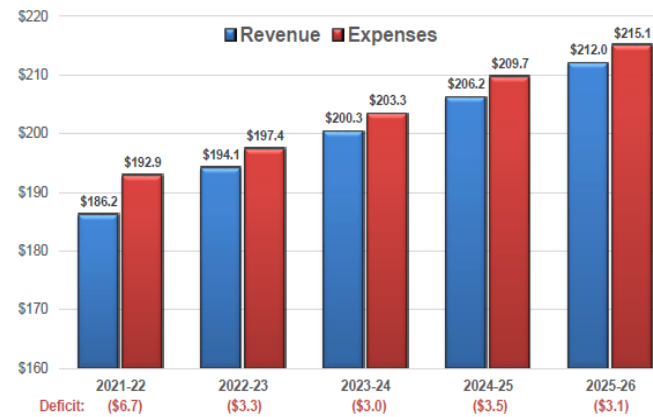




General Fund Forecast



Following a year of unprecedented economic decline due to the COVID-19 pandemic, economists now expect moderate growth for the U.S. and California. While Burbank's revenues are expected to increase by 7.9% in FY 2021-22, it may take several years for some revenues to return to pre-pandemic levels. In light of future projected budget deficits, the City will continue to maintain nearly \$10 million in budget savings measures into the new fiscal year while staff continues to monitor the overall health of the economy.



Fee Schedule

The FY 2021-22 Adopted Fee Schedule remains in compliance with the City Council's adopted recovery policy. Adopted changes to fees and charges for services include modifications to parking permit fees, cost recovery for traffic signal construction inspections, and an increase to passport photo fees to align with industry standards.

The City continues to operate the Burbank Program Activity and Service Subsidy (PASS) program to ensure that those in need of financial assistance can continue to participate in City programs and services.

Enterprise Funds

Enterprise Funds consist of the Water Reclamation and Sewer Fund, the Refuse Collection and Disposal Fund, and the Electric and Water Utility Funds. These funds support operations and services through charges to customers. Due to increased costs, rate increases were approved for electric, water, and refuse. The planned phased-in rate increases for electric and water will have a cumulative monthly impact to the average household of \$2.17 and \$4.08, respectively. Refuse customers will experience an average monthly increase of \$0.66.

Budget Adoption

The FY 2021-22 Citywide Annual Budget and Fee Schedule was formally adopted by the City Council on May 25, 2021. The Burbank City Charter sets forth the legal requirements for the adoption of the City budget prior to June 30 of each year. The Adopted Budget is a result of the collaborative efforts of City staff under the leadership of the City Manager and the City Council.



Additional Information

The Adopted Budget is available at the City Clerk's Office, the Financial Services Department, and all three Library branches. It can also be viewed online on the City's website. Questions may be referred to the Financial Services Department — Budget Division at (818) 238-5500.

City of Burbank

275 E. Olive Avenue,
Burbank, CA 91502
www.burbankca.gov



Fiscal Year (FY) 2021-22

Adopted Budget at a Glance



MAYOR
Bob Frutos

VICE MAYOR
Jess Talamantes

COUNCIL MEMBERS
Konstantine Anthony
Nick Schultz
Sharon Springer

CITY MANAGER
Justin Hess

The Fiscal Year (FY) 2021-22 Budget is a financial document using projected revenues to create an expenditure plan approved by the City Manager and adopted by the City Council.

The Adopted Budget takes into account the following goals established by the City Council:

- Economic Recovery/Development
- Housing/Homelessness
- Sustainability
- City Services
- Quality of Life

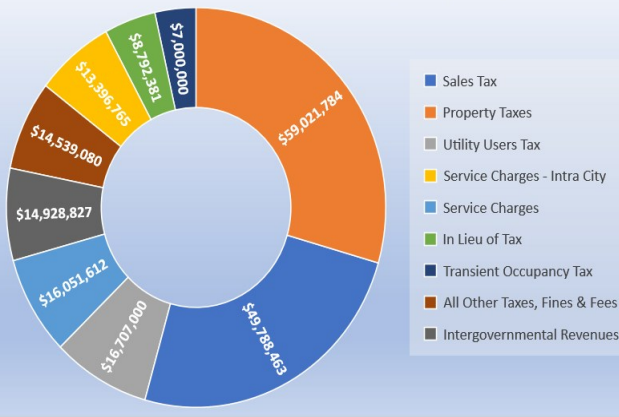
Total City Appropriations

\$699,177,870




Revenues

General Fund Resources - \$200,225,912



General Fund revenues from all sources total \$200,225,912, representing 31% of all resources received by the City. Property Tax, Sales Tax, and Utility Users Tax are the top three sources, accounting for 68% of General Fund recurring revenues. It is estimated that the City lost \$30 million in General Fund revenues as a result of the COVID-19 pandemic. On March 11, 2021, President Biden signed the American Rescue Plan Act of 2021 providing emergency relief to state and local governments. The City was granted \$25.5 million in federal assistance and has received the first \$12.8 million in May 2021. The second installment is expected to be received in May 2022.

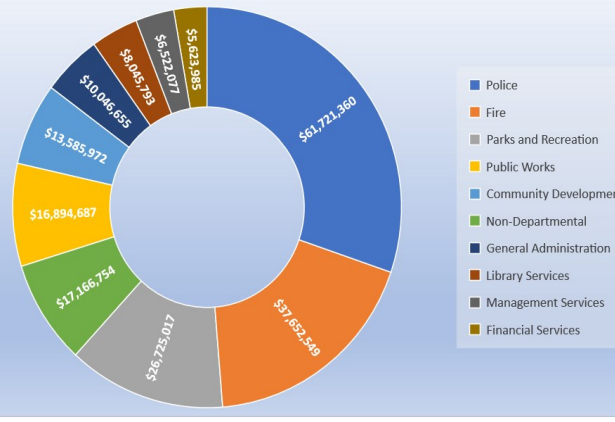


FY 2021-22 BUDGET PROVIDES...

- Community programs and public service projects
- Fully accredited police, fire, and emergency medical services
- Affordable housing and rental assistance programs
- Homeless services
- Transportation and public improvements
- Street maintenance and improvements
- Maintenance of public parks and facilities
- Meals for seniors age 60+
- Electric, water, refuse, and sewer utility services

Appropriations

General Fund Appropriations - \$203,984,849



The chart above highlights the Adopted General Fund appropriations of \$203,984,849 for FY 2021-22. Nearly half of the General Fund budget is dedicated for safety services. Salaries and benefits comprise approximately 80% of the recurring General Fund budget.

The Adopted Budget continues to move forward with the implementation of the City Council's Financial Policies and savings initiatives that will provide long term recurring savings to the City.

ALL FUNDS

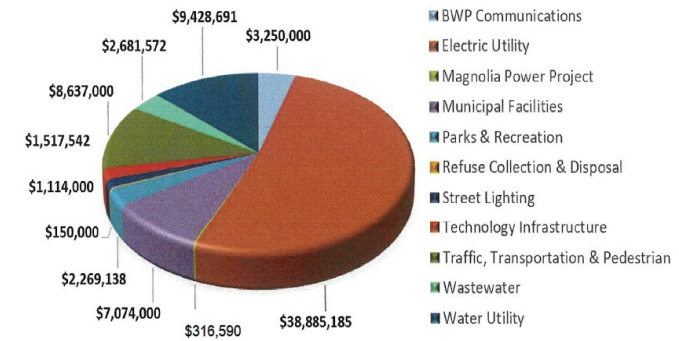
General Fund	\$203,984,849
Special Revenue Funds	46,510,565
Internal Services Funds	70,457,746
Water Reclamation & Sewer	21,153,131
Water & Electric (BWP)	315,923,210
Refuse Collection & Disposal	19,801,041
Successor Agency	6,991,922
Housing Authority	13,604,205
Parking Authority	751,201
TOTAL CITY FUNDS	\$ 699,177,870

APPROPRIATIONS

Police	\$61,721,260
Fire	\$37,653,569
Parks and Recreation	\$36,725,017
Public Works	\$17,166,754
Community Development	\$16,894,687
Non-Departmental	\$13,585,972
General Administration	\$10,046,655
Library Services	\$8,067,793
Management Services	\$6,523,077
Financial Services	\$5,023,985



Capital Improvement Program



Total Citywide Infrastructure Investment: \$75,323,718

Capital Improvement Projects include:

- **\$8 Million** - Residential and arterial pavement and sidewalk rehabilitation
- **\$2.3 Million** - Park facility improvements including replacement of park playground equipment and shade structures at outdoor picnic areas
- **\$700,000** - The Safe Clean Water Program will help to increase the local water supply, improve water quality, and protect public health
- **\$3.8 Million** - The Golden State substation rebuild will increase capacity and accommodate future expansion, as well as provide back up to the Ontario substation

