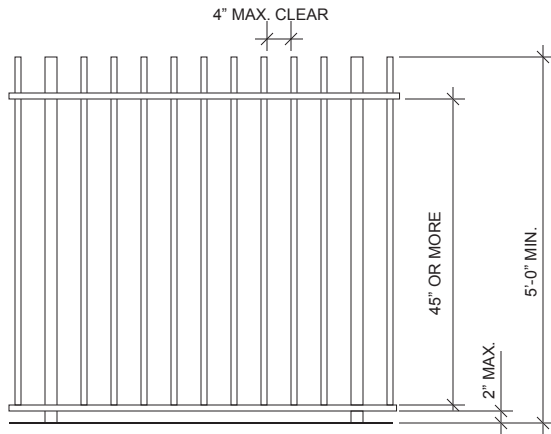
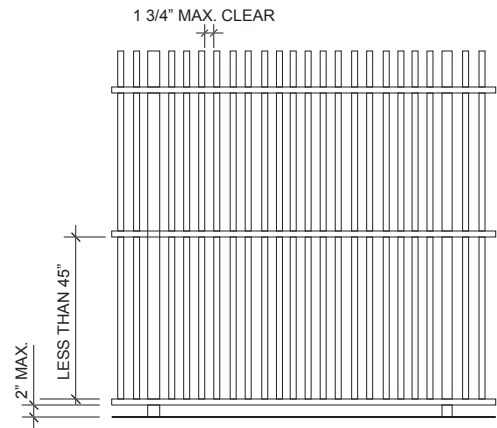


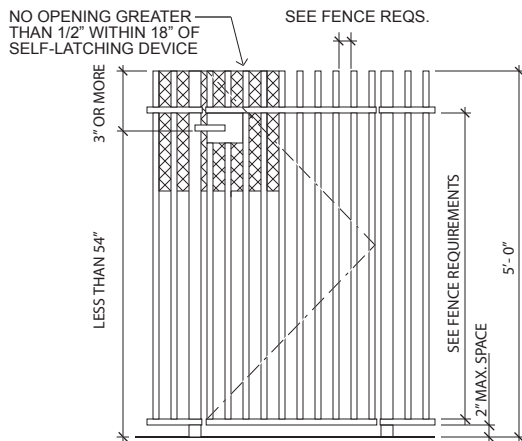
SWIMMING POOL: ANY STRUCTURE CONTAINING WATER OVER 18" DEEP



FENCE WITH HORIZONTAL MEMBERS AT MORE THAN 45" APART

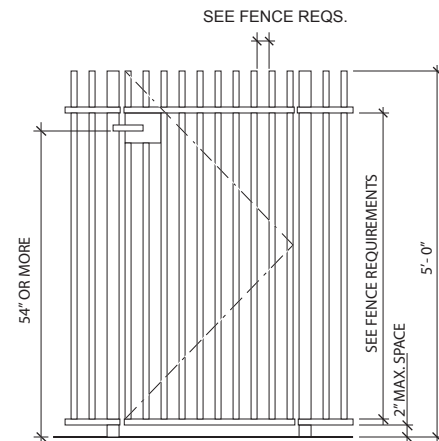


FENCE WITH HORIZONTAL MEMBERS AT LESS THAN 45" APART

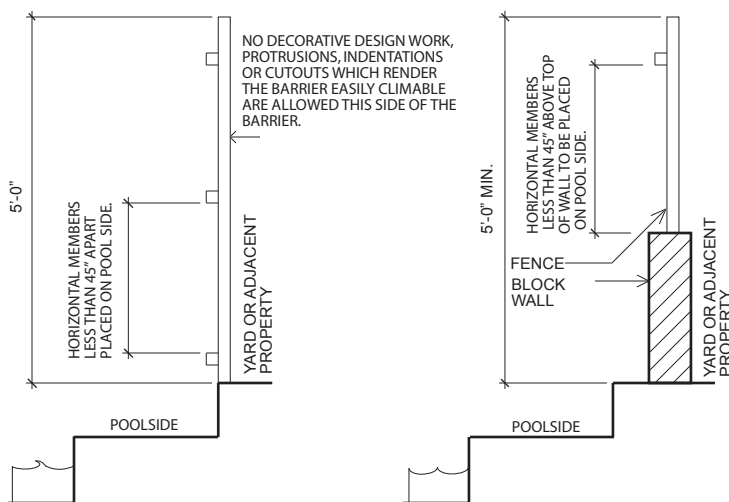


POOL GATE: RELEASE MECHANISM ALLOWED ON POOL SIDE ONLY

POOL GATE NOTES:
 1. PEDESTRIAN GATES SHALL SWING AWAY FROM POOL AND BE SELF-CLOSING.
 2. ANY GATES OTHER THAN PEDESTRIAN ACCESS GATES SHALL BE EQUIPPED WITH LOCKABLE HARDWARE OR PADLOCKS AND SHALL REMAIN LOCKED AT ALL TIME WHEN NOT IN USE.

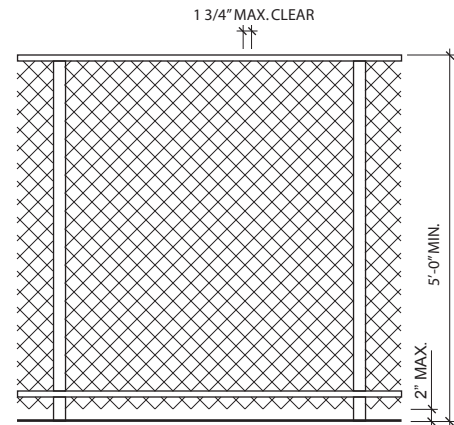


POOL GATE - RELEASE MECHANISM ALLOWED ON EITHER SIDE



POOL SIDE ELEVATION

COMBINATION POOL FENCE



CHAIN LINK FENCE

CHAIN LINK FENCE NOTES:
 1. 11 GA. MINIMUM.
 2. FOR EXISTING CHAIN LINK FENCES MEETING HEIGHT REQUIREMENTS WITH OPENINGS EXCEEDING 1 3/4", WOODEN SLATS MAY BE INSTALLED TO MEET CODE REQUIREMENTS



CITY OF BURBANK
 COMMUNITY DEVELOPMENT DEPARTMENT
 BUILDING DIVISION

SWIMMING POOL FENCE