



Appendix A

Average Daily Traffic and Speeds

January 2022



SPEED

S Edison Blvd Bet. S Brighton St & S Buena Vista St

Day: Tuesday
Date: 1/18/2022

City: Burbank
Project #: CA22_020022_002n

North Bound

Time	<15	15 - 19	20 - 24	25 - 29	30 - 34	35 - 39	40 - 44	45 - 49	50 - 54	55 - 59	60 - 64	65 - 69	70 +	Total
00:00 AM	0	0	0	0	0	0	0	0	0	0	0	0	0	0
00:15	0	0	0	0	0	0	0	0	0	0	0	0	0	0
00:30	0	0	0	0	0	0	0	0	0	0	0	0	0	0
00:45	0	0	0	0	0	0	0	0	0	0	0	0	0	0
01:00	0	0	0	0	0	0	0	0	0	0	0	0	0	0
01:15	0	0	0	0	0	0	0	0	0	0	0	0	0	0
01:30	0	0	0	0	0	0	0	0	0	0	0	0	0	0
01:45	0	0	0	0	0	0	0	0	0	0	0	0	0	0
02:00	0	0	0	0	0	0	0	0	0	0	0	0	0	0
02:15	0	0	0	0	0	0	0	0	0	0	0	0	0	0
02:30	0	0	0	0	0	0	0	0	0	0	0	0	0	0
02:45	0	0	0	0	0	0	0	0	0	0	0	0	0	0
03:00	0	0	0	0	0	0	0	0	0	0	0	0	0	0
03:15	0	0	0	0	0	0	0	0	0	0	0	0	0	0
03:30	0	0	0	0	0	0	0	0	0	0	0	0	0	0
03:45	0	0	0	0	0	0	0	0	0	0	0	0	0	0
04:00	0	0	0	0	0	0	0	0	0	0	0	0	0	0
04:15	0	0	0	0	0	0	0	0	0	0	0	0	0	0
04:30	0	0	0	0	0	0	0	0	0	0	0	0	0	0
04:45	0	0	0	0	0	0	0	0	0	0	0	0	0	0
05:00	0	0	0	0	0	0	0	0	0	0	0	0	0	0
05:15	0	0	0	0	0	0	0	0	0	0	0	0	0	0
05:30	0	0	0	0	0	0	0	0	0	0	0	0	0	0
05:45	0	0	0	0	0	0	0	0	0	0	0	0	0	0
06:00	0	0	0	0	0	0	0	0	0	0	0	0	0	0
06:15	1	0	0	0	0	0	0	0	0	0	0	0	0	1
06:30	0	0	0	0	0	0	0	0	0	0	0	0	0	0
06:45	0	0	0	0	0	0	0	0	0	0	0	0	0	0
07:00	1	0	0	1	0	0	0	0	0	0	0	0	0	2
07:15	0	0	2	1	0	0	0	0	0	0	0	0	0	3
07:30	1	1	0	1	0	0	0	0	0	0	0	0	0	3
07:45	2	5	2	3	0	0	0	0	0	0	0	0	0	12
08:00	1	3	3	3	2	0	0	0	0	0	0	0	0	12
08:15	2	2	0	1	0	0	0	0	0	0	0	0	0	6
08:30	0	1	0	1	1	0	0	0	0	0	0	0	0	3
08:45	2	0	0	3	0	2	0	0	0	0	0	0	0	7
09:00	0	0	0	1	1	0	0	0	0	0	0	0	0	2
09:15	0	0	0	3	2	0	0	0	0	0	0	0	0	5
09:30	0	3	3	1	0	0	0	0	0	0	0	0	0	7
09:45	2	0	1	2	0	0	0	0	0	0	0	0	0	5
10:00	1	2	1	0	1	1	0	0	0	0	0	0	0	6
10:15	1	1	0	2	0	0	0	0	0	0	0	0	0	4
10:30	2	0	1	4	0	0	0	0	0	0	0	0	0	8
10:45	0	0	0	3	1	0	0	0	0	0	0	0	0	4
11:00	0	0	2	1	0	0	0	0	0	0	0	0	0	3
11:15	0	0	3	1	0	0	1	0	0	0	0	0	0	5
11:30	1	1	4	1	2	0	0	0	0	0	0	0	0	9
11:45	0	1	1	5	1	0	0	0	0	0	0	0	0	8
12:00 PM	1	0	2	1	0	1	0	0	0	0	0	0	0	5
12:15	1	0	3	5	1	0	0	0	0	0	0	0	0	10
12:30	1	0	3	2	2	0	0	0	0	0	0	0	0	8
12:45	3	0	1	3	1	0	0	0	0	0	0	0	0	9
13:00	0	0	6	4	2	0	0	0	0	0	0	0	0	12
13:15	1	2	5	4	1	0	0	0	0	0	0	0	0	13
13:30	3	1	1	1	1	0	0	0	0	0	0	0	0	7
13:45	5	4	4	0	1	0	0	0	0	0	0	0	0	14
14:00	0	4	3	3	0	1	0	0	0	0	0	0	0	11
14:15	1	1	4	5	1	0	0	0	0	0	0	0	0	12
14:30	1	1	3	5	0	0	0	0	0	0	0	0	0	10
14:45	1	1	3	3	0	0	0	0	0	0	0	0	0	8
15:00	6	2	2	5	2	0	0	0	0	0	0	0	0	16
15:15	1	3	2	1	0	0	0	0	0	0	0	0	0	7
15:30	1	1	3	4	2	0	0	0	0	0	0	0	0	11
15:45	3	1	0	5	3	0	0	0	0	0	0	0	0	12
16:00	0	1	1	2	1	0	0	0	0	0	0	0	0	5
16:15	3	0	3	3	1	0	0	0	0	0	0	0	0	11
16:30	0	3	5	3	0	0	0	0	0	0	0	0	0	11
16:45	1	3	5	2	0	0	0	0	0	0	0	0	0	11
17:00	0	4	4	3	1	0	0	0	0	0	0	0	0	12
17:15	0	1	3	2	1	0	0	0	0	0	0	0	0	7
17:30	1	2	1	2	1	0	0	0	0	0	0	0	0	7
17:45	1	0	2	0	0	0	0	0	0	0	0	0	0	3
18:00	0	2	3	5	1	0	0	0	0	0	0	0	0	11
18:15	0	0	2	1	1	0	0	0	0	0	0	0	0	4
18:30	1	0	1	2	1	0	0	0	0	0	0	0	0	5
18:45	0	1	0	2	1	0	0	0	0	0	0	0	0	4
19:00	1	1	0	2	1	0	0	0	0	0	0	0	0	5
19:15	0	0	1	2	0	0	0	0	0	0	0	0	0	3
19:30	0	0	1	2	1	0	0	0	0	0	0	0	0	4
19:45	0	0	0	0	4	0	0	0	0	0	0	0	0	4
20:00	0	0	1	1	0	0	0	0	0	0	0	0	0	2
20:15	1	2	0	2	0	1	0	0	0	0	0	0	0	6
20:30	3	0	0	0	1	0	0	0	0	0	0	0	0	4
20:45	0	0	0	1	1	0	0	0	0	0	0	0	0	2
21:00	1	0	1	0	1	0	0	0	0	0	0	0	0	3
21:15	0	0	0	0	0	0	0	0	0	0	0	0	0	0
21:30	2	0	1	1	0	0	0	0	0	0	0	0	0	4
21:45	0	0	0	0	0	0	0	0	0	0	0	0	0	0
22:00	0	1	1	0	0	0	0	0	0	0	0	0	0	2
22:15	0	0	0	0	0	0	0	0	0	0	0	0	0	0
22:30	0	0	0	0	0	0	0	0	0	0	0	0	0	0
22:45	0	0	0	0	0	0	0	0	0	0	0	0	0	0
23:00	0	0	0	0	1	0	0	0	0	0	0	0	0	1
23:15	0	0	0	0	0	0	0	0	0	0	0	0	0	0
23:30	0	0	0	0	0	0	0	0	0	0	0	0	0	0
23:45	0	0	1	1	0	0	0	0	0	0	0	0	0	2

Directional Peak Periods	AM 7-9	NOON 12-2	PM 4-6	Off Peak Volumes
All Classes	Volume 48	Volume 78	Volume 67	Volume 220
	% 12%	% 19%	% 16%	% 53%

Street Name	Direction	Percentiles					ADT
		15th	50th	Average	85th	95th	
S Edison Blvd	North Bound	15	24	23	30	34	413
S Edison Blvd	South Bound	16	23	23	30	34	255

SPEED

S Edison Blvd Bet. S Brighton St & S Buena Vista St

Day: Tuesday
Date: 1/18/2022

City: Burbank
Project #: CA22_020022_0025

South Bound

Time	<15	15-19	20-24	25-29	30-34	35-39	40-44	45-49	50-54	55-59	60-64	65-69	70+	Total
00:00 AM	0	0	0	0	0	0	0	0	0	0	0	0	0	0
00:15	0	0	0	0	0	0	0	0	0	0	0	0	0	0
00:30	0	1	0	0	0	0	0	0	0	0	0	0	0	1
00:45	0	0	0	0	0	0	0	0	0	0	0	0	0	0
01:00	0	0	0	0	0	0	0	0	0	0	0	0	0	0
01:15	0	0	0	1	0	0	0	0	0	0	0	0	0	1
01:30	0	0	0	0	0	0	0	0	0	0	0	0	0	0
01:45	0	0	0	0	0	0	0	0	0	0	0	0	0	0
02:00	0	0	0	0	0	0	0	0	0	0	0	0	0	0
02:15	0	0	0	0	0	0	0	0	0	0	0	0	0	0
02:30	0	1	0	0	0	0	0	0	0	0	0	0	0	1
02:45	0	0	0	0	0	0	0	0	0	0	0	0	0	0
03:00	0	0	0	1	0	0	0	0	0	0	0	0	0	1
03:15	0	0	0	0	1	0	0	0	0	0	0	0	0	1
03:30	0	0	0	0	1	0	0	0	0	0	0	0	0	1
03:45	0	0	1	1	0	0	0	0	0	0	0	0	0	2
04:00	0	0	0	0	0	0	0	0	0	0	0	0	0	0
04:15	0	0	0	0	0	0	0	0	0	0	0	0	0	0
04:30	0	0	0	0	0	0	0	0	0	0	0	0	0	0
04:45	0	0	0	2	0	0	0	0	0	0	0	0	0	2
05:00	0	1	0	0	0	0	0	0	0	0	0	0	0	1
05:15	0	0	1	1	0	0	0	0	0	0	0	0	0	2
05:30	0	0	0	0	0	0	0	0	0	0	0	0	0	0
05:45	0	0	1	0	0	0	0	0	0	0	0	0	0	1
06:00	0	0	0	0	0	0	0	0	0	0	0	0	0	0
06:15	0	0	0	1	0	0	0	0	0	0	0	0	0	1
06:30	0	0	0	1	1	0	0	0	0	0	0	0	0	2
06:45	0	1	1	0	0	0	0	0	0	0	0	0	0	2
07:00	0	0	2	0	0	0	0	0	0	0	0	0	0	2
07:15	0	0	0	0	1	0	0	0	0	0	0	0	0	1
07:30	0	1	0	2	0	1	0	0	0	0	0	0	0	3
07:45	2	4	4	4	1	0	0	0	0	0	0	0	0	15
08:00	4	0	0	0	0	0	0	0	0	0	0	0	0	4
08:15	2	1	2	1	0	0	0	0	0	0	0	0	0	6
08:30	1	2	3	0	0	0	0	0	0	0	0	0	0	6
08:45	0	1	1	0	0	0	0	0	0	0	0	0	0	2
09:00	0	0	2	2	0	0	0	0	0	0	0	0	0	4
09:15	0	3	1	0	0	1	0	0	0	0	0	0	0	5
09:30	0	3	2	0	0	0	0	0	0	0	0	0	0	5
09:45	0	0	1	0	0	0	0	0	0	0	0	0	0	1
10:00	1	0	0	3	0	0	0	0	0	0	0	0	0	4
10:15	3	2	1	2	0	0	0	0	0	0	0	0	0	8
10:30	0	0	0	0	0	0	0	0	0	0	0	0	0	0
10:45	2	1	1	0	1	0	0	0	0	0	0	0	0	5
11:00	3	0	1	3	0	1	0	0	0	0	0	0	0	8
11:15	0	0	1	0	0	0	0	0	0	0	0	0	0	1
11:30	0	0	1	2	2	0	0	0	0	0	0	0	0	5
11:45	0	1	3	1	2	0	0	0	0	0	0	0	0	7
12:00 PM	0	0	1	1	2	0	0	0	0	0	0	0	0	3
12:15	0	1	1	1	0	0	0	0	0	0	0	0	0	3
12:30	0	2	3	0	3	0	0	0	0	0	0	0	0	8
12:45	1	0	2	1	0	0	0	0	0	0	0	0	0	4
13:00	0	1	2	2	1	0	0	0	0	0	0	0	0	6
13:15	1	2	1	0	3	0	0	0	0	0	0	0	0	7
13:30	0	2	2	1	2	0	0	0	0	0	0	0	0	7
13:45	1	3	2	3	0	0	0	0	0	0	0	0	0	9
14:00	1	0	1	2	0	0	0	0	0	0	0	0	0	4
14:15	2	1	5	2	2	0	0	0	0	0	0	0	0	12
14:30	1	0	0	1	1	0	0	0	0	0	0	0	0	3
14:45	0	1	1	2	1	1	0	0	0	0	0	0	0	6
15:00	1	1	0	0	0	0	0	0	0	0	0	0	0	3
15:15	1	2	0	0	0	0	0	0	0	0	0	0	0	3
15:30	0	0	0	0	1	0	0	0	0	0	0	0	0	1
15:45	1	1	0	0	0	0	0	0	0	0	0	0	0	2
16:00	0	0	1	0	0	0	0	0	0	0	0	0	0	1
16:15	0	1	0	0	1	0	0	0	0	0	0	0	0	2
16:30	0	1	0	2	1	0	0	0	0	0	0	0	0	4
16:45	0	1	1	1	0	1	0	0	0	0	0	0	0	4
17:00	0	1	0	3	1	0	0	0	0	0	0	0	0	5
17:15	0	0	0	4	0	0	0	0	0	0	0	0	0	4
17:30	0	1	2	0	1	0	0	0	0	0	0	0	0	3
17:45	1	0	0	0	1	0	0	0	0	0	0	0	0	2
18:00	1	0	1	0	0	1	0	0	0	0	0	0	0	3
18:15	0	0	0	0	0	0	0	0	0	0	0	0	0	0
18:30	0	1	0	0	1	0	0	0	0	0	0	0	0	2
18:45	0	0	0	1	1	0	0	0	0	0	0	0	0	2
19:00	0	1	0	1	0	0	0	0	0	0	0	0	0	2
19:15	0	0	1	0	0	0	0	0	0	0	0	0	0	1
19:30	0	0	0	2	1	0	0	0	0	0	0	0	0	3
19:45	0	0	0	0	0	0	0	0	0	0	0	0	0	0
20:00	0	1	1	0	1	0	0	0	0	0	0	0	0	3
20:15	0	0	2	0	0	0	0	0	0	0	0	0	0	2
20:30	0	1	0	2	1	0	0	0	0	0	0	0	0	4
20:45	0	0	0	0	0	0	0	0	0	0	0	0	0	0
21:00	0	1	0	0	0	0	0	0	0	0	0	0	0	1
21:15	0	0	1	0	0	0	0	0	0	0	0	0	0	1
21:30	1	0	0	0	1	0	0	0	0	0	0	0	0	2
21:45	0	0	0	1	0	0	0	0	0	0	0	0	0	1
22:00	0	0	1	0	0	0	0	0	0	0	0	0	0	1
22:15	0	0	0	0	0	0	0	0	0	0	0	0	0	0
22:30	0	0	0	0	0	0	0	0	0	0	0	0	0	0
22:45	0	0	1	0	0	0	0	0	0	0	0	0	0	1
23:00	0	0	1	0	0	0	0	0	0	0	0	0	0	1
23:15	0	0	0	0	0	0	0	0	0	0	0	0	0	0
23:30	1	0	0	0	1	0	0	0	0	0	0	0	0	1
23:45	0	1	0	0	1	0	0	0	0	0	0	0	0	2
% of Totals	1.2	1.1	0.6	0.5	0.6	0.5	0.5	0.5	0.5	0.5	0.5	0.5	0.5	7.3%
% of Totals	13%	20%	26%	25%	14%	2%	2%	2%	2%	2%	2%	2%	2%	100%
AM Volumes	13	23	12	29	10	2	0	0	0	0	0	0	0	114
% AMH	7%	9%	13%	11%	4%	1%	0%	0%	0%	0%	0%	0%	0%	45%
AM Peak Hour	07:45	07:45	07:45	07:30	11:45	08:30								07:45
Volume	9	7	9	7	5	1								31
PM Volumes	14	28	14	26	9	0	0	0	0	0	0	0	0	111
% PMH	5%	11%	13%	14%	10%	3%								55%
PM Peak Hour	13:45	13:00	13:30	16:30	12:30	14:00								13:30
Volume	1	8	10	20	7	1								32
Directional Peak Periods			AM 7-9		NOON 12-2		PM 4-6		Off Peak Volumes					
All Classes	Volume	↔	%	Volume	↔	%	Volume	↔	%	Volume	↔	%		
	39	↔	15%	47	↔	18%	25	↔	10%	144	↔	56%		
Street Name	Direction	15th		50th		Average		85th		95th		ADT		
S Edison Blvd	North Bound	15		24		23		30		34		413		
S Edison Blvd	South Bound	16		23		23		30		34		255		

SPEED

S Edison Blvd Bet. S Brighton St & S Buena Vista St

Day: Tuesday
Date: 1/18/2022

City: Burbank
Project #: CA22_020022_002

Summary

Table with columns: Time, <15, 15-19, 20-24, 25-29, 30-34, 35-39, 40-44, 45-49, 50-54, 55-59, 60-64, 65-69, 70+, Total. Rows represent 15-minute intervals from 00:00 AM to 23:45.

Summary statistics table with columns: AM Volumes, PM Volumes, Directional Peak Periods, All Classes. Includes AM Peak Hour, PM Peak Hour, and AM 7-9, NOON 12-2, PM 4-6, Off Peak Volumes.

Table with columns: Street Name, Direction, Percentiles (15th, 50th, Average, 85th, 95th), ADT. Row for S Edison Blvd Summary.

SPEED

S Edison Blvd Bet. S Brighton St & S Buena Vista St

Day: Tuesday
Date: 1/18/2022

City: Burbank
Project #: CA22_020022_002n

North Bound

Time	< 15	15 - 19	20 - 24	25 - 29	30 - 34	35 - 39	40 - 44	45 - 49	50 - 54	55 - 59	60 - 64	65 - 69	70 +	Total
00:00 AM	0	0	0	0	0	0	0	0	0	0	0	0	0	0
01:00	0	0	0	0	0	0	0	0	0	0	0	0	0	0
02:00	0	0	0	0	0	0	0	0	0	0	0	0	0	0
03:00	0	0	0	0	0	0	0	0	0	0	0	0	0	0
04:00	0	0	0	0	0	0	0	0	0	0	0	0	0	0
05:00	0	0	0	0	0	0	0	0	0	0	0	0	0	0
06:00	1	0	0	0	0	0	0	0	0	0	0	0	0	1
07:00	4	6	4	6	0	0	0	0	0	0	0	0	0	20
08:00	5	6	3	8	4	2	0	0	0	0	0	0	0	28
09:00	2	3	4	7	3	0	0	0	0	0	0	0	0	19
10:00	4	3	2	9	3	1	0	0	0	0	0	0	0	22
11:00	1	2	10	8	3	0	1	0	0	0	0	0	0	25
12:00 PM	6	0	9	11	4	2	0	0	0	0	0	0	0	32
13:00	9	7	16	9	5	0	0	0	0	0	0	0	0	46
14:00	3	7	13	16	1	1	0	0	0	0	0	0	0	41
15:00	11	7	7	15	6	0	0	0	0	0	0	0	0	46
16:00	4	7	14	10	2	1	0	0	0	0	0	0	0	38
17:00	2	7	10	7	3	0	0	0	0	0	0	0	0	29
18:00	1	3	6	10	4	0	0	0	0	0	0	0	0	24
19:00	1	1	2	10	2	0	0	0	0	0	0	0	0	16
20:00	4	2	2	4	1	1	0	0	0	0	0	0	0	14
21:00	3	0	2	1	1	0	0	0	0	0	0	0	0	7
22:00	0	1	1	0	0	0	0	0	0	0	0	0	0	2
23:00	0	0	1	1	1	0	0	0	0	0	0	0	0	3
Totals	61	62	106	132	43	8	1							413
% of Totals	15%	15%	26%	32%	10%	2%	0%							100%

AM Volumes	17	20	23	38	13	3	1	0	0	0	0	0	0	115		
% AM	4%	5%	6%	9%	3%	1%	0%							28%		
AM Peak Hour	08:00	07:00	11:00	10:00	08:00	08:00	11:00							08:00		
Volume	5	6	10	9	4	2	1							28		
PM Volumes	44	42	83	94	30	5	0	0	0	0	0	0	0	298		
% PM	11%	10%	20%	23%	7%	1%								72%		
PM Peak Hour	15:00	13:00	13:00	14:00	15:00	12:00								13:00		
Volume	11	7	16	16	6	2								46		
Directional Peak Periods		AM 7-9				NOON 12-2				PM 4-6				Off Peak Volumes		
All Speeds		Volume	↔		%	Volume	↔		%	Volume	↔		%	Volume	↔	
		48			12%	78			19%	67			16%	220		

Street Name	Direction	Percentiles					
		15th	50th	Average	85th	95th	ADT
S Edison Blvd	North Bound	15	24	23	30	34	413
S Edison Blvd	South Bound	16	23	23	30	34	255

SPEED

S Edison Blvd Bet. S Brighton St & S Buena Vista St

Day: Tuesday
Date: 1/18/2022

City: Burbank
Project #: CA22_020022_002s

South Bound

Time	< 15	15 - 19	20 - 24	25 - 29	30 - 34	35 - 39	40 - 44	45 - 49	50 - 54	55 - 59	60 - 64	65 - 69	70 +	Total
00:00 AM	0	1	1	0	0	0	0	0	0	0	0	0	0	2
01:00	0	0	0	1	0	0	0	0	0	0	0	0	0	1
02:00	0	1	0	0	0	0	0	0	0	0	0	0	0	1
03:00	0	0	1	2	2	0	0	0	0	0	0	0	0	5
04:00	0	0	0	2	0	0	0	0	0	0	0	0	0	2
05:00	0	1	2	1	0	0	0	0	0	0	0	0	0	4
06:00	0	1	1	2	1	0	0	0	0	0	0	0	0	5
07:00	2	5	6	6	2	0	0	0	0	0	0	0	0	21
08:00	7	4	6	1	0	0	0	0	0	0	0	0	0	18
09:00	0	6	6	2	0	1	0	0	0	0	0	0	0	15
10:00	6	3	4	5	1	0	0	0	0	0	0	0	0	19
11:00	3	1	5	7	4	1	0	0	0	0	0	0	0	21
12:00 PM	1	3	7	4	3	0	0	0	0	0	0	0	0	18
13:00	2	8	7	6	6	0	0	0	0	0	0	0	0	29
14:00	4	2	7	7	4	1	0	0	0	0	0	0	0	25
15:00	3	4	0	0	4	0	0	0	0	0	0	0	0	11
16:00	0	3	2	4	1	1	0	0	0	0	0	0	0	11
17:00	1	2	2	7	2	0	0	0	0	0	0	0	0	14
18:00	1	1	1	1	2	1	0	0	0	0	0	0	0	7
19:00	0	1	1	3	1	0	0	0	0	0	0	0	0	6
20:00	0	2	3	2	2	0	0	0	0	0	0	0	0	9
21:00	1	1	1	1	1	0	0	0	0	0	0	0	0	5
22:00	0	0	2	0	0	0	0	0	0	0	0	0	0	2
23:00	1	1	1	1	0	0	0	0	0	0	0	0	0	4
Totals	32	51	66	65	36	5								255
% of Totals	13%	20%	26%	25%	14%	2%								100%

AM Volumes	18	23	32	29	10	2	0	0	0	0	0	0	0	114		
% AM	7%	9%	13%	11%	4%	1%								45%		
AM Peak Hour	08:00	09:00	07:00	11:00	11:00	09:00								07:00		
Volume	7	6	6	7	4	1								21		
PM Volumes	14	28	34	36	26	3	0	0	0	0	0	0	0	141		
% PM	5%	11%	13%	14%	10%	1%								55%		
PM Peak Hour	14:00	13:00	12:00	14:00	13:00	14:00								13:00		
Volume	4	8	7	7	6	1								29		
Directional Peak Periods		AM 7-9				NOON 12-2				PM 4-6				Off Peak Volumes		
All Speeds		Volume	↔		%	Volume	↔		%	Volume	↔		%	Volume	↔	
		39			15%	47			18%	25			10%	144		

Street Name	Direction	Percentiles					
		15th	50th	Average	85th	95th	ADT
S Edison Blvd	North Bound	15	24	23	30	34	413
S Edison Blvd	South Bound	16	23	23	30	34	255

SPEED

S Edison Blvd Bet. S Brighton St & S Buena Vista St

Day: Tuesday
Date: 1/18/2022

City: Burbank
Project #: CA22_020022_002

Summary

Time	< 15	15 - 19	20 - 24	25 - 29	30 - 34	35 - 39	40 - 44	45 - 49	50 - 54	55 - 59	60 - 64	65 - 69	70 +	Total
00:00 AM	0	1	1	0	0	0	0	0	0	0	0	0	0	2
01:00	0	0	0	1	0	0	0	0	0	0	0	0	0	1
02:00	0	1	0	0	0	0	0	0	0	0	0	0	0	1
03:00	0	0	1	2	2	0	0	0	0	0	0	0	0	5
04:00	0	0	0	2	0	0	0	0	0	0	0	0	0	2
05:00	0	1	2	1	0	0	0	0	0	0	0	0	0	4
06:00	1	1	1	2	1	0	0	0	0	0	0	0	0	6
07:00	6	11	10	12	2	0	0	0	0	0	0	0	0	41
08:00	12	10	9	9	4	2	0	0	0	0	0	0	0	46
09:00	2	9	10	9	3	1	0	0	0	0	0	0	0	34
10:00	10	6	6	14	4	1	0	0	0	0	0	0	0	41
11:00	4	3	15	15	7	1	1	0	0	0	0	0	0	46
12:00 PM	7	3	16	15	7	2	0	0	0	0	0	0	0	50
13:00	11	15	23	15	11	0	0	0	0	0	0	0	0	75
14:00	7	9	20	23	5	2	0	0	0	0	0	0	0	66
15:00	14	11	7	15	10	0	0	0	0	0	0	0	0	57
16:00	4	10	16	14	3	2	0	0	0	0	0	0	0	49
17:00	3	9	12	14	5	0	0	0	0	0	0	0	0	43
18:00	2	4	7	11	6	1	0	0	0	0	0	0	0	31
19:00	1	2	3	13	3	0	0	0	0	0	0	0	0	22
20:00	4	4	5	6	3	1	0	0	0	0	0	0	0	23
21:00	4	1	3	2	2	0	0	0	0	0	0	0	0	12
22:00	0	1	3	0	0	0	0	0	0	0	0	0	0	4
23:00	1	1	2	2	1	0	0	0	0	0	0	0	0	7
Totals	93	113	172	197	79	13	1							668
% of Totals	14%	17%	26%	29%	12%	2%	0%							100%

AM Volumes	35	43	55	67	23	5	1	0	0	0	0	0	0	229			
% AM	5%	6%	8%	10%	3%	1%	0%							34%			
AM Peak Hour	08:00	07:00	11:00	11:00	11:00	08:00	11:00							08:00			
Volume	12	11	15	15	7	2	1							46			
PM Volumes	58	70	117	130	56	8	0	0	0	0	0	0	0	439			
% PM	9%	10%	18%	19%	8%	1%								66%			
PM Peak Hour	15:00	13:00	13:00	14:00	13:00	12:00								13:00			
Volume	14	15	23	23	11	2								75			
Directional Peak Periods		AM 7-9				NOON 12-2			PM 4-6			Off Peak Volumes					
All Speeds		Volume	↔		%	Volume	↔		%	Volume	↔		%	Volume	↔		%
		87			13%	125			19%	92			14%	364			54%

Street Name	Direction	Percentiles					
		15th	50th	Average	85th	95th	ADT
S Edison Blvd	Summary	15	24	23	30	34	668

VOLUME

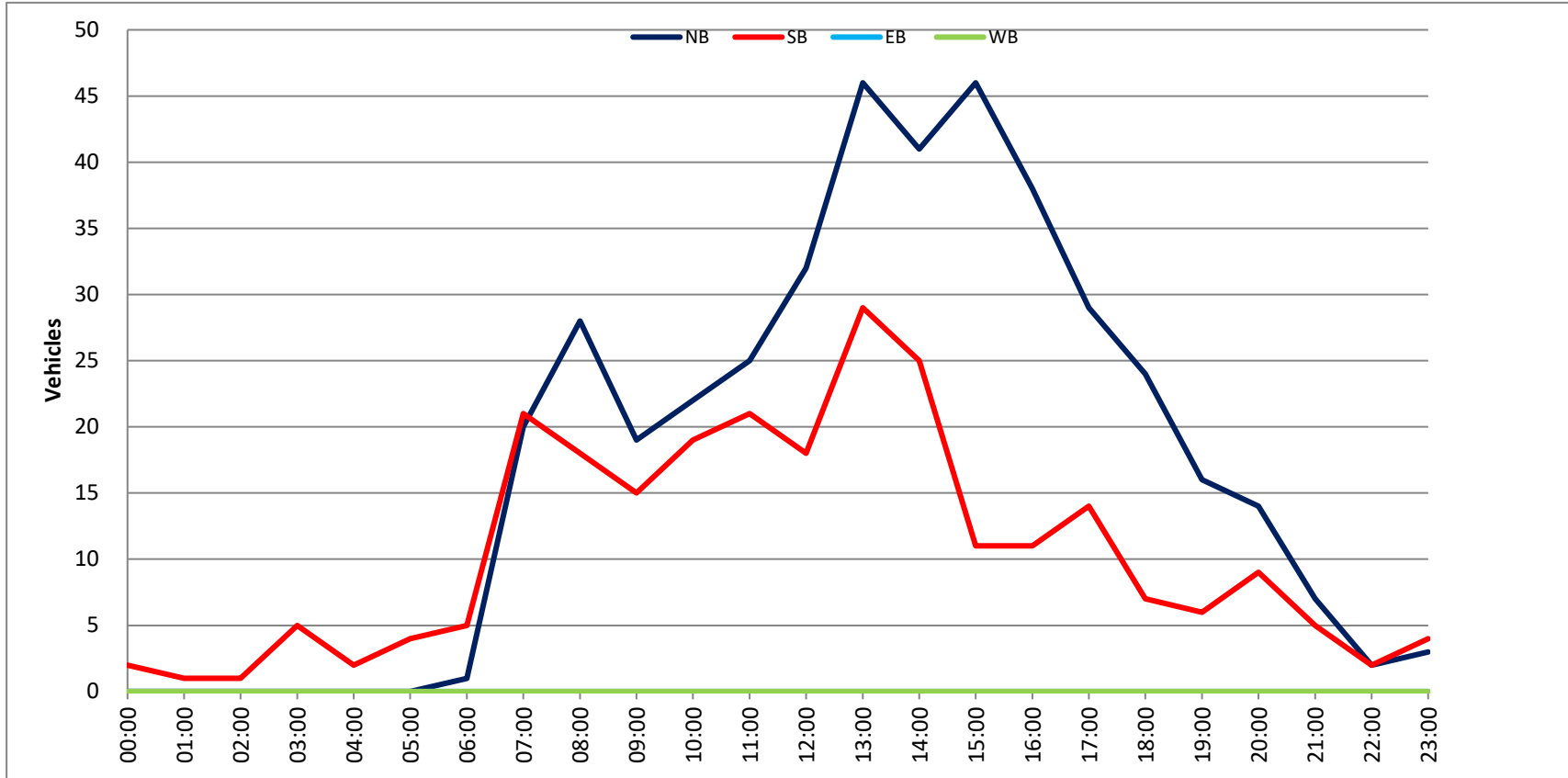
S Edison Blvd Bet. S Brighton St & S Buena Vista St

Day: Tuesday
 Date: 1/18/2022

City: Burbank
 Project #: CA22_020022_002

DAILY TOTALS					NB	SB	EB	WB	Total		
					413	255	0	0	668		
AM Period	NB	SB	EB	WB	TOTAL	PM Period	NB	SB	EB	WB	TOTAL
00:00	0	0	0	0		12:00	5	3	0	0	8
00:15	0	1	0	0	1	12:15	10	3	0	0	13
00:30	0	1	0	0	1	12:30	8	8	0	0	16
00:45	0	0	2	0	2	12:45	9	32	4	18	53
01:00	0	0	0	0		13:00	12	6	0	0	18
01:15	0	1	0	0	1	13:15	13	7	0	0	20
01:30	0	0	0	0		13:30	7	7	0	0	14
01:45	0	0	1	0	1	13:45	14	46	9	29	75
02:00	0	0	0	0		14:00	11	4	0	0	15
02:15	0	0	0	0		14:15	12	12	0	0	24
02:30	0	1	0	0	1	14:30	10	3	0	0	13
02:45	0	0	1	0	1	14:45	8	41	6	25	66
03:00	0	1	0	0	1	15:00	16	5	0	0	21
03:15	0	1	0	0	1	15:15	7	3	0	0	10
03:30	0	1	0	0	1	15:30	11	1	0	0	12
03:45	0	2	5	0	2	15:45	12	46	2	11	57
04:00	0	0	0	0		16:00	5	1	0	0	6
04:15	0	0	0	0		16:15	11	2	0	0	13
04:30	0	0	0	0		16:30	11	4	0	0	15
04:45	0	2	2	0	2	16:45	11	38	4	11	49
05:00	0	1	0	0	1	17:00	12	5	0	0	17
05:15	0	2	0	0	2	17:15	7	4	0	0	11
05:30	0	0	0	0		17:30	7	3	0	0	10
05:45	0	1	4	0	1	17:45	3	29	2	14	43
06:00	0	0	0	0		18:00	11	3	0	0	14
06:15	1	1	0	0	2	18:15	4	0	0	0	4
06:30	0	2	0	0	2	18:30	5	2	0	0	7
06:45	0	1	2	5	2	18:45	4	24	2	7	31
07:00	2	2	0	0	4	19:00	5	2	0	0	7
07:15	3	1	0	0	4	19:15	3	1	0	0	4
07:30	3	3	0	0	6	19:30	4	3	0	0	7
07:45	12	20	15	21	27	19:45	4	16	0	6	22
08:00	12	4	0	0	16	20:00	2	3	0	0	5
08:15	6	6	0	0	12	20:15	6	2	0	0	8
08:30	3	6	0	0	9	20:30	4	4	0	0	8
08:45	7	28	2	18	9	20:45	2	14	0	9	23
09:00	2	4	0	0	6	21:00	3	1	0	0	4
09:15	5	5	0	0	10	21:15	0	1	0	0	1
09:30	7	5	0	0	12	21:30	4	2	0	0	6
09:45	5	19	1	15	6	21:45	0	7	1	5	12
10:00	6	4	0	0	10	22:00	2	1	0	0	3
10:15	4	8	0	0	12	22:15	0	0	0	0	
10:30	8	2	0	0	10	22:30	0	0	0	0	
10:45	4	22	5	19	9	22:45	0	2	1	2	4
11:00	3	8	0	0	11	23:00	1	1	0	0	2
11:15	5	1	0	0	6	23:15	0	0	0	0	
11:30	9	5	0	0	14	23:30	0	1	0	0	1
11:45	8	25	7	21	15	23:45	2	3	2	4	7
TOTALS	115	114			229	TOTALS	298	141			439
SPLIT %	50.2%	49.8%			34.3%	SPLIT %	67.9%	32.1%			65.7%

DAILY TOTALS					NB	SB	EB	WB	Total
					413	255	0	0	668
AM Peak Hour	07:30	07:45		07:45	PM Peak Hour	13:45	13:30		13:30
AM Pk Volume	33	31		64	PM Pk Volume	47	32		76
Pk Hr Factor	0.688	0.517		0.593	Pk Hr Factor	0.839	0.667		0.792
7 - 9 Volume	48	39	0	87	4 - 6 Volume	67	25	0	92
7 - 9 Peak Hour	07:30	07:45		07:45	4 - 6 Peak Hour	16:15	16:30		16:15
7 - 9 Pk Volume	33	31	0	64	4 - 6 Pk Volume	45	17	0	60
Pk Hr Factor	0.688	0.517	0.000	0.593	Pk Hr Factor	0.938	0.850	0.000	0.882



SPEED

S Edison Blvd Bet. S Brighton St & S Buena Vista St

Day: Wednesday
Date: 1/19/2022

City: Burbank
Project #: CA22_020022_0025

South Bound

Table with columns: Time, <15, 15-19, 20-24, 25-29, 30-34, 35-39, 40-44, 45-49, 50-54, 55-59, 60-64, 65-69, 70+, Total. Rows include time intervals from 00:00 AM to 23:45.

Summary statistics table including AM Volumes, PM Volumes, Directional Peak Periods, and All Classes with various volume and percentage data.

Table with columns: Street Name, Direction, 15th, 50th, Average, 85th, 95th, ADT. Rows for S Edison Blvd North Bound and South Bound.

SPEED

S Edison Blvd Bet. S Brighton St & S Buena Vista St

Day: Wednesday
Date: 1/19/2022

City: Burbank
Project #: CA22_020022_002

Summary

Summary table with columns: Time, <15, 15-19, 20-24, 25-29, 30-34, 35-39, 40-44, 45-49, 50-54, 55-59, 60-64, 65-69, 70+, Total. Rows include AM and PM time slots from 00:00 to 23:45.

Summary statistics table including AM Volumes, PM Volumes, Directional Peak Periods, and Percentiles. Includes sub-tables for AM Peak Hour, PM Peak Hour, and Directional Peak Periods.

Street Name, Direction, 15th, 50th, Average, 85th, 95th, ADT. Summary row for S Edison Blvd.

SPEED

S Edison Blvd Bet. S Brighton St & S Buena Vista St

Day: Wednesday

Date: 1/19/2022

City: Burbank

Project #: CA22_020022_002n

North Bound

Time	< 15	15 - 19	20 - 24	25 - 29	30 - 34	35 - 39	40 - 44	45 - 49	50 - 54	55 - 59	60 - 64	65 - 69	70 +	Total
00:00 AM	0	0	1	1	0	0	0	0	0	0	0	0	0	2
01:00	0	0	1	0	1	0	0	0	0	0	0	0	0	2
02:00	0	0	1	0	0	0	0	0	0	0	0	0	0	1
03:00	0	0	0	0	0	0	0	0	0	0	0	0	0	0
04:00	0	0	1	0	0	0	0	0	0	0	0	0	0	1
05:00	1	0	0	1	0	0	0	0	0	0	0	0	0	2
06:00	2	1	2	1	0	0	0	0	0	0	0	0	0	6
07:00	3	1	7	6	3	0	0	0	0	0	0	0	0	20
08:00	8	6	1	5	0	0	0	0	0	0	0	0	0	20
09:00	6	4	13	7	2	0	0	0	0	0	0	0	0	32
10:00	7	1	4	6	5	1	0	0	0	0	0	0	0	24
11:00	5	4	4	12	2	0	0	0	0	0	0	0	0	27
12:00 PM	2	6	11	9	4	0	0	0	0	0	0	0	0	32
13:00	4	2	6	8	3	0	0	0	0	0	0	0	0	23
14:00	5	9	8	9	5	1	0	0	0	0	0	0	0	37
15:00	8	5	10	20	8	0	0	0	0	0	0	0	0	51
16:00	4	15	20	9	3	0	0	0	0	0	0	0	0	51
17:00	2	5	7	14	4	0	0	0	0	0	0	0	0	32
18:00	5	4	6	11	0	0	0	0	0	0	0	0	0	26
19:00	4	1	4	4	3	0	1	0	0	0	0	0	0	17
20:00	2	1	5	8	0	0	0	0	0	0	0	0	0	16
21:00	0	0	4	5	0	1	0	0	0	0	0	0	0	10
22:00	1	0	1	2	2	0	0	0	0	0	0	0	0	6
23:00	0	0	1	1	0	0	0	0	0	0	0	0	0	2
Totals	69	65	118	139	45	3	1							440
% of Totals	16%	15%	27%	32%	10%	1%	0%							100%

AM Volumes	32	17	35	39	13	1	0	0	0	0	0	0	0	137			
% AM	7%	4%	8%	9%	3%	0%								31%			
AM Peak Hour	08:00	08:00	09:00	11:00	10:00	10:00								09:00			
Volume	8	6	13	12	5	1								32			
PM Volumes	37	48	83	100	32	2	1	0	0	0	0	0	0	303			
% PM	8%	11%	19%	23%	7%	0%	0%							69%			
PM Peak Hour	15:00	16:00	16:00	15:00	15:00	14:00	19:00							15:00			
Volume	8	15	20	20	8	1	1							51			
Directional Peak Periods		AM 7-9				NOON 12-2			PM 4-6			Off Peak Volumes					
All Speeds		Volume	↔		%	Volume	↔		%	Volume	↔		%	Volume	↔		%
		40			9%	55			13%	83			19%	262			60%

Street Name	Direction	Percentiles					
		15th	50th	Average	85th	95th	ADT
S Edison Blvd	North Bound	15	24	23	29	33	440
S Edison Blvd	South Bound	14	23	22	30	34	258

SPEED

S Edison Blvd Bet. S Brighton St & S Buena Vista St

Day: Wednesday

Date: 1/19/2022

City: Burbank

Project #: CA22_020022_002s

South Bound

Time	< 15	15 - 19	20 - 24	25 - 29	30 - 34	35 - 39	40 - 44	45 - 49	50 - 54	55 - 59	60 - 64	65 - 69	70 +	Total
00:00 AM	1	1	1	0	0	0	0	0	0	0	0	0	0	3
01:00	0	0	0	0	0	0	0	0	0	0	0	0	0	0
02:00	1	0	1	0	0	0	0	0	0	0	0	0	0	2
03:00	0	1	0	0	0	1	0	0	0	0	0	0	0	2
04:00	0	2	0	2	0	0	0	0	0	0	0	0	0	4
05:00	0	2	3	2	0	0	1	0	0	0	0	0	0	8
06:00	2	1	1	2	1	1	0	0	0	0	0	0	0	8
07:00	1	2	0	6	2	0	0	0	0	0	0	0	0	11
08:00	5	4	3	1	2	0	0	0	0	0	0	0	0	15
09:00	9	2	6	4	2	0	0	0	0	0	0	0	0	23
10:00	6	6	2	2	1	0	0	0	0	0	0	0	0	17
11:00	0	7	5	3	2	0	0	0	0	0	0	0	0	17
12:00 PM	5	4	5	8	2	0	0	0	0	0	0	0	0	24
13:00	1	5	4	2	1	1	0	0	0	0	0	0	0	14
14:00	6	3	2	9	2	0	0	0	0	0	0	0	0	22
15:00	1	5	3	6	1	0	0	0	0	0	0	0	0	16
16:00	1	4	7	5	3	1	0	0	0	0	0	0	0	21
17:00	0	2	4	8	6	0	0	0	0	0	0	0	0	20
18:00	0	2	3	2	1	0	0	0	0	0	0	0	0	8
19:00	1	0	3	3	2	0	0	0	0	0	0	0	0	9
20:00	0	1	1	1	3	0	0	0	0	0	0	0	0	6
21:00	1	2	0	1	0	0	0	0	0	0	0	0	0	4
22:00	0	1	1	1	0	0	0	0	0	0	0	0	0	3
23:00	0	0	0	1	0	0	0	0	0	0	0	0	0	1
Totals	41	57	55	69	31	4	1							258
% of Totals	16%	22%	21%	27%	12%	2%	0%							100%

AM Volumes	25	28	22	22	10	2	1	0	0	0	0	0	0	110			
% AM	10%	11%	9%	9%	4%	1%	0%							43%			
AM Peak Hour	09:00	11:00	09:00	07:00	07:00	03:00	05:00							09:00			
Volume	9	7	6	6	2	1	1							23			
PM Volumes	16	29	33	47	21	2	0	0	0	0	0	0	0	148			
% PM	6%	11%	13%	18%	8%	1%								57%			
PM Peak Hour	14:00	13:00	16:00	14:00	17:00	13:00								12:00			
Volume	6	5	7	9	6	1								24			
Directional Peak Periods		AM 7-9				NOON 12-2			PM 4-6			Off Peak Volumes					
All Speeds		Volume	↔		%	Volume	↔		%	Volume	↔		%	Volume	↔		%
		26			10%	38			15%	41			16%	153			59%

Street Name	Direction	Percentiles					
		15th	50th	Average	85th	95th	ADT
S Edison Blvd	North Bound	15	24	23	29	33	440
S Edison Blvd	South Bound	14	23	22	30	34	258

SPEED

S Edison Blvd Bet. S Brighton St & S Buena Vista St

Day: Wednesday

Date: 1/19/2022

City: Burbank

Project #: CA22_020022_002

Summary

Time	< 15	15 - 19	20 - 24	25 - 29	30 - 34	35 - 39	40 - 44	45 - 49	50 - 54	55 - 59	60 - 64	65 - 69	70 +	Total
00:00 AM	1	1	2	1	0	0	0	0	0	0	0	0	0	5
01:00	0	0	1	0	1	0	0	0	0	0	0	0	0	2
02:00	1	0	2	0	0	0	0	0	0	0	0	0	0	3
03:00	0	1	0	0	0	1	0	0	0	0	0	0	0	2
04:00	0	2	1	2	0	0	0	0	0	0	0	0	0	5
05:00	1	2	3	3	0	0	1	0	0	0	0	0	0	10
06:00	4	2	3	3	1	1	0	0	0	0	0	0	0	14
07:00	4	3	7	12	5	0	0	0	0	0	0	0	0	31
08:00	13	10	4	6	2	0	0	0	0	0	0	0	0	35
09:00	15	6	19	11	4	0	0	0	0	0	0	0	0	55
10:00	13	7	6	8	6	1	0	0	0	0	0	0	0	41
11:00	5	11	9	15	4	0	0	0	0	0	0	0	0	44
12:00 PM	7	10	16	17	6	0	0	0	0	0	0	0	0	56
13:00	5	7	10	10	4	1	0	0	0	0	0	0	0	37
14:00	11	12	10	18	7	1	0	0	0	0	0	0	0	59
15:00	9	10	13	26	9	0	0	0	0	0	0	0	0	67
16:00	5	19	27	14	6	1	0	0	0	0	0	0	0	72
17:00	2	7	11	22	10	0	0	0	0	0	0	0	0	52
18:00	5	6	9	13	1	0	0	0	0	0	0	0	0	34
19:00	5	1	7	7	5	0	1	0	0	0	0	0	0	26
20:00	2	2	6	9	3	0	0	0	0	0	0	0	0	22
21:00	1	2	4	6	0	1	0	0	0	0	0	0	0	14
22:00	1	1	2	3	2	0	0	0	0	0	0	0	0	9
23:00	0	0	1	2	0	0	0	0	0	0	0	0	0	3
Totals	110	122	173	208	76	7	2							698
% of Totals	16%	17%	25%	30%	11%	1%	0%							100%

AM Volumes	57	45	57	61	23	3	1	0	0	0	0	0	0	247		
% AM	8%	6%	8%	9%	3%	0%	0%							35%		
AM Peak Hour	09:00	11:00	09:00	11:00	10:00	03:00	05:00							09:00		
Volume	15	11	19	15	6	1	1							55		
PM Volumes	53	77	116	147	53	4	1	0	0	0	0	0	0	451		
% PM	8%	11%	17%	21%	8%	1%	0%							65%		
PM Peak Hour	14:00	16:00	16:00	15:00	17:00	13:00	19:00							16:00		
Volume	11	19	27	26	10	1	1							72		
Directional Peak Periods		AM 7-9				NOON 12-2			PM 4-6			Off Peak Volumes				
All Speeds		Volume			%	Volume			%	Volume			%	Volume		
		66	↔		9%	93	↔		13%	124	↔		18%	415	↔	

Street Name	Direction	Percentiles					
		15th	50th	Average	85th	95th	ADT
S Edison Blvd	Summary	15	23	22	30	33	698

VOLUME

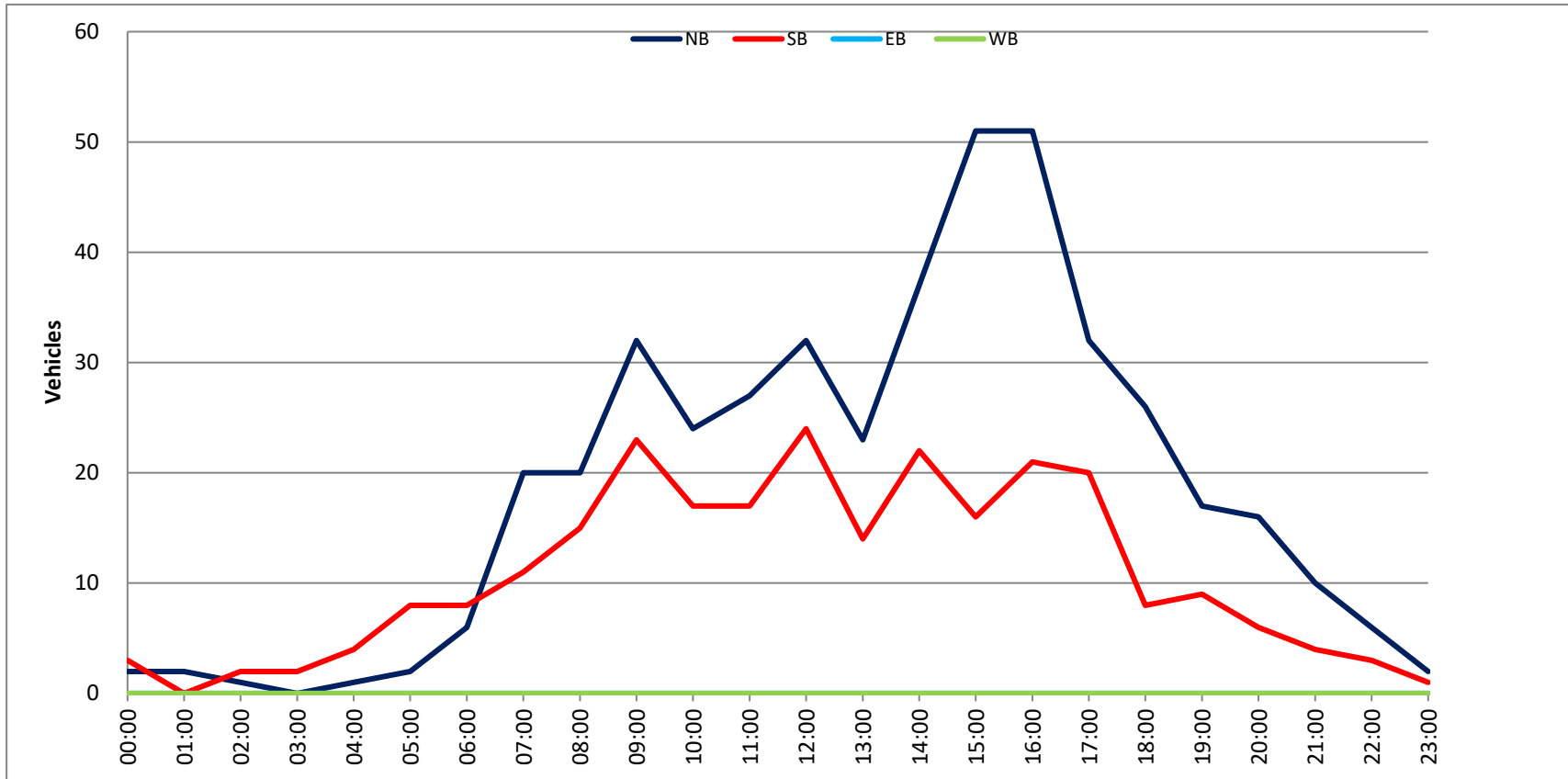
S Edison Blvd Bet. S Brighton St & S Buena Vista St

Day: Wednesday
 Date: 1/19/2022

City: Burbank
 Project #: CA22_020022_002

DAILY TOTALS					NB	SB	EB	WB	Total		
					440	258	0	0	698		
AM Period	NB	SB	EB	WB	TOTAL	PM Period	NB	SB	EB	WB	TOTAL
00:00	0	0	0	0		12:00	13	4	0	0	17
00:15	2	2	0	0	4	12:15	5	2	0	0	7
00:30	0	1	0	0	1	12:30	10	10	0	0	20
00:45	0	2	0	3	5	12:45	4	32	8	24	68
01:00	1	0	0	0	1	13:00	9	1	0	0	10
01:15	1	0	0	0	1	13:15	8	7	0	0	15
01:30	0	0	0	0	0	13:30	3	5	0	0	8
01:45	0	2	0	0	2	13:45	3	23	1	14	41
02:00	1	0	0	0	1	14:00	9	4	0	0	13
02:15	0	0	0	0	0	14:15	13	3	0	0	16
02:30	0	0	0	0	0	14:30	7	6	0	0	13
02:45	0	1	2	2	3	14:45	8	37	9	22	76
03:00	0	1	0	0	1	15:00	13	6	0	0	19
03:15	0	0	0	0	0	15:15	18	6	0	0	24
03:30	0	0	0	0	0	15:30	15	2	0	0	17
03:45	0	1	2	0	2	15:45	5	51	2	16	74
04:00	1	2	0	0	3	16:00	12	8	0	0	20
04:15	0	0	0	0	0	16:15	9	3	0	0	12
04:30	0	2	0	0	2	16:30	15	8	0	0	23
04:45	0	1	0	4	5	16:45	15	51	2	21	89
05:00	0	2	0	0	2	17:00	10	5	0	0	15
05:15	2	0	0	0	2	17:15	7	5	0	0	12
05:30	0	1	0	0	1	17:30	5	7	0	0	12
05:45	0	2	5	8	10	17:45	10	32	3	20	65
06:00	1	0	0	0	1	18:00	12	4	0	0	16
06:15	1	3	0	0	4	18:15	4	3	0	0	7
06:30	1	3	0	0	4	18:30	6	1	0	0	7
06:45	3	6	2	8	14	18:45	4	26	0	8	38
07:00	4	1	0	0	5	19:00	9	2	0	0	11
07:15	4	2	0	0	6	19:15	2	4	0	0	6
07:30	4	2	0	0	6	19:30	2	3	0	0	5
07:45	8	20	6	11	31	19:45	4	17	0	9	30
08:00	9	3	0	0	12	20:00	2	4	0	0	6
08:15	2	4	0	0	6	20:15	3	0	0	0	3
08:30	1	5	0	0	6	20:30	5	1	0	0	6
08:45	8	20	3	15	35	20:45	6	16	1	6	29
09:00	6	7	0	0	13	21:00	4	1	0	0	5
09:15	9	8	0	0	17	21:15	0	1	0	0	1
09:30	10	3	0	0	13	21:30	5	1	0	0	6
09:45	7	32	5	23	55	21:45	1	10	1	4	16
10:00	7	6	0	0	13	22:00	3	1	0	0	4
10:15	5	4	0	0	9	22:15	1	1	0	0	2
10:30	2	5	0	0	7	22:30	1	1	0	0	2
10:45	10	24	2	17	41	22:45	1	6	0	3	10
11:00	7	1	0	0	8	23:00	0	0	0	0	0
11:15	3	5	0	0	8	23:15	0	0	0	0	0
11:30	10	8	0	0	18	23:30	0	0	0	0	0
11:45	7	27	3	17	44	23:45	2	2	1	1	6
TOTALS	137	110			247	TOTALS	303	148			451
SPLIT %	55.5%	44.5%			35.4%	SPLIT %	67.2%	32.8%			64.6%

DAILY TOTALS					NB	SB	EB	WB	Total
					440	258	0	0	698
AM Peak Hour	11:30	08:30		09:00	PM Peak Hour	14:45	14:30		14:45
AM Pk Volume	35	23		55	PM Pk Volume	54	27		77
Pk Hr Factor	0.673	0.719		0.809	Pk Hr Factor	0.750	0.750		0.802
7 - 9 Volume	40	26	0	66	4 - 6 Volume	83	41	0	124
7 - 9 Peak Hour	07:15	07:45		07:15	4 - 6 Peak Hour	16:00	16:00		16:00
7 - 9 Pk Volume	25	18	0	38	4 - 6 Pk Volume	51	21	0	72
Pk Hr Factor	0.694	0.750	0.000	0.679	Pk Hr Factor	0.850	0.656	0.000	0.783



SPEED

S Edison Blvd Bet. S Brighton St & S Buena Vista St

Day: Thursday
Date: 1/20/2022

City: Burbank
Project #: CA22_020022_002n

North Bound

Time	<15	15 - 19	20 - 24	25 - 29	30 - 34	35 - 39	40 - 44	45 - 49	50 - 54	55 - 59	60 - 64	65 - 69	70 +	Total
00:00 AM	0	0	1	0	1	1	0	0	0	0	0	0	0	3
00:15	0	0	0	0	0	0	0	0	0	0	0	0	0	0
00:30	0	0	0	0	0	0	0	0	0	0	0	0	0	0
00:45	0	0	0	1	0	0	0	0	0	0	0	0	0	1
01:00	0	0	0	1	0	0	0	0	0	0	0	0	0	1
01:15	0	0	0	0	0	0	0	0	0	0	0	0	0	0
01:30	0	0	0	0	0	0	0	0	0	0	0	0	0	0
01:45	0	0	0	0	0	0	0	0	0	0	0	0	0	0
02:00	0	0	0	0	0	0	0	0	0	0	0	0	0	0
02:15	0	0	0	1	0	0	0	0	0	0	0	0	0	1
02:30	0	0	0	0	0	0	0	0	0	0	0	0	0	0
02:45	0	0	0	0	0	0	0	0	0	0	0	0	0	0
03:00	0	0	0	0	0	0	0	0	0	0	0	0	0	0
03:15	0	0	0	0	0	0	0	0	0	0	0	0	0	0
03:30	0	0	0	0	0	0	0	0	0	0	0	0	0	0
03:45	0	0	0	0	0	0	0	0	0	0	0	0	0	0
04:00	0	1	0	0	0	0	0	0	0	0	0	0	0	1
04:15	0	0	0	0	0	0	0	0	0	0	0	0	0	0
04:30	0	0	0	0	0	0	0	0	0	0	0	0	0	0
04:45	0	0	0	0	0	0	0	0	0	0	0	0	0	0
05:00	0	0	0	0	0	0	0	0	0	0	0	0	0	0
05:15	0	0	0	0	0	0	0	0	0	0	0	0	0	0
05:30	0	0	1	0	0	0	0	0	0	0	0	0	0	1
05:45	0	0	1	0	0	0	0	0	0	0	0	0	0	1
06:00	0	0	0	1	0	0	0	0	0	0	0	0	0	1
06:15	1	1	0	1	0	0	0	0	0	0	0	0	0	3
06:30	0	0	0	0	0	1	0	0	0	0	0	0	0	1
06:45	1	1	0	0	0	0	0	0	0	0	0	0	0	2
07:00	1	2	1	2	0	0	0	0	0	0	0	0	0	6
07:15	0	0	0	3	0	0	0	0	0	0	0	0	0	3
07:30	1	1	2	1	0	0	0	0	0	0	0	0	0	5
07:45	1	0	6	4	0	0	0	0	0	0	0	0	0	11
08:00	4	3	1	3	1	1	0	0	0	0	0	0	0	13
08:15	3	0	1	0	0	0	0	0	0	0	0	0	0	4
08:30	0	3	0	1	0	0	0	0	0	0	0	0	0	4
08:45	1	2	1	3	1	0	0	0	0	0	0	0	0	8
09:00	2	0	0	3	1	0	0	0	0	0	0	0	0	6
09:15	2	3	2	2	0	0	0	0	0	0	0	0	0	9
09:30	3	1	0	7	1	1	0	0	0	0	0	0	0	13
09:45	1	1	0	2	0	0	0	0	0	0	0	0	0	4
10:00	2	0	6	6	1	0	0	0	0	0	0	0	0	15
10:15	1	2	1	1	0	0	0	0	0	0	0	0	0	5
10:30	0	0	0	2	0	0	0	0	0	0	0	0	0	2
10:45	0	0	2	3	1	0	0	0	0	0	0	0	0	6
11:00	2	0	1	2	0	0	0	0	0	0	0	0	0	5
11:15	0	1	1	2	0	0	0	0	0	0	0	0	0	4
11:30	1	1	2	1	0	0	0	0	0	0	0	0	0	5
11:45	0	0	0	4	2	0	0	0	0	0	0	0	0	6
12:00 PM	2	2	3	5	0	0	0	0	0	0	0	0	0	12
12:15	2	1	2	3	2	0	0	0	0	0	0	0	0	10
12:30	1	3	2	5	0	1	0	0	0	0	0	0	0	12
12:45	2	2	1	7	0	0	0	0	0	0	0	0	0	12
13:00	3	1	1	6	1	0	0	0	0	0	0	0	0	12
13:15	1	0	3	1	0	0	0	0	0	0	0	0	0	5
13:30	6	0	3	1	1	0	0	0	0	0	0	0	0	11
13:45	0	1	1	4	1	0	0	0	0	0	0	0	0	7
14:00	3	1	0	2	2	0	0	0	0	0	0	0	0	8
14:15	3	3	1	2	0	0	0	0	0	0	0	0	0	9
14:30	0	0	1	4	1	0	0	0	0	0	0	0	0	6
14:45	0	0	2	3	2	0	0	0	0	0	0	0	0	7
15:00	0	1	3	3	3	0	0	0	0	0	0	0	0	10
15:15	0	0	3	6	5	1	0	0	0	0	0	0	0	15
15:30	3	4	2	6	2	0	0	0	0	0	0	0	0	17
15:45	0	0	0	4	2	0	0	0	0	0	0	0	0	6
16:00	4	5	5	3	3	0	0	0	0	0	0	0	0	20
16:15	0	1	1	2	1	0	0	0	0	0	0	0	0	5
16:30	1	2	2	4	0	0	0	0	0	0	0	0	0	9
16:45	0	1	2	2	1	0	0	0	0	0	0	0	0	6
17:00	0	2	1	3	0	0	0	0	0	0	0	0	0	6
17:15	0	0	2	2	1	0	0	0	0	0	0	0	0	5
17:30	1	2	1	0	0	1	0	0	0	0	0	0	0	4
17:45	1	2	1	2	1	0	0	0	0	0	0	0	0	7
18:00	3	1	2	2	2	0	0	0	0	0	0	0	0	10
18:15	1	0	1	3	0	0	0	0	0	0	0	0	0	5
18:30	0	1	1	2	0	0	0	0	0	0	0	0	0	4
18:45	0	0	2	4	1	0	0	0	0	0	0	0	0	7
19:00	0	0	1	2	1	0	0	0	0	0	0	0	0	4
19:15	0	0	0	1	0	0	0	0	0	0	0	0	0	1
19:30	0	0	0	1	0	0	0	0	0	0	0	0	0	1
19:45	0	0	0	1	0	0	0	0	0	0	0	0	0	1
20:00	0	0	0	1	0	0	0	0	0	0	0	0	0	1
20:15	0	0	0	0	0	0	0	0	0	0	0	0	0	0
20:30	1	1	1	2	1	0	0	0	0	0	0	0	0	6
20:45	1	1	1	1	0	0	0	0	0	0	0	0	0	4
21:00	0	0	0	0	0	0	0	0	0	0	0	0	0	0
21:15	0	0	0	0	0	0	0	0	0	0	0	0	0	0
21:30	1	1	1	2	0	0	0	0	0	0	0	0	0	5
21:45	0	0	0	2	0	0	0	0	0	0	0	0	0	2
22:00	0	0	0	0	0	0	0	0	0	0	0	0	0	0
22:15	0	0	0	0	0	0	0	0	0	0	0	0	0	0
22:30	0	0	0	1	0	0	0	0	0	0	0	0	0	1
22:45	0	0	0	0	0	0	0	0	0	0	0	0	0	0
23:00	1	1	1	1	1	0	0	0	0	0	0	0	0	5
23:15	0	0	0	2	0	0	0	0	0	0	0	0	0	2
23:30	1	1	1	1	0	0	0	0	0	0	0	0	0	4
23:45	0	0	0	2	0	0	0	0	0	0	0	0	0	2

Directional Peak Periods	AM 7-9				NOON 12-2				PM 4-6				Off Peak Volumes	
All Classes	Volume	%	Volume	%	Volume	%	Volume	%	Volume	%	Volume	%	Volume	%
	54	12%	81	19%	62	14%	240	55%						

Street Name	Direction	Percentiles					ADT
		15th	50th	Average	85th	95th	
S Edison Blvd	North Bound	15	25	23	30	33	437
S Edison Blvd	South Bound	14	23	22	30	34	268

SPEED

S Edison Blvd Bet. S Brighton St & S Buena Vista St

Day: Thursday
Date: 1/20/2022

City: Burbank
Project #: CA22_020022_002

Summary

Table with columns: Time, <15, 15-19, 20-24, 25-29, 30-34, 35-39, 40-44, 45-49, 50-54, 55-59, 60-64, 65-69, 70+, Total. Rows include times from 00:00 AM to 23:45.

Summary statistics table including AM Volumes, PM Volumes, Directional Peak Periods, and All Classes. Includes sub-tables for AM Peak Hour, PM Peak Hour, and Directional Peak Periods.

Table with columns: Street Name, Direction, 15th, 50th, Average, 85th, 95th, ADT. Row: S Edison Blvd Summary.

SPEED

S Edison Blvd Bet. S Brighton St & S Buena Vista St

Day: Thursday

Date: 1/20/2022

City: Burbank

Project #: CA22_020022_002n

North Bound

Time	< 15	15 - 19	20 - 24	25 - 29	30 - 34	35 - 39	40 - 44	45 - 49	50 - 54	55 - 59	60 - 64	65 - 69	70 +	Total
00:00 AM	0	0	1	1	1	1	0	0	0	0	0	0	0	4
01:00	0	0	0	1	0	0	0	0	0	0	0	0	0	1
02:00	0	0	0	1	0	0	0	0	0	0	0	0	0	1
03:00	0	0	0	0	0	0	0	0	0	0	0	0	0	0
04:00	0	1	0	0	0	0	0	0	0	0	0	0	0	1
05:00	0	0	0	2	0	0	0	0	0	0	0	0	0	2
06:00	2	2	0	1	1	1	0	0	0	0	0	0	0	7
07:00	3	3	9	10	0	0	0	0	0	0	0	0	0	25
08:00	8	8	3	7	2	1	0	0	0	0	0	0	0	29
09:00	8	5	2	14	2	1	0	0	0	0	0	0	0	32
10:00	3	2	9	12	2	0	0	0	0	0	0	0	0	28
11:00	3	2	4	9	2	0	0	0	0	0	0	0	0	20
12:00 PM	7	8	8	20	2	1	0	0	0	0	0	0	0	46
13:00	10	2	8	12	3	0	0	0	0	0	0	0	0	35
14:00	6	4	4	11	5	0	0	0	0	0	0	0	0	30
15:00	3	5	8	19	12	1	0	0	0	0	0	0	0	48
16:00	5	9	10	11	5	0	0	0	0	0	0	0	0	40
17:00	2	6	5	7	2	0	0	0	0	0	0	0	0	22
18:00	4	2	6	11	3	0	0	0	0	0	0	0	0	26
19:00	0	0	1	5	2	0	0	0	0	0	0	0	0	8
20:00	2	2	2	4	1	0	0	0	0	0	0	0	0	11
21:00	1	1	1	4	0	0	0	0	0	0	0	0	0	7
22:00	0	0	0	1	0	0	0	0	0	0	0	0	0	1
23:00	2	2	2	6	1	0	0	0	0	0	0	0	0	13
Totals	69	64	83	169	46	6								437
% of Totals	16%	15%	19%	39%	11%	1%								100%

AM Volumes	27	23	28	58	10	4	0	0	0	0	0	0	0	150		
% AM	6%	5%	6%	13%	2%	1%								34%		
AM Peak Hour	08:00	08:00	07:00	09:00	08:00									09:00		
Volume	8	8	9	14	2	1								32		
PM Volumes	42	41	55	111	36	2	0	0	0	0	0	0	0	287		
% PM	10%	9%	13%	25%	8%	0%								66%		
PM Peak Hour	13:00	16:00	16:00	12:00	15:00	12:00								15:00		
Volume	10	9	10	20	12	1								48		
Directional Peak Periods		AM 7-9				NOON 12-2				PM 4-6				Off Peak Volumes		
All Speeds		Volume		%		Volume		%		Volume		%		Volume	%	
		54	↔	12%		81	↔	19%		62	↔	14%		240	↔	55%

Street Name	Direction	Percentiles					
		15th	50th	Average	85th	95th	ADT
S Edison Blvd	North Bound	15	25	23	30	33	437
S Edison Blvd	South Bound	14	23	22	30	34	268

SPEED

S Edison Blvd Bet. S Brighton St & S Buena Vista St

Day: Thursday

Date: 1/20/2022

City: Burbank

Project #: CA22_020022_002s

South Bound

Time	< 15	15 - 19	20 - 24	25 - 29	30 - 34	35 - 39	40 - 44	45 - 49	50 - 54	55 - 59	60 - 64	65 - 69	70 +	Total
00:00 AM	0	0	0	0	0	0	0	0	0	0	0	0	0	0
01:00	0	0	1	1	0	0	0	0	0	0	0	0	0	2
02:00	0	0	0	0	0	0	0	0	0	0	0	0	0	0
03:00	1	0	0	1	0	0	0	0	0	0	0	0	0	2
04:00	0	0	0	1	0	0	0	0	0	0	0	0	0	1
05:00	0	1	0	1	0	0	0	0	0	0	0	0	0	2
06:00	0	1	1	5	2	0	0	0	0	0	0	0	0	9
07:00	3	6	3	2	1	0	0	0	0	0	0	0	0	15
08:00	4	2	6	4	2	0	0	0	0	0	0	0	0	18
09:00	7	4	8	4	0	0	0	0	0	0	0	0	0	23
10:00	6	9	7	3	1	0	0	0	0	0	0	0	0	26
11:00	6	6	3	7	2	0	0	0	0	0	0	0	0	24
12:00 PM	2	4	7	3	2	0	1	0	0	0	0	0	0	19
13:00	4	5	6	0	1	1	0	0	0	0	0	0	0	17
14:00	2	1	11	6	3	1	0	0	0	0	0	0	0	24
15:00	2	5	5	11	0	0	0	0	0	0	0	0	0	23
16:00	1	0	4	5	2	0	1	0	0	0	0	0	0	13
17:00	3	3	0	2	2	0	2	0	0	0	0	0	0	12
18:00	2	0	3	4	3	1	0	0	0	0	0	0	0	13
19:00	3	0	4	4	3	2	0	0	0	0	0	0	0	16
20:00	0	0	1	0	1	0	0	0	0	0	0	0	0	2
21:00	0	1	1	0	1	0	0	0	0	0	0	0	0	3
22:00	1	1	0	1	0	0	0	0	0	0	0	0	0	3
23:00	0	0	0	1	0	0	0	0	0	0	0	0	0	1
Totals	47	49	71	66	26	5	4							268
% of Totals	18%	18%	26%	25%	10%	2%	1%							100%

AM Volumes	27	29	29	29	8	0	0	0	0	0	0	0	0	122			
% AM	10%	11%	11%	11%	3%									46%			
AM Peak Hour	09:00	10:00	09:00	11:00	06:00									10:00			
Volume	7	9	8	7	2									26			
PM Volumes	20	20	42	37	18	5	4	0	0	0	0	0	0	146			
% PM	7%	7%	16%	14%	7%	2%	1%							54%			
PM Peak Hour	13:00	13:00	14:00	15:00	14:00	19:00	17:00							14:00			
Volume	4	5	11	11	3	2	2							24			
Directional Peak Periods		AM 7-9				NOON 12-2			PM 4-6			Off Peak Volumes					
All Speeds		Volume	↔		%	Volume	↔		%	Volume	↔		%	Volume	↔		%
		33			12%	36			13%	25			9%	174			65%

Street Name	Direction	Percentiles					
		15th	50th	Average	85th	95th	ADT
S Edison Blvd	North Bound	15	25	23	30	33	437
S Edison Blvd	South Bound	14	23	22	30	34	268

SPEED

S Edison Blvd Bet. S Brighton St & S Buena Vista St

Day: Thursday

Date: 1/20/2022

City: Burbank

Project #: CA22_020022_002

Summary

Time	< 15	15 - 19	20 - 24	25 - 29	30 - 34	35 - 39	40 - 44	45 - 49	50 - 54	55 - 59	60 - 64	65 - 69	70 +	Total
00:00 AM	0	0	1	1	1	1	0	0	0	0	0	0	0	4
01:00	0	0	1	2	0	0	0	0	0	0	0	0	0	3
02:00	0	0	0	1	0	0	0	0	0	0	0	0	0	1
03:00	1	0	0	1	0	0	0	0	0	0	0	0	0	2
04:00	0	1	0	1	0	0	0	0	0	0	0	0	0	2
05:00	0	1	0	3	0	0	0	0	0	0	0	0	0	4
06:00	2	3	1	6	3	1	0	0	0	0	0	0	0	16
07:00	6	9	12	12	1	0	0	0	0	0	0	0	0	40
08:00	12	10	9	11	4	1	0	0	0	0	0	0	0	47
09:00	15	9	10	18	2	1	0	0	0	0	0	0	0	55
10:00	9	11	16	15	3	0	0	0	0	0	0	0	0	54
11:00	9	8	7	16	4	0	0	0	0	0	0	0	0	44
12:00 PM	9	12	15	23	4	1	1	0	0	0	0	0	0	65
13:00	14	7	14	12	4	1	0	0	0	0	0	0	0	52
14:00	8	5	15	17	8	1	0	0	0	0	0	0	0	54
15:00	5	10	13	30	12	1	0	0	0	0	0	0	0	71
16:00	6	9	14	16	7	0	1	0	0	0	0	0	0	53
17:00	5	9	5	9	4	0	2	0	0	0	0	0	0	34
18:00	6	2	9	15	6	1	0	0	0	0	0	0	0	39
19:00	3	0	5	9	5	2	0	0	0	0	0	0	0	24
20:00	2	2	3	4	2	0	0	0	0	0	0	0	0	13
21:00	1	2	2	4	1	0	0	0	0	0	0	0	0	10
22:00	1	1	0	2	0	0	0	0	0	0	0	0	0	4
23:00	2	2	2	7	1	0	0	0	0	0	0	0	0	14
Totals	116	113	154	235	72	11	4							705
% of Totals	16%	16%	22%	33%	10%	2%	1%							100%

AM Volumes	54	52	57	87	18	4	0	0	0	0	0	0	0	272		
% AM	8%	7%	8%	12%	3%	1%								39%		
AM Peak Hour	09:00	10:00	10:00	09:00	08:00									09:00		
Volume	15	11	16	18	4	1								55		
PM Volumes	62	61	97	148	54	7	4	0	0	0	0	0	0	433		
% PM	9%	9%	14%	21%	8%	1%	1%							61%		
PM Peak Hour	13:00	12:00	12:00	15:00	15:00	19:00	17:00							15:00		
Volume	14	12	15	30	12	2	2							71		
Directional Peak Periods		AM 7-9				NOON 12-2			PM 4-6			Off Peak Volumes				
All Speeds		Volume			%	Volume			%	Volume			%	Volume		
		87	↔		12%	117	↔		17%	87	↔		12%	414	↔	

Street Name	Direction	Percentiles					
		15th	50th	Average	85th	95th	ADT
S Edison Blvd	Summary	14	24	23	30	34	705

VOLUME

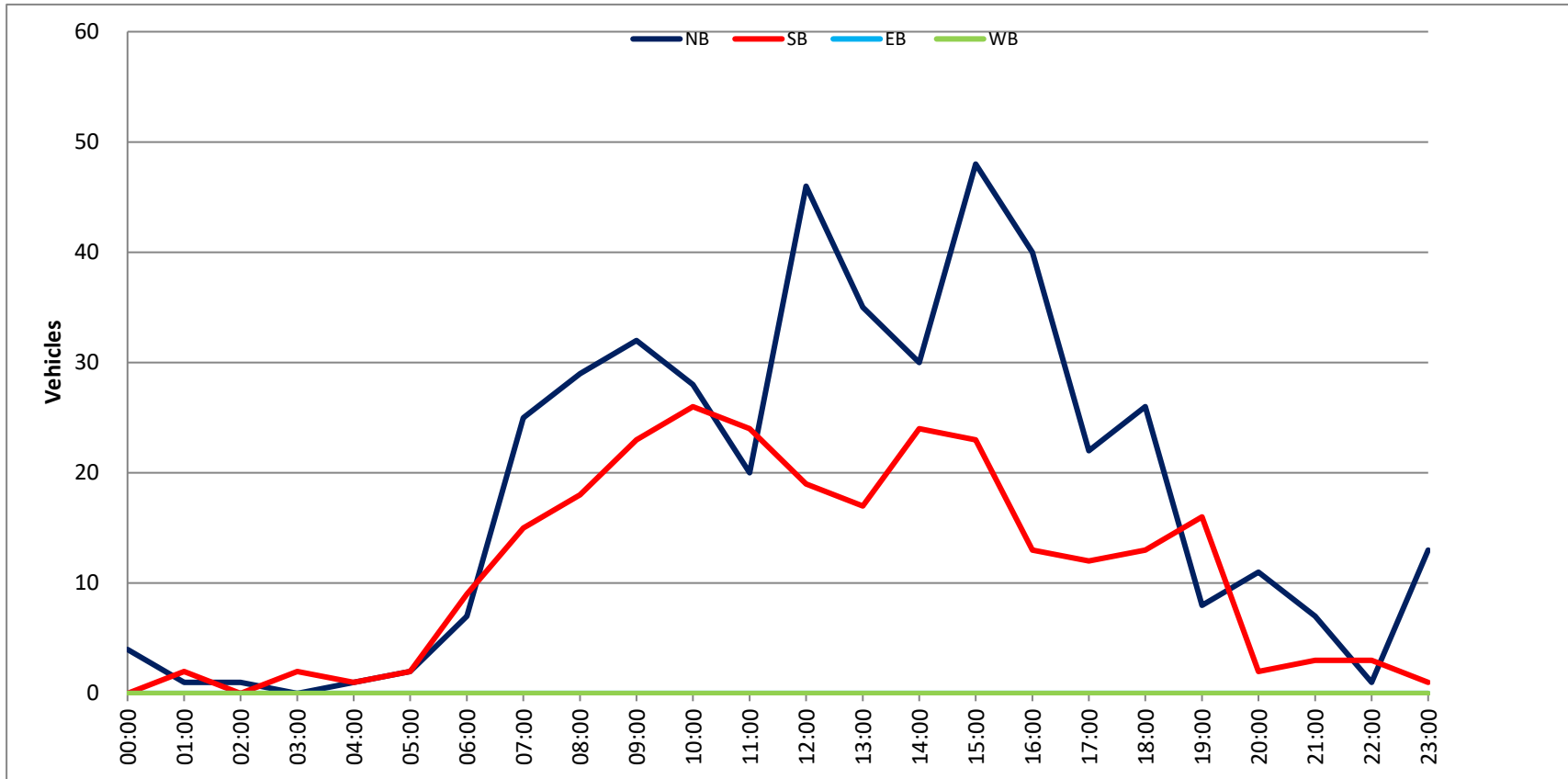
S Edison Blvd Bet. S Brighton St & S Buena Vista St

Day: Thursday
 Date: 1/20/2022

City: Burbank
 Project #: CA22_020022_002

DAILY TOTALS					NB	SB	EB	WB	Total		
					437	268	0	0	705		
AM Period	NB	SB	EB	WB	TOTAL	PM Period	NB	SB	EB	WB	TOTAL
00:00	3	0	0	0	3	12:00	12	3	0	0	15
00:15	0	0	0	0		12:15	10	6	0	0	16
00:30	0	0	0	0		12:30	12	5	0	0	17
00:45	1	4	0	0	1 4	12:45	12	46	5	19	17 65
01:00	1	1	0	0	2	13:00	12	5	0	0	17
01:15	0	1	0	0	1	13:15	5	4	0	0	9
01:30	0	0	0	0		13:30	11	4	0	0	15
01:45	0	1	0	2	3	13:45	7	35	4	17	11 52
02:00	0	0	0	0		14:00	8	8	0	0	16
02:15	1	0	0	0	1	14:15	9	5	0	0	14
02:30	0	0	0	0		14:30	6	6	0	0	12
02:45	0	1	0	0	1	14:45	7	30	5	24	12 54
03:00	0	0	0	0		15:00	10	6	0	0	16
03:15	0	0	0	0		15:15	15	4	0	0	19
03:30	0	1	0	0	1	15:30	17	9	0	0	26
03:45	0	1	2	0	1 2	15:45	6	48	4	23	10 71
04:00	1	0	0	0	1	16:00	20	6	0	0	26
04:15	0	0	0	0		16:15	5	1	0	0	6
04:30	0	1	0	0	1	16:30	9	3	0	0	12
04:45	0	1	0	1	2	16:45	6	40	3	13	9 53
05:00	0	2	0	0	2	17:00	6	6	0	0	12
05:15	0	0	0	0		17:15	5	5	0	0	10
05:30	1	0	0	0	1	17:30	4	1	0	0	5
05:45	1	2	0	2	1 4	17:45	7	22	0	12	7 34
06:00	1	2	0	0	3	18:00	10	5	0	0	15
06:15	3	0	0	0	3	18:15	5	3	0	0	8
06:30	1	2	0	0	3	18:30	4	2	0	0	6
06:45	2	7	5	9	7 16	18:45	7	26	3	13	10 39
07:00	6	1	0	0	7	19:00	4	4	0	0	8
07:15	3	3	0	0	6	19:15	1	5	0	0	6
07:30	5	4	0	0	9	19:30	1	1	0	0	2
07:45	11	25	7	15	18 40	19:45	2	8	6	16	8 24
08:00	13	2	0	0	15	20:00	1	1	0	0	2
08:15	4	3	0	0	7	20:15	0	0	0	0	
08:30	4	7	0	0	11	20:30	6	0	0	0	6
08:45	8	29	6	18	14 47	20:45	4	11	1	2	5 13
09:00	6	5	0	0	11	21:00	0	0	0	0	
09:15	9	3	0	0	12	21:15	0	1	0	0	1
09:30	13	8	0	0	21	21:30	5	2	0	0	7
09:45	4	32	7	23	11 55	21:45	2	7	0	3	2 10
10:00	15	11	0	0	26	22:00	0	2	0	0	2
10:15	5	4	0	0	9	22:15	0	0	0	0	
10:30	2	6	0	0	8	22:30	1	1	0	0	2
10:45	6	28	5	26	11 54	22:45	0	1	0	3	4
11:00	5	5	0	0	10	23:00	5	0	0	0	5
11:15	4	7	0	0	11	23:15	2	0	0	0	2
11:30	5	7	0	0	12	23:30	4	0	0	0	4
11:45	6	20	5	24	11 44	23:45	2	13	1	1	3 14
TOTALS	150	122			272	TOTALS	287	146			433
SPLIT %	55.1%	44.9%			38.6%	SPLIT %	66.3%	33.7%			61.4%

DAILY TOTALS					NB	SB	EB	WB	Total
					437	268	0	0	705
AM Peak Hour	09:15	09:30			09:15	PM Peak Hour	15:15	14:00	15:15
AM Pk Volume	41	30			70	PM Pk Volume	58	24	81
Pk Hr Factor	0.683	0.682			0.673	Pk Hr Factor	0.725	0.750	0.779
7 - 9 Volume	54	33	0	0	87	4 - 6 Volume	62	25	0 87
7 - 9 Peak Hour	07:30	07:45			07:45	4 - 6 Peak Hour	16:00	16:30	16:00
7 - 9 Pk Volume	33	19	0	0	51	4 - 6 Pk Volume	40	17	0 53
Pk Hr Factor	0.635	0.679	0.000	0.000	0.708	Pk Hr Factor	0.500	0.708	0.000 0.000 0.510



Prepared by National Data & Surveying Services
SPEED
 S Brighton St Bet. W Olive Ave & S Edison Blvd

Day: Tuesday
 Date: 1/18/2022

City: Burbank
 Project #: CA22_020022_003n

North Bound

Time	<15	15-19	20-24	25-29	30-34	35-39	40-44	45-49	50-54	55-59	60-64	65-69	70+	Total
00:00 AM	0	0	0	0	0	0	0	0	0	0	0	0	0	0
00:15	0	0	0	0	0	0	0	0	0	0	0	0	0	0
00:30	0	0	0	0	0	0	0	0	0	0	0	0	0	0
00:45	0	0	0	0	0	0	0	0	0	0	0	0	0	0
01:00	0	0	0	0	0	0	0	0	0	0	0	0	0	0
01:15	0	0	0	0	0	0	0	0	0	0	0	0	0	0
01:30	0	0	0	0	0	0	0	0	0	0	0	0	0	0
01:45	0	0	0	0	0	0	0	0	0	0	0	0	0	0
02:00	0	0	0	0	0	0	0	0	0	0	0	0	0	0
02:15	0	0	0	0	0	0	0	0	0	0	0	0	0	0
02:30	0	0	0	0	0	0	0	0	0	0	0	0	0	0
02:45	0	0	0	0	0	0	0	0	0	0	0	0	0	0
03:00	0	0	0	0	0	0	0	0	0	0	0	0	0	0
03:15	0	0	0	0	0	0	0	0	0	0	0	0	0	0
03:30	0	0	0	0	0	0	0	0	0	0	0	0	0	0
03:45	0	0	0	0	0	0	0	0	0	0	0	0	0	0
04:00	0	0	0	0	0	0	0	0	0	0	0	0	0	0
04:15	0	0	0	0	0	0	0	0	0	0	0	0	0	0
04:30	0	0	0	0	0	0	0	0	0	0	0	0	0	0
04:45	0	0	0	1	0	0	0	0	0	0	0	0	0	1
05:00	0	0	0	0	0	0	0	0	0	0	0	0	0	0
05:15	0	0	0	0	0	0	0	0	0	0	0	0	0	0
05:30	0	0	0	0	0	0	0	0	0	0	0	0	0	0
05:45	0	0	1	1	0	0	0	0	0	0	0	0	0	2
06:00	0	0	0	0	0	0	0	0	0	0	0	0	0	0
06:15	0	2	0	0	0	0	0	0	0	0	0	0	0	2
06:30	0	0	1	0	0	0	0	0	0	0	0	0	0	1
06:45	0	0	0	0	0	0	0	0	0	0	0	0	0	0
07:00	0	1	0	0	0	0	0	0	0	0	0	0	0	1
07:15	0	0	0	1	0	0	0	0	0	0	0	0	0	1
07:30	0	0	1	0	0	0	0	0	0	0	0	0	0	1
07:45	1	0	1	0	0	0	0	0	0	0	0	0	0	2
08:00	2	0	1	1	0	0	0	0	0	0	0	0	0	4
08:15	0	0	0	1	0	0	0	0	0	0	0	0	0	1
08:30	0	0	3	0	0	0	0	0	0	0	0	0	0	3
08:45	0	2	2	3	0	0	0	0	0	0	0	0	0	7
09:00	0	0	1	0	0	0	0	0	0	0	0	0	0	1
09:15	2	2	0	0	0	0	0	0	0	0	0	0	0	4
09:30	0	1	0	1	0	0	0	0	0	0	0	0	0	2
09:45	0	1	1	0	1	0	0	0	0	0	0	0	0	3
10:00	1	0	1	0	0	0	0	0	0	0	0	0	0	2
10:15	1	0	1	0	0	0	0	0	0	0	0	0	0	2
10:30	0	0	0	0	0	0	0	0	0	0	0	0	0	0
10:45	1	1	0	0	0	0	0	0	0	0	0	0	0	2
11:00	0	1	0	1	0	0	0	0	0	0	0	0	0	2
11:15	0	0	0	0	0	0	0	0	0	0	0	0	0	0
11:30	0	0	0	1	0	0	0	0	0	0	0	0	0	1
11:45	0	2	0	1	0	0	0	0	0	0	0	0	0	3
12:00 PM	1	0	0	0	0	0	0	0	0	0	0	0	0	1
12:15	0	2	0	0	0	0	0	0	0	0	0	0	0	2
12:30	0	0	1	0	0	0	0	0	0	0	0	0	0	1
12:45	2	0	1	0	0	0	0	0	0	0	0	0	0	3
13:00	1	0	0	0	0	0	0	0	0	0	0	0	0	1
13:15	2	1	1	0	0	0	0	0	0	0	0	0	0	4
13:30	1	2	0	0	0	0	0	0	0	0	0	0	0	3
13:45	1	2	0	0	0	0	0	0	0	0	0	0	0	3
14:00	0	0	1	0	0	0	0	0	0	0	0	0	0	1
14:15	0	1	0	0	0	0	0	0	0	0	0	0	0	1
14:30	2	0	0	0	0	0	0	0	0	0	0	0	0	2
14:45	0	1	0	0	0	0	0	0	0	0	0	0	0	1
15:00	6	2	0	0	0	0	0	0	0	0	0	0	0	8
15:15	1	0	1	0	0	0	0	0	0	0	0	0	0	2
15:30	1	0	0	0	0	0	0	0	0	0	0	0	0	1
15:45	2	0	2	0	0	0	0	0	0	0	0	0	0	4
16:00	0	0	2	0	0	0	0	0	0	0	0	0	0	2
16:15	2	0	0	0	0	0	0	0	0	0	0	0	0	2
16:30	3	0	0	0	0	0	0	0	0	0	0	0	0	3
16:45	2	0	0	0	0	0	0	0	0	0	0	0	0	2
17:00	1	0	0	0	0	0	0	0	0	0	0	0	0	1
17:15	1	1	0	0	0	0	0	0	0	0	0	0	0	2
17:30	0	0	0	0	0	0	0	0	0	0	0	0	0	0
17:45	0	1	0	0	0	0	0	0	0	0	0	0	0	1
18:00	0	0	0	0	0	0	0	0	0	0	0	0	0	0
18:15	1	1	0	0	0	0	0	0	0	0	0	0	0	2
18:30	1	0	0	0	0	0	0	0	0	0	0	0	0	1
18:45	1	1	2	0	0	0	0	0	0	0	0	0	0	4
19:00	1	0	0	0	0	0	0	0	0	0	0	0	0	1
19:15	1	0	0	0	0	0	0	0	0	0	0	0	0	1
19:30	0	1	0	1	0	0	0	0	0	0	0	0	0	2
19:45	0	0	0	0	0	0	0	0	0	0	0	0	0	0
20:00	0	0	0	0	0	0	0	0	0	0	0	0	0	0
20:15	0	0	0	0	0	0	0	0	0	0	0	0	0	0
20:30	1	0	0	0	0	0	0	0	0	0	0	0	0	1
20:45	0	0	0	0	0	0	0	0	0	0	0	0	0	0
21:00	0	1	0	0	0	0	0	0	0	0	0	0	0	1
21:15	0	1	0	0	0	0	0	0	0	0	0	0	0	1
21:30	0	0	0	0	0	0	0	0	0	0	0	0	0	0
21:45	0	0	0	0	0	0	0	0	0	0	0	0	0	0
22:00	0	1	0	0	0	0	0	0	0	0	0	0	0	1
22:15	0	1	0	0	0	0	0	0	0	0	0	0	0	1
22:30	0	0	0	0	0	0	0	0	0	0	0	0	0	0
22:45	0	0	0	0	0	0	0	0	0	0	0	0	0	0
23:00	0	0	0	0	0	0	0	0	0	0	0	0	0	0
23:15	0	0	0	0	0	0	0	0	0	0	0	0	0	0
23:30	0	0	0	0	0	0	0	0	0	0	0	0	0	0
23:45	0	0	0	0	0	0	0	0	0	0	0	0	0	0
All Totals	42	31	25	11	1									111
% of Totals	37%	28%	22%	11%	1%									100%
AM Volumes	9	13	14	12	1									48
% AM	7%	11%	12%	10%	1%									43%
AM Peak Hour		07:30	08:45	08:00	08:00	09:00								08:00
Volume	3	5	5	6	5	1								15
PM Volumes	15	40	41	11	0									87
% PM	30%	17%	10%	1%	0%									58%
PM Peak Hour		15:00	13:00	15:15	18:45									15:00
Volume	11	5	5	1										15
Directional Peak Periods														
All Classes		AM 7-9		NOON 12-2		PM 4-6		Off Peak Volumes						
	Volume	20		18		13		64		%	17%	16%	11%	56%
Street Name	Direction	15th		50th		Average		Percentiles		85th	95th	ADT		
S Brighton St	North Bound		9		17		17			24	28	115		
S Brighton St	South Bound		10		17		17			23	27	159		

Prepared by National Data & Surveying Services
SPEED
 S Brighton St Bet. W Olive Ave & S Edison Blvd

Day: Tuesday
 Date: 1/18/2022

City: Burbank
 Project #: CA22_020022_0035

South Bound

Time	<15	15-19	20-24	25-29	30-34	35-39	40-44	45-49	50-54	55-59	60-64	65-69	70+	Total					
00:00 AM	0	0	1	0	0	0	0	0	0	0	0	0	0	1					
00:15	0	0	0	0	0	0	0	0	0	0	0	0	0	0					
00:30	0	0	0	0	0	0	0	0	0	0	0	0	0	0					
00:45	0	0	0	0	0	0	0	0	0	0	0	0	0	0					
01:00	0	0	0	0	0	0	0	0	0	0	0	0	0	0					
01:15	0	0	0	0	0	0	0	0	0	0	0	0	0	0					
01:30	0	0	0	0	0	0	0	0	0	0	0	0	0	0					
01:45	0	0	0	0	0	0	0	0	0	0	0	0	0	0					
02:00	0	1	0	0	0	0	0	0	0	0	0	0	0	1					
02:15	0	0	0	0	0	0	0	0	0	0	0	0	0	0					
02:30	0	0	0	0	0	0	0	0	0	0	0	0	0	0					
02:45	0	0	0	0	0	0	0	0	0	0	0	0	0	0					
03:00	0	0	0	0	0	0	0	0	0	0	0	0	0	0					
03:15	0	0	0	0	0	0	0	0	0	0	0	0	0	0					
03:30	0	0	0	0	0	0	0	0	0	0	0	0	0	0					
03:45	0	0	0	0	0	0	0	0	0	0	0	0	0	0					
04:00	0	0	0	0	0	0	0	0	0	0	0	0	0	0					
04:15	0	0	0	0	0	0	0	0	0	0	0	0	0	0					
04:30	0	0	0	0	0	0	0	0	0	0	0	0	0	0					
04:45	0	0	0	0	0	0	0	0	0	0	0	0	0	0					
05:00	0	0	0	0	0	0	0	0	0	0	0	0	0	0					
05:15	0	0	0	0	0	0	0	0	0	0	0	0	0	0					
05:30	0	0	0	0	0	0	0	0	0	0	0	0	0	0					
05:45	0	0	0	0	0	0	0	0	0	0	0	0	0	0					
06:00	0	0	0	0	0	0	0	0	0	0	0	0	0	0					
06:15	0	0	0	0	0	0	0	0	0	0	0	0	0	0					
06:30	1	0	1	0	0	0	0	0	0	0	0	0	0	2					
06:45	1	0	1	0	1	0	0	0	0	0	0	0	0	2					
07:00	1	2	0	0	0	0	0	0	0	0	0	0	0	3					
07:15	0	1	0	0	0	0	0	0	1	0	0	0	1	1					
07:30	0	0	1	0	0	0	0	0	0	0	0	0	0	1					
07:45	1	0	0	1	0	0	0	0	0	0	0	0	0	2					
08:00	3	1	0	0	0	0	0	0	0	0	0	0	0	4					
08:15	2	0	1	0	0	0	0	0	0	0	0	0	0	3					
08:30	0	1	2	0	0	0	0	0	0	0	0	0	0	3					
08:45	0	0	0	0	0	0	0	0	0	0	0	0	0	0					
09:00	0	0	1	0	0	0	0	0	0	0	0	0	0	1					
09:15	1	0	1	0	0	0	0	0	0	0	0	0	0	2					
09:30	1	1	0	0	0	0	0	0	0	0	0	0	0	2					
09:45	0	1	1	0	0	0	0	0	0	0	0	0	0	2					
10:00	0	1	0	0	0	0	0	0	0	0	0	0	0	1					
10:15	2	1	1	0	0	0	0	0	0	0	0	0	0	4					
10:30	0	2	1	0	0	0	0	0	0	0	0	0	0	3					
10:45	0	0	0	0	0	0	0	0	0	0	0	0	0	0					
11:00	1	1	0	1	0	0	0	0	0	0	0	0	0	3					
11:15	0	2	1	0	0	0	0	0	0	0	0	0	0	3					
11:30	0	1	0	0	0	0	0	0	0	0	0	0	0	1					
11:45	1	1	0	0	0	0	0	0	0	0	0	0	0	2					
12:00 PM	0	0	1	0	0	0	0	0	0	0	0	0	0	1					
12:15	0	2	1	0	1	0	0	0	0	0	0	0	0	4					
12:30	0	1	2	0	0	0	0	0	0	0	0	0	0	3					
12:45	0	1	0	0	0	0	0	0	0	0	0	0	0	1					
13:00	1	0	0	0	0	0	0	0	0	0	0	0	0	1					
13:15	1	3	1	0	0	0	0	0	0	0	0	0	0	5					
13:30	1	2	1	0	0	0	0	0	0	0	0	0	0	4					
13:45	4	0	1	0	0	0	0	0	0	0	0	0	0	5					
14:00	0	0	0	0	0	0	0	0	0	0	0	0	0	0					
14:15	1	3	0	2	0	0	0	0	0	0	0	0	0	6					
14:30	2	0	0	1	0	0	0	0	0	0	0	0	0	3					
14:45	2	0	0	0	0	0	0	0	0	0	0	0	0	2					
15:00	1	3	0	0	0	0	0	0	0	0	0	0	0	4					
15:15	1	2	0	0	0	0	0	0	0	0	0	0	0	3					
15:30	1	4	0	1	0	0	0	0	0	0	0	0	0	6					
15:45	1	3	0	0	0	0	0	0	0	0	0	0	0	4					
16:00	2	2	1	0	0	0	0	0	0	0	0	0	0	5					
16:15	2	5	0	0	1	0	0	0	0	0	0	0	0	8					
16:30	1	0	1	0	0	0	0	0	0	0	0	0	0	2					
16:45	0	0	0	0	0	0	0	0	0	0	0	0	0	0					
17:00	2	0	1	0	0	0	0	0	0	0	0	0	0	3					
17:15	0	2	1	0	0	0	0	0	0	0	0	0	0	3					
17:30	2	3	1	0	0	0	0	0	0	0	0	0	0	6					
17:45	2	1	1	0	0	0	0	0	0	0	0	0	0	4					
18:00	0	1	2	0	0	0	0	0	0	0	0	0	0	3					
18:15	2	0	0	0	0	0	0	0	0	0	0	0	0	2					
18:30	2	1	0	0	0	0	0	0	0	0	0	0	0	3					
18:45	0	0	2	0	0	0	0	0	0	0	0	0	0	2					
19:00	1	2	0	1	0	0	0	0	0	0	0	0	0	4					
19:15	1	0	0	0	0	0	0	0	0	0	0	0	0	1					
19:30	0	0	0	0	0	0	0	0	0	0	0	0	0	0					
19:45	1	1	0	0	0	0	0	0	0	0	0	0	0	2					
20:00	0	1	0	0	0	0	0	0	0	0	0	0	0	1					
20:15	0	0	1	0	0	0	0	0	0	0	0	0	0	1					
20:30	1	0	4	0	0	0	0	0	0	0	0	0	0	5					
20:45	1	0	0	0	0	0	0	0	0	0	0	0	0	1					
21:00	0	1	0	1	0	0	0	0	0	0	0	0	0	2					
21:15	0	0	0	0	0	0	0	0	0	0	0	0	0	0					
21:30	0	1	0	0	0	0	0	0	0	0	0	0	0	1					
21:45	0	0	0	0	0	0	0	0	0	0	0	0	0	0					
22:00	0	0	0	0	0	0	0	0	0	0	0	0	0	0					
22:15	0	0	0	0	0	0	0	0	0	0	0	0	0	0					
22:30	0	0	0	0	0	0	0	0	0	0	0	0	0	0					
22:45	0	0	0	0	0	0	0	0	0	0	0	0	0	0					
23:00	0	0	0	0	0	0	0	0	0	0	0	0	0	0					
23:15	0	0	0	0	0	0	0	0	0	0	0	0	0	0					
23:30	0	0	0	0	0	0	0	0	0	0	0	0	0	0					
23:45	1	0	0	0	0	0	0	0	0	0	0	0	0	1					
ADT Totals	17	12	14	6	2									115					
% of Totals	33%	30%	21%	6%	5%									100%					
AM Volumes	15	17	12	3	0	0	0	0	0	0	0	0	0	47					
% AM	9%	11%	8%	2%										30%					
AM Peak Hour	07:30	09:45	08:15	06:00	11:30									07:45					
Volume	6	5	4	1	1									12					
PM Volumes	17	45	22	6	0	0	0	0	0	0	0	0	0	112					
% PM	29%	28%	14%	4%	5%									70%					
PM Peak Hour	13:00	15:30	17:15	13:45	12:00									15:30					
Volume	1	11	5	1	1									23					
Directional Peak Periods				AM 7-9				NOON 12-2				PM 4-6				Off Peak Volumes			
All Classes				Volume	%	Volume	%	Volume	%	Volume	%	Volume	%	Volume	%	Volume	%	Volume	%
				17	11%	24	15%	31	19%	87	55%								
Street Name	Direction	15th		50th		Average		85th		95th		ADT							
S Brighton St	North Bound	9		17		17		24		28		115							
S Brighton St	South Bound	10		17		17		23		27		159							

Prepared by National Data & Surveying Services
SPEED
 S Brighton St Bet. W Olive Ave & S Edison Blvd

Day: Tuesday
 Date: 1/18/2022

City: Burbank
 Project #: CA22_020022_003

Summary

Time	<15	15-19	20-24	25-29	30-34	35-39	40-44	45-49	50-54	55-59	60-64	65-69	70+	Total
00:00 AM	0	0	1	0	0	0	0	0	0	0	0	0	0	1
00:15	0	0	0	0	0	0	0	0	0	0	0	0	0	0
00:30	0	0	0	0	0	0	0	0	0	0	0	0	0	0
00:45	0	0	0	0	0	0	0	0	0	0	0	0	0	0
01:00	0	0	0	0	0	0	0	0	0	0	0	0	0	0
01:15	0	0	0	0	0	0	0	0	0	0	0	0	0	0
01:30	0	0	0	0	0	0	0	0	0	0	0	0	0	0
01:45	0	0	0	0	0	0	0	0	0	0	0	0	0	0
02:00	0	1	0	0	0	0	0	0	0	0	0	0	0	1
02:15	0	0	0	0	0	0	0	0	0	0	0	0	0	0
02:30	0	0	0	0	0	0	0	0	0	0	0	0	0	0
02:45	0	0	0	0	0	0	0	0	0	0	0	0	0	0
03:00	0	0	0	0	0	0	0	0	0	0	0	0	0	0
03:15	0	0	0	0	0	0	0	0	0	0	0	0	0	0
03:30	0	0	0	0	0	0	0	0	0	0	0	0	0	0
03:45	0	0	0	0	0	0	0	0	0	0	0	0	0	0
04:00	0	0	0	0	0	0	0	0	0	0	0	0	0	0
04:15	0	0	0	0	0	0	0	0	0	0	0	0	0	0
04:30	0	0	0	0	0	0	0	0	0	0	0	0	0	0
04:45	0	0	0	1	0	0	0	0	0	0	0	0	0	1
05:00	0	0	0	0	1	0	0	0	0	0	0	0	0	1
05:15	0	0	0	0	0	0	0	0	0	0	0	0	0	0
05:30	0	0	0	0	0	0	0	0	0	0	0	0	0	0
05:45	0	0	1	1	0	0	0	0	0	0	0	0	0	2
06:00	0	0	0	0	0	0	0	0	0	0	0	0	0	0
06:15	0	2	0	0	0	0	0	0	0	0	0	0	0	2
06:30	1	0	2	0	0	0	0	0	0	0	0	0	0	3
06:45	1	0	0	1	0	0	0	0	0	0	0	0	0	2
07:00	1	3	0	0	0	0	0	0	0	0	0	0	0	4
07:15	0	1	0	1	0	0	0	0	1	0	0	0	1	2
07:30	0	0	2	0	0	0	0	0	0	0	0	0	0	2
07:45	2	0	1	1	0	0	0	0	0	0	0	0	0	4
08:00	5	1	1	1	0	0	0	0	0	0	0	0	0	8
08:15	2	0	1	1	0	0	0	0	0	0	0	0	0	4
08:30	0	1	5	0	0	0	0	0	0	0	0	0	0	6
08:45	0	2	2	3	0	0	0	0	0	0	0	0	0	7
09:00	0	0	2	0	0	0	0	0	0	0	0	0	0	2
09:15	3	2	1	0	0	0	0	0	0	0	0	0	0	6
09:30	1	2	0	1	0	0	0	0	0	0	0	0	0	4
09:45	0	2	2	0	1	0	0	0	0	0	0	0	0	5
10:00	1	1	1	0	0	0	0	0	0	0	0	0	0	3
10:15	3	1	2	0	0	0	0	0	0	0	0	0	0	6
10:30	0	2	1	0	0	0	0	0	0	0	0	0	0	3
10:45	1	1	0	0	0	0	0	0	0	0	0	0	0	2
11:00	1	2	0	2	0	0	0	0	0	0	0	0	0	5
11:15	0	2	1	0	0	0	0	0	0	0	0	0	0	3
11:30	0	1	0	1	0	0	0	0	0	0	0	0	0	2
11:45	1	3	0	1	0	0	0	0	0	0	0	0	0	5
12:00 PM	1	0	1	0	0	0	0	0	0	0	0	0	0	2
12:15	0	4	1	0	1	0	0	0	0	0	0	0	0	6
12:30	0	1	3	0	0	0	0	0	0	0	0	0	0	4
12:45	2	1	1	0	0	0	0	0	0	0	0	0	0	4
13:00	2	0	0	0	0	0	0	0	0	0	0	0	0	2
13:15	3	4	2	0	0	0	0	0	0	0	0	0	0	9
13:30	2	4	1	0	0	0	0	0	0	0	0	0	0	7
13:45	5	2	1	0	0	0	0	0	0	0	0	0	0	8
14:00	0	0	1	0	0	0	0	0	0	0	0	0	0	1
14:15	1	4	0	2	0	0	0	0	0	0	0	0	0	7
14:30	4	0	0	1	0	0	0	0	0	0	0	0	0	5
14:45	2	1	0	0	0	0	0	0	0	0	0	0	0	3
15:00	7	5	0	0	0	0	0	0	0	0	0	0	0	12
15:15	2	2	1	0	0	0	0	0	0	0	0	0	0	5
15:30	2	4	0	1	0	0	0	0	0	0	0	0	0	7
15:45	3	3	2	0	0	0	0	0	0	0	0	0	0	8
16:00	2	2	3	0	0	0	0	0	0	0	0	0	0	7
16:15	4	4	5	0	1	0	0	0	0	0	0	0	0	10
16:30	4	0	1	0	0	0	0	0	0	0	0	0	0	5
16:45	2	0	0	0	0	0	0	0	0	0	0	0	0	2
17:00	3	0	1	0	0	0	0	0	0	0	0	0	0	4
17:15	1	3	1	0	0	0	0	0	0	0	0	0	0	5
17:30	2	3	1	0	0	0	0	0	0	0	0	0	0	6
17:45	2	2	1	0	0	0	0	0	0	0	0	0	0	5
18:00	0	1	2	0	0	0	0	0	0	0	0	0	0	3
18:15	3	1	0	0	0	0	0	0	0	0	0	0	0	4
18:30	3	1	0	0	0	0	0	0	0	0	0	0	0	4
18:45	1	1	4	0	0	0	0	0	0	0	0	0	0	6
19:00	2	2	0	1	0	0	0	0	0	0	0	0	0	5
19:15	2	0	0	0	0	0	0	0	0	0	0	0	0	2
19:30	0	1	0	1	0	0	0	0	0	0	0	0	0	2
19:45	1	1	0	0	0	0	0	0	0	0	0	0	0	2
20:00	0	1	0	0	0	0	0	0	0	0	0	0	0	1
20:15	0	0	1	0	0	0	0	0	0	0	0	0	0	1
20:30	2	0	4	0	0	0	0	0	0	0	0	0	0	6
20:45	1	0	0	0	0	0	0	0	0	0	0	0	0	1
21:00	0	2	0	1	0	0	0	0	0	0	0	0	0	3
21:15	0	1	0	0	0	0	0	0	0	0	0	0	0	1
21:30	0	1	0	0	0	0	0	0	0	0	0	0	0	1
21:45	0	0	0	0	0	0	0	0	0	0	0	0	0	0
22:00	0	1	0	0	0	0	0	0	0	0	0	0	0	1
22:15	0	1	0	0	0	0	0	0	0	0	0	0	0	1
22:30	0	0	0	0	0	0	0	0	0	0	0	0	0	0
22:45	0	0	0	0	0	0	0	0	0	0	0	0	0	0
23:00	0	0	0	0	0	0	0	0	0	0	0	0	0	0
23:15	0	0	0	0	0	0	0	0	0	0	0	0	0	0
23:30	0	0	0	0	0	0	0	0	0	0	0	0	0	0
23:45	1	0	0	0	0	0	0	0	0	0	0	0	0	1
ADT Totals	15	15	19	22	11	9	9	9	9	9	9	9	9	274
% of Totals	5%	5%	7%	8%	4%	3%	3%	3%	3%	3%	3%	3%	3%	100%

AM Volumes	23	30	26	15	1	0	0	0	0	0	0	0	0	95
% AM	8%	11%	9%	5%	0%	0%	0%	0%	0%	0%	0%	0%	0%	35%
AM Peak Hour Volume	8	11	8	5	1	0	0	0	0	0	0	0	0	26
PM Volumes	12	49	38	7	2	0	0	0	0	0	0	0	0	109
% PM	26%	24%	12%	3%	1%	0%	0%	0%	0%	0%	0%	0%	0%	69%
PM Peak Hour Volume	14	34	18	3	1	0	0	0	0	0	0	0	0	56
Off Peak Volumes	1	1	1	1	1	0	0	0	0	0	0	0	0	5

Street Name	Direction	Percentiles					ADT
		15th	50th	Average	85th	95th	
S Brighton St	Summary	9	17	17	24	28	274

SPEED

S Brighton St Bet. W Olive Ave & S Edison Blvd

Day: Tuesday
Date: 1/18/2022

City: Burbank
Project #: CA22_020022_003n

North Bound

Time	< 15	15 - 19	20 - 24	25 - 29	30 - 34	35 - 39	40 - 44	45 - 49	50 - 54	55 - 59	60 - 64	65 - 69	70 +	Total
00:00 AM	0	0	0	0	0	0	0	0	0	0	0	0	0	0
01:00	0	0	0	0	0	0	0	0	0	0	0	0	0	0
02:00	0	0	0	0	0	0	0	0	0	0	0	0	0	0
03:00	0	0	0	0	0	0	0	0	0	0	0	0	0	0
04:00	0	0	0	1	0	0	0	0	0	0	0	0	0	1
05:00	0	0	1	1	0	0	0	0	0	0	0	0	0	2
06:00	0	2	1	0	0	0	0	0	0	0	0	0	0	3
07:00	1	1	2	1	0	0	0	0	0	0	0	0	0	5
08:00	2	2	6	5	0	0	0	0	0	0	0	0	0	15
09:00	2	4	2	1	1	0	0	0	0	0	0	0	0	10
10:00	3	1	2	0	0	0	0	0	0	0	0	0	0	6
11:00	0	3	0	3	0	0	0	0	0	0	0	0	0	6
12:00 PM	3	2	2	0	0	0	0	0	0	0	0	0	0	7
13:00	5	5	1	0	0	0	0	0	0	0	0	0	0	11
14:00	2	2	1	0	0	0	0	0	0	0	0	0	0	5
15:00	10	2	3	0	0	0	0	0	0	0	0	0	0	15
16:00	7	0	2	0	0	0	0	0	0	0	0	0	0	9
17:00	2	2	0	0	0	0	0	0	0	0	0	0	0	4
18:00	3	2	2	0	0	0	0	0	0	0	0	0	0	7
19:00	2	1	0	1	0	0	0	0	0	0	0	0	0	4
20:00	1	0	0	0	0	0	0	0	0	0	0	0	0	1
21:00	0	2	0	0	0	0	0	0	0	0	0	0	0	2
22:00	0	2	0	0	0	0	0	0	0	0	0	0	0	2
23:00	0	0	0	0	0	0	0	0	0	0	0	0	0	0
Totals	43	33	25	13	1									115
% of Totals	37%	29%	22%	11%	1%									100%

AM Volumes	8	13	14	12	1	0	0	0	0	0	0	0	0	48		
% AM	7%	11%	12%	10%	1%									42%		
AM Peak Hour	10:00	09:00	08:00	08:00	09:00									08:00		
Volume	3	4	6	5	1									15		
PM Volumes	35	20	11	1	0	0	0	0	0	0	0	0	0	67		
% PM	30%	17%	10%	1%										58%		
PM Peak Hour	15:00	13:00	15:00	19:00										15:00		
Volume	10	5	3	1										15		
Directional Peak Periods		AM 7-9				NOON 12-2				PM 4-6				Off Peak Volumes		
All Speeds		Volume		%		Volume		%		Volume		%		Volume	%	
		20	↔	17%		18	↔	16%		13	↔	11%		64	↔	56%

Street Name	Direction	Percentiles					
		15th	50th	Average	85th	95th	ADT
S Brighton St	North Bound	9	17	17	24	28	115
S Brighton St	South Bound	10	17	17	23	27	159

SPEED

S Brighton St Bet. W Olive Ave & S Edison Blvd

Day: Tuesday
Date: 1/18/2022

City: Burbank
Project #: CA22_020022_003s

South Bound

Time	< 15	15 - 19	20 - 24	25 - 29	30 - 34	35 - 39	40 - 44	45 - 49	50 - 54	55 - 59	60 - 64	65 - 69	70 +	Total
00:00 AM	0	0	1	0	0	0	0	0	0	0	0	0	0	1
01:00	0	0	0	0	0	0	0	0	0	0	0	0	0	0
02:00	0	1	0	0	0	0	0	0	0	0	0	0	0	1
03:00	0	0	0	0	0	0	0	0	0	0	0	0	0	0
04:00	0	0	0	0	0	0	0	0	0	0	0	0	0	0
05:00	0	0	0	0	0	0	0	0	0	0	0	0	0	0
06:00	2	0	1	1	0	0	0	0	0	0	0	0	0	4
07:00	2	3	1	1	0	0	0	0	0	0	0	0	0	7
08:00	5	2	3	0	0	0	0	0	0	0	0	0	0	10
09:00	2	2	3	0	0	0	0	0	0	0	0	0	0	7
10:00	2	4	2	0	0	0	0	0	0	0	0	0	0	8
11:00	2	5	1	1	0	0	0	0	0	0	0	0	0	9
12:00 PM	0	4	4	0	1	0	0	0	0	0	0	0	0	9
13:00	7	5	3	0	0	0	0	0	0	0	0	0	0	15
14:00	5	3	0	3	0	0	0	0	0	0	0	0	0	11
15:00	4	12	0	1	0	0	0	0	0	0	0	0	0	17
16:00	5	7	2	0	1	0	0	0	0	0	0	0	0	15
17:00	6	6	4	0	0	0	0	0	0	0	0	0	0	16
18:00	4	2	4	0	0	0	0	0	0	0	0	0	0	10
19:00	3	3	0	1	0	0	0	0	0	0	0	0	0	7
20:00	2	1	5	0	0	0	0	0	0	0	0	0	0	8
21:00	0	2	0	1	0	0	0	0	0	0	0	0	0	3
22:00	0	0	0	0	0	0	0	0	0	0	0	0	0	0
23:00	1	0	0	0	0	0	0	0	0	0	0	0	0	1
Totals	52	62	34	9	2									159
% of Totals	33%	39%	21%	6%	1%									100%

AM Volumes	15	17	12	3	0	0	0	0	0	0	0	0	0	47		
% AM	9%	11%	8%	2%										30%		
AM Peak Hour	08:00	11:00	08:00	06:00										08:00		
Volume	5	5	3	1										10		
PM Volumes	37	45	22	6	2	0	0	0	0	0	0	0	0	112		
% PM	23%	28%	14%	4%	1%									70%		
PM Peak Hour	13:00	15:00	20:00	14:00	12:00									15:00		
Volume	7	12	5	3	1									17		
Directional Peak Periods		AM 7-9				NOON 12-2				PM 4-6				Off Peak Volumes		
All Speeds		Volume	↔		%	Volume	↔		%	Volume	↔		%	Volume	↔	
		17			11%	24			15%	31			19%	87		

Street Name	Direction	Percentiles					
		15th	50th	Average	85th	95th	ADT
S Brighton St	North Bound	9	17	17	24	28	115
S Brighton St	South Bound	10	17	17	23	27	159

SPEED

S Brighton St Bet. W Olive Ave & S Edison Blvd

Day: Tuesday
Date: 1/18/2022

City: Burbank
Project #: CA22_020022_003

Summary

Time	< 15	15 - 19	20 - 24	25 - 29	30 - 34	35 - 39	40 - 44	45 - 49	50 - 54	55 - 59	60 - 64	65 - 69	70 +	Total
00:00 AM	0	0	1	0	0	0	0	0	0	0	0	0	0	1
01:00	0	0	0	0	0	0	0	0	0	0	0	0	0	0
02:00	0	1	0	0	0	0	0	0	0	0	0	0	0	1
03:00	0	0	0	0	0	0	0	0	0	0	0	0	0	0
04:00	0	0	0	1	0	0	0	0	0	0	0	0	0	1
05:00	0	0	1	1	0	0	0	0	0	0	0	0	0	2
06:00	2	2	2	1	0	0	0	0	0	0	0	0	0	7
07:00	3	4	3	2	0	0	0	0	0	0	0	0	0	12
08:00	7	4	9	5	0	0	0	0	0	0	0	0	0	25
09:00	4	6	5	1	1	0	0	0	0	0	0	0	0	17
10:00	5	5	4	0	0	0	0	0	0	0	0	0	0	14
11:00	2	8	1	4	0	0	0	0	0	0	0	0	0	15
12:00 PM	3	6	6	0	1	0	0	0	0	0	0	0	0	16
13:00	12	10	4	0	0	0	0	0	0	0	0	0	0	26
14:00	7	5	1	3	0	0	0	0	0	0	0	0	0	16
15:00	14	14	3	1	0	0	0	0	0	0	0	0	0	32
16:00	12	7	4	0	1	0	0	0	0	0	0	0	0	24
17:00	8	8	4	0	0	0	0	0	0	0	0	0	0	20
18:00	7	4	6	0	0	0	0	0	0	0	0	0	0	17
19:00	5	4	0	2	0	0	0	0	0	0	0	0	0	11
20:00	3	1	5	0	0	0	0	0	0	0	0	0	0	9
21:00	0	4	0	1	0	0	0	0	0	0	0	0	0	5
22:00	0	2	0	0	0	0	0	0	0	0	0	0	0	2
23:00	1	0	0	0	0	0	0	0	0	0	0	0	0	1
Totals	95	95	59	22	3									274
% of Totals	35%	35%	22%	8%	1%									100%

AM Volumes	23	30	26	15	1	0	0	0	0	0	0	0	0	95		
% AM	8%	11%	9%	5%	0%									35%		
AM Peak Hour	08:00	11:00	08:00	08:00	09:00									08:00		
Volume	7	8	9	5	1									25		
PM Volumes	72	65	33	7	2	0	0	0	0	0	0	0	0	179		
% PM	26%	24%	12%	3%	1%									65%		
PM Peak Hour	15:00	15:00	12:00	14:00	12:00									15:00		
Volume	14	14	6	3	1									32		
Directional Peak Periods		AM 7-9				NOON 12-2				PM 4-6				Off Peak Volumes		
All Speeds		Volume	↔		%	Volume	↔		%	Volume	↔		%	Volume	↔	
		37			14%	42			15%	44			16%	151		

Street Name	Direction	Percentiles					
		15th	50th	Average	85th	95th	ADT
S Brighton St	Summary	9	17	17	24	28	274

VOLUME

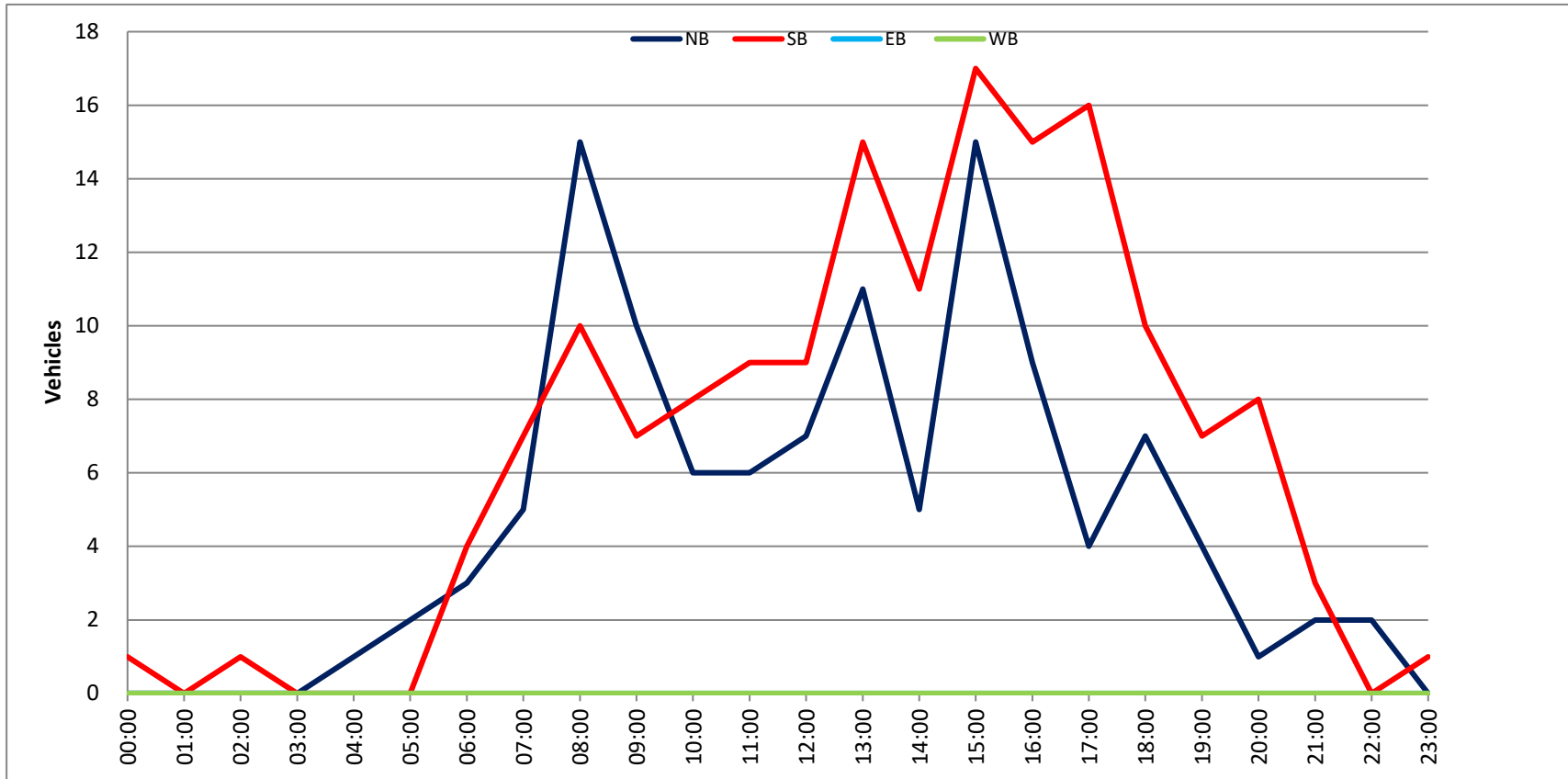
S Brighton St Bet. W Olive Ave & S Edison Blvd

Day: Tuesday
 Date: 1/18/2022

City: Burbank
 Project #: CA22_020022_003

DAILY TOTALS					NB	SB	EB	WB	Total		
					115	159	0	0	274		
AM Period	NB	SB	EB	WB	TOTAL	PM Period	NB	SB	EB	WB	TOTAL
00:00	0	1	0	0	1	12:00	1	1	0	0	2
00:15	0	0	0	0		12:15	2	4	0	0	6
00:30	0	0	0	0		12:30	1	3	0	0	4
00:45	0	0	1	0	1	12:45	3	7	1	9	16
01:00	0	0	0	0		13:00	1	1	0	0	2
01:15	0	0	0	0		13:15	4	5	0	0	9
01:30	0	0	0	0		13:30	3	4	0	0	7
01:45	0	0	0	0		13:45	3	11	5	15	26
02:00	0	1	0	0	1	14:00	1	0	0	0	1
02:15	0	0	0	0		14:15	1	6	0	0	7
02:30	0	0	0	0		14:30	2	3	0	0	5
02:45	0	0	1	0	1	14:45	1	5	2	11	16
03:00	0	0	0	0		15:00	8	4	0	0	12
03:15	0	0	0	0		15:15	2	3	0	0	5
03:30	0	0	0	0		15:30	1	6	0	0	7
03:45	0	0	0	0		15:45	4	15	4	17	32
04:00	0	0	0	0		16:00	2	5	0	0	7
04:15	0	0	0	0		16:15	2	8	0	0	10
04:30	0	0	0	0		16:30	3	2	0	0	5
04:45	1	1	0	0	1 1	16:45	2	9	0	15	24
05:00	0	0	0	0		17:00	1	3	0	0	4
05:15	0	0	0	0		17:15	2	3	0	0	5
05:30	0	0	0	0		17:30	2	6	0	0	6
05:45	2	2	0	0	2 2	17:45	1	4	4	16	20
06:00	0	0	0	0		18:00	0	3	0	0	3
06:15	2	0	0	0	2	18:15	2	2	0	0	4
06:30	1	2	0	0	3	18:30	1	3	0	0	4
06:45	0	3	2	4	2 7	18:45	4	7	2	10	17
07:00	1	3	0	0	4	19:00	1	4	0	0	5
07:15	1	1	0	0	2	19:15	1	1	0	0	2
07:30	1	1	0	0	2	19:30	2	0	0	0	2
07:45	2	5	2	7	4 12	19:45	0	4	2	7	11
08:00	4	4	0	0	8	20:00	0	1	0	0	1
08:15	1	3	0	0	4	20:15	0	1	0	0	1
08:30	3	3	0	0	6	20:30	1	5	0	0	6
08:45	7	15	0	10	7 25	20:45	0	1	1	8	9
09:00	1	1	0	0	2	21:00	1	2	0	0	3
09:15	4	2	0	0	6	21:15	1	0	0	0	1
09:30	2	2	0	0	4	21:30	0	1	0	0	1
09:45	3	10	2	7	5 17	21:45	0	2	0	3	5
10:00	2	1	0	0	3	22:00	1	0	0	0	1
10:15	2	4	0	0	6	22:15	1	0	0	0	1
10:30	0	3	0	0	3	22:30	0	0	0	0	
10:45	2	6	0	8	2 14	22:45	0	2	0	0	2
11:00	2	3	0	0	5	23:00	0	0	0	0	
11:15	0	3	0	0	3	23:15	0	0	0	0	
11:30	1	1	0	0	2	23:30	0	0	0	0	
11:45	3	6	2	9	5 15	23:45	0	1	1	0	1
TOTALS	48	47			95	TOTALS	67	112			179
SPLIT %	50.5%	49.5%			34.7%	SPLIT %	37.4%	62.6%			65.3%

DAILY TOTALS					NB	SB	EB	WB	Total
					115	159	0	0	274
AM Peak Hour	08:00	07:45			08:00	PM Peak Hour	15:00	15:30	15:00
AM Pk Volume	15	12			25	PM Pk Volume	15	23	32
Pk Hr Factor	0.536	0.750			0.781	Pk Hr Factor	0.469	0.719	0.667
7 - 9 Volume	20	17	0	0	37	4 - 6 Volume	13	31	44
7 - 9 Peak Hour	08:00	07:45			08:00	4 - 6 Peak Hour	16:00	17:00	16:00
7 - 9 Pk Volume	15	12	0	0	25	4 - 6 Pk Volume	9	16	24
Pk Hr Factor	0.536	0.750	0.000	0.000	0.781	Pk Hr Factor	0.750	0.667	0.600



SPEED

S Brighton St Bet. W Olive Ave & S Edison Blvd

Day: Wednesday
Date: 1/19/2022

City: Burbank
Project #: CA22_020022_003n

North Bound

Main data table with columns: Time, <15, 15-19, 20-24, 25-29, 30-34, 35-39, 40-44, 45-49, 50-54, 55-59, 60-64, 65-69, 70+, Total. Includes summary rows for AM/PM Volumes, Directional Peak Periods, and Percentiles.

Prepared by National Data & Surveying Services
SPEED
 S Brighton St Bet. W Olive Ave & S Edison Blvd

Day: Wednesday
 Date: 1/19/2022

City: Burbank
 Project #: CA22_020022_0035

South Bound

Time	<15	15 - 19	20 - 24	25 - 29	30 - 34	35 - 39	40 - 44	45 - 49	50 - 54	55 - 59	60 - 64	65 - 69	70 +	Total
00:00 AM	0	0	0	0	0	0	0	0	0	0	0	0	0	0
00:15	0	0	0	0	0	0	0	0	0	0	0	0	0	0
00:30	0	0	0	0	0	0	0	0	0	0	0	0	0	0
00:45	0	0	0	0	0	0	0	0	0	0	0	0	0	0
01:00	0	0	0	0	0	0	0	0	0	0	0	0	0	0
01:15	0	0	0	0	0	0	0	0	0	0	0	0	0	0
01:30	0	0	0	0	0	0	0	0	0	0	0	0	0	0
01:45	0	0	0	0	0	0	0	0	0	0	0	0	0	0
02:00	0	0	0	0	0	0	0	0	0	0	0	0	0	0
02:15	0	0	0	0	0	0	0	0	0	0	0	0	0	0
02:30	0	0	0	0	0	0	0	0	0	0	0	0	0	0
02:45	0	0	0	0	0	0	0	0	0	0	0	0	0	0
03:00	0	0	0	0	0	0	0	0	0	0	0	0	0	0
03:15	0	0	0	0	0	0	0	0	0	0	0	0	0	0
03:30	0	0	0	0	0	0	0	0	0	0	0	0	0	0
03:45	0	0	0	0	0	0	0	0	0	0	0	0	0	0
04:00	0	0	0	0	0	0	0	0	0	0	0	0	0	0
04:15	0	0	0	0	0	0	0	0	0	0	0	0	0	0
04:30	0	0	0	0	0	0	0	0	0	0	0	0	0	0
04:45	0	0	0	0	0	0	0	0	0	0	0	0	0	0
05:00	0	0	0	0	0	0	0	0	0	0	0	0	0	0
05:15	0	0	0	0	0	0	0	0	0	0	0	0	0	0
05:30	0	0	0	0	0	0	0	0	0	0	0	0	0	0
05:45	0	0	0	0	0	0	0	0	0	0	0	0	0	0
06:00	1	0	0	0	0	0	0	0	0	0	0	0	0	1
06:15	0	0	0	0	0	0	0	0	0	0	0	0	0	0
06:30	2	2	0	0	0	0	0	0	0	0	0	0	0	4
06:45	2	0	0	0	0	0	0	0	0	0	0	0	0	2
07:00	2	0	0	0	0	0	0	0	0	0	0	0	0	2
07:15	0	0	0	0	0	0	0	0	0	0	0	0	0	0
07:30	0	1	0	0	0	0	0	0	0	0	0	0	0	1
07:45	1	0	0	0	0	0	0	0	0	0	0	0	0	1
08:00	1	2	0	0	0	0	0	0	0	0	0	0	0	3
08:15	0	1	0	0	0	0	0	0	0	0	0	0	0	1
08:30	0	1	0	0	0	0	0	0	0	0	0	0	0	1
08:45	3	2	0	0	0	0	0	0	0	0	0	0	0	5
09:00	0	1	2	0	0	0	0	0	0	0	0	0	0	3
09:15	2	0	0	0	0	0	0	0	0	0	0	0	0	2
09:30	2	1	0	0	0	0	0	0	0	0	0	0	0	3
09:45	1	2	0	0	0	0	0	0	0	0	0	0	0	3
10:00	2	0	1	0	0	0	0	0	0	0	0	0	0	3
10:15	2	4	1	0	0	0	0	0	0	0	0	0	0	7
10:30	0	1	0	0	0	0	0	0	0	0	0	0	0	1
10:45	6	2	0	0	0	0	0	0	0	0	0	0	0	8
11:00	1	3	0	0	0	0	0	0	0	0	0	0	0	4
11:15	2	2	0	0	0	0	0	0	0	0	0	0	0	4
11:30	1	2	1	2	0	0	0	0	0	0	0	0	0	6
11:45	2	1	0	0	0	0	0	0	0	0	0	0	0	3
12:00 PM	1	1	0	0	0	0	0	0	0	0	0	0	0	2
12:15	3	0	0	0	0	0	0	0	0	0	0	0	0	3
12:30	0	1	1	0	0	0	0	0	0	0	0	0	0	2
12:45	0	1	2	0	0	0	0	0	0	0	0	0	0	3
13:00	2	1	2	0	0	0	0	0	0	0	0	0	0	3
13:15	0	3	0	0	0	0	0	0	0	0	0	0	0	3
13:30	0	0	0	1	0	0	0	0	0	0	0	0	0	1
13:45	0	0	0	0	0	0	0	0	0	0	0	0	0	0
14:00	2	5	1	0	0	0	0	0	0	0	0	0	0	8
14:15	1	0	1	0	0	0	0	0	0	0	0	0	0	2
14:30	1	2	1	0	0	0	0	0	0	0	0	0	0	4
14:45	0	1	2	0	0	0	0	0	0	0	0	0	0	3
15:00	2	1	1	0	0	0	0	0	0	0	0	0	0	4
15:15	1	2	1	1	0	0	0	0	0	0	0	0	0	5
15:30	2	1	0	0	0	0	0	0	0	0	0	0	0	3
15:45	0	2	0	0	0	0	0	0	0	0	0	0	0	2
16:00	3	0	0	0	0	0	0	0	0	0	0	0	0	3
16:15	2	2	0	0	0	0	0	0	0	0	0	0	0	4
16:30	2	2	1	0	0	0	0	0	0	0	0	0	0	5
16:45	0	1	1	0	0	0	0	0	0	0	0	0	0	2
17:00	0	0	1	0	0	0	0	0	0	0	0	0	0	1
17:15	2	1	0	0	0	0	0	0	0	0	0	0	0	3
17:30	0	1	1	0	0	0	0	0	0	0	0	0	0	2
17:45	0	2	2	0	0	0	0	0	0	0	0	0	0	4
18:00	3	0	2	0	0	0	0	0	0	0	0	0	0	5
18:15	0	0	1	0	0	0	0	0	0	0	0	0	0	1
18:30	0	1	0	0	0	0	0	0	0	0	0	0	0	1
18:45	1	0	0	0	0	0	0	0	0	0	0	0	0	1
19:00	0	1	0	0	0	0	0	0	0	0	0	0	0	1
19:15	1	0	1	0	0	0	0	0	0	0	0	0	0	2
19:30	0	1	0	0	0	0	0	0	0	0	0	0	0	1
19:45	0	0	0	0	0	0	0	0	0	0	0	0	0	0
20:00	1	1	0	0	0	0	0	0	0	0	0	0	0	2
20:15	0	0	0	0	0	0	0	0	0	0	0	0	0	0
20:30	0	0	0	0	0	0	0	0	0	0	0	0	0	0
20:45	0	0	1	0	0	0	0	0	0	0	0	0	0	1
21:00	0	0	0	0	0	0	0	0	0	0	0	0	0	0
21:15	0	0	0	0	0	0	0	0	0	0	0	0	0	0
21:30	1	2	0	0	0	0	0	0	0	0	0	0	0	3
21:45	0	0	0	0	0	0	0	0	0	0	0	0	0	0
22:00	1	0	1	0	0	0	0	0	0	0	0	0	0	2
22:15	0	0	0	0	0	0	0	0	0	0	0	0	0	0
22:30	0	2	1	0	0	0	0	0	0	0	0	0	0	3
22:45	0	1	0	0	0	0	0	0	0	0	0	0	0	1
23:00	0	0	0	0	0	0	0	0	0	0	0	0	0	0
23:15	0	0	0	0	0	0	0	0	0	0	0	0	0	0
23:30	0	0	0	0	0	0	0	0	0	0	0	0	0	0
23:45	0	0	0	0	0	0	0	0	0	0	0	0	0	0
ADT	15	17	12	6	6	6	6	6	6	6	6	6	6	110
% of Totals	42%	41%	37%	20%	17%	17%	17%	17%	17%	17%	17%	17%	17%	100%
AM Volumes	33	28	5	2	0	0	0	0	0	0	0	0	0	68
% AM	20%	17%	3%	1%	0%	0%	0%	0%	0%	0%	0%	0%	0%	41%
AM Peak Hour	10:00	10:15	08:15	10:45										10:45
Volume	10	10	2	2										22
PM Volumes	82	89	48	2	0	0	0	0	0	0	0	0	0	99
% PM	20%	24%	14%	1%	0%	0%	0%	0%	0%	0%	0%	0%	0%	59%
PM Peak Hour	15:30	13:15	17:30	12:45										14:00
Volume	1	8	6	1										17
Directional Peak Periods														
All Classes			AM 7-9			NOON 12-2			PM 4-6				Off Peak Volumes	
Volume	14				17			24				109		
%			9%		10%			15%				66%		
Street Name	Direction	15th	50th	Average	85th	95th	ADT							
S Brighton St	North Bound	9	16	16	22	25	119							
S Brighton St	South Bound	9	16	16	21	24	164							

Day: Wednesday
 Date: 1/19/2022

City: Burbank
 Project #: CA22_020022_003

Summary

Time	<15	15-19	20-24	25-29	30-34	35-39	40-44	45-49	50-54	55-59	60-64	65-69	70+	Total		
00:00 AM	0	0	0	0	0	0	0	0	0	0	0	0	0	0		
00:15	0	0	0	0	0	0	0	0	0	0	0	0	0	0		
00:30	0	0	0	0	0	0	0	0	0	0	0	0	0	0		
00:45	0	0	0	0	0	0	0	0	0	0	0	0	0	0		
01:00	0	0	0	0	0	0	0	0	0	0	0	0	0	0		
01:15	0	0	0	0	0	0	0	0	0	0	0	0	0	0		
01:30	0	0	0	0	0	0	0	0	0	0	0	0	0	0		
01:45	0	0	0	0	0	0	0	0	0	0	0	0	0	0		
02:00	0	0	0	0	0	0	0	0	0	0	0	0	0	0		
02:15	0	0	0	0	0	0	0	0	0	0	0	0	0	0		
02:30	0	0	0	0	0	0	0	0	0	0	0	0	0	0		
02:45	0	0	0	0	0	0	0	0	0	0	0	0	0	0		
03:00	0	0	0	0	0	0	0	0	0	0	0	0	0	0		
03:15	0	0	0	0	0	0	0	0	0	0	0	0	0	0		
03:30	0	0	0	0	0	0	0	0	0	0	0	0	0	0		
03:45	0	0	0	0	0	0	0	0	0	0	0	0	0	0		
04:00	0	0	0	0	0	0	0	0	0	0	0	0	0	0		
04:15	0	0	0	0	0	0	0	0	0	0	0	0	0	0		
04:30	0	0	0	0	0	0	0	0	0	0	0	0	0	0		
04:45	0	0	0	0	1	0	0	0	0	0	0	0	0	1		
05:00	0	0	0	0	0	0	0	0	0	0	0	0	0	0		
05:15	0	0	0	0	0	0	0	0	0	0	0	0	0	0		
05:30	0	0	0	0	0	0	0	0	0	0	0	0	0	0		
05:45	0	0	0	0	0	0	0	0	0	0	0	0	0	0		
06:00	1	0	0	0	0	0	0	0	0	0	0	0	0	1		
06:15	1	1	0	0	0	0	0	0	0	0	0	0	0	2		
06:30	2	2	1	0	0	0	0	0	0	0	0	0	0	5		
06:45	5	0	0	0	0	0	0	0	0	0	0	0	0	5		
07:00	2	1	0	0	0	0	0	0	0	0	0	0	0	3		
07:15	1	0	0	0	0	0	0	0	0	0	0	0	0	1		
07:30	0	1	0	0	0	0	0	0	0	0	0	0	0	1		
07:45	2	0	0	0	0	0	0	0	0	0	0	0	0	2		
08:00	1	3	0	0	0	0	0	0	0	0	0	0	0	4		
08:15	3	2	0	0	0	0	0	0	0	0	0	0	0	5		
08:30	1	2	0	0	0	0	0	0	0	0	0	0	0	3		
08:45	4	3	1	0	0	0	0	0	0	0	0	0	0	8		
09:00	0	5	3	0	0	0	0	0	0	0	0	0	0	8		
09:15	3	1	0	0	0	0	0	0	0	0	0	0	0	4		
09:30	3	1	1	0	0	0	0	0	0	0	0	0	0	5		
09:45	5	3	0	0	0	0	0	0	0	0	0	0	0	8		
10:00	3	0	1	0	0	0	0	0	0	0	0	0	0	4		
10:15	4	5	1	1	0	0	0	0	0	0	0	0	0	11		
10:30	1	1	0	0	0	0	0	0	0	0	0	0	0	2		
10:45	7	3	0	0	0	0	0	0	0	0	0	0	0	10		
11:00	2	3	1	0	0	0	0	0	0	0	0	0	0	6		
11:15	2	3	0	0	0	0	0	0	0	0	0	0	0	5		
11:30	3	3	1	2	0	0	0	0	0	0	0	0	0	9		
11:45	3	2	3	0	0	0	0	0	0	0	0	0	0	8		
12:00 PM	2	1	0	0	0	0	0	0	0	0	0	0	0	3		
12:15	3	1	1	0	0	0	0	0	0	0	0	0	0	5		
12:30	0	2	1	1	0	0	0	0	0	0	0	0	0	4		
12:45	1	1	4	0	0	0	0	0	0	0	0	0	0	6		
13:00	2	1	0	0	0	0	0	0	0	0	0	0	0	3		
13:15	0	3	0	0	0	0	0	0	0	0	0	0	0	3		
13:30	0	1	1	1	0	0	0	0	0	0	0	0	0	3		
13:45	4	1	1	1	0	0	0	0	0	0	0	0	0	7		
14:00	2	5	1	0	0	0	0	0	0	0	0	0	0	8		
14:15	2	0	2	0	0	0	0	0	0	0	0	0	0	4		
14:30	2	3	1	0	0	0	0	0	0	0	0	0	0	6		
14:45	0	2	4	0	0	0	0	0	0	0	0	0	0	6		
15:00	4	3	1	0	0	0	0	0	0	0	0	0	0	8		
15:15	1	4	1	1	0	0	0	0	0	0	0	0	0	7		
15:30	3	2	0	0	0	0	0	0	0	0	0	0	0	5		
15:45	2	5	0	0	0	0	0	0	0	0	0	0	0	7		
16:00	3	3	0	0	0	0	0	0	0	0	0	0	0	6		
16:15	2	3	1	0	0	0	0	0	0	0	0	0	0	6		
16:30	2	4	1	0	0	0	0	0	0	0	0	0	0	7		
16:45	2	1	2	0	0	0	0	0	0	0	0	0	0	5		
17:00	1	3	1	0	0	0	0	0	0	0	0	0	0	5		
17:15	2	1	1	0	0	0	0	0	0	0	0	0	0	4		
17:30	2	1	1	0	0	0	0	0	0	0	0	0	0	4		
17:45	0	3	2	0	0	0	0	0	0	0	0	0	0	5		
18:00	5	0	2	0	0	0	0	0	0	0	0	0	0	7		
18:15	1	0	1	0	0	0	0	0	0	0	0	0	0	2		
18:30	0	2	0	0	0	0	0	0	0	0	0	0	0	2		
18:45	2	0	0	0	0	0	0	0	0	0	0	0	0	2		
19:00	1	2	1	0	0	0	0	0	0	0	0	0	0	4		
19:15	1	0	1	0	0	0	0	0	0	0	0	0	0	2		
19:30	0	1	0	0	0	0	0	0	0	0	0	0	0	1		
19:45	0	1	0	0	0	0	0	0	0	0	0	0	0	1		
20:00	1	1	0	0	0	0	0	0	0	0	0	0	0	2		
20:15	0	0	0	0	0	0	0	0	0	0	0	0	0	0		
20:30	0	0	1	0	0	0	0	0	0	0	0	0	0	1		
20:45	0	0	1	0	0	0	0	0	0	0	0	0	0	1		
21:00	0	0	0	0	0	0	0	0	0	0	0	0	0	0		
21:15	1	0	0	0	0	0	0	0	0	0	0	0	0	1		
21:30	1	2	0	0	0	0	0	0	0	0	0	0	0	3		
21:45	0	0	0	0	0	0	0	0	0	0	0	0	0	0		
22:00	1	0	1	0	0	0	0	0	0	0	0	0	0	2		
22:15	0	0	0	0	0	0	0	0	0	0	0	0	0	0		
22:30	0	2	1	0	0	0	0	0	0	0	0	0	0	3		
22:45	0	1	0	0	0	0	0	0	0	0	0	0	0	1		
23:00	0	0	0	0	0	0	0	0	0	0	0	0	0	0		
23:15	0	0	0	0	0	0	0	0	0	0	0	0	0	0		
23:30	0	0	0	0	0	0	0	0	0	0	0	0	0	0		
23:45	0	0	0	0	0	0	0	0	0	0	0	0	0	0		
Totals	115	111	72	8										371		
% of Totals	42%	39%	17%	3%										100%		
AM Volumes	59	45	33	4	0	0	0	0	0	0	0	0	0	121		
% AM	21%	16%	9%	1%										43%		
AM Peak Hour	09:30	08:15	08:45	10:45										10:45		
Volume	15	12	5	2										30		
PM Volumes	56	66	36	4	0	0	0	0	0	0	0	0	0	122		
% PM	20%	23%	13%	1%										57%		
PM Peak Hour	13:45	15:45	14:00	13:00										14:30		
Volume	19	15	8	2										27		
Directional Peak Periods			AM 7-9		NOON 12-2		PM 4-6		Off Peak Volumes							
All Classes	Volume	27	←→	10%	Volume	34	←→	12%	Volume	42	←→	15%	Volume	180	←→	64%
Street Name	Direction	15th		50th		Average		85th		95th		ADT				
S Brighton St	Summary	9		16		16		21		24		283				

SPEED

S Brighton St Bet. W Olive Ave & S Edison Blvd

Day: Wednesday

Date: 1/19/2022

City: Burbank

Project #: CA22_020022_003n

North Bound

Time	< 15	15 - 19	20 - 24	25 - 29	30 - 34	35 - 39	40 - 44	45 - 49	50 - 54	55 - 59	60 - 64	65 - 69	70 +	Total
00:00 AM	0	0	0	0	0	0	0	0	0	0	0	0	0	0
01:00	0	0	0	0	0	0	0	0	0	0	0	0	0	0
02:00	0	0	0	0	0	0	0	0	0	0	0	0	0	0
03:00	0	0	0	0	0	0	0	0	0	0	0	0	0	0
04:00	0	0	0	1	0	0	0	0	0	0	0	0	0	1
05:00	0	0	0	0	0	0	0	0	0	0	0	0	0	0
06:00	4	1	1	0	0	0	0	0	0	0	0	0	0	6
07:00	2	1	0	0	0	0	0	0	0	0	0	0	0	3
08:00	5	4	1	0	0	0	0	0	0	0	0	0	0	10
09:00	6	6	2	0	0	0	0	0	0	0	0	0	0	14
10:00	5	2	0	1	0	0	0	0	0	0	0	0	0	8
11:00	4	3	4	0	0	0	0	0	0	0	0	0	0	11
12:00 PM	2	2	3	1	0	0	0	0	0	0	0	0	0	8
13:00	4	2	2	1	0	0	0	0	0	0	0	0	0	9
14:00	2	2	3	0	0	0	0	0	0	0	0	0	0	7
15:00	5	8	0	0	0	0	0	0	0	0	0	0	0	13
16:00	2	6	2	0	0	0	0	0	0	0	0	0	0	10
17:00	3	4	1	0	0	0	0	0	0	0	0	0	0	8
18:00	4	1	0	0	0	0	0	0	0	0	0	0	0	5
19:00	1	2	1	0	0	0	0	0	0	0	0	0	0	4
20:00	0	0	1	0	0	0	0	0	0	0	0	0	0	1
21:00	1	0	0	0	0	0	0	0	0	0	0	0	0	1
22:00	0	0	0	0	0	0	0	0	0	0	0	0	0	0
23:00	0	0	0	0	0	0	0	0	0	0	0	0	0	0
Totals	50	44	21	4										119
% of Totals	42%	37%	18%	3%										100%

AM Volumes	26	17	8	2	0	0	0	0	0	0	0	0	0	53		
% AM	22%	14%	7%	2%										45%		
AM Peak Hour	09:00	09:00	11:00	04:00										09:00		
Volume	6	6	4	1										14		
PM Volumes	24	27	13	2	0	0	0	0	0	0	0	0	0	66		
% PM	20%	23%	11%	2%										55%		
PM Peak Hour	15:00	15:00	12:00	12:00										15:00		
Volume	5	8	3	1										13		
Directional Peak Periods		AM 7-9				NOON 12-2				PM 4-6				Off Peak Volumes		
All Speeds		Volume		%		Volume		%		Volume		%		Volume	%	
		13	↔	11%		17	↔	14%		18	↔	15%		71	↔	60%

Street Name	Direction	Percentiles					
		15th	50th	Average	85th	95th	ADT
S Brighton St	North Bound	9	16	16	22	25	119
S Brighton St	South Bound	9	16	16	21	24	164

SPEED

S Brighton St Bet. W Olive Ave & S Edison Blvd

Day: Wednesday

Date: 1/19/2022

City: Burbank

Project #: CA22_020022_003s

South Bound

Time	< 15	15 - 19	20 - 24	25 - 29	30 - 34	35 - 39	40 - 44	45 - 49	50 - 54	55 - 59	60 - 64	65 - 69	70 +	Total
00:00 AM	0	0	0	0	0	0	0	0	0	0	0	0	0	0
01:00	0	0	0	0	0	0	0	0	0	0	0	0	0	0
02:00	0	0	0	0	0	0	0	0	0	0	0	0	0	0
03:00	0	0	0	0	0	0	0	0	0	0	0	0	0	0
04:00	0	0	0	0	0	0	0	0	0	0	0	0	0	0
05:00	0	0	0	0	0	0	0	0	0	0	0	0	0	0
06:00	5	2	0	0	0	0	0	0	0	0	0	0	0	7
07:00	3	1	0	0	0	0	0	0	0	0	0	0	0	4
08:00	4	6	0	0	0	0	0	0	0	0	0	0	0	10
09:00	5	4	2	0	0	0	0	0	0	0	0	0	0	11
10:00	10	7	2	0	0	0	0	0	0	0	0	0	0	19
11:00	6	8	1	2	0	0	0	0	0	0	0	0	0	17
12:00 PM	4	3	3	0	0	0	0	0	0	0	0	0	0	10
13:00	2	4	0	1	0	0	0	0	0	0	0	0	0	7
14:00	4	8	5	0	0	0	0	0	0	0	0	0	0	17
15:00	5	6	2	1	0	0	0	0	0	0	0	0	0	14
16:00	7	5	2	0	0	0	0	0	0	0	0	0	0	14
17:00	2	4	4	0	0	0	0	0	0	0	0	0	0	10
18:00	4	1	3	0	0	0	0	0	0	0	0	0	0	8
19:00	1	2	1	0	0	0	0	0	0	0	0	0	0	4
20:00	1	1	1	0	0	0	0	0	0	0	0	0	0	3
21:00	1	2	0	0	0	0	0	0	0	0	0	0	0	3
22:00	1	3	2	0	0	0	0	0	0	0	0	0	0	6
23:00	0	0	0	0	0	0	0	0	0	0	0	0	0	0
Totals	65	67	28	4										164
% of Totals	40%	41%	17%	2%										100%

AM Volumes	33	28	5	2	0	0	0	0	0	0	0	0	0	68	
% AM	20%	17%	3%	1%										41%	
AM Peak Hour	10:00	11:00	09:00	11:00										10:00	
Volume	10	8	2	2										19	
PM Volumes	32	39	23	2	0	0	0	0	0	0	0	0	0	96	
% PM	20%	24%	14%	1%										59%	
PM Peak Hour	16:00	14:00	14:00	13:00										14:00	
Volume	7	8	5	1										17	
Directional Peak Periods		AM 7-9				NOON 12-2				PM 4-6				Off Peak Volumes	
All Speeds		Volume		%	Volume		%	Volume		%	Volume		%		
		14	↔	9%	17	↔	10%	24	↔	15%	109	↔	66%		

Street Name	Direction	Percentiles					
		15th	50th	Average	85th	95th	ADT
S Brighton St	North Bound	9	16	16	22	25	119
S Brighton St	South Bound	9	16	16	21	24	164

SPEED

S Brighton St Bet. W Olive Ave & S Edison Blvd

Day: Wednesday

Date: 1/19/2022

City: Burbank

Project #: CA22_020022_003

Summary

Time	< 15	15 - 19	20 - 24	25 - 29	30 - 34	35 - 39	40 - 44	45 - 49	50 - 54	55 - 59	60 - 64	65 - 69	70 +	Total
00:00 AM	0	0	0	0	0	0	0	0	0	0	0	0	0	0
01:00	0	0	0	0	0	0	0	0	0	0	0	0	0	0
02:00	0	0	0	0	0	0	0	0	0	0	0	0	0	0
03:00	0	0	0	0	0	0	0	0	0	0	0	0	0	0
04:00	0	0	0	1	0	0	0	0	0	0	0	0	0	1
05:00	0	0	0	0	0	0	0	0	0	0	0	0	0	0
06:00	9	3	1	0	0	0	0	0	0	0	0	0	0	13
07:00	5	2	0	0	0	0	0	0	0	0	0	0	0	7
08:00	9	10	1	0	0	0	0	0	0	0	0	0	0	20
09:00	11	10	4	0	0	0	0	0	0	0	0	0	0	25
10:00	15	9	2	1	0	0	0	0	0	0	0	0	0	27
11:00	10	11	5	2	0	0	0	0	0	0	0	0	0	28
12:00 PM	6	5	6	1	0	0	0	0	0	0	0	0	0	18
13:00	6	6	2	2	0	0	0	0	0	0	0	0	0	16
14:00	6	10	8	0	0	0	0	0	0	0	0	0	0	24
15:00	10	14	2	1	0	0	0	0	0	0	0	0	0	27
16:00	9	11	4	0	0	0	0	0	0	0	0	0	0	24
17:00	5	8	5	0	0	0	0	0	0	0	0	0	0	18
18:00	8	2	3	0	0	0	0	0	0	0	0	0	0	13
19:00	2	4	2	0	0	0	0	0	0	0	0	0	0	8
20:00	1	1	2	0	0	0	0	0	0	0	0	0	0	4
21:00	2	2	0	0	0	0	0	0	0	0	0	0	0	4
22:00	1	3	2	0	0	0	0	0	0	0	0	0	0	6
23:00	0	0	0	0	0	0	0	0	0	0	0	0	0	0
Totals	115	111	49	8										283
% of Totals	41%	39%	17%	3%										100%

AM Volumes	59	45	13	4	0	0	0	0	0	0	0	0	0	121		
% AM	21%	16%	5%	1%										43%		
AM Peak Hour	10:00	11:00	11:00	11:00										11:00		
Volume	15	11	5	2										28		
PM Volumes	56	66	36	4	0	0	0	0	0	0	0	0	0	162		
% PM	20%	23%	13%	1%										57%		
PM Peak Hour	15:00	15:00	14:00	13:00										15:00		
Volume	10	14	8	2										27		
Directional Peak Periods		AM 7-9				NOON 12-2				PM 4-6				Off Peak Volumes		
All Speeds		Volume	↔		%	Volume	↔		%	Volume	↔		%	Volume	↔	
		27			10%	34			12%	42			15%	180		

Street Name	Direction	Percentiles					
		15th	50th	Average	85th	95th	ADT
S Brighton St	Summary	9	16	16	21	24	283

VOLUME

S Brighton St Bet. W Olive Ave & S Edison Blvd

Day: Wednesday
 Date: 1/19/2022

City: Burbank
 Project #: CA22_020022_003

DAILY TOTALS					NB	SB	EB	WB	Total		
					119	164	0	0	283		
AM Period	NB	SB	EB	WB	TOTAL	PM Period	NB	SB	EB	WB	TOTAL
00:00	0	0	0	0		12:00	1	2	0	0	3
00:15	0	0	0	0		12:15	2	3	0	0	5
00:30	0	0	0	0		12:30	2	2	0	0	4
00:45	0	0	0	0		12:45	3	8	3	10	6
01:00	0	0	0	0		13:00	0	3	0	0	3
01:15	0	0	0	0		13:15	0	3	0	0	3
01:30	0	0	0	0		13:30	2	1	0	0	3
01:45	0	0	0	0		13:45	7	9	0	7	7
02:00	0	0	0	0		14:00	0	8	0	0	8
02:15	0	0	0	0		14:15	2	2	0	0	4
02:30	0	0	0	0		14:30	2	4	0	0	6
02:45	0	0	0	0		14:45	3	7	3	17	6
03:00	0	0	0	0		15:00	4	4	0	0	8
03:15	0	0	0	0		15:15	2	5	0	0	7
03:30	0	0	0	0		15:30	2	3	0	0	5
03:45	0	0	0	0		15:45	5	13	2	14	7
04:00	0	0	0	0		16:00	3	3	0	0	6
04:15	0	0	0	0		16:15	2	4	0	0	6
04:30	0	0	0	0		16:30	2	5	0	0	7
04:45	1	1	0	0	1	1	3	10	2	14	5
05:00	0	0	0	0		16:45	3	10	2	14	5
05:15	0	0	0	0		17:00	4	1	0	0	5
05:30	0	0	0	0		17:15	1	3	0	0	4
05:45	0	0	0	0		17:30	2	2	0	0	4
06:00	0	1	0	0	1	17:45	1	8	4	10	5
06:15	2	0	0	0	2	18:00	2	5	0	0	7
06:30	1	4	0	0	5	18:15	1	1	0	0	2
06:45	3	6	2	7	5	18:30	1	1	0	0	2
07:00	1	2	0	0	3	18:45	1	5	1	8	2
07:15	1	0	0	0	1	19:00	3	1	0	0	4
07:30	0	1	0	0	1	19:15	0	2	0	0	2
07:45	1	3	1	4	2	19:30	0	1	0	0	1
08:00	1	3	0	0	4	19:45	1	4	0	4	1
08:15	4	1	0	0	5	20:00	0	2	0	0	2
08:30	2	1	0	0	3	20:15	0	0	0	0	0
08:45	3	10	5	10	8	20:30	1	0	0	0	1
09:00	5	3	0	0	8	20:45	0	1	1	3	1
09:15	2	2	0	0	4	21:00	0	0	0	0	0
09:30	2	3	0	0	5	21:15	1	0	0	0	1
09:45	5	14	3	11	8	21:30	0	3	0	0	3
10:00	1	3	0	0	4	21:45	0	1	0	3	0
10:15	4	7	0	0	11	22:00	0	2	0	0	2
10:30	1	1	0	0	2	22:15	0	0	0	0	0
10:45	2	8	8	19	10	22:30	0	3	0	0	3
11:00	2	4	0	0	6	22:45	0	1	6	0	1
11:15	1	4	0	0	5	23:00	0	0	0	0	0
11:30	3	6	0	0	9	23:15	0	0	0	0	0
11:45	5	11	3	17	8	23:30	0	0	0	0	0
11:45	5	11	3	17	8	23:45	0	0	0	0	0
TOTALS	53	68			121	TOTALS	66	96			162
SPLIT %	43.8%	56.2%			42.8%	SPLIT %	40.7%	59.3%			57.2%

DAILY TOTALS					NB	SB	EB	WB	Total
					119	164	0	0	283
AM Peak Hour	08:15	10:45		10:45	PM Peak Hour	15:00	14:00		14:30
AM Pk Volume	14	22		30	PM Pk Volume	13	17		27
Pk Hr Factor	0.700	0.688		0.750	Pk Hr Factor	0.650	0.531		0.844
7 - 9 Volume	13	14	0	27	4 - 6 Volume	18	24	0	42
7 - 9 Peak Hour	08:00	08:00		08:00	4 - 6 Peak Hour	16:15	16:00		16:00
7 - 9 Pk Volume	10	10	0	20	4 - 6 Pk Volume	11	14	0	24
Pk Hr Factor	0.625	0.500	0.000	0.625	Pk Hr Factor	0.688	0.700	0.000	0.857



SPEED

S Brighton St Bet. W Olive Ave & S Edison Blvd

Day: Thursday
Date: 1/20/2022

City: Burbank
Project #: CA22_020022_003n

North Bound

Time	< 15	15 - 19	20 - 24	25 - 29	30 - 34	35 - 39	40 - 44	45 - 49	50 - 54	55 - 59	60 - 64	65 - 69	70 +	Total
00:00 AM	0	0	0	0	0	0	0	0	0	0	0	0	0	0
01:00	0	0	1	0	0	0	0	0	0	0	0	0	0	1
02:00	0	0	0	0	0	0	0	0	0	0	0	0	0	0
03:00	0	0	0	0	0	0	0	0	0	0	0	0	0	0
04:00	0	0	1	0	0	0	0	0	0	0	0	0	0	1
05:00	0	0	0	0	0	0	0	0	0	0	0	0	0	0
06:00	0	3	1	0	0	0	0	0	0	0	0	0	0	4
07:00	3	0	2	0	0	0	0	0	0	0	0	0	0	5
08:00	5	3	3	1	0	0	0	0	0	0	0	0	0	12
09:00	0	6	4	1	0	0	0	0	0	0	0	0	0	11
10:00	4	6	2	1	0	0	0	0	0	0	0	0	0	13
11:00	2	2	1	2	0	0	0	0	0	0	0	0	0	7
12:00 PM	3	3	1	0	1	0	0	0	0	0	0	0	0	8
13:00	3	3	1	0	0	0	0	0	0	0	0	0	0	7
14:00	2	2	4	3	0	0	0	0	0	0	0	0	0	11
15:00	3	4	3	2	0	0	0	0	0	0	0	0	0	12
16:00	1	0	3	0	1	0	0	0	0	0	0	0	0	5
17:00	2	10	1	0	0	0	0	0	0	0	0	0	0	13
18:00	0	3	4	0	0	0	0	0	0	0	0	0	0	7
19:00	1	2	1	1	0	0	0	0	0	0	0	0	0	5
20:00	0	0	0	0	0	0	0	0	0	0	0	0	0	0
21:00	0	2	1	0	0	0	0	0	0	0	0	0	0	3
22:00	0	0	0	0	0	0	0	0	0	0	0	0	0	0
23:00	0	0	0	0	0	0	0	0	0	0	0	0	0	0
Totals	29	49	34	11	2									125
% of Totals	23%	39%	27%	9%	2%									100%

AM Volumes	14	20	15	5	0	0	0	0	0	0	0	0	0	54		
% AM	11%	16%	12%	4%										43%		
AM Peak Hour	08:00	09:00	09:00	11:00										10:00		
Volume	5	6	4	2										13		
PM Volumes	15	29	19	6	2	0	0	0	0	0	0	0	0	71		
% PM	12%	23%	15%	5%	2%									57%		
PM Peak Hour	12:00	17:00	14:00	14:00	12:00									17:00		
Volume	3	10	4	3	1									13		
Directional Peak Periods		AM 7-9				NOON 12-2				PM 4-6				Off Peak Volumes		
All Speeds		Volume	↔		%	Volume	↔		%	Volume	↔		%	Volume	↔	
		17			14%	15			12%	18			14%	75		

Street Name	Direction	Percentiles					
		15th	50th	Average	85th	95th	ADT
S Brighton St	North Bound	11	18	18	24	28	125
S Brighton St	South Bound	11	18	17	23	26	163

SPEED

S Brighton St Bet. W Olive Ave & S Edison Blvd

Day: Thursday
Date: 1/20/2022

City: Burbank
Project #: CA22_020022_003s

South Bound

Time	< 15	15 - 19	20 - 24	25 - 29	30 - 34	35 - 39	40 - 44	45 - 49	50 - 54	55 - 59	60 - 64	65 - 69	70 +	Total
00:00 AM	0	0	0	0	0	0	0	0	0	0	0	0	0	0
01:00	0	0	1	0	0	0	0	0	0	0	0	0	0	1
02:00	0	0	0	0	0	0	0	0	0	0	0	0	0	0
03:00	0	0	0	0	0	0	0	0	0	0	0	0	0	0
04:00	0	0	0	0	0	0	0	0	0	0	0	0	0	0
05:00	0	0	0	0	0	0	0	0	0	0	0	0	0	0
06:00	2	0	0	1	0	0	0	0	0	0	0	0	0	3
07:00	4	3	1	0	0	0	0	0	0	0	0	0	0	8
08:00	5	7	1	1	1	0	0	0	0	0	0	0	0	15
09:00	2	6	3	0	0	0	0	0	0	0	0	0	0	11
10:00	3	11	2	0	0	0	0	0	0	0	0	0	0	16
11:00	2	7	4	2	0	0	0	0	0	0	0	0	0	15
12:00 PM	2	4	3	1	1	0	0	0	0	0	0	0	0	11
13:00	6	4	5	0	1	0	0	0	0	0	0	0	0	16
14:00	3	4	3	1	0	0	0	0	0	0	0	0	0	11
15:00	3	4	4	0	0	0	0	0	0	0	0	0	0	11
16:00	5	7	3	0	0	0	0	0	0	0	0	0	0	15
17:00	3	4	3	0	0	0	0	0	0	0	0	0	0	10
18:00	1	7	1	0	0	0	0	0	0	0	0	0	0	9
19:00	0	3	3	0	0	0	0	0	0	0	0	0	0	6
20:00	2	1	0	0	0	0	0	0	0	0	0	0	0	3
21:00	0	1	0	0	0	0	0	0	0	0	0	0	0	1
22:00	0	0	1	0	0	0	0	0	0	0	0	0	0	1
23:00	0	0	0	0	0	0	0	0	0	0	0	0	0	0
Totals	43	73	38	6	3									163
% of Totals	26%	45%	23%	4%	2%									100%

AM Volumes	18	34	12	4	1	0	0	0	0	0	0	0	0	69		
% AM	11%	21%	7%	2%	1%									42%		
AM Peak Hour	08:00	10:00	11:00	11:00	08:00									10:00		
Volume	5	11	4	2	1									16		
PM Volumes	25	39	26	2	2	0	0	0	0	0	0	0	0	94		
% PM	15%	24%	16%	1%	1%									58%		
PM Peak Hour	13:00	16:00	13:00	12:00	12:00									13:00		
Volume	6	7	5	1	1									16		
Directional Peak Periods		AM 7-9				NOON 12-2				PM 4-6				Off Peak Volumes		
All Speeds		Volume	↔		%	Volume	↔		%	Volume	↔		%	Volume	↔	
		23			14%	27			17%	25			15%	88		

Street Name	Direction	Percentiles					
		15th	50th	Average	85th	95th	ADT
S Brighton St	North Bound	11	18	18	24	28	125
S Brighton St	South Bound	11	18	17	23	26	163

SPEED

S Brighton St Bet. W Olive Ave & S Edison Blvd

Day: Thursday
Date: 1/20/2022

City: Burbank
Project #: CA22_020022_003

Summary

Time	< 15	15 - 19	20 - 24	25 - 29	30 - 34	35 - 39	40 - 44	45 - 49	50 - 54	55 - 59	60 - 64	65 - 69	70 +	Total
00:00 AM	0	0	0	0	0	0	0	0	0	0	0	0	0	0
01:00	0	0	2	0	0	0	0	0	0	0	0	0	0	2
02:00	0	0	0	0	0	0	0	0	0	0	0	0	0	0
03:00	0	0	0	0	0	0	0	0	0	0	0	0	0	0
04:00	0	0	1	0	0	0	0	0	0	0	0	0	0	1
05:00	0	0	0	0	0	0	0	0	0	0	0	0	0	0
06:00	2	3	1	1	0	0	0	0	0	0	0	0	0	7
07:00	7	3	3	0	0	0	0	0	0	0	0	0	0	13
08:00	10	10	4	2	1	0	0	0	0	0	0	0	0	27
09:00	2	12	7	1	0	0	0	0	0	0	0	0	0	22
10:00	7	17	4	1	0	0	0	0	0	0	0	0	0	29
11:00	4	9	5	4	0	0	0	0	0	0	0	0	0	22
12:00 PM	5	7	4	1	2	0	0	0	0	0	0	0	0	19
13:00	9	7	6	0	1	0	0	0	0	0	0	0	0	23
14:00	5	6	7	4	0	0	0	0	0	0	0	0	0	22
15:00	6	8	7	2	0	0	0	0	0	0	0	0	0	23
16:00	6	7	6	0	1	0	0	0	0	0	0	0	0	20
17:00	5	14	4	0	0	0	0	0	0	0	0	0	0	23
18:00	1	10	5	0	0	0	0	0	0	0	0	0	0	16
19:00	1	5	4	1	0	0	0	0	0	0	0	0	0	11
20:00	2	1	0	0	0	0	0	0	0	0	0	0	0	3
21:00	0	3	1	0	0	0	0	0	0	0	0	0	0	4
22:00	0	0	1	0	0	0	0	0	0	0	0	0	0	1
23:00	0	0	0	0	0	0	0	0	0	0	0	0	0	0
Totals	72	122	72	17	5									288
% of Totals	25%	42%	25%	6%	2%									100%

AM Volumes	32	54	27	9	1	0	0	0	0	0	0	0	0	123		
% AM	11%	19%	9%	3%	0%									43%		
AM Peak Hour	08:00	10:00	09:00	11:00	08:00									10:00		
Volume	10	17	7	4	1									29		
PM Volumes	40	68	45	8	4	0	0	0	0	0	0	0	0	165		
% PM	14%	24%	16%	3%	1%									57%		
PM Peak Hour	13:00	17:00	14:00	14:00	12:00									13:00		
Volume	9	14	7	4	2									23		
Directional Peak Periods		AM 7-9				NOON 12-2				PM 4-6				Off Peak Volumes		
All Speeds		Volume	↔		%	Volume	↔		%	Volume	↔		%	Volume	↔	
		40			14%	42			15%	43			15%	163		

Street Name	Direction	Percentiles					
		15th	50th	Average	85th	95th	ADT
S Brighton St	Summary	11	18	18	24	27	288

VOLUME

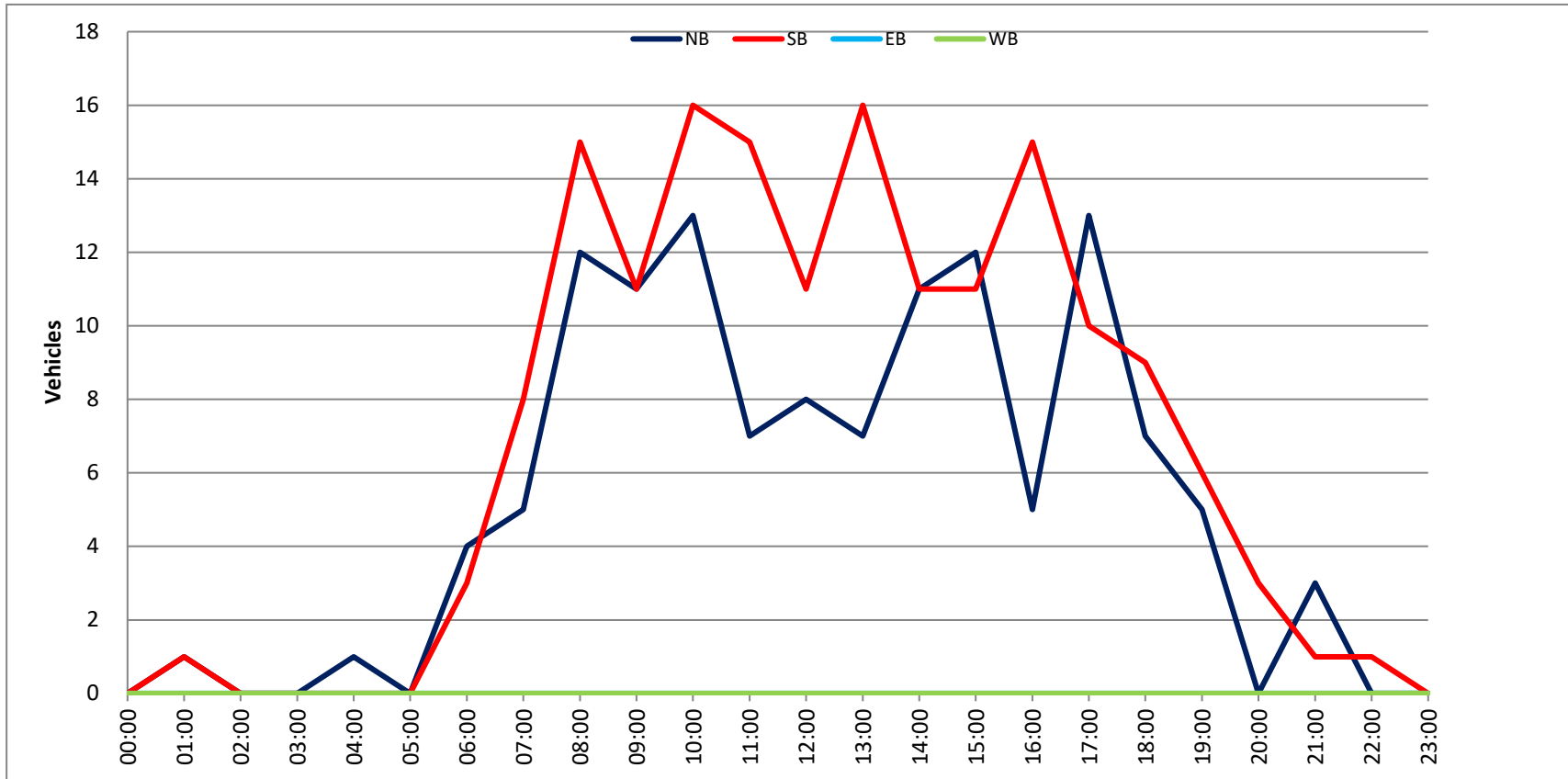
S Brighton St Bet. W Olive Ave & S Edison Blvd

Day: Thursday
 Date: 1/20/2022

City: Burbank
 Project #: CA22_020022_003

DAILY TOTALS					NB	SB	EB	WB	Total		
					125	163	0	0	288		
AM Period	NB	SB	EB	WB	TOTAL	PM Period	NB	SB	EB	WB	TOTAL
00:00	0	0	0	0		12:00	1	5	0	0	6
00:15	0	0	0	0		12:15	3	3	0	0	6
00:30	0	0	0	0		12:30	3	0	0	0	3
00:45	0	0	0	0		12:45	1	8	3	11	4
01:00	0	1	0	0	1	13:00	1	4	0	0	5
01:15	1	0	0	0	1	13:15	1	1	0	0	2
01:30	0	0	0	0		13:30	2	6	0	0	8
01:45	0	1	0	1	2	13:45	3	7	5	16	8
02:00	0	0	0	0		14:00	0	3	0	0	3
02:15	0	0	0	0		14:15	4	1	0	0	5
02:30	0	0	0	0		14:30	2	0	0	0	2
02:45	0	0	0	0		14:45	5	11	7	11	12
03:00	0	0	0	0		15:00	3	3	0	0	6
03:15	0	0	0	0		15:15	4	5	0	0	9
03:30	0	0	0	0		15:30	2	2	0	0	4
03:45	0	0	0	0		15:45	3	12	1	11	4
04:00	0	0	0	0		16:00	0	2	0	0	2
04:15	0	0	0	0		16:15	3	8	0	0	11
04:30	1	0	0	0	1	16:30	0	2	0	0	2
04:45	0	1	0	0	1	16:45	2	5	3	15	5
05:00	0	0	0	0		17:00	6	2	0	0	8
05:15	0	0	0	0		17:15	3	5	0	0	8
05:30	0	0	0	0		17:30	3	2	0	0	5
05:45	0	0	0	0		17:45	1	13	1	10	2
06:00	0	0	0	0		18:00	4	2	0	0	6
06:15	2	0	0	0	2	18:15	1	2	0	0	3
06:30	0	1	0	0	1	18:30	1	4	0	0	5
06:45	2	4	2	3	4	18:45	1	7	1	9	2
07:00	1	2	0	0	3	19:00	1	2	0	0	3
07:15	0	2	0	0	2	19:15	3	3	0	0	6
07:30	1	0	0	0	1	19:30	0	1	0	0	1
07:45	3	5	4	8	7	19:45	1	5	0	6	1
08:00	3	4	0	0	7	20:00	0	2	0	0	2
08:15	3	4	0	0	7	20:15	0	0	0	0	
08:30	2	5	0	0	7	20:30	0	0	0	0	
08:45	4	12	2	15	6	20:45	0	1	3	0	1
09:00	5	2	0	0	7	21:00	1	0	0	0	1
09:15	0	2	0	0	2	21:15	0	0	0	0	
09:30	2	5	0	0	7	21:30	1	1	0	0	2
09:45	4	11	2	11	6	21:45	1	3	0	1	1
10:00	8	7	0	0	15	22:00	0	0	0	0	
10:15	2	5	0	0	7	22:15	0	1	0	0	1
10:30	1	1	0	0	2	22:30	0	0	0	0	
10:45	2	13	3	16	5	22:45	0	0	1	0	1
11:00	2	5	0	0	7	23:00	0	0	0	0	
11:15	0	4	0	0	4	23:15	0	0	0	0	
11:30	2	3	0	0	5	23:30	0	0	0	0	
11:45	3	7	3	15	6	23:45	0	0	0	0	
TOTALS	54	69			123	TOTALS	71	94			165
SPLIT %	43.9%	56.1%			42.7%	SPLIT %	43.0%	57.0%			57.3%

DAILY TOTALS					NB	SB	EB	WB	Total
					125	163	0	0	288
AM Peak Hour	09:30	09:30		09:30	PM Peak Hour	14:15	14:45		14:45
AM Pk Volume	16	19		35	PM Pk Volume	14	17		31
Pk Hr Factor	0.500	0.679		0.583	Pk Hr Factor	0.700	0.607		0.646
7 - 9 Volume	17	23	0	40	4 - 6 Volume	18	25	0	43
7 - 9 Peak Hour	08:00	07:45		07:45	4 - 6 Peak Hour	16:45	16:00		16:15
7 - 9 Pk Volume	12	17	0	28	4 - 6 Pk Volume	14	15	0	26
Pk Hr Factor	0.750	0.850	0.000	1.000	Pk Hr Factor	0.583	0.469	0.000	0.591



Prepared by National Data & Surveying Services
SPEED
 S Lincoln St Bet. W Oak St & W Alameda Ave

Day: Tuesday
 Date: 1/18/2022

City: Burbank
 Project #: CA22_020022_004a

North Bound

Time	<15	15-19	20-24	25-29	30-34	35-39	40-44	45-49	50-54	55-59	60-64	65-69	70+	Total
00:00 AM	0	0	0	0	0	0	0	0	0	0	0	0	0	0
00:15	0	0	0	0	0	0	0	0	0	0	0	0	0	0
00:30	0	0	0	0	0	0	0	0	0	0	0	0	0	0
00:45	0	0	0	0	0	0	0	0	0	0	0	0	0	0
01:00	0	0	0	1	0	0	0	0	0	0	0	0	0	1
01:15	0	0	0	0	0	0	0	0	0	0	0	0	0	0
01:30	0	0	0	0	0	0	0	0	0	0	0	0	0	0
01:45	0	0	0	0	0	0	0	0	0	0	0	0	0	0
02:00	0	0	0	1	0	0	0	0	0	0	0	0	0	1
02:15	0	0	0	0	0	0	0	0	0	0	0	0	0	0
02:30	0	0	0	0	0	0	0	0	0	0	0	0	0	0
02:45	0	0	0	0	0	0	0	0	0	0	0	0	0	0
03:00	0	0	0	0	0	0	0	0	0	0	0	0	0	0
03:15	0	0	0	0	0	0	0	0	0	0	0	0	0	0
03:30	0	0	0	0	0	0	0	0	0	0	0	0	0	0
03:45	0	0	0	0	0	0	0	0	0	0	0	0	0	0
04:00	0	0	0	0	0	0	0	0	0	0	0	0	0	0
04:15	0	1	0	0	0	0	0	0	0	0	0	0	0	1
04:30	0	0	0	0	0	0	0	0	0	0	0	0	0	0
04:45	0	0	0	0	0	0	0	0	0	0	0	0	0	0
05:00	0	0	0	0	0	0	0	0	0	0	0	0	0	0
05:15	0	0	0	0	0	0	0	0	0	0	0	0	0	0
05:30	0	0	0	0	0	0	0	0	0	0	0	0	0	0
05:45	0	0	0	0	0	0	0	0	0	0	0	0	0	0
06:00	0	0	0	0	0	0	0	0	0	0	0	0	0	0
06:15	0	0	0	0	0	0	0	0	0	0	0	0	0	0
06:30	0	0	0	0	0	0	0	0	0	0	0	0	0	0
06:45	0	0	0	0	0	0	0	0	0	0	0	0	0	0
07:00	0	0	0	0	0	0	0	0	0	0	0	0	0	0
07:15	0	1	0	1	0	1	0	0	0	0	0	0	0	2
07:30	0	0	1	1	0	1	0	0	0	0	0	0	0	3
07:45	0	0	0	2	0	0	0	0	0	0	0	0	0	2
08:00	0	0	0	1	1	0	0	0	0	0	0	0	0	2
08:15	1	0	0	1	0	1	0	0	0	0	0	0	0	3
08:30	0	0	1	0	1	0	0	0	0	0	0	0	0	2
08:45	0	0	0	0	0	0	0	0	0	0	0	0	0	0
09:00	0	0	1	0	2	1	0	0	0	0	0	0	0	4
09:15	0	0	0	1	0	0	0	0	0	0	0	0	0	1
09:30	0	0	0	1	1	0	0	0	0	0	0	0	0	2
09:45	0	0	0	1	0	0	0	0	0	0	0	0	0	1
10:00	0	0	1	0	3	0	0	0	0	0	0	0	0	4
10:15	0	1	2	0	0	0	0	0	0	0	0	0	0	3
10:30	0	0	0	0	0	0	0	0	0	0	0	0	0	0
10:45	0	0	0	0	0	0	0	0	0	0	0	0	0	0
11:00	0	1	4	1	0	1	0	0	0	0	0	0	0	7
11:15	1	0	1	0	0	0	0	0	0	0	0	0	0	2
11:30	0	1	0	0	0	0	0	0	0	0	0	0	0	1
11:45	0	1	1	1	2	0	0	0	0	0	0	0	0	5
12:00 PM	0	1	0	0	3	1	0	0	0	0	0	0	0	5
12:15	0	2	3	1	0	0	0	0	0	0	0	0	0	6
12:30	0	1	1	2	1	0	0	0	0	0	0	0	0	5
12:45	0	0	0	0	1	0	0	0	0	0	0	0	0	1
13:00	0	0	0	0	0	0	0	0	0	0	0	0	0	0
13:15	0	0	1	3	0	0	0	0	0	0	0	0	0	4
13:30	0	1	1	0	0	0	0	0	0	0	0	0	0	2
13:45	0	0	1	0	1	0	0	0	0	0	0	0	0	2
14:00	0	0	0	0	1	0	0	0	0	0	0	0	0	1
14:15	2	0	1	1	0	0	0	0	0	0	0	0	0	4
14:30	1	1	0	0	0	0	0	0	0	0	0	0	0	2
14:45	0	0	0	0	0	0	0	0	0	0	0	0	0	0
15:00	0	0	0	0	0	0	0	0	0	0	0	0	0	0
15:15	1	0	1	3	0	0	0	0	0	0	0	0	0	5
15:30	0	1	0	0	0	0	0	0	0	0	0	0	0	1
15:45	0	1	0	0	0	0	0	0	0	0	0	0	0	1
16:00	0	0	0	0	0	0	0	0	0	0	0	0	0	0
16:15	1	0	0	0	1	0	0	0	0	0	0	0	0	2
16:30	0	1	0	1	0	0	0	0	0	0	0	0	0	2
16:45	0	1	0	1	1	0	0	0	0	0	0	0	0	3
17:00	0	0	1	1	2	0	0	0	0	0	0	0	0	4
17:15	0	0	1	0	0	0	0	0	0	0	0	0	0	1
17:30	0	0	2	0	1	0	0	0	0	0	0	0	0	2
17:45	0	0	3	0	2	1	0	0	0	0	0	0	0	5
18:00	1	1	0	0	1	0	0	0	0	0	0	0	0	3
18:15	0	0	0	0	0	0	0	0	0	0	0	0	0	0
18:30	0	0	0	1	1	0	0	0	0	0	0	0	0	2
18:45	0	0	1	1	0	0	0	0	0	0	0	0	0	2
19:00	0	0	0	0	0	0	0	0	0	0	0	0	0	0
19:15	0	0	0	0	0	0	0	0	0	0	0	0	0	0
19:30	0	1	0	0	1	0	0	0	0	0	0	0	0	2
19:45	0	0	0	0	1	0	0	0	0	0	0	0	0	1
20:00	0	0	0	0	1	0	0	0	0	0	0	0	0	1
20:15	0	0	0	0	0	0	0	0	0	0	0	0	0	0
20:30	0	0	0	0	0	0	0	0	0	0	0	0	0	0
20:45	0	0	0	0	0	0	0	0	0	0	0	0	0	0
21:00	0	0	0	1	0	0	0	0	0	0	0	0	0	1
21:15	0	0	0	0	0	0	0	0	0	0	0	0	0	0
21:30	0	0	0	0	0	0	0	0	0	0	0	0	0	0
21:45	0	0	0	0	0	0	0	0	0	0	0	0	0	0
22:00	0	0	0	0	0	0	0	0	0	0	0	0	0	0
22:15	0	0	0	0	2	0	0	0	0	0	0	0	0	2
22:30	0	0	0	1	0	0	0	0	0	0	0	0	0	1
22:45	0	0	0	0	0	0	0	0	0	0	0	0	0	0
23:00	0	0	0	0	0	0	0	0	0	0	0	0	0	0
23:15	0	0	0	0	1	0	0	0	0	0	0	0	0	1
23:30	0	0	0	0	0	0	0	0	0	0	0	0	0	0
23:45	0	0	0	0	0	0	0	0	0	0	0	0	0	0
ADT Totals	6	17	30	11	27	6								122
% of Totals	7%	14%	25%	27%	22%	6%								100%

AM Volumes	7	5	13	12	10	5	0	0	0	0	0	0	0	47
% AMH	2%	4%	11%	10%	8%	4%								39%
AM Peak Hour	07:30	11:30	10:15	07:30	11:45	06:45								11:45
Volume	1	5	8	5	6	2								21
PM Volumes	6	12	17	11	17	2	0	0	0	0	0	0	0	75
% PMH	5%	10%	14%	17%	14%	2%								61%
PM Peak Hour	13:45	12:00	17:00	12:30	17:00	12:00								12:00
Volume	1	4	7	5	5	1								17
Directional Peak Periods	AM 7-9			NOON 12-2			PM 4-6			Off Peak Volumes				
All Classes	Volume	← 11%		Volume	← 20%		Volume	← 16%		Volume	← 52%		%	

Street Name	Direction	Percentiles					ADT
		15th	50th	Average	85th	95th	
S Lincoln St	North Bound	18	26	25	33	36	122
S Lincoln St	South Bound	16	24	23	30	33	139

Prepared by National Data & Surveying Services
SPEED
 S Lincoln St Bet. W Oak St & W Alameda Ave

Day: Tuesday
 Date: 1/18/2022

City: Burbank
 Project #: CA22_020022_004s

South Bound

Time	<15	15-19	20-24	25-29	30-34	35-39	40-44	45-49	50-54	55-59	60-64	65-69	70+	Total
00:00 AM	0	0	0	0	0	0	0	0	0	0	0	0	0	0
00:15	0	0	0	0	0	0	0	0	0	0	0	0	0	0
00:30	0	0	0	0	0	0	0	0	0	0	0	0	0	0
00:45	0	0	1	0	0	0	0	0	0	0	0	0	0	1
01:00	0	0	0	0	0	0	0	0	0	0	0	0	0	0
01:15	0	0	0	0	0	0	0	0	0	0	0	0	0	0
01:30	0	0	0	0	0	0	0	0	0	0	0	0	0	0
01:45	0	0	0	0	0	0	0	0	0	0	0	0	0	0
02:00	0	0	0	0	0	0	0	0	0	0	0	0	0	0
02:15	0	0	0	0	0	0	0	0	0	0	0	0	0	0
02:30	0	0	0	0	0	0	0	0	0	0	0	0	0	0
02:45	0	0	0	0	0	0	0	0	0	0	0	0	0	0
03:00	0	0	0	0	0	0	0	0	0	0	0	0	0	0
03:15	0	0	0	0	0	0	0	0	0	0	0	0	0	0
03:30	0	0	0	0	0	0	0	0	0	0	0	0	0	0
03:45	0	0	0	0	0	0	0	0	0	0	0	0	0	0
04:00	0	0	0	0	0	0	0	0	0	0	0	0	0	0
04:15	0	0	0	0	0	0	0	0	0	0	0	0	0	0
04:30	0	0	0	0	0	0	0	0	0	0	0	0	0	0
04:45	0	1	0	0	0	0	0	0	0	0	0	0	0	1
05:00	0	0	0	0	0	0	0	0	0	0	0	0	0	0
05:15	0	0	0	0	0	0	0	0	0	0	0	0	0	0
05:30	0	0	0	0	0	0	0	0	0	0	0	0	0	0
05:45	0	0	0	0	0	0	0	0	0	0	0	0	0	0
06:00	0	0	0	0	0	0	0	0	0	0	0	0	0	0
06:15	1	1	0	1	0	0	0	0	0	0	0	0	0	3
06:30	0	0	0	0	0	0	0	0	0	0	0	0	0	0
06:45	0	0	0	1	1	0	0	0	0	0	0	0	0	2
07:00	0	0	0	0	0	0	0	0	0	0	0	0	0	0
07:15	0	0	1	0	0	0	0	0	0	0	0	0	0	1
07:30	0	1	0	1	1	0	0	0	0	0	0	0	0	3
07:45	0	0	2	2	0	0	0	0	0	0	0	0	0	4
08:00	0	0	1	1	0	0	0	0	0	0	0	0	0	2
08:15	1	1	1	1	0	0	0	0	0	0	0	0	0	4
08:30	1	0	1	0	1	0	0	0	0	0	0	0	0	3
08:45	0	1	0	3	0	0	0	0	0	0	0	0	0	4
09:00	0	0	0	0	0	0	0	0	0	0	0	0	0	0
09:15	0	0	1	0	0	0	0	0	0	0	0	0	0	1
09:30	0	0	1	0	1	0	0	0	0	0	0	0	0	2
09:45	0	0	1	2	1	0	0	0	0	0	0	0	0	4
10:00	0	0	1	2	0	0	0	0	0	0	0	0	0	3
10:15	0	0	1	2	1	0	0	0	0	0	0	0	0	4
10:30	0	0	1	0	0	0	0	0	0	0	0	0	0	1
10:45	2	0	3	0	0	0	0	0	0	0	0	0	0	5
11:00	0	0	0	0	0	0	0	0	0	0	0	0	0	0
11:15	0	0	2	1	0	0	0	0	0	0	0	0	0	3
11:30	0	1	1	1	1	1	0	0	0	0	0	0	0	5
11:45	0	0	1	0	1	0	0	0	0	0	0	0	0	3
12:00 PM	0	2	0	1	0	0	0	0	0	0	0	0	0	3
12:15	0	0	1	6	0	0	0	0	0	0	0	0	0	7
12:30	1	1	2	1	0	0	0	0	0	0	0	0	0	5
12:45	1	1	2	0	0	0	0	0	0	0	0	0	0	5
13:00	0	0	2	1	0	0	0	0	0	0	0	0	0	3
13:15	0	2	0	0	0	0	0	0	0	0	0	0	0	2
13:30	1	0	1	2	1	0	0	0	0	0	0	0	0	5
13:45	0	3	0	0	2	0	0	0	0	0	0	0	0	5
14:00	1	0	0	0	0	0	0	0	0	0	0	0	0	1
14:15	2	1	0	0	0	0	0	0	0	0	0	0	0	3
14:30	0	1	0	2	0	0	0	0	0	0	0	0	0	3
14:45	0	1	0	2	0	0	0	0	0	0	0	0	0	3
15:00	0	2	3	0	0	0	0	0	0	0	0	0	0	5
15:15	1	0	2	0	0	1	0	0	0	0	0	0	0	4
15:30	0	0	0	0	0	0	0	0	0	0	0	0	0	0
15:45	0	0	1	1	0	0	0	0	0	0	0	0	0	2
16:00	2	1	0	1	0	0	0	0	0	0	0	0	0	4
16:15	0	0	0	0	0	0	0	0	0	0	0	0	0	0
16:30	2	0	0	2	1	0	0	0	0	0	0	0	0	5
16:45	0	1	1	1	1	0	0	0	0	0	0	0	0	4
17:00	0	0	0	1	0	0	0	0	0	0	0	0	0	1
17:15	0	1	1	0	0	0	0	0	0	0	0	0	0	2
17:30	0	0	0	0	0	0	0	0	0	0	0	0	0	0
17:45	0	0	0	1	0	0	0	0	0	0	0	0	0	1
18:00	0	0	0	0	0	0	0	0	0	0	0	0	0	0
18:15	0	0	0	0	0	0	0	0	0	0	0	0	0	0
18:30	0	0	1	0	0	0	0	0	0	0	0	0	0	1
18:45	0	0	0	1	0	0	0	0	0	0	0	0	0	1
19:00	0	0	0	0	0	0	0	0	0	0	0	0	0	0
19:15	0	0	0	1	0	0	0	0	0	0	0	0	0	1
19:30	0	0	0	0	0	0	0	0	0	0	0	0	0	0
19:45	0	0	0	0	0	0	0	0	0	0	0	0	0	0
20:00	0	0	0	0	0	0	0	0	0	0	0	0	0	0
20:15	0	0	0	0	0	0	0	0	0	0	0	0	0	0
20:30	0	0	0	0	0	0	0	0	0	0	0	0	0	0
20:45	0	0	0	0	0	0	0	0	0	0	0	0	0	0
21:00	0	0	0	0	0	0	0	0	0	0	0	0	0	0
21:15	0	0	0	0	0	0	0	0	0	0	0	0	0	0
21:30	0	0	0	2	0	0	0	0	0	0	0	0	0	2
21:45	0	0	0	0	0	0	0	0	0	0	0	0	0	0
22:00	0	0	0	0	0	0	0	0	0	0	0	0	0	0
22:15	0	0	0	0	0	0	0	0	0	0	0	0	0	0
22:30	0	0	0	0	0	0	0	0	0	0	0	0	0	0
22:45	0	0	1	0	0	0	0	0	0	0	0	0	0	1
23:00	0	0	0	0	0	0	0	0	0	0	0	0	0	0
23:15	0	0	0	0	0	0	0	0	0	0	0	0	0	0
23:30	0	0	0	0	0	0	0	0	0	0	0	0	0	0
23:45	0	0	0	0	0	0	0	0	0	0	0	0	0	0
ADT Totals	11	12	15	14	15	12								111
% of Totals	12%	17%	25%	35%	13%	3%								100%
AM Volumes	5	6	10	10	7	1	0	0	0	0	0	0	0	57
% AMH	4%	4%	14%	14%	5%	3%								41%
AM Peak Hour Volume	7	11	10	11	10	10								113
PM Volumes	41	47	46	49	48	1	0	0	0	0	0	0	0	59
% PMH	8%	12%	12%	21%	6%	3%								59%
PM Peak Hour Volume	13	13	15	13	14	14								120
Directional Peak Periods	AM 7-9		NOON 12-2		PM 4-6		Off Peak Volumes							
All Classes	Volume	21	15%	Volume	35	25%	Volume	18	13%	Volume	65	47%		
Street Name	Direction	15th		50th		Average		85th		95th		ADT		
S Lincoln St	North Bound	18		26		25		33		36		122		
S Lincoln St	South Bound	16		24		23		30		33		139		

Prepared by National Data & Surveying Services
SPEED
 S Lincoln St Bet. W Oak St & W Alameda Ave

Day: Tuesday
 Date: 1/18/2022

City: Burbank
 Project #: CA22_020022_004

Summary

Time	<15	15-19	20-24	25-29	30-34	35-39	40-44	45-49	50-54	55-59	60-64	65-69	70+	Total
00:00 AM	0	0	0	0	0	0	0	0	0	0	0	0	0	0
00:15	0	0	0	0	0	0	0	0	0	0	0	0	0	0
00:30	0	0	0	0	0	0	0	0	0	0	0	0	0	0
00:45	0	0	1	0	0	0	0	0	0	0	0	0	0	1
01:00	0	0	0	1	0	0	0	0	0	0	0	0	0	1
01:15	0	0	0	0	0	0	0	0	0	0	0	0	0	0
01:30	0	0	0	0	0	0	0	0	0	0	0	0	0	0
01:45	0	0	0	0	0	0	0	0	0	0	0	0	0	0
02:00	0	0	0	1	0	0	0	0	0	0	0	0	0	1
02:15	0	0	0	0	0	0	0	0	0	0	0	0	0	0
02:30	0	0	0	0	0	0	0	0	0	0	0	0	0	0
02:45	0	0	0	0	0	0	0	0	0	0	0	0	0	0
03:00	0	0	0	0	0	0	0	0	0	0	0	0	0	0
03:15	0	0	0	0	0	0	0	0	0	0	0	0	0	0
03:30	0	0	0	0	0	0	0	0	0	0	0	0	0	0
03:45	0	0	0	0	0	0	0	0	0	0	0	0	0	0
04:00	0	0	0	0	0	0	0	0	0	0	0	0	0	0
04:15	0	1	0	0	0	0	0	0	0	0	0	0	0	1
04:30	0	0	0	0	0	0	0	0	0	0	0	0	0	0
04:45	0	1	0	0	0	0	0	0	0	0	0	0	0	1
05:00	0	0	0	0	0	0	0	0	0	0	0	0	0	0
05:15	0	0	0	0	0	0	0	0	0	0	0	0	0	0
05:30	0	0	0	0	0	0	0	0	0	0	0	0	0	0
05:45	0	0	0	0	0	0	0	0	0	0	0	0	0	0
06:00	0	0	0	0	0	0	0	0	0	0	0	0	0	0
06:15	1	1	0	1	0	0	0	0	0	0	0	0	0	3
06:30	0	0	0	0	0	0	0	0	0	0	0	0	0	0
06:45	0	0	0	1	1	0	0	0	0	0	0	0	0	2
07:00	0	0	0	0	0	0	0	0	0	0	0	0	0	0
07:15	0	2	0	2	0	1	0	0	0	0	0	0	0	5
07:30	0	1	1	2	1	1	0	0	0	0	0	0	0	6
07:45	0	0	2	4	0	0	0	0	0	0	0	0	0	6
08:00	0	0	1	2	1	0	0	0	0	0	0	0	0	4
08:15	2	1	1	2	0	1	0	0	0	0	0	0	0	7
08:30	1	0	2	0	2	0	0	0	0	0	0	0	0	5
08:45	0	1	0	3	0	0	0	0	0	0	0	0	0	4
09:00	0	0	1	0	2	1	0	0	0	0	0	0	0	4
09:15	0	0	1	1	0	0	0	0	0	0	0	0	0	2
09:30	0	0	1	1	2	0	0	0	0	0	0	0	0	4
09:45	0	0	1	3	1	0	0	0	0	0	0	0	0	5
10:00	0	0	2	2	3	0	0	0	0	0	0	0	0	7
10:15	0	1	3	2	1	0	0	0	0	0	0	0	0	7
10:30	0	0	1	0	0	0	0	0	0	0	0	0	0	1
10:45	2	0	3	0	0	0	0	0	0	0	0	0	0	5
11:00	0	1	4	1	0	1	0	0	0	0	0	0	0	7
11:15	1	0	3	1	0	0	0	0	0	0	0	0	0	5
11:30	0	2	1	1	1	1	0	0	0	0	0	0	0	6
11:45	0	1	1	2	0	0	0	0	0	0	0	0	0	6
12:00 PM	0	3	0	1	3	1	0	0	0	0	0	0	0	8
12:15	0	2	4	7	0	0	0	0	0	0	0	0	0	13
12:30	1	2	3	3	1	0	0	0	0	0	0	0	0	10
12:45	1	1	1	2	0	0	0	0	0	0	0	0	0	6
13:00	0	0	0	2	0	1	0	0	0	0	0	0	0	3
13:15	0	2	1	3	0	0	0	0	0	0	0	0	0	6
13:30	1	1	2	2	1	0	0	0	0	0	0	0	0	7
13:45	0	3	1	0	3	0	0	0	0	0	0	0	0	7
14:00	1	0	0	0	0	1	0	0	0	0	0	0	0	2
14:15	4	1	1	1	0	0	0	0	0	0	0	0	0	7
14:30	1	2	0	2	0	0	0	0	0	0	0	0	0	5
14:45	0	1	0	2	0	0	0	0	0	0	0	0	0	3
15:00	0	2	3	0	0	0	0	0	0	0	0	0	0	5
15:15	2	0	3	3	0	1	0	0	0	0	0	0	0	9
15:30	0	1	0	0	0	0	0	0	0	0	0	0	0	1
15:45	0	1	1	1	0	0	0	0	0	0	0	0	0	3
16:00	2	1	0	1	0	0	0	0	0	0	0	0	0	4
16:15	1	0	0	0	0	0	0	0	0	0	0	0	0	2
16:30	2	1	0	3	1	0	0	0	0	0	0	0	0	7
16:45	0	2	1	2	2	0	0	0	0	0	0	0	0	7
17:00	0	0	1	2	2	0	0	0	0	0	0	0	0	5
17:15	0	1	2	0	0	0	0	0	0	0	0	0	0	3
17:30	0	0	2	1	0	0	0	0	0	0	0	0	0	4
17:45	0	0	3	0	3	0	0	0	0	0	0	0	0	6
18:00	1	1	0	0	1	0	0	0	0	0	0	0	0	3
18:15	0	0	0	0	0	0	0	0	0	0	0	0	0	0
18:30	0	0	1	1	0	0	0	0	0	0	0	0	0	3
18:45	0	0	1	2	0	0	0	0	0	0	0	0	0	3
19:00	0	0	0	0	0	0	0	0	0	0	0	0	0	0
19:15	0	0	0	1	0	0	0	0	0	0	0	0	0	1
19:30	0	1	0	0	1	0	0	0	0	0	0	0	0	2
19:45	0	0	0	1	1	0	0	0	0	0	0	0	0	3
20:00	0	0	0	0	1	0	0	0	0	0	0	0	0	1
20:15	0	0	0	0	0	0	0	0	0	0	0	0	0	0
20:30	0	0	0	0	0	0	0	0	0	0	0	0	0	0
20:45	0	0	0	0	0	0	0	0	0	0	0	0	0	0
21:00	0	0	0	1	0	0	0	0	0	0	0	0	0	1
21:15	0	0	0	0	0	0	0	0	0	0	0	0	0	0
21:30	0	0	0	2	0	0	0	0	0	0	0	0	0	2
21:45	0	0	0	0	0	0	0	0	0	0	0	0	0	0
22:00	0	0	0	0	0	0	0	0	0	0	0	0	0	0
22:15	0	0	0	0	2	0	0	0	0	0	0	0	0	2
22:30	0	0	0	1	0	0	0	0	0	0	0	0	0	1
22:45	0	0	1	0	0	0	0	0	0	0	0	0	0	1
23:00	0	0	0	0	0	0	0	0	0	0	0	0	0	0
23:15	0	0	0	0	1	0	0	0	0	0	0	0	0	1
23:30	0	0	0	0	0	0	0	0	0	0	0	0	0	0
23:45	0	0	0	0	0	0	0	0	0	0	0	0	0	0
Totals	24	70	108	111	62	30								373
% of Totals	6%	19%	29%	30%	16%	8%								100%

AM Volumes	7	11	32	31	17	6	0	0	0	0	0	0	0	304
% AMH	3%	4%	12%	12%	7%	2%								40%
AM Peak Hour	07:45	11:30	10:15	11:45	09:30	06:45								11:45
Volume	3	8	11	13	7	2								37
PM Volumes	17	29	38	30	25	8	0	0	0	0	0	0	0	157
% PM	7%	11%	13%	15%	10%	3%								60%
PM Peak Hour	13:30	12:00	12:00	12:15	16:15	12:00								12:00
Volume	11	8	8	15	8	1								37
Directional Peak Periods	AM 7-9			NOON 12-2			PM 4-6			Off Peak Volumes				
All Classes	Volume	35	13%	Volume	60	23%	Volume	38	15%	Volume	128	49%		

Street Name	Direction	15th	50th	Average	85th	95th	ADT
S Lincoln St	Summary	17	25	24	31	35	261

SPEED

S Lincoln St Bet. W Oak St & W Alameda Ave

Day: Tuesday
Date: 1/18/2022

City: Burbank
Project #: CA22_020022_004n

North Bound

Time	< 15	15 - 19	20 - 24	25 - 29	30 - 34	35 - 39	40 - 44	45 - 49	50 - 54	55 - 59	60 - 64	65 - 69	70 +	Total
00:00 AM	0	0	0	0	0	0	0	0	0	0	0	0	0	0
01:00	0	0	0	1	0	0	0	0	0	0	0	0	0	1
02:00	0	0	0	1	0	0	0	0	0	0	0	0	0	1
03:00	0	0	0	0	0	0	0	0	0	0	0	0	0	0
04:00	0	1	0	0	0	0	0	0	0	0	0	0	0	1
05:00	0	0	0	0	0	0	0	0	0	0	0	0	0	0
06:00	0	0	0	0	0	0	0	0	0	0	0	0	0	0
07:00	0	0	2	3	0	2	0	0	0	0	0	0	0	7
08:00	1	0	1	2	2	1	0	0	0	0	0	0	0	7
09:00	0	0	1	3	3	1	0	0	0	0	0	0	0	8
10:00	0	1	3	0	3	0	0	0	0	0	0	0	0	7
11:00	1	3	6	2	2	1	0	0	0	0	0	0	0	15
12:00 PM	0	4	4	4	4	1	0	0	0	0	0	0	0	17
13:00	0	1	3	3	1	0	0	0	0	0	0	0	0	8
14:00	3	1	1	1	0	1	0	0	0	0	0	0	0	7
15:00	1	2	1	3	0	0	0	0	0	0	0	0	0	7
16:00	1	2	0	2	2	0	0	0	0	0	0	0	0	7
17:00	0	0	7	1	5	0	0	0	0	0	0	0	0	13
18:00	1	1	1	2	2	0	0	0	0	0	0	0	0	7
19:00	0	1	0	1	1	0	0	0	0	0	0	0	0	3
20:00	0	0	0	0	1	0	0	0	0	0	0	0	0	1
21:00	0	0	0	1	0	0	0	0	0	0	0	0	0	1
22:00	0	0	0	3	0	0	0	0	0	0	0	0	0	3
23:00	0	0	0	0	1	0	0	0	0	0	0	0	0	1
Totals	8	17	30	33	27	7								122
% of Totals	7%	14%	25%	27%	22%	6%								100%

AM Volumes	2	5	13	12	10	5	0	0	0	0	0	0	0	47		
% AM	2%	4%	11%	10%	8%	4%								39%		
AM Peak Hour	08:00	11:00	11:00	07:00	09:00	07:00								11:00		
Volume	1	3	6	3	3	2								15		
PM Volumes	6	12	17	21	17	2	0	0	0	0	0	0	0	75		
% PM	5%	10%	14%	17%	14%	2%								61%		
PM Peak Hour	14:00	12:00	17:00	12:00	17:00	12:00								12:00		
Volume	3	4	7	4	5	1								17		
Directional Peak Periods		AM 7-9				NOON 12-2				PM 4-6				Off Peak Volumes		
All Speeds		Volume	↔		%	Volume	↔		%	Volume	↔		%	Volume	↔	
		14			11%	25			20%	20			16%	63		

Street Name	Direction	Percentiles					
		15th	50th	Average	85th	95th	ADT
S Lincoln St	North Bound	18	26	25	33	36	122
S Lincoln St	South Bound	16	24	23	30	33	139

SPEED

S Lincoln St Bet. W Oak St & W Alameda Ave

Day: Tuesday
Date: 1/18/2022

City: Burbank
Project #: CA22_020022_004s

South Bound

Time	< 15	15 - 19	20 - 24	25 - 29	30 - 34	35 - 39	40 - 44	45 - 49	50 - 54	55 - 59	60 - 64	65 - 69	70 +	Total
00:00 AM	0	0	1	0	0	0	0	0	0	0	0	0	0	1
01:00	0	0	0	0	0	0	0	0	0	0	0	0	0	0
02:00	0	0	0	0	0	0	0	0	0	0	0	0	0	0
03:00	0	0	0	0	0	0	0	0	0	0	0	0	0	0
04:00	0	1	0	0	0	0	0	0	0	0	0	0	0	1
05:00	0	0	0	0	0	0	0	0	0	0	0	0	0	0
06:00	1	1	0	2	1	0	0	0	0	0	0	0	0	5
07:00	0	1	3	3	1	0	0	0	0	0	0	0	0	8
08:00	2	2	3	5	1	0	0	0	0	0	0	0	0	13
09:00	0	0	3	2	2	0	0	0	0	0	0	0	0	7
10:00	2	0	6	4	1	0	0	0	0	0	0	0	0	13
11:00	0	1	3	3	1	1	0	0	0	0	0	0	0	9
12:00 PM	2	4	4	10	0	0	0	0	0	0	0	0	0	20
13:00	1	5	1	4	4	0	0	0	0	0	0	0	0	15
14:00	3	3	0	4	0	0	0	0	0	0	0	0	0	10
15:00	1	2	6	1	0	1	0	0	0	0	0	0	0	11
16:00	4	2	1	4	2	0	0	0	0	0	0	0	0	13
17:00	0	1	1	2	1	0	0	0	0	0	0	0	0	5
18:00	0	0	1	1	0	0	0	0	0	0	0	0	0	2
19:00	0	0	1	1	1	0	0	0	0	0	0	0	0	3
20:00	0	0	0	0	0	0	0	0	0	0	0	0	0	0
21:00	0	0	0	2	0	0	0	0	0	0	0	0	0	2
22:00	0	0	1	0	0	0	0	0	0	0	0	0	0	1
23:00	0	0	0	0	0	0	0	0	0	0	0	0	0	0
Totals	16	23	35	48	15	2								139
% of Totals	12%	17%	25%	35%	11%	1%								100%

AM Volumes	5	6	19	19	7	1	0	0	0	0	0	0	0	57		
% AM	4%	4%	14%	14%	5%	1%								41%		
AM Peak Hour	08:00	08:00	10:00	08:00	09:00	11:00								08:00		
Volume	2	2	6	5	2	1								13		
PM Volumes	11	17	16	29	8	1	0	0	0	0	0	0	0	82		
% PM	8%	12%	12%	21%	6%	1%								59%		
PM Peak Hour	16:00	13:00	15:00	12:00	13:00	15:00								12:00		
Volume	4	5	6	10	4	1								20		
Directional Peak Periods		AM 7-9				NOON 12-2				PM 4-6				Off Peak Volumes		
All Speeds		Volume			%	Volume			%	Volume			%	Volume		
		21	↔		15%	35	↔		25%	18	↔		13%	65	↔	

Street Name	Direction	Percentiles					
		15th	50th	Average	85th	95th	ADT
S Lincoln St	North Bound	18	26	25	33	36	122
S Lincoln St	South Bound	16	24	23	30	33	139

SPEED

S Lincoln St Bet. W Oak St & W Alameda Ave

Day: Tuesday
Date: 1/18/2022

City: Burbank
Project #: CA22_020022_004

Summary

Time	< 15	15 - 19	20 - 24	25 - 29	30 - 34	35 - 39	40 - 44	45 - 49	50 - 54	55 - 59	60 - 64	65 - 69	70 +	Total
00:00 AM	0	0	1	0	0	0	0	0	0	0	0	0	0	1
01:00	0	0	0	1	0	0	0	0	0	0	0	0	0	1
02:00	0	0	0	1	0	0	0	0	0	0	0	0	0	1
03:00	0	0	0	0	0	0	0	0	0	0	0	0	0	0
04:00	0	2	0	0	0	0	0	0	0	0	0	0	0	2
05:00	0	0	0	0	0	0	0	0	0	0	0	0	0	0
06:00	1	1	0	2	1	0	0	0	0	0	0	0	0	5
07:00	0	1	5	6	1	2	0	0	0	0	0	0	0	15
08:00	3	2	4	7	3	1	0	0	0	0	0	0	0	20
09:00	0	0	4	5	5	1	0	0	0	0	0	0	0	15
10:00	2	1	9	4	4	0	0	0	0	0	0	0	0	20
11:00	1	4	9	5	3	2	0	0	0	0	0	0	0	24
12:00 PM	2	8	8	14	4	1	0	0	0	0	0	0	0	37
13:00	1	6	4	7	5	0	0	0	0	0	0	0	0	23
14:00	6	4	1	5	0	1	0	0	0	0	0	0	0	17
15:00	2	4	7	4	0	1	0	0	0	0	0	0	0	18
16:00	5	4	1	6	4	0	0	0	0	0	0	0	0	20
17:00	0	1	8	3	6	0	0	0	0	0	0	0	0	18
18:00	1	1	2	3	2	0	0	0	0	0	0	0	0	9
19:00	0	1	1	2	2	0	0	0	0	0	0	0	0	6
20:00	0	0	0	0	1	0	0	0	0	0	0	0	0	1
21:00	0	0	0	3	0	0	0	0	0	0	0	0	0	3
22:00	0	0	1	3	0	0	0	0	0	0	0	0	0	4
23:00	0	0	0	0	1	0	0	0	0	0	0	0	0	1
Totals	24	40	65	81	42	9								261
% of Totals	9%	15%	25%	31%	16%	3%								100%

AM Volumes	7	11	32	31	17	6	0	0	0	0	0	0	0	104	
% AM	3%	4%	12%	12%	7%	2%								40%	
AM Peak Hour	08:00	11:00	10:00	08:00	09:00	07:00								11:00	
Volume	3	4	9	7	5	2								24	
PM Volumes	17	29	33	50	25	3	0	0	0	0	0	0	0	157	
% PM	7%	11%	13%	19%	10%	1%								60%	
PM Peak Hour	14:00	12:00	12:00	12:00	17:00	12:00								12:00	
Volume	6	8	8	14	6	1								37	
Directional Peak Periods		AM 7-9				NOON 12-2			PM 4-6			Off Peak Volumes			
All Speeds		Volume		%		Volume		%		Volume		%	Volume	%	
		35	↔	13%		60	↔	23%		38	↔	15%	128	↔	49%

Street Name	Direction	Percentiles					
		15th	50th	Average	85th	95th	ADT
S Lincoln St	Summary	17	25	24	31	35	261

VOLUME

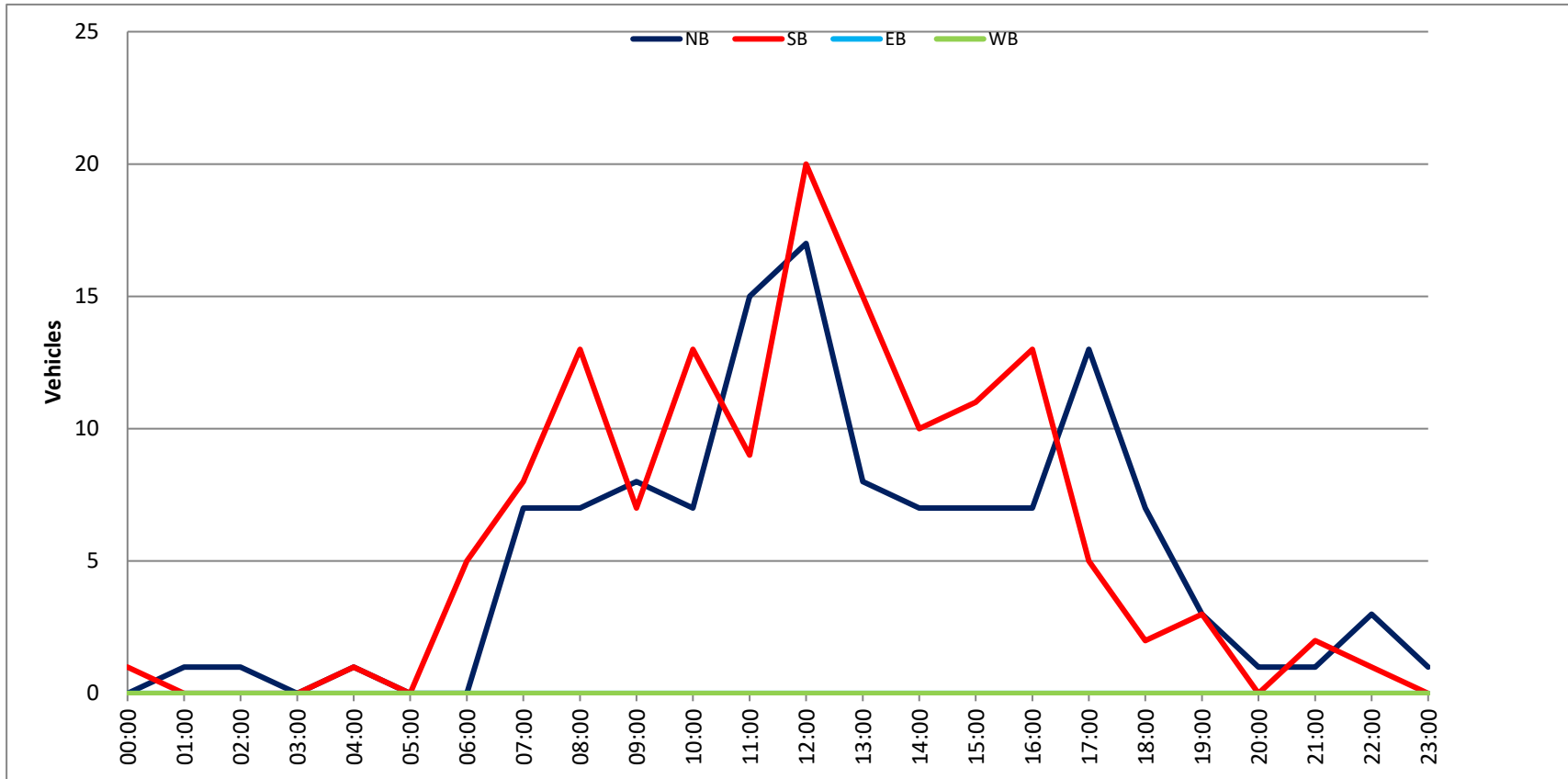
S Lincoln St Bet. W Oak St & W Alameda Ave

Day: Tuesday
 Date: 1/18/2022

City: Burbank
 Project #: CA22_020022_004

DAILY TOTALS					NB	SB	EB	WB	Total		
					122	139	0	0	261		
AM Period	NB	SB	EB	WB	TOTAL	PM Period	NB	SB	EB	WB	TOTAL
00:00	0	0	0	0		12:00	5	3	0	0	8
00:15	0	0	0	0		12:15	6	7	0	0	13
00:30	0	0	0	0		12:30	5	5	0	0	10
00:45	0	1	1	0	1 1	12:45	1	17	5	20	6 37
01:00	1	0	0	0	1	13:00	0	3	0	0	3
01:15	0	0	0	0		13:15	4	2	0	0	6
01:30	0	0	0	0		13:30	2	5	0	0	7
01:45	0	1	0	0	1	13:45	2	8	5	15	7 23
02:00	1	0	0	0	1	14:00	1	1	0	0	2
02:15	0	0	0	0		14:15	4	3	0	0	7
02:30	0	0	0	0		14:30	2	3	0	0	5
02:45	0	1	0	0	1	14:45	0	7	3	10	3 17
03:00	0	0	0	0		15:00	0	5	0	0	5
03:15	0	0	0	0		15:15	5	4	0	0	9
03:30	0	0	0	0		15:30	1	0	0	0	1
03:45	0	0	0	0		15:45	1	7	2	11	3 18
04:00	0	0	0	0		16:00	0	4	0	0	4
04:15	1	0	0	0	1	16:15	2	0	0	0	2
04:30	0	0	0	0		16:30	2	5	0	0	7
04:45	0	1	1	1	1 2	16:45	3	7	4	13	7 20
05:00	0	0	0	0		17:00	4	1	0	0	5
05:15	0	0	0	0		17:15	1	2	0	0	3
05:30	0	0	0	0		17:30	3	1	0	0	4
05:45	0	0	0	0		17:45	5	13	1	5	6 18
06:00	0	0	0	0		18:00	3	0	0	0	3
06:15	0	3	0	0	3	18:15	0	0	0	0	
06:30	0	0	0	0		18:30	2	1	0	0	3
06:45	0	2	5	0	2 5	18:45	2	7	1	2	3 9
07:00	0	0	0	0		19:00	0	0	0	0	
07:15	2	1	0	0	3	19:15	0	1	0	0	1
07:30	3	3	0	0	6	19:30	2	0	0	0	2
07:45	2	7	4	8	6 15	19:45	1	3	2	3	3 6
08:00	2	2	0	0	4	20:00	1	0	0	0	1
08:15	3	4	0	0	7	20:15	0	0	0	0	
08:30	2	3	0	0	5	20:30	0	0	0	0	
08:45	0	7	4	13	4 20	20:45	0	1	0	0	1
09:00	4	0	0	0	4	21:00	1	0	0	0	1
09:15	1	1	0	0	2	21:15	0	0	0	0	
09:30	2	2	0	0	4	21:30	0	2	0	0	2
09:45	1	8	4	7	5 15	21:45	0	1	0	2	3
10:00	4	3	0	0	7	22:00	2	0	0	0	2
10:15	3	4	0	0	7	22:15	0	0	0	0	
10:30	0	1	0	0	1	22:30	1	0	0	0	1
10:45	0	7	5	13	5 20	22:45	0	3	1	1	1 4
11:00	7	0	0	0	7	23:00	0	0	0	0	
11:15	2	3	0	0	5	23:15	1	0	0	0	1
11:30	1	5	0	0	6	23:30	0	0	0	0	
11:45	5	15	1	9	6 24	23:45	0	1	0	0	1
TOTALS	47	57			104	TOTALS	75	82			157
SPLIT %	45.2%	54.8%			39.8%	SPLIT %	47.8%	52.2%			60.2%

DAILY TOTALS					NB	SB	EB	WB	Total
					122	139	0	0	261
AM Peak Hour	11:45	11:30			11:45	PM Peak Hour	12:00	12:00	12:00
AM Pk Volume	21	16			37	PM Pk Volume	17	20	37
Pk Hr Factor	0.875	0.571			0.712	Pk Hr Factor	0.708	0.714	0.712
7 - 9 Volume	14	21	0	0	35	4 - 6 Volume	20	18	0 0 38
7 - 9 Peak Hour	07:30	07:30			07:30	4 - 6 Peak Hour	17:00	16:00	16:30
7 - 9 Pk Volume	10	13	0	0	23	4 - 6 Pk Volume	13	13	0 0 22
Pk Hr Factor	0.833	0.813	0.000	0.000	0.821	Pk Hr Factor	0.650	0.650	0.000 0.000 0.786



Prepared by National Data & Surveying Services
SPEED
 S Lincoln St Bet. W Oak St & W Alameda Ave

Day: Wednesday
 Date: 1/19/2022

City: Burbank
 Project #: CA22_020022_0045

South Bound

Time	<15	15-19	20-24	25-29	30-34	35-39	40-44	45-49	50-54	55-59	60-64	65-69	70+	Total
00:00 AM	0	0	0	0	0	0	0	0	0	0	0	0	0	0
00:15	0	0	0	0	0	0	0	0	0	0	0	0	0	0
00:30	0	0	0	0	0	0	0	0	0	0	0	0	0	0
00:45	0	0	0	0	0	0	0	0	0	0	0	0	0	0
01:00	0	0	0	0	0	0	0	0	0	0	0	0	0	0
01:15	0	0	0	0	0	0	0	0	0	0	0	0	0	0
01:30	0	0	1	0	0	0	0	0	0	0	0	0	0	1
01:45	0	0	0	0	0	0	0	0	0	0	0	0	0	0
02:00	0	0	0	0	0	0	0	0	0	0	0	0	0	0
02:15	0	0	0	0	0	0	0	0	0	0	0	0	0	0
02:30	0	0	0	0	0	0	0	0	0	0	0	0	0	0
02:45	0	0	0	0	0	0	0	0	0	0	0	0	0	0
03:00	0	0	0	0	0	0	0	0	0	0	0	0	0	0
03:15	0	0	0	0	0	0	0	0	0	0	0	0	0	0
03:30	0	0	0	0	0	0	0	0	0	0	0	0	0	0
03:45	0	0	0	0	0	0	0	0	0	0	0	0	0	0
04:00	0	0	0	0	0	0	0	0	0	0	0	0	0	0
04:15	0	0	0	0	0	0	0	0	0	0	0	0	0	0
04:30	0	0	0	0	0	0	0	0	0	0	0	0	0	0
04:45	0	0	0	0	0	0	0	0	0	0	0	0	0	0
05:00	0	0	1	0	0	0	0	0	0	0	0	0	0	1
05:15	0	0	0	0	0	0	0	0	0	0	0	0	0	0
05:30	0	0	0	0	0	0	0	0	0	0	0	0	0	0
05:45	0	0	0	0	0	0	0	0	0	0	0	0	0	0
06:00	1	0	0	0	0	0	0	0	0	0	0	0	0	1
06:15	0	0	1	0	0	0	0	0	0	0	0	0	0	1
06:30	0	0	0	1	0	0	0	0	0	0	0	0	0	1
06:45	0	0	0	1	0	0	0	0	0	0	0	0	0	1
07:00	0	0	1	0	0	0	0	0	0	0	0	0	0	1
07:15	0	1	0	1	0	0	0	0	1	0	0	0	1	2
07:30	0	1	2	1	0	0	0	0	0	0	0	0	0	4
07:45	1	0	0	1	0	0	0	0	0	0	0	0	0	2
08:00	0	0	0	3	0	0	0	0	0	0	0	0	0	3
08:15	0	2	0	1	0	0	0	0	0	0	0	0	0	3
08:30	1	0	0	1	2	0	0	0	0	0	0	0	0	4
08:45	0	1	0	0	0	0	0	0	0	0	0	0	0	1
09:00	0	0	1	1	0	0	0	0	0	0	0	0	0	2
09:15	0	1	0	1	0	0	0	0	0	0	0	0	0	2
09:30	0	2	2	1	0	0	0	0	0	0	0	0	0	5
09:45	1	0	0	0	0	0	0	0	0	0	0	0	0	1
10:00	0	1	0	1	0	1	0	0	0	0	0	0	0	3
10:15	1	0	4	1	0	0	0	0	0	0	0	0	0	6
10:30	0	1	1	0	0	0	0	0	0	0	0	0	0	2
10:45	2	0	1	1	0	0	0	0	0	0	0	0	0	4
11:00	0	0	0	0	0	1	0	0	0	0	0	0	0	1
11:15	0	1	1	1	1	0	0	0	0	0	0	0	0	4
11:30	0	0	1	0	0	1	0	0	0	0	0	0	0	2
11:45	0	1	0	0	0	0	0	0	0	0	0	0	0	1
12:00 PM	0	1	1	0	1	0	0	0	0	0	0	0	0	3
12:15	0	1	2	0	0	0	0	0	0	0	0	0	0	3
12:30	0	0	1	0	1	0	0	0	0	0	0	0	0	2
12:45	0	0	1	2	1	0	0	0	0	0	0	0	0	4
13:00	2	1	0	0	0	0	0	0	0	0	0	0	0	3
13:15	0	2	0	0	0	0	0	0	0	0	0	0	0	2
13:30	0	0	1	0	0	0	0	0	0	0	0	0	0	1
13:45	1	0	0	1	1	0	0	0	0	0	0	0	0	3
14:00	1	2	0	3	0	0	0	0	0	0	0	0	0	6
14:15	1	1	0	2	0	0	0	0	0	0	0	0	0	4
14:30	0	1	0	0	1	0	0	0	0	0	0	0	0	2
14:45	0	0	1	3	0	0	0	0	0	0	0	0	0	4
15:00	0	0	1	0	0	0	0	0	0	0	0	0	0	3
15:15	0	1	4	0	0	0	0	0	0	0	0	0	0	5
15:30	0	1	2	1	1	0	0	0	0	0	0	0	0	5
15:45	1	1	1	1	2	0	0	0	0	0	0	0	0	6
16:00	0	0	1	0	0	0	0	0	0	0	0	0	0	1
16:15	0	0	0	0	0	0	0	0	0	0	0	0	0	0
16:30	1	0	1	1	0	0	0	0	0	0	0	0	0	3
16:45	1	0	1	1	0	0	0	0	0	0	0	0	0	3
17:00	1	1	2	2	1	0	0	0	0	0	0	0	0	7
17:15	0	0	1	0	0	0	0	0	0	0	0	0	0	1
17:30	1	0	0	0	0	0	0	0	0	0	0	0	0	1
17:45	0	0	0	0	0	0	0	0	0	0	0	0	0	0
18:00	0	0	0	1	0	0	0	0	0	0	0	0	0	1
18:15	0	0	0	2	1	0	0	0	0	0	0	0	0	3
18:30	0	1	0	1	0	0	0	0	0	0	0	0	0	2
18:45	0	0	1	2	1	0	0	0	0	0	0	0	0	4
19:00	0	0	0	1	3	0	0	0	0	0	0	0	0	4
19:15	1	0	1	1	0	0	0	0	0	0	0	0	0	3
19:30	0	1	0	0	0	0	0	0	0	0	0	0	0	1
19:45	0	0	0	0	0	0	0	0	0	0	0	0	0	0
20:00	0	0	0	0	0	0	0	0	0	0	0	0	0	0
20:15	0	2	0	0	1	0	0	0	0	0	0	0	0	3
20:30	0	0	0	0	0	0	0	0	0	0	0	0	0	0
20:45	0	0	0	0	0	0	0	0	0	0	0	0	0	0
21:00	0	0	1	0	0	0	0	0	0	0	0	0	0	1
21:15	0	0	1	0	0	0	0	0	0	0	0	0	0	1
21:30	0	0	0	0	0	0	0	0	0	0	0	0	0	0
21:45	0	0	0	0	0	0	0	0	0	0	0	0	0	0
22:00	0	0	0	0	0	0	0	0	0	0	0	0	0	0
22:15	0	0	0	0	0	0	0	0	0	0	0	0	0	0
22:30	0	0	0	0	0	0	0	0	0	0	0	0	0	0
22:45	0	0	0	0	0	0	0	0	0	0	0	0	0	0
23:00	0	0	0	0	0	0	0	0	0	0	0	0	0	0
23:15	0	0	0	0	0	0	0	0	0	0	0	0	0	0
23:30	0	1	0	0	0	1	0	0	0	0	0	0	0	2
23:45	0	0	0	0	0	0	0	0	0	0	0	0	0	0
% of Totals	11%	16%	21%	24%	15%	6%								100%
% of Totals	11%	19%	27%	28%	12%	3%								100%

Directional Peak Periods	AM 7-9	NOON 12-2	PM 4-6	Off Peak Volumes
All Classes	Volume 20	Volume 21	Volume 16	Volume 101
	13%	13%	10%	64%

Street Name	Direction	Percentiles					
		15th	50th	Average	85th	95th	ADT
S Lincoln St	North Bound	17	24	24	32	35	163
S Lincoln St	South Bound	16	24	23	30	34	158

SPEED

S Lincoln St Bet. W Oak St & W Alameda Ave

Day: Wednesday

Date: 1/19/2022

City: Burbank

Project #: CA22_020022_004n

North Bound

Time	< 15	15 - 19	20 - 24	25 - 29	30 - 34	35 - 39	40 - 44	45 - 49	50 - 54	55 - 59	60 - 64	65 - 69	70 +	Total
00:00 AM	0	0	1	0	0	0	0	0	0	0	0	0	0	1
01:00	0	0	1	0	0	0	0	0	0	0	0	0	0	1
02:00	0	0	0	0	0	0	0	0	0	0	0	0	0	0
03:00	0	0	0	0	0	0	0	0	0	0	0	0	0	0
04:00	0	0	1	0	0	0	0	0	0	0	0	0	0	1
05:00	0	0	1	0	0	0	0	0	0	0	0	0	0	1
06:00	0	1	1	2	0	0	0	0	0	0	0	0	0	4
07:00	1	1	4	1	1	1	0	0	0	0	0	0	0	9
08:00	1	1	2	4	1	0	0	0	0	0	0	0	0	9
09:00	0	3	5	4	1	0	0	0	0	0	0	0	0	13
10:00	1	2	3	1	2	0	0	0	0	0	0	0	0	9
11:00	2	3	1	2	4	0	0	0	0	0	0	0	0	12
12:00 PM	0	2	4	7	2	1	0	0	0	0	0	0	0	16
13:00	2	2	1	3	0	0	0	0	0	0	0	0	0	8
14:00	0	1	5	1	2	1	0	0	0	0	0	0	0	10
15:00	1	4	4	5	4	3	0	0	0	0	0	0	0	21
16:00	0	1	7	0	1	1	0	0	0	0	0	0	0	10
17:00	0	1	4	2	2	1	0	0	0	0	0	0	0	10
18:00	1	3	4	2	1	0	0	0	0	0	0	0	0	11
19:00	0	3	3	0	2	0	0	0	0	0	0	0	0	8
20:00	0	1	0	2	1	0	0	0	0	0	0	0	0	4
21:00	0	1	0	0	2	0	0	0	0	0	0	0	0	3
22:00	1	0	0	0	0	0	0	0	0	0	0	0	0	1
23:00	0	0	0	1	0	0	0	0	0	0	0	0	0	1
Totals	10	30	52	37	26	8								163
% of Totals	6%	18%	32%	23%	16%	5%								100%

AM Volumes	5	11	20	14	9	1	0	0	0	0	0	0	0	60
% AM	3%	7%	12%	9%	6%	1%								37%
AM Peak Hour	11:00	09:00	09:00	08:00	11:00	07:00								09:00
Volume	2	3	5	4	4	1								13
PM Volumes	5	19	32	23	17	7	0	0	0	0	0	0	0	103
% PM	3%	12%	20%	14%	10%	4%								63%
PM Peak Hour	13:00	15:00	16:00	12:00	15:00	15:00								15:00
Volume	2	4	7	7	4	3								21
Directional Peak Periods		AM 7-9				NOON 12-2			PM 4-6			Off Peak Volumes		
All Speeds		Volume		%	Volume		%	Volume		%	Volume		%	
		18	↔	11%	24	↔	15%	20	↔	12%	101	↔	62%	

Street Name	Direction	Percentiles					
		15th	50th	Average	85th	95th	ADT
S Lincoln St	North Bound	17	24	24	32	35	163
S Lincoln St	South Bound	16	24	23	30	34	158

SPEED

S Lincoln St Bet. W Oak St & W Alameda Ave

Day: Wednesday

Date: 1/19/2022

City: Burbank

Project #: CA22_020022_004s

South Bound

Time	< 15	15 - 19	20 - 24	25 - 29	30 - 34	35 - 39	40 - 44	45 - 49	50 - 54	55 - 59	60 - 64	65 - 69	70 +	Total
00:00 AM	0	0	0	0	0	0	0	0	0	0	0	0	0	0
01:00	0	0	1	0	0	0	0	0	0	0	0	0	0	1
02:00	0	0	0	0	0	0	0	0	0	0	0	0	0	0
03:00	0	0	0	0	0	0	0	0	0	0	0	0	0	0
04:00	0	0	0	0	0	0	0	0	0	0	0	0	0	0
05:00	0	0	1	0	0	0	0	0	0	0	0	0	0	1
06:00	1	0	1	2	0	0	0	0	0	0	0	0	0	4
07:00	1	2	3	3	0	0	0	0	0	0	0	0	0	9
08:00	1	3	0	5	2	0	0	0	0	0	0	0	0	11
09:00	1	3	3	3	0	0	0	0	0	0	0	0	0	10
10:00	3	2	6	3	0	1	0	0	0	0	0	0	0	15
11:00	0	2	2	1	1	2	0	0	0	0	0	0	0	8
12:00 PM	0	2	5	2	3	0	0	0	0	0	0	0	0	12
13:00	3	3	1	1	1	0	0	0	0	0	0	0	0	9
14:00	2	4	1	8	1	0	0	0	0	0	0	0	0	16
15:00	1	3	8	3	4	0	0	0	0	0	0	0	0	19
16:00	2	0	3	2	0	0	0	0	0	0	0	0	0	7
17:00	2	1	3	2	1	0	0	0	0	0	0	0	0	9
18:00	0	1	1	6	2	0	0	0	0	0	0	0	0	10
19:00	1	1	2	2	3	0	0	0	0	0	0	0	0	9
20:00	0	2	0	1	1	0	0	0	0	0	0	0	0	4
21:00	0	0	2	0	0	0	0	0	0	0	0	0	0	2
22:00	0	0	0	0	0	0	0	0	0	0	0	0	0	0
23:00	0	1	0	0	0	1	0	0	0	0	0	0	0	2
Totals	18	30	43	44	19	4								158
% of Totals	11%	19%	27%	28%	12%	3%								100%

AM Volumes	7	12	17	17	3	3	0	0	0	0	0	0	0	59		
% AM	4%	8%	11%	11%	2%	2%								37%		
AM Peak Hour	10:00	08:00	10:00	08:00	08:00	11:00								10:00		
Volume	3	3	6	5	2	2								15		
PM Volumes	11	18	26	27	16	1	0	0	0	0	0	0	0	99		
% PM	7%	11%	16%	17%	10%	1%								63%		
PM Peak Hour	13:00	14:00	15:00	14:00	15:00	23:00								15:00		
Volume	3	4	8	8	4	1								19		
Directional Peak Periods		AM 7-9				NOON 12-2				PM 4-6				Off Peak Volumes		
All Speeds		Volume	↔		%	Volume	↔		%	Volume	↔		%	Volume	↔	
		20			13%	21			13%	16			10%	101		

Street Name	Direction	Percentiles					
		15th	50th	Average	85th	95th	ADT
S Lincoln St	North Bound	17	24	24	32	35	163
S Lincoln St	South Bound	16	24	23	30	34	158

SPEED

S Lincoln St Bet. W Oak St & W Alameda Ave

Day: Wednesday

Date: 1/19/2022

City: Burbank

Project #: CA22_020022_004

Summary

Time	< 15	15 - 19	20 - 24	25 - 29	30 - 34	35 - 39	40 - 44	45 - 49	50 - 54	55 - 59	60 - 64	65 - 69	70 +	Total
00:00 AM	0	0	1	0	0	0	0	0	0	0	0	0	0	1
01:00	0	0	2	0	0	0	0	0	0	0	0	0	0	2
02:00	0	0	0	0	0	0	0	0	0	0	0	0	0	0
03:00	0	0	0	0	0	0	0	0	0	0	0	0	0	0
04:00	0	0	1	0	0	0	0	0	0	0	0	0	0	1
05:00	0	0	2	0	0	0	0	0	0	0	0	0	0	2
06:00	1	1	2	4	0	0	0	0	0	0	0	0	0	8
07:00	2	3	7	4	1	1	0	0	0	0	0	0	0	18
08:00	2	4	2	9	3	0	0	0	0	0	0	0	0	20
09:00	1	6	8	7	1	0	0	0	0	0	0	0	0	23
10:00	4	4	9	4	2	1	0	0	0	0	0	0	0	24
11:00	2	5	3	3	5	2	0	0	0	0	0	0	0	20
12:00 PM	0	4	9	9	5	1	0	0	0	0	0	0	0	28
13:00	5	5	2	4	1	0	0	0	0	0	0	0	0	17
14:00	2	5	6	9	3	1	0	0	0	0	0	0	0	26
15:00	2	7	12	8	8	3	0	0	0	0	0	0	0	40
16:00	2	1	10	2	1	1	0	0	0	0	0	0	0	17
17:00	2	2	7	4	3	1	0	0	0	0	0	0	0	19
18:00	1	4	5	8	3	0	0	0	0	0	0	0	0	21
19:00	1	4	5	2	5	0	0	0	0	0	0	0	0	17
20:00	0	3	0	3	2	0	0	0	0	0	0	0	0	8
21:00	0	1	2	0	2	0	0	0	0	0	0	0	0	5
22:00	1	0	0	0	0	0	0	0	0	0	0	0	0	1
23:00	0	1	0	1	0	1	0	0	0	0	0	0	0	3
Totals	28	60	95	81	45	12								321
% of Totals	9%	19%	30%	25%	14%	4%								100%

AM Volumes	12	23	37	31	12	4	0	0	0	0	0	0	0	119		
% AM	4%	7%	12%	10%	4%	1%								37%		
AM Peak Hour	10:00	09:00	10:00	08:00	11:00	11:00								10:00		
Volume	4	6	9	9	5	2								24		
PM Volumes	16	37	58	50	33	8	0	0	0	0	0	0	0	202		
% PM	5%	12%	18%	16%	10%	2%								63%		
PM Peak Hour	13:00	15:00	15:00	12:00	15:00	15:00								15:00		
Volume	5	7	12	9	8	3								40		
Directional Peak Periods		AM 7-9				NOON 12-2				PM 4-6				Off Peak Volumes		
All Speeds		Volume	↔		%	Volume	↔		%	Volume	↔		%	Volume	↔	
		38			12%	45			14%	36			11%	202		

Street Name	Direction	Percentiles					
		15th	50th	Average	85th	95th	ADT
S Lincoln St	Summary	17	24	24	31	35	321

VOLUME

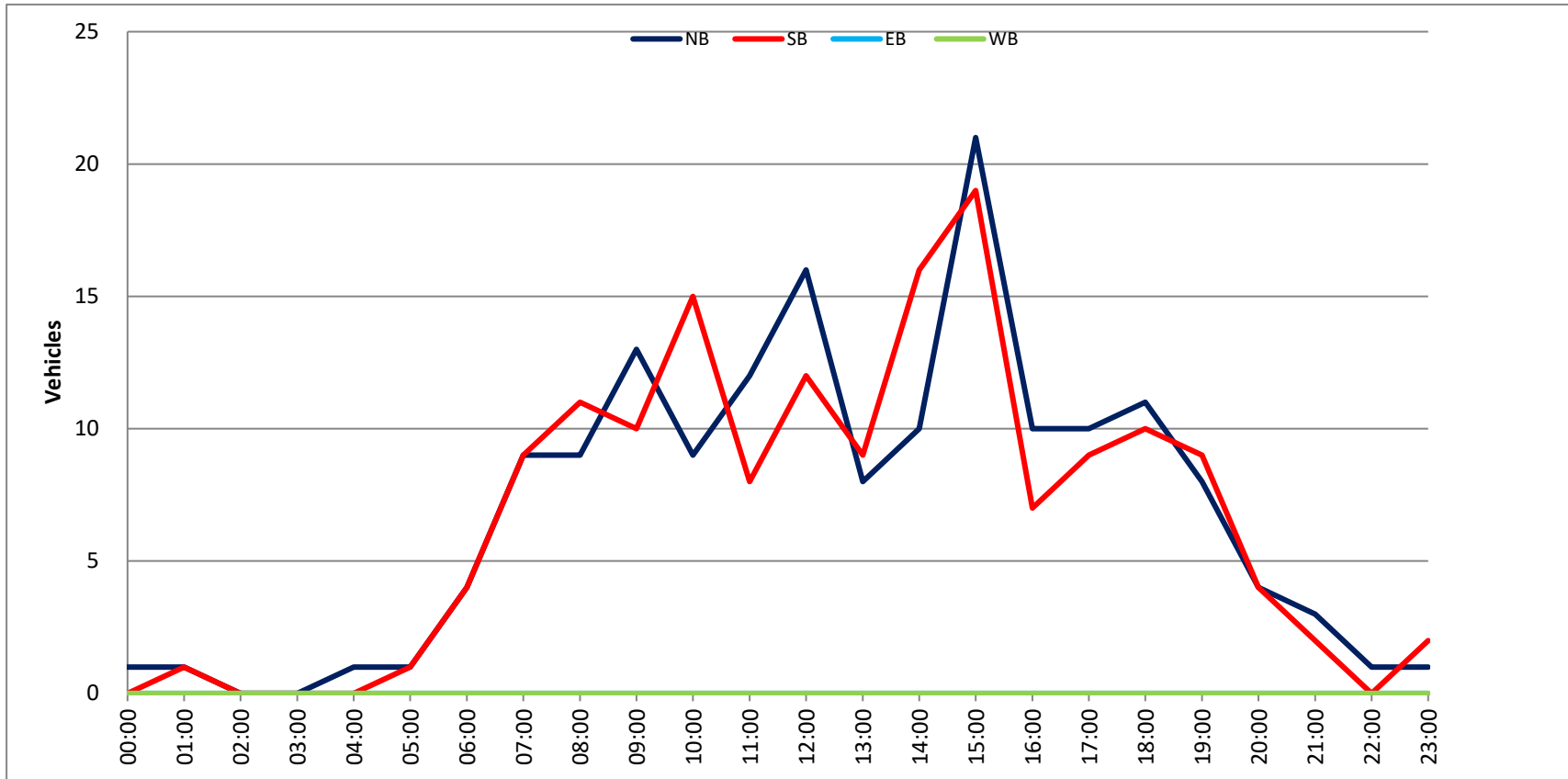
S Lincoln St Bet. W Oak St & W Alameda Ave

Day: Wednesday
 Date: 1/19/2022

City: Burbank
 Project #: CA22_020022_004

DAILY TOTALS					NB	SB	EB	WB	Total		
					163	158	0	0	321		
AM Period	NB	SB	EB	WB	TOTAL	PM Period	NB	SB	EB	WB	TOTAL
00:00	0	0	0	0		12:00	4	3	0	0	7
00:15	0	0	0	0		12:15	5	3	0	0	8
00:30	0	0	0	0		12:30	5	2	0	0	7
00:45	1	1	0	0	1 1	12:45	2	16	4	12	6 28
01:00	0	0	0	0		13:00	3	3	0	0	6
01:15	1	0	0	0	1	13:15	2	2	0	0	4
01:30	0	1	0	0	1	13:30	1	1	0	0	2
01:45	0	1	0	1	2	13:45	2	8	3	9	5 17
02:00	0	0	0	0		14:00	2	6	0	0	8
02:15	0	0	0	0		14:15	4	4	0	0	8
02:30	0	0	0	0		14:30	0	2	0	0	2
02:45	0	0	0	0		14:45	4	10	4	16	8 26
03:00	0	0	0	0		15:00	4	3	0	0	7
03:15	0	0	0	0		15:15	5	5	0	0	10
03:30	0	0	0	0		15:30	6	5	0	0	11
03:45	0	0	0	0		15:45	6	21	6	19	12 40
04:00	0	0	0	0		16:00	3	1	0	0	4
04:15	0	0	0	0		16:15	4	0	0	0	4
04:30	1	0	0	0	1	16:30	1	3	0	0	4
04:45	0	1	0	0	1	16:45	2	10	3	7	5 17
05:00	0	1	0	0	1	17:00	3	7	0	0	10
05:15	1	0	0	0	1	17:15	2	1	0	0	3
05:30	0	0	0	0		17:30	3	1	0	0	4
05:45	0	1	0	1	2	17:45	2	10	0	9	2 19
06:00	1	1	0	0	2	18:00	5	1	0	0	6
06:15	0	1	0	0	1	18:15	0	3	0	0	3
06:30	1	1	0	0	2	18:30	4	2	0	0	6
06:45	2	4	1	4	3 8	18:45	2	11	4	10	6 21
07:00	0	1	0	0	1	19:00	0	4	0	0	4
07:15	2	2	0	0	4	19:15	2	3	0	0	5
07:30	5	4	0	0	9	19:30	4	1	0	0	5
07:45	2	9	2	9	4 18	19:45	2	8	1	9	3 17
08:00	0	3	0	0	3	20:00	2	0	0	0	2
08:15	3	3	0	0	6	20:15	0	3	0	0	3
08:30	1	4	0	0	5	20:30	2	0	0	0	2
08:45	5	9	1	11	6 20	20:45	0	4	1	4	1 8
09:00	4	2	0	0	6	21:00	2	1	0	0	3
09:15	3	2	0	0	5	21:15	0	1	0	0	1
09:30	2	5	0	0	7	21:30	0	0	0	0	
09:45	4	13	1	10	5 23	21:45	1	3	0	2	1 5
10:00	2	3	0	0	5	22:00	1	0	0	0	1
10:15	2	6	0	0	8	22:15	0	0	0	0	
10:30	2	2	0	0	4	22:30	0	0	0	0	
10:45	3	9	4	15	7 24	22:45	0	1	0	0	1
11:00	6	1	0	0	7	23:00	1	0	0	0	1
11:15	2	4	0	0	6	23:15	0	0	0	0	
11:30	2	2	0	0	4	23:30	0	2	0	0	2
11:45	2	12	1	8	3 20	23:45	0	1	0	2	3
TOTALS	60	59			119	TOTALS	103	99			202
SPLIT %	50.4%	49.6%			37.1%	SPLIT %	51.0%	49.0%			62.9%

DAILY TOTALS					NB	SB	EB	WB	Total
					163	158	0	0	321
AM Peak Hour	11:45	09:30		10:15	PM Peak Hour	15:00	15:00		15:00
AM Pk Volume	16	15		26	PM Pk Volume	21	19		40
Pk Hr Factor	0.800	0.625		0.813	Pk Hr Factor	0.875	0.792		0.833
7 - 9 Volume	18	20	0	38	4 - 6 Volume	20	16	0	36
7 - 9 Peak Hour	07:30	07:30		07:30	4 - 6 Peak Hour	16:00	16:30		16:15
7 - 9 Pk Volume	10	12	0	22	4 - 6 Pk Volume	10	14	0	23
Pk Hr Factor	0.500	0.750	0.000	0.611	Pk Hr Factor	0.625	0.500	0.000	0.575



SPEED

S Lincoln St Bet. W Oak St & W Alameda Ave

Day: Thursday
Date: 1/20/2022

City: Burbank
Project #: CA22_020022_004n

North Bound

Time	< 15	15 - 19	20 - 24	25 - 29	30 - 34	35 - 39	40 - 44	45 - 49	50 - 54	55 - 59	60 - 64	65 - 69	70 +	Total
00:00 AM	0	0	0	0	1	0	0	0	0	0	0	0	0	1
01:00	0	1	0	1	0	0	0	0	0	0	0	0	0	2
02:00	0	0	0	0	0	0	0	0	0	0	0	0	0	0
03:00	0	0	0	0	0	0	0	0	0	0	0	0	0	0
04:00	1	0	0	0	0	0	0	0	0	0	0	0	0	1
05:00	1	0	0	0	0	1	0	0	0	0	0	0	0	2
06:00	0	1	0	0	0	0	0	0	0	0	0	0	0	1
07:00	0	2	2	5	3	1	0	0	0	0	0	0	0	13
08:00	1	0	1	4	5	0	0	0	0	0	0	0	0	11
09:00	2	1	4	5	2	3	0	0	0	0	0	0	0	17
10:00	2	1	3	4	1	0	0	0	0	0	0	0	0	11
11:00	0	1	1	5	0	0	0	0	0	0	0	0	0	7
12:00 PM	0	2	4	0	1	1	0	0	0	0	0	0	0	8
13:00	1	2	0	7	4	1	0	0	0	0	0	0	0	15
14:00	2	0	6	1	0	1	0	0	0	0	0	0	0	10
15:00	0	0	5	5	2	1	0	0	0	0	0	0	0	13
16:00	2	1	6	3	2	0	0	0	0	0	0	0	0	14
17:00	0	0	8	5	0	0	0	0	0	0	0	0	0	13
18:00	0	1	5	3	3	1	0	0	0	0	0	0	0	13
19:00	0	0	2	0	0	0	0	0	0	0	0	0	0	2
20:00	0	1	1	1	0	1	0	0	0	0	0	0	0	4
21:00	0	2	0	1	2	0	0	0	0	0	0	0	0	5
22:00	0	0	0	2	0	0	0	0	0	0	0	0	0	2
23:00	0	1	0	2	0	0	0	0	0	0	0	0	0	3
Totals	12	17	48	54	26	11								168
% of Totals	7%	10%	29%	32%	15%	7%								100%

AM Volumes	7	7	11	24	12	5	0	0	0	0	0	0	0	66
% AM	4%	4%	7%	14%	7%	3%								39%
AM Peak Hour	09:00	07:00	09:00	07:00	08:00	09:00								09:00
Volume	2	2	4	5	5	3								17
PM Volumes	5	10	37	30	14	6	0	0	0	0	0	0	0	102
% PM	3%	6%	22%	18%	8%	4%								61%
PM Peak Hour	14:00	12:00	17:00	13:00	13:00	12:00								13:00
Volume	2	2	8	7	4	1								15
Directional Peak Periods All Speeds	AM 7-9		NOON 12-2		PM 4-6		Off Peak Volumes							
	Volume		Volume		Volume		Volume		Volume		Volume		Volume	
	24	↔	23	↔	27	↔	94	↔						
		14%		14%		16%		56%						

Street Name	Direction	Percentiles					
		15th	50th	Average	85th	95th	ADT
S Lincoln St	North Bound	19	26	25	32	36	168
S Lincoln St	South Bound	15	24	23	30	34	190

SPEED

S Lincoln St Bet. W Oak St & W Alameda Ave

Day: Thursday
Date: 1/20/2022

City: Burbank
Project #: CA22_020022_004s

South Bound

Time	< 15	15 - 19	20 - 24	25 - 29	30 - 34	35 - 39	40 - 44	45 - 49	50 - 54	55 - 59	60 - 64	65 - 69	70 +	Total
00:00 AM	0	0	0	0	0	0	0	0	0	0	0	0	0	0
01:00	0	0	1	0	0	0	0	0	0	0	0	0	0	1
02:00	0	0	0	0	0	0	0	0	0	0	0	0	0	0
03:00	0	0	0	0	0	0	0	0	0	0	0	0	0	0
04:00	1	0	0	0	0	0	0	0	0	0	0	0	0	1
05:00	0	0	0	0	0	0	0	0	0	0	0	0	0	0
06:00	0	0	1	0	1	0	0	0	0	0	0	0	0	2
07:00	3	4	2	3	2	0	0	0	0	0	0	0	0	14
08:00	4	2	4	5	1	1	0	0	0	0	0	0	0	17
09:00	3	3	3	3	3	1	0	0	0	0	0	0	0	16
10:00	3	2	2	7	0	0	0	0	0	0	0	0	0	14
11:00	3	3	2	0	2	1	0	0	0	0	0	0	0	11
12:00 PM	1	1	6	4	2	2	0	0	0	0	0	0	0	16
13:00	1	0	4	3	2	0	0	0	0	0	0	0	0	10
14:00	3	1	6	3	1	0	0	0	0	0	0	0	0	14
15:00	4	2	2	6	2	0	0	0	0	0	0	0	0	16
16:00	1	4	4	3	1	0	0	0	0	0	0	0	0	13
17:00	1	3	7	6	2	1	0	0	0	0	0	0	0	20
18:00	0	1	1	3	2	0	0	0	0	0	0	0	0	7
19:00	0	0	1	3	1	0	0	0	0	0	0	0	0	5
20:00	0	3	0	1	0	0	0	0	0	0	0	0	0	4
21:00	1	1	0	0	1	0	0	0	0	0	0	0	0	3
22:00	0	2	1	1	0	0	0	0	0	0	0	0	0	4
23:00	0	0	1	0	1	0	0	0	0	0	0	0	0	2
Totals	29	32	48	51	24	6								190
% of Totals	15%	17%	25%	27%	13%	3%								100%

AM Volumes	17	14	15	18	9	3	0	0	0	0	0	0	0	76		
% AM	9%	7%	8%	9%	5%	2%								40%		
AM Peak Hour	08:00	07:00	08:00	10:00	09:00	08:00								08:00		
Volume	4	4	4	7	3	1								17		
PM Volumes	12	18	33	33	15	3	0	0	0	0	0	0	0	114		
% PM	6%	9%	17%	17%	8%	2%								60%		
PM Peak Hour	15:00	16:00	17:00	15:00	12:00	12:00								17:00		
Volume	4	4	7	6	2	2								20		
Directional Peak Periods		AM 7-9				NOON 12-2				PM 4-6				Off Peak Volumes		
All Speeds		Volume			%	Volume			%	Volume			%	Volume		
		31	↔		16%	26	↔		14%	33	↔		17%	100	↔ 53%	

Street Name	Direction	Percentiles					
		15th	50th	Average	85th	95th	ADT
S Lincoln St	North Bound	19	26	25	32	36	168
S Lincoln St	South Bound	15	24	23	30	34	190

SPEED

S Lincoln St Bet. W Oak St & W Alameda Ave

Day: Thursday
Date: 1/20/2022

City: Burbank
Project #: CA22_020022_004

Summary

Time	< 15	15 - 19	20 - 24	25 - 29	30 - 34	35 - 39	40 - 44	45 - 49	50 - 54	55 - 59	60 - 64	65 - 69	70 +	Total
00:00 AM	0	0	0	0	1	0	0	0	0	0	0	0	0	1
01:00	0	1	1	1	0	0	0	0	0	0	0	0	0	3
02:00	0	0	0	0	0	0	0	0	0	0	0	0	0	0
03:00	0	0	0	0	0	0	0	0	0	0	0	0	0	0
04:00	2	0	0	0	0	0	0	0	0	0	0	0	0	2
05:00	1	0	0	0	0	1	0	0	0	0	0	0	0	2
06:00	0	1	1	0	1	0	0	0	0	0	0	0	0	3
07:00	3	6	4	8	5	1	0	0	0	0	0	0	0	27
08:00	5	2	5	9	6	1	0	0	0	0	0	0	0	28
09:00	5	4	7	8	5	4	0	0	0	0	0	0	0	33
10:00	5	3	5	11	1	0	0	0	0	0	0	0	0	25
11:00	3	4	3	5	2	1	0	0	0	0	0	0	0	18
12:00 PM	1	3	10	4	3	3	0	0	0	0	0	0	0	24
13:00	2	2	4	10	6	1	0	0	0	0	0	0	0	25
14:00	5	1	12	4	1	1	0	0	0	0	0	0	0	24
15:00	4	2	7	11	4	1	0	0	0	0	0	0	0	29
16:00	3	5	10	6	3	0	0	0	0	0	0	0	0	27
17:00	1	3	15	11	2	1	0	0	0	0	0	0	0	33
18:00	0	2	6	6	5	1	0	0	0	0	0	0	0	20
19:00	0	0	3	3	1	0	0	0	0	0	0	0	0	7
20:00	0	4	1	2	0	1	0	0	0	0	0	0	0	8
21:00	1	3	0	1	3	0	0	0	0	0	0	0	0	8
22:00	0	2	1	3	0	0	0	0	0	0	0	0	0	6
23:00	0	1	1	2	1	0	0	0	0	0	0	0	0	5
Totals	41	49	96	105	50	17								358
% of Totals	11%	14%	27%	29%	14%	5%								100%

AM Volumes	24	21	26	42	21	8	0	0	0	0	0	0	0	142		
% AM	7%	6%	7%	12%	6%	2%								40%		
AM Peak Hour	08:00	07:00	09:00	10:00	08:00	09:00								09:00		
Volume	5	6	7	11	6	4								33		
PM Volumes	17	28	70	63	29	9	0	0	0	0	0	0	0	216		
% PM	5%	8%	20%	18%	8%	3%								60%		
PM Peak Hour	14:00	16:00	17:00	15:00	13:00	12:00								17:00		
Volume	5	5	15	11	6	3								33		
Directional Peak Periods		AM 7-9				NOON 12-2				PM 4-6				Off Peak Volumes		
All Speeds		Volume	↔		%	Volume	↔		%	Volume	↔		%	Volume	↔	
		55			15%	49			14%	60			17%	194		

Street Name	Direction	Percentiles					
		15th	50th	Average	85th	95th	ADT
S Lincoln St	Summary	16	25	24	31	35	358

VOLUME

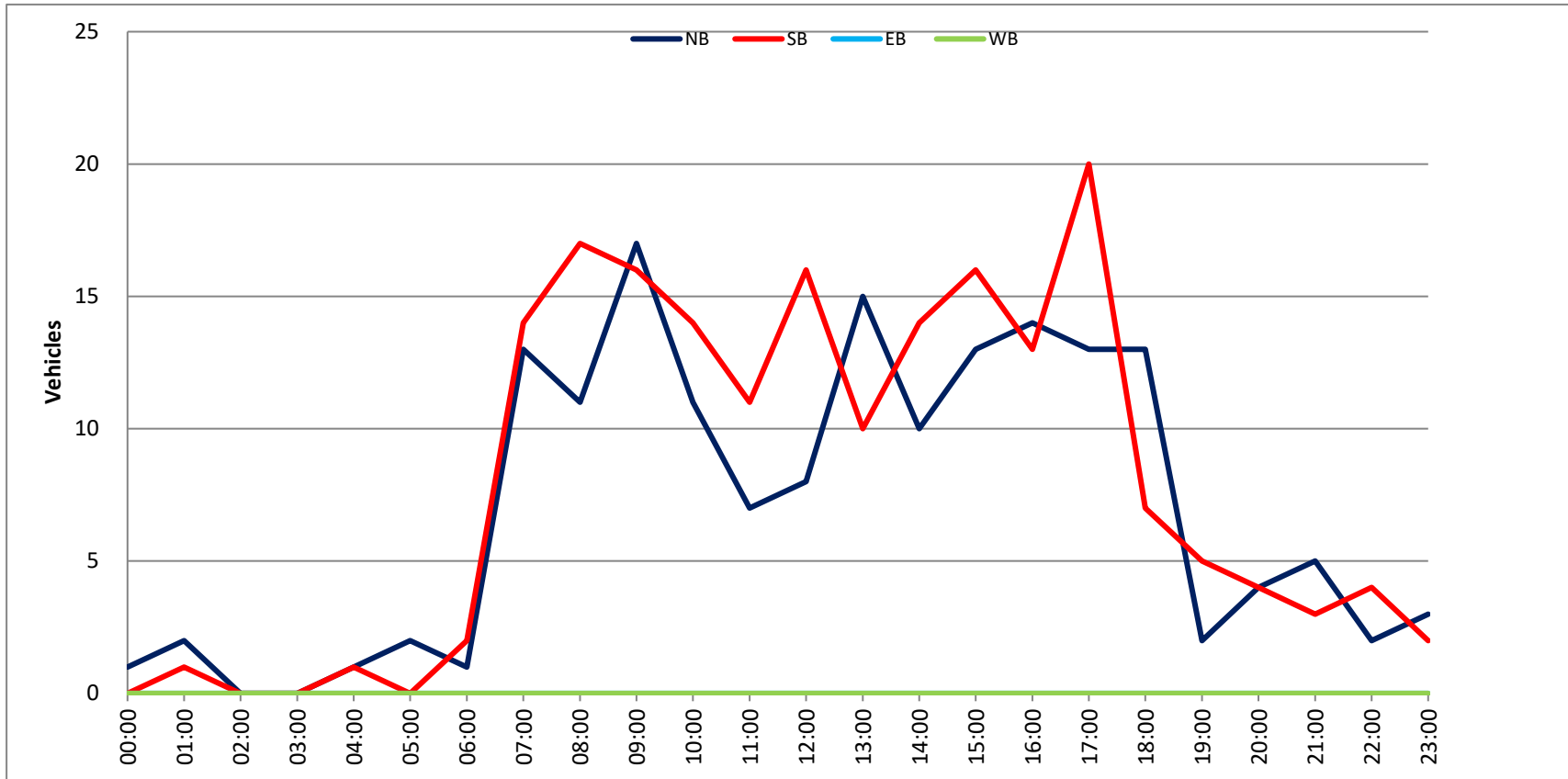
S Lincoln St Bet. W Oak St & W Alameda Ave

Day: Thursday
 Date: 1/20/2022

City: Burbank
 Project #: CA22_020022_004

DAILY TOTALS					NB	SB	EB	WB	Total		
					168	190	0	0	358		
AM Period	NB	SB	EB	WB	TOTAL	PM Period	NB	SB	EB	WB	TOTAL
00:00	0	0	0	0		12:00	2	3	0	0	5
00:15	1	0	0	0	1	12:15	1	3	0	0	4
00:30	0	0	0	0		12:30	3	7	0	0	10
00:45	0	1	0	0	1	12:45	2	8	3	16	24
01:00	0	0	0	0		13:00	4	7	0	0	11
01:15	0	0	0	0		13:15	3	0	0	0	3
01:30	2	0	0	0	2	13:30	4	2	0	0	6
01:45	0	2	1	1	3	13:45	4	15	1	10	25
02:00	0	0	0	0		14:00	1	4	0	0	5
02:15	0	0	0	0		14:15	1	0	0	0	1
02:30	0	0	0	0		14:30	6	2	0	0	8
02:45	0	0	0	0		14:45	2	10	8	14	24
03:00	0	0	0	0		15:00	4	4	0	0	8
03:15	0	0	0	0		15:15	2	6	0	0	8
03:30	0	0	0	0		15:30	3	1	0	0	4
03:45	0	0	0	0		15:45	4	13	5	16	29
04:00	0	0	0	0		16:00	3	4	0	0	7
04:15	1	0	0	0	1	16:15	3	6	0	0	9
04:30	0	0	0	0		16:30	3	1	0	0	4
04:45	0	1	1	1	2	16:45	5	14	2	13	27
05:00	0	0	0	0		17:00	1	7	0	0	8
05:15	1	0	0	0	1	17:15	2	5	0	0	7
05:30	1	0	0	0	1	17:30	7	7	0	0	14
05:45	0	2	0	0	2	17:45	3	13	1	20	33
06:00	1	0	0	0	1	18:00	6	2	0	0	8
06:15	0	1	0	0	1	18:15	2	3	0	0	5
06:30	0	0	0	0		18:30	3	1	0	0	4
06:45	0	1	1	2	3	18:45	2	13	1	7	20
07:00	0	3	0	0	3	19:00	0	1	0	0	1
07:15	1	2	0	0	3	19:15	1	1	0	0	2
07:30	4	3	0	0	7	19:30	0	2	0	0	2
07:45	8	13	6	14	27	19:45	1	2	1	5	7
08:00	2	7	0	0	9	20:00	2	2	0	0	4
08:15	3	6	0	0	9	20:15	1	0	0	0	1
08:30	3	2	0	0	5	20:30	0	1	0	0	1
08:45	3	11	2	17	28	20:45	1	4	1	4	8
09:00	5	3	0	0	8	21:00	2	2	0	0	4
09:15	4	2	0	0	6	21:15	2	1	0	0	3
09:30	2	3	0	0	5	21:30	0	0	0	0	
09:45	6	17	8	16	33	21:45	1	5	0	3	8
10:00	3	5	0	0	8	22:00	0	3	0	0	3
10:15	4	5	0	0	9	22:15	1	0	0	0	1
10:30	4	3	0	0	7	22:30	1	1	0	0	2
10:45	0	11	1	14	25	22:45	0	2	0	4	6
11:00	1	3	0	0	4	23:00	2	1	0	0	3
11:15	3	0	0	0	3	23:15	1	0	0	0	1
11:30	0	2	0	0	2	23:30	0	0	0	0	
11:45	3	7	6	11	18	23:45	0	3	1	2	5
TOTALS	66	76			142	TOTALS	102	114			216
SPLIT %	46.5%	53.5%			39.7%	SPLIT %	47.2%	52.8%			60.3%

DAILY TOTALS					NB	SB	EB	WB	Total
					168	190	0	0	358
AM Peak Hour	07:30	07:30		07:30	PM Peak Hour	17:15	16:45		16:45
AM Pk Volume	17	22		39	PM Pk Volume	18	21		36
Pk Hr Factor	0.531	0.786		0.696	Pk Hr Factor	0.643	0.750		0.643
7 - 9 Volume	24	31	0	55	4 - 6 Volume	27	33	0	60
7 - 9 Peak Hour	07:30	07:30		07:30	4 - 6 Peak Hour	16:45	16:45		16:45
7 - 9 Pk Volume	17	22	0	39	4 - 6 Pk Volume	15	21	0	36
Pk Hr Factor	0.531	0.786	0.000	0.696	Pk Hr Factor	0.536	0.750	0.000	0.643



Day: Tuesday
 Date: 1/18/2022

City: Burbank
 Project #: CA22_020022_005

North Bound

Time	<15	15 - 19	20-24	25 - 29	30 - 34	35 - 39	40 - 44	45 - 49	50 - 54	55 - 59	60 - 64	65 - 69	70 +	Total
00:00 AM	0	0	0	0	0	0	0	0	0	0	0	0	0	0
00:15	0	0	0	0	0	0	0	0	0	0	0	0	0	0
00:30	0	0	0	0	0	0	0	0	0	0	0	0	0	0
00:45	0	0	0	0	0	0	0	0	0	0	0	0	0	0
01:00	0	0	0	0	0	0	0	0	0	0	0	0	0	0
01:15	0	0	0	0	0	0	0	0	0	0	0	0	0	0
01:30	0	0	0	0	0	0	0	0	0	0	0	0	0	0
01:45	0	0	0	0	0	0	0	0	0	0	0	0	0	0
02:00	0	0	0	0	0	0	0	0	0	0	0	0	0	0
02:15	0	0	1	0	0	0	0	0	0	0	0	0	0	1
02:30	0	0	0	0	0	0	0	0	0	0	0	0	0	0
02:45	0	0	0	0	0	0	0	0	0	0	0	0	0	0
03:00	0	0	0	0	0	0	0	0	0	0	0	0	0	0
03:15	0	0	0	0	0	0	0	0	0	0	0	0	0	0
03:30	0	0	0	0	0	0	0	0	0	0	0	0	0	0
03:45	0	0	0	0	0	0	0	0	0	0	0	0	0	0
04:00	0	0	0	0	0	0	0	0	0	0	0	0	0	0
04:15	0	0	0	0	0	0	0	0	0	0	0	0	0	0
04:30	0	0	0	0	0	0	0	0	0	0	0	0	0	0
04:45	0	0	0	0	0	1	0	0	0	0	0	0	0	1
05:00	0	0	0	0	0	1	0	0	0	0	0	0	0	1
05:15	0	0	0	0	0	0	0	0	0	0	0	0	0	0
05:30	0	0	0	0	0	0	0	0	0	0	0	0	0	0
05:45	0	0	1	0	0	0	0	0	0	0	0	0	0	1
06:00	0	0	0	0	0	0	0	0	0	0	0	0	0	0
06:15	0	0	1	0	0	0	0	0	0	0	0	0	0	1
06:30	0	0	0	0	0	0	0	0	0	0	0	0	0	0
06:45	0	0	1	0	1	0	0	0	0	0	0	0	0	2
07:00	0	0	0	2	0	0	0	0	0	0	0	0	0	2
07:15	0	0	1	1	2	0	0	0	0	0	0	0	0	4
07:30	0	0	6	1	3	1	0	0	0	0	0	0	0	11
07:45	0	0	0	4	1	3	2	0	0	0	0	0	0	10
08:00	0	0	0	0	0	0	0	0	0	0	0	0	0	0
08:15	0	0	0	0	1	0	0	0	0	0	0	0	0	1
08:30	0	0	0	0	1	0	0	0	0	0	0	0	0	1
08:45	0	0	1	3	1	0	0	0	0	0	0	0	0	5
09:00	0	0	0	0	1	0	0	0	0	0	0	0	0	1
09:15	0	0	1	0	0	0	0	0	0	0	0	0	0	1
09:30	0	2	1	1	0	2	0	0	0	0	0	0	0	6
09:45	0	0	0	1	0	0	0	0	0	0	0	0	0	1
10:00	0	0	1	2	1	0	1	0	0	0	0	0	0	5
10:15	0	0	0	1	0	0	0	0	0	0	0	0	0	1
10:30	0	0	0	1	0	0	0	0	0	0	0	0	0	1
10:45	0	0	0	1	0	0	1	0	0	0	0	0	0	2
11:00	1	0	1	0	1	1	0	0	0	0	0	0	0	4
11:15	0	1	0	2	0	0	0	0	0	0	0	0	0	3
11:30	0	0	0	0	2	0	0	0	0	0	0	0	0	2
11:45	0	0	3	0	1	0	0	0	0	0	0	0	0	4
12:00 PM	0	0	0	1	1	1	0	0	0	0	0	0	0	3
12:15	1	0	0	0	0	0	0	0	0	0	0	0	0	1
12:30	0	0	0	2	0	0	0	0	0	0	0	0	0	2
12:45	1	0	0	2	0	1	0	0	0	0	0	0	0	4
13:00	1	0	0	0	2	0	0	0	0	0	0	0	0	3
13:15	0	0	0	1	0	0	0	0	0	0	0	0	0	2
13:30	0	0	0	0	0	0	0	0	0	0	0	0	0	0
13:45	0	2	1	2	2	1	0	0	0	0	0	0	0	8
14:00	1	1	5	1	1	0	0	0	0	0	0	0	0	9
14:15	2	0	1	1	2	1	0	0	0	0	0	0	0	7
14:30	0	0	2	0	1	1	0	0	0	0	0	0	0	4
14:45	1	1	0	0	2	0	0	0	0	0	0	0	0	4
15:00	0	0	0	0	0	1	0	0	0	0	0	0	0	1
15:15	0	1	1	2	1	0	1	0	0	0	0	0	0	6
15:30	1	1	1	1	0	0	0	0	0	0	0	0	0	4
15:45	0	0	0	1	0	0	0	0	0	0	0	0	0	1
16:00	0	0	0	1	1	1	0	0	0	0	0	0	0	3
16:15	0	0	0	0	2	0	0	0	0	0	0	0	0	2
16:30	0	0	0	0	1	0	0	0	0	0	0	0	0	2
16:45	3	0	0	0	0	0	0	0	0	0	0	0	0	3
17:00	0	1	0	1	0	0	0	0	0	0	0	0	0	2
17:15	0	0	0	1	0	2	0	0	0	0	0	0	0	3
17:30	0	0	0	0	0	0	0	0	0	0	0	0	0	0
17:45	0	0	0	2	0	1	0	0	0	0	0	0	0	2
18:00	0	0	0	1	0	0	0	0	0	0	0	0	0	1
18:15	0	0	3	1	1	0	0	0	0	0	0	0	0	5
18:30	0	0	0	0	0	0	0	0	0	0	0	0	0	0
18:45	0	0	1	1	0	0	0	0	0	0	0	0	0	2
19:00	0	1	0	1	0	0	0	0	0	0	0	0	0	2
19:15	0	0	0	0	0	0	0	0	0	0	0	0	0	0
19:30	0	0	0	0	1	0	0	0	0	0	0	0	0	1
19:45	0	0	0	1	0	0	0	0	0	0	0	0	0	1
20:00	0	0	0	0	0	0	0	0	0	0	0	0	0	0
20:15	0	0	0	1	0	0	0	0	0	0	0	0	0	1
20:30	0	1	0	0	0	0	0	0	0	0	0	0	0	1
20:45	0	0	0	0	0	0	0	0	0	0	0	0	0	0
21:00	0	0	0	0	0	0	0	0	0	0	0	0	0	0
21:15	0	0	0	0	0	1	0	0	0	0	0	0	0	1
21:30	0	0	0	0	0	0	0	0	0	0	0	0	0	0
21:45	0	0	0	0	0	0	0	0	0	0	0	0	0	0
22:00	0	0	0	0	0	0	1	0	0	0	0	0	0	1
22:15	0	0	1	0	0	0	0	0	0	0	0	0	0	1
22:30	0	1	0	0	0	0	0	0	0	0	0	0	0	1
22:45	0	0	0	1	0	0	0	0	0	0	0	0	0	1
23:00	0	0	0	0	0	0	0	0	0	0	0	0	0	0
23:15	0	0	0	0	0	0	0	0	0	0	0	0	0	0
23:30	0	0	0	0	0	0	0	0	0	0	0	0	0	0
23:45	0	0	0	0	0	0	0	0	0	0	0	0	0	0
ADT Totals	12	13	24	21	14	11	8							100
% of Totals	7%	8%	25%	25%	20%	13%	5%							100%

AM Volumes	1	3	20	19	15	9	0	0	0	0	0	0	0	71	
% AMH	1%	2%	12%	11%	9%	5%	0%	0%	0%	0%	0%	0%	0%	45%	
AM Peak Hour Volume	10:15	08:45	06:45	07:00	06:45	07:30								07:00	
	1	2	8	8	6	5								27	
PM Volumes	11	10	25	24	19	10	0	0	0	0	0	0	0	99	
% PM	7%	7%	14%	14%	11%	6%	0%	0%	0%	0%	0%	0%	0%	58%	
PM Peak Hour Volume	14:00	13:15	13:45	15:15	13:45	13:45								13:45	
	1	1	9	8										28	
Directional Peak Periods															
All Classes	AM 7-9				NOON 12-2				PM 4-6				Off Peak Volumes		
	Volume	← 20%			Volume	← 14%			Volume	← 12%			Volume	← 54%	
Street Name	Direction	15th	50th	Average	85th	95th	ADT								
S Myers St	North Bound	20	27	27	35	39	169								
S Myers St	South Bound	16	24	24	30	35	224								

SPEED

S Myers St Bet. W Oak St & W Alameda Ave

Day: Tuesday
Date: 1/18/2022

City: Burbank
Project #: CA22_020022_005

South Bound

Table with columns: Time, <15, 15-19, 20-24, 25-29, 30-34, 35-39, 40-44, 45-49, 50-54, 55-59, 60-64, 65-69, 70+, Total. Rows include hourly traffic counts from 00:00 AM to 23:45, followed by summary statistics for AM, PM, and Directional Peak Periods.

Summary table with columns: Street Name, Direction, 15th, 50th, Average, 85th, 95th, ADT. Rows for S Myers St North Bound and South Bound.

SPEED

S Myers St Bet. W Oak St & W Alameda Ave

Day: Tuesday
Date: 1/18/2022

City: Burbank
Project #: CA22_020022_005

Summary

Table with columns: Time, <15, 15-19, 20-24, 25-29, 30-34, 35-39, 40-44, 45-49, 50-54, 55-59, 60-64, 65-69, 70+, Total. Rows include hourly traffic counts from 00:00 AM to 23:45.

Summary table with columns: AM Volumes, % AM, AM Peak Hour Volume, PM Volumes, % PM, PM Peak Hour Volume. Rows show peak hour and percentage data for AM and PM periods.

Table for Directional Peak Periods. Columns: All Classes, AM 7-9, NOON 12-2, PM 4-6, Off Peak Volumes. Rows show volume and percentage for different directions and times.

Table for Street Name, Direction, 15th, 50th, Average, Percentiles, 85th, 95th, ADT. Row for S Myers St Summary showing traffic volume and ADT.

SPEED

S Myers St Bet. W Oak St & W Alameda Ave

Day: Tuesday
Date: 1/18/2022

City: Burbank
Project #: CA22_020022_005n

North Bound

Time	< 15	15 - 19	20 - 24	25 - 29	30 - 34	35 - 39	40 - 44	45 - 49	50 - 54	55 - 59	60 - 64	65 - 69	70 +	Total
00:00 AM	0	0	0	0	0	0	0	0	0	0	0	0	0	0
01:00	0	0	0	0	0	0	0	0	0	0	0	0	0	0
02:00	0	0	1	0	0	0	0	0	0	0	0	0	0	1
03:00	0	0	0	0	0	0	0	0	0	0	0	0	0	0
04:00	0	0	0	0	0	1	0	0	0	0	0	0	0	1
05:00	0	0	1	0	0	0	0	0	0	0	0	0	0	1
06:00	0	0	2	0	1	0	0	0	0	0	0	0	0	3
07:00	0	0	7	8	6	4	2	0	0	0	0	0	0	27
08:00	0	0	1	3	2	1	0	0	0	0	0	0	0	7
09:00	0	2	2	2	1	2	0	0	0	0	0	0	0	9
10:00	0	0	2	4	1	0	2	0	0	0	0	0	0	9
11:00	1	1	4	2	4	1	0	0	0	0	0	0	0	13
12:00 PM	2	0	4	1	2	1	0	0	0	0	0	0	0	10
13:00	1	2	2	3	4	1	0	0	0	0	0	0	0	13
14:00	4	2	8	2	6	2	0	0	0	0	0	0	0	24
15:00	1	2	2	4	1	1	1	0	0	0	0	0	0	12
16:00	3	0	0	4	1	2	0	0	0	0	0	0	0	10
17:00	0	1	1	4	3	1	0	0	0	0	0	0	0	10
18:00	0	0	4	3	1	0	0	0	0	0	0	0	0	8
19:00	0	1	1	1	1	0	0	0	0	0	0	0	0	4
20:00	0	1	0	1	0	0	0	0	0	0	0	0	0	2
21:00	0	0	0	0	0	1	0	0	0	0	0	0	0	1
22:00	0	1	1	1	0	1	0	0	0	0	0	0	0	4
23:00	0	0	0	0	0	0	0	0	0	0	0	0	0	0
Totals	12	13	43	43	34	19	5							169
% of Totals	7%	8%	25%	25%	20%	11%	3%							100%

AM Volumes	1	3	20	19	15	9	4	0	0	0	0	0	0	71
% AM	1%	2%	12%	11%	9%	5%	2%							42%
AM Peak Hour	11:00	09:00	07:00	07:00	07:00	07:00	07:00							07:00
Volume	1	2	7	8	6	4	2							27
PM Volumes	11	10	23	24	19	10	1	0	0	0	0	0	0	98
% PM	7%	6%	14%	14%	11%	6%	1%							58%
PM Peak Hour	14:00	13:00	14:00	15:00	14:00	14:00	15:00							14:00
Volume	4	2	8	4	6	2	1							24
Directional Peak Periods		AM 7-9				NOON 12-2			PM 4-6			Off Peak Volumes		
All Speeds		Volume	%		Volume	%		Volume	%		Volume	%		
		34	20%		23	14%		20	12%		92	54%		

Street Name	Direction	Percentiles					
		15th	50th	Average	85th	95th	ADT
S Myers St	North Bound	20	27	27	35	39	169
S Myers St	South Bound	16	24	24	30	35	224

SPEED

S Myers St Bet. W Oak St & W Alameda Ave

Day: Tuesday
Date: 1/18/2022

City: Burbank
Project #: CA22_020022_005s

South Bound

Time	< 15	15 - 19	20 - 24	25 - 29	30 - 34	35 - 39	40 - 44	45 - 49	50 - 54	55 - 59	60 - 64	65 - 69	70 +	Total
00:00 AM	0	0	1	0	0	0	0	0	0	0	0	0	0	1
01:00	0	0	0	0	0	0	0	0	0	0	0	0	0	0
02:00	0	0	0	0	0	0	0	0	0	0	0	0	0	0
03:00	1	1	0	1	0	0	0	0	0	0	0	0	0	3
04:00	0	0	0	0	1	1	0	0	0	0	0	0	0	2
05:00	0	0	0	2	0	0	1	0	0	0	0	0	0	3
06:00	0	0	1	1	1	0	0	0	0	0	0	0	0	3
07:00	1	3	5	10	4	2	0	0	0	0	0	0	0	25
08:00	2	2	6	8	3	0	1	0	0	0	0	0	0	22
09:00	0	3	2	5	2	0	1	0	0	0	0	0	0	13
10:00	0	3	3	2	0	0	0	0	0	0	0	0	0	8
11:00	1	0	4	3	1	0	0	0	0	0	0	0	0	9
12:00 PM	1	2	2	6	2	0	0	0	0	0	0	0	0	13
13:00	3	2	3	4	0	1	0	0	0	0	0	0	0	13
14:00	4	9	7	2	0	0	0	0	0	0	0	0	0	22
15:00	4	8	6	1	0	0	0	0	0	0	0	0	0	19
16:00	1	2	4	5	0	0	0	0	0	0	0	0	0	12
17:00	1	3	3	11	1	0	0	0	0	0	0	0	0	19
18:00	0	3	4	4	6	0	0	0	0	0	0	0	0	17
19:00	2	2	1	1	0	1	0	0	0	0	0	0	0	7
20:00	0	0	2	2	2	1	0	0	0	0	0	0	0	7
21:00	0	0	2	0	1	0	0	0	0	0	0	0	0	3
22:00	0	0	0	0	1	0	0	0	0	0	0	0	0	1
23:00	0	0	0	0	2	0	0	0	0	0	0	0	0	2
Totals	21	43	56	68	27	6	3							224
% of Totals	9%	19%	25%	30%	12%	3%	1%							100%

AM Volumes	5	12	22	32	12	3	3	0	0	0	0	0	0	89		
% AM	2%	5%	10%	14%	5%	1%	1%							40%		
AM Peak Hour	08:00	07:00	08:00	07:00	07:00	07:00	05:00							07:00		
Volume	2	3	6	10	4	2	1							25		
PM Volumes	16	31	34	36	15	3	0	0	0	0	0	0	0	135		
% PM	7%	14%	15%	16%	7%	1%								60%		
PM Peak Hour	14:00	14:00	14:00	17:00	18:00	13:00								14:00		
Volume	4	9	7	11	6	1								22		
Directional Peak Periods		AM 7-9				NOON 12-2			PM 4-6			Off Peak Volumes				
All Speeds		Volume	↔		%	Volume	↔		%	Volume	↔		%	Volume	↔	
		47			21%	26			12%	31			14%	120		

Street Name	Direction	Percentiles					
		15th	50th	Average	85th	95th	ADT
S Myers St	North Bound	20	27	27	35	39	169
S Myers St	South Bound	16	24	24	30	35	224

SPEED

S Myers St Bet. W Oak St & W Alameda Ave

Day: Tuesday
Date: 1/18/2022

City: Burbank
Project #: CA22_020022_005

Summary

Time	< 15	15 - 19	20 - 24	25 - 29	30 - 34	35 - 39	40 - 44	45 - 49	50 - 54	55 - 59	60 - 64	65 - 69	70 +	Total
00:00 AM	0	0	1	0	0	0	0	0	0	0	0	0	0	1
01:00	0	0	0	0	0	0	0	0	0	0	0	0	0	0
02:00	0	0	1	0	0	0	0	0	0	0	0	0	0	1
03:00	1	1	0	1	0	0	0	0	0	0	0	0	0	3
04:00	0	0	0	0	1	2	0	0	0	0	0	0	0	3
05:00	0	0	1	2	0	0	1	0	0	0	0	0	0	4
06:00	0	0	3	1	2	0	0	0	0	0	0	0	0	6
07:00	1	3	12	18	10	6	2	0	0	0	0	0	0	52
08:00	2	2	7	11	5	1	1	0	0	0	0	0	0	29
09:00	0	5	4	7	3	2	1	0	0	0	0	0	0	22
10:00	0	3	5	6	1	0	2	0	0	0	0	0	0	17
11:00	2	1	8	5	5	1	0	0	0	0	0	0	0	22
12:00 PM	3	2	6	7	4	1	0	0	0	0	0	0	0	23
13:00	4	4	5	7	4	2	0	0	0	0	0	0	0	26
14:00	8	11	15	4	6	2	0	0	0	0	0	0	0	46
15:00	5	10	8	5	1	1	1	0	0	0	0	0	0	31
16:00	4	2	4	9	1	2	0	0	0	0	0	0	0	22
17:00	1	4	4	15	4	1	0	0	0	0	0	0	0	29
18:00	0	3	8	7	7	0	0	0	0	0	0	0	0	25
19:00	2	3	2	2	1	1	0	0	0	0	0	0	0	11
20:00	0	1	2	3	2	1	0	0	0	0	0	0	0	9
21:00	0	0	2	0	1	1	0	0	0	0	0	0	0	4
22:00	0	1	1	1	1	1	0	0	0	0	0	0	0	5
23:00	0	0	0	0	2	0	0	0	0	0	0	0	0	2
Totals	33	56	99	111	61	25	8							393
% of Totals	8%	14%	25%	28%	16%	6%	2%							100%

AM Volumes	6	15	42	51	27	12	7	0	0	0	0	0	0	160		
% AM	2%	4%	11%	13%	7%	3%	2%							41%		
AM Peak Hour	08:00	09:00	07:00	07:00	07:00	07:00	07:00							07:00		
Volume	2	5	12	18	10	6	2							52		
PM Volumes	27	41	57	60	34	13	1	0	0	0	0	0	0	233		
% PM	7%	10%	15%	15%	9%	3%	0%							59%		
PM Peak Hour	14:00	14:00	14:00	17:00	18:00	13:00	15:00							14:00		
Volume	8	11	15	15	7	2	1							46		
Directional Peak Periods		AM 7-9				NOON 12-2			PM 4-6			Off Peak Volumes				
All Speeds		Volume	↔		%	Volume	↔		%	Volume	↔		%	Volume	↔	
		81			21%	49			12%	51			13%	212		

Street Name	Direction	Percentiles					
		15th	50th	Average	85th	95th	ADT
S Myers St	Summary	17	25	25	33	38	393

VOLUME

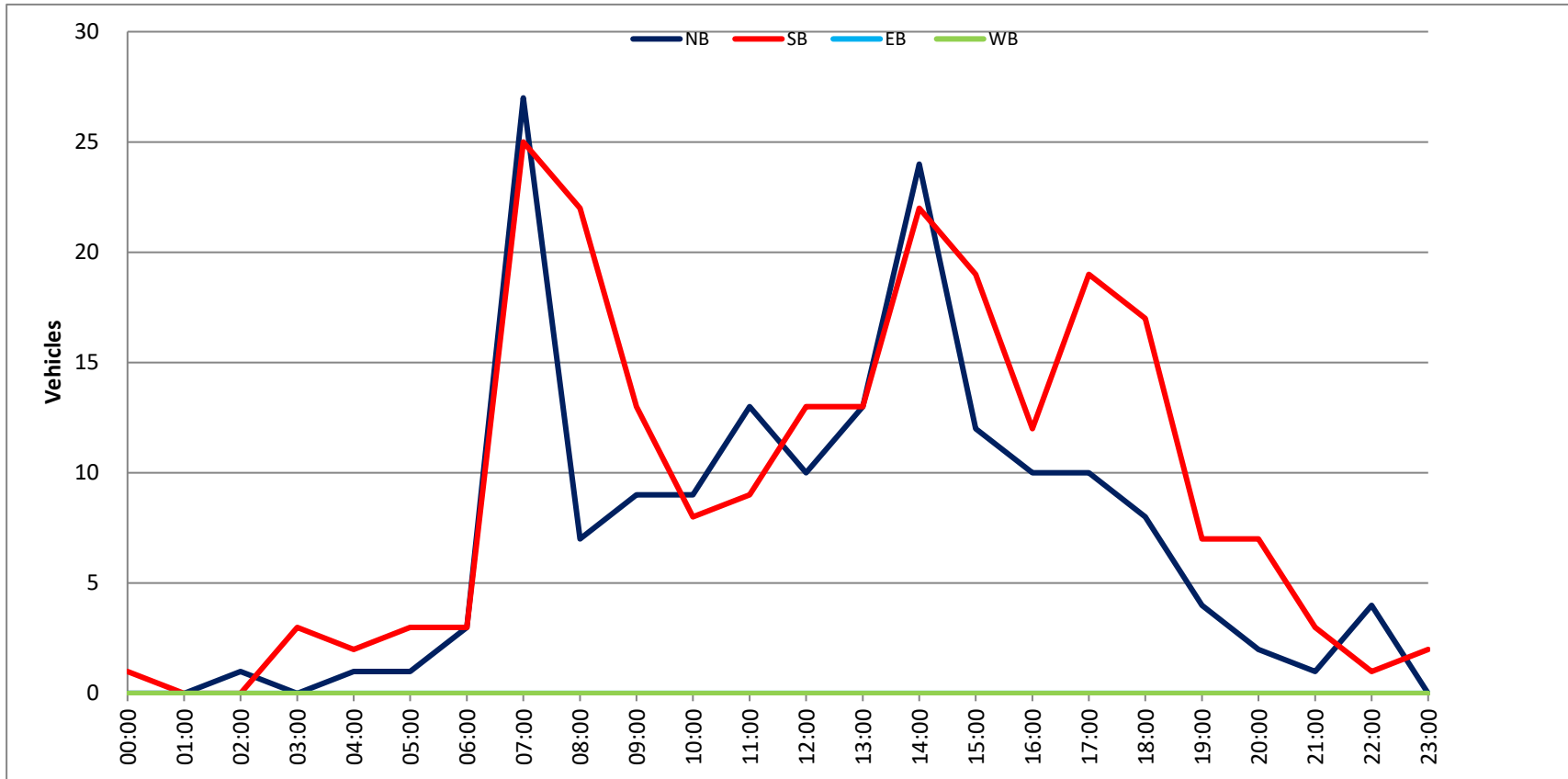
S Myers St Bet. W Oak St & W Alameda Ave

Day: Tuesday
 Date: 1/18/2022

City: Burbank
 Project #: CA22_020022_005

DAILY TOTALS					NB	SB	EB	WB	Total		
					169	224	0	0	393		
AM Period	NB	SB	EB	WB	TOTAL	PM Period	NB	SB	EB	WB	TOTAL
00:00	0	0	0	0		12:00	3	1	0	0	4
00:15	0	1	0	0	1	12:15	1	6	0	0	7
00:30	0	0	0	0		12:30	2	4	0	0	6
00:45	0	0	1	0	1	12:45	4	10	2	13	29
01:00	0	0	0	0		13:00	3	4	0	0	7
01:15	0	0	0	0		13:15	2	2	0	0	4
01:30	0	0	0	0		13:30	0	2	0	0	2
01:45	0	0	0	0		13:45	8	13	5	13	39
02:00	0	0	0	0		14:00	9	7	0	0	16
02:15	1	0	0	0	1	14:15	7	7	0	0	14
02:30	0	0	0	0		14:30	4	4	0	0	8
02:45	0	1	0	0	1	14:45	4	24	4	22	54
03:00	0	1	0	0	1	15:00	1	5	0	0	6
03:15	0	0	0	0		15:15	6	3	0	0	9
03:30	0	0	0	0		15:30	4	4	0	0	8
03:45	0	2	3	0	5	15:45	1	12	7	19	39
04:00	0	0	0	0		16:00	3	6	0	0	9
04:15	0	0	0	0		16:15	2	2	0	0	4
04:30	0	0	0	0		16:30	2	1	0	0	3
04:45	1	1	2	2	6	16:45	3	10	3	12	28
05:00	0	0	0	0		17:00	2	9	0	0	11
05:15	0	1	0	0	1	17:15	3	3	0	0	6
05:30	0	0	0	0		17:30	3	5	0	0	8
05:45	1	1	2	3	7	17:45	2	10	2	19	33
06:00	0	1	0	0	1	18:00	1	3	0	0	4
06:15	1	0	0	0	1	18:15	5	5	0	0	10
06:30	0	0	0	0		18:30	0	4	0	0	4
06:45	2	3	2	3	10	18:45	2	8	5	17	32
07:00	2	2	0	0	4	19:00	2	4	0	0	6
07:15	4	3	0	0	7	19:15	0	0	0	0	0
07:30	11	8	0	0	19	19:30	1	2	0	0	3
07:45	10	27	12	25	74	19:45	1	4	1	7	13
08:00	0	5	0	0	5	20:00	0	1	0	0	1
08:15	1	8	0	0	9	20:15	1	3	0	0	4
08:30	1	3	0	0	4	20:30	1	1	0	0	2
08:45	5	7	6	22	40	20:45	0	2	2	7	11
09:00	1	5	0	0	6	21:00	0	1	0	0	1
09:15	1	1	0	0	2	21:15	1	1	0	0	2
09:30	6	3	0	0	9	21:30	0	1	0	0	1
09:45	1	9	4	13	27	21:45	0	1	0	3	4
10:00	5	1	0	0	6	22:00	1	0	0	0	1
10:15	1	1	0	0	2	22:15	1	0	0	0	1
10:30	1	4	0	0	5	22:30	1	0	0	0	1
10:45	2	9	2	8	21	22:45	1	4	1	1	7
11:00	4	1	0	0	5	23:00	0	0	0	0	0
11:15	3	1	0	0	4	23:15	0	0	0	0	0
11:30	2	5	0	0	7	23:30	0	0	0	0	0
11:45	4	13	2	9	28	23:45	0	2	2	0	4
TOTALS	71	89	0	0	160	TOTALS	98	135	0	0	233
SPLIT %	44.4%	55.6%	0.0%	0.0%	40.7%	SPLIT %	42.1%	57.9%	0.0%	0.0%	59.3%

DAILY TOTALS					NB	SB	EB	WB	Total
					169	224	0	0	393
AM Peak Hour	07:00	07:30		07:30	PM Peak Hour	13:45	13:45		13:45
AM Pk Volume	27	33		55	PM Pk Volume	28	23		51
Pk Hr Factor	0.614	0.688		0.625	Pk Hr Factor	0.778	0.821		0.797
7 - 9 Volume	34	47	0	81	4 - 6 Volume	20	31	0	51
7 - 9 Peak Hour	07:00	07:30		07:30	4 - 6 Peak Hour	16:45	16:45		16:45
7 - 9 Pk Volume	27	33	0	55	4 - 6 Pk Volume	11	20	0	31
Pk Hr Factor	0.614	0.688	0.000	0.625	Pk Hr Factor	0.917	0.556	0.000	0.705



SPEED
S Myers St Bet. W Oak St & W Alameda Ave

Day: Wednesday
Date: 1/19/2022

City: Burbank
Project #: CA22_020022_005n

North Bound

Table with columns: Time, <15, 15-19, 20-24, 25-29, 30-34, 35-39, 40-44, 45-49, 50-54, 55-59, 60-64, 65-69, 70+, Total. Rows show traffic volume by time slot from 00:00 AM to 23:45.

Summary row for AM/PM totals and percentages: AM Totals (15, 18, 20, 15, 27, 30, 4, 1), PM Totals (15, 21, 31, 24), Total (100%).

Summary tables for AM/PM Volumes, Peak Hour Volumes, and Directional Peak Periods. Includes sub-tables for All Classes, AM 7-9, NOON 12-2, and Off Peak Volumes.

Summary table for Street Name, Direction, and Percentiles (15th, 50th, Average, 85th, 95th, ADT).

SPEED

S Myers St Bet. W Oak St & W Alameda Ave

Day: Wednesday
Date: 1/19/2022

City: Burbank
Project #: CA22_020022_005

Summary

Table with columns: Time, <15, 15-19, 20-24, 25-29, 30-34, 35-39, 40-44, 45-49, 50-54, 55-59, 60-64, 65-69, 70+, Total. Rows include AM (00:00-06:55), PM (12:00-23:45), and % of Totals.

Summary row: AM Totals, % of Totals

AM Volumes, % AMH, AM Peak Hour Volume, PM Volumes, % PM, PM Peak Hour Volume

Directional Peak Periods: All Classes, AM 7-9, NOON 12-2, PM 4-6, Off Peak Volumes

Street Name, Direction, Percentiles (15th, 50th, Average, 85th, 95th), ADT

SPEED

S Myers St Bet. W Oak St & W Alameda Ave

Day: Wednesday

Date: 1/19/2022

City: Burbank

Project #: CA22_020022_005n

North Bound

Time	< 15	15 - 19	20 - 24	25 - 29	30 - 34	35 - 39	40 - 44	45 - 49	50 - 54	55 - 59	60 - 64	65 - 69	70 +	Total
00:00 AM	0	0	0	0	0	0	0	0	0	0	0	0	0	0
01:00	0	0	0	0	0	0	0	0	0	0	0	0	0	0
02:00	0	0	0	0	1	0	0	0	0	0	0	0	0	1
03:00	0	0	0	0	0	0	0	0	0	0	0	0	0	0
04:00	0	0	0	0	0	1	0	0	0	0	0	0	0	1
05:00	0	0	0	0	0	0	0	0	0	0	0	0	0	0
06:00	0	0	2	0	0	0	1	0	0	0	0	0	0	3
07:00	0	2	3	7	8	4	3	0	0	0	0	0	0	27
08:00	2	1	2	7	4	0	1	0	0	0	0	0	0	17
09:00	1	1	1	5	0	0	0	0	0	0	0	0	0	8
10:00	1	1	0	4	1	1	0	0	0	0	0	0	0	8
11:00	2	1	2	4	4	0	0	0	0	0	0	0	0	13
12:00 PM	0	1	3	3	3	0	0	0	0	0	0	0	0	10
13:00	2	2	1	6	2	0	0	0	0	0	0	0	0	13
14:00	0	1	7	7	8	1	0	0	0	0	0	0	0	24
15:00	1	1	4	5	4	1	0	0	0	0	0	0	0	16
16:00	2	2	2	2	4	1	0	0	0	0	0	0	0	13
17:00	0	0	6	3	4	1	1	0	0	0	0	0	0	15
18:00	2	1	1	1	2	0	0	0	0	0	0	0	0	7
19:00	2	0	1	1	1	0	0	0	0	0	0	0	0	5
20:00	0	2	0	2	1	0	0	0	0	0	0	0	0	5
21:00	0	0	3	1	0	0	0	0	0	0	0	0	0	4
22:00	0	0	2	0	0	0	0	0	0	0	0	0	0	2
23:00	0	0	0	1	0	0	0	0	0	0	0	0	0	1
Totals	15	16	40	59	47	10	6							193
% of Totals	8%	8%	21%	31%	24%	5%	3%							100%

AM Volumes	6	6	10	27	18	6	5	0	0	0	0	0	0	78		
% AM	3%	3%	5%	14%	9%	3%	3%							40%		
AM Peak Hour	08:00	07:00	07:00	07:00	07:00	07:00	07:00							07:00		
Volume	2	2	3	7	8	4	3							27		
PM Volumes	9	10	30	32	29	4	1	0	0	0	0	0	0	115		
% PM	5%	5%	16%	17%	15%	2%	1%							60%		
PM Peak Hour	13:00	13:00	14:00	14:00	14:00	14:00	17:00							14:00		
Volume	2	2	7	7	8	1	1							24		
Directional Peak Periods		AM 7-9				NOON 12-2				PM 4-6				Off Peak Volumes		
All Speeds		Volume	↔		%	Volume	↔		%	Volume	↔		%	Volume	↔	
		44			23%	23			12%	28			15%	98		

Street Name	Direction	Percentiles					
		15th	50th	Average	85th	95th	ADT
S Myers St	North Bound	19	27	26	34	38	193
S Myers St	South Bound	16	23	23	29	33	249

SPEED

S Myers St Bet. W Oak St & W Alameda Ave

Day: Wednesday

Date: 1/19/2022

City: Burbank

Project #: CA22_020022_005s

South Bound

Time	< 15	15 - 19	20 - 24	25 - 29	30 - 34	35 - 39	40 - 44	45 - 49	50 - 54	55 - 59	60 - 64	65 - 69	70 +	Total
00:00 AM	0	0	0	0	0	0	0	0	0	0	0	0	0	0
01:00	0	0	0	0	1	0	0	0	0	0	0	0	0	1
02:00	0	0	0	0	0	0	0	0	0	0	0	0	0	0
03:00	0	0	0	0	0	0	0	0	0	0	0	0	0	0
04:00	0	0	0	0	0	0	1	0	0	0	0	0	0	1
05:00	0	0	1	0	0	0	1	0	0	0	0	0	0	2
06:00	0	1	0	2	0	0	0	0	0	0	0	0	0	3
07:00	1	2	9	8	2	1	0	0	0	0	0	0	0	23
08:00	2	5	9	5	1	0	0	0	0	0	0	0	0	22
09:00	1	2	4	4	2	0	0	0	0	0	0	0	0	13
10:00	2	3	5	0	1	0	0	0	0	0	0	0	0	11
11:00	2	2	6	4	0	0	0	0	0	0	0	0	0	14
12:00 PM	0	2	10	6	2	1	0	0	0	0	0	0	0	21
13:00	2	5	3	3	0	0	0	0	0	0	0	0	0	13
14:00	5	6	5	10	2	0	0	0	0	0	0	0	0	28
15:00	2	3	10	10	4	0	0	0	0	0	0	0	0	29
16:00	5	4	6	4	1	0	0	0	0	0	0	0	0	20
17:00	0	2	7	2	0	0	0	0	0	0	0	0	0	11
18:00	1	5	3	5	0	1	0	0	0	0	0	0	0	15
19:00	1	0	2	3	1	0	0	0	0	0	0	0	0	7
20:00	0	1	3	1	1	1	0	0	0	0	0	0	0	7
21:00	1	0	1	0	0	1	0	0	0	0	0	0	0	3
22:00	2	1	0	0	0	0	0	0	0	0	0	0	0	3
23:00	0	0	2	0	0	0	0	0	0	0	0	0	0	2
Totals	27	44	86	67	18	5	2							249
% of Totals	11%	18%	35%	27%	7%	2%	1%							100%

AM Volumes	8	15	34	23	7	1	2	0	0	0	0	0	0	90		
% AM	3%	6%	14%	9%	3%	0%	1%							36%		
AM Peak Hour	08:00	08:00	07:00	07:00	07:00	07:00	04:00							07:00		
Volume	2	5	9	8	2	1	1							23		
PM Volumes	19	29	52	44	11	4	0	0	0	0	0	0	0	159		
% PM	8%	12%	21%	18%	4%	2%								64%		
PM Peak Hour	14:00	14:00	12:00	14:00	15:00	12:00								15:00		
Volume	5	6	10	10	4	1								29		
Directional Peak Periods		AM 7-9				NOON 12-2				PM 4-6				Off Peak Volumes		
All Speeds		Volume	↔		%	Volume	↔		%	Volume	↔		%	Volume	↔	
		45			18%	34			14%	31			12%	139		

Street Name	Direction	Percentiles					
		15th	50th	Average	85th	95th	ADT
S Myers St	North Bound	19	27	26	34	38	193
S Myers St	South Bound	16	23	23	29	33	249

SPEED

S Myers St Bet. W Oak St & W Alameda Ave

Day: Wednesday

Date: 1/19/2022

City: Burbank

Project #: CA22_020022_005

Summary

Time	< 15	15 - 19	20 - 24	25 - 29	30 - 34	35 - 39	40 - 44	45 - 49	50 - 54	55 - 59	60 - 64	65 - 69	70 +	Total
00:00 AM	0	0	0	0	0	0	0	0	0	0	0	0	0	0
01:00	0	0	0	0	1	0	0	0	0	0	0	0	0	1
02:00	0	0	0	0	1	0	0	0	0	0	0	0	0	1
03:00	0	0	0	0	0	0	0	0	0	0	0	0	0	0
04:00	0	0	0	0	0	1	1	0	0	0	0	0	0	2
05:00	0	0	1	0	0	0	1	0	0	0	0	0	0	2
06:00	0	1	2	2	0	0	1	0	0	0	0	0	0	6
07:00	1	4	12	15	10	5	3	0	0	0	0	0	0	50
08:00	4	6	11	12	5	0	1	0	0	0	0	0	0	39
09:00	2	3	5	9	2	0	0	0	0	0	0	0	0	21
10:00	3	4	5	4	2	1	0	0	0	0	0	0	0	19
11:00	4	3	8	8	4	0	0	0	0	0	0	0	0	27
12:00 PM	0	3	13	9	5	1	0	0	0	0	0	0	0	31
13:00	4	7	4	9	2	0	0	0	0	0	0	0	0	26
14:00	5	7	12	17	10	1	0	0	0	0	0	0	0	52
15:00	3	4	14	15	8	1	0	0	0	0	0	0	0	45
16:00	7	6	8	6	5	1	0	0	0	0	0	0	0	33
17:00	0	2	13	5	4	1	1	0	0	0	0	0	0	26
18:00	3	6	4	6	2	1	0	0	0	0	0	0	0	22
19:00	3	0	3	4	2	0	0	0	0	0	0	0	0	12
20:00	0	3	3	3	2	1	0	0	0	0	0	0	0	12
21:00	1	0	4	1	0	1	0	0	0	0	0	0	0	7
22:00	2	1	2	0	0	0	0	0	0	0	0	0	0	5
23:00	0	0	2	1	0	0	0	0	0	0	0	0	0	3
Totals	42	60	126	126	65	15	8							442
% of Totals	10%	14%	29%	29%	15%	3%	2%							100%

AM Volumes	14	21	44	50	25	7	7	0	0	0	0	0	0	168		
% AM	3%	5%	10%	11%	6%	2%	2%							38%		
AM Peak Hour	08:00	08:00	07:00	07:00	07:00	07:00	07:00							07:00		
Volume	4	6	12	15	10	5	3							50		
PM Volumes	28	39	82	76	40	8	1	0	0	0	0	0	0	274		
% PM	6%	9%	19%	17%	9%	2%	0%							62%		
PM Peak Hour	16:00	13:00	15:00	14:00	14:00	12:00	17:00							14:00		
Volume	7	7	14	17	10	1	1							52		
Directional Peak Periods		AM 7-9				NOON 12-2			PM 4-6			Off Peak Volumes				
All Speeds		Volume	↔		%	Volume	↔		%	Volume	↔		%	Volume	↔	
		89			20%	57			13%	59			13%	237		

Street Name	Direction	Percentiles					
		15th	50th	Average	85th	95th	ADT
S Myers St	Summary	17	25	24	32	35	442

VOLUME

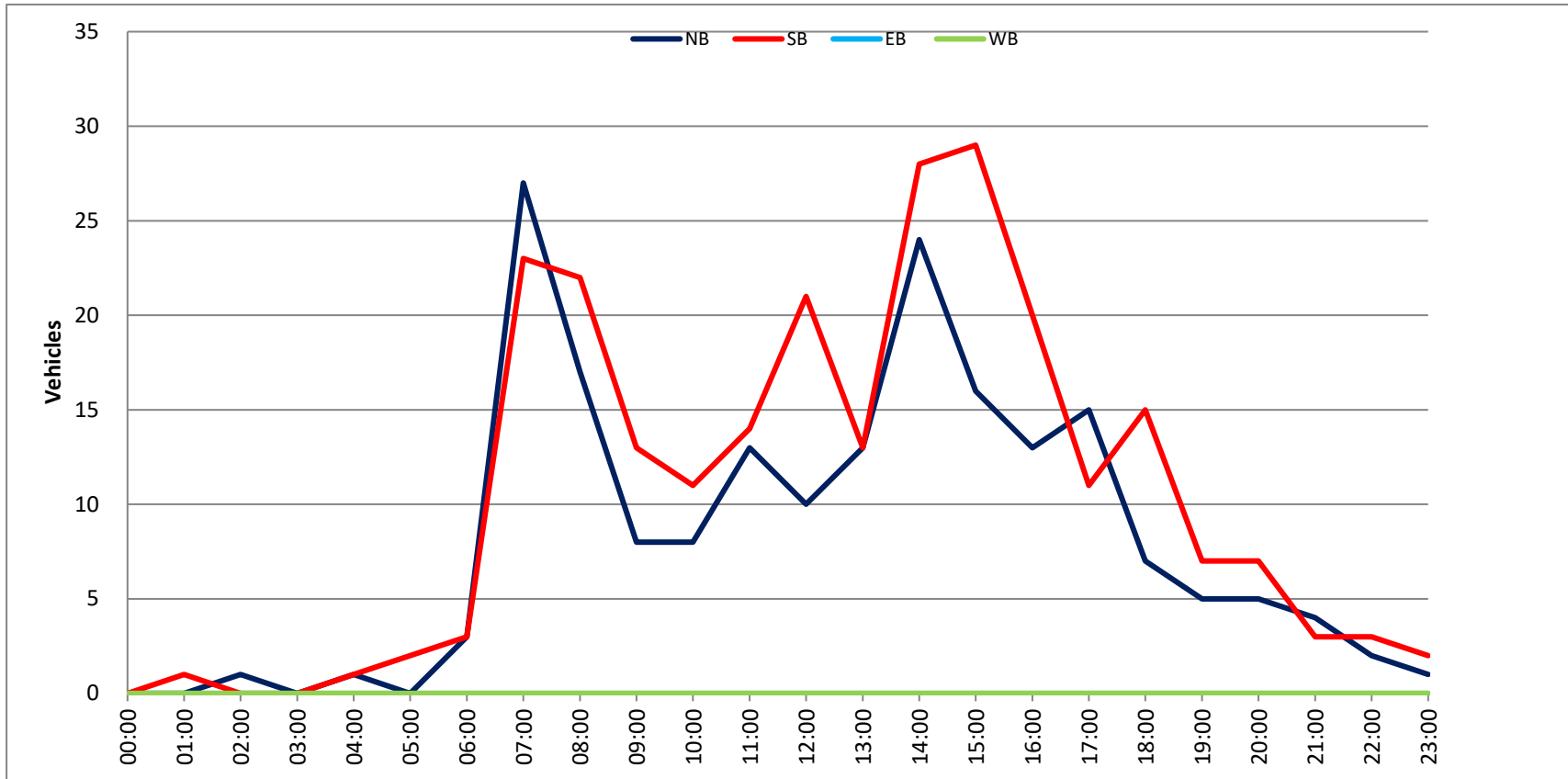
S Myers St Bet. W Oak St & W Alameda Ave

Day: Wednesday
 Date: 1/19/2022

City: Burbank
 Project #: CA22_020022_005

DAILY TOTALS					NB	SB	EB	WB	Total		
					193	249	0	0	442		
AM Period	NB	SB	EB	WB	TOTAL	PM Period	NB	SB	EB	WB	TOTAL
00:00	0	0	0	0		12:00	3	8	0	0	11
00:15	0	0	0	0		12:15	3	4	0	0	7
00:30	0	0	0	0		12:30	2	4	0	0	6
00:45	0	0	0	0		12:45	2	10	5	21	38
01:00	0	0	0	0		13:00	3	4	0	0	7
01:15	0	0	0	0		13:15	3	3	0	0	6
01:30	0	0	0	0		13:30	1	5	0	0	6
01:45	0	1	1	0	1 1	13:45	6	13	1	13	33
02:00	1	0	0	0	1	14:00	3	4	0	0	7
02:15	0	0	0	0		14:15	2	8	0	0	10
02:30	0	0	0	0		14:30	10	5	0	0	15
02:45	0	1	0	0	1	14:45	9	24	11	28	72
03:00	0	0	0	0		15:00	6	9	0	0	15
03:15	0	0	0	0		15:15	1	5	0	0	6
03:30	0	0	0	0		15:30	5	10	0	0	15
03:45	0	0	0	0		15:45	4	16	5	29	54
04:00	0	0	0	0		16:00	3	6	0	0	9
04:15	0	0	0	0		16:15	4	8	0	0	12
04:30	0	0	0	0		16:30	4	1	0	0	5
04:45	1	1	1	0	2 2	16:45	2	13	5	20	40
05:00	0	0	0	0		17:00	2	4	0	0	6
05:15	0	2	0	0	2	17:15	4	4	0	0	8
05:30	0	0	0	0		17:30	2	1	0	0	3
05:45	0	0	2	0	2	17:45	7	15	2	11	35
06:00	0	1	0	0	1	18:00	0	4	0	0	4
06:15	2	0	0	0	2	18:15	2	1	0	0	3
06:30	1	0	0	0	1	18:30	4	8	0	0	12
06:45	0	3	2	3	2 6	18:45	1	7	2	15	25
07:00	0	1	0	0	1	19:00	2	3	0	0	5
07:15	2	3	0	0	5	19:15	0	2	0	0	2
07:30	13	5	0	0	18	19:30	1	2	0	0	3
07:45	12	27	14	23	26 50	19:45	2	5	0	7	14
08:00	2	6	0	0	8	20:00	1	2	0	0	3
08:15	1	7	0	0	8	20:15	0	4	0	0	4
08:30	7	4	0	0	11	20:30	2	1	0	0	3
08:45	7	17	5	22	12 39	20:45	2	5	0	7	14
09:00	1	3	0	0	4	21:00	3	0	0	0	3
09:15	3	2	0	0	5	21:15	1	1	0	0	2
09:30	3	4	0	0	7	21:30	0	2	0	0	2
09:45	1	8	4	13	5 21	21:45	0	4	0	3	7
10:00	1	1	0	0	2	22:00	0	0	0	0	0
10:15	3	2	0	0	5	22:15	0	3	0	0	3
10:30	1	3	0	0	4	22:30	2	0	0	0	2
10:45	3	8	5	11	8 19	22:45	0	2	0	3	5
11:00	0	3	0	0	3	23:00	0	0	0	0	0
11:15	2	6	0	0	8	23:15	1	1	0	0	2
11:30	7	3	0	0	10	23:30	0	1	0	0	1
11:45	4	13	2	14	6 27	23:45	0	1	0	2	3
TOTALS	78	90			168	TOTALS	115	159			274
SPLIT %	46.4%	53.6%			38.0%	SPLIT %	42.0%	58.0%			62.0%

DAILY TOTALS					NB	SB	EB	WB	Total
					193	249	0	0	442
AM Peak Hour	07:15	07:30		07:30	PM Peak Hour	14:15	14:45		14:15
AM Pk Volume	29	32		60	PM Pk Volume	27	35		60
Pk Hr Factor	0.558	0.571		0.577	Pk Hr Factor	0.675	0.795		0.750
7 - 9 Volume	44	45	0	89	4 - 6 Volume	28	31	0	59
7 - 9 Peak Hour	07:15	07:30		07:30	4 - 6 Peak Hour	17:00	16:00		16:00
7 - 9 Pk Volume	29	32	0	60	4 - 6 Pk Volume	15	20	0	33
Pk Hr Factor	0.558	0.571	0.000	0.577	Pk Hr Factor	0.536	0.625	0.000	0.688



SPEED

S Myers St Bet. W Oak St & W Alameda Ave

Day: Thursday

Date: 1/20/2022

City: Burbank

Project #: CA22_020022_005n

North Bound

Time	< 15	15 - 19	20 - 24	25 - 29	30 - 34	35 - 39	40 - 44	45 - 49	50 - 54	55 - 59	60 - 64	65 - 69	70 +	Total
00:00 AM	0	0	0	0	0	0	0	0	0	0	0	0	0	0
01:00	0	0	1	0	1	0	0	0	0	0	0	0	0	2
02:00	0	0	0	0	0	1	0	0	0	0	0	0	0	1
03:00	0	0	0	0	0	0	0	0	0	0	0	0	0	0
04:00	0	0	0	0	0	1	0	0	0	0	0	0	0	1
05:00	0	0	0	0	0	0	0	0	0	0	0	0	0	0
06:00	0	0	2	2	0	0	0	0	0	0	0	0	0	4
07:00	0	1	8	12	6	4	0	0	0	0	0	0	0	31
08:00	2	0	2	2	0	0	0	0	0	0	0	0	0	6
09:00	1	2	4	2	1	0	0	0	0	0	0	0	0	10
10:00	1	0	4	0	1	1	0	0	0	0	0	0	0	7
11:00	2	0	2	1	3	0	0	0	0	0	0	0	0	8
12:00 PM	3	2	4	1	2	0	0	0	0	0	0	0	0	12
13:00	0	2	1	4	1	1	0	0	0	0	0	0	0	9
14:00	3	1	5	12	5	5	0	0	0	0	0	0	0	31
15:00	1	0	2	3	2	0	0	0	0	0	0	0	0	8
16:00	2	0	4	5	4	0	0	0	0	0	0	0	0	15
17:00	1	1	1	2	1	3	0	0	0	0	0	0	0	9
18:00	1	2	2	6	0	1	0	0	0	0	0	0	0	12
19:00	0	0	1	2	2	0	0	0	0	0	0	0	0	5
20:00	1	0	0	0	0	1	0	0	0	0	0	0	0	2
21:00	0	1	1	0	0	0	0	0	0	0	0	0	0	2
22:00	2	0	2	0	0	1	0	0	0	0	0	0	0	5
23:00	0	0	0	1	0	1	0	0	0	0	0	0	0	2
Totals	20	12	46	55	29	20								182
% of Totals	11%	7%	25%	30%	16%	11%								100%

AM Volumes	6	3	23	19	12	7	0	0	0	0	0	0	0	70	
% AM	3%	2%	13%	10%	7%	4%								38%	
AM Peak Hour	08:00	09:00	07:00	07:00	07:00	07:00								07:00	
Volume	2	2	8	12	6	4								31	
PM Volumes	14	9	23	36	17	13	0	0	0	0	0	0	0	112	
% PM	8%	5%	13%	20%	9%	7%								62%	
PM Peak Hour	12:00	12:00	14:00	14:00	14:00	14:00								14:00	
Volume	3	2	5	12	5	5								31	
Directional Peak Periods		AM 7-9				NOON 12-2				PM 4-6				Off Peak Volumes	
All Speeds		Volume	%		Volume	%		Volume	%		Volume	%			
		37	↔ 20%		21	↔ 12%		24	↔ 13%		100	↔ 55%			

Street Name	Direction	Percentiles					
		15th	50th	Average	85th	95th	ADT
S Myers St	North Bound	18	26	26	34	38	182
S Myers St	South Bound	17	24	24	31	36	237

SPEED

S Myers St Bet. W Oak St & W Alameda Ave

Day: Thursday
Date: 1/20/2022

City: Burbank
Project #: CA22_020022_005s

South Bound

Time	< 15	15 - 19	20 - 24	25 - 29	30 - 34	35 - 39	40 - 44	45 - 49	50 - 54	55 - 59	60 - 64	65 - 69	70 +	Total
00:00 AM	0	0	0	0	0	1	0	0	0	0	0	0	0	1
01:00	0	0	0	0	0	0	0	0	0	0	0	0	0	0
02:00	0	0	0	0	1	0	0	0	0	0	0	0	0	1
03:00	0	0	0	0	0	0	0	0	0	0	0	0	0	0
04:00	0	0	0	0	0	0	0	0	0	0	0	0	0	0
05:00	0	0	1	0	0	0	2	0	0	0	0	0	0	3
06:00	1	1	1	2	1	1	0	0	0	0	0	0	0	7
07:00	1	7	7	6	2	1	0	0	0	0	0	0	0	24
08:00	0	4	8	0	0	0	0	0	0	0	0	0	0	12
09:00	2	5	6	1	1	0	1	0	0	0	0	0	0	16
10:00	3	2	4	4	1	0	0	0	0	0	0	0	0	14
11:00	2	1	5	4	1	1	1	0	0	0	0	0	0	15
12:00 PM	1	2	2	3	2	0	0	0	0	0	0	0	0	10
13:00	3	1	5	5	2	0	0	0	0	0	0	0	0	16
14:00	2	3	12	7	5	1	0	0	0	0	0	0	0	30
15:00	1	2	9	9	6	1	0	0	0	0	0	0	0	28
16:00	2	5	6	4	1	0	0	0	0	0	0	0	0	18
17:00	2	6	3	5	0	0	0	0	0	0	0	0	0	16
18:00	1	0	0	4	1	0	0	0	0	0	0	0	0	6
19:00	0	0	3	1	3	3	0	0	0	0	0	0	0	10
20:00	0	0	2	1	0	0	0	0	0	0	0	0	0	3
21:00	0	1	0	1	1	0	0	0	0	0	0	0	0	3
22:00	1	0	0	1	0	0	0	0	0	0	0	0	0	2
23:00	1	0	0	1	0	0	0	0	0	0	0	0	0	2
Totals	23	40	74	59	28	9	4							237
% of Totals	10%	17%	31%	25%	12%	4%	2%							100%

AM Volumes	9	20	32	17	7	4	4	0	0	0	0	0	0	93
% AM	4%	8%	14%	7%	3%	2%	2%							39%
AM Peak Hour	10:00	07:00	08:00	07:00	07:00		05:00							07:00
Volume	3	7	8	6	2	1	2							24
PM Volumes	14	20	42	42	21	5	0	0	0	0	0	0	0	144
% PM	6%	8%	18%	18%	9%	2%								61%
PM Peak Hour	13:00	17:00	14:00	15:00	15:00	19:00								14:00
Volume	3	6	12	9	6	3								30
Directional Peak Periods		AM 7-9		NOON 12-2		PM 4-6		Off Peak Volumes						
All Speeds		Volume	%	Volume	%	Volume	%	Volume	%					
		36	15%	26	11%	34	14%	141	59%					

Street Name	Direction	Percentiles					
		15th	50th	Average	85th	95th	ADT
S Myers St	North Bound	18	26	26	34	38	182
S Myers St	South Bound	17	24	24	31	36	237

SPEED

S Myers St Bet. W Oak St & W Alameda Ave

Day: Thursday
Date: 1/20/2022

City: Burbank
Project #: CA22_020022_005

Summary

Time	< 15	15 - 19	20 - 24	25 - 29	30 - 34	35 - 39	40 - 44	45 - 49	50 - 54	55 - 59	60 - 64	65 - 69	70 +	Total
00:00 AM	0	0	0	0	0	1	0	0	0	0	0	0	0	1
01:00	0	0	1	0	1	0	0	0	0	0	0	0	0	2
02:00	0	0	0	0	1	1	0	0	0	0	0	0	0	2
03:00	0	0	0	0	0	0	0	0	0	0	0	0	0	0
04:00	0	0	0	0	0	1	0	0	0	0	0	0	0	1
05:00	0	0	1	0	0	0	2	0	0	0	0	0	0	3
06:00	1	1	3	4	1	1	0	0	0	0	0	0	0	11
07:00	1	8	15	18	8	5	0	0	0	0	0	0	0	55
08:00	2	4	10	2	0	0	0	0	0	0	0	0	0	18
09:00	3	7	10	3	2	0	1	0	0	0	0	0	0	26
10:00	4	2	8	4	2	1	0	0	0	0	0	0	0	21
11:00	4	1	7	5	4	1	1	0	0	0	0	0	0	23
12:00 PM	4	4	6	4	4	0	0	0	0	0	0	0	0	22
13:00	3	3	6	9	3	1	0	0	0	0	0	0	0	25
14:00	5	4	17	19	10	6	0	0	0	0	0	0	0	61
15:00	2	2	11	12	8	1	0	0	0	0	0	0	0	36
16:00	4	5	10	9	5	0	0	0	0	0	0	0	0	33
17:00	3	7	4	7	1	3	0	0	0	0	0	0	0	25
18:00	2	2	2	10	1	1	0	0	0	0	0	0	0	18
19:00	0	0	4	3	5	3	0	0	0	0	0	0	0	15
20:00	1	0	2	1	0	1	0	0	0	0	0	0	0	5
21:00	0	2	1	1	1	0	0	0	0	0	0	0	0	5
22:00	3	0	2	1	0	1	0	0	0	0	0	0	0	7
23:00	1	0	0	2	0	1	0	0	0	0	0	0	0	4
Totals	43	52	120	114	57	29	4							419
% of Totals	10%	12%	29%	27%	14%	7%	1%							100%

AM Volumes	15	23	55	36	19	11	4	0	0	0	0	0	0	163		
% AM	4%	5%	13%	9%	5%	3%	1%							39%		
AM Peak Hour	10:00	07:00	07:00	07:00	07:00	07:00	05:00							07:00		
Volume	4	8	15	18	8	5	2							55		
PM Volumes	28	29	65	78	38	18	0	0	0	0	0	0	0	256		
% PM	7%	7%	16%	19%	9%	4%								61%		
PM Peak Hour	14:00	17:00	14:00	14:00	14:00	14:00								14:00		
Volume	5	7	17	19	10	6								61		
Directional Peak Periods		AM 7-9				NOON 12-2			PM 4-6			Off Peak Volumes				
All Speeds		Volume	↔		%	Volume	↔		%	Volume	↔		%	Volume	↔	
		73			17%	47			11%	58			14%	241		

Street Name	Direction	Percentiles					
		15th	50th	Average	85th	95th	ADT
S Myers St	Summary	17	25	25	32	37	419

VOLUME

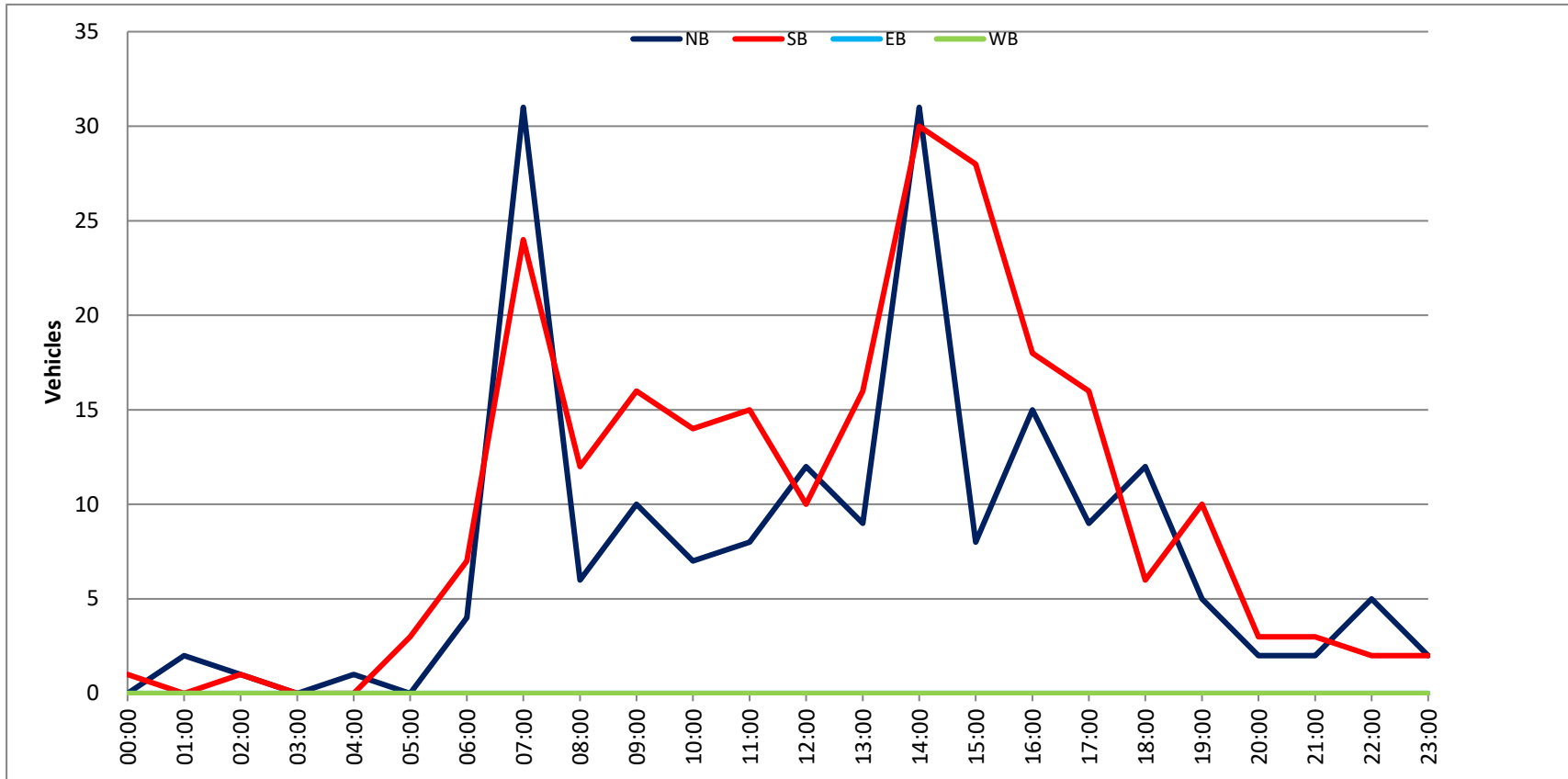
S Myers St Bet. W Oak St & W Alameda Ave

Day: Thursday
 Date: 1/20/2022

City: Burbank
 Project #: CA22_020022_005

DAILY TOTALS					NB	SB	EB	WB	Total		
					182	237	0	0	419		
AM Period	NB	SB	EB	WB	TOTAL	PM Period	NB	SB	EB	WB	TOTAL
00:00	0	0	0	0		12:00	4	2	0	0	6
00:15	0	0	0	0		12:15	1	3	0	0	4
00:30	0	1	0	0	1	12:30	3	0	0	0	3
00:45	0	0	1	0	1	12:45	4	12	5	10	22
01:00	1	0	0	0	1	13:00	2	4	0	0	6
01:15	0	0	0	0		13:15	1	6	0	0	7
01:30	1	0	0	0	1	13:30	4	3	0	0	7
01:45	0	2	0	0	2	13:45	2	9	3	16	25
02:00	0	0	0	0		14:00	5	7	0	0	12
02:15	0	0	0	0		14:15	4	5	0	0	9
02:30	0	0	0	0		14:30	8	4	0	0	12
02:45	1	1	1	0	2	14:45	14	31	14	30	61
03:00	0	0	0	0		15:00	1	11	0	0	12
03:15	0	0	0	0		15:15	4	3	0	0	7
03:30	0	0	0	0		15:30	2	6	0	0	8
03:45	0	0	0	0		15:45	1	8	8	28	36
04:00	0	0	0	0		16:00	4	9	0	0	13
04:15	0	0	0	0		16:15	3	1	0	0	4
04:30	0	0	0	0		16:30	4	5	0	0	9
04:45	1	1	0	0	1	16:45	4	15	3	18	33
05:00	0	1	0	0	1	17:00	1	5	0	0	6
05:15	0	2	0	0	2	17:15	2	5	0	0	7
05:30	0	0	0	0		17:30	2	3	0	0	5
05:45	0	0	3	0	3	17:45	4	9	3	16	25
06:00	0	1	0	0	1	18:00	4	3	0	0	7
06:15	2	1	0	0	3	18:15	3	1	0	0	4
06:30	0	1	0	0	1	18:30	2	1	0	0	3
06:45	2	4	4	7	6	18:45	3	12	1	6	18
07:00	2	3	0	0	5	19:00	2	4	0	0	6
07:15	3	3	0	0	6	19:15	0	1	0	0	1
07:30	19	5	0	0	24	19:30	0	4	0	0	4
07:45	7	31	13	24	20	19:45	3	5	1	10	15
08:00	1	4	0	0	5	20:00	0	1	0	0	1
08:15	2	4	0	0	6	20:15	0	1	0	0	1
08:30	2	2	0	0	4	20:30	0	1	0	0	1
08:45	1	6	2	12	3	20:45	2	2	0	3	5
09:00	1	4	0	0	5	21:00	0	0	0	0	
09:15	4	3	0	0	7	21:15	2	1	0	0	3
09:30	2	3	0	0	5	21:30	0	1	0	0	1
09:45	3	10	6	16	9	21:45	0	2	1	3	5
10:00	2	3	0	0	5	22:00	1	0	0	0	1
10:15	0	6	0	0	6	22:15	2	0	0	0	2
10:30	3	2	0	0	5	22:30	0	0	0	0	
10:45	2	7	3	14	5	22:45	2	5	2	2	7
11:00	1	2	0	0	3	23:00	0	1	0	0	1
11:15	3	2	0	0	5	23:15	1	0	0	0	1
11:30	2	7	0	0	9	23:30	1	0	0	0	1
11:45	2	8	4	15	6	23:45	0	2	1	2	4
TOTALS	70	93			163	TOTALS	112	144			256
SPLIT %	42.9%	57.1%			38.9%	SPLIT %	43.8%	56.3%			61.1%

DAILY TOTALS					NB	SB	EB	WB	Total
					182	237	0	0	419
AM Peak Hour	07:00	07:30		07:00	PM Peak Hour	14:00	14:15		14:00
AM Pk Volume	31	26		55	PM Pk Volume	31	34		61
Pk Hr Factor	0.408	0.500		0.573	Pk Hr Factor	0.554	0.607		0.545
7 - 9 Volume	37	36	0	73	4 - 6 Volume	24	34	0	58
7 - 9 Peak Hour	07:00	07:30		07:00	4 - 6 Peak Hour	16:00	16:00		16:00
7 - 9 Pk Volume	31	26	0	55	4 - 6 Pk Volume	15	18	0	33
Pk Hr Factor	0.408	0.500	0.000	0.573	Pk Hr Factor	0.938	0.500	0.000	0.635



SPEED

S Keystone St Bet. W Oak St & W Alameda Ave

Day: Tuesday
Date: 1/18/2022

City: Burbank
Project #: CA22_020022_006n

North Bound

Table with columns: Time, <15, 15-19, 20-24, 25-29, 30-34, 35-39, 40-44, 45-49, 50-54, 55-59, 60-64, 65-69, 70+, Total. Rows represent 15-minute intervals from 00:00 AM to 23:45.

Summary table with columns: AM Volumes, % AM, AM Peak Hour, PM Volumes, % PM, PM Peak Hour, Directional Peak Periods, All Classes. Includes AM Peak Hour Volume (7) and PM Peak Hour Volume (11).

Table with columns: Street Name, Direction, 15th, 50th, Average, 85th, 95th, ADT. Rows for S Keystone St North Bound and South Bound.

Prepared by National Data & Surveying Services
SPEED
 S Keystone St Bet. W Oak St & W Alameda Ave

Day: Tuesday
 Date: 1/18/2022

City: Burbank
 Project #: CA22_020022_006

Summary

Time	<15	15-19	20-24	25-29	30-34	35-39	40-44	45-49	50-54	55-59	60-64	65-69	70+	Total
00:00 AM	0	0	1	0	0	0	0	0	0	0	0	0	0	1
00:15	0	0	1	0	0	0	0	0	0	0	0	0	0	1
00:30	1	0	3	0	0	0	0	0	0	0	0	0	0	4
00:45	0	0	0	0	0	0	0	0	0	0	0	0	0	0
01:00	0	0	0	0	0	0	0	0	0	0	0	0	0	0
01:15	0	0	0	0	0	0	0	0	0	0	0	0	0	0
01:30	0	0	0	0	0	0	0	0	0	0	0	0	0	0
01:45	0	0	0	0	0	0	0	0	0	0	0	0	0	0
02:00	0	0	0	0	0	0	0	0	0	0	0	0	0	0
02:15	0	0	0	0	0	0	0	0	0	0	0	0	0	0
02:30	0	0	0	0	0	0	0	0	0	0	0	0	0	0
02:45	0	0	0	0	0	0	0	0	0	0	0	0	0	0
03:00	0	0	0	0	0	0	0	0	0	0	0	0	0	0
03:15	0	1	1	0	0	0	0	0	0	0	0	0	0	2
03:30	0	0	0	0	0	0	0	0	0	0	0	0	0	0
03:45	0	0	0	0	0	0	0	0	0	0	0	0	0	0
04:00	0	0	0	0	0	0	0	0	0	0	0	0	0	0
04:15	0	0	0	0	0	0	0	0	0	0	0	0	0	0
04:30	0	1	0	0	0	0	0	0	0	0	0	0	0	1
04:45	0	1	0	1	0	0	0	0	0	0	0	0	0	2
05:00	0	1	1	0	0	0	0	0	0	0	0	0	0	2
05:15	0	0	0	0	0	0	0	0	0	0	0	0	0	0
05:30	0	1	0	0	0	0	0	0	0	0	0	0	0	1
05:45	2	0	0	0	0	0	0	0	0	0	0	0	0	2
06:00	0	1	0	0	0	0	0	0	0	0	0	0	0	1
06:15	0	2	0	0	0	0	0	0	0	0	0	0	0	2
06:30	0	2	0	0	0	0	0	0	0	0	0	0	0	2
06:45	0	1	0	0	0	0	0	0	0	0	0	0	0	1
07:00	0	1	2	0	0	0	0	0	0	0	0	0	0	3
07:15	1	3	1	1	0	0	0	0	0	0	0	0	0	6
07:30	2	8	4	1	0	0	0	0	0	0	0	0	0	15
07:45	2	11	10	1	0	0	0	0	0	0	0	0	0	24
08:00	6	5	1	0	0	0	0	0	0	0	0	0	0	12
08:15	2	2	3	1	0	0	0	0	0	0	0	0	0	8
08:30	2	7	4	0	0	0	0	0	0	0	0	0	0	13
08:45	2	3	0	0	1	0	0	0	0	0	0	0	0	6
09:00	1	6	4	1	0	0	0	0	0	0	0	0	0	12
09:15	3	4	2	0	0	0	0	0	0	0	0	0	0	9
09:30	2	5	4	0	0	0	0	0	0	0	0	0	0	11
09:45	3	3	4	2	0	0	0	0	0	0	0	0	0	12
10:00	0	4	1	0	0	0	0	0	0	0	0	0	0	5
10:15	2	4	1	1	0	0	0	0	0	0	0	0	0	8
10:30	3	2	3	0	0	0	0	0	0	0	0	0	0	8
10:45	3	6	6	1	0	0	0	0	0	0	0	0	0	16
11:00	2	2	2	0	0	0	0	0	0	0	0	0	0	6
11:15	0	4	3	0	0	0	0	0	0	0	0	0	0	7
11:30	1	5	6	1	0	0	0	0	0	0	0	0	0	13
11:45	2	4	3	0	0	0	0	0	0	0	0	0	0	9
12:00 PM	0	5	7	1	1	0	0	0	0	0	0	0	0	14
12:15	2	10	7	2	0	0	0	0	0	0	0	0	0	21
12:30	4	3	5	0	0	0	0	0	0	0	0	0	0	12
12:45	2	7	3	0	0	0	0	0	0	0	0	0	0	12
13:00	2	4	2	1	0	0	0	0	0	0	0	0	0	9
13:15	1	6	1	1	0	0	0	0	0	0	0	0	0	9
13:30	2	9	1	0	0	0	0	0	0	0	0	0	0	12
13:45	4	4	3	1	0	0	0	0	0	0	0	0	0	12
14:00	4	2	1	0	0	0	0	0	0	0	0	0	0	7
14:15	3	3	3	1	0	0	0	0	0	0	0	0	0	10
14:30	2	10	1	0	0	0	0	0	0	0	0	0	0	13
14:45	1	4	1	2	0	0	0	0	0	0	0	0	0	8
15:00	4	10	2	0	0	0	0	0	0	0	0	0	0	16
15:15	2	8	3	2	0	0	0	0	0	0	0	0	0	15
15:30	1	14	1	0	0	0	0	0	0	0	0	0	0	16
15:45	3	8	1	0	0	0	0	0	0	0	0	0	0	12
16:00	1	3	4	0	0	0	0	0	0	0	0	0	0	8
16:15	1	5	3	0	0	0	0	0	0	0	0	0	0	9
16:30	2	3	5	1	0	0	0	0	0	0	0	0	0	11
16:45	2	4	2	0	0	0	0	0	0	0	0	0	0	8
17:00	0	3	1	0	0	0	0	0	0	0	0	0	0	4
17:15	1	5	2	1	0	0	0	0	0	0	0	0	0	9
17:30	1	9	4	0	0	0	0	0	0	0	0	0	0	14
17:45	1	4	1	0	0	0	0	0	0	0	0	0	0	6
18:00	5	6	3	0	0	0	0	0	0	0	0	0	0	14
18:15	0	2	2	0	0	0	0	0	0	0	0	0	0	4
18:30	3	4	0	0	0	0	0	0	0	0	0	0	0	7
18:45	2	4	2	0	0	0	0	0	0	0	0	0	0	8
19:00	1	0	5	0	0	0	0	0	0	0	0	0	0	6
19:15	2	3	0	1	0	0	0	0	0	0	0	0	0	6
19:30	0	1	1	0	0	0	0	0	0	0	0	0	0	2
19:45	0	2	0	1	0	0	0	0	0	0	0	0	0	3
20:00	0	4	0	0	0	0	0	0	0	0	0	0	0	4
20:15	1	0	2	0	0	0	0	0	0	0	0	0	0	3
20:30	1	3	0	1	0	0	0	0	0	0	0	0	0	5
20:45	0	0	0	0	0	0	0	0	0	0	0	0	0	0
21:00	0	1	0	0	0	0	0	0	0	0	0	0	0	1
21:15	3	1	1	0	0	0	0	0	0	0	0	0	0	5
21:30	1	0	0	0	0	0	0	0	0	0	0	0	0	1
21:45	0	0	0	1	0	0	0	0	0	0	0	0	0	1
22:00	0	0	0	0	0	0	0	0	0	0	0	0	0	0
22:15	0	0	0	0	0	0	0	0	0	0	0	0	0	0
22:30	0	3	0	0	0	0	0	0	0	0	0	0	0	3
22:45	0	1	0	0	0	0	0	0	0	0	0	0	0	1
23:00	0	0	0	0	0	0	0	0	0	0	0	0	0	0
23:15	0	1	0	0	0	0	0	0	0	0	0	0	0	1
23:30	1	0	0	0	0	0	0	0	0	0	0	0	0	1
23:45	0	0	0	0	0	0	0	0	0	0	0	0	0	0
% of Totals	1%	2%	1%	2%	2%									100%
% of Totals	3%	4%	2%	5%	5%									
AM Volumes	41	100	71	11	1	0	0	0	0	0	0	0	0	213
% AM	2%	18%	13%	2%	0%									40%
AM Peak Hour	07:30	07:35	11:30	11:30	08:00									07:30
Volume	12	27	23	4	1									59
PM Volumes	66	179	80	17	1	0	0	0	0	0	0	0	0	694
% PM	12%	32%	14%	3%	0%									60%
PM Peak Hour	13:30	15:00	12:00	14:30	12:00									12:00
Volume	11	46	22	1	1									59
Directional Peak Periods	AM 7-9			NOON 12-2			PM 4-6			Off Peak Volumes				
All Classes	Volume	%	Volume	%	Volume	%	Volume	%	Volume	%	Volume	%	Volume	%
	87	15%	101	18%	69	12%	311	55%						
Street Name	Direction	15th	50th	Percentiles		85th	95th	ADT						
S Keystone St	Summary	13	18	18	23	25	568							

SPEED

S Keystone St Bet. W Oak St & W Alameda Ave

Day: Tuesday
Date: 1/18/2022

City: Burbank
Project #: CA22_020022_006n

North Bound

Time	< 15	15 - 19	20 - 24	25 - 29	30 - 34	35 - 39	40 - 44	45 - 49	50 - 54	55 - 59	60 - 64	65 - 69	70 +	Total
00:00 AM	1	0	4	0	0	0	0	0	0	0	0	0	0	5
01:00	0	0	0	0	0	0	0	0	0	0	0	0	0	0
02:00	0	0	0	0	0	0	0	0	0	0	0	0	0	0
03:00	0	1	0	0	0	0	0	0	0	0	0	0	0	1
04:00	0	0	0	1	0	0	0	0	0	0	0	0	0	1
05:00	1	1	1	0	0	0	0	0	0	0	0	0	0	3
06:00	0	4	0	0	0	0	0	0	0	0	0	0	0	4
07:00	3	12	3	2	0	0	0	0	0	0	0	0	0	20
08:00	5	6	1	1	0	0	0	0	0	0	0	0	0	13
09:00	7	11	9	1	0	0	0	0	0	0	0	0	0	28
10:00	5	8	6	1	0	0	0	0	0	0	0	0	0	20
11:00	5	7	5	1	0	0	0	0	0	0	0	0	0	18
12:00 PM	4	20	10	3	1	0	0	0	0	0	0	0	0	38
13:00	7	14	2	1	0	0	0	0	0	0	0	0	0	24
14:00	8	10	1	1	0	0	0	0	0	0	0	0	0	20
15:00	4	23	3	0	0	0	0	0	0	0	0	0	0	30
16:00	4	9	4	0	0	0	0	0	0	0	0	0	0	17
17:00	3	13	4	0	0	0	0	0	0	0	0	0	0	20
18:00	8	10	1	0	0	0	0	0	0	0	0	0	0	19
19:00	2	4	2	1	0	0	0	0	0	0	0	0	0	9
20:00	1	4	0	1	0	0	0	0	0	0	0	0	0	6
21:00	3	1	0	1	0	0	0	0	0	0	0	0	0	5
22:00	0	3	0	0	0	0	0	0	0	0	0	0	0	3
23:00	0	0	0	0	0	0	0	0	0	0	0	0	0	0
Totals	71	161	56	15	1									304
% of Totals	23%	53%	18%	5%	0%									100%

AM Volumes	27	50	29	7	0	0	0	0	0	0	0	0	0	113		
% AM	9%	16%	10%	2%										37%		
AM Peak Hour	09:00	07:00	09:00	07:00										09:00		
Volume	7	12	9	2										28		
PM Volumes	44	111	27	8	1	0	0	0	0	0	0	0	0	191		
% PM	14%	37%	9%	3%	0%									63%		
PM Peak Hour	14:00	15:00	12:00	12:00	12:00									12:00		
Volume	8	23	10	3	1									38		
Directional Peak Periods		AM 7-9				NOON 12-2				PM 4-6				Off Peak Volumes		
All Speeds		Volume	↔		%	Volume	↔		%	Volume	↔		%	Volume	↔	
		33			11%	62			20%	37			12%	172		

Street Name	Direction	Percentiles					
		15th	50th	Average	85th	95th	ADT
S Keystone St	North Bound	11	18	17	22	25	304
S Keystone St	South Bound	15	19	19	24	25	264

SPEED

S Keystone St Bet. W Oak St & W Alameda Ave

Day: Tuesday
Date: 1/18/2022

City: Burbank
Project #: CA22_020022_006s

South Bound

Time	< 15	15 - 19	20 - 24	25 - 29	30 - 34	35 - 39	40 - 44	45 - 49	50 - 54	55 - 59	60 - 64	65 - 69	70 +	Total
00:00 AM	0	0	1	0	0	0	0	0	0	0	0	0	0	1
01:00	0	0	0	0	0	0	0	0	0	0	0	0	0	0
02:00	0	0	0	0	0	0	0	0	0	0	0	0	0	0
03:00	0	0	1	0	0	0	0	0	0	0	0	0	0	1
04:00	0	2	0	0	0	0	0	0	0	0	0	0	0	2
05:00	1	1	0	0	0	0	0	0	0	0	0	0	0	2
06:00	0	2	0	0	0	0	0	0	0	0	0	0	0	2
07:00	2	11	14	1	0	0	0	0	0	0	0	0	0	28
08:00	7	11	7	0	1	0	0	0	0	0	0	0	0	26
09:00	2	7	5	2	0	0	0	0	0	0	0	0	0	16
10:00	3	8	5	1	0	0	0	0	0	0	0	0	0	17
11:00	0	8	9	0	0	0	0	0	0	0	0	0	0	17
12:00 PM	4	5	12	0	0	0	0	0	0	0	0	0	0	21
13:00	2	9	5	2	0	0	0	0	0	0	0	0	0	18
14:00	2	9	5	2	0	0	0	0	0	0	0	0	0	18
15:00	6	17	4	2	0	0	0	0	0	0	0	0	0	29
16:00	2	6	10	1	0	0	0	0	0	0	0	0	0	19
17:00	0	8	4	1	0	0	0	0	0	0	0	0	0	13
18:00	2	6	6	0	0	0	0	0	0	0	0	0	0	14
19:00	1	2	4	1	0	0	0	0	0	0	0	0	0	8
20:00	1	3	2	0	0	0	0	0	0	0	0	0	0	6
21:00	1	1	1	0	0	0	0	0	0	0	0	0	0	3
22:00	0	1	0	0	0	0	0	0	0	0	0	0	0	1
23:00	1	1	0	0	0	0	0	0	0	0	0	0	0	2
Totals	37	118	95	13	1									264
% of Totals	14%	45%	36%	5%	0%									100%

AM Volumes	15	50	42	4	1	0	0	0	0	0	0	0	0	112		
% AM	6%	19%	16%	2%	0%									42%		
AM Peak Hour	08:00	07:00	07:00	09:00	08:00									07:00		
Volume	7	11	14	2	1									28		
PM Volumes	22	68	53	9	0	0	0	0	0	0	0	0	0	152		
% PM	8%	26%	20%	3%										58%		
PM Peak Hour	15:00	15:00	12:00	13:00										15:00		
Volume	6	17	12	2										29		
Directional Peak Periods		AM 7-9				NOON 12-2				PM 4-6				Off Peak Volumes		
All Speeds		Volume	↔		%	Volume	↔		%	Volume	↔		%	Volume	↔	
		54			20%	39			15%	32			12%	139		

Street Name	Direction	Percentiles					
		15th	50th	Average	85th	95th	ADT
S Keystone St	North Bound	11	18	17	22	25	304
S Keystone St	South Bound	15	19	19	24	25	264

SPEED

S Keystone St Bet. W Oak St & W Alameda Ave

Day: Tuesday
Date: 1/18/2022

City: Burbank
Project #: CA22_020022_006

Summary

Time	< 15	15 - 19	20 - 24	25 - 29	30 - 34	35 - 39	40 - 44	45 - 49	50 - 54	55 - 59	60 - 64	65 - 69	70 +	Total
00:00 AM	1	0	5	0	0	0	0	0	0	0	0	0	0	6
01:00	0	0	0	0	0	0	0	0	0	0	0	0	0	0
02:00	0	0	0	0	0	0	0	0	0	0	0	0	0	0
03:00	0	1	1	0	0	0	0	0	0	0	0	0	0	2
04:00	0	2	0	1	0	0	0	0	0	0	0	0	0	3
05:00	2	2	1	0	0	0	0	0	0	0	0	0	0	5
06:00	0	6	0	0	0	0	0	0	0	0	0	0	0	6
07:00	5	23	17	3	0	0	0	0	0	0	0	0	0	48
08:00	12	17	8	1	1	0	0	0	0	0	0	0	0	39
09:00	9	18	14	3	0	0	0	0	0	0	0	0	0	44
10:00	8	16	11	2	0	0	0	0	0	0	0	0	0	37
11:00	5	15	14	1	0	0	0	0	0	0	0	0	0	35
12:00 PM	8	25	22	3	1	0	0	0	0	0	0	0	0	59
13:00	9	23	7	3	0	0	0	0	0	0	0	0	0	42
14:00	10	19	6	3	0	0	0	0	0	0	0	0	0	38
15:00	10	40	7	2	0	0	0	0	0	0	0	0	0	59
16:00	6	15	14	1	0	0	0	0	0	0	0	0	0	36
17:00	3	21	8	1	0	0	0	0	0	0	0	0	0	33
18:00	10	16	7	0	0	0	0	0	0	0	0	0	0	33
19:00	3	6	6	2	0	0	0	0	0	0	0	0	0	17
20:00	2	7	2	1	0	0	0	0	0	0	0	0	0	12
21:00	4	2	1	1	0	0	0	0	0	0	0	0	0	8
22:00	0	4	0	0	0	0	0	0	0	0	0	0	0	4
23:00	1	1	0	0	0	0	0	0	0	0	0	0	0	2
Totals	108	279	151	28	2									568
% of Totals	19%	49%	27%	5%	0%									100%

AM Volumes	42	100	71	11	1	0	0	0	0	0	0	0	0	225		
% AM	7%	18%	13%	2%	0%									40%		
AM Peak Hour	08:00	07:00	07:00	07:00	08:00									07:00		
Volume	12	23	17	3	1									48		
PM Volumes	66	179	80	17	1	0	0	0	0	0	0	0	0	343		
% PM	12%	32%	14%	3%	0%									60%		
PM Peak Hour	14:00	15:00	12:00	12:00	12:00									12:00		
Volume	10	40	22	3	1									59		
Directional Peak Periods		AM 7-9				NOON 12-2				PM 4-6		Off Peak Volumes				
All Speeds		Volume			%	Volume			%	Volume			%	Volume		
		87	↔		15%	101	↔		18%	69	↔		12%	311	↔	

Street Name	Direction	Percentiles					
		15th	50th	Average	85th	95th	ADT
S Keystone St	Summary	13	18	18	23	25	568

VOLUME

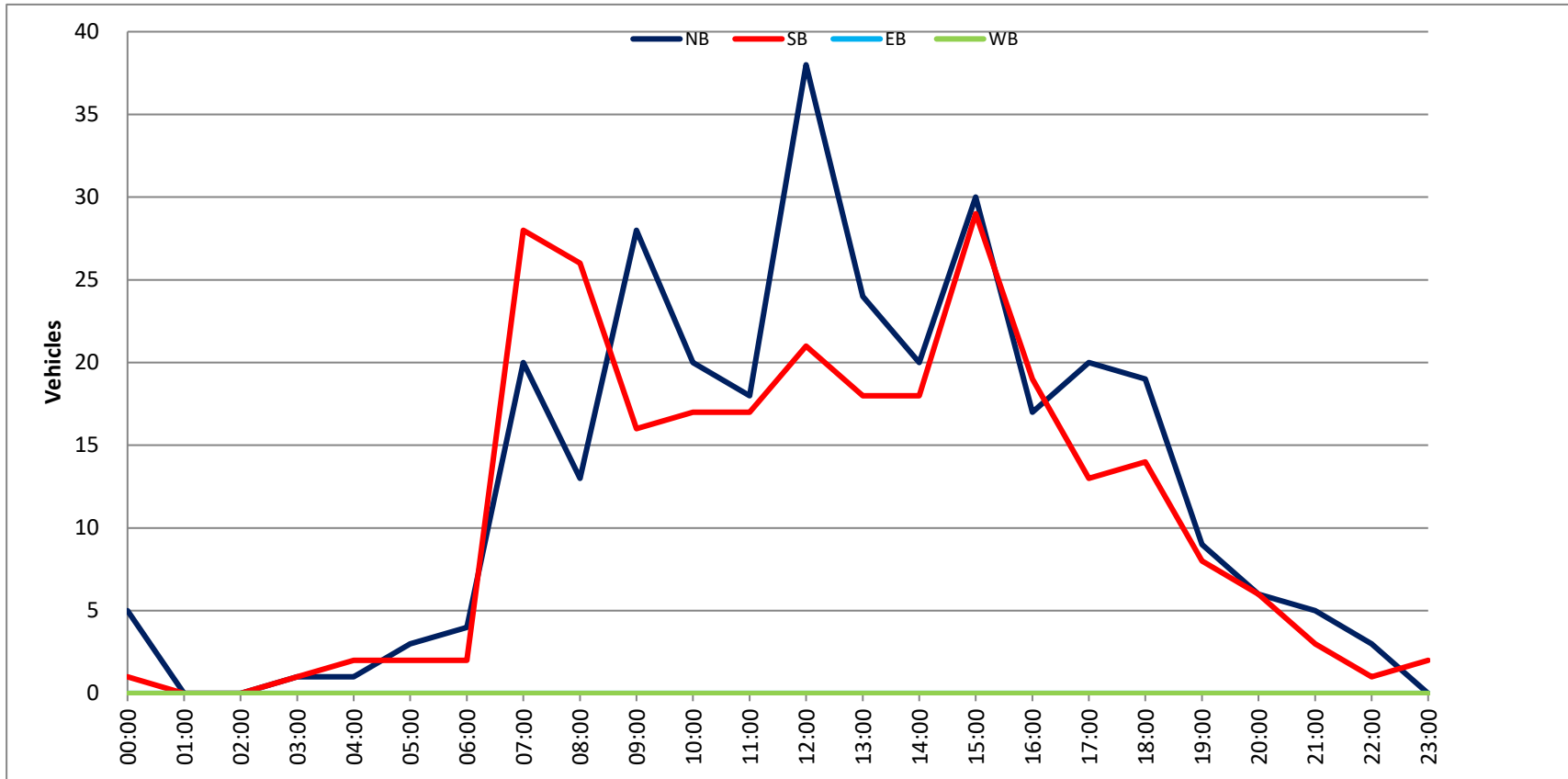
S Keystone St Bet. W Oak St & W Alameda Ave

Day: Tuesday
 Date: 1/18/2022

City: Burbank
 Project #: CA22_020022_006

DAILY TOTALS					NB	SB	EB	WB	Total		
					304	264	0	0	568		
AM Period	NB	SB	EB	WB	TOTAL	PM Period	NB	SB	EB	WB	TOTAL
00:00	1	0	0	0	1	12:00	9	5	0	0	14
00:15	1	0	0	0	1	12:15	14	7	0	0	21
00:30	3	1	0	0	4	12:30	7	5	0	0	12
00:45	0	5	0	1	6	12:45	8	38	4	21	59
01:00	0	0	0	0		13:00	3	6	0	0	9
01:15	0	0	0	0		13:15	3	6	0	0	9
01:30	0	0	0	0		13:30	9	3	0	0	12
01:45	0	0	0	0		13:45	9	24	3	18	42
02:00	0	0	0	0		14:00	3	4	0	0	7
02:15	0	0	0	0		14:15	5	5	0	0	10
02:30	0	0	0	0		14:30	7	6	0	0	13
02:45	0	0	0	0		14:45	5	20	3	18	38
03:00	0	0	0	0		15:00	11	5	0	0	16
03:15	1	1	0	0	2	15:15	4	11	0	0	15
03:30	0	0	0	0		15:30	9	7	0	0	16
03:45	0	1	0	1	2	15:45	6	30	6	29	59
04:00	0	0	0	0		16:00	6	2	0	0	8
04:15	0	0	0	0		16:15	5	4	0	0	9
04:30	0	1	0	0	1	16:30	4	7	0	0	11
04:45	1	1	1	2	3	16:45	2	17	6	19	36
05:00	1	1	0	0	2	17:00	1	3	0	0	4
05:15	0	0	0	0		17:15	2	7	0	0	9
05:30	1	0	0	0	1	17:30	12	2	0	0	14
05:45	1	3	1	2	5	17:45	5	20	1	13	33
06:00	1	0	0	0	1	18:00	6	8	0	0	14
06:15	1	1	0	0	2	18:15	2	2	0	0	4
06:30	1	1	0	0	2	18:30	4	3	0	0	7
06:45	1	4	0	2	6	18:45	7	19	1	14	33
07:00	1	2	0	0	3	19:00	2	4	0	0	6
07:15	2	4	0	0	6	19:15	3	3	0	0	6
07:30	10	5	0	0	15	19:30	2	0	0	0	2
07:45	7	20	17	28	48	19:45	2	9	1	8	17
08:00	3	9	0	0	12	20:00	2	2	0	0	4
08:15	4	4	0	0	8	20:15	1	2	0	0	3
08:30	4	9	0	0	13	20:30	3	2	0	0	5
08:45	2	13	4	26	39	20:45	0	6	0	6	12
09:00	7	5	0	0	12	21:00	0	1	0	0	1
09:15	7	2	0	0	9	21:15	3	2	0	0	5
09:30	6	5	0	0	11	21:30	1	0	0	0	1
09:45	8	28	4	16	44	21:45	1	5	0	3	8
10:00	3	2	0	0	5	22:00	0	0	0	0	0
10:15	5	3	0	0	8	22:15	0	0	0	0	0
10:30	4	4	0	0	8	22:30	2	1	0	0	3
10:45	8	20	8	17	37	22:45	1	3	0	1	4
11:00	3	3	0	0	6	23:00	0	0	0	0	0
11:15	2	5	0	0	7	23:15	0	1	0	0	1
11:30	9	4	0	0	13	23:30	0	1	0	0	1
11:45	4	18	5	17	35	23:45	0	0	2	0	2
TOTALS	113	112			225	TOTALS	191	152			343
SPLIT %	50.2%	49.8%			39.6%	SPLIT %	55.7%	44.3%			60.4%

DAILY TOTALS					NB	SB	EB	WB	Total
					304	264	0	0	568
AM Peak Hour	11:30	07:45		07:30	PM Peak Hour	12:00	15:00		12:00
AM Pk Volume	36	39		59	PM Pk Volume	38	29		59
Pk Hr Factor	0.643	0.574		0.615	Pk Hr Factor	0.679	0.659		0.702
7 - 9 Volume	33	54	0	87	4 - 6 Volume	37	32	0	69
7 - 9 Peak Hour	07:30	07:45		07:30	4 - 6 Peak Hour	17:00	16:30		16:00
7 - 9 Pk Volume	24	39	0	59	4 - 6 Pk Volume	20	23	0	36
Pk Hr Factor	0.600	0.574	0.000	0.615	Pk Hr Factor	0.417	0.821	0.000	0.818



SPEED

S Keystone St Bet. W Oak St & W Alameda Ave

Day: Wednesday
Date: 1/19/2022

City: Burbank
Project #: CA22_020022_006n

North Bound

Table with columns: Time, <15, 15-19, 20-24, 25-29, 30-34, 35-39, 40-44, 45-49, 50-54, 55-59, 60-64, 65-69, 70+, Total. Rows list traffic volume counts for each time interval from 00:00 AM to 23:45.

Summary tables including: AM Volumes (Total 27), PM Volumes (Total 34), Directional Peak Periods (AM 7-9, NOON 12-2, PM 4-6), and Off Peak Volumes (Total 211).

Table with columns: Street Name, Direction, 15th, 50th, Average, 85th, 95th, ADT. Rows for S Keystone St North Bound and South Bound.

Prepared by National Data & Surveying Services
SPEED
 S Keystone St Bet. W Oak St & W Alameda Ave

Day: Wednesday
 Date: 1/19/2022

City: Burbank
 Project #: CA22_020022_0065

South Bound

Time	<15	15-19	20-24	25-29	30-34	35-39	40-44	45-49	50-54	55-59	60-64	65-69	70+	Total
00:00 AM	0	0	0	0	0	0	0	0	0	0	0	0	0	0
00:15	0	0	0	0	0	0	0	0	0	0	0	0	0	0
00:30	0	1	0	0	0	0	0	0	0	0	0	0	0	2
00:45	0	1	0	0	0	0	0	0	0	0	0	0	0	1
01:00	0	0	0	0	0	0	0	0	0	0	0	0	0	0
01:15	0	0	0	0	0	0	0	0	0	0	0	0	0	0
01:30	1	0	0	0	0	0	0	0	0	0	0	0	0	1
01:45	0	0	0	0	0	0	0	0	0	0	0	0	0	0
02:00	0	0	0	0	0	0	0	0	0	0	0	0	0	0
02:15	0	0	0	0	0	0	0	0	0	0	0	0	0	0
02:30	0	0	0	0	0	0	0	0	0	0	0	0	0	0
02:45	0	0	0	0	0	0	0	0	0	0	0	0	0	0
03:00	0	0	0	0	0	0	0	0	0	0	0	0	0	0
03:15	0	0	0	0	0	0	0	0	0	0	0	0	0	0
03:30	0	0	0	0	0	0	0	0	0	0	0	0	0	0
03:45	0	0	0	0	0	0	0	0	0	0	0	0	0	0
04:00	0	0	0	0	0	0	0	0	0	0	0	0	0	0
04:15	0	0	0	0	0	0	0	0	0	0	0	0	0	0
04:30	0	1	1	0	0	0	0	0	0	0	0	0	0	2
04:45	0	0	0	1	0	0	0	0	0	0	0	0	0	1
05:00	0	1	0	0	0	0	0	0	0	0	0	0	0	1
05:15	0	0	0	0	0	0	0	0	0	0	0	0	0	0
05:30	0	1	0	0	0	0	0	0	0	0	0	0	0	1
05:45	0	0	1	0	0	0	0	0	0	0	0	0	0	1
06:00	0	0	0	0	0	0	0	0	0	0	0	0	0	0
06:15	0	0	1	1	0	0	0	0	0	0	0	0	0	2
06:30	0	1	2	0	0	0	0	0	0	0	0	0	0	3
06:45	0	2	0	0	0	0	0	0	0	0	0	0	0	2
07:00	0	2	1	0	0	0	0	0	0	0	0	0	0	3
07:15	0	1	3	0	0	0	0	0	1	0	0	0	0	4
07:30	0	6	0	0	0	0	0	0	0	0	0	0	0	6
07:45	0	5	2	0	0	0	0	0	0	0	0	0	0	7
08:00	1	3	4	1	0	0	0	0	0	0	0	0	0	9
08:15	1	1	0	1	0	0	0	0	0	0	0	0	0	3
08:30	1	4	0	0	0	0	0	0	0	0	0	0	0	5
08:45	0	2	0	0	0	0	0	0	0	0	0	0	0	2
09:00	0	1	1	0	0	0	0	0	0	0	0	0	0	2
09:15	0	0	0	0	0	0	0	0	0	0	0	0	0	0
09:30	3	3	1	0	0	0	0	0	3	1	0	0	0	7
09:45	1	3	0	0	0	0	0	0	0	0	0	0	0	4
10:00	0	1	3	0	0	0	0	0	0	0	0	0	0	4
10:15	2	1	0	0	0	0	0	0	0	0	0	0	0	3
10:30	1	0	1	0	0	0	0	0	0	0	0	0	0	2
10:45	0	3	1	0	0	0	0	0	0	0	0	0	0	4
11:00	1	3	2	0	0	0	0	0	0	0	0	0	0	6
11:15	0	1	2	0	0	0	0	0	0	0	0	0	0	3
11:30	0	1	2	0	0	0	0	0	0	0	0	0	0	3
11:45	0	1	1	0	0	0	0	0	0	0	0	0	0	2
12:00 PM	1	2	1	0	0	0	0	0	0	0	0	0	0	4
12:15	2	0	1	0	0	0	0	0	0	0	0	0	0	3
12:30	4	2	0	0	0	0	0	0	0	0	0	0	0	6
12:45	0	2	4	0	0	0	0	0	0	0	0	0	0	6
13:00	1	2	0	0	0	0	0	0	0	0	0	0	0	4
13:15	0	2	0	0	0	0	0	0	0	0	0	0	0	2
13:30	0	2	3	1	0	0	0	0	0	0	0	0	0	6
13:45	0	3	4	0	0	0	0	0	0	0	0	0	0	7
14:00	0	1	0	1	0	0	0	0	0	0	0	0	0	2
14:15	0	3	4	0	0	0	0	0	0	0	0	0	0	7
14:30	1	3	4	0	0	0	0	0	0	0	0	0	0	8
14:45	3	4	5	0	0	0	0	0	0	0	0	0	0	12
15:00	1	10	5	0	0	0	0	0	0	0	0	0	0	16
15:15	2	8	5	0	0	0	0	0	0	0	0	0	0	15
15:30	6	2	0	0	0	0	0	0	0	0	0	0	0	8
15:45	4	1	1	0	1	0	0	0	0	0	0	0	0	7
16:00	1	3	2	0	0	0	0	0	0	0	0	0	0	6
16:15	0	0	1	0	0	0	0	0	0	0	0	0	0	1
16:30	0	3	0	0	0	0	0	0	0	0	0	0	0	3
16:45	1	3	3	0	0	0	0	0	0	0	0	0	0	7
17:00	0	0	1	1	0	0	0	0	0	0	0	0	0	2
17:15	0	4	1	0	0	0	0	0	0	0	0	0	0	5
17:30	2	3	4	0	0	0	0	0	0	0	0	0	0	9
17:45	1	0	0	0	0	0	0	0	0	0	0	0	0	1
18:00	0	1	1	0	0	0	0	0	0	0	0	0	0	2
18:15	0	2	2	0	0	0	0	0	0	0	0	0	0	4
18:30	0	0	0	1	0	0	0	0	0	0	0	0	0	1
18:45	0	3	1	1	0	0	0	0	0	0	0	0	0	5
19:00	0	2	2	1	0	0	0	0	0	0	0	0	0	5
19:15	0	0	0	0	0	0	0	0	0	0	0	0	0	0
19:30	0	2	1	1	0	0	0	0	0	0	0	0	0	4
19:45	0	1	0	0	0	0	0	0	0	0	0	0	0	1
20:00	0	0	1	0	0	0	0	0	0	0	0	0	0	1
20:15	0	1	1	0	0	0	0	0	0	0	0	0	0	2
20:30	0	0	2	0	0	0	0	0	0	0	0	0	0	2
20:45	0	0	0	0	0	0	0	0	0	0	0	0	0	0
21:00	0	1	1	0	0	0	0	0	0	0	0	0	0	2
21:15	0	1	1	0	0	0	0	0	0	0	0	0	0	2
21:30	0	0	1	0	0	0	0	0	0	0	0	0	0	1
21:45	0	0	0	0	0	0	0	0	0	0	0	0	0	0
22:00	0	0	0	0	0	0	0	0	0	0	0	0	0	0
22:15	0	0	0	0	0	0	0	0	0	0	0	0	0	0
22:30	0	1	0	0	0	0	0	0	0	0	0	0	0	1
22:45	0	0	0	0	0	0	0	0	0	0	0	0	0	0
23:00	0	0	0	0	0	0	0	0	0	0	0	0	0	0
23:15	0	0	0	0	0	0	0	0	0	0	0	0	0	0
23:30	0	0	0	0	0	0	0	0	0	0	0	0	0	0
23:45	0	0	0	0	0	0	0	0	0	0	0	0	0	0
ADT	12	17	12	12	11									372
% of Totals	3%	4%	3%	3%	3%									100%
AM Volumes	17	30	29	5	0	0	0	0	0	0	0	0	0	56
% AM	4%	8%	8%	1%	0%									15%
AM Peak Hour	11:45	07:15	07:15	07:30										07:15
Volume	7	15	9	2										26
PM Volumes	10	77	46	7	1	0	0	0	0	0	0	0	0	135
% PM	11%	20%	12%	1%	0%									36%
PM Peak Hour	15:00	14:30	14:30	18:15	15:00									14:30
Volume	11	25	19	1	1									51
Directional Peak Periods														
All Classes														
			AM 7-9			NOON 12-2			PM 4-6			Off Peak Volumes		
			Volume	%	Volume	%	Volume	%	Volume	%	Volume	%		
			39	14%	38	14%	34	12%	166	60%				
Percentiles														
Street Name	Direction	15th	50th	Average	85th	95th	ADT							
S Keystone St	North Bound	12	17	17	21	24	374							
S Keystone St	South Bound	15	19	19	23	25	277							

SPEED

S Keystone St Bet. W Oak St & W Alameda Ave

Day: Wednesday
Date: 1/19/2022

City: Burbank
Project #: CA22_020022_006

Summary

Time	<15	15-19	20-24	25-29	30-34	35-39	40-44	45-49	50-54	55-59	60-64	65-69	70+	Total
00:00 AM	0	0	0	0	0	0	0	0	0	0	0	0	0	0
00:15	0	0	0	0	0	0	0	0	0	0	0	0	0	0
00:30	0	1	0	0	0	0	0	0	0	0	0	0	0	2
00:45	0	2	1	0	0	0	0	0	0	0	0	0	0	3
01:00	0	0	0	0	0	0	0	0	0	0	0	0	0	0
01:15	0	1	0	0	0	0	0	0	0	0	0	0	0	1
01:30	1	0	0	0	0	0	0	0	0	0	0	0	0	1
01:45	0	0	0	0	0	0	0	0	0	0	0	0	0	0
02:00	0	0	0	0	0	0	0	0	0	0	0	0	0	0
02:15	0	0	0	0	0	0	0	0	0	0	0	0	0	0
02:30	1	0	0	0	0	0	0	0	0	0	0	0	0	1
02:45	0	0	0	0	0	0	0	0	0	0	0	0	0	0
03:00	0	0	0	0	0	0	0	0	0	0	0	0	0	0
03:15	0	0	0	0	0	0	0	0	0	0	0	0	0	0
03:30	0	0	0	0	0	0	0	0	0	0	0	0	0	0
03:45	0	0	0	0	0	0	0	0	0	0	0	0	0	0
04:00	0	0	0	0	0	0	0	0	0	0	0	0	0	0
04:15	0	0	0	0	0	0	0	0	0	0	0	0	0	0
04:30	0	1	1	0	0	0	0	0	0	0	0	0	0	2
04:45	0	0	0	1	0	0	0	0	0	0	0	0	0	1
05:00	0	1	0	0	0	0	0	0	0	0	0	0	0	1
05:15	0	0	0	0	0	0	0	0	0	0	0	0	0	0
05:30	0	2	0	0	0	0	0	0	0	0	0	0	0	2
05:45	0	0	1	0	0	0	0	0	0	0	0	0	0	1
06:00	1	0	0	0	0	0	0	0	0	0	0	0	0	1
06:15	1	0	2	1	0	0	0	0	0	0	0	0	0	4
06:30	1	1	3	0	0	0	0	0	0	0	0	0	0	5
06:45	0	4	2	0	0	0	0	0	0	0	0	0	0	6
07:00	0	3	1	0	0	0	0	0	0	0	0	0	0	4
07:15	1	3	3	0	0	0	0	0	0	0	0	0	0	5
07:30	2	14	0	0	0	0	0	0	0	0	0	0	0	16
07:45	1	8	3	1	0	0	0	0	0	0	0	0	0	13
08:00	2	7	5	1	0	0	0	0	0	0	0	0	0	15
08:15	2	4	1	2	0	0	0	0	0	0	0	0	0	9
08:30	1	8	1	0	0	0	0	0	0	0	0	0	0	10
08:45	1	6	1	0	0	0	0	0	0	0	0	0	0	8
09:00	0	2	1	0	0	0	0	0	0	0	0	0	0	3
09:15	0	0	0	0	0	0	0	0	0	0	0	0	0	0
09:30	5	5	1	0	0	0	0	0	0	0	0	0	0	11
09:45	3	5	1	0	0	0	0	0	0	0	0	0	0	9
10:00	0	5	3	0	0	0	0	0	0	0	0	0	0	8
10:15	3	4	0	0	0	0	0	0	0	0	0	0	0	7
10:30	4	2	1	0	0	0	0	0	0	0	0	0	0	7
10:45	1	5	1	0	0	0	0	0	0	0	0	0	0	7
11:00	6	11	3	0	0	0	0	0	0	0	0	0	0	20
11:15	0	5	3	1	0	0	0	0	0	0	0	0	0	9
11:30	1	4	2	0	0	0	0	0	0	0	0	0	0	7
11:45	1	9	3	0	0	0	0	0	0	0	0	0	0	13
12:00 PM	4	6	1	0	0	0	0	0	0	0	0	0	0	11
12:15	3	5	2	0	0	0	0	0	0	0	0	0	0	10
12:30	6	12	3	0	0	0	0	0	0	0	0	0	0	21
12:45	4	7	6	0	0	0	0	0	0	0	0	0	0	17
13:00	5	6	4	0	0	0	0	0	0	0	0	0	0	15
13:15	2	5	1	0	0	0	0	0	0	0	0	0	0	8
13:30	0	4	3	1	0	0	0	0	0	0	0	0	0	8
13:45	1	7	4	0	0	0	0	0	0	0	0	0	0	12
14:00	0	11	1	1	0	0	0	0	0	0	0	0	0	13
14:15	0	7	5	0	0	0	0	0	0	0	0	0	0	12
14:30	4	11	6	1	0	0	0	0	0	0	0	0	0	22
14:45	4	7	7	0	0	0	0	0	0	0	0	0	0	18
15:00	4	16	6	1	0	0	0	0	0	0	0	0	0	27
15:15	5	15	11	1	0	0	0	0	0	0	0	0	0	32
15:30	8	9	1	1	0	0	0	0	0	0	0	0	0	19
15:45	6	3	3	0	1	0	0	0	0	0	0	0	0	13
16:00	3	6	3	1	0	0	0	0	0	0	0	0	0	13
16:15	2	4	1	0	0	0	0	0	0	0	0	0	0	7
16:30	3	8	0	0	0	0	0	0	0	0	0	0	0	11
16:45	1	7	3	0	0	0	0	0	0	0	0	0	0	11
17:00	3	3	3	1	0	0	0	0	0	0	0	0	0	10
17:15	1	8	4	0	0	0	0	0	0	0	0	0	0	13
17:30	4	10	4	0	0	0	0	0	0	0	0	0	0	18
17:45	2	6	1	0	0	0	0	0	0	0	0	0	0	9
18:00	2	5	2	0	0	0	0	0	0	0	0	0	0	9
18:15	1	9	3	0	0	0	0	0	0	0	0	0	0	13
18:30	2	5	0	1	0	0	0	0	0	0	0	0	0	8
18:45	3	5	1	1	0	0	0	0	0	0	0	0	0	10
19:00	0	3	3	2	0	0	0	0	0	0	0	0	0	8
19:15	0	1	0	0	0	0	0	0	0	0	0	0	0	1
19:30	0	4	2	1	0	0	0	0	0	0	0	0	0	7
19:45	0	4	0	0	0	0	0	0	0	0	0	0	0	4
20:00	0	0	1	0	0	0	0	0	0	0	0	0	0	1
20:15	0	4	1	0	0	0	0	0	0	0	0	0	0	5
20:30	0	1	2	0	0	0	0	0	0	0	0	0	0	3
20:45	0	2	1	0	0	0	0	0	0	0	0	0	0	3
21:00	0	6	1	0	0	0	0	0	0	0	0	0	0	7
21:15	0	1	1	0	0	0	0	0	0	0	0	0	0	2
21:30	0	0	1	0	0	0	0	0	0	0	0	0	0	1
21:45	0	0	0	0	0	0	0	0	0	0	0	0	0	0
22:00	1	1	0	1	0	0	0	0	0	0	0	0	0	3
22:15	0	2	1	0	0	0	0	0	0	0	0	0	0	3
22:30	0	1	0	0	0	0	0	0	0	0	0	0	0	1
22:45	0	0	0	0	0	0	0	0	0	0	0	0	0	0
23:00	0	0	0	0	0	0	0	0	0	0	0	0	0	0
23:15	0	0	0	0	0	0	0	0	0	0	0	0	0	0
23:30	0	0	0	0	0	0	0	0	0	0	0	0	0	0
23:45	0	0	0	0	0	0	0	0	0	0	0	0	0	0
ADT Totals	172	318	147	22	1									651
% of Totals	26%	50%	23%	3%	0%									100%
AM Volumes	39	121	44	8	0	0	0	0	0	0	0	0	0	212
% AM	6%	19%	7%	1%										33%
AM Peak Hour	10:15	07:30	07:15	07:30										114%
Volume	14	33	11	4										55
PM Volumes	84	257	108	14	1	0	0	0	0	0	0	0	0	459
% PM	13%	36%	16%	2%	0%									67%
PM Peak Hour	15:00	14:30	14:30	18:15	15:00									143%
Volume	21	65	30	1										99
Directional Peak Periods	AM 7-9			NOON 12-2			PM 4-6			Off Peak Volumes				
All Classes	Volume	%	Volume	%	Volume	%	Volume	%	Volume	%				
	80	12%	102	16%	92	14%	377	58%						
Street Name	Direction	15th	50th	Percentiles		85th	95th	ADT						
S Keystone St	Summary	13	18	18		22	25	651						

SPEED

S Keystone St Bet. W Oak St & W Alameda Ave

Day: Wednesday

Date: 1/19/2022

City: Burbank

Project #: CA22_020022_006n

North Bound

Time	< 15	15 - 19	20 - 24	25 - 29	30 - 34	35 - 39	40 - 44	45 - 49	50 - 54	55 - 59	60 - 64	65 - 69	70 +	Total
00:00 AM	0	1	1	0	0	0	0	0	0	0	0	0	0	2
01:00	0	1	0	0	0	0	0	0	0	0	0	0	0	1
02:00	1	0	0	0	0	0	0	0	0	0	0	0	0	1
03:00	0	0	0	0	0	0	0	0	0	0	0	0	0	0
04:00	0	0	0	0	0	0	0	0	0	0	0	0	0	0
05:00	0	1	0	0	0	0	0	0	0	0	0	0	0	1
06:00	3	2	4	0	0	0	0	0	0	0	0	0	0	9
07:00	4	12	1	1	0	0	0	0	0	0	0	0	0	18
08:00	3	15	4	1	0	0	0	0	0	0	0	0	0	23
09:00	4	5	1	0	0	0	0	0	0	0	0	0	0	10
10:00	5	11	0	0	0	0	0	0	0	0	0	0	0	16
11:00	7	23	4	1	0	0	0	0	0	0	0	0	0	35
12:00 PM	10	24	6	0	0	0	0	0	0	0	0	0	0	40
13:00	7	14	3	0	0	0	0	0	0	0	0	0	0	24
14:00	4	25	6	1	0	0	0	0	0	0	0	0	0	36
15:00	10	22	10	3	0	0	0	0	0	0	0	0	0	45
16:00	7	16	1	1	0	0	0	0	0	0	0	0	0	25
17:00	7	20	6	0	0	0	0	0	0	0	0	0	0	33
18:00	8	18	2	0	0	0	0	0	0	0	0	0	0	28
19:00	0	7	2	1	0	0	0	0	0	0	0	0	0	10
20:00	0	6	1	0	0	0	0	0	0	0	0	0	0	7
21:00	0	5	0	0	0	0	0	0	0	0	0	0	0	5
22:00	1	3	0	1	0	0	0	0	0	0	0	0	0	5
23:00	0	0	0	0	0	0	0	0	0	0	0	0	0	0
Totals	81	231	52	10										374
% of Totals	22%	62%	14%	3%										100%

AM Volumes	27	71	15	3	0	0	0	0	0	0	0	0	0	116		
% AM	7%	19%	4%	1%										31%		
AM Peak Hour	11:00	11:00	06:00	07:00										11:00		
Volume	7	23	4	1										35		
PM Volumes	54	160	37	7	0	0	0	0	0	0	0	0	0	258		
% PM	14%	43%	10%	2%										69%		
PM Peak Hour	12:00	14:00	15:00	15:00										15:00		
Volume	10	25	10	3										45		
Directional Peak Periods		AM 7-9				NOON 12-2				PM 4-6				Off Peak Volumes		
All Speeds		Volume	↔		%	Volume	↔		%	Volume	↔		%	Volume	↔	
		41			11%	64			17%	58			16%	211		

Street Name	Direction	Percentiles					ADT
		15th	50th	Average	85th	95th	
S Keystone St	North Bound	12	17	17	21	24	374
S Keystone St	South Bound	15	19	19	23	25	277

SPEED

S Keystone St Bet. W Oak St & W Alameda Ave

Day: Wednesday

Date: 1/19/2022

City: Burbank

Project #: CA22_020022_006s

South Bound

Time	< 15	15 - 19	20 - 24	25 - 29	30 - 34	35 - 39	40 - 44	45 - 49	50 - 54	55 - 59	60 - 64	65 - 69	70 +	Total
00:00 AM	0	2	0	1	0	0	0	0	0	0	0	0	0	3
01:00	1	0	0	0	0	0	0	0	0	0	0	0	0	1
02:00	0	0	0	0	0	0	0	0	0	0	0	0	0	0
03:00	0	0	0	0	0	0	0	0	0	0	0	0	0	0
04:00	0	1	1	1	0	0	0	0	0	0	0	0	0	3
05:00	0	2	1	0	0	0	0	0	0	0	0	0	0	3
06:00	0	3	3	1	0	0	0	0	0	0	0	0	0	7
07:00	0	14	6	0	0	0	0	0	0	0	0	0	0	20
08:00	3	10	4	2	0	0	0	0	0	0	0	0	0	19
09:00	4	7	2	0	0	0	0	0	0	0	0	0	0	13
10:00	3	5	5	0	0	0	0	0	0	0	0	0	0	13
11:00	1	6	7	0	0	0	0	0	0	0	0	0	0	14
12:00 PM	7	6	6	0	0	0	0	0	0	0	0	0	0	19
13:00	1	8	9	1	0	0	0	0	0	0	0	0	0	19
14:00	4	11	13	1	0	0	0	0	0	0	0	0	0	29
15:00	13	21	11	0	1	0	0	0	0	0	0	0	0	46
16:00	2	9	6	0	0	0	0	0	0	0	0	0	0	17
17:00	3	7	6	1	0	0	0	0	0	0	0	0	0	17
18:00	0	6	4	2	0	0	0	0	0	0	0	0	0	12
19:00	0	5	3	2	0	0	0	0	0	0	0	0	0	10
20:00	0	1	4	0	0	0	0	0	0	0	0	0	0	5
21:00	0	2	3	0	0	0	0	0	0	0	0	0	0	5
22:00	0	1	1	0	0	0	0	0	0	0	0	0	0	2
23:00	0	0	0	0	0	0	0	0	0	0	0	0	0	0
Totals	42	127	95	12	1									277
% of Totals	15%	46%	34%	4%	0%									100%

AM Volumes	12	50	29	5	0	0	0	0	0	0	0	0	0	96		
% AM	4%	18%	10%	2%										35%		
AM Peak Hour	09:00	07:00	11:00	08:00										07:00		
Volume	4	14	7	2										20		
PM Volumes	30	77	66	7	1	0	0	0	0	0	0	0	0	181		
% PM	11%	28%	24%	3%	0%									65%		
PM Peak Hour	15:00	15:00	14:00	18:00	15:00									15:00		
Volume	13	21	13	2	1									46		
Directional Peak Periods		AM 7-9				NOON 12-2				PM 4-6		Off Peak Volumes				
All Speeds		Volume			%	Volume			%	Volume			%	Volume		
		39	↔		14%	38	↔		14%	34	↔		12%	166	↔ 60%	

Street Name	Direction	Percentiles					
		15th	50th	Average	85th	95th	ADT
S Keystone St	North Bound	12	17	17	21	24	374
S Keystone St	South Bound	15	19	19	23	25	277

SPEED

S Keystone St Bet. W Oak St & W Alameda Ave

Day: Wednesday

Date: 1/19/2022

City: Burbank

Project #: CA22_020022_006

Summary

Time	< 15	15 - 19	20 - 24	25 - 29	30 - 34	35 - 39	40 - 44	45 - 49	50 - 54	55 - 59	60 - 64	65 - 69	70 +	Total
00:00 AM	0	3	1	1	0	0	0	0	0	0	0	0	0	5
01:00	1	1	0	0	0	0	0	0	0	0	0	0	0	2
02:00	1	0	0	0	0	0	0	0	0	0	0	0	0	1
03:00	0	0	0	0	0	0	0	0	0	0	0	0	0	0
04:00	0	1	1	1	0	0	0	0	0	0	0	0	0	3
05:00	0	3	1	0	0	0	0	0	0	0	0	0	0	4
06:00	3	5	7	1	0	0	0	0	0	0	0	0	0	16
07:00	4	26	7	1	0	0	0	0	0	0	0	0	0	38
08:00	6	25	8	3	0	0	0	0	0	0	0	0	0	42
09:00	8	12	3	0	0	0	0	0	0	0	0	0	0	23
10:00	8	16	5	0	0	0	0	0	0	0	0	0	0	29
11:00	8	29	11	1	0	0	0	0	0	0	0	0	0	49
12:00 PM	17	30	12	0	0	0	0	0	0	0	0	0	0	59
13:00	8	22	12	1	0	0	0	0	0	0	0	0	0	43
14:00	8	36	19	2	0	0	0	0	0	0	0	0	0	65
15:00	23	43	21	3	1	0	0	0	0	0	0	0	0	91
16:00	9	25	7	1	0	0	0	0	0	0	0	0	0	42
17:00	10	27	12	1	0	0	0	0	0	0	0	0	0	50
18:00	8	24	6	2	0	0	0	0	0	0	0	0	0	40
19:00	0	12	5	3	0	0	0	0	0	0	0	0	0	20
20:00	0	7	5	0	0	0	0	0	0	0	0	0	0	12
21:00	0	7	3	0	0	0	0	0	0	0	0	0	0	10
22:00	1	4	1	1	0	0	0	0	0	0	0	0	0	7
23:00	0	0	0	0	0	0	0	0	0	0	0	0	0	0
Totals	123	358	147	22	1									651
% of Totals	19%	55%	23%	3%	0%									100%

AM Volumes	39	121	44	8	0	0	0	0	0	0	0	0	0	212		
% AM	6%	19%	7%	1%										33%		
AM Peak Hour	09:00	11:00	11:00	08:00										11:00		
Volume	8	29	11	3										49		
PM Volumes	84	237	103	14	1	0	0	0	0	0	0	0	0	439		
% PM	13%	36%	16%	2%	0%									67%		
PM Peak Hour	15:00	15:00	15:00	15:00	15:00									15:00		
Volume	23	43	21	3	1									91		
Directional Peak Periods		AM 7-9				NOON 12-2				PM 4-6				Off Peak Volumes		
All Speeds		Volume	↔		%	Volume	↔		%	Volume	↔		%	Volume	↔	
		80			12%	102			16%	92			14%	377		

Street Name	Direction	Percentiles					
		15th	50th	Average	85th	95th	ADT
S Keystone St	Summary	13	18	18	22	25	651

VOLUME

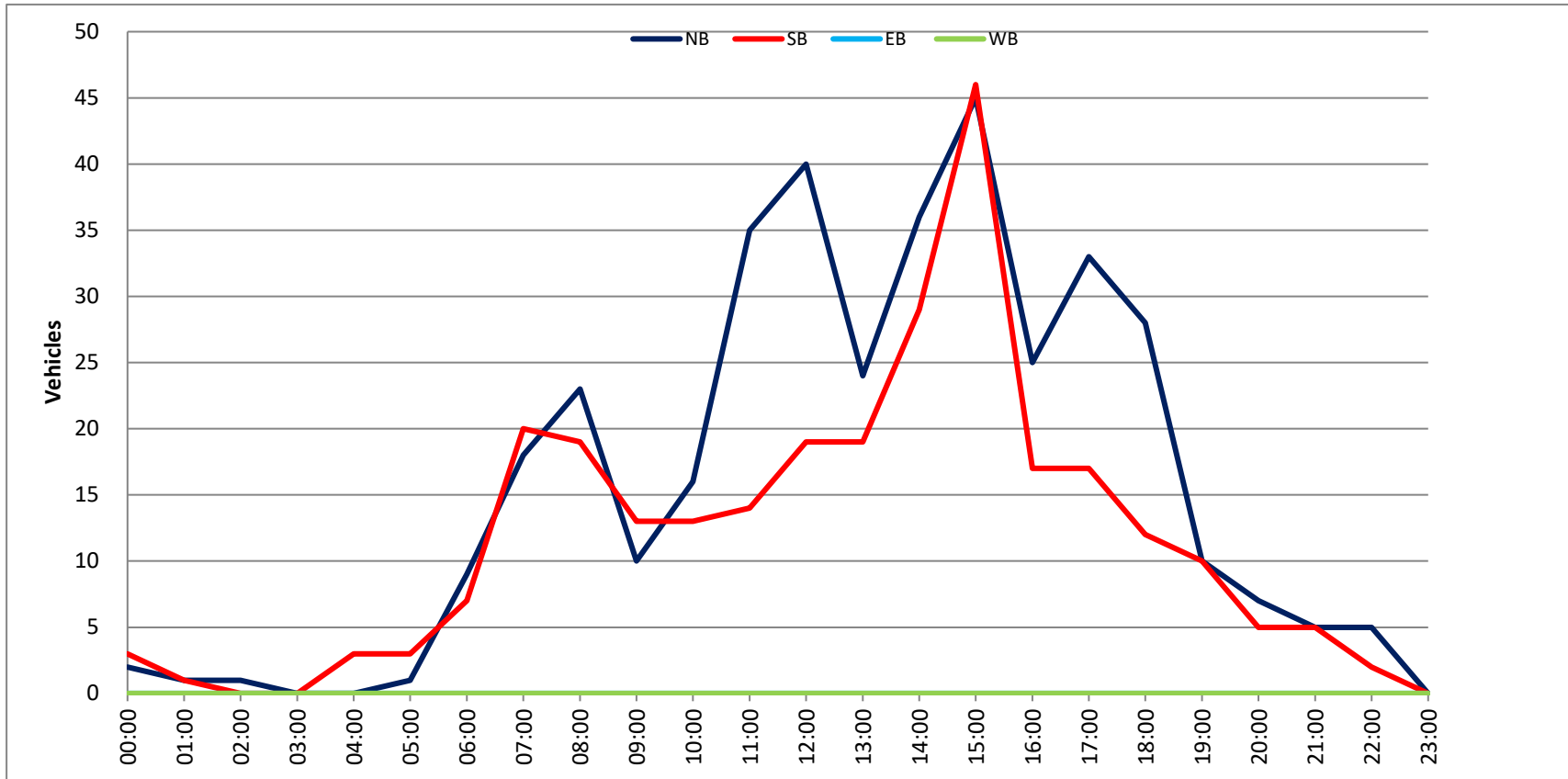
S Keystone St Bet. W Oak St & W Alameda Ave

Day: Wednesday
 Date: 1/19/2022

City: Burbank
 Project #: CA22_020022_006

DAILY TOTALS					NB	SB	EB	WB	Total		
					374	277	0	0	651		
AM Period	NB	SB	EB	WB	TOTAL	PM Period	NB	SB	EB	WB	TOTAL
00:00	0	0	0	0		12:00	7	4	0	0	11
00:15	0	0	0	0		12:15	7	3	0	0	10
00:30	0	2	0	0	2	12:30	15	6	0	0	21
00:45	2	2	1	3	3 5	12:45	11	40	6	19	17 59
01:00	0	0	0	0		13:00	11	4	0	0	15
01:15	1	0	0	0	1	13:15	6	2	0	0	8
01:30	0	1	0	0	1	13:30	2	6	0	0	8
01:45	0	1	0	1	2	13:45	5	24	7	19	12 43
02:00	0	0	0	0		14:00	11	2	0	0	13
02:15	0	0	0	0		14:15	5	7	0	0	12
02:30	1	0	0	0	1	14:30	14	8	0	0	22
02:45	0	1	0	0	1	14:45	6	36	12	29	18 65
03:00	0	0	0	0		15:00	11	16	0	0	27
03:15	0	0	0	0		15:15	17	15	0	0	32
03:30	0	0	0	0		15:30	11	8	0	0	19
03:45	0	0	0	0		15:45	6	45	7	46	13 91
04:00	0	0	0	0		16:00	7	6	0	0	13
04:15	0	0	0	0		16:15	6	1	0	0	7
04:30	0	2	0	0	2	16:30	8	3	0	0	11
04:45	0	1	3	0	1 3	16:45	4	25	7	17	11 42
05:00	0	1	0	0	1	17:00	8	2	0	0	10
05:15	0	0	0	0		17:15	8	5	0	0	13
05:30	1	1	0	0	2	17:30	9	9	0	0	18
05:45	0	1	1	3	1 4	17:45	8	33	1	17	9 50
06:00	1	0	0	0	1	18:00	7	2	0	0	9
06:15	2	2	0	0	4	18:15	9	4	0	0	13
06:30	2	3	0	0	5	18:30	7	1	0	0	8
06:45	4	9	2	7	6 16	18:45	5	28	5	12	10 40
07:00	1	3	0	0	4	19:00	3	5	0	0	8
07:15	1	4	0	0	5	19:15	1	0	0	0	1
07:30	10	6	0	0	16	19:30	3	4	0	0	7
07:45	6	18	7	20	13 38	19:45	3	10	1	10	4 20
08:00	6	9	0	0	15	20:00	0	1	0	0	1
08:15	6	3	0	0	9	20:15	3	2	0	0	5
08:30	5	5	0	0	10	20:30	1	2	0	0	3
08:45	6	23	2	19	8 42	20:45	3	7	0	5	3 12
09:00	1	2	0	0	3	21:00	5	2	0	0	7
09:15	0	0	0	0		21:15	0	2	0	0	2
09:30	4	7	0	0	11	21:30	0	1	0	0	1
09:45	5	10	4	13	9 23	21:45	0	5	0	5	10
10:00	4	4	0	0	8	22:00	3	0	0	0	3
10:15	4	3	0	0	7	22:15	2	1	0	0	3
10:30	5	2	0	0	7	22:30	0	1	0	0	1
10:45	3	16	4	13	7 29	22:45	0	5	0	2	7
11:00	14	6	0	0	20	23:00	0	0	0	0	
11:15	6	3	0	0	9	23:15	0	0	0	0	
11:30	4	3	0	0	7	23:30	0	0	0	0	
11:45	11	35	2	14	13 49	23:45	0	0	0	0	
TOTALS	116	96			212	TOTALS	258	181			439
SPLIT %	54.7%	45.3%			32.6%	SPLIT %	58.8%	41.2%			67.4%

DAILY TOTALS					NB	SB	EB	WB	Total
					374	277	0	0	651
AM Peak Hour	11:45	07:15			11:45	PM Peak Hour	14:30	14:30	14:30
AM Pk Volume	40	26			55	PM Pk Volume	48	51	99
Pk Hr Factor	0.667	0.722			0.655	Pk Hr Factor	0.706	0.797	0.773
7 - 9 Volume	41	39	0	0	80	4 - 6 Volume	58	34	0 0 92
7 - 9 Peak Hour	07:30	07:15			07:30	4 - 6 Peak Hour	17:00	16:45	16:45
7 - 9 Pk Volume	28	26	0	0	53	4 - 6 Pk Volume	33	23	0 0 52
Pk Hr Factor	0.700	0.722	0.000	0.000	0.828	Pk Hr Factor	0.917	0.639	0.000 0.000 0.722



Prepared by National Data & Surveying Services
SPEED
 S Keystone St Bet. W Oak St & W Alameda Ave

Day: Thursday
 Date: 1/20/2022

City: Burbank
 Project #: CA22_020022_006n

North Bound

Time	<15	15-19	20-24	25-29	30-34	35-39	40-44	45-49	50-54	55-59	60-64	65-69	70+	Total
00:00 AM	0	0	0	0	0	0	0	0	0	0	0	0	0	0
00:15	0	0	0	0	0	0	0	0	0	0	0	0	0	0
00:30	0	0	0	0	0	0	0	0	0	0	0	0	0	0
00:45	1	1	0	0	0	0	0	0	0	0	0	0	0	2
01:00	0	0	1	0	0	0	0	0	0	0	0	0	0	1
01:15	0	0	0	0	0	0	0	0	0	0	0	0	0	0
01:30	0	0	0	0	0	0	0	0	0	0	0	0	0	0
01:45	0	0	0	0	0	0	0	0	0	0	0	0	0	0
02:00	0	0	0	0	0	0	0	0	0	0	0	0	0	0
02:15	0	0	0	0	0	0	0	0	0	0	0	0	0	0
02:30	0	0	0	0	0	0	0	0	0	0	0	0	0	0
02:45	0	0	0	0	0	0	0	0	0	0	0	0	0	0
03:00	0	0	0	0	0	0	0	0	0	0	0	0	0	0
03:15	0	0	0	0	0	0	0	0	0	0	0	0	0	0
03:30	0	0	0	0	0	0	0	0	0	0	0	0	0	0
03:45	0	0	0	0	0	0	0	0	0	0	0	0	0	0
04:00	0	0	0	0	0	0	0	0	0	0	0	0	0	0
04:15	0	0	0	0	0	0	0	0	0	0	0	0	0	0
04:30	0	0	0	0	0	0	0	0	0	0	0	0	0	0
04:45	1	0	0	0	0	0	0	0	0	0	0	0	0	1
05:00	0	0	0	0	0	0	0	0	0	0	0	0	0	0
05:15	0	0	1	0	0	0	0	0	0	0	0	0	0	1
05:30	0	0	0	0	0	0	0	0	0	0	0	0	0	0
05:45	0	0	0	0	0	0	0	0	0	0	0	0	0	0
06:00	2	0	0	0	0	0	0	0	0	0	0	0	0	2
06:15	1	1	0	0	0	0	0	0	0	0	0	0	0	2
06:30	0	1	1	0	0	0	0	0	0	0	0	0	0	2
06:45	0	1	0	0	0	0	0	0	0	0	0	0	0	1
07:00	1	0	0	0	0	0	0	0	0	0	0	0	0	1
07:15	0	5	0	1	0	0	0	0	5	0	0	0	0	6
07:30	1	10	1	0	0	0	0	0	0	0	0	0	0	12
07:45	6	4	0	2	0	0	0	0	0	0	0	0	0	12
08:00	0	4	2	0	0	0	0	0	0	0	0	0	0	6
08:15	3	2	0	0	0	0	0	0	0	0	0	0	0	5
08:30	3	4	2	0	0	0	0	0	0	0	0	0	0	9
08:45	3	2	1	0	0	0	0	0	0	0	0	0	0	6
09:00	1	2	3	0	0	0	0	0	0	0	0	0	0	6
09:15	2	6	1	0	0	0	0	0	0	0	0	0	0	9
09:30	1	2	0	0	0	0	0	0	0	0	0	0	0	3
09:45	4	7	1	0	0	0	0	0	0	0	0	0	0	12
10:00	0	7	0	1	0	0	0	0	0	0	0	0	0	8
10:15	1	2	0	0	0	0	0	0	0	0	0	0	0	3
10:30	2	4	0	0	0	0	0	0	0	0	0	0	0	6
10:45	0	4	1	0	0	0	0	0	0	0	0	0	0	5
11:00	6	6	2	1	0	0	0	0	0	0	0	0	0	15
11:15	1	4	1	0	0	0	0	0	0	0	0	0	0	6
11:30	2	2	0	0	0	0	0	0	0	0	0	0	0	4
11:45	0	5	3	0	0	0	0	0	0	0	0	0	0	8
12:00 PM	1	7	2	0	0	0	0	0	0	0	0	0	0	10
12:15	4	4	1	0	1	0	0	0	0	0	0	0	0	10
12:30	2	2	1	0	0	0	0	0	0	0	0	0	0	5
12:45	1	6	1	0	0	0	0	0	0	0	0	0	0	8
13:00	1	6	2	0	0	0	0	0	0	0	0	0	0	9
13:15	2	6	2	0	0	0	0	0	0	0	0	0	0	10
13:30	0	4	3	0	0	0	0	0	0	0	0	0	0	7
13:45	1	5	1	0	0	0	0	0	0	0	0	0	0	7
14:00	3	8	1	0	0	0	0	0	0	0	0	0	0	12
14:15	3	6	1	0	0	0	0	0	0	0	0	0	0	10
14:30	0	10	2	0	0	0	0	0	0	0	0	0	0	12
14:45	0	5	1	0	0	0	0	0	0	0	0	0	0	6
15:00	3	7	2	0	0	0	0	0	0	0	0	0	0	12
15:15	0	0	0	0	0	0	0	0	0	0	0	0	0	0
15:30	2	3	1	0	0	0	0	0	0	0	0	0	0	6
15:45	1	2	0	0	0	0	0	0	0	0	0	0	0	3
16:00	0	3	0	0	0	0	0	0	0	0	0	0	0	3
16:15	0	6	1	1	0	0	0	0	0	0	0	0	0	8
16:30	1	2	2	1	0	0	0	0	0	0	0	0	0	6
16:45	0	5	1	0	0	0	0	0	0	0	0	0	0	6
17:00	0	6	1	0	0	0	0	0	0	0	0	0	0	7
17:15	1	4	0	0	0	0	0	0	0	0	0	0	0	5
17:30	2	4	5	0	0	0	0	0	0	0	0	0	0	11
17:45	0	4	0	0	0	0	0	0	0	0	0	0	0	4
18:00	0	5	0	0	0	0	0	0	0	0	0	0	0	5
18:15	1	3	1	0	0	0	0	0	0	0	0	0	0	5
18:30	3	2	0	0	0	0	0	0	0	0	0	0	0	5
18:45	3	1	0	0	0	0	0	0	0	0	0	0	0	4
19:00	2	3	0	0	0	0	0	0	0	0	0	0	0	5
19:15	0	4	1	0	0	0	0	0	0	0	0	0	0	5
19:30	1	1	2	0	0	0	0	0	0	0	0	0	0	4
19:45	2	1	0	0	0	0	0	0	0	0	0	0	0	3
20:00	1	4	0	0	0	0	0	0	0	0	0	0	0	5
20:15	1	0	0	0	0	0	0	0	0	0	0	0	0	1
20:30	0	2	1	0	0	0	0	0	0	0	0	0	0	3
20:45	0	1	0	0	0	0	0	0	0	0	0	0	0	1
21:00	0	1	1	0	0	0	0	0	0	0	0	0	0	2
21:15	0	1	0	0	0	0	0	0	0	0	0	0	0	1
21:30	0	0	0	1	0	0	0	0	0	0	0	0	0	1
21:45	0	1	0	0	0	0	0	0	0	0	0	0	0	1
22:00	0	0	0	0	0	0	0	0	0	0	0	0	0	0
22:15	1	0	0	0	0	0	0	0	0	0	0	0	0	1
22:30	0	0	0	0	0	0	0	0	0	0	0	0	0	0
22:45	0	0	0	0	0	0	0	0	0	0	0	0	0	0
23:00	0	1	1	0	0	0	0	0	0	0	0	0	0	2
23:15	0	0	0	0	0	0	0	0	0	0	0	0	0	0
23:30	0	0	0	0	0	0	0	0	0	0	0	0	0	0
23:45	0	1	0	0	0	0	0	0	0	0	0	0	0	1
% of Totals	15	21	15	8	11									100
% of Totals	22%	60%	15%	2%	0%									100%
AM Volumes	47	86	21	5	0	0	0	0	0	0	0	0	0	154
% AM	11%	22%	5%	1%										40%
AM Peak Hour	07:45	07:15	08:30	07:00	11:30									07:15
Volume	12	23	7	3	1									36
PM Volumes	45	147	86	9	1	0	0	0	0	0	0	0	0	282
% PM	11%	38%	10%	1%	0%									69%
PM Peak Hour	18:15	13:45	12:45	15:45	12:00									13:45
Volume	11	25	8	1	1									41
Directional Peak Periods														
All Classes														
	Volume	57	15%	66	17%	50	13%	213	55%					
Street Name	Direction	15th	50th	Average	85th	95th	ADT							
S Keystone St	North Bound	12	17	17	21	24	386							
S Keystone St	South Bound	15	19	19	24	26	308							

SPEED

S Keystone St Bet. W Oak St & W Alameda Ave

Day: Thursday
Date: 1/20/2022

City: Burbank
Project #: CA22_020022_0065

South Bound

Time	<15	15-19	20-24	25-29	30-34	35-39	40-44	45-49	50-54	55-59	60-64	65-69	70+	Total
00:00 AM	0	0	0	0	0	0	0	0	0	0	0	0	0	0
00:15	0	0	0	0	0	0	0	0	0	0	0	0	0	0
00:30	0	0	0	0	0	0	0	0	0	0	0	0	0	0
00:45	0	0	0	0	0	0	0	0	0	0	0	0	0	0
01:00	0	0	0	0	0	0	0	0	0	0	0	0	0	0
01:15	0	0	0	0	0	0	0	0	0	0	0	0	0	0
01:30	0	0	0	0	0	0	0	0	0	0	0	0	0	0
01:45	1	0	0	0	0	0	0	0	0	0	0	0	0	1
02:00	0	0	0	0	0	0	0	0	0	0	0	0	0	0
02:15	0	0	0	0	0	0	0	0	0	0	0	0	0	0
02:30	0	0	0	0	0	0	0	0	0	0	0	0	0	0
02:45	0	0	0	0	0	0	0	0	0	0	0	0	0	0
03:00	0	0	0	0	0	0	0	0	0	0	0	0	0	0
03:15	0	0	0	0	0	0	0	0	0	0	0	0	0	0
03:30	0	0	0	0	0	0	0	0	0	0	0	0	0	0
03:45	0	0	1	0	0	0	0	0	0	0	0	0	0	1
04:00	0	0	0	0	0	0	0	0	0	0	0	0	0	0
04:15	0	1	0	0	0	0	0	0	0	0	0	0	0	1
04:30	0	1	1	0	0	0	0	0	0	0	0	0	0	2
04:45	0	1	1	0	0	0	0	0	0	0	0	0	0	2
05:00	0	0	0	0	0	0	0	0	0	0	0	0	0	0
05:15	0	0	0	0	0	0	0	0	0	0	0	0	0	0
05:30	0	0	0	0	0	0	0	0	0	0	0	0	0	0
05:45	0	0	1	0	0	0	0	0	0	0	0	0	0	1
06:00	0	0	1	0	0	0	0	0	0	0	0	0	0	1
06:15	0	1	0	0	0	0	0	0	0	0	0	0	0	2
06:30	0	3	0	0	0	0	0	0	0	0	0	0	0	3
06:45	0	1	0	0	0	0	0	0	0	0	0	0	0	1
07:00	0	3	0	0	0	0	0	0	0	0	0	0	0	3
07:15	1	2	2	0	0	0	0	0	0	0	0	0	0	5
07:30	3	4	2	0	0	0	0	0	0	0	0	0	0	9
07:45	3	9	5	0	0	0	0	0	0	0	0	0	0	17
08:00	2	3	3	0	0	0	0	0	0	0	0	0	0	8
08:15	1	2	3	0	0	0	0	0	0	0	0	0	0	6
08:30	0	2	2	1	0	0	0	0	0	0	0	0	0	5
08:45	1	2	0	2	0	0	0	0	0	0	0	0	0	5
09:00	0	3	3	2	0	0	0	0	0	0	0	0	0	8
09:15	3	2	0	0	0	0	0	0	0	0	0	0	0	5
09:30	0	1	0	1	0	0	0	0	0	0	0	0	0	2
09:45	2	3	1	0	0	0	0	0	0	0	0	0	0	6
10:00	1	1	3	0	0	0	0	0	0	0	0	0	0	5
10:15	1	3	4	0	0	0	0	0	0	0	0	0	0	8
10:30	1	0	1	0	0	0	0	0	0	0	0	0	0	2
10:45	0	1	3	0	0	0	0	0	0	0	0	0	0	4
11:00	1	2	1	0	0	0	0	0	0	0	0	0	0	4
11:15	0	2	0	0	0	0	0	0	0	0	0	0	0	2
11:30	0	2	1	0	0	0	0	0	0	0	0	0	0	3
11:45	2	2	3	0	0	0	0	0	0	0	0	0	0	7
12:00 PM	1	0	0	0	0	0	0	0	0	0	0	0	0	1
12:15	0	2	1	1	0	0	0	0	0	0	0	0	0	4
12:30	0	1	3	0	0	0	0	0	0	0	0	0	0	4
12:45	0	2	1	2	0	0	0	0	0	0	0	0	0	5
13:00	0	2	0	0	1	0	0	0	0	0	0	0	0	3
13:15	0	1	2	0	0	0	0	0	0	0	0	0	0	3
13:30	0	1	1	0	0	0	0	0	0	0	0	0	0	2
13:45	1	1	4	0	0	0	0	0	0	0	0	0	0	6
14:00	2	4	2	0	0	0	0	0	0	0	0	0	0	8
14:15	3	2	4	0	0	0	0	0	0	0	0	0	0	9
14:30	3	2	1	1	0	0	0	0	0	0	0	0	0	7
14:45	2	8	3	2	0	0	0	0	0	0	0	0	0	15
15:00	1	6	3	0	0	0	0	0	0	0	0	0	0	10
15:15	2	5	3	1	0	0	0	0	0	0	0	0	0	11
15:30	0	3	5	0	0	0	0	0	0	0	0	0	0	8
15:45	0	4	1	0	0	0	0	0	0	0	0	0	0	5
16:00	1	3	3	1	0	0	0	0	0	0	0	0	0	8
16:15	0	3	2	0	0	0	0	0	0	0	0	0	0	5
16:30	1	6	1	0	0	0	0	0	0	0	0	0	0	8
16:45	1	1	1	0	0	0	0	0	0	0	0	0	0	3
17:00	0	2	1	0	0	0	0	0	0	0	0	0	0	3
17:15	1	0	2	1	0	0	0	0	0	0	0	0	0	4
17:30	1	1	2	0	0	0	0	0	0	0	0	0	0	4
17:45	0	1	1	0	1	0	0	0	0	0	0	0	0	3
18:00	0	1	2	0	0	0	0	0	0	0	0	0	0	3
18:15	1	2	0	0	0	0	0	0	0	0	0	0	0	3
18:30	0	3	4	0	0	0	0	0	0	0	0	0	0	7
18:45	0	2	1	0	0	0	0	0	0	0	0	0	0	3
19:00	0	2	0	0	0	0	0	0	0	0	0	0	0	2
19:15	0	1	1	0	0	0	0	0	0	0	0	0	0	2
19:30	1	1	2	0	0	0	0	0	0	0	0	0	0	4
19:45	1	0	1	0	0	0	0	0	0	0	0	0	0	2
20:00	0	0	1	0	0	0	0	0	0	0	0	0	0	1
20:15	0	0	1	1	0	0	0	0	0	0	0	0	0	2
20:30	1	3	0	0	0	0	0	0	0	0	0	0	0	4
20:45	0	1	0	0	0	0	0	0	0	0	0	0	0	1
21:00	0	0	0	1	0	0	0	0	0	0	0	0	0	1
21:15	0	0	1	0	0	0	0	0	0	0	0	0	0	1
21:30	0	0	1	0	0	0	0	0	0	0	0	0	0	1
21:45	0	0	1	0	0	0	0	0	0	0	0	0	0	1
22:00	0	0	0	0	0	0	0	0	0	0	0	0	0	0
22:15	0	0	0	1	0	0	0	0	0	0	0	0	0	1
22:30	0	0	1	0	0	0	0	0	0	0	0	0	0	1
22:45	0	0	0	0	0	0	0	0	0	0	0	0	0	0
23:00	0	0	0	0	0	0	0	0	0	0	0	0	0	0
23:15	0	0	0	0	0	0	0	0	0	0	0	0	0	0
23:30	0	0	0	0	0	0	0	0	0	0	0	0	0	0
23:45	0	0	0	0	0	0	0	0	0	0	0	0	0	0
ADT	47	114	106	15	2									100
% of Totals	15%	44%	34%	6%	1%									100%
AM Volumes	23	57	42	7	0	0	0	0	0	0	0	0	0	129
% AM	7%	19%	14%	2%										43%
AM Peak Hour	07:15	07:30	07:30	08:15										07:30
Volume	9	18	13	5										40
PM Volumes	46	77	66	12	0	0	0	0	0	0	0	0	0	195
% PM	8%	25%	21%	4%										57%
PM Peak Hour	16:00	16:45	16:45	16:30	12:15									16:45
Volume	19	22	12	1										44
Directional Peak Periods	AM 7-9		NOON 12-2		PM 4-6		Off Peak Volumes							
All Classes	Volume	58	19%	Volume	28	9%	Volume	38	12%	Volume	184	60%		
Street Name	Direction	15th	50th	Average	85th	95th	ADT							
S Keystone St	North Bound	12	17	17	21	24	386							
S Keystone St	South Bound	15	19	19	24	26	308							

Prepared by National Data & Surveying Services
SPEED
 S Keystone St Bet. W Oak St & W Alameda Ave

Day: Thursday
 Date: 1/20/2022

City: Burbank
 Project #: CA22_020022_006

Summary

Time	<15	15-19	20-24	25-29	30-34	35-39	40-44	45-49	50-54	55-59	60-64	65-69	70+	Total
00:00 AM	0	0	0	0	0	0	0	0	0	0	0	0	0	0
00:15	0	0	0	0	0	0	0	0	0	0	0	0	0	0
00:30	0	0	0	0	0	0	0	0	0	0	0	0	0	0
00:45	1	1	0	0	0	0	0	0	0	0	0	0	0	2
01:00	0	0	1	0	0	0	0	0	0	0	0	0	0	1
01:15	0	0	0	0	0	0	0	0	0	0	0	0	0	0
01:30	0	0	0	0	0	0	0	0	0	0	0	0	0	0
01:45	1	0	0	0	0	0	0	0	0	0	0	0	0	1
02:00	0	0	0	0	0	0	0	0	0	0	0	0	0	0
02:15	0	0	0	0	0	0	0	0	0	0	0	0	0	0
02:30	0	0	0	0	0	0	0	0	0	0	0	0	0	0
02:45	0	0	0	0	0	0	0	0	0	0	0	0	0	0
03:00	0	0	0	0	0	0	0	0	0	0	0	0	0	0
03:15	0	0	0	0	0	0	0	0	0	0	0	0	0	0
03:30	0	0	0	0	0	0	0	0	0	0	0	0	0	0
03:45	0	0	1	0	0	0	0	0	0	0	0	0	0	1
04:00	0	0	0	0	0	0	0	0	0	0	0	0	0	0
04:15	0	1	0	0	0	0	0	0	0	0	0	0	0	1
04:30	0	1	1	0	0	0	0	0	0	0	0	0	0	2
04:45	1	1	1	0	0	0	0	0	0	0	0	0	0	3
05:00	0	0	0	0	0	0	0	0	0	0	0	0	0	0
05:15	0	0	1	0	0	0	0	0	0	0	0	0	0	1
05:30	0	0	0	0	0	0	0	0	0	0	0	0	0	0
05:45	0	0	1	0	0	0	0	0	0	0	0	0	0	1
06:00	2	0	1	0	0	0	0	0	0	0	0	0	0	3
06:15	1	2	0	1	0	0	0	0	0	0	0	0	0	4
06:30	0	4	1	0	0	0	0	0	0	0	0	0	0	5
06:45	0	2	0	0	0	0	0	0	0	0	0	0	0	2
07:00	1	3	0	0	0	0	0	0	0	0	0	0	0	4
07:15	1	7	2	1	0	0	0	0	0	0	0	0	0	11
07:30	4	14	3	0	0	0	0	0	0	0	0	0	0	21
07:45	9	13	5	2	0	0	0	0	0	0	0	0	0	29
08:00	2	7	5	0	0	0	0	0	0	0	0	0	0	14
08:15	4	4	3	0	0	0	0	0	0	0	0	0	0	11
08:30	3	6	4	1	0	0	0	0	0	0	0	0	0	14
08:45	4	4	1	2	0	0	0	0	0	0	0	0	0	11
09:00	1	5	6	2	0	0	0	0	0	0	0	0	0	14
09:15	5	8	1	0	0	0	0	0	0	0	0	0	0	14
09:30	1	3	0	1	0	0	0	0	0	0	0	0	0	5
09:45	6	10	2	0	0	0	0	0	0	0	0	0	0	18
10:00	1	8	3	1	0	0	0	0	0	0	0	0	0	13
10:15	2	5	4	0	0	0	0	0	0	0	0	0	0	11
10:30	3	4	1	0	0	0	0	0	0	0	0	0	0	8
10:45	0	5	4	0	0	0	0	0	0	0	0	0	0	9
11:00	7	8	3	1	0	0	0	0	0	0	0	0	0	19
11:15	1	6	1	0	0	0	0	0	0	0	0	0	0	8
11:30	2	4	1	0	0	0	0	0	0	0	0	0	0	7
11:45	2	7	6	0	0	0	0	0	0	0	0	0	0	15
12:00 PM	2	7	2	0	0	0	0	0	0	0	0	0	0	11
12:15	4	6	2	1	1	0	0	0	0	0	0	0	0	14
12:30	2	3	4	0	0	0	0	0	0	0	0	0	0	9
12:45	1	8	2	2	0	0	0	0	0	0	0	0	0	13
13:00	1	8	2	0	1	0	0	0	0	0	0	0	0	12
13:15	2	7	4	0	0	0	0	0	0	0	0	0	0	13
13:30	0	5	4	0	0	0	0	0	0	0	0	0	0	9
13:45	2	6	5	0	0	0	0	0	0	0	0	0	0	13
14:00	5	12	3	0	0	0	0	0	0	0	0	0	0	20
14:15	6	8	5	0	0	0	0	0	0	0	0	0	0	19
14:30	3	12	3	1	0	0	0	0	0	0	0	0	0	19
14:45	2	13	4	2	0	0	0	0	0	0	0	0	0	21
15:00	4	13	5	0	0	0	0	0	0	0	0	0	0	22
15:15	2	5	3	1	0	0	0	0	0	0	0	0	0	11
15:30	2	6	6	0	0	0	0	0	0	0	0	0	0	14
15:45	1	6	1	0	0	0	0	0	0	0	0	0	0	8
16:00	1	6	3	1	0	0	0	0	0	0	0	0	0	11
16:15	0	9	3	1	0	0	0	0	0	0	0	0	0	13
16:30	2	8	3	1	0	0	0	0	0	0	0	0	0	14
16:45	1	6	2	0	0	0	0	0	0	0	0	0	0	9
17:00	0	8	2	0	0	0	0	0	0	0	0	0	0	10
17:15	2	4	2	1	0	0	0	0	0	0	0	0	0	9
17:30	3	5	7	0	0	0	0	0	0	0	0	0	0	15
17:45	0	5	1	0	1	0	0	0	0	0	0	0	0	7
18:00	0	6	2	0	0	0	0	0	0	0	0	0	0	8
18:15	2	5	1	0	0	0	0	0	0	0	0	0	0	8
18:30	3	5	4	0	0	0	0	0	0	0	0	0	0	12
18:45	3	3	1	0	0	0	0	0	0	0	0	0	0	7
19:00	2	5	0	0	0	0	0	0	0	0	0	0	0	7
19:15	0	5	2	0	0	0	0	0	0	0	0	0	0	7
19:30	2	2	4	0	0	0	0	0	0	0	0	0	0	8
19:45	3	1	1	0	0	0	0	0	0	0	0	0	0	5
20:00	1	4	1	0	0	0	0	0	0	0	0	0	0	6
20:15	1	0	1	1	0	0	0	0	0	0	0	0	0	3
20:30	1	5	1	0	0	0	0	0	0	0	0	0	0	7
20:45	0	2	0	0	0	0	0	0	0	0	0	0	0	2
21:00	0	1	1	1	0	0	0	0	0	0	0	0	0	3
21:15	0	1	1	0	0	0	0	0	0	0	0	0	0	2
21:30	0	0	1	1	0	0	0	0	0	0	0	0	0	2
21:45	0	1	0	0	0	0	0	0	0	0	0	0	0	2
22:00	0	0	0	0	0	0	0	0	0	0	0	0	0	1
22:15	1	0	0	1	0	0	0	0	0	0	0	0	0	1
22:30	0	0	1	0	0	0	0	0	0	0	0	0	0	1
22:45	0	0	0	0	0	0	0	0	0	0	0	0	0	0
23:00	0	1	1	0	0	0	0	0	0	0	0	0	0	2
23:15	0	0	0	0	0	0	0	0	0	0	0	0	0	0
23:30	0	0	0	0	0	0	0	0	0	0	0	0	0	0
23:45	0	1	0	0	0	0	0	0	0	0	0	0	0	1
Totals	112	317	163	27	0	0	0	0	0	0	0	0	0	619
% of Totals	18%	51%	26%	4%	0%	0%	0%	0%	0%	0%	0%	0%	0%	100%
AM Volumes	65	143	63	11	0	0	0	0	0	0	0	0	0	283
% AM	9%	23%	9%	2%	0%	0%	0%	0%	0%	0%	0%	0%	0%	45%
AM Peak Hour	07:30	07:35	07:45	08:15	11:30									07:35
Volume	19	41	17	5	1									75
PM Volumes	47	244	162	15	0	0	0	0	0	0	0	0	0	418
% PM	10%	39%	26%	2%	0%									67%
PM Peak Hour	13:45	14:15	14:45	14:30	12:15									14:15
Volume	19	46	18	2	2									81
Directional Peak Periods	AM 7-9		NOON 12-2		PM 4-6		Off Peak Volumes							
All Classes	Volume	%	Volume	%	Volume	%	Volume	%						
	115	17%	94	14%	88	13%	397	57%						
Street Name	Direction	15th	50th	Average	85th	95th	ADT							
S Keystone St	Summary	13	18	18	23	25	694							

SPEED

S Keystone St Bet. W Oak St & W Alameda Ave

Day: Thursday
Date: 1/20/2022

City: Burbank
Project #: CA22_020022_006n

North Bound

Time	< 15	15 - 19	20 - 24	25 - 29	30 - 34	35 - 39	40 - 44	45 - 49	50 - 54	55 - 59	60 - 64	65 - 69	70 +	Total
00:00 AM	1	1	0	0	0	0	0	0	0	0	0	0	0	2
01:00	0	0	1	0	0	0	0	0	0	0	0	0	0	1
02:00	0	0	0	0	0	0	0	0	0	0	0	0	0	0
03:00	0	0	0	0	0	0	0	0	0	0	0	0	0	0
04:00	1	0	0	0	0	0	0	0	0	0	0	0	0	1
05:00	0	0	1	0	0	0	0	0	0	0	0	0	0	1
06:00	3	3	1	0	0	0	0	0	0	0	0	0	0	7
07:00	8	19	1	3	0	0	0	0	0	0	0	0	0	31
08:00	9	12	5	0	0	0	0	0	0	0	0	0	0	26
09:00	8	17	5	0	0	0	0	0	0	0	0	0	0	30
10:00	3	17	1	1	0	0	0	0	0	0	0	0	0	22
11:00	9	17	6	1	0	0	0	0	0	0	0	0	0	33
12:00 PM	8	19	5	0	1	0	0	0	0	0	0	0	0	33
13:00	4	21	8	0	0	0	0	0	0	0	0	0	0	33
14:00	6	29	5	0	0	0	0	0	0	0	0	0	0	40
15:00	6	12	3	0	0	0	0	0	0	0	0	0	0	21
16:00	1	16	4	2	0	0	0	0	0	0	0	0	0	23
17:00	3	18	6	0	0	0	0	0	0	0	0	0	0	27
18:00	7	11	1	0	0	0	0	0	0	0	0	0	0	19
19:00	5	9	3	0	0	0	0	0	0	0	0	0	0	17
20:00	2	7	1	0	0	0	0	0	0	0	0	0	0	10
21:00	0	3	1	1	0	0	0	0	0	0	0	0	0	5
22:00	1	0	0	0	0	0	0	0	0	0	0	0	0	1
23:00	0	2	1	0	0	0	0	0	0	0	0	0	0	3
Totals	85	233	59	8	1									386
% of Totals	22%	60%	15%	2%	0%									100%

AM Volumes	42	86	21	5	0	0	0	0	0	0	0	0	0	154		
% AM	11%	22%	5%	1%										40%		
AM Peak Hour	08:00	07:00	11:00	07:00										11:00		
Volume	9	19	6	3										33		
PM Volumes	43	147	38	3	1	0	0	0	0	0	0	0	0	232		
% PM	11%	38%	10%	1%	0%									60%		
PM Peak Hour	12:00	14:00	13:00	16:00	12:00									14:00		
Volume	8	29	8	2	1									40		
Directional Peak Periods		AM 7-9				NOON 12-2				PM 4-6				Off Peak Volumes		
All Speeds		Volume	↔		%	Volume	↔		%	Volume	↔		%	Volume	↔	
		57			15%	66			17%	50			13%	213		

Street Name	Direction	Percentiles					
		15th	50th	Average	85th	95th	ADT
S Keystone St	North Bound	12	17	17	21	24	386
S Keystone St	South Bound	15	19	19	24	26	308

SPEED

S Keystone St Bet. W Oak St & W Alameda Ave

Day: Thursday

Date: 1/20/2022

City: Burbank

Project #: CA22_020022_006s

South Bound

Time	< 15	15 - 19	20 - 24	25 - 29	30 - 34	35 - 39	40 - 44	45 - 49	50 - 54	55 - 59	60 - 64	65 - 69	70 +	Total
00:00 AM	0	0	0	0	0	0	0	0	0	0	0	0	0	0
01:00	1	0	0	0	0	0	0	0	0	0	0	0	0	1
02:00	0	0	0	0	0	0	0	0	0	0	0	0	0	0
03:00	0	0	1	0	0	0	0	0	0	0	0	0	0	1
04:00	0	3	2	0	0	0	0	0	0	0	0	0	0	5
05:00	0	0	1	0	0	0	0	0	0	0	0	0	0	1
06:00	0	5	1	1	0	0	0	0	0	0	0	0	0	7
07:00	7	18	9	0	0	0	0	0	0	0	0	0	0	34
08:00	4	9	8	3	0	0	0	0	0	0	0	0	0	24
09:00	5	9	4	3	0	0	0	0	0	0	0	0	0	21
10:00	3	5	11	0	0	0	0	0	0	0	0	0	0	19
11:00	3	8	5	0	0	0	0	0	0	0	0	0	0	16
12:00 PM	1	5	5	3	0	0	0	0	0	0	0	0	0	14
13:00	1	5	7	0	1	0	0	0	0	0	0	0	0	14
14:00	10	16	10	3	0	0	0	0	0	0	0	0	0	39
15:00	3	18	12	1	0	0	0	0	0	0	0	0	0	34
16:00	3	13	7	1	0	0	0	0	0	0	0	0	0	24
17:00	2	4	6	1	1	0	0	0	0	0	0	0	0	14
18:00	1	8	7	0	0	0	0	0	0	0	0	0	0	16
19:00	2	4	4	0	0	0	0	0	0	0	0	0	0	10
20:00	1	4	2	1	0	0	0	0	0	0	0	0	0	8
21:00	0	0	3	1	0	0	0	0	0	0	0	0	0	4
22:00	0	0	1	1	0	0	0	0	0	0	0	0	0	2
23:00	0	0	0	0	0	0	0	0	0	0	0	0	0	0
Totals	47	134	106	19	2									308
% of Totals	15%	44%	34%	6%	1%									100%

AM Volumes	23	57	42	7	0	0	0	0	0	0	0	0	0	129		
% AM	7%	19%	14%	2%										42%		
AM Peak Hour	07:00	07:00	10:00	08:00										07:00		
Volume	7	18	11	3										34		
PM Volumes	24	77	64	12	2	0	0	0	0	0	0	0	0	179		
% PM	8%	25%	21%	4%	1%									58%		
PM Peak Hour	14:00	15:00	15:00	12:00	13:00									14:00		
Volume	10	18	12	3	1									39		
Directional Peak Periods		AM 7-9				NOON 12-2				PM 4-6		Off Peak Volumes				
All Speeds		Volume	↔		%	Volume	↔		%	Volume	↔		%	Volume	↔	
		58			19%	28			9%	38			12%	184		

Street Name	Direction	Percentiles					
		15th	50th	Average	85th	95th	ADT
S Keystone St	North Bound	12	17	17	21	24	386
S Keystone St	South Bound	15	19	19	24	26	308

SPEED

S Keystone St Bet. W Oak St & W Alameda Ave

Day: Thursday
Date: 1/20/2022

City: Burbank
Project #: CA22_020022_006

Summary

Time	< 15	15 - 19	20 - 24	25 - 29	30 - 34	35 - 39	40 - 44	45 - 49	50 - 54	55 - 59	60 - 64	65 - 69	70 +	Total
00:00 AM	1	1	0	0	0	0	0	0	0	0	0	0	0	2
01:00	1	0	1	0	0	0	0	0	0	0	0	0	0	2
02:00	0	0	0	0	0	0	0	0	0	0	0	0	0	0
03:00	0	0	1	0	0	0	0	0	0	0	0	0	0	1
04:00	1	3	2	0	0	0	0	0	0	0	0	0	0	6
05:00	0	0	2	0	0	0	0	0	0	0	0	0	0	2
06:00	3	8	2	1	0	0	0	0	0	0	0	0	0	14
07:00	15	37	10	3	0	0	0	0	0	0	0	0	0	65
08:00	13	21	13	3	0	0	0	0	0	0	0	0	0	50
09:00	13	26	9	3	0	0	0	0	0	0	0	0	0	51
10:00	6	22	12	1	0	0	0	0	0	0	0	0	0	41
11:00	12	25	11	1	0	0	0	0	0	0	0	0	0	49
12:00 PM	9	24	10	3	1	0	0	0	0	0	0	0	0	47
13:00	5	26	15	0	1	0	0	0	0	0	0	0	0	47
14:00	16	45	15	3	0	0	0	0	0	0	0	0	0	79
15:00	9	30	15	1	0	0	0	0	0	0	0	0	0	55
16:00	4	29	11	3	0	0	0	0	0	0	0	0	0	47
17:00	5	22	12	1	1	0	0	0	0	0	0	0	0	41
18:00	8	19	8	0	0	0	0	0	0	0	0	0	0	35
19:00	7	13	7	0	0	0	0	0	0	0	0	0	0	27
20:00	3	11	3	1	0	0	0	0	0	0	0	0	0	18
21:00	0	3	4	2	0	0	0	0	0	0	0	0	0	9
22:00	1	0	1	1	0	0	0	0	0	0	0	0	0	3
23:00	0	2	1	0	0	0	0	0	0	0	0	0	0	3
Totals	132	367	165	27	3									694
% of Totals	19%	53%	24%	4%	0%									100%

AM Volumes	65	143	63	12	0	0	0	0	0	0	0	0	0	283		
% AM	9%	21%	9%	2%										41%		
AM Peak Hour	07:00	07:00	08:00	07:00										07:00		
Volume	15	37	13	3										65		
PM Volumes	67	224	102	15	3	0	0	0	0	0	0	0	0	411		
% PM	10%	32%	15%	2%	0%									59%		
PM Peak Hour	14:00	14:00	13:00	12:00	12:00									14:00		
Volume	16	45	15	3	1									79		
Directional Peak Periods		AM 7-9				NOON 12-2				PM 4-6				Off Peak Volumes		
All Speeds		Volume	↔		%	Volume	↔		%	Volume	↔		%	Volume	↔	
		115			17%	94			14%	88			13%	397		

Street Name	Direction	Percentiles					
		15th	50th	Average	85th	95th	ADT
S Keystone St	Summary	13	18	18	23	25	694

VOLUME

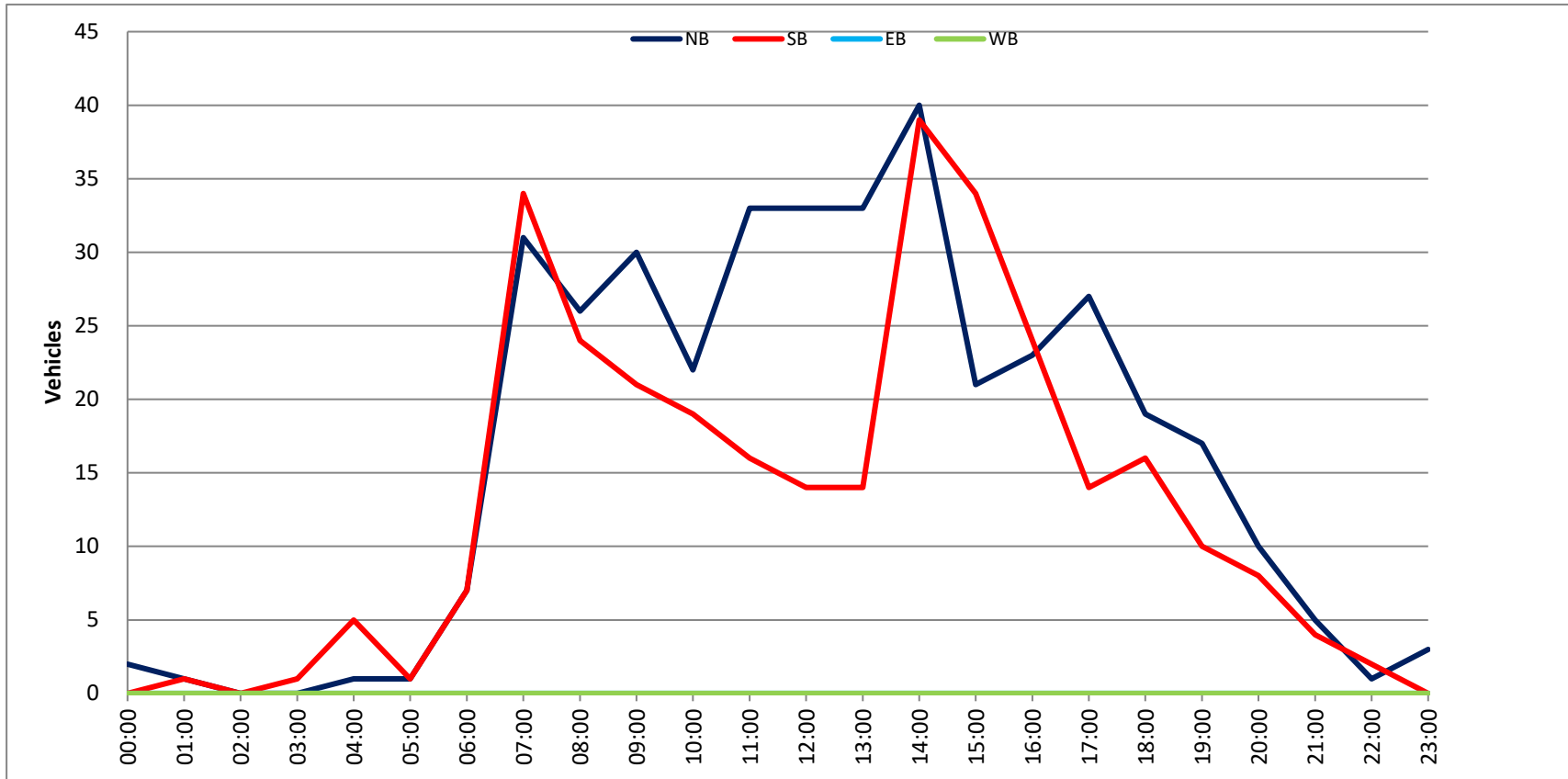
S Keystone St Bet. W Oak St & W Alameda Ave

Day: Thursday
 Date: 1/20/2022

City: Burbank
 Project #: CA22_020022_006

DAILY TOTALS					NB	SB	EB	WB	Total		
					386	308	0	0	694		
AM Period	NB	SB	EB	WB	TOTAL	PM Period	NB	SB	EB	WB	TOTAL
00:00	0	0	0	0		12:00	10	1	0	0	11
00:15	0	0	0	0		12:15	10	4	0	0	14
00:30	0	0	0	0		12:30	5	4	0	0	9
00:45	2	2	0	0	2	12:45	8	33	5	14	47
01:00	1	0	0	0	1	13:00	9	3	0	0	12
01:15	0	0	0	0		13:15	10	3	0	0	13
01:30	0	0	0	0		13:30	7	2	0	0	9
01:45	0	1	1	1	1	13:45	7	33	6	14	47
02:00	0	0	0	0		14:00	12	8	0	0	20
02:15	0	0	0	0		14:15	10	9	0	0	19
02:30	0	0	0	0		14:30	12	7	0	0	19
02:45	0	0	0	0		14:45	6	40	15	39	79
03:00	0	0	0	0		15:00	12	10	0	0	22
03:15	0	0	0	0		15:15	0	11	0	0	11
03:30	0	0	0	0		15:30	6	8	0	0	14
03:45	0	1	1	0	1	15:45	3	21	5	34	55
04:00	0	0	0	0		16:00	3	8	0	0	11
04:15	0	1	0	0	1	16:15	8	5	0	0	13
04:30	0	2	0	0	2	16:30	6	8	0	0	14
04:45	1	1	2	5	3	16:45	6	23	3	24	47
05:00	0	0	0	0		17:00	7	3	0	0	10
05:15	1	0	0	0	1	17:15	5	4	0	0	9
05:30	0	0	0	0		17:30	11	4	0	0	15
05:45	0	1	1	1	1	17:45	4	27	3	14	41
06:00	2	1	0	0	3	18:00	5	3	0	0	8
06:15	2	2	0	0	4	18:15	5	3	0	0	8
06:30	2	3	0	0	5	18:30	5	7	0	0	12
06:45	1	7	1	7	2	18:45	4	19	3	16	35
07:00	1	3	0	0	4	19:00	5	2	0	0	7
07:15	6	5	0	0	11	19:15	5	2	0	0	7
07:30	12	9	0	0	21	19:30	4	4	0	0	8
07:45	12	31	17	34	29	19:45	3	17	2	10	27
08:00	6	8	0	0	14	20:00	5	1	0	0	6
08:15	5	6	0	0	11	20:15	1	2	0	0	3
08:30	9	5	0	0	14	20:30	3	4	0	0	7
08:45	6	26	5	24	11	20:45	1	10	1	8	18
09:00	6	8	0	0	14	21:00	2	1	0	0	3
09:15	9	5	0	0	14	21:15	1	1	0	0	2
09:30	3	2	0	0	5	21:30	1	1	0	0	2
09:45	12	30	6	21	18	21:45	1	5	1	4	9
10:00	8	5	0	0	13	22:00	0	1	0	0	1
10:15	3	8	0	0	11	22:15	1	0	0	0	1
10:30	6	2	0	0	8	22:30	0	1	0	0	1
10:45	5	22	4	19	9	22:45	0	1	0	2	3
11:00	15	4	0	0	19	23:00	2	0	0	0	2
11:15	6	2	0	0	8	23:15	0	0	0	0	
11:30	4	3	0	0	7	23:30	0	0	0	0	
11:45	8	33	7	16	15	23:45	1	3	0	0	3
TOTALS	154	129			283	TOTALS	232	179			411
SPLIT %	54.4%	45.6%			40.8%	SPLIT %	56.4%	43.6%			59.2%

DAILY TOTALS					NB	SB	EB	WB	Total
					386	308	0	0	694
AM Peak Hour	07:15	07:30		07:15	PM Peak Hour	13:45	14:45		14:15
AM Pk Volume	36	40		75	PM Pk Volume	41	44		81
Pk Hr Factor	0.750	0.588		0.647	Pk Hr Factor	0.854	0.733		0.920
7 - 9 Volume	57	58	0	115	4 - 6 Volume	50	38	0	88
7 - 9 Peak Hour	07:15	07:30		07:15	4 - 6 Peak Hour	16:45	16:00		16:00
7 - 9 Pk Volume	36	40	0	75	4 - 6 Pk Volume	29	24	0	47
Pk Hr Factor	0.750	0.588	0.000	0.647	Pk Hr Factor	0.659	0.750	0.000	0.839



Prepared by National Data & Surveying Services
SPEED
 S Lamer St Bet. W Oak St & W Alameda Ave

Day: Tuesday
 Date: 1/18/2022

City: Burbank
 Project #: CA22_020022_010

North Bound

Time	<15	15-19	20-24	25-29	30-34	35-39	40-44	45-49	50-54	55-59	60-64	65-69	70+	Total
00:00 AM	0	0	0	0	0	0	0	0	0	0	0	0	0	0
00:15	0	0	0	0	0	0	0	0	0	0	0	0	0	0
00:30	0	0	0	0	0	0	0	0	0	0	0	0	0	0
00:45	0	0	0	0	0	0	0	0	0	0	0	0	0	0
01:00	0	0	0	0	0	0	0	0	0	0	0	0	0	0
01:15	0	0	1	0	0	0	0	0	0	0	0	0	0	1
01:30	0	0	0	0	0	0	0	0	0	0	0	0	0	0
01:45	0	0	0	0	0	0	0	0	0	0	0	0	0	0
02:00	0	0	0	0	0	0	0	0	0	0	0	0	0	0
02:15	0	0	0	0	1	0	0	0	0	0	0	0	0	1
02:30	0	0	0	0	0	0	0	0	0	0	0	0	0	0
02:45	0	0	0	1	0	0	0	0	0	0	0	0	0	1
03:00	0	0	0	0	0	0	0	0	0	0	0	0	0	0
03:15	0	0	0	0	0	0	0	0	0	0	0	0	0	0
03:30	0	0	0	0	0	0	0	0	0	0	0	0	0	0
03:45	0	0	0	0	0	0	0	0	0	0	0	0	0	0
04:00	0	0	0	0	0	0	0	0	0	0	0	0	0	0
04:15	0	0	0	0	0	0	0	0	0	0	0	0	0	0
04:30	0	0	0	0	0	0	0	0	0	0	0	0	0	0
04:45	0	0	0	0	0	0	0	0	0	0	0	0	0	0
05:00	0	0	0	0	0	0	0	0	0	0	0	0	0	0
05:15	0	0	1	0	0	0	0	0	0	0	0	0	0	1
05:30	0	0	0	0	0	0	0	0	0	0	0	0	0	0
05:45	0	0	0	1	0	0	0	0	0	0	0	0	0	1
06:00	0	1	0	0	0	0	0	0	0	0	0	0	0	1
06:15	0	0	0	0	0	0	0	0	0	0	0	0	0	0
06:30	0	0	0	0	1	1	0	1	0	0	0	0	0	3
06:45	0	0	0	1	0	0	0	0	0	0	0	0	0	1
07:00	0	0	1	3	1	1	0	0	0	0	0	0	0	4
07:15	0	0	0	1	1	1	1	0	0	0	0	0	0	4
07:30	1	1	2	0	2	1	0	0	0	0	0	0	0	7
07:45	0	6	4	2	2	0	0	0	0	0	0	0	0	14
08:00	2	1	1	0	1	1	0	0	0	0	0	0	0	6
08:15	2	1	0	0	1	1	0	0	0	0	0	0	0	5
08:30	0	0	0	1	1	2	0	0	0	0	0	0	0	4
08:45	0	1	1	1	0	1	0	0	0	0	0	0	0	4
09:00	0	1	2	1	0	1	0	0	0	0	0	0	0	5
09:15	1	1	0	2	1	2	0	0	0	0	0	0	0	7
09:30	1	3	1	1	2	0	0	0	0	0	0	0	0	8
09:45	0	0	1	2	2	1	0	0	0	0	0	0	0	6
10:00	0	0	2	2	3	0	0	0	0	0	0	0	0	7
10:15	0	3	1	1	2	0	0	0	0	0	0	0	0	7
10:30	1	0	1	2	3	0	0	0	0	0	0	0	0	7
10:45	0	0	4	1	0	0	0	0	0	0	0	0	0	5
11:00	1	1	1	2	4	0	0	0	0	0	0	0	0	9
11:15	0	0	1	0	1	1	0	0	0	0	0	0	0	3
11:30	0	0	0	0	3	0	0	0	0	0	0	0	0	3
11:45	0	1	0	1	1	0	0	0	0	0	0	0	0	4
12:00 PM	0	1	1	1	1	3	0	0	0	0	0	0	0	6
12:15	0	0	3	3	1	0	0	0	0	0	0	0	0	7
12:30	0	0	2	2	1	0	0	0	0	0	0	0	0	5
12:45	0	0	2	2	2	0	0	0	0	0	0	0	0	6
13:00	0	1	2	2	1	0	0	0	0	0	0	0	0	6
13:15	0	0	0	2	0	1	0	0	0	0	0	0	0	3
13:30	2	4	4	1	0	0	0	0	0	0	0	0	0	11
13:45	0	0	2	2	1	1	0	0	0	0	0	0	0	6
14:00	0	0	1	5	2	1	0	0	0	0	0	0	0	9
14:15	2	1	3	1	0	0	0	0	0	0	0	0	0	7
14:30	1	3	5	2	1	0	0	0	0	0	0	0	0	12
14:45	2	2	1	0	1	0	0	0	0	0	0	0	0	6
15:00	1	2	2	0	1	0	0	0	0	0	0	0	0	6
15:15	0	1	1	0	0	0	0	0	0	0	0	0	0	2
15:30	1	5	5	1	0	0	0	0	0	0	0	0	0	12
15:45	2	1	3	0	0	0	0	0	0	0	0	0	0	6
16:00	0	2	7	0	0	0	0	0	0	0	0	0	0	9
16:15	1	2	3	4	2	0	1	2	0	0	0	0	0	13
16:30	1	6	1	1	0	0	0	0	0	0	0	0	0	9
16:45	1	1	4	3	0	0	0	0	0	0	0	0	0	9
17:00	0	3	1	1	1	0	0	0	0	0	0	0	0	6
17:15	1	0	5	2	0	0	0	0	0	0	0	0	0	8
17:30	1	0	1	4	0	0	0	0	0	0	0	0	0	6
17:45	0	0	0	2	1	0	0	0	0	0	0	0	0	3
18:00	0	0	1	4	1	0	0	0	0	0	0	0	0	6
18:15	0	0	4	2	1	0	0	0	0	0	0	0	0	7
18:30	0	1	2	2	0	0	0	0	0	0	0	0	0	7
18:45	0	1	2	2	0	0	0	0	0	0	0	0	0	5
19:00	0	0	0	1	3	1	0	1	0	0	0	0	0	6
19:15	0	0	0	3	2	1	0	0	0	0	0	0	0	6
19:30	0	0	0	0	2	0	0	0	0	0	0	0	0	2
19:45	0	0	1	0	1	0	0	0	0	0	0	0	0	3
20:00	0	0	0	3	0	1	0	0	0	0	0	0	0	4
20:15	1	0	0	1	0	1	0	0	0	0	0	0	0	3
20:30	0	0	0	0	1	0	0	0	0	0	0	0	0	1
20:45	0	0	0	1	0	1	0	0	0	0	0	0	0	3
21:00	0	0	1	0	1	0	0	0	0	0	0	0	0	2
21:15	0	1	0	0	2	0	0	0	0	0	0	0	0	3
21:30	0	0	0	0	0	0	0	0	0	0	0	0	0	0
21:45	0	0	0	0	0	0	0	0	0	0	0	0	0	0
22:00	0	0	0	0	0	0	0	0	0	0	0	0	0	0
22:15	0	1	0	0	0	0	0	0	0	0	0	0	0	1
22:30	0	0	0	0	0	0	0	0	0	0	0	0	0	0
22:45	0	0	0	0	1	0	0	0	0	0	0	0	0	1
23:00	0	1	0	0	1	0	0	0	0	0	0	0	0	2
23:15	0	0	0	0	0	0	0	0	0	0	0	0	0	0
23:30	0	0	0	0	0	0	0	0	0	0	0	0	0	0
23:45	0	0	0	0	1	0	0	0	0	0	0	0	0	1
ADT Totals	76	111	117	116	110	113	82	82						1170
% of Totals	7%	17%	26%	23%	19%	6%	1%	1%						100%

AM Volumes	9	21	26	27	32	34	1	1	0	0	0	0	0	331
% AMH	2%	6%	7%	7%	9%	6%	0%	0%						30%
AM Peak Hour Volume	07:30	07:30	10:30	09:15	09:45	08:30	06:30	05:45						07:30
PM Volumes	5	40	74	69	98	9	1	1	0	0	0	0	0	32
% PM	14:15	16:15	15:30	17:15	19:00	13:15	15:30	18:15						64%
PM Peak Hour Volume	1	12	18	12	8	1	1							15:30
														40

Directional Peak Periods		AM 7-9		NOON 12-2		PM 4-6		Off Peak Volumes	
All Classes	Volume	%	Volume	%	Volume	%	Volume	%	
	48	13%	50	14%	63	17%	206	56%	

Street Name	Direction	15th	50th	Average	85th	95th	ADT
S Lamer St	North Bound	17	25	33	37		367
S Lamer St	South Bound	18	27	27	35	40	254

Prepared by National Data & Surveying Services
SPEED
 S Lamer St Bet. W Oak St & W Alameda Ave

Day: Tuesday
 Date: 1/18/2022

City: Burbank
 Project #: CA22_020022_010

South Bound

Time	<15	15-19	20-24	25-29	30-34	35-39	40-44	45-49	50-54	55-59	60-64	65-69	70+	Total		
00:00 AM	0	0	0	0	0	0	0	0	0	0	0	0	0	0		
00:15	0	0	0	0	0	0	0	0	0	0	0	0	0	0		
00:30	0	0	0	0	0	0	0	0	0	0	0	0	0	0		
00:45	0	0	0	0	0	0	0	0	0	0	0	0	0	0		
01:00	0	0	0	0	0	0	0	0	0	0	0	0	0	0		
01:15	0	0	0	0	0	0	0	0	0	0	0	0	0	0		
01:30	0	0	0	0	0	0	0	0	0	0	0	0	0	0		
01:45	0	0	1	0	0	0	0	0	0	0	0	0	0	1		
02:00	0	0	0	0	0	0	0	0	0	0	0	0	0	0		
02:15	0	0	0	0	0	0	0	0	0	0	0	0	0	0		
02:30	0	0	0	0	0	0	0	0	0	0	0	0	0	0		
02:45	0	0	0	0	0	0	0	0	0	0	0	0	0	0		
03:00	0	0	0	0	0	0	0	0	0	0	0	0	0	0		
03:15	0	0	0	0	0	0	0	0	0	0	0	0	0	0		
03:30	0	0	0	0	0	0	0	0	0	0	0	0	0	0		
03:45	0	0	0	0	0	0	0	0	0	0	0	0	0	0		
04:00	0	0	0	0	0	0	0	0	0	0	0	0	0	0		
04:15	0	0	0	0	0	0	0	0	0	0	0	0	0	0		
04:30	0	0	0	0	0	0	0	0	0	0	0	0	0	0		
04:45	0	0	0	0	1	0	0	0	0	0	0	0	0	1		
05:00	0	0	0	0	0	0	0	0	0	0	0	0	0	0		
05:15	0	0	0	0	2	0	0	0	0	0	0	0	0	2		
05:30	0	0	0	1	0	1	0	0	0	0	0	0	0	2		
05:45	0	0	0	0	0	0	0	0	0	0	0	0	0	0		
06:00	0	0	0	0	0	0	0	0	0	0	0	0	0	0		
06:15	0	0	0	0	0	0	1	0	0	0	0	0	0	1		
06:30	1	0	2	0	0	1	0	0	0	0	0	0	0	4		
06:45	1	1	1	2	1	0	0	0	0	0	0	0	0	6		
07:00	0	0	1	0	2	0	0	0	0	0	0	0	0	3		
07:15	0	1	0	1	1	1	1	0	0	0	0	0	0	4		
07:30	0	0	0	1	2	1	0	0	0	0	0	0	0	4		
07:45	0	1	0	0	3	2	0	0	0	0	0	0	0	6		
08:00	0	1	1	1	3	2	0	0	0	0	0	0	0	8		
08:15	0	0	0	1	2	1	0	1	0	0	0	0	0	5		
08:30	0	2	1	0	0	0	0	0	0	0	0	0	0	3		
08:45	0	0	0	4	0	2	0	0	0	0	0	0	0	6		
09:00	0	1	1	1	1	1	0	0	0	0	0	0	0	5		
09:15	1	0	0	0	1	1	1	0	0	0	0	0	0	4		
09:30	0	0	0	1	0	1	0	0	0	0	0	0	0	2		
09:45	0	0	1	2	1	0	0	0	0	0	0	0	0	4		
10:00	0	1	2	3	0	0	0	0	0	0	0	0	0	6		
10:15	0	1	3	0	1	0	0	0	0	0	0	0	0	5		
10:30	1	0	0	0	0	0	0	0	0	0	0	0	0	2		
10:45	0	1	0	0	0	0	0	0	0	0	0	0	0	1		
11:00	0	1	1	3	0	0	0	0	0	0	0	0	0	5		
11:15	0	1	0	0	1	0	0	0	0	0	0	0	0	2		
11:30	0	0	0	0	2	2	0	0	0	0	0	0	0	4		
11:45	0	0	0	0	1	2	1	0	0	0	0	0	0	4		
12:00 PM	0	0	1	0	2	1	0	1	0	0	0	0	0	4		
12:15	0	1	0	0	2	0	0	0	0	0	0	0	0	3		
12:30	0	1	2	2	2	0	0	0	0	0	0	0	0	7		
12:45	0	0	1	2	3	0	0	0	0	0	0	0	0	6		
13:00	1	0	0	0	1	1	0	0	0	0	0	0	0	3		
13:15	1	0	0	1	1	1	1	1	0	0	0	0	0	6		
13:30	0	0	5	0	3	0	1	0	0	0	0	0	0	9		
13:45	0	0	1	0	1	0	0	0	0	0	0	0	0	2		
14:00	0	0	1	1	3	0	0	0	0	0	0	0	0	5		
14:15	0	0	0	1	4	1	0	0	0	0	0	0	0	6		
14:30	1	0	3	0	3	0	0	0	0	0	0	0	0	7		
14:45	2	3	0	2	0	0	0	0	0	0	0	0	0	7		
15:00	1	1	0	1	0	0	0	0	0	0	0	0	0	3		
15:15	2	1	2	3	0	0	0	0	0	0	0	0	0	8		
15:30	2	1	1	0	0	0	0	0	0	0	0	0	0	4		
15:45	3	1	3	3	0	0	0	0	0	0	0	0	0	10		
16:00	0	1	2	2	0	0	0	0	0	0	0	0	0	5		
16:15	0	0	0	0	0	0	0	0	0	0	0	0	0	0		
16:30	0	0	3	1	1	0	0	0	0	0	0	0	0	5		
16:45	1	1	1	1	1	0	0	0	0	0	0	0	0	5		
17:00	0	1	1	0	1	0	0	0	0	0	0	0	0	3		
17:15	2	0	2	2	1	0	0	0	0	0	0	0	0	7		
17:30	0	0	0	2	1	0	0	0	0	0	0	0	0	3		
17:45	0	0	2	1	0	0	0	0	0	0	0	0	0	3		
18:00	0	0	0	0	0	1	0	0	0	0	0	0	0	1		
18:15	0	0	0	2	0	0	0	0	0	0	0	0	0	2		
18:30	0	0	1	0	0	0	0	0	0	0	0	0	0	1		
18:45	0	0	2	0	0	2	1	0	0	0	0	0	0	5		
19:00	0	1	0	0	0	0	0	0	0	0	0	0	0	1		
19:15	0	0	0	0	2	0	0	0	0	0	0	0	0	2		
19:30	0	1	1	1	2	0	0	0	0	0	0	0	0	5		
19:45	0	0	1	0	1	0	2	1	0	0	0	0	0	4		
20:00	0	0	0	0	0	0	0	0	0	0	0	0	0	0		
20:15	0	0	1	1	0	0	0	0	0	0	0	0	0	2		
20:30	0	0	0	0	1	0	0	0	0	0	0	0	0	1		
20:45	0	0	0	1	0	0	0	0	0	0	0	0	0	2		
21:00	0	0	0	1	0	0	0	0	0	0	0	0	0	1		
21:15	0	0	1	1	0	0	0	0	0	0	0	0	0	2		
21:30	0	0	0	0	0	0	0	0	0	0	0	0	0	0		
21:45	0	0	0	0	0	0	0	0	0	0	0	0	0	0		
22:00	0	0	0	0	0	0	0	0	0	0	0	0	0	0		
22:15	0	0	0	0	0	0	0	0	0	0	0	0	0	0		
22:30	0	0	1	1	0	0	0	0	0	0	0	0	0	2		
22:45	0	0	0	0	0	0	0	0	0	0	0	0	0	0		
23:00	0	0	0	0	0	0	0	0	0	0	0	0	0	0		
23:15	0	0	0	0	0	0	0	0	0	0	0	0	0	0		
23:30	0	0	0	0	0	0	0	0	0	0	0	0	0	0		
23:45	1	0	0	1	0	0	0	0	0	0	0	0	0	2		
All Totals	21	27	15	15	10	15	8	8	0	0	0	0	0	72		
% of Totals	29%	37%	21%	21%	14%	21%	11%	11%	0%	0%	0%	0%	0%	100%		
AM Volumes	4	13	15	21	23	18	4	2	0	0	0	0	0	300		
% AMH	2%	5%	6%	6%	6%	5%	2%	2%	0%	0%	0%	0%	0%	39%		
AM Peak Hour	06:00	07:45	09:30	08:00	07:30	07:30	11:15	07:30						07:30		
Volume	2	4	6	6	10	6	2	1						23		
PM Volumes	17	14	40	34	37	7	4	0	0	0	0	0	0	156		
% PM	7%	6%	16%	13%	15%	3%	2%	0%						61%		
PM Peak Hour	15:00	14:45	15:15	15:15	13:30	18:00	12:45	12:30						15:15		
Volume	1	6	8	11	11	1	1	1						27		
Directional Peak Periods			AM 7-9				NOON 12-2				PM 4-6				Off Peak Volumes	
All Classes			Volume		%		Volume		%		Volume		%		Volume	
			39		15%		40		16%		31		12%		144	
Street Name	Direction	15th		50th		Average		85th		95th		ADT				
S Lamer St	North Bound	17		25		25		33		37		367				
S Lamer St	South Bound	18		27		27		35		40		254				

SPEED

S Lamer St Bet. W Oak St & W Alameda Ave

Day: Tuesday
Date: 1/18/2022

City: Burbank
Project #: CA22_020022_010

Summary

Time	<15	15-19	20-24	25-29	30-34	35-39	40-44	45-49	50-54	55-59	60-64	65-69	70+	Total
00:00 AM	0	0	0	0	0	0	0	0	0	0	0	0	0	0
00:15	0	0	0	0	0	0	0	0	0	0	0	0	0	0
00:30	0	0	0	0	0	0	0	0	0	0	0	0	0	0
00:45	0	0	0	0	0	0	0	0	0	0	0	0	0	0
01:00	0	0	0	0	0	0	0	0	0	0	0	0	0	0
01:15	0	0	1	0	0	0	0	0	0	0	0	0	0	1
01:30	0	0	0	0	0	0	0	0	0	0	0	0	0	0
01:45	0	0	1	0	0	0	0	0	0	0	0	0	0	1
02:00	0	0	0	0	0	0	0	0	0	0	0	0	0	0
02:15	0	0	0	0	1	0	0	0	0	0	0	0	0	1
02:30	0	0	0	0	0	0	0	0	0	0	0	0	0	0
02:45	0	0	0	1	0	0	0	0	0	0	0	0	0	1
03:00	0	0	0	0	0	0	0	0	0	0	0	0	0	0
03:15	0	0	0	0	0	0	0	0	0	0	0	0	0	0
03:30	0	0	0	0	0	0	0	0	0	0	0	0	0	0
03:45	0	0	0	0	0	0	0	0	0	0	0	0	0	0
04:00	0	0	0	0	0	0	0	0	0	0	0	0	0	0
04:15	0	0	0	0	0	0	0	0	0	0	0	0	0	0
04:30	0	0	0	0	0	0	0	0	0	0	0	0	0	0
04:45	0	0	0	0	1	0	0	0	0	0	0	0	0	1
05:00	0	0	0	0	0	1	0	0	0	0	0	0	0	1
05:15	0	0	1	0	2	0	0	0	0	0	0	0	0	3
05:30	0	0	1	0	1	0	0	0	0	0	0	0	0	2
05:45	0	0	0	1	0	0	0	0	0	0	0	0	0	1
06:00	0	1	0	0	0	0	0	0	0	0	0	0	0	1
06:15	0	0	0	1	0	0	1	0	0	0	0	0	0	2
06:30	1	0	2	0	1	2	0	1	0	0	0	0	0	7
06:45	1	1	1	3	1	0	0	0	0	0	0	0	0	7
07:00	0	0	2	3	2	0	0	0	0	0	0	0	0	7
07:15	0	1	0	2	0	2	2	1	0	0	0	0	0	8
07:30	1	1	2	1	4	2	0	0	0	0	0	0	0	11
07:45	0	7	4	2	5	2	0	0	0	0	0	0	0	20
08:00	2	2	2	1	4	3	0	0	0	0	0	0	0	14
08:15	2	1	0	0	0	0	1	0	0	0	0	0	0	10
08:30	0	2	1	1	1	2	0	0	0	0	0	0	0	7
08:45	0	1	1	5	0	3	0	0	0	0	0	0	0	10
09:00	0	2	3	2	1	2	0	0	0	0	0	0	0	10
09:15	2	1	0	2	1	3	1	1	0	0	0	0	0	11
09:30	1	3	1	2	2	1	0	0	0	0	0	0	0	10
09:45	0	0	2	4	3	1	0	0	0	0	0	0	0	10
10:00	0	1	4	5	3	0	0	0	0	0	0	0	0	13
10:15	0	4	4	1	3	0	0	0	0	0	0	0	0	12
10:30	2	1	2	3	0	0	0	0	0	0	0	0	0	9
10:45	0	1	4	1	0	0	0	0	0	0	0	0	0	6
11:00	1	2	2	5	4	0	0	0	0	0	0	0	0	14
11:15	0	1	1	0	1	2	0	0	0	0	0	0	0	5
11:30	0	0	0	0	5	2	0	0	0	0	0	0	0	7
11:45	0	1	1	1	2	2	1	0	0	0	0	0	0	8
12:00 PM	0	1	2	1	5	0	1	0	0	0	0	0	0	10
12:15	0	1	3	3	3	0	0	0	0	0	0	0	0	10
12:30	0	1	4	4	3	0	0	0	0	0	0	0	0	12
12:45	0	0	3	4	5	0	0	0	0	0	0	0	0	12
13:00	1	1	2	2	1	0	0	0	0	0	0	0	0	8
13:15	1	0	0	3	1	2	1	1	0	0	0	0	0	9
13:30	2	4	9	1	3	0	1	0	0	0	0	0	0	20
13:45	0	0	3	2	2	1	0	0	0	0	0	0	0	8
14:00	0	0	2	6	5	1	0	0	0	0	0	0	0	14
14:15	2	1	3	2	4	1	0	0	0	0	0	0	0	13
14:30	2	3	8	2	4	0	0	0	0	0	0	0	0	19
14:45	4	5	1	2	1	0	0	0	0	0	0	0	0	13
15:00	2	3	2	1	2	1	0	0	0	0	0	0	0	9
15:15	2	2	3	3	0	0	0	0	0	0	0	0	0	10
15:30	3	6	6	1	0	0	0	0	0	0	0	0	0	16
15:45	5	2	6	3	0	0	0	0	0	0	0	0	0	16
16:00	0	3	9	2	0	0	0	0	0	0	0	0	0	14
16:15	1	2	3	4	2	0	0	0	0	0	0	0	0	13
16:30	1	6	4	2	1	0	0	0	0	0	0	0	0	14
16:45	2	2	5	4	1	0	0	0	0	0	0	0	0	14
17:00	0	4	2	1	2	0	0	0	0	0	0	0	0	9
17:15	3	0	7	4	1	0	0	0	0	0	0	0	0	15
17:30	1	0	1	6	1	0	0	0	0	0	0	0	0	9
17:45	0	0	2	3	1	0	0	0	0	0	0	0	0	6
18:00	0	0	1	4	1	1	0	0	0	0	0	0	0	7
18:15	0	0	4	4	1	0	0	0	0	0	0	0	0	9
18:30	0	1	3	2	0	0	0	0	0	0	0	0	0	8
18:45	0	1	4	2	0	2	1	0	0	0	0	0	0	10
19:00	0	1	0	1	3	1	0	1	0	0	0	0	0	7
19:15	0	0	0	3	4	1	0	0	0	0	0	0	0	8
19:30	0	1	1	1	4	0	0	0	0	0	0	0	0	7
19:45	0	0	2	0	3	2	0	0	0	0	0	0	0	7
20:00	0	0	0	3	0	1	0	0	0	0	0	0	0	4
20:15	1	0	1	2	0	1	0	0	0	0	0	0	0	5
20:30	0	0	0	0	2	0	0	0	0	0	0	0	0	2
20:45	0	0	0	2	1	0	0	0	0	0	0	0	0	5
21:00	0	0	1	1	1	0	0	0	0	0	0	0	0	3
21:15	0	1	1	1	2	0	0	0	0	0	0	0	0	5
21:30	0	0	0	0	0	0	0	0	0	0	0	0	0	0
21:45	0	0	0	0	0	0	0	0	0	0	0	0	0	0
22:00	0	0	0	0	0	0	0	0	0	0	0	0	0	0
22:15	0	1	0	0	0	0	0	0	0	0	0	0	0	1
22:30	0	0	1	1	0	0	0	0	0	0	0	0	0	2
22:45	0	0	0	0	1	0	0	0	0	0	0	0	0	1
23:00	0	1	0	0	1	0	0	0	0	0	0	0	0	2
23:15	0	0	0	0	0	0	0	0	0	0	0	0	0	0
23:30	0	0	0	0	0	0	0	0	0	0	0	0	0	0
23:45	1	0	0	1	1	0	0	0	0	0	0	0	0	3
% Totals	47	14	112	141	110	46	10	6						100%
% of Totals	8%	2%	20%	23%	18%	8%	2%	1%						
AM Volumes	13	34	41	48	55	32	5	3	0	0	0	0	0	231
% AMH	28	59	79	89	99	99	39	39	0	0	0	0	0	33%
AM Peak Hour	07:30	07:45	10:00	09:15	07:30	08:00	06:30	05:45						07:30
Volume	5	12	13	13	16	10	2	2						55
PM Volumes	14	54	141	99	79	46	9	0	0	0	0	0	0	690
% PM	5%	9%	18%	15%	12%	3%	3%	0%						63%
PM Peak Hour	15:00	14:45	15:15	17:15	12:00	13:00	12:45	12:30						14:00
Volume	11	15	21	17	18	11	2	2						59
Directional Peak Periods														
All Classes														
AM 7-9			NOON 12-2			PM 4-6			Off Peak Volumes					
Volume	87	14%	Volume	90	14%	Volume	94	15%	Volume	350	56%			
Percentiles														
Street Name	Direction	15th	50th	Average	85th	95th	ADT							
S Lamer St	Summary	18	26	26	34	38	621							

SPEED

S Lamer St Bet. W Oak St & W Alameda Ave

Day: Tuesday
Date: 1/18/2022

City: Burbank
Project #: CA22_020022_010n

North Bound

Time	< 15	15 - 19	20 - 24	25 - 29	30 - 34	35 - 39	40 - 44	45 - 49	50 - 54	55 - 59	60 - 64	65 - 69	70 +	Total
00:00 AM	0	0	0	0	0	0	0	0	0	0	0	0	0	0
01:00	0	0	1	0	0	0	0	0	0	0	0	0	0	1
02:00	0	0	0	1	1	0	0	0	0	0	0	0	0	2
03:00	0	0	0	0	0	0	0	0	0	0	0	0	0	0
04:00	0	0	0	0	0	0	0	0	0	0	0	0	0	0
05:00	0	0	1	1	0	1	0	0	0	0	0	0	0	3
06:00	0	1	0	2	1	1	0	1	0	0	0	0	0	6
07:00	1	7	7	6	5	2	1	0	0	0	0	0	0	29
08:00	4	3	2	2	3	5	0	0	0	0	0	0	0	19
09:00	2	5	4	6	5	4	0	0	0	0	0	0	0	26
10:00	1	3	8	6	8	0	0	0	0	0	0	0	0	26
11:00	1	2	3	3	9	1	0	0	0	0	0	0	0	19
12:00 PM	0	1	8	8	7	0	0	0	0	0	0	0	0	24
13:00	2	5	8	7	2	2	0	0	0	0	0	0	0	26
14:00	5	6	10	8	4	1	0	0	0	0	0	0	0	34
15:00	4	9	11	1	1	0	0	0	0	0	0	0	0	26
16:00	3	11	15	8	2	0	1	0	0	0	0	0	0	40
17:00	2	3	7	9	2	0	0	0	0	0	0	0	0	23
18:00	0	2	9	10	4	0	0	0	0	0	0	0	0	25
19:00	0	0	1	4	8	3	0	1	0	0	0	0	0	17
20:00	1	0	1	4	2	3	0	0	0	0	0	0	0	11
21:00	0	1	1	0	3	0	0	0	0	0	0	0	0	5
22:00	0	1	0	0	1	0	0	0	0	0	0	0	0	2
23:00	0	1	0	0	2	0	0	0	0	0	0	0	0	3
Totals	26	61	97	86	70	23	2	2						367
% of Totals	7%	17%	26%	23%	19%	6%	1%	1%						100%

AM Volumes	9	21	26	27	32	14	1	1	0	0	0	0	0	131			
% AM	2%	6%	7%	7%	9%	4%	0%	0%						36%			
AM Peak Hour	08:00	07:00	10:00	07:00	11:00	08:00	07:00	06:00						07:00			
Volume	4	7	8	6	9	5	1	1						29			
PM Volumes	17	40	71	59	38	9	1	1	0	0	0	0	0	236			
% PM	5%	11%	19%	16%	10%	2%	0%	0%						64%			
PM Peak Hour	14:00	16:00	16:00	18:00	19:00	19:00	16:00	19:00						16:00			
Volume	5	11	15	10	8	3	1	1						40			
Directional Peak Periods		AM 7-9				NOON 12-2			PM 4-6			Off Peak Volumes					
All Speeds		Volume	↔		%	Volume	↔		%	Volume	↔		%	Volume	↔		%
		48			13%	50			14%	63			17%	206			56%

Street Name	Direction	Percentiles					
		15th	50th	Average	85th	95th	ADT
S Lamer St	North Bound	17	25	25	33	37	367
S Lamer St	South Bound	18	27	27	35	40	254

SPEED

S Lamer St Bet. W Oak St & W Alameda Ave

Day: Tuesday
Date: 1/18/2022

City: Burbank
Project #: CA22_020022_010s

South Bound

Time	< 15	15 - 19	20 - 24	25 - 29	30 - 34	35 - 39	40 - 44	45 - 49	50 - 54	55 - 59	60 - 64	65 - 69	70 +	Total
00:00 AM	0	0	0	0	0	0	0	0	0	0	0	0	0	0
01:00	0	0	1	0	0	0	0	0	0	0	0	0	0	1
02:00	0	0	0	0	0	0	0	0	0	0	0	0	0	0
03:00	0	0	0	0	0	0	0	0	0	0	0	0	0	0
04:00	0	0	0	0	1	0	0	0	0	0	0	0	0	1
05:00	0	0	0	1	2	1	0	0	0	0	0	0	0	4
06:00	2	1	3	2	1	1	1	0	0	0	0	0	0	11
07:00	0	2	1	2	8	3	1	0	0	0	0	0	0	17
08:00	0	3	2	6	5	5	0	1	0	0	0	0	0	22
09:00	1	1	2	4	2	3	1	1	0	0	0	0	0	15
10:00	1	4	5	3	1	0	0	0	0	0	0	0	0	14
11:00	0	2	1	3	3	5	1	0	0	0	0	0	0	15
12:00 PM	0	2	4	4	9	0	1	0	0	0	0	0	0	20
13:00	2	0	6	1	6	2	2	1	0	0	0	0	0	20
14:00	3	3	4	4	10	1	0	0	0	0	0	0	0	25
15:00	8	4	6	7	0	0	0	0	0	0	0	0	0	25
16:00	1	2	6	4	2	0	0	0	0	0	0	0	0	15
17:00	2	1	5	5	3	0	0	0	0	0	0	0	0	16
18:00	0	0	3	2	0	3	1	0	0	0	0	0	0	9
19:00	0	2	2	1	6	1	0	0	0	0	0	0	0	12
20:00	0	0	2	2	1	0	0	0	0	0	0	0	0	5
21:00	0	0	1	2	0	0	0	0	0	0	0	0	0	3
22:00	0	0	1	1	0	0	0	0	0	0	0	0	0	2
23:00	1	0	0	1	0	0	0	0	0	0	0	0	0	2
Totals	21	27	55	55	60	25	8	3						254
% of Totals	8%	11%	22%	22%	24%	10%	3%	1%						100%

AM Volumes	4	13	15	21	23	18	4	2	0	0	0	0	0	100		
% AM	2%	5%	6%	8%	9%	7%	2%	1%						39%		
AM Peak Hour	06:00	10:00	10:00	08:00	07:00	08:00	06:00	08:00						08:00		
Volume	2	4	5	6	8	5	1	1						22		
PM Volumes	17	14	40	34	37	7	4	1	0	0	0	0	0	154		
% PM	7%	6%	16%	13%	15%	3%	2%	0%						61%		
PM Peak Hour	15:00	15:00	13:00	15:00	14:00	18:00	13:00	13:00						14:00		
Volume	8	4	6	7	10	3	2	1						25		
Directional Peak Periods		AM 7-9				NOON 12-2			PM 4-6			Off Peak Volumes				
All Speeds		Volume	↔		%	Volume	↔		%	Volume	↔		%	Volume	↔	
		39			15%	40			16%	31			12%	144		

Street Name	Direction	Percentiles					
		15th	50th	Average	85th	95th	ADT
S Lamer St	North Bound	17	25	25	33	37	367
S Lamer St	South Bound	18	27	27	35	40	254

SPEED

S Lamer St Bet. W Oak St & W Alameda Ave

Day: Tuesday
Date: 1/18/2022

City: Burbank
Project #: CA22_020022_010

Summary

Time	< 15	15 - 19	20 - 24	25 - 29	30 - 34	35 - 39	40 - 44	45 - 49	50 - 54	55 - 59	60 - 64	65 - 69	70 +	Total
00:00 AM	0	0	0	0	0	0	0	0	0	0	0	0	0	0
01:00	0	0	2	0	0	0	0	0	0	0	0	0	0	2
02:00	0	0	0	1	1	0	0	0	0	0	0	0	0	2
03:00	0	0	0	0	0	0	0	0	0	0	0	0	0	0
04:00	0	0	0	0	1	0	0	0	0	0	0	0	0	1
05:00	0	0	1	2	2	2	0	0	0	0	0	0	0	7
06:00	2	2	3	4	2	2	1	1	0	0	0	0	0	17
07:00	1	9	8	8	13	5	2	0	0	0	0	0	0	46
08:00	4	6	4	8	8	10	0	1	0	0	0	0	0	41
09:00	3	6	6	10	7	7	1	1	0	0	0	0	0	41
10:00	2	7	13	9	9	0	0	0	0	0	0	0	0	40
11:00	1	4	4	6	12	6	1	0	0	0	0	0	0	34
12:00 PM	0	3	12	12	16	0	1	0	0	0	0	0	0	44
13:00	4	5	14	8	8	4	2	1	0	0	0	0	0	46
14:00	8	9	14	12	14	2	0	0	0	0	0	0	0	59
15:00	12	13	17	8	1	0	0	0	0	0	0	0	0	51
16:00	4	13	21	12	4	0	1	0	0	0	0	0	0	55
17:00	4	4	12	14	5	0	0	0	0	0	0	0	0	39
18:00	0	2	12	12	4	3	1	0	0	0	0	0	0	34
19:00	0	2	3	5	14	4	0	1	0	0	0	0	0	29
20:00	1	0	3	6	3	3	0	0	0	0	0	0	0	16
21:00	0	1	2	2	3	0	0	0	0	0	0	0	0	8
22:00	0	1	1	1	1	0	0	0	0	0	0	0	0	4
23:00	1	1	0	1	2	0	0	0	0	0	0	0	0	5
Totals	47	88	152	141	130	48	10	5						621
% of Totals	8%	14%	24%	23%	21%	8%	2%	1%						100%

AM Volumes	13	34	41	48	55	32	5	3	0	0	0	0	0	231			
% AM	2%	5%	7%	8%	9%	5%	1%	0%						37%			
AM Peak Hour	08:00	07:00	10:00	09:00	07:00	08:00	07:00	06:00						07:00			
Volume	4	9	13	10	13	10	2	1						46			
PM Volumes	34	54	111	93	75	16	5	2	0	0	0	0	0	390			
% PM	5%	9%	18%	15%	12%	3%	1%	0%						63%			
PM Peak Hour	15:00	15:00	16:00	17:00	12:00	13:00	13:00	13:00						14:00			
Volume	12	13	21	14	16	4	2	1						59			
Directional Peak Periods		AM 7-9				NOON 12-2			PM 4-6			Off Peak Volumes					
All Speeds		Volume	↔		%	Volume	↔		%	Volume	↔		%	Volume	↔		%
		87			14%	90			14%	94			15%	350			56%

Street Name	Direction	Percentiles					
		15th	50th	Average	85th	95th	ADT
S Lamer St	Summary	18	26	26	34	38	621

VOLUME

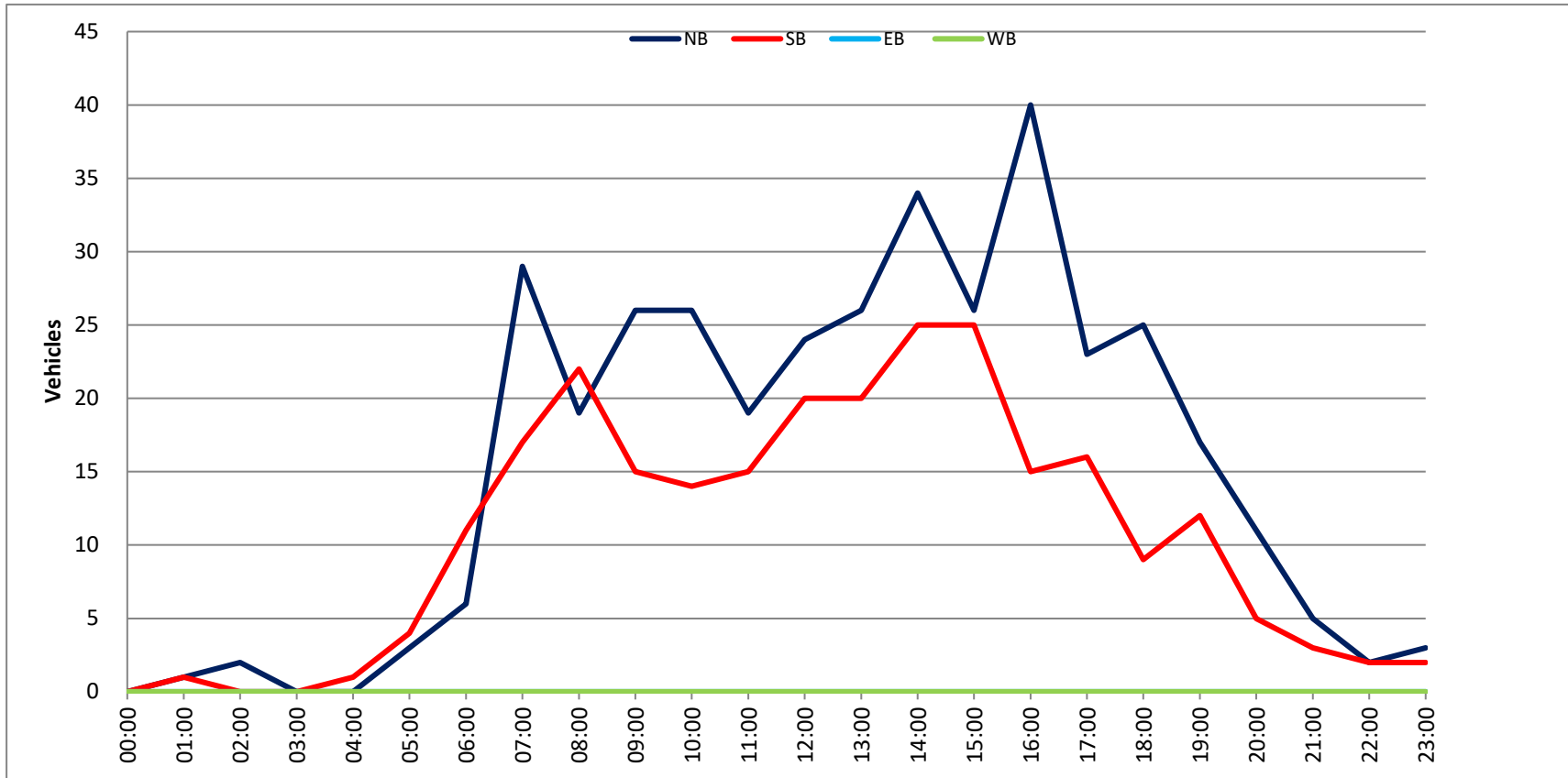
S Lamer St Bet. W Oak St & W Alameda Ave

Day: Tuesday
 Date: 1/18/2022

City: Burbank
 Project #: CA22_020022_010

DAILY TOTALS					NB	SB	EB	WB	Total						
					367	254	0	0	621						
AM Period	NB	SB	EB	WB	TOTAL	PM Period	NB	SB	EB	WB	TOTAL				
00:00	0	0	0	0		12:00	6	4	0	0	10				
00:15	0	0	0	0		12:15	7	3	0	0	10				
00:30	0	0	0	0		12:30	5	7	0	0	12				
00:45	0	0	0	0		12:45	6	24	6	20	12	44			
01:00	0	0	0	0		13:00	6	3	0	0	9				
01:15	1	0	0	0	1	13:15	3	6	0	0	9				
01:30	0	0	0	0		13:30	11	9	0	0	20				
01:45	0	1	1	1	1	2	13:45	6	26	2	20	0	0	8	46
02:00	0	0	0	0		14:00	9	5	0	0	14				
02:15	1	0	0	0	1	14:15	7	6	0	0	13				
02:30	0	0	0	0		14:30	12	7	0	0	19				
02:45	1	2	0	0	1	2	14:45	6	34	7	25	0	0	13	59
03:00	0	0	0	0		15:00	6	3	0	0	9				
03:15	0	0	0	0		15:15	2	8	0	0	10				
03:30	0	0	0	0		15:30	12	4	0	0	16				
03:45	0	0	0	0		15:45	6	26	10	25	0	0	16	51	
04:00	0	0	0	0		16:00	9	5	0	0	14				
04:15	0	0	0	0		16:15	13	0	0	0	13				
04:30	0	0	0	0		16:30	9	5	0	0	14				
04:45	0	1	1	0	1	1	16:45	9	40	5	15	0	0	14	55
05:00	1	0	0	0	1		17:00	6	3	0	0	9			
05:15	1	2	0	0	3		17:15	8	7	0	0	15			
05:30	0	2	0	0	2		17:30	6	3	0	0	9			
05:45	1	3	0	4	1	7	17:45	3	23	3	16	0	0	6	39
06:00	1	0	0	0	1		18:00	6	1	0	0	7			
06:15	1	1	0	0	2		18:15	7	2	0	0	9			
06:30	3	4	0	0	7		18:30	7	1	0	0	8			
06:45	1	6	6	11	7	17	18:45	5	25	5	9	0	0	10	34
07:00	4	3	0	0	7		19:00	6	1	0	0	7			
07:15	4	4	0	0	8		19:15	6	2	0	0	8			
07:30	7	4	0	0	11		19:30	2	5	0	0	7			
07:45	14	29	6	17	20	46	19:45	3	17	4	12	0	0	7	29
08:00	6	8	0	0	14		20:00	4	0	0	0	4			
08:15	5	5	0	0	10		20:15	3	2	0	0	5			
08:30	4	3	0	0	7		20:30	1	1	0	0	2			
08:45	4	19	6	22	10	41	20:45	3	11	2	5	0	0	5	16
09:00	5	5	0	0	10		21:00	2	1	0	0	3			
09:15	7	4	0	0	11		21:15	3	2	0	0	5			
09:30	8	2	0	0	10		21:30	0	0	0	0	0			
09:45	6	26	4	15	10	41	21:45	0	5	0	3	0	0	8	
10:00	7	6	0	0	13		22:00	0	0	0	0	0			
10:15	7	5	0	0	12		22:15	1	0	0	0	1			
10:30	7	2	0	0	9		22:30	0	2	0	0	2			
10:45	5	26	1	14	6	40	22:45	1	2	0	2	0	0	1	4
11:00	9	5	0	0	14		23:00	2	0	0	0	2			
11:15	3	2	0	0	5		23:15	0	0	0	0	0			
11:30	3	4	0	0	7		23:30	0	0	0	0	0			
11:45	4	19	4	15	8	34	23:45	1	3	2	2	0	0	3	5
TOTALS	131	100			231	TOTALS	236	154			390				
SPLIT %	56.7%	43.3%			37.2%	SPLIT %	60.5%	39.5%			62.8%				

DAILY TOTALS					NB	SB	EB	WB	Total
					367	254	0	0	621
AM Peak Hour	07:30	07:30		07:30	PM Peak Hour	15:30	15:15		14:00
AM Pk Volume	32	23		55	PM Pk Volume	40	27		59
Pk Hr Factor	0.571	0.719		0.688	Pk Hr Factor	0.769	0.675		0.776
7 - 9 Volume	48	39	0	87	4 - 6 Volume	63	31	0	94
7 - 9 Peak Hour	07:30	07:30		07:30	4 - 6 Peak Hour	16:00	16:30		16:00
7 - 9 Pk Volume	32	23	0	55	4 - 6 Pk Volume	40	20	0	55
Pk Hr Factor	0.571	0.719	0.000	0.688	Pk Hr Factor	0.769	0.714	0.000	0.982



Prepared by National Data & Surveying Services
SPEED
 S Lamer St Bet. W Oak St & W Alameda Ave

Day: Wednesday
 Date: 1/19/2022

City: Burbank
 Project #: CA22_020022_010n

North Bound

Time	<15	15-19	20-24	25-29	30-34	35-39	40-44	45-49	50-54	55-59	60-64	65-69	70+	Total		
00:00 AM	0	0	1	0	0	0	0	0	0	0	0	0	0	1		
00:15	0	0	0	0	0	1	0	0	0	0	0	0	0	1		
00:30	0	0	0	0	0	1	0	0	0	0	0	0	0	1		
00:45	0	0	0	1	0	0	0	0	0	0	0	0	0	1		
01:00	0	0	0	0	0	0	0	0	0	0	0	0	0	0		
01:15	0	0	0	0	0	0	0	0	0	0	0	0	0	0		
01:30	0	0	1	0	0	0	0	0	0	0	0	0	0	1		
01:45	0	0	1	0	0	0	0	0	0	0	0	0	0	1		
02:00	0	0	0	0	0	0	0	0	0	0	0	0	0	0		
02:15	0	0	0	0	0	0	0	0	0	0	0	0	0	0		
02:30	0	0	0	0	0	0	0	0	0	0	0	0	0	0		
02:45	0	0	0	0	0	0	0	0	0	0	0	0	0	0		
03:00	0	0	0	0	0	0	0	0	0	0	0	0	0	0		
03:15	0	0	0	0	0	0	0	0	0	0	0	0	0	0		
03:30	0	0	0	1	0	0	0	0	0	0	0	0	0	1		
03:45	0	0	0	0	0	0	0	0	0	0	0	0	0	0		
04:00	0	0	0	0	0	0	0	0	0	0	0	0	0	0		
04:15	0	0	0	0	0	0	0	0	0	0	0	0	0	0		
04:30	0	0	0	1	0	0	0	0	0	0	0	0	0	1		
04:45	0	0	0	0	0	0	0	0	0	0	0	0	0	0		
05:00	0	0	0	1	0	0	0	0	0	0	0	0	0	1		
05:15	0	0	0	0	0	0	0	0	0	0	0	0	0	0		
05:30	0	0	0	0	0	0	0	0	0	0	0	0	0	0		
05:45	0	0	0	0	0	0	0	0	0	0	0	0	0	0		
06:00	0	0	0	0	0	0	0	0	0	0	0	0	0	0		
06:15	0	0	0	1	0	0	0	0	0	0	0	0	0	1		
06:30	0	0	1	1	0	0	0	0	0	0	0	0	0	2		
06:45	0	0	0	0	0	0	0	0	0	0	0	0	0	0		
07:00	0	0	2	1	1	0	0	0	0	0	0	0	0	4		
07:15	0	0	1	1	2	0	0	0	0	0	0	0	0	3		
07:30	0	0	1	5	0	0	0	0	0	0	0	0	0	6		
07:45	1	2	2	5	4	2	0	0	0	0	0	0	0	16		
08:00	0	1	0	0	1	0	1	0	0	0	0	0	0	3		
08:15	0	0	1	3	1	0	0	0	0	0	0	0	0	6		
08:30	1	1	2	0	0	0	0	0	0	0	0	0	0	4		
08:45	1	2	1	2	0	0	0	0	0	0	0	0	0	6		
09:00	0	0	2	1	2	1	0	0	0	0	0	0	0	6		
09:15	0	2	4	1	1	0	0	0	0	0	0	0	0	8		
09:30	0	1	0	0	0	0	0	0	0	0	0	0	0	1		
09:45	1	1	3	1	0	0	0	0	0	0	0	0	0	6		
10:00	2	6	1	2	2	2	0	0	0	0	0	0	0	13		
10:15	0	5	1	0	1	0	1	0	0	0	0	0	0	8		
10:30	0	1	1	3	0	0	0	0	0	0	0	0	0	6		
10:45	1	1	2	5	2	0	0	0	0	0	0	0	0	11		
11:00	1	3	1	1	1	0	0	0	0	0	0	0	0	7		
11:15	0	1	6	1	0	0	0	0	0	0	0	0	0	8		
11:30	0	0	0	1	2	0	0	0	0	0	0	0	0	3		
11:45	0	1	0	0	2	0	0	0	0	0	0	0	0	3		
12:00 PM	1	0	1	1	1	0	1	0	0	0	0	0	0	5		
12:15	0	3	2	2	0	1	0	0	0	0	0	0	0	8		
12:30	1	2	1	3	2	0	0	0	0	0	0	0	0	9		
12:45	0	0	2	5	1	0	0	0	0	0	0	0	0	8		
13:00	0	0	5	2	1	1	0	0	0	0	0	0	0	9		
13:15	0	0	2	2	0	0	1	0	0	0	0	0	0	4		
13:30	0	0	3	3	1	0	0	0	0	0	0	0	0	7		
13:45	1	1	4	5	0	1	0	0	0	0	0	0	0	12		
14:00	0	0	0	2	1	0	0	0	0	0	0	0	0	3		
14:15	0	0	4	4	0	0	0	0	0	0	0	0	0	8		
14:30	0	0	1	4	3	2	1	0	0	0	0	0	0	11		
14:45	1	1	0	2	0	0	0	0	0	0	0	0	0	4		
15:00	0	1	1	1	2	0	0	0	0	0	0	0	0	5		
15:15	0	2	1	0	2	0	0	0	0	0	0	0	0	5		
15:30	0	3	3	2	0	2	0	0	0	0	0	0	0	10		
15:45	0	1	0	4	0	1	0	0	0	0	0	0	0	6		
16:00	1	0	3	3	1	0	0	0	0	0	0	0	0	8		
16:15	0	1	2	0	2	0	0	0	0	0	0	0	0	5		
16:30	0	3	2	8	1	0	0	0	0	0	0	0	0	14		
16:45	1	0	0	4	0	0	0	0	0	0	0	0	0	5		
17:00	0	0	5	2	1	0	0	0	0	0	0	0	0	8		
17:15	0	2	4	1	0	0	0	0	0	0	0	0	0	7		
17:30	0	0	4	5	2	1	0	0	0	0	0	0	0	12		
17:45	0	1	1	0	2	2	0	0	0	0	0	0	0	6		
18:00	0	1	2	4	1	0	0	0	0	0	0	0	0	8		
18:15	0	0	5	2	0	0	0	0	0	0	0	0	0	7		
18:30	0	0	3	2	0	0	0	0	0	0	0	0	0	7		
18:45	0	1	1	5	2	1	0	0	0	0	0	0	0	10		
19:00	0	0	3	1	1	1	0	0	0	0	0	0	0	6		
19:15	0	0	0	0	1	2	1	0	0	0	0	0	0	4		
19:30	0	0	1	1	0	0	0	0	0	0	0	0	0	2		
19:45	1	0	2	1	1	0	1	0	0	0	0	0	0	6		
20:00	0	0	0	3	0	0	0	0	0	0	0	0	0	3		
20:15	0	0	2	2	2	0	0	0	0	0	0	0	0	6		
20:30	0	0	1	0	1	0	0	0	0	0	0	0	0	2		
20:45	0	0	1	1	0	0	0	0	0	0	0	0	0	2		
21:00	0	0	1	0	1	0	0	0	0	0	0	0	0	2		
21:15	0	0	0	0	0	0	0	0	0	0	0	0	0	0		
21:30	0	0	0	1	0	0	0	0	0	0	0	0	0	1		
21:45	0	0	0	0	0	0	0	0	0	0	0	0	0	0		
22:00	0	0	0	0	0	0	0	0	0	0	0	0	0	0		
22:15	0	0	0	2	0	0	0	0	0	0	0	0	0	2		
22:30	0	0	1	0	0	0	0	0	0	0	0	0	0	1		
22:45	0	0	0	0	0	0	0	0	0	0	0	0	0	0		
23:00	0	0	0	0	0	0	0	0	0	0	0	0	0	0		
23:15	0	0	0	0	0	0	0	0	0	0	0	0	0	0		
23:30	0	0	1	1	1	0	0	0	0	0	0	0	0	3		
23:45	0	0	0	0	0	0	0	0	0	0	0	0	0	0		
ADT	15	12	104	115	63	20	6							100		
% of Totals	6%	13%	26%	34%	16%	5%	2%							100%		
AM Volumes	9	27	29	41	26	3	2	0	0	0	0	0	0	139		
% AMH	26	78	78	118	78	34	34							338		
AM Peak Hour	09:15	09:30	08:30	10:30	07:00	07:00	07:15							1030		
Volume	3	13	9	15	7	2	1							38		
PM Volumes	7	48	19	91	97	17	4	0	0	0	0	0	0	456		
% PM	2%	6%	19%	23%	5%	4%	3%							65%		
PM Peak Hour	12:00	14:45	13:00	13:45	14:30	18:30	19:00							1215		
Volume	1	17	12	15	7	1	1							34		
Directional Peak Periods			AM 7-9			NOON 12-2			PM 4-6			Off Peak Volumes				
All Classes	Volume	48	↔	12%	Volume	62	↔	16%	Volume	65	↔	17%	Volume	218	↔	55%
Street Name	Direction	15th	50th	Average	85th	95th	ADT									
S Lamer St	North Bound	19	26	26	32	37	393									
S Lamer St	South Bound	19	27	26	34	38	272									

Prepared by National Data & Surveying Services
SPEED
 S Lamer St Bet. W Oak St & W Alameda Ave

Day: Wednesday
 Date: 1/19/2022

City: Burbank
 Project #: CA22_020022_0105

South Bound

Time	<15	15-19	20-24	25-29	30-34	35-39	40-44	45-49	50-54	55-59	60-64	65-69	70+	Total
00:00 AM	0	0	0	0	0	0	0	0	0	0	0	0	0	0
00:15	0	0	0	0	0	0	0	0	0	0	0	0	0	0
00:30	0	0	0	0	0	0	0	0	0	0	0	0	0	0
00:45	0	0	1	0	0	0	0	0	0	0	0	0	0	1
01:00	0	0	0	0	0	0	0	0	0	0	0	0	0	0
01:15	0	0	0	0	1	0	0	0	0	0	0	0	0	1
01:30	0	0	0	0	0	0	0	0	0	0	0	0	0	0
01:45	0	0	1	0	0	0	0	0	0	0	0	0	0	1
02:00	0	0	0	0	0	0	0	0	0	0	0	0	0	0
02:15	0	0	0	0	0	0	0	0	0	0	0	0	0	0
02:30	0	0	0	0	0	0	0	0	0	0	0	0	0	0
02:45	0	0	0	0	0	0	0	0	0	0	0	0	0	0
03:00	0	0	0	0	0	0	0	0	0	0	0	0	0	0
03:15	0	0	0	0	0	0	0	0	0	0	0	0	0	0
03:30	0	0	0	0	0	0	0	0	0	0	0	0	0	0
03:45	0	0	0	0	0	0	0	0	0	0	0	0	0	0
04:00	0	0	0	0	0	0	0	0	0	0	0	0	0	0
04:15	0	0	0	0	0	0	0	0	0	0	0	0	0	0
04:30	0	0	0	0	0	0	0	0	0	0	0	0	0	0
04:45	0	0	0	2	0	0	0	0	0	0	0	0	0	2
05:00	0	0	0	0	2	0	0	0	0	0	0	0	0	2
05:15	0	0	1	0	0	0	0	0	0	0	0	0	0	1
05:30	0	0	0	0	1	0	0	0	0	0	0	0	0	1
05:45	0	0	0	0	0	0	0	0	0	0	0	0	0	0
06:00	0	0	0	0	0	0	0	0	0	0	0	0	0	0
06:15	0	0	0	1	0	0	0	0	0	0	0	0	0	1
06:30	0	1	1	0	0	0	0	0	0	0	0	0	0	2
06:45	1	0	0	0	2	0	0	0	0	0	0	0	0	3
07:00	1	0	1	0	3	0	0	0	0	0	0	0	0	5
07:15	1	0	0	0	1	0	0	0	0	0	0	1	0	2
07:30	0	0	3	0	0	1	0	0	0	0	0	0	0	4
07:45	0	0	2	0	3	0	0	0	0	0	0	0	0	5
08:00	0	0	2	3	1	1	0	0	0	0	0	0	0	7
08:15	0	0	0	2	2	0	0	0	0	0	0	0	0	4
08:30	1	0	2	2	2	1	0	0	0	0	0	0	0	8
08:45	0	0	0	1	0	0	0	0	0	0	0	0	0	1
09:00	1	0	2	0	0	0	1	0	0	0	0	0	0	4
09:15	0	0	1	1	0	0	0	0	0	0	0	0	0	2
09:30	1	0	0	0	0	0	1	0	0	0	0	0	0	2
09:45	1	1	1	0	1	0	0	0	0	0	0	0	0	4
10:00	0	0	2	1	0	0	0	0	0	0	0	0	0	3
10:15	0	1	0	0	0	0	0	0	0	0	0	0	0	1
10:30	0	0	1	3	0	0	0	0	0	0	0	0	0	4
10:45	0	1	0	0	1	0	0	0	0	0	0	0	0	2
11:00	0	2	1	6	2	1	0	0	0	0	0	0	0	12
11:15	0	1	1	4	0	2	0	0	0	0	0	0	0	8
11:30	0	2	1	2	1	0	0	0	0	0	0	0	0	6
11:45	1	1	2	1	0	0	0	0	0	0	0	0	0	5
12:00 PM	0	1	3	3	3	0	0	0	0	0	0	0	0	9
12:15	0	0	1	2	0	0	0	0	0	0	0	0	0	3
12:30	1	0	1	3	1	1	0	0	0	0	0	0	0	7
12:45	0	3	2	2	1	0	0	0	0	0	0	0	0	7
13:00	0	1	1	0	3	0	0	0	0	0	0	0	0	5
13:15	2	1	5	0	1	0	0	0	0	0	0	0	0	9
13:30	1	1	1	1	1	0	0	0	0	0	0	0	0	5
13:45	0	1	0	2	1	0	0	0	0	0	0	0	0	4
14:00	1	1	0	1	0	0	0	0	0	0	0	0	0	3
14:15	1	1	0	2	4	1	0	0	0	0	0	0	0	9
14:30	0	2	2	1	1	0	0	0	0	0	0	0	0	6
14:45	1	0	1	0	1	0	0	0	0	0	0	0	0	3
15:00	0	1	0	1	1	1	0	0	0	0	0	0	0	3
15:15	0	1	1	6	3	1	0	0	0	0	0	0	0	12
15:30	0	1	0	1	0	0	0	0	0	0	0	0	0	2
15:45	0	0	1	0	0	0	0	0	0	0	0	0	0	1
16:00	0	1	0	2	2	1	0	0	0	0	0	0	0	6
16:15	1	0	0	1	2	0	0	0	0	0	0	0	0	5
16:30	0	1	1	0	1	2	1	0	0	0	0	0	0	6
16:45	0	1	1	3	0	0	0	0	0	0	0	0	0	5
17:00	0	0	0	1	3	1	0	0	0	0	0	0	0	5
17:15	0	0	0	3	1	1	0	0	0	0	0	0	0	5
17:30	0	0	0	1	3	1	0	0	0	0	0	0	0	5
17:45	0	0	2	2	0	1	0	0	0	0	0	0	0	5
18:00	0	0	0	2	1	0	0	0	0	0	0	0	0	3
18:15	0	0	0	0	1	0	0	0	0	0	0	0	0	1
18:30	0	0	1	3	1	0	0	0	0	0	0	0	0	5
18:45	0	1	2	3	2	0	1	0	0	0	0	0	0	9
19:00	0	0	0	1	0	0	0	0	0	0	0	0	0	1
19:15	0	0	0	0	2	0	0	0	0	0	0	0	0	2
19:30	0	0	1	1	2	1	0	0	0	0	0	0	0	5
19:45	0	0	0	0	0	0	0	0	0	0	0	0	0	0
20:00	0	0	1	0	0	1	0	0	0	0	0	0	0	2
20:15	0	0	2	0	0	0	0	0	0	0	0	0	0	2
20:30	0	0	1	0	0	0	0	0	0	0	0	0	0	1
20:45	0	0	1	0	1	0	0	0	0	0	0	0	0	2
21:00	1	1	0	0	0	1	0	0	0	0	0	0	0	3
21:15	0	0	0	0	0	1	0	0	0	0	0	0	0	1
21:30	0	0	0	1	0	0	0	0	0	0	0	0	0	1
21:45	0	0	0	1	0	0	0	0	0	0	0	0	0	1
22:00	0	0	0	0	0	0	0	0	0	0	0	0	0	0
22:15	0	0	0	0	0	0	0	0	0	0	0	0	0	0
22:30	0	0	0	0	0	0	0	0	0	0	0	0	0	0
22:45	0	0	0	2	0	0	0	0	0	0	0	0	0	2
23:00	0	0	0	0	0	0	0	0	0	0	0	0	0	0
23:15	1	0	1	0	0	0	0	0	0	0	0	0	0	2
23:30	0	0	0	0	0	0	0	0	0	0	0	0	0	0
23:45	0	0	0	0	0	0	0	0	0	0	0	0	0	0
ADT Totals	15	12	13	16	10	15	8							172
% of Totals	7%	11%	22%	29%	22%	26%	15%							100%
AM Volumes	9	10	26	29	21	7	1	0	0	0	0	0	0	302
% AMH	3%	4%	10%	11%	8%	3%	0%							30%
AM Peak Hour	06:30	10:45	07:15	10:30	07:45	10:30	08:15							1100
Volume	3	6	7	13	8	3	1							31
PM Volumes	40	39	38	30	39	17	2	0	0	0	0	0	0	670
% PM	4%	7%	12%	18%	14%	6%	3%							63%
PM Peak Hour	13:15	12:45	12:30	12:00	14:15	15:45	15:45							1230
Volume	1	6	9	7	11	7	1							28
Directional Peak Periods			AM 7-9			NOON 12-2			PM 4-6			Off Peak Volumes		
All Classes	Volume		%		Volume		%		Volume		%		Volume	
	36		13%		49		18%		39		14%		148	
Street Name	Direction	15th		50th		Average		85th		95th		ADT		
S Lamer St	North Bound	19		26		26		32		37		393		
S Lamer St	South Bound	19		27		26		34		38		272		

Prepared by National Data & Surveying Services
SPEED
 S Lamer St Bet. W Oak St & W Alameda Ave

Day: Wednesday
 Date: 1/19/2022

City: Burbank
 Project #: CA22_020022_010

Summary

Time	<15	15-19	20-24	25-29	30-34	35-39	40-44	45-49	50-54	55-59	60-64	65-69	70+	Total
00:00 AM	0	0	1	0	0	0	0	0	0	0	0	0	0	1
00:15	0	0	0	0	0	1	0	0	0	0	0	0	0	1
00:30	0	0	0	0	0	0	0	0	0	0	0	0	0	0
00:45	0	0	1	1	0	0	0	0	0	0	0	0	0	2
01:00	0	0	0	0	0	0	0	0	0	0	0	0	0	0
01:15	0	0	0	0	1	0	0	0	0	0	0	0	0	1
01:30	0	0	1	0	0	0	0	0	0	0	0	0	0	1
01:45	0	0	2	0	0	0	0	0	0	0	0	0	0	2
02:00	0	0	0	0	0	0	0	0	0	0	0	0	0	0
02:15	0	0	0	0	0	0	0	0	0	0	0	0	0	0
02:30	0	0	0	0	0	0	0	0	0	0	0	0	0	0
02:45	0	0	0	0	0	0	0	0	0	0	0	0	0	0
03:00	0	0	0	0	0	0	0	0	0	0	0	0	0	0
03:15	0	0	0	0	0	0	0	0	0	0	0	0	0	0
03:30	0	0	0	1	0	0	0	0	0	0	0	0	0	1
03:45	0	0	0	0	0	0	0	0	0	0	0	0	0	0
04:00	0	0	0	0	0	0	0	0	0	0	0	0	0	0
04:15	0	0	0	0	0	0	0	0	0	0	0	0	0	0
04:30	0	0	0	1	0	0	0	0	0	0	0	0	0	1
04:45	0	0	0	2	0	0	0	0	0	0	0	0	0	2
05:00	0	0	0	1	0	0	0	0	0	0	0	0	0	1
05:15	0	0	1	0	0	0	0	0	0	0	0	0	0	1
05:30	0	0	0	0	1	0	0	0	0	0	0	0	0	1
05:45	0	0	0	0	0	0	0	0	0	0	0	0	0	0
06:00	0	0	0	0	0	0	0	0	0	0	0	0	0	0
06:15	0	0	0	2	0	0	0	0	0	0	0	0	0	2
06:30	0	1	2	1	0	0	0	0	0	0	0	0	0	4
06:45	1	0	0	0	2	0	0	0	0	0	0	0	0	3
07:00	1	0	3	1	4	0	0	0	0	0	0	0	0	9
07:15	1	0	0	1	3	0	0	0	0	0	0	0	0	5
07:30	0	0	4	5	0	1	0	0	0	0	0	0	0	10
07:45	1	2	4	5	7	2	0	0	0	0	0	0	0	21
08:00	0	1	2	3	2	1	1	0	0	0	0	0	0	10
08:15	0	0	1	5	4	0	0	0	0	0	0	0	0	10
08:30	2	1	4	2	2	1	0	0	0	0	0	0	0	12
08:45	1	2	1	3	0	0	0	0	0	0	0	0	0	7
09:00	1	0	4	1	2	1	1	0	0	0	0	0	0	10
09:15	0	2	5	2	1	0	0	0	0	0	0	0	0	10
09:30	1	1	0	0	0	1	0	0	0	0	0	0	0	3
09:45	2	2	4	1	1	0	0	0	0	0	0	0	0	10
10:00	2	6	3	3	2	0	0	0	0	0	0	0	0	16
10:15	0	6	1	0	1	0	1	0	0	0	0	0	0	9
10:30	0	1	2	6	1	0	0	0	0	0	0	0	0	10
10:45	1	2	2	5	3	0	0	0	0	0	0	0	0	13
11:00	1	5	2	7	3	1	0	0	0	0	0	0	0	19
11:15	0	1	2	10	1	2	0	0	0	0	0	0	0	16
11:30	0	2	1	3	3	0	0	0	0	0	0	0	0	9
11:45	1	2	2	1	0	0	0	0	0	0	0	0	0	8
12:00 PM	1	0	4	4	4	0	1	0	0	0	0	0	0	14
12:15	0	3	3	4	0	1	0	0	0	0	0	0	0	11
12:30	2	2	2	6	3	1	0	0	0	0	0	0	0	16
12:45	0	3	4	6	1	1	0	0	0	0	0	0	0	15
13:00	0	1	6	2	4	1	0	0	0	0	0	0	0	14
13:15	2	1	7	2	1	0	0	0	0	0	0	0	0	13
13:30	1	1	4	4	2	0	0	0	0	0	0	0	0	12
13:45	1	2	4	7	1	1	0	0	0	0	0	0	0	16
14:00	1	1	0	3	1	0	0	0	0	0	0	0	0	6
14:15	1	1	4	6	4	1	0	0	0	0	0	0	0	17
14:30	0	2	3	5	4	2	1	0	0	0	0	0	0	17
14:45	2	1	1	2	1	0	0	0	0	0	0	0	0	7
15:00	0	2	1	3	1	0	0	0	0	0	0	0	0	8
15:15	0	3	2	6	5	1	0	0	0	0	0	0	0	17
15:30	0	4	3	3	0	2	0	0	0	0	0	0	0	12
15:45	0	1	1	4	0	1	0	0	0	0	0	0	0	7
16:00	1	1	3	5	3	1	0	0	0	0	0	0	0	14
16:15	1	1	2	1	4	1	0	0	0	0	0	0	0	10
16:30	0	4	3	8	2	2	1	0	0	0	0	0	0	20
16:45	1	1	1	7	0	0	0	0	0	0	0	0	0	10
17:00	0	0	5	3	4	1	0	0	0	0	0	0	0	13
17:15	0	2	4	4	1	1	0	0	0	0	0	0	0	12
17:30	0	0	4	6	2	0	0	0	0	0	0	0	0	14
17:45	0	1	3	2	2	3	0	0	0	0	0	0	0	11
18:00	0	1	2	6	2	0	0	0	0	0	0	0	0	11
18:15	0	0	5	2	1	0	0	0	0	0	0	0	0	8
18:30	0	0	4	5	3	0	0	0	0	0	0	0	0	12
18:45	0	2	3	8	4	1	1	0	0	0	0	0	0	19
19:00	0	0	3	2	1	1	0	0	0	0	0	0	0	7
19:15	0	0	0	2	3	2	1	0	0	0	0	0	0	6
19:30	0	0	2	2	2	1	0	0	0	0	0	0	0	7
19:45	1	0	2	1	1	0	0	0	0	0	0	0	0	6
20:00	0	0	1	3	0	1	0	0	0	0	0	0	0	5
20:15	0	0	4	2	2	0	0	0	0	0	0	0	0	8
20:30	0	0	2	0	1	0	0	0	0	0	0	0	0	3
20:45	0	0	2	1	1	0	0	0	0	0	0	0	0	4
21:00	1	1	1	0	1	1	0	0	0	0	0	0	0	5
21:15	0	0	0	0	0	1	0	0	0	0	0	0	0	1
21:30	0	0	0	2	0	0	0	0	0	0	0	0	0	2
21:45	0	0	0	1	0	0	0	0	0	0	0	0	0	1
22:00	0	0	0	0	0	1	0	0	0	0	0	0	0	1
22:15	0	0	0	2	0	0	0	0	0	0	0	0	0	2
22:30	0	0	1	0	0	0	0	0	0	0	0	0	0	1
22:45	0	0	0	2	0	0	0	0	0	0	0	0	0	2
23:00	0	0	0	0	0	2	0	0	0	0	0	0	0	2
23:15	0	1	0	1	0	0	0	0	0	0	0	0	0	2
23:30	0	0	1	1	1	0	0	0	0	0	0	0	0	3
23:45	0	0	0	0	0	0	0	0	0	0	0	0	0	0
ADT Totals	15	17	163	214	121	41	6	0	0	0	0	0	0	1000
% of Totals	5%	12%	25%	32%	18%	7%	1%	0%	0%	0%	0%	0%	0%	100%

AM Volumes	19	37	55	73	47	10	3	0	0	0	0	0	0	241
% AMH	2%	6%	8%	11%	7%	2%	0%							30%
AM Peak Hour	09:15	09:30	08:30	10:30	07:45	07:15	07:15							10:30
Volume	5	15	14	28	15	4	1							58
PM Volumes	17	62	108	151	76	54	6	0	0	0	0	0	0	649
% PM	3%	16%	16%	21%	15%	5%	3%							64%
PM Peak Hour	13:15	14:45	12:45	16:30	14:30	17:00	18:30							12:30
Volume	1	15	21	22	13	7	2							58
Directional Peak Periods	AM 7-9			NOON 12-2			PM 4-6			Off Peak Volumes				
All Classes	Volume	84	13%	Volume	111	17%	Volume	104	16%	Volume	366	55%		

Street Name	Direction	15th	50th	Average	85th	95th	ADT
S Lamer St	Summary	19	26	26	33	37	665

SPEED

S Lamer St Bet. W Oak St & W Alameda Ave

Day: Wednesday

Date: 1/19/2022

City: Burbank

Project #: CA22_020022_010n

North Bound

Time	< 15	15 - 19	20 - 24	25 - 29	30 - 34	35 - 39	40 - 44	45 - 49	50 - 54	55 - 59	60 - 64	65 - 69	70 +	Total
00:00 AM	0	0	1	1	1	0	0	0	0	0	0	0	0	3
01:00	0	0	2	0	0	0	0	0	0	0	0	0	0	2
02:00	0	0	0	0	0	0	0	0	0	0	0	0	0	0
03:00	0	0	0	1	0	0	0	0	0	0	0	0	0	1
04:00	0	0	0	1	0	0	0	0	0	0	0	0	0	1
05:00	0	0	0	1	0	0	0	0	0	0	0	0	0	1
06:00	0	0	1	2	0	0	0	0	0	0	0	0	0	3
07:00	1	2	5	12	7	2	0	0	0	0	0	0	0	29
08:00	2	4	4	5	3	0	1	0	0	0	0	0	0	19
09:00	1	4	9	3	3	1	0	0	0	0	0	0	0	21
10:00	3	13	5	10	6	0	1	0	0	0	0	0	0	38
11:00	1	4	2	8	6	0	0	0	0	0	0	0	0	21
12:00 PM	2	5	6	11	4	1	1	0	0	0	0	0	0	30
13:00	1	1	14	12	2	2	0	0	0	0	0	0	0	32
14:00	1	1	5	12	4	2	1	0	0	0	0	0	0	26
15:00	0	7	5	7	4	3	0	0	0	0	0	0	0	26
16:00	2	4	7	15	4	0	0	0	0	0	0	0	0	32
17:00	0	3	14	8	5	3	0	0	0	0	0	0	0	33
18:00	0	2	11	13	5	1	0	0	0	0	0	0	0	32
19:00	1	0	6	3	3	3	2	0	0	0	0	0	0	18
20:00	0	0	4	6	3	0	0	0	0	0	0	0	0	13
21:00	0	0	1	1	1	0	0	0	0	0	0	0	0	3
22:00	0	0	1	2	1	0	0	0	0	0	0	0	0	4
23:00	0	0	1	1	1	2	0	0	0	0	0	0	0	5
Totals	15	50	104	135	63	20	6							393
% of Totals	4%	13%	26%	34%	16%	5%	2%							100%

AM Volumes	8	27	29	44	26	3	2	0	0	0	0	0	0	139
% AM	2%	7%	7%	11%	7%	1%	1%							35%
AM Peak Hour	10:00	10:00	09:00	07:00	07:00	07:00	08:00							10:00
Volume	3	13	9	12	7	2	1							38
PM Volumes	7	23	75	91	37	17	4	0	0	0	0	0	0	254
% PM	2%	6%	19%	23%	9%	4%	1%							65%
PM Peak Hour	12:00	15:00	13:00	16:00	17:00	15:00	19:00							17:00
Volume	2	7	14	15	5	3	2							33
Directional Peak Periods All Speeds	AM 7-9		NOON 12-2		PM 4-6		Off Peak Volumes							
	Volume		%	Volume		%	Volume		%	Volume		%		
	48	↔	12%	62	↔	16%	65	↔	17%	218	↔	55%		

Street Name	Direction	Percentiles					
		15th	50th	Average	85th	95th	ADT
S Lamer St	North Bound	19	26	26	32	37	393
S Lamer St	South Bound	19	27	26	34	38	272

SPEED

S Lamer St Bet. W Oak St & W Alameda Ave

Day: Wednesday

Date: 1/19/2022

City: Burbank

Project #: CA22_020022_010s

South Bound

Time	< 15	15 - 19	20 - 24	25 - 29	30 - 34	35 - 39	40 - 44	45 - 49	50 - 54	55 - 59	60 - 64	65 - 69	70 +	Total
00:00 AM	0	0	1	0	0	0	0	0	0	0	0	0	0	1
01:00	0	0	1	0	1	0	0	0	0	0	0	0	0	2
02:00	0	0	0	0	0	0	0	0	0	0	0	0	0	0
03:00	0	0	0	0	0	0	0	0	0	0	0	0	0	0
04:00	0	0	0	2	0	0	0	0	0	0	0	0	0	2
05:00	0	0	1	0	1	0	0	0	0	0	0	0	0	2
06:00	1	1	1	1	2	0	0	0	0	0	0	0	0	6
07:00	2	0	6	0	7	1	0	0	0	0	0	0	0	16
08:00	1	0	4	8	5	2	0	0	0	0	0	0	0	20
09:00	3	1	4	1	1	1	1	0	0	0	0	0	0	12
10:00	0	2	3	4	1	0	0	0	0	0	0	0	0	10
11:00	1	6	5	13	3	3	0	0	0	0	0	0	0	31
12:00 PM	1	3	7	9	4	2	0	0	0	0	0	0	0	26
13:00	3	4	7	3	6	0	0	0	0	0	0	0	0	23
14:00	3	4	3	4	6	1	0	0	0	0	0	0	0	21
15:00	0	3	2	7	4	2	0	0	0	0	0	0	0	18
16:00	1	3	2	6	5	4	1	0	0	0	0	0	0	22
17:00	0	0	2	7	4	4	0	0	0	0	0	0	0	17
18:00	0	1	3	8	5	0	1	0	0	0	0	0	0	18
19:00	0	0	1	2	4	1	0	0	0	0	0	0	0	8
20:00	0	0	5	0	1	1	0	0	0	0	0	0	0	7
21:00	1	1	0	2	0	2	0	0	0	0	0	0	0	6
22:00	0	0	0	2	0	0	0	0	0	0	0	0	0	2
23:00	1	0	1	0	0	0	0	0	0	0	0	0	0	2
Totals	18	29	59	79	60	24	3							272
% of Totals	7%	11%	22%	29%	22%	9%	1%							100%

AM Volumes	8	10	26	29	21	7	1	0	0	0	0	0	0	102		
% AM	3%	4%	10%	11%	8%	3%	0%							38%		
AM Peak Hour	09:00	11:00	07:00	11:00	07:00	11:00	09:00							11:00		
Volume	3	6	6	13	7	3	1							31		
PM Volumes	10	19	33	50	39	17	2	0	0	0	0	0	0	170		
% PM	4%	7%	12%	18%	14%	6%	1%							63%		
PM Peak Hour	13:00	13:00	12:00	12:00	13:00	16:00	16:00							12:00		
Volume	3	4	7	9	6	4	1							26		
Directional Peak Periods		AM 7-9				NOON 12-2				PM 4-6				Off Peak Volumes		
All Speeds		Volume	↔		%	Volume	↔		%	Volume	↔		%	Volume	↔	
		36			13%	49			18%	39			14%	148		

Street Name	Direction	Percentiles					
		15th	50th	Average	85th	95th	ADT
S Lamer St	North Bound	19	26	26	32	37	393
S Lamer St	South Bound	19	27	26	34	38	272

SPEED

S Lamer St Bet. W Oak St & W Alameda Ave

Day: Wednesday

Date: 1/19/2022

City: Burbank

Project #: CA22_020022_010

Summary

Time	< 15	15 - 19	20 - 24	25 - 29	30 - 34	35 - 39	40 - 44	45 - 49	50 - 54	55 - 59	60 - 64	65 - 69	70 +	Total
00:00 AM	0	0	2	1	1	0	0	0	0	0	0	0	0	4
01:00	0	0	3	0	1	0	0	0	0	0	0	0	0	4
02:00	0	0	0	0	0	0	0	0	0	0	0	0	0	0
03:00	0	0	0	1	0	0	0	0	0	0	0	0	0	1
04:00	0	0	0	3	0	0	0	0	0	0	0	0	0	3
05:00	0	0	1	1	1	0	0	0	0	0	0	0	0	3
06:00	1	1	2	3	2	0	0	0	0	0	0	0	0	9
07:00	3	2	11	12	14	3	0	0	0	0	0	0	0	45
08:00	3	4	8	13	8	2	1	0	0	0	0	0	0	39
09:00	4	5	13	4	4	2	1	0	0	0	0	0	0	33
10:00	3	15	8	14	7	0	1	0	0	0	0	0	0	48
11:00	2	10	7	21	9	3	0	0	0	0	0	0	0	52
12:00 PM	3	8	13	20	8	3	1	0	0	0	0	0	0	56
13:00	4	5	21	15	8	2	0	0	0	0	0	0	0	55
14:00	4	5	8	16	10	3	1	0	0	0	0	0	0	47
15:00	0	10	7	14	8	5	0	0	0	0	0	0	0	44
16:00	3	7	9	21	9	4	1	0	0	0	0	0	0	54
17:00	0	3	16	15	9	7	0	0	0	0	0	0	0	50
18:00	0	3	14	21	10	1	1	0	0	0	0	0	0	50
19:00	1	0	7	5	7	4	2	0	0	0	0	0	0	26
20:00	0	0	9	6	4	1	0	0	0	0	0	0	0	20
21:00	1	1	1	3	1	2	0	0	0	0	0	0	0	9
22:00	0	0	1	4	1	0	0	0	0	0	0	0	0	6
23:00	1	0	2	1	1	2	0	0	0	0	0	0	0	7
Totals	33	79	163	214	123	44	9							665
% of Totals	5%	12%	25%	32%	18%	7%	1%							100%

AM Volumes	16	37	55	73	47	10	3	0	0	0	0	0	0	241		
% AM	2%	6%	8%	11%	7%	2%	0%							36%		
AM Peak Hour	09:00	10:00	09:00	11:00	07:00	07:00	08:00							11:00		
Volume	4	15	13	21	14	3	1							52		
PM Volumes	17	42	108	141	76	34	6	0	0	0	0	0	0	424		
% PM	3%	6%	16%	21%	11%	5%	1%							64%		
PM Peak Hour	13:00	15:00	13:00	16:00	14:00	17:00	19:00							12:00		
Volume	4	10	21	21	10	7	2							56		
Directional Peak Periods		AM 7-9				NOON 12-2			PM 4-6			Off Peak Volumes				
All Speeds		Volume	↔		%	Volume	↔		%	Volume	↔		%	Volume	↔	
		84			13%	111			17%	104			16%	366		

Street Name	Direction	Percentiles					
		15th	50th	Average	85th	95th	ADT
S Lamer St	Summary	19	26	26	33	37	665

VOLUME

S Lamer St Bet. W Oak St & W Alameda Ave

Day: Wednesday
 Date: 1/19/2022

City: Burbank
 Project #: CA22_020022_010

DAILY TOTALS					NB	SB	EB	WB	Total				
					393	272	0	0	665				
AM Period	NB	SB	EB	WB	TOTAL	PM Period	NB	SB	EB	WB	TOTAL		
00:00	1	0	0	0	1	12:00	5	9	0	0	14		
00:15	1	0	0	0	1	12:15	8	3	0	0	11		
00:30	0	0	0	0	0	12:30	9	7	0	0	16		
00:45	1	3	1	1	0	12:45	8	30	7	26	0	15	56
01:00	0	0	0	0	0	13:00	9	5	0	0	14		
01:15	0	1	0	0	0	13:15	4	9	0	0	13		
01:30	1	0	0	0	0	13:30	7	5	0	0	12		
01:45	1	2	1	2	0	13:45	12	32	4	23	0	16	55
02:00	0	0	0	0	0	14:00	3	3	0	0	6		
02:15	0	0	0	0	0	14:15	8	9	0	0	17		
02:30	0	0	0	0	0	14:30	11	6	0	0	17		
02:45	0	0	0	0	0	14:45	4	26	3	21	0	7	47
03:00	0	0	0	0	0	15:00	5	3	0	0	8		
03:15	0	0	0	0	0	15:15	5	12	0	0	17		
03:30	1	0	0	0	0	15:30	10	2	0	0	12		
03:45	0	1	0	0	0	15:45	6	26	1	18	0	7	44
04:00	0	0	0	0	0	16:00	8	6	0	0	14		
04:15	0	0	0	0	0	16:15	5	5	0	0	10		
04:30	1	0	0	0	0	16:30	14	6	0	0	20		
04:45	0	1	2	2	0	16:45	5	32	5	22	0	10	54
05:00	1	0	0	0	0	17:00	8	5	0	0	13		
05:15	0	1	0	0	0	17:15	7	5	0	0	12		
05:30	0	1	0	0	0	17:30	12	2	0	0	14		
05:45	0	1	0	2	0	17:45	6	33	5	17	0	11	50
06:00	0	0	0	0	0	18:00	8	3	0	0	11		
06:15	1	1	0	0	0	18:15	7	1	0	0	8		
06:30	2	2	0	0	0	18:30	7	5	0	0	12		
06:45	0	3	3	6	0	18:45	10	32	9	18	0	19	50
07:00	4	5	0	0	0	19:00	6	1	0	0	7		
07:15	3	2	0	0	0	19:15	4	2	0	0	6		
07:30	6	4	0	0	0	19:30	2	5	0	0	7		
07:45	16	29	5	16	0	19:45	6	18	0	8	0	6	26
08:00	3	7	0	0	0	20:00	3	2	0	0	5		
08:15	6	4	0	0	0	20:15	6	2	0	0	8		
08:30	4	8	0	0	0	20:30	2	1	0	0	3		
08:45	6	19	1	20	0	20:45	2	13	2	7	0	4	20
09:00	6	4	0	0	0	21:00	2	3	0	0	5		
09:15	8	2	0	0	0	21:15	0	1	0	0	1		
09:30	1	2	0	0	0	21:30	1	1	0	0	2		
09:45	6	21	4	12	0	21:45	0	3	1	6	0	1	9
10:00	13	3	0	0	0	22:00	1	0	0	0	1		
10:15	8	1	0	0	0	22:15	2	0	0	0	2		
10:30	6	4	0	0	0	22:30	1	0	0	0	1		
10:45	11	38	2	10	0	22:45	0	4	2	2	0	2	6
11:00	7	12	0	0	0	23:00	2	0	0	0	2		
11:15	8	8	0	0	0	23:15	0	2	0	0	2		
11:30	3	6	0	0	0	23:30	3	0	0	0	3		
11:45	3	21	5	31	0	23:45	0	5	0	2	0	7	
TOTALS	139	102			241	TOTALS	254	170			424		
SPLIT %	57.7%	42.3%			36.2%	SPLIT %	59.9%	40.1%			63.8%		

DAILY TOTALS					NB	SB	EB	WB	Total		
					393	272	0	0	665		
AM Peak Hour	10:00	11:00			10:30	PM Peak Hour	12:15	12:30	12:30		
AM Pk Volume	38	31			58	PM Pk Volume	34	28	58		
Pk Hr Factor	0.731	0.646			0.763	Pk Hr Factor	0.944	0.778	0.906		
7 - 9 Volume	48	36	0	0	84	4 - 6 Volume	65	39	0	104	
7 - 9 Peak Hour	07:30	07:45			07:45	4 - 6 Peak Hour	16:30	16:00		16:30	
7 - 9 Pk Volume	31	24	0	0	53	4 - 6 Pk Volume	34	22	0	55	
Pk Hr Factor	0.484	0.750	0.000	0.000	0.631	Pk Hr Factor	0.607	0.917	0.000	0.000	0.688



Prepared by National Data & Surveying Services
SPEED
 S Lamer St Bet. W Oak St & W Alameda Ave

Day: Thursday
 Date: 1/20/2022

City: Burbank
 Project #: CA22_020022_010n

North Bound

Time	<15	15-19	20-24	25-29	30-34	35-39	40-44	45-49	50-54	55-59	60-64	65-69	70+	Total
00:00 AM	0	0	0	0	0	0	0	0	0	0	0	0	0	0
00:15	0	0	0	0	0	0	0	0	0	0	0	0	0	0
00:30	0	0	0	0	0	0	0	0	0	0	0	0	0	0
00:45	0	1	0	0	0	0	0	0	0	0	0	0	0	1
01:00	0	0	0	0	0	0	0	0	0	0	0	0	0	0
01:15	0	0	0	0	1	1	0	0	0	0	0	0	0	2
01:30	0	0	0	0	0	0	0	0	0	0	0	0	0	0
01:45	0	0	0	0	0	0	0	0	0	0	0	0	0	0
02:00	0	0	0	0	0	0	0	0	0	0	0	0	0	0
02:15	0	0	0	0	0	0	0	0	0	0	0	0	0	0
02:30	0	0	0	0	0	0	0	0	0	0	0	0	0	0
02:45	0	0	0	0	0	0	0	0	0	0	0	0	0	0
03:00	0	0	0	0	0	0	0	0	0	0	0	0	0	0
03:15	0	0	0	0	0	0	0	0	0	0	0	0	0	0
03:30	0	0	0	0	0	0	0	0	0	0	0	0	0	0
03:45	0	0	0	0	0	0	0	0	0	0	0	0	0	0
04:00	0	0	0	0	0	0	0	0	0	0	0	0	0	0
04:15	0	0	0	0	0	0	0	0	0	0	0	0	0	0
04:30	0	0	0	0	0	0	0	0	0	0	0	0	0	0
04:45	0	0	0	0	0	0	0	0	0	0	0	0	0	0
05:00	0	0	0	0	0	0	0	0	0	0	0	0	0	0
05:15	0	0	0	0	0	0	0	0	0	0	0	0	0	0
05:30	0	0	1	0	0	0	0	0	0	0	0	0	0	1
05:45	0	0	0	0	0	0	0	0	0	0	0	0	0	0
06:00	0	0	0	1	0	0	0	0	0	0	0	0	0	1
06:15	0	0	1	0	0	0	0	0	0	0	0	0	0	1
06:30	0	0	0	0	0	0	0	0	0	0	0	0	0	0
06:45	0	0	0	1	0	0	0	0	0	0	0	0	0	1
07:00	0	1	1	0	1	0	0	0	0	0	0	0	0	3
07:15	0	0	0	1	1	0	0	0	0	0	0	0	0	2
07:30	1	2	0	4	0	0	0	0	0	0	0	0	0	7
07:45	1	1	5	4	1	0	0	0	0	0	0	0	0	12
08:00	0	1	2	3	1	0	0	0	0	0	0	0	0	7
08:15	0	3	1	1	2	0	0	0	0	0	0	0	0	7
08:30	0	0	1	1	0	0	0	0	0	0	0	0	0	2
08:45	0	0	2	3	1	0	0	0	0	0	0	0	0	6
09:00	0	0	0	0	1	1	0	0	0	0	0	0	0	2
09:15	1	0	2	0	1	0	0	0	0	0	0	0	0	4
09:30	1	0	2	2	0	0	0	0	0	0	0	0	0	5
09:45	1	1	0	2	1	1	0	0	0	0	0	0	0	6
10:00	0	0	0	0	2	0	0	0	0	0	0	0	0	2
10:15	2	0	1	2	1	0	1	0	0	0	0	0	0	7
10:30	0	2	1	3	0	0	0	0	0	0	0	0	0	7
10:45	2	1	1	1	1	0	0	0	0	0	0	0	0	6
11:00	0	0	2	0	0	0	0	0	0	0	0	0	0	2
11:15	0	0	2	3	1	1	0	0	0	0	0	0	0	7
11:30	0	1	2	3	3	0	0	0	0	0	0	0	0	9
11:45	1	1	1	2	1	0	0	0	0	0	0	0	0	6
12:00 PM	0	1	0	0	0	0	0	0	0	0	0	0	0	2
12:15	0	0	5	1	0	0	0	0	0	0	0	0	0	6
12:30	0	2	0	3	2	0	1	0	0	0	0	0	0	8
12:45	0	0	2	3	2	0	0	0	0	0	0	0	0	7
13:00	0	1	0	1	2	0	0	0	0	0	0	0	0	4
13:15	1	0	3	5	1	0	0	0	0	0	0	0	0	10
13:30	0	0	0	1	1	0	0	0	0	0	0	0	0	2
13:45	0	0	4	2	1	1	0	0	0	0	0	0	0	8
14:00	0	0	1	2	3	1	0	0	0	0	0	0	0	7
14:15	2	1	5	1	1	0	0	0	0	0	0	0	0	10
14:30	1	1	1	1	2	0	0	0	0	0	0	0	0	6
14:45	2	2	6	1	1	2	0	0	0	0	0	0	0	14
15:00	0	3	0	3	2	0	0	0	0	0	0	0	0	8
15:15	0	0	5	1	2	0	0	0	0	0	0	0	0	8
15:30	0	0	2	3	3	0	0	0	0	0	0	0	0	8
15:45	1	1	2	4	3	0	0	0	0	0	0	0	0	11
16:00	0	1	1	3	0	0	0	0	0	0	0	0	0	5
16:15	0	2	5	4	1	0	0	0	0	0	0	0	0	12
16:30	1	0	3	1	1	0	0	0	0	0	0	0	0	7
16:45	0	1	1	3	0	0	0	0	0	0	0	0	0	5
17:00	0	2	1	1	1	0	0	0	0	0	0	0	0	5
17:15	0	1	3	0	1	0	0	0	0	0	0	0	0	5
17:30	0	0	1	4	3	0	0	0	0	0	0	0	0	8
17:45	0	0	1	6	2	0	0	0	0	0	0	0	0	9
18:00	0	0	2	2	1	1	0	0	0	0	0	0	0	6
18:15	0	0	2	3	0	0	0	0	0	0	0	0	0	5
18:30	0	0	1	0	2	0	0	0	0	0	0	0	0	3
18:45	0	0	0	2	2	0	0	0	0	0	0	0	0	4
19:00	0	1	2	1	0	0	0	0	0	0	0	0	0	4
19:15	0	1	0	0	2	0	0	0	0	0	0	0	0	3
19:30	0	0	0	4	0	0	0	0	0	0	0	0	0	4
19:45	0	0	0	2	2	0	0	0	0	0	0	0	0	6
20:00	0	2	1	0	1	1	0	0	0	0	0	0	0	5
20:15	0	0	2	0	1	0	0	0	0	0	0	0	0	3
20:30	0	0	0	1	1	0	0	0	0	0	0	0	0	2
20:45	0	0	1	0	1	0	0	0	0	0	0	0	0	3
21:00	0	0	1	3	0	0	0	0	0	0	0	0	0	4
21:15	0	0	0	0	0	0	0	0	0	0	0	0	0	0
21:30	0	0	1	0	0	0	0	0	0	0	0	0	0	1
21:45	0	0	0	0	1	0	0	0	0	0	0	0	0	1
22:00	0	0	1	1	0	0	0	0	0	0	0	0	0	2
22:15	0	1	0	0	0	0	0	0	0	0	0	0	0	1
22:30	0	0	1	0	0	0	0	0	0	0	0	0	0	1
22:45	0	0	0	1	0	1	0	0	0	0	0	0	0	2
23:00	0	0	0	0	1	0	0	0	0	0	0	0	0	1
23:15	0	0	0	0	0	0	0	0	0	0	0	0	0	0
23:30	0	0	0	0	0	0	0	0	0	0	0	0	0	0
23:45	0	0	0	0	0	0	1	0	0	0	0	0	0	1

ADT	11	12	14	11	17	10	12	8	8	8	8	8	8	10
% of Totals	5%	12%	27%	31%	20%	5%	10%	3%	3%	3%	3%	3%	3%	100%

AM Volumes	10	15	28	37	21	4	1	0	0	0	0	0	0	116
% AM	3%	4%	8%	10%	6%	1%	0%	0%	0%	0%	0%	0%	0%	33%
AM Peak Hour	09:30	07:30	11:30	07:15	09:45	09:00	09:30							07:30
Volume	4	7	10	12	5	2	1							33
PM Volumes	8	24	48	50	32	1	0	0	0	0	0	0	0	159
% PM	2%	7%	19%	21%	14%	3%	0%	0%	0%	0%	0%	0%	0%	67%
PM Peak Hour	14:00	14:15	14:00	17:30	15:00	14:00	12:00							14:15
Volume	1	1	13	15	10	1	1							38
Directional Peak Periods	AM 7-9		NOON 12-2		PM 4-6		Off Peak Volumes							
All Classes	Volume	46	47	56	204	%	13%	13%	16%	58%				

Street Name	Direction	Percentiles					ADT
		15th	50th	Average	85th	95th	
S Lamer St	North Bound	19	26	26	33	35	353
S Lamer St	South Bound	20	27	27	35	39	294

Prepared by National Data & Surveying Services
SPEED
 S Lamer St Bet. W Oak St & W Alameda Ave

Day: Thursday
 Date: 1/20/2022

City: Burbank
 Project #: CA22_020022_0105

South Bound

Time	<15	15-19	20-24	25-29	30-34	35-39	40-44	45-49	50-54	55-59	60-64	65-69	70+	Total
00:00 AM	0	0	0	0	0	0	0	0	0	0	0	0	0	0
00:15	0	0	0	0	0	0	0	0	0	0	0	0	0	0
00:30	0	0	0	0	0	0	0	0	0	0	0	0	0	0
00:45	0	0	0	0	0	0	0	0	0	0	0	0	0	0
01:00	1	0	0	0	0	0	0	0	0	0	0	0	0	1
01:15	0	0	0	0	0	0	0	0	0	0	0	0	0	0
01:30	0	0	0	0	0	0	0	0	0	0	0	0	0	0
01:45	0	0	0	0	0	0	0	0	0	0	0	0	0	0
02:00	0	0	0	0	0	0	0	0	0	0	0	0	0	0
02:15	0	0	0	0	0	0	0	0	0	0	0	0	0	0
02:30	0	0	0	0	0	0	0	0	0	0	0	0	0	0
02:45	0	0	0	0	0	0	0	0	0	0	0	0	0	0
03:00	0	0	0	0	0	0	0	0	0	0	0	0	0	0
03:15	0	0	0	0	0	0	0	0	0	0	0	0	0	0
03:30	0	0	0	0	0	0	0	0	0	0	0	0	0	0
03:45	0	0	0	0	0	0	0	0	0	0	0	0	0	0
04:00	0	0	0	0	0	0	0	0	0	0	0	0	0	0
04:15	0	0	0	0	0	0	0	0	0	0	0	0	0	0
04:30	0	0	0	1	0	0	0	0	0	0	0	0	0	1
04:45	0	0	0	0	1	0	0	0	0	0	0	0	0	1
05:00	0	1	0	0	0	0	0	0	0	0	0	0	0	1
05:15	0	0	0	0	1	0	0	0	0	0	0	0	0	1
05:30	0	1	0	0	0	0	0	0	0	0	0	0	0	1
05:45	0	0	0	0	0	0	0	0	0	0	0	0	0	0
06:00	0	0	2	0	0	0	0	0	0	0	0	0	0	2
06:15	1	0	0	0	0	0	0	0	0	0	0	0	0	1
06:30	0	0	0	0	0	0	0	0	0	0	0	0	0	0
06:45	0	0	1	1	1	1	0	0	0	0	0	0	0	4
07:00	2	0	3	0	0	0	0	0	0	0	0	0	0	5
07:15	0	1	0	0	2	0	0	0	0	0	0	0	0	3
07:30	0	0	2	1	2	0	0	0	0	0	0	0	0	5
07:45	0	2	1	4	0	0	1	0	0	0	0	0	0	8
08:00	0	1	4	3	3	1	0	0	0	0	0	0	0	12
08:15	1	1	2	2	1	1	1	0	0	0	0	0	0	8
08:30	0	0	3	3	1	0	0	0	0	0	0	0	0	7
08:45	0	1	2	0	0	1	0	0	0	0	0	0	0	4
09:00	0	0	0	0	1	0	0	0	0	0	0	0	0	1
09:15	1	1	2	0	0	0	0	0	0	0	0	0	0	4
09:30	1	0	0	0	0	0	0	0	0	0	0	0	0	2
09:45	0	0	2	1	1	0	0	0	0	0	0	0	0	4
10:00	1	0	3	0	0	0	0	0	0	0	0	0	0	4
10:15	0	0	0	0	0	0	0	0	0	0	0	0	0	0
10:30	0	0	1	2	0	0	0	0	0	0	0	0	0	3
10:45	1	0	4	4	0	0	0	0	0	0	0	0	0	9
11:00	0	0	1	1	0	0	0	0	0	0	0	0	0	2
11:15	0	1	0	0	1	0	0	0	0	0	0	0	0	2
11:30	1	1	1	2	0	0	0	0	0	0	0	0	0	5
11:45	0	0	0	1	3	0	0	0	0	0	0	0	0	5
12:00 PM	0	1	1	2	2	1	1	0	0	0	0	0	0	8
12:15	0	2	0	2	1	0	0	0	0	0	0	0	0	5
12:30	0	0	1	2	2	1	0	0	0	0	0	0	0	6
12:45	2	0	1	3	0	0	1	0	0	0	0	0	0	8
13:00	0	1	2	3	1	2	0	0	0	0	0	0	0	8
13:15	0	1	1	2	0	0	1	0	0	0	0	0	0	5
13:30	0	0	1	2	4	0	1	0	0	0	0	0	0	8
13:45	0	1	0	1	0	2	0	0	0	0	0	0	0	4
14:00	0	0	2	1	1	0	0	0	0	0	0	0	0	4
14:15	0	1	2	1	1	0	0	0	0	0	0	0	0	5
14:30	0	1	1	3	0	0	0	0	0	0	0	0	0	5
14:45	1	0	0	1	0	1	2	0	0	0	0	0	0	5
15:00	0	0	0	1	2	2	0	0	0	0	0	0	0	5
15:15	0	2	0	4	6	1	0	0	0	0	0	0	0	13
15:30	0	0	0	1	3	0	0	0	0	0	0	0	0	4
15:45	0	0	1	3	2	1	0	0	0	0	0	0	0	7
16:00	0	0	0	0	0	1	0	0	0	0	0	0	0	1
16:15	0	0	1	2	0	0	0	0	0	0	0	0	0	3
16:30	0	0	0	2	1	0	0	0	0	0	0	0	0	3
16:45	0	0	4	1	1	0	0	0	0	0	0	0	0	6
17:00	0	0	3	5	0	1	1	0	0	0	0	0	0	10
17:15	0	0	4	0	0	0	0	0	0	0	0	0	0	4
17:30	1	0	0	3	3	1	0	0	0	0	0	0	0	8
17:45	0	0	2	2	0	2	0	0	0	0	0	0	0	6
18:00	0	0	0	3	0	0	0	0	0	0	0	0	0	3
18:15	0	0	1	2	1	0	0	0	0	0	0	0	0	4
18:30	0	0	0	0	0	0	0	0	0	0	0	0	0	0
18:45	0	1	1	0	0	1	0	0	0	0	0	0	0	3
19:00	0	1	0	0	0	1	0	0	0	0	0	0	0	2
19:15	0	0	1	1	1	0	0	0	0	0	0	0	0	2
19:30	0	0	1	2	0	0	0	0	0	0	0	0	0	3
19:45	0	1	0	1	0	0	0	0	0	0	0	0	0	2
20:00	1	0	0	1	0	2	0	0	0	0	0	0	0	4
20:15	1	0	2	1	2	0	0	0	0	0	0	0	0	6
20:30	0	0	0	0	1	0	0	0	0	0	0	0	0	1
20:45	0	0	0	0	0	0	0	0	0	0	0	0	0	0
21:00	0	1	0	0	0	0	0	0	0	0	0	0	0	1
21:15	0	0	0	0	0	0	0	0	0	0	0	0	0	0
21:30	0	0	1	0	0	0	0	0	0	0	0	0	0	1
21:45	0	0	0	0	0	1	0	0	0	0	0	0	0	1
22:00	0	0	1	1	0	1	1	0	0	0	0	0	0	4
22:15	0	0	0	0	1	0	0	0	0	0	0	0	0	1
22:30	0	0	0	1	0	0	0	0	0	0	0	0	0	1
22:45	0	0	1	0	0	0	0	0	0	0	0	0	0	1
23:00	1	0	0	0	0	0	0	0	0	0	0	0	0	1
23:15	0	0	0	0	0	0	0	0	0	0	0	0	0	0
23:30	0	0	0	2	1	0	0	0	0	0	0	0	0	3
23:45	0	0	0	0	0	0	0	0	0	0	0	0	0	0
ADT Totals	17	25	16	15	15	11	11							176
% of Totals	6%	9%	23%	28%	20%	13%	11%							100%
AM Volumes	30	12	34	20	17	7	3	0	0	0	0	0	0	309
% AMH	3%	4%	12%	9%	8%	2%	3%							37%
AM Peak Hour	06:15	07:15	08:00	07:45	11:45	08:00	07:30							07:45
Volume	3	4	11	12	8	3	2							35
PM Volumes	7	43	36	37	41	24	8	0	0	0	0	0	0	389
% PM	2%	4%	12%	19%	14%	8%	3%							63%
PM Peak Hour	12:00	12:00	16:30	17:30	15:00	12:15	12:45							12:45
Volume	1	3	11	20	13	1	2							29
Directional Peak Periods			AM 7-9			NOON 12-2			PM 4-6			Off Peak Volumes		
All Classes	Volume	←→	%	Volume	←→	%	Volume	←→	%	Volume	←→	%		
	52	←→	18%	52	←→	18%	41	←→	14%	149	←→	51%		
Street Name	Direction	15th	50th	Percentiles		85th	95th	ADT						
S Lamer St	North Bound	19	26			33	35	353						
S Lamer St	South Bound	20	27			35	39	294						

Prepared by National Data & Surveying Services
SPEED
 S Lamer St Bet. W Oak St & W Alameda Ave

Day: Thursday
 Date: 1/20/2022

City: Burbank
 Project #: CA22_020022_010

Summary

Time	<15	15-19	20-24	25-29	30-34	35-39	40-44	45-49	50-54	55-59	60-64	65-69	70+	Total
00:00 AM	0	0	0	0	0	0	0	0	0	0	0	0	0	0
00:15	0	0	0	0	0	0	0	0	0	0	0	0	0	0
00:30	0	0	0	0	0	0	0	0	0	0	0	0	0	0
00:45	0	1	0	0	0	0	0	0	0	0	0	0	0	1
01:00	1	0	0	0	0	0	0	0	0	0	0	0	0	1
01:15	0	0	0	0	1	1	0	0	0	0	0	0	0	2
01:30	0	0	0	0	0	0	0	0	0	0	0	0	0	0
01:45	0	0	0	0	0	0	0	0	0	0	0	0	0	0
02:00	0	0	0	0	0	0	0	0	0	0	0	0	0	0
02:15	0	0	0	0	0	0	0	0	0	0	0	0	0	0
02:30	0	0	0	0	0	0	0	0	0	0	0	0	0	0
02:45	0	0	0	0	0	0	0	0	0	0	0	0	0	0
03:00	0	0	0	0	0	0	0	0	0	0	0	0	0	0
03:15	0	0	0	0	0	0	0	0	0	0	0	0	0	0
03:30	0	0	0	0	0	0	0	0	0	0	0	0	0	0
03:45	0	0	0	0	0	0	0	0	0	0	0	0	0	0
04:00	0	0	0	0	0	0	0	0	0	0	0	0	0	0
04:15	0	0	0	0	0	0	0	0	0	0	0	0	0	0
04:30	0	0	0	1	0	0	0	0	0	0	0	0	0	1
04:45	0	0	0	0	1	0	0	0	0	0	0	0	0	1
05:00	0	1	0	0	0	0	0	0	0	0	0	0	0	1
05:15	0	0	0	0	1	0	0	0	0	0	0	0	0	1
05:30	0	1	1	0	0	0	0	0	0	0	0	0	0	2
05:45	0	0	0	0	0	0	0	0	0	0	0	0	0	0
06:00	0	0	2	1	0	0	0	0	0	0	0	0	0	3
06:15	1	0	1	0	0	0	0	0	0	0	0	0	0	2
06:30	0	0	0	0	0	0	0	0	0	0	0	0	0	0
06:45	0	0	1	2	1	1	0	0	0	0	0	0	0	5
07:00	2	1	4	0	1	0	0	0	0	0	0	0	0	8
07:15	0	1	0	1	3	0	0	0	0	0	0	0	0	5
07:30	1	2	2	5	2	0	0	0	0	0	0	0	0	12
07:45	1	3	6	8	1	0	1	0	0	0	0	0	0	20
08:00	0	2	6	6	4	1	0	0	0	0	0	0	0	19
08:15	1	4	3	3	2	1	1	0	0	0	0	0	0	15
08:30	0	0	4	4	1	0	0	0	0	0	0	0	0	9
08:45	0	1	4	3	1	1	0	0	0	0	0	0	0	10
09:00	0	0	0	0	2	1	0	0	0	0	0	0	0	3
09:15	2	1	4	0	1	0	0	0	0	0	0	0	0	8
09:30	0	2	2	2	0	1	0	0	0	0	0	0	0	7
09:45	1	1	2	3	2	1	0	0	0	0	0	0	0	10
10:00	1	0	3	0	2	0	0	0	0	0	0	0	0	6
10:15	2	0	1	2	1	0	1	0	0	0	0	0	0	7
10:30	0	3	2	5	1	0	0	0	0	0	0	0	0	12
10:45	3	1	5	5	1	0	0	0	0	0	0	0	0	15
11:00	0	0	3	1	0	0	0	0	0	0	0	0	0	4
11:15	0	1	2	3	2	1	0	0	0	0	0	0	0	9
11:30	1	2	3	5	3	0	0	0	0	0	0	0	0	14
11:45	1	1	1	3	4	1	0	0	0	0	0	0	0	11
12:00 PM	0	1	3	2	2	1	1	0	0	0	0	0	0	10
12:15	0	2	5	3	1	0	0	0	0	0	0	0	0	11
12:30	0	2	1	5	4	1	1	0	0	0	0	0	0	14
12:45	2	0	3	6	2	1	1	0	0	0	0	0	0	15
13:00	0	2	2	3	3	2	0	0	0	0	0	0	0	12
13:15	1	1	4	7	1	0	1	0	0	0	0	0	0	15
13:30	0	0	1	3	5	0	1	0	0	0	0	0	0	10
13:45	0	1	4	3	1	3	0	0	0	0	0	0	0	12
14:00	0	0	3	3	4	1	0	0	0	0	0	0	0	11
14:15	2	2	7	2	2	0	0	0	0	0	0	0	0	15
14:30	1	1	2	2	5	0	0	0	0	0	0	0	0	11
14:45	3	2	6	2	1	3	2	0	0	0	0	0	0	19
15:00	0	3	0	4	4	2	0	0	0	0	0	0	0	13
15:15	0	2	5	5	8	1	0	0	0	0	0	0	0	21
15:30	0	0	2	4	6	0	0	0	0	0	0	0	0	12
15:45	1	1	3	7	5	1	0	0	0	0	0	0	0	18
16:00	0	1	1	3	0	1	0	0	0	0	0	0	0	6
16:15	0	2	6	6	1	0	0	0	0	0	0	0	0	15
16:30	1	0	3	1	3	2	0	0	0	0	0	0	0	10
16:45	0	1	5	4	1	0	0	0	0	0	0	0	0	11
17:00	0	2	4	6	1	1	1	0	0	0	0	0	0	15
17:15	0	1	7	0	1	0	0	0	0	0	0	0	0	9
17:30	1	0	1	7	6	1	0	0	0	0	0	0	0	16
17:45	0	0	3	8	2	2	0	0	0	0	0	0	0	15
18:00	0	0	2	5	1	1	0	0	0	0	0	0	0	9
18:15	0	0	3	5	1	0	0	0	0	0	0	0	0	9
18:30	0	0	1	0	2	0	0	0	0	0	0	0	0	3
18:45	0	1	1	2	2	1	0	0	0	0	0	0	0	7
19:00	0	2	2	1	0	1	0	0	0	0	0	0	0	6
19:15	0	1	0	1	3	0	0	0	0	0	0	0	0	5
19:30	0	0	1	6	0	0	0	0	0	0	0	0	0	7
19:45	0	1	0	3	2	0	0	0	0	0	0	0	0	8
20:00	1	2	1	1	1	3	0	0	0	0	0	0	0	9
20:15	1	0	4	1	3	0	0	0	0	0	0	0	0	9
20:30	0	0	0	1	2	0	0	0	0	0	0	0	0	3
20:45	0	0	1	0	0	1	0	0	0	0	0	0	0	3
21:00	0	1	1	3	0	0	0	0	0	0	0	0	0	5
21:15	0	0	0	0	0	0	0	0	0	0	0	0	0	0
21:30	0	0	2	0	0	0	0	0	0	0	0	0	0	2
21:45	0	0	0	0	1	1	0	0	0	0	0	0	0	2
22:00	0	0	2	2	0	1	1	0	0	0	0	0	0	6
22:15	0	1	0	1	0	0	0	0	0	0	0	0	0	2
22:30	0	0	1	1	0	0	0	0	0	0	0	0	0	2
22:45	0	0	1	1	0	1	0	0	0	0	0	0	0	3
23:00	1	0	0	0	1	0	0	0	0	0	0	0	0	2
23:15	0	0	0	0	0	0	0	0	0	0	0	0	0	0
23:30	0	0	0	2	1	0	0	0	0	0	0	0	0	3
23:45	0	0	0	0	0	1	0	0	0	0	0	0	0	1
ADT	15	14	16	14	17	17	11	11						147
% of Totals	5%	5%	26%	30%	20%	20%	7%	2%						100%
AM Volumes	20	27	62	63	38	11	4	0	0	0	0	0	0	225
% AM	3%	4%	10%	10%	6%	2%	1%	0%	0%	0%	0%	0%	0%	35%
AM Peak Hour	09:15	07:30	07:45	07:30	11:15	08:00	07:30							07:30
Volume	6	11	19	22	11	3	2							66
PM Volumes	15	37	108	141	91	26	9	0	0	0	0	0	0	452
% PM	2%	6%	16%	20%	14%	6%	3%							65%
PM Peak Hour	14:00	14:15	16:30	17:30	15:00	14:30	12:30							14:45
Volume	1	1	8	19	25	23	1							65
Directional Peak Periods			AM 7-9			NOON 12-2			PM 4-6			Off Peak Volumes		
All Classes	Volume		98			99			97			353		
	%		15%			15%			15%			55%		
Street Name	Direction	15th	50th	Average		85th	95th	ADT						
S Lamer St	Summary	20	27	26		34	38	647						

SPEED

S Lamer St Bet. W Oak St & W Alameda Ave

Day: Thursday
Date: 1/20/2022

City: Burbank
Project #: CA22_020022_010n

North Bound

Time	< 15	15 - 19	20 - 24	25 - 29	30 - 34	35 - 39	40 - 44	45 - 49	50 - 54	55 - 59	60 - 64	65 - 69	70 +	Total
00:00 AM	0	1	0	0	0	0	0	0	0	0	0	0	0	1
01:00	0	0	0	0	1	1	0	0	0	0	0	0	0	2
02:00	0	0	0	0	0	0	0	0	0	0	0	0	0	0
03:00	0	0	0	0	0	0	0	0	0	0	0	0	0	0
04:00	0	0	0	0	0	0	0	0	0	0	0	0	0	0
05:00	0	0	1	0	0	0	0	0	0	0	0	0	0	1
06:00	0	0	1	2	0	0	0	0	0	0	0	0	0	3
07:00	2	4	6	9	3	0	0	0	0	0	0	0	0	24
08:00	0	4	6	8	4	0	0	0	0	0	0	0	0	22
09:00	3	1	4	4	3	2	0	0	0	0	0	0	0	17
10:00	4	3	3	6	5	0	1	0	0	0	0	0	0	22
11:00	1	2	7	8	5	1	0	0	0	0	0	0	0	24
12:00 PM	0	2	9	7	4	0	1	0	0	0	0	0	0	23
13:00	1	1	7	9	5	1	0	0	0	0	0	0	0	24
14:00	5	4	13	5	7	3	0	0	0	0	0	0	0	37
15:00	1	4	9	11	10	0	0	0	0	0	0	0	0	35
16:00	1	4	10	11	2	1	0	0	0	0	0	0	0	29
17:00	0	3	6	11	7	0	0	0	0	0	0	0	0	27
18:00	0	0	5	7	5	1	0	0	0	0	0	0	0	18
19:00	0	2	2	7	4	2	0	0	0	0	0	0	0	17
20:00	0	3	3	1	4	2	0	0	0	0	0	0	0	13
21:00	0	0	2	3	1	0	0	0	0	0	0	0	0	6
22:00	0	1	2	2	0	1	0	0	0	0	0	0	0	6
23:00	0	0	0	0	1	1	0	0	0	0	0	0	0	2
Totals	18	39	96	111	71	16	2							353
% of Totals	5%	11%	27%	31%	20%	5%	1%							100%

AM Volumes	10	15	28	37	21	4	1	0	0	0	0	0	0	116
% AM	3%	4%	8%	10%	6%	1%	0%							33%
AM Peak Hour	10:00	07:00	11:00	07:00	10:00	09:00	10:00							07:00
Volume	4	4	7	9	5	2	1							24
PM Volumes	8	24	68	74	50	12	1	0	0	0	0	0	0	237
% PM	2%	7%	19%	21%	14%	3%	0%							67%
PM Peak Hour	14:00	14:00	14:00	15:00	15:00	14:00	12:00							14:00
Volume	5	4	13	11	10	3	1							37
Directional Peak Periods All Speeds	AM 7-9		NOON 12-2		PM 4-6		Off Peak Volumes							
	Volume		Volume		Volume		Volume		Volume		Volume		Volume	
	46	↔	47	↔	56	↔	204	↔						
		13%		13%		16%		58%						

Street Name	Direction	Percentiles					
		15th	50th	Average	85th	95th	ADT
S Lamer St	North Bound	19	26	26	33	35	353
S Lamer St	South Bound	20	27	27	35	39	294

SPEED

S Lamer St Bet. W Oak St & W Alameda Ave

Day: Thursday
Date: 1/20/2022

City: Burbank
Project #: CA22_020022_010s

South Bound

Time	< 15	15 - 19	20 - 24	25 - 29	30 - 34	35 - 39	40 - 44	45 - 49	50 - 54	55 - 59	60 - 64	65 - 69	70 +	Total
00:00 AM	0	0	0	0	0	1	0	0	0	0	0	0	0	1
01:00	1	0	0	0	0	0	0	0	0	0	0	0	0	1
02:00	0	0	0	0	0	0	0	0	0	0	0	0	0	0
03:00	0	0	0	0	0	0	0	0	0	0	0	0	0	0
04:00	0	0	0	1	1	0	0	0	0	0	0	0	0	2
05:00	0	2	0	0	1	0	0	0	0	0	0	0	0	3
06:00	1	0	3	1	1	1	0	0	0	0	0	0	0	7
07:00	2	3	6	5	4	0	1	0	0	0	0	0	0	21
08:00	1	3	11	8	4	3	1	0	0	0	0	0	0	31
09:00	2	1	4	1	2	1	0	0	0	0	0	0	0	11
10:00	2	1	8	6	0	0	1	0	0	0	0	0	0	18
11:00	1	2	2	4	4	1	0	0	0	0	0	0	0	14
12:00 PM	2	3	3	9	5	3	2	0	0	0	0	0	0	27
13:00	0	3	4	7	5	4	2	0	0	0	0	0	0	25
14:00	1	1	5	4	5	1	2	0	0	0	0	0	0	19
15:00	0	2	1	9	13	4	0	0	0	0	0	0	0	29
16:00	0	0	5	3	3	2	0	0	0	0	0	0	0	13
17:00	1	0	9	10	3	4	1	0	0	0	0	0	0	28
18:00	0	1	2	5	1	1	0	0	0	0	0	0	0	10
19:00	0	2	1	4	1	1	0	0	0	0	0	0	0	9
20:00	2	0	2	2	3	2	0	0	0	0	0	0	0	11
21:00	0	1	1	0	0	1	0	0	0	0	0	0	0	3
22:00	0	0	2	2	1	1	1	0	0	0	0	0	0	7
23:00	1	0	0	2	1	0	0	0	0	0	0	0	0	4
Totals	17	25	69	83	58	31	11							294
% of Totals	6%	9%	23%	28%	20%	11%	4%							100%

AM Volumes	10	12	34	26	17	7	3	0	0	0	0	0	0	109			
% AM	3%	4%	12%	9%	6%	2%	1%							37%			
AM Peak Hour	07:00	07:00	08:00	08:00	07:00	08:00	07:00							08:00			
Volume	2	3	11	8	4	3	1							31			
PM Volumes	7	13	35	57	41	24	8	0	0	0	0	0	0	185			
% PM	2%	4%	12%	19%	14%	8%	3%							63%			
PM Peak Hour	12:00	12:00	17:00	17:00	15:00	13:00	12:00							15:00			
Volume	2	3	9	10	13	4	2							29			
Directional Peak Periods		AM 7-9				NOON 12-2			PM 4-6			Off Peak Volumes					
All Speeds		Volume	↔		%	Volume	↔		%	Volume	↔		%	Volume	↔		%
		52			18%	52			18%	41			14%	149			51%

Street Name	Direction	Percentiles					
		15th	50th	Average	85th	95th	ADT
S Lamer St	North Bound	19	26	26	33	35	353
S Lamer St	South Bound	20	27	27	35	39	294

SPEED

S Lamer St Bet. W Oak St & W Alameda Ave

Day: Thursday
Date: 1/20/2022

City: Burbank
Project #: CA22_020022_010

Summary

Time	< 15	15 - 19	20 - 24	25 - 29	30 - 34	35 - 39	40 - 44	45 - 49	50 - 54	55 - 59	60 - 64	65 - 69	70 +	Total
00:00 AM	0	1	0	0	0	1	0	0	0	0	0	0	0	2
01:00	1	0	0	0	1	1	0	0	0	0	0	0	0	3
02:00	0	0	0	0	0	0	0	0	0	0	0	0	0	0
03:00	0	0	0	0	0	0	0	0	0	0	0	0	0	0
04:00	0	0	0	1	1	0	0	0	0	0	0	0	0	2
05:00	0	2	1	0	1	0	0	0	0	0	0	0	0	4
06:00	1	0	4	3	1	1	0	0	0	0	0	0	0	10
07:00	4	7	12	14	7	0	1	0	0	0	0	0	0	45
08:00	1	7	17	16	8	3	1	0	0	0	0	0	0	53
09:00	5	2	8	5	5	3	0	0	0	0	0	0	0	28
10:00	6	4	11	12	5	0	2	0	0	0	0	0	0	40
11:00	2	4	9	12	9	2	0	0	0	0	0	0	0	38
12:00 PM	2	5	12	16	9	3	3	0	0	0	0	0	0	50
13:00	1	4	11	16	10	5	2	0	0	0	0	0	0	49
14:00	6	5	18	9	12	4	2	0	0	0	0	0	0	56
15:00	1	6	10	20	23	4	0	0	0	0	0	0	0	64
16:00	1	4	15	14	5	3	0	0	0	0	0	0	0	42
17:00	1	3	15	21	10	4	1	0	0	0	0	0	0	55
18:00	0	1	7	12	6	2	0	0	0	0	0	0	0	28
19:00	0	4	3	11	5	3	0	0	0	0	0	0	0	26
20:00	2	3	5	3	7	4	0	0	0	0	0	0	0	24
21:00	0	1	3	3	1	1	0	0	0	0	0	0	0	9
22:00	0	1	4	4	1	2	1	0	0	0	0	0	0	13
23:00	1	0	0	2	2	1	0	0	0	0	0	0	0	6
Totals	35	64	165	194	129	47	13							647
% of Totals	5%	10%	26%	30%	20%	7%	2%							100%

AM Volumes	20	27	62	63	38	11	4	0	0	0	0	0	0	225		
% AM	3%	4%	10%	10%	6%	2%	1%							35%		
AM Peak Hour	10:00	07:00	08:00	08:00	11:00	08:00	10:00							08:00		
Volume	6	7	17	16	9	3	2							53		
PM Volumes	15	37	103	131	91	36	9	0	0	0	0	0	0	422		
% PM	2%	6%	16%	20%	14%	6%	1%							65%		
PM Peak Hour	14:00	15:00	14:00	17:00	15:00	13:00	12:00							15:00		
Volume	6	6	18	21	23	5	3							64		
Directional Peak Periods		AM 7-9				NOON 12-2				PM 4-6				Off Peak Volumes		
All Speeds		Volume	↔		%	Volume	↔		%	Volume	↔		%	Volume	↔	
		98			15%	99			15%	97			15%	353		

Street Name	Direction	Percentiles					
		15th	50th	Average	85th	95th	ADT
S Lamer St	Summary	20	27	26	34	38	647

VOLUME

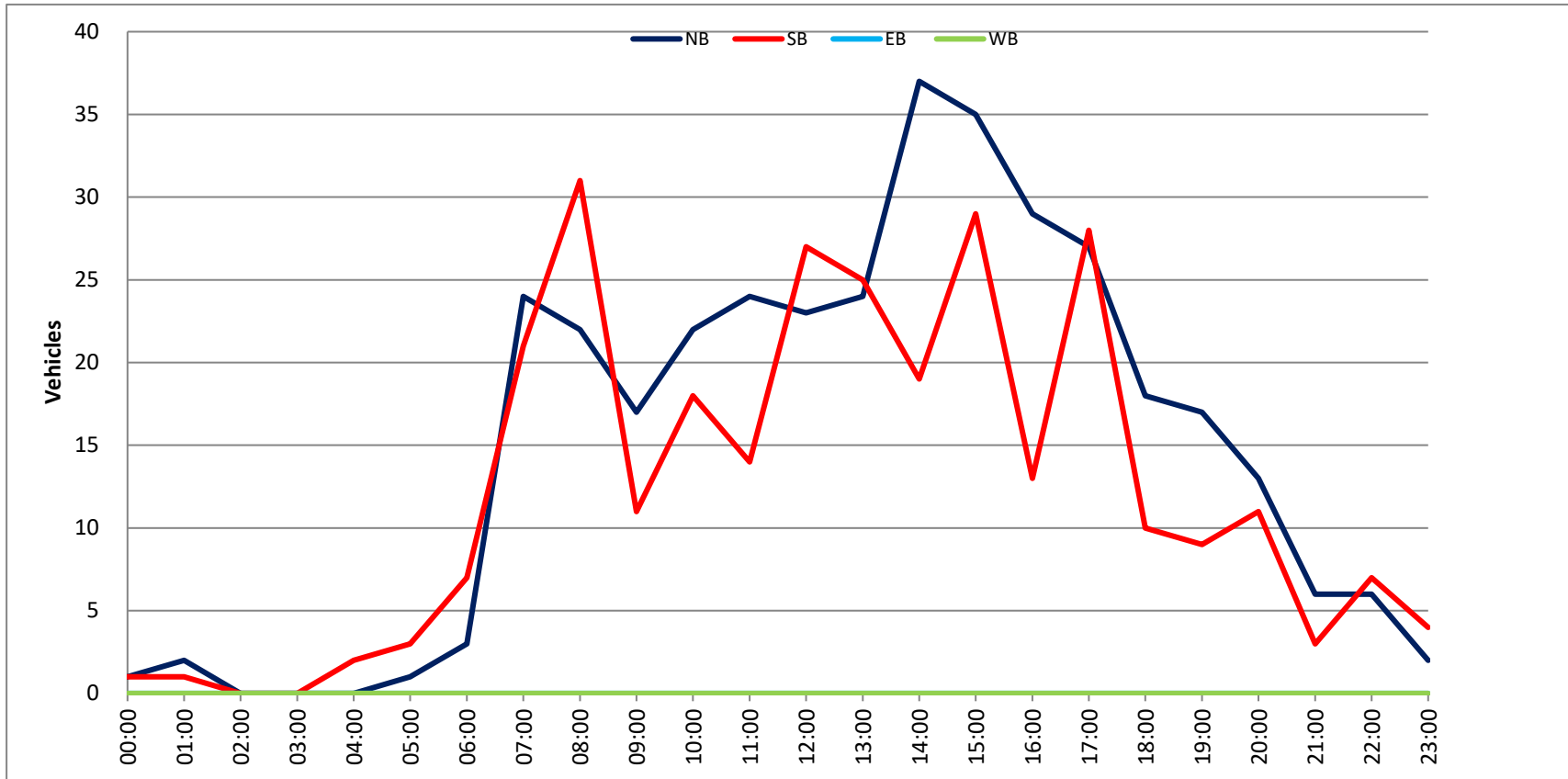
S Lamer St Bet. W Oak St & W Alameda Ave

Day: Thursday
 Date: 1/20/2022

City: Burbank
 Project #: CA22_020022_010

DAILY TOTALS					NB	SB	EB	WB	Total		
					353	294	0	0	647		
AM Period	NB	SB	EB	WB	TOTAL	PM Period	NB	SB	EB	WB	TOTAL
00:00	0	0	0	0		12:00	2	8	0	0	10
00:15	0	1	0	0	1	12:15	6	5	0	0	11
00:30	0	0	0	0		12:30	8	6	0	0	14
00:45	1	1	0	0	2	12:45	7	23	8	27	50
01:00	0	1	0	0	1	13:00	4	8	0	0	12
01:15	2	0	0	0	2	13:15	10	5	0	0	15
01:30	0	0	0	0		13:30	2	8	0	0	10
01:45	0	2	0	1	3	13:45	8	24	4	25	49
02:00	0	0	0	0		14:00	7	4	0	0	11
02:15	0	0	0	0		14:15	10	5	0	0	15
02:30	0	0	0	0		14:30	6	5	0	0	11
02:45	0	0	0	0		14:45	14	37	5	19	56
03:00	0	0	0	0		15:00	8	5	0	0	13
03:15	0	0	0	0		15:15	8	13	0	0	21
03:30	0	0	0	0		15:30	8	4	0	0	12
03:45	0	0	0	0		15:45	11	35	7	29	64
04:00	0	0	0	0		16:00	5	1	0	0	6
04:15	0	0	0	0		16:15	12	3	0	0	15
04:30	0	1	0	0	1	16:30	7	3	0	0	10
04:45	0	1	2	0	2	16:45	5	29	6	13	42
05:00	0	1	0	0	1	17:00	5	10	0	0	15
05:15	0	1	0	0	1	17:15	5	4	0	0	9
05:30	1	1	0	0	2	17:30	8	8	0	0	16
05:45	0	1	0	3	4	17:45	9	27	6	28	55
06:00	1	2	0	0	3	18:00	6	3	0	0	9
06:15	1	1	0	0	2	18:15	5	4	0	0	9
06:30	0	0	0	0		18:30	3	0	0	0	3
06:45	1	3	4	7	10	18:45	4	18	3	10	28
07:00	3	5	0	0	8	19:00	4	2	0	0	6
07:15	2	3	0	0	5	19:15	3	2	0	0	5
07:30	7	5	0	0	12	19:30	4	3	0	0	7
07:45	12	24	8	21	45	19:45	6	17	2	9	26
08:00	7	12	0	0	19	20:00	5	4	0	0	9
08:15	7	8	0	0	15	20:15	3	6	0	0	9
08:30	2	7	0	0	9	20:30	2	1	0	0	3
08:45	6	22	4	31	53	20:45	3	13	0	11	24
09:00	2	1	0	0	3	21:00	4	1	0	0	5
09:15	4	4	0	0	8	21:15	0	0	0	0	
09:30	5	2	0	0	7	21:30	1	1	0	0	2
09:45	6	17	4	11	28	21:45	1	6	1	3	9
10:00	2	4	0	0	6	22:00	2	4	0	0	6
10:15	7	0	0	0	7	22:15	1	1	0	0	2
10:30	7	5	0	0	12	22:30	1	1	0	0	2
10:45	6	22	9	18	40	22:45	2	6	1	7	13
11:00	2	2	0	0	4	23:00	1	1	0	0	2
11:15	7	2	0	0	9	23:15	0	0	0	0	
11:30	9	5	0	0	14	23:30	0	3	0	0	3
11:45	6	24	5	14	38	23:45	1	2	0	4	6
TOTALS	116	109			225	TOTALS	237	185			422
SPLIT %	51.6%	48.4%			34.8%	SPLIT %	56.2%	43.8%			65.2%

DAILY TOTALS					NB	SB	EB	WB	Total
					353	294	0	0	647
AM Peak Hour	07:30	07:45		07:30	PM Peak Hour	14:15	12:45		14:45
AM Pk Volume	33	35		66	PM Pk Volume	38	29		65
Pk Hr Factor	0.688	0.729		0.825	Pk Hr Factor	0.679	0.906		0.774
7 - 9 Volume	46	52	0	98	4 - 6 Volume	56	41	0	97
7 - 9 Peak Hour	07:30	07:45		07:30	4 - 6 Peak Hour	16:00	16:45		17:00
7 - 9 Pk Volume	33	35	0	66	4 - 6 Pk Volume	29	28	0	55
Pk Hr Factor	0.688	0.729	0.000	0.825	Pk Hr Factor	0.604	0.700	0.000	0.859



Prepared by National Data & Surveying Services
SPEED
 S Lamer St Bet. W Olive Ave & W Oak St

Day: Tuesday
 Date: 1/18/2022

City: Burbank
 Project #: CA22_020022_009n

North Bound

Time	<15	15-19	20-24	25-29	30-34	35-39	40-44	45-49	50-54	55-59	60-64	65-69	70+	Total
00:00 AM	0	0	0	0	0	0	0	0	0	0	0	0	0	0
00:15	0	0	1	0	0	0	0	0	0	0	0	0	0	1
00:30	0	0	0	0	0	0	0	0	0	0	0	0	0	0
00:45	0	0	0	0	0	0	0	0	0	0	0	0	0	0
01:00	0	0	0	0	0	0	0	0	0	0	0	0	0	0
01:15	1	0	0	0	0	0	0	0	0	0	0	0	0	1
01:30	0	0	0	0	0	0	0	0	0	0	0	0	0	0
01:45	0	0	0	0	0	0	0	0	0	0	0	0	0	0
02:00	0	0	0	0	0	0	0	0	0	0	0	0	0	0
02:15	0	0	1	0	0	1	0	0	0	0	0	0	0	2
02:30	0	0	0	0	0	0	0	0	0	0	0	0	0	0
02:45	0	0	0	0	0	0	0	0	0	0	0	0	0	0
03:00	0	0	0	0	0	0	0	0	0	0	0	0	0	0
03:15	0	0	0	0	0	0	0	0	0	0	0	0	0	0
03:30	0	0	0	0	0	0	0	0	0	0	0	0	0	0
03:45	0	0	0	0	0	0	0	0	0	0	0	0	0	0
04:00	0	0	0	0	0	0	0	0	0	0	0	0	0	0
04:15	0	0	0	0	0	0	0	0	0	0	0	0	0	0
04:30	0	0	0	0	0	0	0	0	0	0	0	0	0	0
04:45	0	1	0	0	0	0	0	0	0	0	0	0	0	1
05:00	0	0	0	1	0	0	0	0	0	0	0	0	0	1
05:15	0	0	0	0	0	0	0	0	0	0	0	0	0	0
05:30	0	0	0	0	0	0	0	0	0	0	0	0	0	0
05:45	0	0	0	0	0	0	0	0	0	0	0	0	0	0
06:00	0	0	0	0	0	0	0	0	0	0	0	0	0	0
06:15	0	0	1	0	2	0	0	0	0	0	0	0	0	3
06:30	0	0	2	0	1	0	0	0	0	0	0	0	0	3
06:45	0	0	1	0	1	0	0	0	0	0	0	0	0	2
07:00	0	0	1	0	0	0	0	0	0	0	0	0	0	1
07:15	0	1	3	1	0	0	0	0	0	0	0	0	0	5
07:30	2	2	1	3	0	0	0	0	0	0	0	0	0	8
07:45	1	3	4	3	6	0	0	0	0	0	0	0	0	17
08:00	2	1	1	0	0	1	0	0	0	0	0	0	0	5
08:15	0	0	4	4	1	0	0	0	0	0	0	0	0	9
08:30	1	2	2	2	2	0	0	0	0	0	0	0	0	9
08:45	1	0	1	2	0	0	0	0	0	0	0	0	0	4
09:00	0	0	2	1	0	1	0	0	0	0	0	0	0	4
09:15	0	0	0	2	1	0	0	0	0	0	0	0	0	3
09:30	0	0	0	2	1	0	0	0	0	0	0	0	0	3
09:45	0	0	0	0	0	1	0	0	0	0	0	0	0	1
10:00	0	2	1	2	2	0	0	0	0	0	0	0	0	7
10:15	0	2	4	0	1	0	0	0	0	0	0	0	0	7
10:30	1	1	2	1	0	0	0	0	0	0	0	0	0	6
10:45	1	0	0	2	0	0	0	0	0	0	0	0	0	3
11:00	0	3	1	2	0	0	0	0	0	0	0	0	0	6
11:15	1	2	0	2	2	0	0	0	0	0	0	0	0	7
11:30	0	0	4	1	2	1	0	0	0	0	0	0	0	8
11:45	0	0	3	2	1	0	0	0	0	0	0	0	0	6
12:00 PM	0	0	2	0	2	0	0	0	0	0	0	0	0	4
12:15	0	0	1	0	2	0	0	0	0	0	0	0	0	3
12:30	0	2	2	1	1	0	0	0	0	0	0	0	0	6
12:45	0	0	0	0	1	0	0	0	0	0	0	0	0	1
13:00	2	1	1	2	4	0	0	0	0	0	0	0	0	10
13:15	0	0	2	0	0	0	0	0	0	0	0	0	0	2
13:30	0	0	2	2	1	0	0	0	0	0	0	0	0	5
13:45	0	2	1	3	1	1	0	0	0	0	0	0	0	8
14:00	2	0	2	0	0	0	0	0	0	0	0	0	0	4
14:15	0	0	3	2	1	0	0	0	0	0	0	0	0	6
14:30	0	1	2	2	1	1	0	0	0	0	0	0	0	7
14:45	0	1	5	1	1	1	0	0	0	0	0	0	0	9
15:00	1	0	0	1	0	0	0	0	0	0	0	0	0	4
15:15	0	2	0	0	1	0	0	0	0	0	0	0	0	2
15:30	1	0	1	1	0	0	0	0	0	0	0	0	0	3
15:45	0	1	3	1	0	0	0	0	0	0	0	0	0	5
16:00	0	3	1	0	0	0	0	0	0	0	0	0	0	4
16:15	1	1	3	4	1	0	0	0	0	0	0	0	0	10
16:30	0	0	0	2	0	0	0	0	0	0	0	0	0	2
16:45	0	1	1	3	0	0	0	0	0	0	0	0	0	5
17:00	0	1	2	2	2	0	0	0	0	0	0	0	0	7
17:15	1	0	1	1	0	0	0	0	0	0	0	0	0	3
17:30	0	0	2	3	1	0	0	0	0	0	0	0	0	6
17:45	0	0	1	1	2	0	0	0	0	0	0	0	0	4
18:00	0	1	0	1	0	0	0	0	0	0	0	0	0	2
18:15	0	2	1	2	0	0	0	0	0	0	0	0	0	5
18:30	1	0	0	4	0	0	0	0	0	0	0	0	0	5
18:45	0	0	1	4	0	0	0	0	0	0	0	0	0	5
19:00	0	0	1	3	2	0	0	0	0	0	0	0	0	6
19:15	0	0	0	3	2	0	0	0	0	0	0	0	0	5
19:30	1	0	0	1	0	0	0	0	0	0	0	0	0	2
19:45	0	0	0	2	1	0	0	0	0	0	0	0	0	3
20:00	1	0	1	0	0	0	0	0	0	0	0	0	0	2
20:15	0	0	0	1	1	0	0	0	0	0	0	0	0	2
20:30	0	0	0	0	1	0	0	0	0	0	0	0	0	1
20:45	1	0	0	0	1	0	0	0	0	0	0	0	0	2
21:00	0	0	0	1	1	0	0	0	0	0	0	0	0	2
21:15	0	0	0	1	0	0	0	0	0	0	0	0	0	1
21:30	0	0	0	0	0	0	0	0	0	0	0	0	0	0
21:45	0	0	0	0	0	0	0	0	0	0	0	0	0	0
22:00	0	0	0	0	0	0	0	0	0	0	0	0	0	0
22:15	0	1	1	0	0	0	0	0	0	0	0	0	0	2
22:30	0	0	0	0	0	0	0	0	0	0	0	0	0	0
22:45	0	0	0	0	0	0	0	0	0	0	0	0	0	0
23:00	0	0	0	0	0	0	0	0	0	0	0	0	0	0
23:15	0	0	0	0	1	0	0	0	0	0	0	0	0	1
23:30	0	0	0	0	0	0	0	0	0	0	0	0	0	0
23:45	0	0	2	0	0	0	0	0	0	0	0	0	0	2
ADT Totals	22	14	18	17	15	8								100
% of Totals	8%	13%	20%	20%	18%	3%								100%

AM Volumes	11	20	30	31	25	6	0	0	0	0	0	0	0	0	133
% AMH	4%	7%	13%	10%	8%	2%									44%
AM Peak Hour Volume	7	7	11	10	9	3									74%
PM Volumes	12	20	48	36	31	9	0	0	0	0	0	0	0	0	56%
% PMH	4%	7%	16%	18%	10%	3%									56%
PM Peak Hour Volume	12	15	14	18	13	7									14

Directional Peak Periods		AM 7-9		NOON 12-2		PM 4-6		Off Peak Volumes	
All Classes	Volume	%	Volume	%	Volume	%	Volume	%	Volume
	58	19%	39	13%	41	14%	165	54%	

Street Name	Direction	Percentiles					ADT
		15th	50th	Average	85th	95th	
S Lamer St	North Bound	18	25	32	34	303	
S Lamer St	South Bound	16	24	23	30	190	

SPEED

S Lamer St Bet. W Olive Ave & W Oak St

Day: Tuesday
Date: 1/18/2022

City: Burbank
Project #: CA22_020022_0095

South Bound

Time	<15	15-19	20-24	25-29	30-34	35-39	40-44	45-49	50-54	55-59	60-64	65-69	70+	Total
00:00 AM	0	0	0	0	0	0	0	0	0	0	0	0	0	0
00:15	0	0	0	0	0	0	0	0	0	0	0	0	0	0
00:30	0	0	0	0	0	0	0	0	0	0	0	0	0	0
00:45	0	0	0	0	0	0	0	0	0	0	0	0	0	0
01:00	0	0	0	0	0	0	0	0	0	0	0	0	0	0
01:15	0	0	0	0	0	0	0	0	0	0	0	0	0	0
01:30	1	0	0	0	0	0	0	0	0	0	0	0	0	1
01:45	0	0	0	0	0	0	0	0	0	0	0	0	0	0
02:00	0	0	0	0	0	0	0	0	0	0	0	0	0	0
02:15	0	0	0	0	0	0	0	0	0	0	0	0	0	0
02:30	0	0	0	0	0	0	0	0	0	0	0	0	0	0
02:45	0	1	0	0	0	0	0	0	0	0	0	0	0	1
03:00	0	0	0	0	0	0	0	0	0	0	0	0	0	0
03:15	0	0	0	0	0	0	0	0	0	0	0	0	0	0
03:30	0	0	0	0	0	0	0	0	0	0	0	0	0	0
03:45	0	0	0	0	0	0	0	0	0	0	0	0	0	0
04:00	0	0	0	0	0	0	0	0	0	0	0	0	0	0
04:15	0	0	0	0	0	0	0	0	0	0	0	0	0	0
04:30	0	0	0	0	0	0	0	0	0	0	0	0	0	0
04:45	0	0	0	0	0	0	0	0	0	0	0	0	0	0
05:00	0	1	0	0	0	0	0	0	0	0	0	0	0	1
05:15	0	0	0	1	0	0	0	0	0	0	0	0	0	1
05:30	0	0	0	0	0	0	0	0	0	0	0	0	0	0
05:45	0	0	0	0	0	0	0	0	0	0	0	0	0	0
06:00	0	0	0	0	0	0	0	0	0	0	0	0	0	0
06:15	0	0	0	0	0	0	0	0	0	0	0	0	0	0
06:30	0	0	0	0	0	0	0	0	0	0	0	0	0	0
06:45	0	1	1	0	1	0	0	0	0	0	0	0	0	3
07:00	0	0	0	2	0	0	0	0	0	0	0	0	0	2
07:15	0	0	0	1	0	0	0	0	0	0	0	0	0	1
07:30	0	1	0	1	1	0	0	0	0	0	0	0	0	3
07:45	1	0	2	2	0	0	0	0	0	0	0	0	0	5
08:00	0	0	3	1	0	0	0	0	0	0	0	0	0	4
08:15	0	1	0	0	0	0	0	0	0	0	0	0	0	1
08:30	1	1	1	2	0	0	0	0	0	0	0	0	0	5
08:45	0	1	2	1	0	0	0	0	0	0	0	0	0	4
09:00	0	0	1	1	0	0	0	0	0	0	0	0	0	2
09:15	3	0	1	0	0	0	0	0	0	0	0	0	0	4
09:30	0	0	0	2	0	0	0	0	0	0	0	0	0	2
09:45	0	2	2	0	0	0	0	0	0	0	0	0	0	4
10:00	0	0	2	0	0	0	0	0	0	0	0	0	0	2
10:15	2	1	0	2	0	0	0	0	0	0	0	0	0	5
10:30	0	0	1	0	0	0	1	0	0	0	0	0	0	2
10:45	1	0	2	1	0	0	0	0	0	0	0	0	0	4
11:00	0	1	0	1	0	0	0	0	0	0	0	0	0	2
11:15	1	0	1	2	0	0	0	0	0	0	0	0	0	4
11:30	0	1	2	1	0	0	0	0	0	0	0	0	0	4
11:45	0	0	0	3	0	0	0	0	0	0	0	0	0	3
12:00 PM	0	1	1	2	0	0	0	0	0	0	0	0	0	4
12:15	0	0	2	3	0	1	0	0	0	0	0	0	0	6
12:30	1	0	1	0	0	0	0	0	0	0	0	0	0	2
12:45	0	1	2	1	0	0	0	0	0	0	0	0	0	4
13:00	0	0	1	2	0	0	0	0	0	0	0	0	0	3
13:15	1	1	3	3	0	0	0	0	0	0	0	0	0	8
13:30	2	1	5	1	0	0	0	0	0	0	0	0	0	9
13:45	0	0	0	1	0	0	0	0	0	0	0	0	0	1
14:00	0	1	2	1	1	0	0	0	0	0	0	0	0	5
14:15	0	0	0	0	0	0	0	0	0	0	0	0	0	0
14:30	0	0	1	1	1	0	0	0	0	0	0	0	0	3
14:45	1	0	1	0	1	0	0	0	0	0	0	0	0	3
15:00	0	2	3	2	0	0	0	0	0	0	0	0	0	7
15:15	0	1	1	2	1	0	0	0	0	0	0	0	0	5
15:30	0	0	1	0	0	0	0	0	0	0	0	0	0	1
15:45	0	0	2	0	0	0	0	0	0	0	0	0	0	2
16:00	0	1	0	1	0	0	0	0	0	0	0	0	0	2
16:15	0	0	0	0	0	0	0	0	0	0	0	0	0	0
16:30	1	1	1	2	0	0	0	0	0	0	0	0	0	5
16:45	0	0	0	0	0	0	0	0	0	0	0	0	0	0
17:00	1	0	0	2	0	1	0	0	0	0	0	0	0	4
17:15	1	1	0	4	3	0	0	0	0	0	0	0	0	9
17:30	0	0	1	0	1	0	0	0	0	0	0	0	0	3
17:45	0	0	0	0	0	0	0	0	0	0	0	0	0	0
18:00	0	1	0	0	0	0	0	0	0	0	0	0	0	1
18:15	0	0	0	2	0	0	0	0	0	0	0	0	0	2
18:30	1	0	1	0	0	0	0	0	0	0	0	0	0	2
18:45	0	4	0	0	0	0	0	0	0	0	0	0	0	4
19:00	0	1	0	0	0	0	0	0	0	0	0	0	0	1
19:15	0	0	1	0	1	0	0	0	0	0	0	0	0	2
19:30	0	0	2	0	0	0	0	0	0	0	0	0	0	2
19:45	0	0	1	0	0	0	0	0	0	0	0	0	0	1
20:00	0	1	0	0	0	0	0	0	0	0	0	0	0	1
20:15	0	0	0	0	0	0	0	0	0	0	0	0	0	0
20:30	0	0	0	1	0	0	0	0	0	0	0	0	0	1
20:45	1	0	0	1	0	0	0	0	0	0	0	0	0	3
21:00	0	1	0	0	0	0	0	0	0	0	0	0	0	1
21:15	0	0	0	2	0	0	0	0	0	0	0	0	0	2
21:30	0	0	0	0	0	0	0	0	0	0	0	0	0	0
21:45	0	0	0	0	0	0	0	0	0	0	0	0	0	0
22:00	0	0	0	0	0	0	0	0	0	0	0	0	0	0
22:15	0	0	0	0	0	0	0	0	0	0	0	0	0	0
22:30	0	1	0	0	0	0	0	0	0	0	0	0	0	1
22:45	0	0	1	0	0	0	0	0	0	0	0	0	0	1
23:00	0	0	0	0	1	0	0	0	0	0	0	0	0	1
23:15	0	0	0	0	0	0	0	0	0	0	0	0	0	0
23:30	0	0	0	0	0	0	0	0	0	0	0	0	0	0
23:45	0	0	0	0	0	0	0	0	0	0	0	0	0	0
% of Totals	11%	12%	17%	17%	11%	5%	3%							100%
AM Volumes	11	12	17	17	11	5	3							74
% AM	6%	6%	11%	13%	3%	3%								39%
AM Peak Hour	08:30	08:45	07:45	11:30	06:45	09:45								11:30
Volume	4	3	6	9	3	1								19
PM Volumes	10	10	16	13	13	4								63
% PM	5%	11%	19%	17%	7%	2%								61%
PM Peak Hour	12:45	18:00	12:45	16:30	16:45	16:45								12:45
Volume	1	5	11	8	4	4								24
Directional Peak Periods			AM 7-9			NOON 12-2			PM 4-6			Off Peak Volumes		
All Classes	Volume		%		Volume		%		Volume		%		Volume	
	26		14%		37		19%		23		12%		104	
Street Name	Direction	15th		50th		Average		85th		95th		ADT		
S Lamer St	North Bound	18		25		25		32		34		303		
S Lamer St	South Bound	16		24		23		30		34		190		

Prepared by National Data & Surveying Services
SPEED
 S Lamer St Bet. W Olive Ave & W Oak St

Day: Tuesday
 Date: 1/18/2022

City: Burbank
 Project #: CA22_020022_009

Summary

Time	<15	15-19	20-24	25-29	30-34	35-39	40-44	45-49	50-54	55-59	60-64	65-69	70+	Total
00:00 AM	0	0	0	0	0	0	0	0	0	0	0	0	0	0
00:15	0	0	0	0	0	0	0	0	0	0	0	0	0	0
00:30	0	0	0	0	0	0	0	0	0	0	0	0	0	0
00:45	0	0	0	0	0	0	0	0	0	0	0	0	0	0
01:00	0	0	0	0	0	0	0	0	0	0	0	0	0	0
01:15	1	0	0	0	0	0	0	0	0	0	0	0	0	1
01:30	1	0	0	0	0	0	0	0	0	0	0	0	0	1
01:45	0	0	0	0	0	0	0	0	0	0	0	0	0	0
02:00	0	0	0	0	0	0	0	0	0	0	0	0	0	0
02:15	0	0	1	0	0	1	0	0	0	0	0	0	0	2
02:30	0	0	0	0	0	0	0	0	0	0	0	0	0	0
02:45	0	1	0	0	0	0	0	0	0	0	0	0	0	1
03:00	0	0	0	0	0	0	0	0	0	0	0	0	0	0
03:15	0	0	0	0	0	0	0	0	0	0	0	0	0	0
03:30	0	0	0	0	0	0	0	0	0	0	0	0	0	0
03:45	0	0	0	0	0	0	0	0	0	0	0	0	0	0
04:00	0	0	0	0	0	0	0	0	0	0	0	0	0	0
04:15	0	0	0	0	0	0	0	0	0	0	0	0	0	0
04:30	0	0	0	0	0	0	0	0	0	0	0	0	0	0
04:45	0	1	0	0	0	0	0	0	0	0	0	0	0	1
05:00	0	1	0	1	1	1	0	0	0	0	0	0	0	3
05:15	0	0	0	1	0	0	0	0	0	0	0	0	0	1
05:30	0	0	0	0	0	0	0	0	0	0	0	0	0	0
05:45	0	0	0	0	0	0	0	0	0	0	0	0	0	0
06:00	0	0	0	0	0	0	0	0	0	0	0	0	0	0
06:15	0	0	1	0	2	0	0	0	0	0	0	0	0	3
06:30	0	0	2	0	1	0	0	0	0	0	0	0	0	3
06:45	0	1	2	0	2	0	0	0	0	0	0	0	0	5
07:00	0	0	1	2	1	0	0	0	0	0	0	0	0	3
07:15	0	1	3	2	1	0	0	0	0	0	0	0	0	7
07:30	2	3	1	4	1	0	0	0	0	0	0	0	0	11
07:45	2	3	6	5	6	0	0	0	0	0	0	0	0	22
08:00	2	1	4	1	0	1	0	0	0	0	0	0	0	9
08:15	0	1	4	4	1	0	0	0	0	0	0	0	0	10
08:30	2	3	3	4	2	0	0	0	0	0	0	0	0	14
08:45	1	1	3	3	0	0	0	0	0	0	0	0	0	8
09:00	0	0	3	2	0	1	0	0	0	0	0	0	0	6
09:15	3	0	1	2	1	0	0	0	0	0	0	0	0	7
09:30	0	0	2	2	1	0	0	0	0	0	0	0	0	5
09:45	0	2	2	0	0	1	0	0	0	0	0	0	0	5
10:00	0	2	3	2	2	0	0	0	0	0	0	0	0	9
10:15	2	3	4	2	1	0	0	0	0	0	0	0	0	12
10:30	1	1	3	1	1	0	0	0	0	0	0	0	0	8
10:45	2	0	2	3	0	0	0	0	0	0	0	0	0	7
11:00	0	4	1	3	0	0	0	0	0	0	0	0	0	8
11:15	2	2	1	4	2	0	0	0	0	0	0	0	0	11
11:30	0	1	6	2	2	1	0	0	0	0	0	0	0	12
11:45	0	3	3	5	2	0	0	0	0	0	0	0	0	11
12:00 PM	0	1	3	2	2	0	0	0	0	0	0	0	0	8
12:15	0	0	3	3	2	1	0	0	0	0	0	0	0	9
12:30	1	2	3	1	1	0	0	0	0	0	0	0	0	8
12:45	0	1	2	2	0	0	0	0	0	0	0	0	0	5
13:00	2	1	2	4	4	0	0	0	0	0	0	0	0	13
13:15	1	1	5	3	0	0	0	0	0	0	0	0	0	10
13:30	2	1	7	3	1	0	0	0	0	0	0	0	0	14
13:45	0	2	1	4	1	1	0	0	0	0	0	0	0	9
14:00	2	1	4	1	1	0	0	0	0	0	0	0	0	9
14:15	0	0	3	2	1	0	0	0	0	0	0	0	0	6
14:30	0	1	3	3	2	1	0	0	0	0	0	0	0	10
14:45	1	1	6	1	2	1	0	0	0	0	0	0	0	12
15:00	1	2	4	3	1	0	0	0	0	0	0	0	0	11
15:15	0	3	1	2	1	0	0	0	0	0	0	0	0	7
15:30	1	0	2	1	0	0	0	0	0	0	0	0	0	4
15:45	0	1	5	1	0	0	0	0	0	0	0	0	0	7
16:00	0	4	1	1	0	0	0	0	0	0	0	0	0	6
16:15	1	1	3	4	0	0	0	0	0	0	0	0	0	10
16:30	1	1	1	4	0	0	0	0	0	0	0	0	0	7
16:45	0	1	1	3	0	0	0	0	0	0	0	0	0	5
17:00	1	1	2	4	2	1	0	0	0	0	0	0	0	11
17:15	2	1	1	5	3	0	0	0	0	0	0	0	0	12
17:30	0	0	3	3	2	1	0	0	0	0	0	0	0	9
17:45	0	0	1	2	0	0	0	0	0	0	0	0	0	4
18:00	0	2	0	1	0	0	0	0	0	0	0	0	0	3
18:15	0	2	1	4	0	0	0	0	0	0	0	0	0	7
18:30	2	0	1	4	0	0	0	0	0	0	0	0	0	7
18:45	0	4	1	4	0	0	0	0	0	0	0	0	0	9
19:00	0	1	1	3	2	0	0	0	0	0	0	0	0	7
19:15	0	0	1	3	3	0	0	0	0	0	0	0	0	7
19:30	1	0	2	1	0	0	0	0	0	0	0	0	0	4
19:45	0	0	3	1	4	1	0	0	0	0	0	0	0	9
20:00	1	1	1	0	0	0	0	0	0	0	0	0	0	3
20:15	0	0	0	1	1	0	0	0	0	0	0	0	0	2
20:30	0	0	0	1	1	0	0	0	0	0	0	0	0	2
20:45	2	0	0	1	1	0	0	0	0	0	0	0	0	5
21:00	0	1	0	1	1	0	0	0	0	0	0	0	0	3
21:15	0	0	0	3	0	0	0	0	0	0	0	0	0	3
21:30	0	0	0	0	0	0	0	0	0	0	0	0	0	0
21:45	0	0	0	0	0	0	0	0	0	0	0	0	0	0
22:00	0	0	0	0	0	0	0	0	0	0	0	0	0	0
22:15	0	1	2	0	0	0	0	0	0	0	0	0	0	3
22:30	0	1	0	0	0	0	0	0	0	0	0	0	0	1
22:45	0	0	1	0	0	0	0	0	0	0	0	0	0	1
23:00	0	0	0	0	1	0	0	0	0	0	0	0	0	1
23:15	0	0	0	0	1	0	0	0	0	0	0	0	0	1
23:30	0	0	0	0	0	0	0	0	0	0	0	0	0	0
23:45	0	0	2	0	0	0	0	0	0	0	0	0	0	2
ADT Totals	44	172	143	144	116	111								1,001
% of Totals	9%	15%	14%	14%	12%	11%								100%
AM Volumes	27	32	61	55	30	7	0	0	0	0	0	0	0	207
% AMH	4%	6%	12%	11%	6%	1%								43%
AM Peak Hour	8	17	14	9	3	1								7:45-8:15
PM Volumes	42	40	44	49	54	7	0	0	0	0	0	0	0	266
% PM	4%	8%	17%	18%	9%	1%								56%
PM Peak Hour	12:45	15:15	13:15	16:30	17:00	13:45								13:00
Volume	1	8	17	16	9	1								48
Directional Peak Periods			AM 7-9			NOON 12-2			PM 4-6			Off Peak Volumes		
All Classes	Volume	84	17%	Volume	76	15%	Volume	64	13%	Volume	269	55%		
Street Name	Direction	15th	50th	Percentiles		85th	95th	ADT						
S Lamer St	Summary	17	25	24	31	34	493							

SPEED

S Lamer St Bet. W Olive Ave & W Oak St

Day: Tuesday
Date: 1/18/2022

City: Burbank
Project #: CA22_020022_009n

North Bound

Time	< 15	15 - 19	20 - 24	25 - 29	30 - 34	35 - 39	40 - 44	45 - 49	50 - 54	55 - 59	60 - 64	65 - 69	70 +	Total
00:00 AM	0	0	1	0	0	0	0	0	0	0	0	0	0	1
01:00	1	0	0	0	0	0	0	0	0	0	0	0	0	1
02:00	0	0	1	0	0	1	0	0	0	0	0	0	0	2
03:00	0	0	0	0	0	0	0	0	0	0	0	0	0	0
04:00	0	1	0	0	0	0	0	0	0	0	0	0	0	1
05:00	0	0	0	1	0	0	0	0	0	0	0	0	0	1
06:00	0	0	4	0	4	0	0	0	0	0	0	0	0	8
07:00	3	6	9	7	6	0	0	0	0	0	0	0	0	31
08:00	4	3	8	8	3	1	0	0	0	0	0	0	0	27
09:00	0	0	2	3	3	3	0	0	0	0	0	0	0	11
10:00	2	5	7	5	4	0	0	0	0	0	0	0	0	23
11:00	1	5	8	7	5	1	0	0	0	0	0	0	0	27
12:00 PM	0	2	5	2	5	0	0	0	0	0	0	0	0	14
13:00	2	3	6	7	6	1	0	0	0	0	0	0	0	25
14:00	2	2	12	5	3	2	0	0	0	0	0	0	0	26
15:00	2	3	5	3	1	0	0	0	0	0	0	0	0	14
16:00	1	5	5	9	1	0	0	0	0	0	0	0	0	21
17:00	1	1	6	7	5	0	0	0	0	0	0	0	0	20
18:00	1	3	2	11	0	0	0	0	0	0	0	0	0	17
19:00	1	0	3	8	6	0	0	0	0	0	0	0	0	18
20:00	2	0	1	2	2	0	0	0	0	0	0	0	0	7
21:00	0	0	0	2	1	0	0	0	0	0	0	0	0	3
22:00	0	1	1	0	0	0	0	0	0	0	0	0	0	2
23:00	0	0	2	0	1	0	0	0	0	0	0	0	0	3
Totals	23	40	88	87	56	9								303
% of Totals	8%	13%	29%	29%	18%	3%								100%

AM Volumes	11	20	40	31	25	6	0	0	0	0	0	0	0	133		
% AM	4%	7%	13%	10%	8%	2%								44%		
AM Peak Hour	08:00	07:00	07:00	08:00	07:00	09:00								07:00		
Volume	4	6	9	8	6	3								31		
PM Volumes	12	20	48	56	31	3	0	0	0	0	0	0	0	170		
% PM	4%	7%	16%	18%	10%	1%								56%		
PM Peak Hour	13:00	16:00	14:00	18:00	13:00	14:00								14:00		
Volume	2	5	12	11	6	2								26		
Directional Peak Periods		AM 7-9				NOON 12-2				PM 4-6				Off Peak Volumes		
All Speeds		Volume	↔		%	Volume	↔		%	Volume	↔		%	Volume	↔	
		58			19%	39			13%	41			14%	165		

Street Name	Direction	Percentiles					
		15th	50th	Average	85th	95th	ADT
S Lamer St	North Bound	18	25	25	32	34	303
S Lamer St	South Bound	16	24	23	30	34	190

SPEED

S Lamer St Bet. W Olive Ave & W Oak St

Day: Tuesday
Date: 1/18/2022

City: Burbank
Project #: CA22_020022_009s

South Bound

Time	< 15	15 - 19	20 - 24	25 - 29	30 - 34	35 - 39	40 - 44	45 - 49	50 - 54	55 - 59	60 - 64	65 - 69	70 +	Total
00:00 AM	0	0	0	0	0	0	0	0	0	0	0	0	0	0
01:00	1	0	0	0	0	0	0	0	0	0	0	0	0	1
02:00	0	1	0	0	0	0	0	0	0	0	0	0	0	1
03:00	0	0	0	0	0	0	0	0	0	0	0	0	0	0
04:00	0	0	0	0	0	0	0	0	0	0	0	0	0	0
05:00	0	1	0	1	1	0	0	0	0	0	0	0	0	3
06:00	0	1	1	0	1	0	0	0	0	0	0	0	0	3
07:00	1	1	2	6	2	0	0	0	0	0	0	0	0	12
08:00	1	3	6	4	0	0	0	0	0	0	0	0	0	14
09:00	3	2	4	3	0	0	0	0	0	0	0	0	0	12
10:00	3	1	5	3	0	1	0	0	0	0	0	0	0	13
11:00	2	2	3	7	1	0	0	0	0	0	0	0	0	15
12:00 PM	1	2	6	6	0	1	0	0	0	0	0	0	0	16
13:00	3	2	9	7	0	0	0	0	0	0	0	0	0	21
14:00	1	1	4	2	3	0	0	0	0	0	0	0	0	11
15:00	0	3	7	4	1	0	0	0	0	0	0	0	0	15
16:00	1	2	1	3	0	0	0	0	0	0	0	0	0	7
17:00	2	1	1	6	4	2	0	0	0	0	0	0	0	16
18:00	1	5	1	2	0	0	0	0	0	0	0	0	0	9
19:00	0	1	4	0	3	1	0	0	0	0	0	0	0	9
20:00	1	1	1	1	1	0	0	0	0	0	0	0	0	5
21:00	0	1	0	2	0	0	0	0	0	0	0	0	0	3
22:00	0	1	2	0	0	0	0	0	0	0	0	0	0	3
23:00	0	0	0	0	1	0	0	0	0	0	0	0	0	1
Totals	21	32	57	57	18	5								190
% of Totals	11%	17%	30%	30%	9%	3%								100%

AM Volumes	11	12	21	24	5	1	0	0	0	0	0	0	0	74		
% AM	6%	6%	11%	13%	3%	1%								39%		
AM Peak Hour	09:00	08:00	08:00	11:00	07:00	10:00								11:00		
Volume	3	3	6	7	2	1								15		
PM Volumes	10	20	36	33	13	4	0	0	0	0	0	0	0	116		
% PM	5%	11%	19%	17%	7%	2%								61%		
PM Peak Hour	13:00	18:00	13:00	13:00	17:00	17:00								13:00		
Volume	3	5	9	7	4	2								21		
Directional Peak Periods		AM 7-9				NOON 12-2				PM 4-6				Off Peak Volumes		
All Speeds		Volume	↔		%	Volume	↔		%	Volume	↔		%	Volume	↔	
		26			14%	37			19%	23			12%	104		

Street Name	Direction	Percentiles					
		15th	50th	Average	85th	95th	ADT
S Lamer St	North Bound	18	25	25	32	34	303
S Lamer St	South Bound	16	24	23	30	34	190

SPEED

S Lamer St Bet. W Olive Ave & W Oak St

Day: Tuesday
Date: 1/18/2022

City: Burbank
Project #: CA22_020022_009

Summary

Time	< 15	15 - 19	20 - 24	25 - 29	30 - 34	35 - 39	40 - 44	45 - 49	50 - 54	55 - 59	60 - 64	65 - 69	70 +	Total
00:00 AM	0	0	1	0	0	0	0	0	0	0	0	0	0	1
01:00	2	0	0	0	0	0	0	0	0	0	0	0	0	2
02:00	0	1	1	0	0	1	0	0	0	0	0	0	0	3
03:00	0	0	0	0	0	0	0	0	0	0	0	0	0	0
04:00	0	1	0	0	0	0	0	0	0	0	0	0	0	1
05:00	0	1	0	2	1	0	0	0	0	0	0	0	0	4
06:00	0	1	5	0	5	0	0	0	0	0	0	0	0	11
07:00	4	7	11	13	8	0	0	0	0	0	0	0	0	43
08:00	5	6	14	12	3	1	0	0	0	0	0	0	0	41
09:00	3	2	6	6	3	3	0	0	0	0	0	0	0	23
10:00	5	6	12	8	4	1	0	0	0	0	0	0	0	36
11:00	3	7	11	14	6	1	0	0	0	0	0	0	0	42
12:00 PM	1	4	11	8	5	1	0	0	0	0	0	0	0	30
13:00	5	5	15	14	6	1	0	0	0	0	0	0	0	46
14:00	3	3	16	7	6	2	0	0	0	0	0	0	0	37
15:00	2	6	12	7	2	0	0	0	0	0	0	0	0	29
16:00	2	7	6	12	1	0	0	0	0	0	0	0	0	28
17:00	3	2	7	13	9	2	0	0	0	0	0	0	0	36
18:00	2	8	3	13	0	0	0	0	0	0	0	0	0	26
19:00	1	1	7	8	9	1	0	0	0	0	0	0	0	27
20:00	3	1	2	3	3	0	0	0	0	0	0	0	0	12
21:00	0	1	0	4	1	0	0	0	0	0	0	0	0	6
22:00	0	2	3	0	0	0	0	0	0	0	0	0	0	5
23:00	0	0	2	0	2	0	0	0	0	0	0	0	0	4
Totals	44	72	145	144	74	14								493
% of Totals	9%	15%	29%	29%	15%	3%								100%

AM Volumes	22	32	61	55	30	7	0	0	0	0	0	0	0	207		
% AM	4%	6%	12%	11%	6%	1%								42%		
AM Peak Hour	08:00	07:00	08:00	11:00	07:00	09:00								07:00		
Volume	5	7	14	14	8	3								43		
PM Volumes	22	40	84	89	44	7	0	0	0	0	0	0	0	286		
% PM	4%	8%	17%	18%	9%	1%								58%		
PM Peak Hour	13:00	18:00	14:00	13:00	17:00	14:00								13:00		
Volume	5	8	16	14	9	2								46		
Directional Peak Periods		AM 7-9				NOON 12-2				PM 4-6				Off Peak Volumes		
All Speeds		Volume	↔		%	Volume	↔		%	Volume	↔		%	Volume	↔	
		84			17%	76			15%	64			13%	269		

Street Name	Direction	Percentiles					
		15th	50th	Average	85th	95th	ADT
S Lamer St	Summary	17	25	24	31	34	493

VOLUME

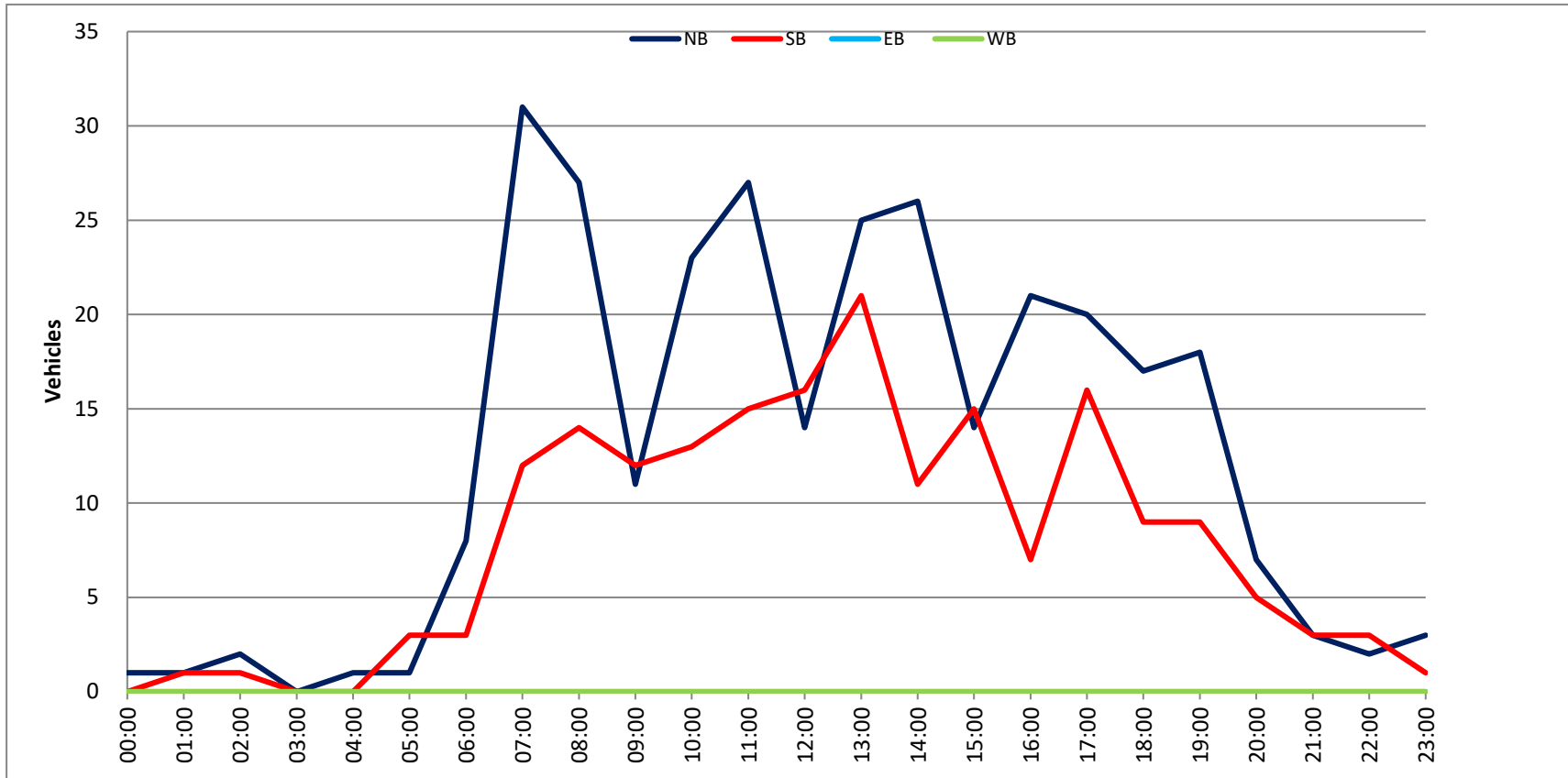
S Lamer St Bet. W Olive Ave & W Oak St

Day: Tuesday
 Date: 1/18/2022

City: Burbank
 Project #: CA22_020022_009

DAILY TOTALS					NB	SB	EB	WB	Total		
					303	190	0	0	493		
AM Period	NB	SB	EB	WB	TOTAL	PM Period	NB	SB	EB	WB	TOTAL
00:00	0	0	0	0		12:00	4	4	0	0	8
00:15	1	0	0	0	1	12:15	3	6	0	0	9
00:30	0	0	0	0		12:30	6	2	0	0	8
00:45	0	1	0	0	1	12:45	1	14	4	16	35
01:00	0	0	0	0		13:00	10	3	0	0	13
01:15	1	0	0	0	1	13:15	2	8	0	0	10
01:30	0	1	0	0	1	13:30	5	9	0	0	14
01:45	0	1	0	1	2	13:45	8	25	1	21	55
02:00	0	0	0	0		14:00	4	5	0	0	9
02:15	2	0	0	0	2	14:15	6	0	0	0	6
02:30	0	0	0	0		14:30	7	3	0	0	10
02:45	0	2	1	1	3	14:45	9	26	3	11	49
03:00	0	0	0	0		15:00	4	7	0	0	11
03:15	0	0	0	0		15:15	2	5	0	0	7
03:30	0	0	0	0		15:30	3	1	0	0	4
03:45	0	0	0	0		15:45	5	14	2	15	36
04:00	0	0	0	0		16:00	4	2	0	0	6
04:15	0	0	0	0		16:15	10	0	0	0	10
04:30	0	0	0	0		16:30	2	5	0	0	7
04:45	1	1	0	0	1	16:45	5	21	0	7	33
05:00	1	2	0	0	3	17:00	7	4	0	0	11
05:15	0	1	0	0	1	17:15	3	9	0	0	12
05:30	0	0	0	0		17:30	6	3	0	0	9
05:45	0	1	0	3	4	17:45	4	20	0	16	40
06:00	0	0	0	0		18:00	2	1	0	0	3
06:15	3	0	0	0	3	18:15	5	2	0	0	7
06:30	3	0	0	0	3	18:30	5	2	0	0	7
06:45	2	8	3	3	5	18:45	5	17	4	9	35
07:00	1	2	0	0	3	19:00	6	1	0	0	7
07:15	5	2	0	0	7	19:15	5	2	0	0	7
07:30	8	3	0	0	11	19:30	2	2	0	0	4
07:45	17	31	5	12	22	19:45	5	18	4	9	36
08:00	5	4	0	0	9	20:00	2	1	0	0	3
08:15	9	1	0	0	10	20:15	2	0	0	0	2
08:30	9	5	0	0	14	20:30	1	1	0	0	2
08:45	4	27	4	14	8	20:45	2	7	3	5	17
09:00	4	2	0	0	6	21:00	2	1	0	0	3
09:15	3	4	0	0	7	21:15	1	2	0	0	3
09:30	3	2	0	0	5	21:30	0	0	0	0	0
09:45	1	11	4	12	5	21:45	0	3	0	3	6
10:00	7	2	0	0	9	22:00	0	0	0	0	0
10:15	7	5	0	0	12	22:15	2	1	0	0	3
10:30	6	2	0	0	8	22:30	0	1	0	0	1
10:45	3	23	4	13	7	22:45	0	2	1	3	6
11:00	6	2	0	0	8	23:00	0	1	0	0	1
11:15	7	4	0	0	11	23:15	1	0	0	0	1
11:30	8	4	0	0	12	23:30	0	0	0	0	0
11:45	6	27	5	15	11	23:45	2	3	0	1	6
TOTALS	133	74			207	TOTALS	170	116			286
SPLIT %	64.3%	35.7%			42.0%	SPLIT %	59.4%	40.6%			58.0%

DAILY TOTALS					NB	SB	EB	WB	Total
					303	190	0	0	493
AM Peak Hour	07:45	11:30			07:45	PM Peak Hour	14:00	12:45	13:00
AM Pk Volume	40	19			55	PM Pk Volume	26	24	46
Pk Hr Factor	0.588	0.792			0.625	Pk Hr Factor	0.722	0.667	0.821
7 - 9 Volume	58	26	0	0	84	4 - 6 Volume	41	23	64
7 - 9 Peak Hour	07:45	07:45			07:45	4 - 6 Peak Hour	16:15	16:30	16:45
7 - 9 Pk Volume	40	15	0	0	55	4 - 6 Pk Volume	24	18	37
Pk Hr Factor	0.588	0.750	0.000	0.000	0.625	Pk Hr Factor	0.600	0.500	0.771



Prepared by National Data & Surveying Services
SPEED
 S Lamer St Bet. W Olive Ave & W Oak St

Day: Wednesday
 Date: 1/19/2022

City: Burbank
 Project #: CA22_020022_009n

North Bound

Time	<15	15-19	20-24	25-29	30-34	35-39	40-44	45-49	50-54	55-59	60-64	65-69	70+	Total	
00:00 AM	0	0	0	1	0	0	0	0	0	0	0	0	0	1	
00:15	0	0	0	0	0	0	0	0	0	0	0	0	0	0	
00:30	0	0	0	0	0	0	0	0	0	0	0	0	0	0	
00:45	0	1	0	0	0	0	0	0	0	0	0	0	0	1	
01:00	0	0	0	0	0	0	0	0	0	0	0	0	0	0	
01:15	0	0	0	0	0	0	0	0	0	0	0	0	0	0	
01:30	0	0	0	0	0	0	0	0	0	0	0	0	0	0	
01:45	0	0	0	1	0	0	0	0	0	0	0	0	0	1	
02:00	0	1	1	0	0	0	0	0	0	0	0	0	0	2	
02:15	0	0	0	0	0	0	0	0	0	0	0	0	0	0	
02:30	0	0	0	0	0	0	0	0	0	0	0	0	0	0	
02:45	0	0	0	0	0	0	0	0	0	0	0	0	0	0	
03:00	0	0	0	0	0	0	0	0	0	0	0	0	0	0	
03:15	0	0	0	0	0	0	0	0	0	0	0	0	0	0	
03:30	0	0	0	1	0	0	0	0	0	0	0	0	0	1	
03:45	0	0	0	0	0	0	0	0	0	0	0	0	0	0	
04:00	0	0	0	0	0	0	0	0	0	0	0	0	0	0	
04:15	0	0	0	0	0	0	0	0	0	0	0	0	0	0	
04:30	0	0	0	0	0	0	0	0	0	0	0	0	0	0	
04:45	0	0	0	0	0	0	0	0	0	0	0	0	0	0	
05:00	0	0	0	1	1	0	0	0	0	0	0	0	0	2	
05:15	0	0	0	1	0	0	0	0	0	0	0	0	0	1	
05:30	0	0	0	0	0	0	0	0	0	0	0	0	0	0	
05:45	0	0	0	0	0	0	0	0	0	0	0	0	0	0	
06:00	0	1	0	0	0	0	0	0	0	0	0	0	0	1	
06:15	0	0	1	0	0	0	0	0	0	0	0	0	0	1	
06:30	0	1	1	0	0	0	0	0	0	0	0	0	0	2	
06:45	0	0	0	0	0	0	0	0	0	0	0	0	0	0	
07:00	0	0	3	1	0	0	0	0	0	0	0	0	0	4	
07:15	0	0	1	1	0	0	0	0	0	0	0	0	0	2	
07:30	0	0	1	2	2	0	0	0	0	0	0	0	0	5	
07:45	1	2	4	8	5	0	0	0	0	0	0	0	0	20	
08:00	0	0	1	1	0	1	0	0	0	0	0	0	0	3	
08:15	0	0	1	2	3	0	0	0	0	0	0	0	0	6	
08:30	1	0	4	0	1	0	0	0	0	0	0	0	0	6	
08:45	0	1	1	4	2	0	0	0	0	0	0	0	0	8	
09:00	0	0	2	1	1	0	0	0	0	0	0	0	0	4	
09:15	2	0	1	4	1	0	0	0	0	0	0	0	0	8	
09:30	0	1	0	0	0	0	0	0	0	0	0	0	0	1	
09:45	2	0	2	0	0	0	0	0	0	0	0	0	0	4	
10:00	1	0	0	4	2	0	0	0	0	0	0	0	0	7	
10:15	2	3	1	1	1	0	0	0	0	0	0	0	0	8	
10:30	0	1	1	2	0	0	0	0	0	0	0	0	0	5	
10:45	0	1	0	4	0	0	0	0	0	0	0	0	0	5	
11:00	1	2	0	1	0	0	0	0	0	0	0	0	0	4	
11:15	2	4	0	3	1	0	0	0	0	0	0	0	0	10	
11:30	1	2	1	0	0	0	0	0	0	0	0	0	0	4	
11:45	0	0	1	1	0	0	0	0	0	0	0	0	0	3	
12:00 PM	0	0	1	0	2	1	0	0	0	0	0	0	0	4	
12:15	0	1	4	1	0	0	0	0	0	0	0	0	0	6	
12:30	1	1	2	1	1	0	0	0	0	0	0	0	0	6	
12:45	0	3	4	0	0	0	0	0	0	0	0	0	0	7	
13:00	3	1	5	1	0	0	0	0	0	0	0	0	0	10	
13:15	2	2	1	0	0	0	0	0	0	0	0	0	0	5	
13:30	1	0	2	4	1	0	0	0	0	0	0	0	0	8	
13:45	0	3	0	1	0	0	0	0	0	0	0	0	0	4	
14:00	0	1	0	1	0	0	0	0	0	0	0	0	0	2	
14:15	1	1	4	2	0	0	0	0	0	0	0	0	0	8	
14:30	0	1	3	2	1	0	0	0	0	0	0	0	0	7	
14:45	1	2	0	5	0	0	0	0	0	0	0	0	0	8	
15:00	1	2	4	1	0	0	0	0	0	0	0	0	0	9	
15:15	2	0	1	2	0	0	0	0	0	0	0	0	0	5	
15:30	1	1	2	1	0	1	0	0	0	0	0	0	0	6	
15:45	0	0	2	3	0	0	0	0	0	0	0	0	0	5	
16:00	1	2	1	4	1	0	0	0	0	0	0	0	0	9	
16:15	0	3	3	2	0	0	0	0	0	0	0	0	0	5	
16:30	1	1	2	4	1	0	0	0	0	0	0	0	0	9	
16:45	0	2	3	1	0	0	0	0	0	0	0	0	0	6	
17:00	0	0	0	2	0	0	0	0	0	0	0	0	0	2	
17:15	1	1	3	1	0	0	0	0	0	0	0	0	0	6	
17:30	0	1	1	4	1	0	0	0	0	0	0	0	0	7	
17:45	0	2	2	4	0	0	0	0	0	0	0	0	0	8	
18:00	1	0	1	3	0	0	0	0	0	0	0	0	0	5	
18:15	0	1	3	1	0	0	0	0	0	0	0	0	0	5	
18:30	0	1	1	4	0	0	0	0	0	0	0	0	0	6	
18:45	1	2	3	1	0	0	0	0	0	0	0	0	0	7	
19:00	0	0	2	0	1	0	0	0	0	0	0	0	0	3	
19:15	0	3	1	3	2	0	0	0	0	0	0	0	0	9	
19:30	0	0	0	2	0	0	0	0	0	0	0	0	0	2	
19:45	0	0	0	2	1	0	0	0	0	0	0	0	0	4	
20:00	0	0	1	2	1	0	0	0	0	0	0	0	0	4	
20:15	0	0	2	1	1	0	0	0	0	0	0	0	0	4	
20:30	0	0	1	0	1	0	0	0	0	0	0	0	0	2	
20:45	1	0	0	0	0	0	0	0	0	0	0	0	0	1	
21:00	0	0	1	0	2	0	0	0	0	0	0	0	0	3	
21:15	0	0	0	0	0	0	0	0	0	0	0	0	0	0	
21:30	0	0	0	1	0	0	0	0	0	0	0	0	0	1	
21:45	0	0	0	0	0	0	0	0	0	0	0	0	0	0	
22:00	0	0	0	0	0	0	0	0	0	0	0	0	0	0	
22:15	0	0	0	1	0	0	0	0	0	0	0	0	0	1	
22:30	0	1	0	1	0	0	0	0	0	0	0	0	0	2	
22:45	0	0	0	0	0	0	0	0	0	0	0	0	0	0	
23:00	0	0	0	0	0	0	0	0	0	0	0	0	0	0	
23:15	0	0	0	0	0	0	0	0	0	0	0	0	0	0	
23:30	0	0	0	0	0	0	0	0	0	0	0	0	0	0	
23:45	0	0	0	0	0	0	0	0	0	0	0	0	0	0	
ADT	12	12	12	11	11	6								101	
% of Totals	9%	17%	28%	33%	12%	3%								100%	
AM Volumes	13	27	28	45	23	1	0	0	0	0	0	0	0	132	
% AMH	4%	6%	8%	12%	7%	0%								38%	
AM Peak Hour	09:15	10:45	07:45	07:30	07:30	07:15								07:45	
Volume	5	9	10	13	10	1								35	
PM Volumes	19	16	17	10	18	3	0	0	0	0	0	0	0	73	
% PMH	6%	10%	19%	20%	5%	3%								62%	
PM Peak Hour	12:30	12:30	12:15	15:45	19:00	12:00								14:15	
Volume	1	1	15	13	4	1								32	
Directional Peak Periods			AM 7-9			NOON 12-2			PM 4-6			Off Peak Volumes			
All Classes	Volume		%			%			%			%			
	54		16%			50			14%			189			55%
Street Name	Direction	15th		50th		Average		85th		95th		ADT			
S Lamer St	North Bound	17		24		24		30		33		345			
S Lamer St	South Bound	14		21		21		28		32		225			

Prepared by National Data & Surveying Services
SPEED
 S Lamer St Bet. W Olive Ave & W Oak St

Day: Wednesday
 Date: 1/19/2022

City: Burbank
 Project #: CA22_020022_0095

South Bound

Time	<15	15-19	20-24	25-29	30-34	35-39	40-44	45-49	50-54	55-59	60-64	65-69	70+	Total
00:00 AM	0	0	0	0	0	0	0	0	0	0	0	0	0	0
00:15	0	0	0	0	0	0	0	0	0	0	0	0	0	0
00:30	0	1	0	0	0	0	0	0	0	0	0	0	0	1
00:45	0	1	0	0	0	0	0	0	0	0	0	0	0	1
01:00	0	1	0	0	0	0	0	0	0	0	0	0	0	1
01:15	0	0	0	0	0	0	0	0	0	0	0	0	0	0
01:30	0	0	0	0	0	0	0	0	0	0	0	0	0	0
01:45	0	0	0	0	0	0	0	0	0	0	0	0	0	0
02:00	0	0	0	0	0	0	0	0	0	0	0	0	0	0
02:15	0	0	0	0	0	0	0	0	0	0	0	0	0	0
02:30	0	0	1	0	0	0	0	0	0	0	0	0	0	1
02:45	0	0	0	0	0	0	0	0	0	0	0	0	0	0
03:00	0	0	0	0	0	0	0	0	0	0	0	0	0	0
03:15	0	0	0	0	0	0	0	0	0	0	0	0	0	0
03:30	0	0	0	0	0	0	0	0	0	0	0	0	0	0
03:45	0	0	0	0	0	0	0	0	0	0	0	0	0	0
04:00	0	0	0	0	0	0	0	0	0	0	0	0	0	0
04:15	0	0	0	0	0	0	0	0	0	0	0	0	0	0
04:30	0	0	1	0	0	0	0	0	0	0	0	0	0	1
04:45	0	0	1	0	0	0	0	0	0	0	0	0	0	1
05:00	0	0	0	0	0	0	0	0	0	0	0	0	0	0
05:15	0	0	1	0	0	0	0	0	0	0	0	0	0	1
05:30	0	0	0	1	0	0	0	0	0	0	0	0	0	1
05:45	0	0	0	0	0	0	0	0	0	0	0	0	0	0
06:00	0	1	0	0	0	0	0	0	0	0	0	0	0	1
06:15	0	1	0	0	0	0	0	0	0	0	0	0	0	1
06:30	0	0	0	0	0	0	0	0	0	0	0	0	0	0
06:45	0	0	1	0	1	0	0	0	0	0	0	0	0	2
07:00	0	0	0	2	0	0	0	0	0	0	0	0	0	2
07:15	1	0	1	0	0	0	0	0	0	0	0	0	0	2
07:30	1	2	2	2	1	0	0	0	0	0	0	0	0	8
07:45	0	2	1	3	1	0	0	0	0	0	0	0	0	7
08:00	0	0	3	2	2	0	0	0	0	0	0	0	0	7
08:15	0	1	0	0	0	0	0	0	0	0	0	0	0	1
08:30	0	0	0	0	0	0	0	0	0	0	0	0	0	0
08:45	0	0	0	0	0	0	0	0	0	0	0	0	0	0
09:00	1	0	1	1	0	0	0	0	0	0	0	0	0	3
09:15	0	2	0	0	0	0	0	0	0	0	0	0	0	2
09:30	1	0	0	1	0	0	0	0	0	0	0	0	0	2
09:45	1	2	0	0	0	0	0	0	0	0	0	0	0	3
10:00	0	1	0	0	0	0	0	0	0	0	0	0	0	1
10:15	0	0	0	0	0	0	0	0	0	0	0	0	0	0
10:30	0	0	0	1	0	0	0	0	0	0	0	0	0	1
10:45	2	0	2	0	0	0	0	0	0	0	0	0	0	4
11:00	3	2	2	1	0	0	0	0	0	0	0	0	0	8
11:15	1	0	3	1	0	0	0	0	0	0	0	0	0	5
11:30	2	1	1	0	1	0	0	0	0	0	0	0	0	5
11:45	2	1	2	1	0	0	0	0	0	0	0	0	0	6
12:00 PM	0	1	4	1	0	0	0	0	0	0	0	0	0	6
12:15	0	1	0	1	0	0	0	0	0	0	0	0	0	2
12:30	1	0	3	0	0	1	0	0	0	0	0	0	0	5
12:45	2	3	2	0	0	0	0	0	0	0	0	0	0	7
13:00	2	1	1	0	0	0	0	0	0	0	0	0	0	4
13:15	4	4	1	0	0	0	0	0	0	0	0	0	0	9
13:30	0	0	2	1	1	0	0	0	0	0	0	0	0	4
13:45	1	1	1	1	0	0	0	0	0	0	0	0	0	4
14:00	1	0	1	0	0	0	0	0	0	0	0	0	0	2
14:15	2	2	3	0	0	0	0	0	0	0	0	0	0	7
14:30	1	2	3	1	0	0	0	0	0	0	0	0	0	7
14:45	2	2	5	0	0	0	0	0	0	0	0	0	0	9
15:00	0	0	2	0	0	0	0	0	0	0	0	0	0	2
15:15	0	0	2	2	0	0	0	0	0	0	0	0	0	4
15:30	0	2	1	0	0	0	0	0	0	0	0	0	0	3
15:45	2	0	0	0	0	0	0	0	0	0	0	0	0	2
16:00	0	2	1	0	0	0	0	0	0	0	0	0	0	3
16:15	0	0	1	1	0	0	0	0	0	0	0	0	0	2
16:30	1	0	1	1	2	0	0	0	0	0	0	0	0	5
16:45	0	1	3	0	0	0	0	0	0	0	0	0	0	4
17:00	0	0	1	1	2	0	0	0	0	0	0	0	0	4
17:15	0	4	1	0	1	0	0	0	0	0	0	0	0	6
17:30	0	1	1	1	0	0	0	0	0	0	0	0	0	3
17:45	1	0	1	1	1	0	0	0	0	0	0	0	0	4
18:00	1	0	0	0	0	0	0	0	0	0	0	0	0	1
18:15	1	0	1	0	0	0	0	0	0	0	0	0	0	2
18:30	1	2	2	0	0	0	0	0	0	0	0	0	0	7
18:45	1	1	3	2	0	0	0	0	0	0	0	0	0	7
19:00	0	1	1	0	0	0	0	0	0	0	0	0	0	2
19:15	0	0	0	0	2	0	0	0	0	0	0	0	0	2
19:30	0	1	2	1	1	0	0	0	0	0	0	0	0	5
19:45	0	0	0	0	0	0	0	0	0	0	0	0	0	0
20:00	0	2	0	0	1	0	0	0	0	0	0	0	0	3
20:15	0	0	2	0	0	0	0	0	0	0	0	0	0	2
20:30	0	0	0	0	0	0	0	0	0	0	0	0	0	0
20:45	0	0	0	0	0	0	0	0	0	0	0	0	0	0
21:00	0	0	0	1	1	0	0	0	0	0	0	0	0	2
21:15	0	0	0	0	0	0	0	0	0	0	0	0	0	0
21:30	0	0	1	1	0	0	0	0	0	0	0	0	0	2
21:45	0	0	0	0	1	0	0	0	0	0	0	0	0	1
22:00	0	0	0	0	0	0	0	0	0	0	0	0	0	0
22:15	0	0	0	0	0	0	0	0	0	0	0	0	0	0
22:30	0	0	0	0	0	0	0	0	0	0	0	0	0	0
22:45	0	0	0	0	0	0	0	0	0	0	0	0	0	0
23:00	0	0	0	0	0	0	0	0	0	0	0	0	0	0
23:15	0	0	0	1	0	0	0	0	0	0	0	0	0	1
23:30	0	0	0	0	0	0	0	0	0	0	0	0	0	0
23:45	0	0	0	0	0	0	0	0	0	0	0	0	0	0
ADT	17	24	16	17	20	16								172
% of Totals	17%	24%	16%	16%	20%	16%								100%
AM Volumes	15	19	23	10	6	0	0	0	0	0	0	0	0	79
% AM	7%	8%	10%	7%	3%									33%
AM Peak Hour	10:45	07:30	11:15	07:00	07:15	11:45								07:15
Volume	8	5	10	7	4	1								24
PM Volumes	24	14	12	11	14	0	0	0	0	0	0	0	0	65
% PM	11%	15%	23%	9%	6%	0%								65%
PM Peak Hour	12:30	12:30	14:15	18:00	16:15	12:00								12:30
Volume	11	8	13	11	5	1								25
Directional Peak Periods			AM 7-9			NOON 12-2			PM 4-6			Off Peak Volumes		
All Classes	Volume	↔	%	Volume	↔	%	Volume	↔	%	Volume	↔	%		
	27	↔	12%	41	↔	18%	31	↔	14%	126	↔	56%		
Street Name	Direction	15th	50th	Average	85th	95th	ADT							
S Lamer St	North Bound	17	24	24	30	33	345							
S Lamer St	South Bound	14	21	21	28	32	225							

SPEED

S Lamer St Bet. W Olive Ave & W Oak St

Day: Wednesday
Date: 1/19/2022

City: Burbank
Project #: CA22_020022_009

Summary

Time	<15	15-19	20-24	25-29	30-34	35-39	40-44	45-49	50-54	55-59	60-64	65-69	70+	Total
00:00 AM	0	0	0	1	0	0	0	0	0	0	0	0	0	1
00:15	0	1	0	0	0	0	0	0	0	0	0	0	0	1
00:30	0	1	0	0	0	0	0	0	0	0	0	0	0	1
00:45	0	2	0	0	0	0	0	0	0	0	0	0	0	2
01:00	0	1	0	0	0	0	0	0	0	0	0	0	0	1
01:15	0	0	0	0	0	0	0	0	0	0	0	0	0	0
01:30	0	0	0	0	0	0	0	0	0	0	0	0	0	0
01:45	0	0	0	1	0	0	0	0	0	0	0	0	0	1
02:00	0	1	1	0	0	0	0	0	0	0	0	0	0	2
02:15	0	0	0	0	0	0	0	0	0	0	0	0	0	0
02:30	0	0	1	0	0	0	0	0	0	0	0	0	0	1
02:45	0	0	0	0	0	0	0	0	0	0	0	0	0	0
03:00	0	0	0	0	0	0	0	0	0	0	0	0	0	0
03:15	0	0	0	0	0	0	0	0	0	0	0	0	0	0
03:30	0	0	0	1	0	0	0	0	0	0	0	0	0	1
03:45	0	0	0	0	0	0	0	0	0	0	0	0	0	0
04:00	0	0	0	0	0	0	0	0	0	0	0	0	0	0
04:15	0	0	0	0	0	0	0	0	0	0	0	0	0	0
04:30	0	0	1	0	0	0	0	0	0	0	0	0	0	1
04:45	0	0	1	0	0	0	0	0	0	0	0	0	0	1
05:00	0	0	0	1	1	1	0	0	0	0	0	0	0	2
05:15	0	0	1	1	0	0	0	0	0	0	0	0	0	2
05:30	0	0	1	0	0	0	0	0	0	0	0	0	0	1
05:45	0	0	0	0	0	0	0	0	0	0	0	0	0	0
06:00	0	2	0	0	0	0	0	0	0	0	0	0	0	2
06:15	0	1	1	0	0	0	0	0	0	0	0	0	0	2
06:30	0	1	1	0	0	0	0	0	0	0	0	0	0	2
06:45	0	0	1	0	1	0	0	0	0	0	0	0	0	2
07:00	0	0	3	3	0	0	0	0	0	0	0	0	0	6
07:15	1	0	2	1	0	0	0	0	0	0	0	0	0	4
07:30	1	2	3	4	3	0	0	0	0	0	0	0	0	13
07:45	1	4	5	11	6	0	0	0	0	0	0	0	0	27
08:00	0	0	4	3	2	1	0	0	0	0	0	0	0	10
08:15	0	1	1	2	3	1	0	0	0	0	0	0	0	7
08:30	1	0	4	0	1	0	0	0	0	0	0	0	0	6
08:45	0	1	1	4	2	0	0	0	0	0	0	0	0	8
09:00	1	0	3	2	1	0	0	0	0	0	0	0	0	7
09:15	2	2	1	4	1	0	0	0	0	0	0	0	0	10
09:30	1	1	0	1	0	0	0	0	0	0	0	0	0	3
09:45	3	2	2	0	0	0	0	0	0	0	0	0	0	7
10:00	1	1	0	4	2	0	0	0	0	0	0	0	0	8
10:15	2	3	1	1	1	0	0	0	0	0	0	0	0	8
10:30	0	1	1	3	1	0	0	0	0	0	0	0	0	6
10:45	2	1	2	4	0	0	0	0	0	0	0	0	0	9
11:00	4	4	2	2	0	0	0	0	0	0	0	0	0	12
11:15	3	4	3	4	1	0	0	0	0	0	0	0	0	15
11:30	3	3	2	0	1	0	0	0	0	0	0	0	0	9
11:45	2	1	3	2	1	0	0	0	0	0	0	0	0	9
12:00 PM	0	1	5	1	2	1	0	0	0	0	0	0	0	10
12:15	0	2	4	2	0	0	0	0	0	0	0	0	0	8
12:30	2	1	5	1	1	1	0	0	0	0	0	0	0	11
12:45	2	6	6	0	0	0	0	0	0	0	0	0	0	14
13:00	5	2	6	1	0	0	0	0	0	0	0	0	0	14
13:15	6	6	2	0	0	0	0	0	0	0	0	0	0	14
13:30	1	0	4	5	2	0	0	0	0	0	0	0	0	12
13:45	1	4	1	2	0	0	0	0	0	0	0	0	0	8
14:00	1	1	1	1	0	0	0	0	0	0	0	0	0	4
14:15	3	3	7	2	0	0	0	0	0	0	0	0	0	15
14:30	1	3	6	3	1	0	0	0	0	0	0	0	0	14
14:45	3	4	5	5	0	0	0	0	0	0	0	0	0	17
15:00	1	2	6	1	0	0	0	0	0	0	0	0	0	11
15:15	2	0	3	4	0	0	0	0	0	0	0	0	0	9
15:30	1	3	3	1	0	1	0	0	0	0	0	0	0	9
15:45	2	0	2	3	0	0	0	0	0	0	0	0	0	7
16:00	1	4	2	4	1	0	0	0	0	0	0	0	0	12
16:15	0	3	3	1	0	0	0	0	0	0	0	0	0	7
16:30	2	1	3	5	3	0	0	0	0	0	0	0	0	14
16:45	0	3	6	1	0	0	0	0	0	0	0	0	0	10
17:00	0	0	1	3	2	0	0	0	0	0	0	0	0	6
17:15	1	5	4	1	1	0	0	0	0	0	0	0	0	12
17:30	0	2	2	5	1	0	0	0	0	0	0	0	0	10
17:45	1	2	3	5	1	0	0	0	0	0	0	0	0	12
18:00	2	0	1	3	0	0	0	0	0	0	0	0	0	6
18:15	1	1	4	1	0	0	0	0	0	0	0	0	0	7
18:30	1	3	3	6	0	0	0	0	0	0	0	0	0	13
18:45	2	3	6	3	0	0	0	0	0	0	0	0	0	14
19:00	0	1	3	0	1	0	0	0	0	0	0	0	0	5
19:15	0	3	1	3	4	0	0	0	0	0	0	0	0	11
19:30	0	1	2	3	1	0	0	0	0	0	0	0	0	7
19:45	0	0	2	0	2	1	0	0	0	0	0	0	0	4
20:00	0	2	1	2	2	0	0	0	0	0	0	0	0	7
20:15	0	0	4	1	1	0	0	0	0	0	0	0	0	6
20:30	0	0	1	0	1	0	0	0	0	0	0	0	0	2
20:45	1	0	0	0	1	0	0	0	0	0	0	0	0	2
21:00	0	0	1	1	3	0	0	0	0	0	0	0	0	5
21:15	0	0	0	0	0	0	0	0	0	0	0	0	0	0
21:30	0	0	1	2	0	0	0	0	0	0	0	0	0	3
21:45	0	0	0	0	1	0	0	0	0	0	0	0	0	1
22:00	0	0	0	0	1	0	0	0	0	0	0	0	0	1
22:15	0	0	1	0	0	0	0	0	0	0	0	0	0	2
22:30	0	1	0	1	0	0	0	0	0	0	0	0	0	2
22:45	0	0	0	0	0	0	0	0	0	0	0	0	0	0
23:00	0	0	0	0	0	0	0	0	0	0	0	0	0	0
23:15	0	0	0	1	0	0	0	0	0	0	0	0	0	1
23:30	0	0	0	0	0	0	0	0	0	0	0	0	0	0
23:45	0	0	0	0	0	0	0	0	0	0	0	0	0	0
ADT	171	111	170	172	151	85	0	0	0	0	0	0	0	570
% of Totals	12%	8%	10%	10%	11%	6%	0%	0%	0%	0%	0%	0%	0%	100%
AM Volumes	29	41	51	61	29	1	0	0	0	0	0	0	0	211
% AM	5%	7%	9%	11%	5%	0%	0%	0%	0%	0%	0%	0%	0%	37%
AM Peak Hour	10:45	10:45	11:45	07:30	07:30	11:45								07:30
Volume	12	12	17	20	14	2								57
PM Volumes	45	70	119	91	61	4	0	0	0	0	0	0	0	599
% PM	8%	12%	21%	16%	10%	3%								63%
PM Peak Hour	12:30	12:30	14:15	15:45	19:15	12:00								14:15
Volume	15	15	22	15	8	8								57
Directional Peak Periods														
All Classes	AM 7-9			NOON 12-2			PM 4-6			Off Peak Volumes				
	Volume	%		Volume	%	Volume	%	Volume	%	Volume	%			
	81	14%		91	16%	83	15%	315	55%					
Street Name	Direction	Percentiles												
		15th	50th	Average	85th	95th						ADT		
S Lamer St	Summary	16	23	23	29	33						570		

SPEED

S Lamer St Bet. W Olive Ave & W Oak St

Day: Wednesday

Date: 1/19/2022

City: Burbank

Project #: CA22_020022_009n

North Bound

Time	< 15	15 - 19	20 - 24	25 - 29	30 - 34	35 - 39	40 - 44	45 - 49	50 - 54	55 - 59	60 - 64	65 - 69	70 +	Total
00:00 AM	0	2	0	1	0	0	0	0	0	0	0	0	0	3
01:00	0	0	0	1	0	0	0	0	0	0	0	0	0	1
02:00	0	1	1	0	1	0	0	0	0	0	0	0	0	3
03:00	0	0	0	1	0	0	0	0	0	0	0	0	0	1
04:00	0	0	0	0	0	0	0	0	0	0	0	0	0	0
05:00	0	0	0	2	1	0	0	0	0	0	0	0	0	3
06:00	0	2	2	0	0	0	0	0	0	0	0	0	0	4
07:00	1	2	9	12	7	0	0	0	0	0	0	0	0	31
08:00	1	1	7	7	6	1	0	0	0	0	0	0	0	23
09:00	4	1	5	5	2	0	0	0	0	0	0	0	0	17
10:00	3	5	2	11	4	0	0	0	0	0	0	0	0	25
11:00	4	8	2	5	2	0	0	0	0	0	0	0	0	21
12:00 PM	1	5	11	2	3	1	0	0	0	0	0	0	0	23
13:00	6	6	8	6	1	0	0	0	0	0	0	0	0	27
14:00	2	5	7	10	1	0	0	0	0	0	0	0	0	25
15:00	4	3	9	7	1	1	0	0	0	0	0	0	0	25
16:00	2	5	9	11	2	0	0	0	0	0	0	0	0	29
17:00	1	4	6	11	1	0	0	0	0	0	0	0	0	23
18:00	2	4	8	9	0	0	0	0	0	0	0	0	0	23
19:00	0	3	3	7	4	1	0	0	0	0	0	0	0	18
20:00	1	0	4	3	3	0	0	0	0	0	0	0	0	11
21:00	0	0	1	1	2	0	0	0	0	0	0	0	0	4
22:00	0	1	1	3	0	0	0	0	0	0	0	0	0	5
23:00	0	0	0	0	0	0	0	0	0	0	0	0	0	0
Totals	32	58	95	115	41	4								345
% of Totals	9%	17%	28%	33%	12%	1%								100%

AM Volumes	13	22	28	45	23	1	0	0	0	0	0	0	0	132		
% AM	4%	6%	8%	13%	7%	0%								38%		
AM Peak Hour	09:00	11:00	07:00	07:00	07:00	08:00								07:00		
Volume	4	8	9	12	7	1								31		
PM Volumes	19	36	67	70	18	3	0	0	0	0	0	0	0	213		
% PM	6%	10%	19%	20%	5%	1%								62%		
PM Peak Hour	13:00	13:00	12:00	16:00	19:00	12:00								16:00		
Volume	6	6	11	11	4	1								29		
Directional Peak Periods		AM 7-9				NOON 12-2				PM 4-6				Off Peak Volumes		
All Speeds		Volume	↔		%	Volume	↔		%	Volume	↔		%	Volume	↔	
		54			16%	50			14%	52			15%	189		

Street Name	Direction	Percentiles					
		15th	50th	Average	85th	95th	ADT
S Lamer St	North Bound	17	24	24	30	33	345
S Lamer St	South Bound	14	21	21	28	32	225

SPEED

S Lamer St Bet. W Olive Ave & W Oak St

Day: Wednesday

Date: 1/19/2022

City: Burbank

Project #: CA22_020022_009s

South Bound

Time	< 15	15 - 19	20 - 24	25 - 29	30 - 34	35 - 39	40 - 44	45 - 49	50 - 54	55 - 59	60 - 64	65 - 69	70 +	Total
00:00 AM	0	2	0	0	0	0	0	0	0	0	0	0	0	2
01:00	0	1	0	0	0	0	0	0	0	0	0	0	0	1
02:00	0	0	1	0	0	0	0	0	0	0	0	0	0	1
03:00	0	0	0	0	0	0	0	0	0	0	0	0	0	0
04:00	0	0	2	0	0	0	0	0	0	0	0	0	0	2
05:00	0	0	1	1	0	0	0	0	0	0	0	0	0	2
06:00	0	2	1	0	1	0	0	0	0	0	0	0	0	4
07:00	2	4	4	7	2	0	0	0	0	0	0	0	0	19
08:00	0	1	3	2	2	0	0	0	0	0	0	0	0	8
09:00	3	4	1	2	0	0	0	0	0	0	0	0	0	10
10:00	2	1	2	1	0	0	0	0	0	0	0	0	0	6
11:00	8	4	8	3	1	0	0	0	0	0	0	0	0	24
12:00 PM	3	5	9	2	0	1	0	0	0	0	0	0	0	20
13:00	7	6	5	2	1	0	0	0	0	0	0	0	0	21
14:00	6	6	12	1	0	0	0	0	0	0	0	0	0	25
15:00	2	2	5	2	0	0	0	0	0	0	0	0	0	11
16:00	1	3	5	2	3	0	0	0	0	0	0	0	0	14
17:00	1	5	4	3	4	0	0	0	0	0	0	0	0	17
18:00	4	3	6	4	0	0	0	0	0	0	0	0	0	17
19:00	0	2	3	1	3	0	0	0	0	0	0	0	0	9
20:00	0	2	2	1	1	0	0	0	0	0	0	0	0	6
21:00	0	0	1	2	2	0	0	0	0	0	0	0	0	5
22:00	0	0	0	0	0	0	0	0	0	0	0	0	0	0
23:00	0	0	0	1	0	0	0	0	0	0	0	0	0	1
Totals	39	53	75	37	20	1								225
% of Totals	17%	24%	33%	16%	9%	0%								100%

AM Volumes	15	19	23	16	6	0	0	0	0	0	0	0	0	79		
% AM	7%	8%	10%	7%	3%									35%		
AM Peak Hour	11:00	07:00	11:00	07:00	07:00									11:00		
Volume	8	4	8	7	2									24		
PM Volumes	24	34	52	21	14	1	0	0	0	0	0	0	0	146		
% PM	11%	15%	23%	9%	6%	0%								65%		
PM Peak Hour	13:00	13:00	14:00	18:00	17:00	12:00								14:00		
Volume	7	6	12	4	4	1								25		
Directional Peak Periods		AM 7-9				NOON 12-2			PM 4-6			Off Peak Volumes				
All Speeds		Volume			%	Volume			%	Volume			%	Volume		
		27	↔		12%	41	↔		18%	31	↔		14%	126	↔	

Street Name	Direction	Percentiles					
		15th	50th	Average	85th	95th	ADT
S Lamer St	North Bound	17	24	24	30	33	345
S Lamer St	South Bound	14	21	21	28	32	225

SPEED

S Lamer St Bet. W Olive Ave & W Oak St

Day: Wednesday

Date: 1/19/2022

City: Burbank

Project #: CA22_020022_009

Summary

Time	< 15	15 - 19	20 - 24	25 - 29	30 - 34	35 - 39	40 - 44	45 - 49	50 - 54	55 - 59	60 - 64	65 - 69	70 +	Total
00:00 AM	0	4	0	1	0	0	0	0	0	0	0	0	0	5
01:00	0	1	0	1	0	0	0	0	0	0	0	0	0	2
02:00	0	1	2	0	1	0	0	0	0	0	0	0	0	4
03:00	0	0	0	1	0	0	0	0	0	0	0	0	0	1
04:00	0	0	2	0	0	0	0	0	0	0	0	0	0	2
05:00	0	0	1	3	1	0	0	0	0	0	0	0	0	5
06:00	0	4	3	0	1	0	0	0	0	0	0	0	0	8
07:00	3	6	13	19	9	0	0	0	0	0	0	0	0	50
08:00	1	2	10	9	8	1	0	0	0	0	0	0	0	31
09:00	7	5	6	7	2	0	0	0	0	0	0	0	0	27
10:00	5	6	4	12	4	0	0	0	0	0	0	0	0	31
11:00	12	12	10	8	3	0	0	0	0	0	0	0	0	45
12:00 PM	4	10	20	4	3	2	0	0	0	0	0	0	0	43
13:00	13	12	13	8	2	0	0	0	0	0	0	0	0	48
14:00	8	11	19	11	1	0	0	0	0	0	0	0	0	50
15:00	6	5	14	9	1	1	0	0	0	0	0	0	0	36
16:00	3	8	14	13	5	0	0	0	0	0	0	0	0	43
17:00	2	9	10	14	5	0	0	0	0	0	0	0	0	40
18:00	6	7	14	13	0	0	0	0	0	0	0	0	0	40
19:00	0	5	6	8	7	1	0	0	0	0	0	0	0	27
20:00	1	2	6	4	4	0	0	0	0	0	0	0	0	17
21:00	0	0	2	3	4	0	0	0	0	0	0	0	0	9
22:00	0	1	1	3	0	0	0	0	0	0	0	0	0	5
23:00	0	0	0	1	0	0	0	0	0	0	0	0	0	1
Totals	71	111	170	152	61	5								570
% of Totals	12%	19%	30%	27%	11%	1%								100%

AM Volumes	28	41	51	61	29	1	0	0	0	0	0	0	0	211		
% AM	5%	7%	9%	11%	5%	0%								37%		
AM Peak Hour	11:00	11:00	07:00	07:00	07:00	08:00								07:00		
Volume	12	12	13	19	9	1								50		
PM Volumes	43	70	119	91	32	4	0	0	0	0	0	0	0	359		
% PM	8%	12%	21%	16%	6%	1%								63%		
PM Peak Hour	13:00	13:00	12:00	17:00	19:00	12:00								14:00		
Volume	13	12	20	14	7	2								50		
Directional Peak Periods		AM 7-9				NOON 12-2				PM 4-6				Off Peak Volumes		
All Speeds		Volume	↔		%	Volume	↔		%	Volume	↔		%	Volume	↔	
		81			14%	91			16%	83			15%	315		

Street Name	Direction	Percentiles					
		15th	50th	Average	85th	95th	ADT
S Lamer St	Summary	16	23	23	29	33	570

VOLUME

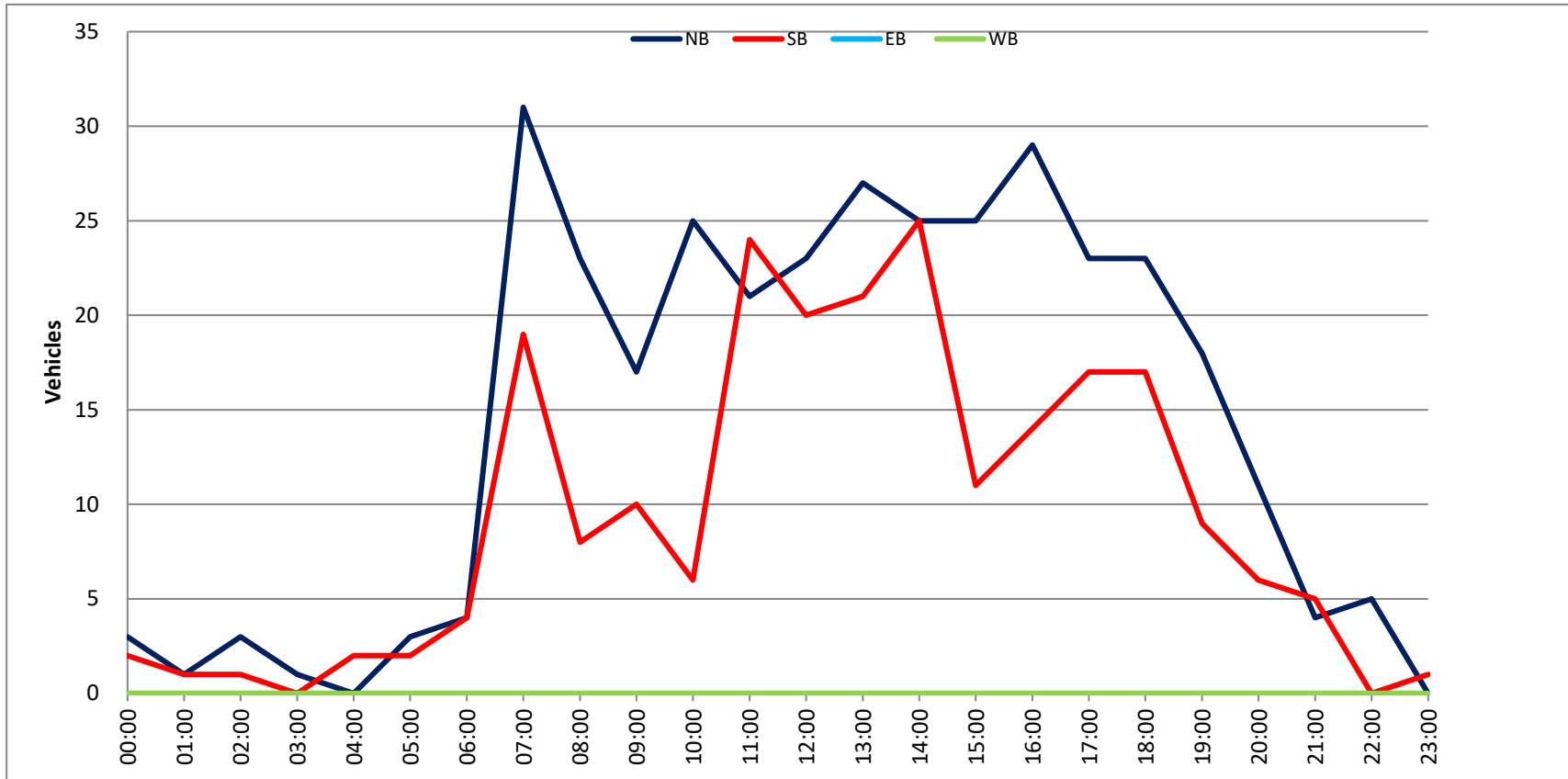
S Lamer St Bet. W Olive Ave & W Oak St

Day: Wednesday
 Date: 1/19/2022

City: Burbank
 Project #: CA22_020022_009

DAILY TOTALS					NB	SB	EB	WB	Total		
					345	225	0	0	570		
AM Period	NB	SB	EB	WB	TOTAL	PM Period	NB	SB	EB	WB	TOTAL
00:00	1	0	0	0	1	12:00	4	6	0	0	10
00:15	1	0	0	0	1	12:15	6	2	0	0	8
00:30	0	1	0	0	1	12:30	6	5	0	0	11
00:45	1	3	1	2	2	12:45	7	23	7	20	14
01:00	0	1	0	0	1	13:00	10	4	0	0	14
01:15	0	0	0	0	0	13:15	5	9	0	0	14
01:30	0	0	0	0	0	13:30	8	4	0	0	12
01:45	1	1	0	1	1	13:45	4	27	4	21	8
02:00	2	0	0	0	2	14:00	2	2	0	0	4
02:15	0	0	0	0	0	14:15	8	7	0	0	15
02:30	1	1	0	0	2	14:30	7	7	0	0	14
02:45	0	3	0	1	0	14:45	8	25	9	25	17
03:00	0	0	0	0	0	15:00	9	2	0	0	11
03:15	0	0	0	0	0	15:15	5	4	0	0	9
03:30	1	0	0	0	1	15:30	6	3	0	0	9
03:45	0	1	0	0	0	15:45	5	25	2	11	7
04:00	0	0	0	0	0	16:00	9	3	0	0	12
04:15	0	0	0	0	0	16:15	5	2	0	0	7
04:30	0	1	0	0	1	16:30	9	5	0	0	14
04:45	0	1	2	0	1	16:45	6	29	4	14	10
05:00	2	0	0	0	2	17:00	2	4	0	0	6
05:15	1	1	0	0	2	17:15	6	6	0	0	12
05:30	0	1	0	0	1	17:30	7	3	0	0	10
05:45	0	3	0	2	0	17:45	8	23	4	17	12
06:00	1	1	0	0	2	18:00	5	1	0	0	6
06:15	1	1	0	0	2	18:15	5	2	0	0	7
06:30	2	0	0	0	2	18:30	6	7	0	0	13
06:45	0	4	2	4	0	18:45	7	23	7	17	14
07:00	4	2	0	0	6	19:00	3	2	0	0	5
07:15	2	2	0	0	4	19:15	9	2	0	0	11
07:30	5	8	0	0	13	19:30	2	5	0	0	7
07:45	20	31	7	19	27	19:45	4	18	0	9	4
08:00	3	7	0	0	10	20:00	4	3	0	0	7
08:15	6	1	0	0	7	20:15	4	2	0	0	6
08:30	6	0	0	0	6	20:30	2	0	0	0	2
08:45	8	23	0	8	8	20:45	1	11	1	6	2
09:00	4	3	0	0	7	21:00	3	2	0	0	5
09:15	8	2	0	0	10	21:15	0	0	0	0	0
09:30	1	2	0	0	3	21:30	1	2	0	0	3
09:45	4	17	3	10	7	21:45	0	4	1	5	1
10:00	7	1	0	0	8	22:00	1	0	0	0	1
10:15	8	0	0	0	8	22:15	2	0	0	0	2
10:30	5	1	0	0	6	22:30	2	0	0	0	2
10:45	5	25	4	6	9	22:45	0	5	0	0	5
11:00	4	8	0	0	12	23:00	0	0	0	0	0
11:15	10	5	0	0	15	23:15	0	1	0	0	1
11:30	4	5	0	0	9	23:30	0	0	0	0	0
11:45	3	21	6	24	9	23:45	0	0	1	0	1
TOTALS	132	79			211	TOTALS	213	146			359
SPLIT %	62.6%	37.4%			37.0%	SPLIT %	59.3%	40.7%			63.0%

DAILY TOTALS					NB	SB	EB	WB	Total
					345	225	0	0	570
AM Peak Hour	07:45	07:15		07:30	PM Peak Hour	14:15	12:30		14:15
AM Pk Volume	35	24		57	PM Pk Volume	32	25		57
Pk Hr Factor	0.438	0.750		0.528	Pk Hr Factor	0.889	0.694		0.838
7 - 9 Volume	54	27	0	81	4 - 6 Volume	52	31	0	83
7 - 9 Peak Hour	07:45	07:15		07:30	4 - 6 Peak Hour	16:00	16:30		16:00
7 - 9 Pk Volume	35	24	0	57	4 - 6 Pk Volume	29	19	0	43
Pk Hr Factor	0.438	0.750	0.000	0.528	Pk Hr Factor	0.806	0.792	0.000	0.768



Prepared by National Data & Surveying Services
SPEED
 S Lamer St Bet. W Olive Ave & W Oak St

Day: Thursday
 Date: 1/20/2022

City: Burbank
 Project #: CA22_020022_0095

South Bound

Time	<15	15-19	20-24	25-29	30-34	35-39	40-44	45-49	50-54	55-59	60-64	65-69	70+	Total
00:00 AM	0	0	0	0	0	0	0	0	0	0	0	0	0	0
00:15	0	0	0	0	0	0	0	0	0	0	0	0	0	0
00:30	1	0	0	0	0	0	0	0	0	0	0	0	0	1
00:45	0	0	0	0	0	0	0	0	0	0	0	0	0	0
01:00	0	0	0	0	0	0	0	0	0	0	0	0	0	0
01:15	0	0	1	0	0	0	0	0	0	0	0	0	0	1
01:30	0	0	0	0	0	0	0	0	0	0	0	0	0	0
01:45	0	0	0	1	0	0	0	0	0	0	0	0	0	1
02:00	0	0	0	0	0	0	0	0	0	0	0	0	0	0
02:15	0	0	0	0	0	0	0	0	0	0	0	0	0	0
02:30	0	0	0	0	0	0	0	0	0	0	0	0	0	0
02:45	0	0	0	0	0	0	0	0	0	0	0	0	0	0
03:00	0	0	0	0	0	0	0	0	0	0	0	0	0	0
03:15	0	0	0	0	0	0	0	0	0	0	0	0	0	0
03:30	0	0	0	0	0	0	0	0	0	0	0	0	0	0
03:45	0	0	0	0	0	0	0	0	0	0	0	0	0	0
04:00	0	0	0	0	0	0	0	0	0	0	0	0	0	0
04:15	0	0	0	0	0	0	0	0	0	0	0	0	0	0
04:30	0	0	0	0	0	0	0	0	0	0	0	0	0	0
04:45	0	0	0	0	0	0	0	0	0	0	0	0	0	0
05:00	0	0	0	0	0	0	0	0	0	0	0	0	0	0
05:15	0	1	0	1	0	0	0	0	0	0	0	0	0	2
05:30	0	0	0	0	0	0	0	0	0	0	0	0	0	0
05:45	0	0	0	0	0	0	0	0	0	0	0	0	0	0
06:00	0	1	1	0	0	0	0	0	0	0	0	0	0	2
06:15	0	0	0	0	0	0	0	0	0	0	0	0	0	0
06:30	0	0	0	0	1	0	0	0	0	0	0	0	0	1
06:45	0	0	3	0	1	0	0	0	0	0	0	0	0	4
07:00	0	0	0	1	0	0	0	0	0	0	0	0	0	1
07:15	0	0	1	0	2	0	0	0	0	0	0	0	0	3
07:30	0	0	1	4	0	1	0	0	0	0	0	0	0	6
07:45	3	4	1	1	0	0	0	0	0	0	0	0	0	9
08:00	0	3	3	4	1	0	0	0	0	0	0	0	0	11
08:15	0	2	3	0	0	0	0	0	0	0	0	0	0	5
08:30	1	5	2	0	0	0	0	0	0	0	0	0	0	8
08:45	1	0	0	0	0	0	0	0	0	0	0	0	0	1
09:00	2	0	0	0	0	0	0	0	0	0	0	0	0	2
09:15	1	0	3	0	0	0	0	0	0	0	0	0	0	4
09:30	1	0	1	1	0	0	0	0	0	0	0	0	0	3
09:45	0	0	0	1	0	0	0	0	0	0	0	0	0	1
10:00	0	1	2	0	0	0	0	0	0	0	0	0	0	3
10:15	0	0	0	1	1	0	0	0	0	0	0	0	0	2
10:30	1	0	1	0	0	0	0	0	0	0	0	0	0	2
10:45	2	1	3	0	0	0	0	0	0	0	0	0	0	6
11:00	1	1	1	0	0	0	0	0	0	0	0	0	0	3
11:15	1	0	1	0	0	0	0	0	0	0	0	0	0	2
11:30	1	0	1	1	0	0	0	0	0	0	0	0	0	3
11:45	0	1	1	2	0	0	0	0	0	0	0	0	0	4
12:00 PM	0	2	3	1	1	0	0	0	0	0	0	0	0	7
12:15	0	2	0	1	0	0	0	0	0	0	0	0	0	3
12:30	0	0	2	2	2	0	0	0	0	0	0	0	0	6
12:45	4	2	3	0	0	0	0	0	0	0	0	0	0	9
13:00	1	2	1	0	0	0	0	0	0	0	0	0	0	4
13:15	0	2	0	0	0	0	0	0	0	0	0	0	0	2
13:30	0	2	0	2	1	0	0	0	0	0	0	0	0	5
13:45	0	1	2	0	0	0	0	0	0	0	0	0	0	3
14:00	0	1	2	0	1	0	0	0	0	0	0	0	0	4
14:15	1	1	1	1	0	0	0	0	0	0	0	0	0	4
14:30	1	2	0	1	0	0	0	0	0	0	0	0	0	4
14:45	0	1	4	4	1	0	0	0	0	0	0	0	0	10
15:00	0	0	2	0	0	0	0	0	0	0	0	0	0	2
15:15	1	1	3	2	0	0	0	0	0	0	0	0	0	7
15:30	0	0	2	0	0	0	0	0	0	0	0	0	0	2
15:45	0	2	1	2	0	0	0	0	0	0	0	0	0	5
16:00	0	0	1	1	0	0	0	0	0	0	0	0	0	2
16:15	0	1	2	0	0	0	0	0	0	0	0	0	0	4
16:30	0	1	0	0	0	0	0	0	0	0	0	0	0	1
16:45	1	1	3	0	0	0	0	0	0	0	0	0	0	5
17:00	0	1	5	0	0	0	0	0	0	0	0	0	0	6
17:15	0	0	3	0	0	0	0	0	0	0	0	0	0	3
17:30	0	1	1	1	0	0	0	0	0	0	0	0	0	3
17:45	0	0	1	0	1	0	0	0	0	0	0	0	0	2
18:00	0	0	2	0	0	0	0	0	0	0	0	0	0	2
18:15	1	0	0	2	0	0	0	0	0	0	0	0	0	3
18:30	0	1	0	2	0	0	0	0	0	0	0	0	0	3
18:45	1	0	1	0	0	0	0	0	0	0	0	0	0	2
19:00	0	0	0	1	1	0	0	0	0	0	0	0	0	2
19:15	0	2	0	0	0	0	0	0	0	0	0	0	0	2
19:30	0	0	1	1	0	0	0	0	0	0	0	0	0	2
19:45	0	0	0	0	0	0	0	0	0	0	0	0	0	0
20:00	0	1	0	0	0	0	0	0	0	0	0	0	0	1
20:15	0	0	1	1	1	0	0	0	0	0	0	0	0	3
20:30	0	0	0	0	0	0	0	0	0	0	0	0	0	0
20:45	0	1	0	0	0	0	0	0	0	0	0	0	0	1
21:00	0	1	0	0	0	0	0	0	0	0	0	0	0	1
21:15	0	0	0	0	0	0	0	0	0	0	0	0	0	0
21:30	0	1	0	0	1	0	0	0	0	0	0	0	0	2
21:45	0	0	0	1	0	0	0	0	0	0	0	0	0	1
22:00	0	1	0	0	1	0	0	0	0	0	0	0	0	2
22:15	0	0	0	0	1	0	0	0	0	0	0	0	0	1
22:30	0	0	0	1	0	0	0	0	0	0	0	0	0	1
22:45	0	0	0	0	0	0	0	0	0	0	0	0	0	0
23:00	0	0	0	0	0	0	0	0	0	0	0	0	0	0
23:15	0	0	0	1	0	0	0	0	0	0	0	0	0	1
23:30	0	0	1	0	2	0	0	0	0	0	0	0	0	3
23:45	0	0	0	0	1	0	0	0	0	0	0	0	0	1
ADT Totals	127	14	16	17	22	16	11	0	0	0	0	0	0	213
% of Totals	12%	23%	33%	20%	9%	2%	0%	0%	0%	0%	0%	0%	0%	100%
AM Volumes	10	20	30	18	6	3	0	0	0	0	0	0	0	89
% AMH	7%	9%	13%	8%	2%	1%								41%
AM Peak Hour	08:30	07:45	07:45	07:15	06:30									07:45
Volume	5	14	9	9	4	1								33
PM Volumes	11	14	48	59	46	1	0	0	0	0	0	0	0	690
% PMH	5%	15%	21%	12%	7%	0%	0%	0%	0%	0%	0%	0%	0%	69%
PM Peak Hour	12:15	12:45	16:45	14:30	12:00	22:15	15:30							12:00
Volume	1	8	12	3	3	1	1							25
Directional Peak Periods	AM 7-9				NOON 12-2				PM 4-6				Off Peak Volumes	
All Classes	Volume 44 ← 19%				Volume 39 ← 17%				Volume 27 ← 12%				Volume 123 ← 53%	
Street Name	Direction	15th		50th		Average		85th		95th		ADT		
S Lamer St	North Bound	18		25		24		30		34			320	
S Lamer St	South Bound	16		22		22		29		33			233	

Prepared by National Data & Surveying Services
SPEED
 S Lamer St Bet. W Olive Ave & W Oak St

Day: Thursday
 Date: 1/20/2022

City: Burbank
 Project #: CA22_020022_009

Summary

Time	<15	15-19	20-24	25-29	30-34	35-39	40-44	45-49	50-54	55-59	60-64	65-69	70+	Total	
00:00 AM	0	0	0	0	0	0	0	0	0	0	0	0	0	0	
00:15	0	0	0	0	0	0	0	0	0	0	0	0	0	0	
00:30	1	0	0	0	0	0	0	0	0	0	0	0	0	1	
00:45	0	0	0	0	0	0	0	0	0	0	0	0	0	0	
01:00	0	0	0	0	0	0	0	0	0	0	0	0	0	0	
01:15	0	1	1	0	0	0	0	0	0	0	0	0	0	2	
01:30	0	0	0	0	0	0	0	0	0	0	0	0	0	0	
01:45	0	0	0	1	0	0	0	0	0	0	0	0	0	1	
02:00	0	0	0	0	0	0	0	0	0	0	0	0	0	0	
02:15	0	0	0	0	0	0	0	0	0	0	0	0	0	0	
02:30	0	0	0	0	0	0	1	0	0	0	0	0	0	1	
02:45	0	0	0	0	0	0	0	0	0	0	0	0	0	0	
03:00	0	0	0	0	0	0	0	0	0	0	0	0	0	0	
03:15	0	0	0	0	0	0	0	0	0	0	0	0	0	0	
03:30	0	0	0	0	0	0	0	0	0	0	0	0	0	0	
03:45	0	0	0	0	0	0	0	0	0	0	0	0	0	0	
04:00	0	0	0	0	0	0	0	0	0	0	0	0	0	0	
04:15	0	0	0	0	0	0	0	0	0	0	0	0	0	0	
04:30	0	0	0	0	0	0	0	0	0	0	0	0	0	0	
04:45	0	0	0	0	0	0	0	0	0	0	0	0	0	0	
05:00	0	0	0	0	0	0	0	0	0	0	0	0	0	0	
05:15	0	2	0	1	0	0	0	0	0	0	0	0	0	3	
05:30	0	0	1	0	0	0	0	0	0	0	0	0	0	1	
05:45	0	0	0	1	0	0	0	0	0	0	0	0	0	1	
06:00	0	1	1	1	0	0	0	0	0	0	0	0	0	3	
06:15	0	1	0	0	0	0	0	0	0	0	0	0	0	1	
06:30	0	0	0	0	2	0	0	0	0	0	0	0	0	2	
06:45	0	0	3	1	1	0	0	0	0	0	0	0	0	5	
07:00	0	0	1	1	0	0	0	0	0	0	0	0	0	2	
07:15	0	0	1	2	0	0	0	0	0	0	0	0	0	3	
07:30	0	0	2	7	1	1	0	0	0	0	0	0	0	11	
07:45	3	5	11	8	1	0	0	0	0	0	0	0	0	28	
08:00	0	4	6	6	4	0	0	0	0	0	0	0	0	20	
08:15	1	3	6	3	1	0	0	0	0	0	0	0	0	14	
08:30	3	6	4	1	0	0	0	0	0	0	0	0	0	14	
08:45	1	2	1	3	1	0	0	0	0	0	0	0	0	8	
09:00	2	1	0	3	0	0	0	0	0	0	0	0	0	6	
09:15	1	0	3	0	0	0	0	0	0	0	0	0	0	4	
09:30	1	0	2	2	1	0	0	0	0	0	0	0	0	6	
09:45	0	3	1	1	0	0	0	0	0	0	0	0	0	5	
10:00	0	2	2	1	0	0	0	0	0	0	0	0	0	5	
10:15	0	0	6	2	2	0	0	0	0	0	0	0	0	10	
10:30	2	0	2	2	0	1	0	0	0	0	0	0	0	7	
10:45	3	1	3	0	0	0	0	0	0	0	0	0	0	7	
11:00	2	2	3	1	0	0	0	0	0	0	0	0	0	8	
11:15	1	2	1	2	2	0	0	0	0	0	0	0	0	8	
11:30	1	0	4	2	1	0	0	0	0	0	0	0	0	8	
11:45	1	3	3	5	0	0	0	0	0	0	0	0	0	10	
12:00 PM	0	3	3	3	1	0	0	0	0	0	0	0	0	10	
12:15	0	3	1	4	0	0	0	0	0	0	0	0	0	8	
12:30	2	1	3	2	3	0	0	0	0	0	0	0	0	11	
12:45	4	2	5	2	1	0	0	0	0	0	0	0	0	12	
13:00	1	3	3	0	1	0	0	0	0	0	0	0	0	8	
13:15	0	3	1	2	2	0	0	0	0	0	0	0	0	8	
13:30	1	2	1	3	1	0	0	0	0	0	0	0	0	8	
13:45	0	3	2	4	1	0	0	0	0	0	0	0	0	10	
14:00	0	1	4	0	5	0	0	0	0	0	0	0	0	10	
14:15	1	2	2	2	1	0	0	0	0	0	0	0	0	8	
14:30	2	3	1	3	1	0	0	0	0	0	0	0	0	10	
14:45	0	2	11	7	2	0	0	0	0	0	0	0	0	22	
15:00	1	4	9	4	3	0	0	0	0	0	0	0	0	20	
15:15	1	1	4	6	0	0	0	0	0	0	0	0	0	12	
15:30	1	3	2	0	2	0	0	0	0	0	0	0	0	8	
15:45	2	4	3	4	1	0	0	0	0	0	0	0	0	14	
16:00	1	0	3	3	0	0	0	0	0	0	0	0	0	7	
16:15	2	1	6	3	0	0	0	0	0	0	0	0	0	14	
16:30	0	4	3	2	0	0	0	0	0	0	0	0	0	9	
16:45	1	2	5	0	0	0	0	0	0	0	0	0	0	8	
17:00	0	2	7	3	0	0	0	0	0	0	0	0	0	12	
17:15	0	0	5	0	0	0	0	0	0	0	0	0	0	5	
17:30	0	2	3	3	2	0	0	0	0	0	0	0	0	11	
17:45	0	5	3	3	0	0	0	0	0	0	0	0	0	11	
18:00	0	3	3	0	0	0	0	0	0	0	0	0	0	6	
18:15	1	1	1	6	0	0	0	0	0	0	0	0	0	9	
18:30	0	1	1	3	0	0	0	0	0	0	0	0	0	5	
18:45	1	0	2	2	0	0	0	0	0	0	0	0	0	5	
19:00	0	0	1	1	2	0	0	0	0	0	0	0	0	4	
19:15	0	2	1	0	1	0	0	0	0	0	0	0	0	4	
19:30	1	0	2	2	1	0	0	0	0	0	0	0	0	6	
19:45	0	1	1	2	1	0	0	0	0	0	0	0	0	5	
20:00	0	2	1	0	1	0	0	0	0	0	0	0	0	4	
20:15	0	0	1	2	2	0	0	0	0	0	0	0	0	5	
20:30	1	0	0	2	0	0	0	0	0	0	0	0	0	3	
20:45	0	1	1	0	0	0	0	0	0	0	0	0	0	3	
21:00	0	1	1	2	0	0	0	0	0	0	0	0	0	4	
21:15	0	1	0	1	1	0	0	0	0	0	0	0	0	3	
21:30	0	2	1	0	1	0	0	0	0	0	0	0	0	4	
21:45	0	0	0	1	0	0	0	0	0	0	0	0	0	1	
22:00	0	1	0	1	1	1	0	0	0	0	0	0	0	4	
22:15	0	0	0	1	0	0	0	0	0	0	0	0	0	1	
22:30	0	0	0	2	0	0	0	0	0	0	0	0	0	2	
22:45	0	0	0	0	2	0	0	0	0	0	0	0	0	2	
23:00	0	0	0	0	1	0	0	0	0	0	0	0	0	1	
23:15	0	0	0	1	0	0	0	0	0	0	0	0	0	1	
23:30	1	0	1	0	2	0	0	0	0	0	0	0	0	4	
23:45	0	0	0	1	0	0	0	0	0	0	0	0	0	1	
ADT	47	101	174	111	62	8	2	0	0	0	0	0	0	533	
% of Totals	8%	18%	32%	21%	12%	1%	0%	0%	0%	0%	0%	0%	0%	100%	
AM Volumes	23	37	68	57	20	5	0	0	0	0	0	0	0	210	
% AM	48%	74%	124%	104%	48%	11%								38%	
AM Peak Hour	10:30	07:45	07:45	07:30	07:15									07:45	
Volume	8	18	27	24	8	2								76	
PM Volumes	24	64	110	86	36	8	0	0	0	0	0	0	0	348	
% PM	49%	12%	20%	17%	58%	15%	0%	0%	0%	0%	0%	0%	0%	62%	
PM Peak Hour	12:15	15:00	14:45	14:30	13:15	20:00	15:30							14:30	
Volume	1	12	20	20	9	9								64	
Directional Peak Periods			AM 7-9			NOON 12-2			PM 4-6			Off Peak Volumes			
All Classes	Volume	102	↔	%	18%	Volume	75	↔	%	14%	Volume	77	↔	%	14%
Street Name	Direction	15th	50th	Average	85th	95th	ADT								
S Lamer St	Summary	17	24	23	30	34	553								

SPEED

S Lamer St Bet. W Olive Ave & W Oak St

Day: Thursday
Date: 1/20/2022

City: Burbank
Project #: CA22_020022_009n

North Bound

Time	< 15	15 - 19	20 - 24	25 - 29	30 - 34	35 - 39	40 - 44	45 - 49	50 - 54	55 - 59	60 - 64	65 - 69	70 +	Total
00:00 AM	0	0	0	0	0	1	0	0	0	0	0	0	0	1
01:00	0	1	0	0	0	0	0	0	0	0	0	0	0	1
02:00	0	0	0	0	0	1	0	0	0	0	0	0	0	1
03:00	0	0	0	0	0	0	0	0	0	0	0	0	0	0
04:00	0	0	0	0	0	0	0	0	0	0	0	0	0	0
05:00	0	1	1	1	1	0	0	0	0	0	0	0	0	4
06:00	0	1	0	2	1	0	0	0	0	0	0	0	0	4
07:00	0	1	12	12	2	0	0	0	0	0	0	0	0	27
08:00	3	5	9	9	5	0	0	0	0	0	0	0	0	31
09:00	0	4	2	4	1	0	0	0	0	0	0	0	0	11
10:00	2	1	7	4	1	0	0	0	0	0	0	0	0	15
11:00	2	3	7	7	3	0	0	0	0	0	0	0	0	22
12:00 PM	2	3	4	6	1	0	0	0	0	0	0	0	0	16
13:00	1	4	4	7	4	0	0	0	0	0	0	0	0	20
14:00	1	3	11	6	7	0	0	0	0	0	0	0	0	28
15:00	3	9	10	10	5	0	0	0	0	0	0	0	0	37
16:00	3	4	11	7	1	0	0	0	0	0	0	0	0	26
17:00	0	2	10	8	3	0	1	0	0	0	0	0	0	24
18:00	0	1	4	10	0	0	0	0	0	0	0	0	0	15
19:00	1	1	4	3	4	0	0	0	0	0	0	0	0	13
20:00	1	1	2	3	2	1	0	0	0	0	0	0	0	10
21:00	0	2	2	3	1	0	0	0	0	0	0	0	0	8
22:00	0	0	0	2	2	1	0	0	0	0	0	0	0	5
23:00	1	0	0	0	0	0	0	0	0	0	0	0	0	1
Totals	20	47	100	104	44	4	1							320
% of Totals	6%	15%	31%	33%	14%	1%	0%							100%

AM Volumes	7	17	38	39	14	2	0	0	0	0	0	0	0	117	
% AM	2%	5%	12%	12%	4%	1%								37%	
AM Peak Hour	08:00	08:00	07:00	07:00	08:00									08:00	
Volume	3	5	12	12	5	1								31	
PM Volumes	13	30	62	65	30	2	1	0	0	0	0	0	0	203	
% PM	4%	9%	19%	20%	9%	1%	0%							63%	
PM Peak Hour	15:00	15:00	14:00	15:00	14:00	20:00	17:00							15:00	
Volume	3	9	11	10	7	1	1							37	
Directional Peak Periods		AM 7-9				NOON 12-2			PM 4-6			Off Peak Volumes			
All Speeds		Volume		%		Volume		%		Volume		%	Volume	%	
		58	↔	18%		36	↔	11%		50	↔	16%	176	↔	55%

Street Name	Direction	Percentiles					
		15th	50th	Average	85th	95th	ADT
S Lamer St	North Bound	18	25	24	30	34	320
S Lamer St	South Bound	16	22	22	29	33	233

SPEED

S Lamer St Bet. W Olive Ave & W Oak St

Day: Thursday
Date: 1/20/2022

City: Burbank
Project #: CA22_020022_009s

South Bound

Time	< 15	15 - 19	20 - 24	25 - 29	30 - 34	35 - 39	40 - 44	45 - 49	50 - 54	55 - 59	60 - 64	65 - 69	70 +	Total
00:00 AM	1	0	0	0	0	1	0	0	0	0	0	0	0	2
01:00	0	0	1	1	0	0	0	0	0	0	0	0	0	2
02:00	0	0	0	0	0	0	0	0	0	0	0	0	0	0
03:00	0	0	0	0	0	0	0	0	0	0	0	0	0	0
04:00	0	0	0	0	0	0	0	0	0	0	0	0	0	0
05:00	0	1	0	1	0	0	0	0	0	0	0	0	0	2
06:00	0	1	4	0	2	0	0	0	0	0	0	0	0	7
07:00	3	4	3	6	2	1	0	0	0	0	0	0	0	19
08:00	2	10	8	4	1	0	0	0	0	0	0	0	0	25
09:00	4	0	4	2	0	0	0	0	0	0	0	0	0	10
10:00	3	2	6	1	1	1	0	0	0	0	0	0	0	14
11:00	3	2	4	3	0	0	0	0	0	0	0	0	0	12
12:00 PM	4	6	8	4	3	0	0	0	0	0	0	0	0	25
13:00	1	7	3	2	1	0	0	0	0	0	0	0	0	14
14:00	2	5	7	6	2	0	0	0	0	0	0	0	0	22
15:00	1	3	8	4	1	0	0	0	0	0	0	0	0	17
16:00	1	3	6	1	0	0	1	0	0	0	0	0	0	12
17:00	0	2	10	1	2	0	0	0	0	0	0	0	0	15
18:00	2	1	3	4	0	0	0	0	0	0	0	0	0	10
19:00	0	2	1	2	1	0	0	0	0	0	0	0	0	6
20:00	0	2	1	1	1	0	0	0	0	0	0	0	0	5
21:00	0	2	0	1	1	0	0	0	0	0	0	0	0	4
22:00	0	1	0	1	2	0	0	0	0	0	0	0	0	4
23:00	0	0	1	2	2	1	0	0	0	0	0	0	0	6
Totals	27	54	78	47	22	4	1							233
% of Totals	12%	23%	33%	20%	9%	2%	0%							100%

AM Volumes	16	20	30	18	6	3	0	0	0	0	0	0	0	93			
% AM	7%	9%	13%	8%	3%	1%								40%			
AM Peak Hour	09:00	08:00	08:00	07:00	06:00									08:00			
Volume	4	10	8	6	2	1								25			
PM Volumes	11	34	48	29	16	1	1	0	0	0	0	0	0	140			
% PM	5%	15%	21%	12%	7%	0%	0%							60%			
PM Peak Hour	12:00	13:00	17:00	14:00	12:00	23:00	16:00							12:00			
Volume	4	7	10	6	3	1	1							25			
Directional Peak Periods		AM 7-9				NOON 12-2			PM 4-6			Off Peak Volumes					
All Speeds		Volume	↔		%	Volume	↔		%	Volume	↔		%	Volume	↔		%
		44			19%	39			17%	27			12%	123			53%

Street Name	Direction	Percentiles					
		15th	50th	Average	85th	95th	ADT
S Lamer St	North Bound	18	25	24	30	34	320
S Lamer St	South Bound	16	22	22	29	33	233

SPEED

S Lamer St Bet. W Olive Ave & W Oak St

Day: Thursday
Date: 1/20/2022

City: Burbank
Project #: CA22_020022_009

Summary

Time	< 15	15 - 19	20 - 24	25 - 29	30 - 34	35 - 39	40 - 44	45 - 49	50 - 54	55 - 59	60 - 64	65 - 69	70 +	Total
00:00 AM	1	0	0	0	0	2	0	0	0	0	0	0	0	3
01:00	0	1	1	1	0	0	0	0	0	0	0	0	0	3
02:00	0	0	0	0	0	1	0	0	0	0	0	0	0	1
03:00	0	0	0	0	0	0	0	0	0	0	0	0	0	0
04:00	0	0	0	0	0	0	0	0	0	0	0	0	0	0
05:00	0	2	1	2	1	0	0	0	0	0	0	0	0	6
06:00	0	2	4	2	3	0	0	0	0	0	0	0	0	11
07:00	3	5	15	18	4	1	0	0	0	0	0	0	0	46
08:00	5	15	17	13	6	0	0	0	0	0	0	0	0	56
09:00	4	4	6	6	1	0	0	0	0	0	0	0	0	21
10:00	5	3	13	5	2	1	0	0	0	0	0	0	0	29
11:00	5	5	11	10	3	0	0	0	0	0	0	0	0	34
12:00 PM	6	9	12	10	4	0	0	0	0	0	0	0	0	41
13:00	2	11	7	9	5	0	0	0	0	0	0	0	0	34
14:00	3	8	18	12	9	0	0	0	0	0	0	0	0	50
15:00	4	12	18	14	6	0	0	0	0	0	0	0	0	54
16:00	4	7	17	8	1	0	1	0	0	0	0	0	0	38
17:00	0	4	20	9	5	0	1	0	0	0	0	0	0	39
18:00	2	2	7	14	0	0	0	0	0	0	0	0	0	25
19:00	1	3	5	5	5	0	0	0	0	0	0	0	0	19
20:00	1	3	3	4	3	1	0	0	0	0	0	0	0	15
21:00	0	4	2	4	2	0	0	0	0	0	0	0	0	12
22:00	0	1	0	3	4	1	0	0	0	0	0	0	0	9
23:00	1	0	1	2	2	1	0	0	0	0	0	0	0	7
Totals	47	101	178	151	66	8	2							553
% of Totals	8%	18%	32%	27%	12%	1%	0%							100%

AM Volumes	23	37	68	57	20	5	0	0	0	0	0	0	0	210		
% AM	4%	7%	12%	10%	4%	1%								38%		
AM Peak Hour	08:00	08:00	08:00	07:00	08:00									08:00		
Volume	5	15	17	18	6	2								56		
PM Volumes	24	64	110	94	46	3	2	0	0	0	0	0	0	343		
% PM	4%	12%	20%	17%	8%	1%	0%							62%		
PM Peak Hour	12:00	15:00	17:00	15:00	14:00	20:00	16:00							15:00		
Volume	6	12	20	14	9	1	1							54		
Directional Peak Periods		AM 7-9				NOON 12-2			PM 4-6			Off Peak Volumes				
All Speeds		Volume	↔		%	Volume	↔		%	Volume	↔		%	Volume	↔	
		102			18%	75			14%	77			14%	299		

Street Name	Direction	Percentiles					
		15th	50th	Average	85th	95th	ADT
S Lamer St	Summary	17	24	23	30	34	553

VOLUME

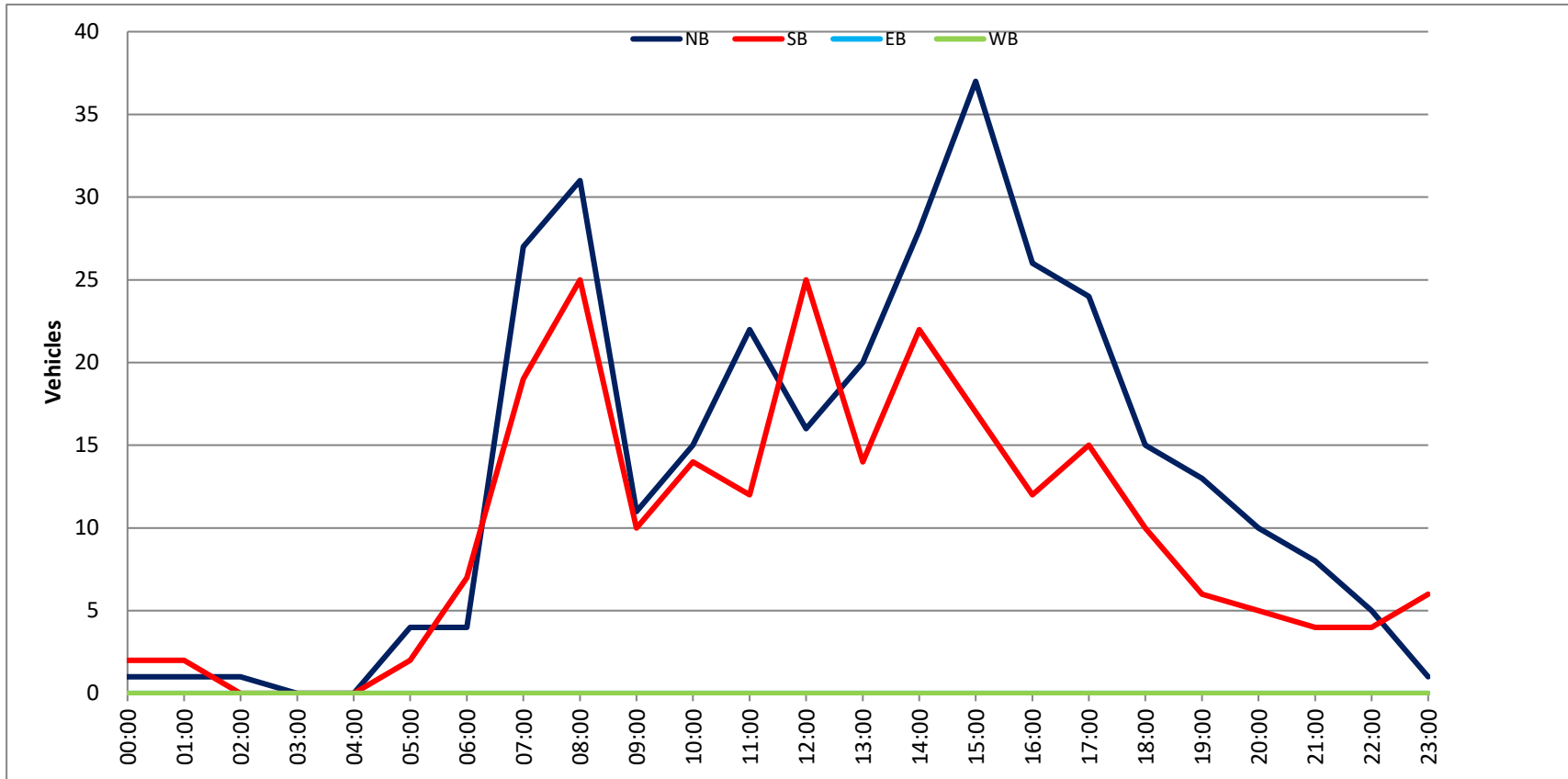
S Lamer St Bet. W Olive Ave & W Oak St

Day: Thursday
 Date: 1/20/2022

City: Burbank
 Project #: CA22_020022_009

DAILY TOTALS					NB	SB	EB	WB	Total		
					320	233	0	0	553		
AM Period	NB	SB	EB	WB	TOTAL	PM Period	NB	SB	EB	WB	TOTAL
00:00	0	0	0	0		12:00	3	7	0	0	10
00:15	1	1	0	0	2	12:15	5	3	0	0	8
00:30	0	1	0	0	1	12:30	5	6	0	0	11
00:45	0	1	0	2	3	12:45	3	16	9	25	41
01:00	0	0	0	0		13:00	4	4	0	0	8
01:15	1	1	0	0	2	13:15	6	2	0	0	8
01:30	0	0	0	0		13:30	3	5	0	0	8
01:45	0	1	1	2	3	13:45	7	20	3	14	34
02:00	0	0	0	0		14:00	6	4	0	0	10
02:15	0	0	0	0		14:15	4	4	0	0	8
02:30	1	0	0	0	1	14:30	6	4	0	0	10
02:45	0	1	0	0	1	14:45	12	28	10	22	50
03:00	0	0	0	0		15:00	17	3	0	0	20
03:15	0	0	0	0		15:15	5	7	0	0	12
03:30	0	0	0	0		15:30	6	2	0	0	8
03:45	0	0	0	0		15:45	9	37	5	17	54
04:00	0	0	0	0		16:00	5	2	0	0	7
04:15	0	0	0	0		16:15	10	4	0	0	14
04:30	0	0	0	0		16:30	8	1	0	0	9
04:45	0	0	0	0		16:45	3	26	5	12	38
05:00	1	0	0	0	1	17:00	6	6	0	0	12
05:15	1	2	0	0	3	17:15	2	3	0	0	5
05:30	1	0	0	0	1	17:30	7	4	0	0	11
05:45	1	4	0	2	6	17:45	9	24	2	15	39
06:00	1	2	0	0	3	18:00	4	2	0	0	6
06:15	1	0	0	0	1	18:15	6	3	0	0	9
06:30	1	1	0	0	2	18:30	2	3	0	0	5
06:45	1	4	4	7	11	18:45	3	15	2	10	25
07:00	1	1	0	0	2	19:00	2	2	0	0	4
07:15	2	3	0	0	5	19:15	2	2	0	0	4
07:30	5	6	0	0	11	19:30	4	2	0	0	6
07:45	19	27	9	19	46	19:45	5	13	0	6	19
08:00	9	11	0	0	20	20:00	3	1	0	0	4
08:15	9	5	0	0	14	20:15	2	3	0	0	5
08:30	6	8	0	0	14	20:30	3	0	0	0	3
08:45	7	31	1	25	56	20:45	2	10	1	5	15
09:00	4	2	0	0	6	21:00	3	1	0	0	4
09:15	0	4	0	0	4	21:15	3	0	0	0	3
09:30	3	3	0	0	6	21:30	2	2	0	0	4
09:45	4	11	1	10	21	21:45	0	8	1	4	12
10:00	2	3	0	0	5	22:00	2	2	0	0	4
10:15	8	2	0	0	10	22:15	0	1	0	0	1
10:30	4	3	0	0	7	22:30	1	1	0	0	2
10:45	1	15	6	14	29	22:45	2	5	0	4	9
11:00	5	3	0	0	8	23:00	0	1	0	0	1
11:15	6	2	0	0	8	23:15	0	1	0	0	1
11:30	5	3	0	0	8	23:30	1	3	0	0	4
11:45	6	22	4	12	34	23:45	0	1	1	6	7
TOTALS	117	93			210	TOTALS	203	140			343
SPLIT %	55.7%	44.3%			38.0%	SPLIT %	59.2%	40.8%			62.0%

DAILY TOTALS					NB	SB	EB	WB	Total
					320	233	0	0	553
AM Peak Hour	07:45	07:45		07:45	PM Peak Hour	14:30	12:00		14:30
AM Pk Volume	43	33		76	PM Pk Volume	40	25		64
Pk Hr Factor	0.566	0.750		0.679	Pk Hr Factor	0.588	0.694		0.727
7 - 9 Volume	58	44	0	102	4 - 6 Volume	50	27	0	77
7 - 9 Peak Hour	07:45	07:45		07:45	4 - 6 Peak Hour	16:15	16:45		16:15
7 - 9 Pk Volume	43	33	0	76	4 - 6 Pk Volume	27	18	0	43
Pk Hr Factor	0.566	0.750	0.000	0.679	Pk Hr Factor	0.675	0.750	0.000	0.768



SPEED

S Parish Pl Bet. W Oak St & W Alameda Ave

Day: Tuesday
Date: 1/18/2022

City: Burbank
Project #: CA22_020022_012n

North Bound

Time	<15	15-19	20-24	25-29	30-34	35-39	40-44	45-49	50-54	55-59	60-64	65-69	70+	Total
00:00 AM	0	0	0	0	0	0	0	0	0	0	0	0	0	0
00:15	0	0	0	0	0	0	0	0	0	0	0	0	0	0
00:30	0	0	0	0	0	0	0	0	0	0	0	0	0	0
00:45	1	0	0	0	0	0	0	0	0	0	0	0	0	1
01:00	0	0	0	0	0	0	0	0	0	0	0	0	0	0
01:15	0	0	0	0	0	0	0	0	0	0	0	0	0	0
01:30	0	0	0	0	0	0	0	0	0	0	0	0	0	0
01:45	0	0	0	0	0	0	0	0	0	0	0	0	0	0
02:00	0	0	0	0	0	0	0	0	0	0	0	0	0	0
02:15	0	0	0	0	0	0	0	0	0	0	0	0	0	0
02:30	0	0	0	0	0	0	0	0	0	0	0	0	0	0
02:45	0	0	0	0	0	0	0	0	0	0	0	0	0	0
03:00	0	0	0	0	0	0	0	0	0	0	0	0	0	0
03:15	0	0	0	0	0	0	0	0	0	0	0	0	0	0
03:30	0	0	0	0	0	0	0	0	0	0	0	0	0	0
03:45	0	0	0	0	0	0	0	0	0	0	0	0	0	0
04:00	0	0	0	0	0	0	0	0	0	0	0	0	0	0
04:15	0	0	0	0	0	0	0	0	0	0	0	0	0	0
04:30	0	0	0	0	0	0	0	0	0	0	0	0	0	0
04:45	0	0	0	0	0	0	0	0	0	0	0	0	0	0
05:00	0	0	0	0	0	0	0	0	0	0	0	0	0	0
05:15	0	0	0	0	0	0	0	0	0	0	0	0	0	0
05:30	0	0	0	0	0	0	0	0	0	0	0	0	0	0
05:45	0	0	0	0	0	0	0	0	0	0	0	0	0	0
06:00	0	0	0	0	0	0	0	0	0	0	0	0	0	0
06:15	0	0	1	0	0	0	0	0	0	0	0	0	0	1
06:30	0	0	0	0	0	0	0	0	0	0	0	0	0	0
06:45	1	2	1	0	0	0	0	0	0	0	0	0	0	4
07:00	0	1	2	0	0	0	0	0	0	0	0	0	0	3
07:15	0	1	1	0	0	0	0	0	0	0	0	0	0	2
07:30	0	2	5	0	0	0	0	0	0	0	0	0	0	7
07:45	1	0	5	0	0	0	0	0	0	0	0	0	0	6
08:00	0	2	1	1	0	0	0	0	0	0	0	0	0	4
08:15	0	2	1	0	0	0	0	0	0	0	0	0	0	3
08:30	0	2	1	1	0	0	0	0	0	0	0	0	0	4
08:45	0	3	0	0	0	0	0	0	0	0	0	0	0	3
09:00	1	1	0	0	0	0	0	0	0	0	0	0	0	2
09:15	0	1	1	0	0	0	0	0	0	0	0	0	0	2
09:30	1	2	0	0	0	0	0	0	0	0	0	0	0	3
09:45	0	0	0	0	0	0	0	0	0	0	0	0	0	0
10:00	2	0	2	0	0	0	0	0	0	0	0	0	0	4
10:15	0	2	1	0	0	0	0	0	0	0	0	0	0	3
10:30	0	2	0	0	0	0	0	0	0	0	0	0	0	2
10:45	1	0	0	0	0	0	0	0	0	0	0	0	0	1
11:00	0	1	3	1	0	0	0	0	0	0	0	0	0	5
11:15	0	4	2	1	0	0	0	0	0	0	0	0	0	7
11:30	1	2	0	0	0	0	0	0	0	0	0	0	0	3
11:45	1	5	0	0	0	0	0	0	0	0	0	0	0	6
12:00 PM	0	1	2	1	0	0	0	0	0	0	0	0	0	4
12:15	0	1	3	0	0	0	0	0	0	0	0	0	0	4
12:30	0	0	0	1	0	0	0	0	0	0	0	0	0	1
12:45	0	0	2	0	0	0	0	0	0	0	0	0	0	2
13:00	0	2	1	0	0	0	0	0	0	0	0	0	0	3
13:15	1	1	3	0	0	0	0	0	0	0	0	0	0	5
13:30	0	1	1	0	0	0	0	0	0	0	0	0	0	2
13:45	0	2	0	0	0	0	0	0	0	0	0	0	0	2
14:00	2	1	0	0	0	0	0	0	0	0	0	0	0	3
14:15	4	3	0	0	0	0	0	0	0	0	0	0	0	7
14:30	2	5	0	0	0	0	0	0	0	0	0	0	0	7
14:45	1	3	2	1	0	0	0	0	0	0	0	0	0	7
15:00	2	8	0	1	0	0	0	0	0	0	0	0	0	11
15:15	1	3	3	0	0	0	0	0	0	0	0	0	0	7
15:30	2	1	1	0	0	0	0	0	0	0	0	0	0	4
15:45	1	1	2	0	0	0	0	0	0	0	0	0	0	4
16:00	1	0	1	1	0	0	0	0	0	0	0	0	0	3
16:15	0	3	0	0	0	0	0	0	0	0	0	0	0	3
16:30	0	2	0	0	0	0	0	0	0	0	0	0	0	2
16:45	3	2	1	0	0	0	0	0	0	0	0	0	0	6
17:00	0	1	0	0	0	0	0	0	0	0	0	0	0	1
17:15	0	1	2	0	0	0	0	0	0	0	0	0	0	3
17:30	1	3	3	0	0	0	0	0	0	0	0	0	0	7
17:45	0	2	1	0	0	0	0	0	0	0	0	0	0	3
18:00	0	2	2	0	0	0	0	0	0	0	0	0	0	4
18:15	0	5	0	0	0	0	0	0	0	0	0	0	0	5
18:30	2	0	2	0	0	0	0	0	0	0	0	0	0	6
18:45	0	2	0	0	0	0	0	0	0	0	0	0	0	2
19:00	0	1	0	0	0	0	0	0	0	0	0	0	0	1
19:15	0	1	0	0	0	0	0	0	0	0	0	0	0	1
19:30	2	3	0	0	0	0	0	0	0	0	0	0	0	5
19:45	0	1	0	0	0	0	0	0	0	0	0	0	0	1
20:00	0	3	0	1	0	0	0	0	0	0	0	0	0	4
20:15	0	0	0	0	0	0	0	0	0	0	0	0	0	0
20:30	0	0	0	0	0	0	0	0	0	0	0	0	0	0
20:45	1	0	0	0	0	0	0	0	0	0	0	0	0	1
21:00	0	1	1	0	0	0	0	0	0	0	0	0	0	2
21:15	0	1	1	0	0	0	0	0	0	0	0	0	0	2
21:30	0	2	0	0	0	0	0	0	0	0	0	0	0	2
21:45	0	0	0	0	0	0	0	0	0	0	0	0	0	0
22:00	0	0	1	0	0	0	0	0	0	0	0	0	0	1
22:15	0	1	1	0	0	0	0	0	0	0	0	0	0	2
22:30	0	1	0	0	0	0	0	0	0	0	0	0	0	1
22:45	0	1	0	0	0	0	0	0	0	0	0	0	0	1
23:00	0	0	0	0	0	0	0	0	0	0	0	0	0	0
23:15	0	0	0	0	0	0	0	0	0	0	0	0	0	0
23:30	0	0	0	0	0	0	0	0	0	0	0	0	0	0
23:45	0	0	0	0	0	0	0	0	0	0	0	0	0	0
AM Totals	37	106	81	12	1									237
% of Totals	17%	50%	28%	6%	0%									100%

Directional Peak Periods	AM 7-9	NOON 12-2	PM 4-6	Off Peak Volumes
All Classes	Volume	%	Volume	%
	31	14%	23	11%
			29	13%
			135	62%

Street Name	Direction	15th	50th	Average	85th	95th	ADT
S Parish Pl	North Bound	14	18	18	23	26	218
S Parish Pl	South Bound	15	20	19	24	27	266

Prepared by National Data & Surveying Services
SPEED
 S Parish Pl Bet. W Oak St & W Alameda Ave

Day: Tuesday
 Date: 1/18/2022

City: Burbank
 Project #: CA22_020022_012s

South Bound

Time	<15	15-19	20-24	25-29	30-34	35-39	40-44	45-49	50-54	55-59	60-64	65-69	70+	Total
00:00 AM	0	0	0	0	0	0	0	0	0	0	0	0	0	0
00:15	0	0	0	0	0	0	0	0	0	0	0	0	0	0
00:30	0	0	1	0	0	0	0	0	0	0	0	0	0	1
00:45	0	0	1	0	0	0	0	0	0	0	0	0	0	1
01:00	0	0	0	0	0	0	0	0	0	0	0	0	0	0
01:15	0	0	1	0	0	0	0	0	0	0	0	0	0	1
01:30	0	0	0	0	0	0	0	0	0	0	0	0	0	0
01:45	1	0	0	0	0	0	0	0	0	0	0	0	0	1
02:00	0	0	0	0	0	0	0	0	0	0	0	0	0	0
02:15	0	0	0	0	0	0	0	0	0	0	0	0	0	0
02:30	0	0	0	0	0	0	0	0	0	0	0	0	0	0
02:45	0	0	0	0	0	0	0	0	0	0	0	0	0	0
03:00	0	0	1	0	0	0	0	0	0	0	0	0	0	1
03:15	0	0	0	0	0	0	0	0	0	0	0	0	0	0
03:30	0	1	0	0	0	0	0	0	0	0	0	0	0	1
03:45	0	0	0	0	0	0	0	0	0	0	0	0	0	0
04:00	0	0	0	0	0	0	0	0	0	0	0	0	0	0
04:15	0	0	0	0	0	0	0	0	0	0	0	0	0	0
04:30	0	0	0	0	0	0	0	0	0	0	0	0	0	0
04:45	0	0	0	0	0	0	0	0	0	0	0	0	0	0
05:00	0	0	0	0	0	0	0	0	0	0	0	0	0	0
05:15	0	0	1	0	0	0	0	0	0	0	0	0	0	1
05:30	0	0	2	0	0	0	0	0	0	0	0	0	0	2
05:45	0	0	1	0	0	0	0	0	0	0	0	0	0	1
06:00	0	0	0	0	0	0	0	0	0	0	0	0	0	0
06:15	1	0	0	0	0	0	0	0	0	0	0	0	0	1
06:30	0	1	1	0	0	0	0	0	0	0	0	0	0	2
06:45	0	1	0	0	0	0	0	0	0	0	0	0	0	1
07:00	0	3	1	0	0	0	0	0	0	0	0	0	0	4
07:15	0	1	1	0	1	0	0	0	0	0	0	0	0	3
07:30	0	1	1	1	0	0	0	0	0	0	0	0	0	3
07:45	1	0	2	1	0	0	0	0	0	0	0	0	0	4
08:00	1	4	2	1	0	0	0	0	0	0	0	0	0	8
08:15	0	4	3	0	0	0	0	0	0	0	0	0	0	7
08:30	0	0	1	1	0	0	0	0	0	0	0	0	0	2
08:45	1	5	0	0	0	0	0	0	0	0	0	0	0	6
09:00	0	0	1	0	0	0	0	0	0	0	0	0	0	1
09:15	0	3	1	0	0	0	0	0	0	0	0	0	0	4
09:30	1	4	0	0	0	0	0	0	0	0	0	0	0	5
09:45	0	2	1	0	0	0	0	0	0	0	0	0	0	3
10:00	0	0	1	0	0	0	0	0	0	0	0	0	0	1
10:15	0	0	4	0	0	0	0	0	0	0	0	0	0	4
10:30	1	1	1	0	0	0	0	0	0	0	0	0	0	3
10:45	0	3	2	0	0	0	0	0	0	0	0	0	0	5
11:00	1	2	1	0	0	0	0	0	0	0	0	0	0	4
11:15	0	1	3	0	0	0	0	0	0	0	0	0	0	4
11:30	1	3	0	2	0	0	0	0	0	0	0	0	0	6
11:45	0	1	1	1	0	0	0	0	0	0	0	0	0	3
12:00 PM	1	3	2	0	0	0	0	0	0	0	0	0	0	6
12:15	1	0	4	1	0	0	0	0	0	0	0	0	0	6
12:30	1	4	2	0	0	0	0	0	0	0	0	0	0	7
12:45	1	1	3	1	0	0	0	0	0	0	0	0	0	6
13:00	2	0	2	0	0	0	0	0	0	0	0	0	0	4
13:15	0	1	1	3	0	0	0	0	0	0	0	0	0	5
13:30	0	1	1	0	0	0	0	0	0	0	0	0	0	2
13:45	1	1	2	1	0	0	0	0	0	0	0	0	0	5
14:00	0	4	2	1	0	0	0	0	0	0	0	0	0	7
14:15	2	4	2	0	0	0	0	0	0	0	0	0	0	8
14:30	1	2	2	0	0	0	0	0	0	0	0	0	0	5
14:45	1	3	3	2	0	0	0	0	0	0	0	0	0	9
15:00	3	4	2	2	0	0	0	0	0	0	0	0	0	11
15:15	1	1	4	1	0	0	0	0	0	0	0	0	0	7
15:30	0	5	3	1	0	0	0	0	0	0	0	0	0	9
15:45	1	2	1	1	0	0	0	0	0	0	0	0	0	5
16:00	1	3	2	0	0	0	0	0	0	0	0	0	0	6
16:15	1	2	2	1	0	0	0	0	0	0	0	0	0	6
16:30	2	3	3	1	0	0	0	0	0	0	0	0	0	9
16:45	0	2	0	0	0	0	0	0	0	0	0	0	0	2
17:00	1	0	1	0	0	0	0	0	0	0	0	0	0	2
17:15	0	0	1	1	0	0	0	0	0	0	0	0	0	2
17:30	0	0	5	0	0	0	0	0	0	0	0	0	0	5
17:45	2	2	1	0	0	0	0	0	0	0	0	0	0	5
18:00	0	2	2	0	0	0	0	0	0	0	0	0	0	4
18:15	0	1	0	0	0	0	0	0	0	0	0	0	0	1
18:30	0	1	1	0	0	0	0	0	0	0	0	0	0	2
18:45	0	2	1	0	0	0	0	0	0	0	0	0	0	3
19:00	0	1	2	0	0	0	0	0	0	0	0	0	0	3
19:15	0	0	0	0	0	0	0	0	0	0	0	0	0	0
19:30	0	0	1	0	0	0	0	0	0	0	0	0	0	1
19:45	0	1	1	0	0	0	0	0	0	0	0	0	0	2
20:00	0	0	0	0	0	0	0	0	0	0	0	0	0	0
20:15	0	1	1	0	0	0	0	0	0	0	0	0	0	2
20:30	1	0	1	0	0	0	0	0	0	0	0	0	0	2
20:45	0	0	2	0	0	0	0	0	0	0	0	0	0	2
21:00	0	0	0	0	0	0	0	0	0	0	0	0	0	0
21:15	0	1	0	0	0	0	0	0	0	0	0	0	0	1
21:30	0	1	2	0	0	0	0	0	0	0	0	0	0	3
21:45	0	0	2	0	0	0	0	0	0	0	0	0	0	2
22:00	1	1	0	0	0	0	0	0	0	0	0	0	0	2
22:15	0	1	1	0	0	0	0	0	0	0	0	0	0	2
22:30	0	0	0	0	0	0	0	0	0	0	0	0	0	0
22:45	0	0	0	0	0	0	0	0	0	0	0	0	0	0
23:00	0	0	0	0	0	0	0	0	0	0	0	0	0	0
23:15	0	0	0	0	0	0	0	0	0	0	0	0	0	0
23:30	0	0	0	0	0	0	0	0	0	0	0	0	0	0
23:45	0	0	0	0	0	0	0	0	0	0	0	0	0	0

Directional Peak Periods	AM 7-9	NOON 12-2	PM 4-6	Off Peak Volumes
All Classes	Volume 37	Volume 41	Volume 37	Volume 151
	% 14%	% 15%	% 14%	% 57%

Street Name	Direction	15th	50th	Average	85th	95th	ADT
S Parish Pl	North Bound	14	18	18	23	26	218
S Parish Pl	South Bound	15	20	19	24	27	266

Prepared by National Data & Surveying Services
SPEED
 S Parish Pl Bet. W Oak St & W Alameda Ave

Day: Tuesday
 Date: 1/18/2022

City: Burbank
 Project #: CA22_020022_012

Summary

Time	<15	15-19	20-24	25-29	30-34	35-39	40-44	45-49	50-54	55-59	60-64	65-69	70+	Total
00:00 AM	0	0	0	0	0	0	0	0	0	0	0	0	0	0
00:15	0	0	0	0	0	0	0	0	0	0	0	0	0	0
00:30	0	0	1	0	0	0	0	0	0	0	0	0	0	1
00:45	1	0	1	0	0	0	0	0	0	0	0	0	0	2
01:00	0	0	0	0	0	0	0	0	0	0	0	0	0	0
01:15	0	0	1	0	0	0	0	0	0	0	0	0	0	1
01:30	0	0	0	0	0	0	0	0	0	0	0	0	0	0
01:45	1	0	0	0	0	0	0	0	0	0	0	0	0	1
02:00	0	0	0	0	0	0	0	0	0	0	0	0	0	0
02:15	0	0	0	0	0	0	0	0	0	0	0	0	0	0
02:30	0	0	0	0	0	0	0	0	0	0	0	0	0	0
02:45	0	0	0	0	0	0	0	0	0	0	0	0	0	0
03:00	0	0	1	0	0	0	0	0	0	0	0	0	0	1
03:15	0	0	0	0	0	0	0	0	0	0	0	0	0	0
03:30	0	1	0	0	0	0	0	0	0	0	0	0	0	1
03:45	0	0	0	0	0	0	0	0	0	0	0	0	0	0
04:00	0	0	0	0	0	0	0	0	0	0	0	0	0	0
04:15	0	0	0	0	0	0	0	0	0	0	0	0	0	0
04:30	0	0	0	0	0	0	0	0	0	0	0	0	0	0
04:45	0	0	0	0	0	0	0	0	0	0	0	0	0	0
05:00	0	0	0	0	0	0	0	0	0	0	0	0	0	0
05:15	0	0	1	0	0	0	0	0	0	0	0	0	0	1
05:30	0	0	2	0	0	0	0	0	0	0	0	0	0	2
05:45	0	0	1	0	0	0	0	0	0	0	0	0	0	1
06:00	0	0	0	0	0	0	0	0	0	0	0	0	0	0
06:15	1	0	1	0	0	0	0	0	0	0	0	0	0	2
06:30	0	1	1	0	0	0	0	0	0	0	0	0	0	2
06:45	1	3	1	0	0	0	0	0	0	0	0	0	0	5
07:00	0	4	3	0	0	0	0	0	0	0	0	0	0	7
07:15	0	1	2	0	1	0	0	0	1	0	0	0	0	4
07:30	0	3	6	1	0	1	0	0	0	0	0	0	0	10
07:45	2	0	7	1	0	0	0	0	0	0	0	0	0	10
08:00	1	6	3	2	0	0	0	0	0	0	0	0	0	12
08:15	0	6	4	0	0	0	0	0	0	0	0	0	0	10
08:30	0	2	2	2	0	0	0	0	0	0	0	0	0	6
08:45	1	8	0	0	0	0	0	0	0	0	0	0	0	9
09:00	1	1	1	0	0	0	0	0	0	0	0	0	0	3
09:15	0	4	2	0	0	0	0	0	0	0	0	0	0	6
09:30	2	6	0	0	0	0	0	0	0	0	0	0	0	8
09:45	0	2	1	0	0	0	0	0	0	0	0	0	0	3
10:00	2	0	3	0	0	0	0	0	0	0	0	0	0	5
10:15	0	2	5	0	0	0	0	0	0	0	0	0	0	7
10:30	1	3	1	0	0	0	0	0	0	0	0	0	0	5
10:45	1	3	2	0	0	0	0	0	0	0	0	0	0	6
11:00	1	3	4	1	0	0	0	0	0	0	0	0	0	9
11:15	0	5	5	1	0	0	0	0	0	0	0	0	0	11
11:30	2	5	0	2	0	0	0	0	0	0	0	0	0	9
11:45	1	6	1	1	0	0	0	0	0	0	0	0	0	9
12:00 PM	1	4	4	1	0	0	0	0	0	0	0	0	0	10
12:15	1	1	7	1	0	0	0	0	0	0	0	0	0	10
12:30	1	4	2	1	0	0	0	0	0	0	0	0	0	8
12:45	1	1	5	1	0	0	0	0	0	0	0	0	0	8
13:00	2	2	5	0	0	0	0	0	0	0	0	0	0	7
13:15	1	2	4	3	0	0	0	0	0	0	0	0	0	10
13:30	0	2	2	0	0	0	0	0	0	0	0	0	0	4
13:45	1	3	2	1	0	0	0	0	0	0	0	0	0	7
14:00	2	5	2	1	0	0	0	0	0	0	0	0	0	10
14:15	6	7	2	0	0	0	0	0	0	0	0	0	0	15
14:30	3	7	2	0	0	0	0	0	0	0	0	0	0	12
14:45	2	6	5	3	0	0	0	0	0	0	0	0	0	16
15:00	5	12	2	3	0	0	0	0	0	0	0	0	0	22
15:15	2	4	7	1	0	0	0	0	0	0	0	0	0	14
15:30	2	6	4	1	0	0	0	0	0	0	0	0	0	13
15:45	2	3	3	1	0	0	0	0	0	0	0	0	0	9
16:00	2	3	3	1	0	0	0	0	0	0	0	0	0	9
16:15	1	5	2	1	0	0	0	0	0	0	0	0	0	10
16:30	2	5	3	1	0	0	0	0	0	0	0	0	0	11
16:45	3	4	1	0	0	0	0	0	0	0	0	0	0	8
17:00	1	1	1	0	0	0	0	0	0	0	0	0	0	3
17:15	0	1	3	1	0	0	0	0	0	0	0	0	0	5
17:30	1	3	8	0	0	0	0	0	0	0	0	0	0	12
17:45	2	4	2	0	0	0	0	0	0	0	0	0	0	8
18:00	0	4	4	0	0	0	0	0	0	0	0	0	0	8
18:15	0	6	0	0	0	0	0	0	0	0	0	0	0	6
18:30	2	3	1	2	0	0	0	0	0	0	0	0	0	8
18:45	0	4	1	0	0	0	0	0	0	0	0	0	0	5
19:00	0	2	2	0	0	0	0	0	0	0	0	0	0	4
19:15	0	1	0	0	0	0	0	0	0	0	0	0	0	1
19:30	2	3	1	0	0	0	0	0	0	0	0	0	0	6
19:45	0	2	1	0	0	0	0	0	0	0	0	0	0	3
20:00	0	3	0	1	0	0	0	0	0	0	0	0	0	4
20:15	0	1	1	0	0	0	0	0	0	0	0	0	0	2
20:30	1	0	1	0	0	0	0	0	0	0	0	0	0	2
20:45	1	2	0	0	0	0	0	0	0	0	0	0	0	3
21:00	0	1	1	0	0	0	0	0	0	0	0	0	0	2
21:15	0	2	1	0	0	0	0	0	0	0	0	0	0	3
21:30	0	3	2	0	0	0	0	0	0	0	0	0	0	5
21:45	0	0	2	0	0	0	0	0	0	0	0	0	0	2
22:00	1	1	1	0	0	0	0	0	0	0	0	0	0	3
22:15	0	2	2	0	0	0	0	0	0	0	0	0	0	4
22:30	0	1	0	0	0	0	0	0	0	0	0	0	0	1
22:45	0	1	0	0	0	0	0	0	0	0	0	0	0	1
23:00	0	0	1	0	0	0	0	0	0	0	0	0	0	1
23:15	0	0	0	0	0	0	0	0	0	0	0	0	0	0
23:30	0	0	0	0	0	0	0	0	0	0	0	0	0	0
23:45	0	0	0	0	0	0	0	0	0	0	0	0	0	0
Totals	70	212	104	36	7	0	0	0	0	0	0	0	0	608
% of Totals	12%	44%	34%	7%	0%	0%	0%	0%	0%	0%	0%	0%	0%	100%

AM Volumes	19	75	63	11	1	0	0	0	0	0	0	0	0	169	
% AM	4%	13%	13%	2%	0%									33%	
AM Peak Hour Volume	5	22	20	5	1									73	
PM Volumes	51	147	100	45	1	0	0	0	0	0	0	0	0	295	
% PM	11%	28%	21%	9%	0%									63%	
PM Peak Hour Volume	14	32	18	1										65	
Directional Peak Periods															
All Classes			AM 7-9			NOON 12-2			PM 4-6			Off Peak Volumes			
Volume	68	↔	14%	Volume	64	↔	13%	Volume	66	↔	14%	Volume	286	↔	59%

Street Name	Direction	Percentiles					
		15th	50th	Average	85th	95th	ADT
S Parish Pl	Summary	15	19	19	24	27	484

SPEED

S Parish Pl Bet. W Oak St & W Alameda Ave

Day: Tuesday
Date: 1/18/2022

City: Burbank
Project #: CA22_020022_012n

North Bound

Time	< 15	15 - 19	20 - 24	25 - 29	30 - 34	35 - 39	40 - 44	45 - 49	50 - 54	55 - 59	60 - 64	65 - 69	70 +	Total
00:00 AM	1	0	0	0	0	0	0	0	0	0	0	0	0	1
01:00	0	0	0	0	0	0	0	0	0	0	0	0	0	0
02:00	0	0	0	0	0	0	0	0	0	0	0	0	0	0
03:00	0	0	0	0	0	0	0	0	0	0	0	0	0	0
04:00	0	0	0	0	0	0	0	0	0	0	0	0	0	0
05:00	0	0	0	0	0	0	0	0	0	0	0	0	0	0
06:00	1	2	2	0	0	0	0	0	0	0	0	0	0	5
07:00	1	3	13	0	0	0	0	0	0	0	0	0	0	17
08:00	0	9	3	2	0	0	0	0	0	0	0	0	0	14
09:00	2	4	1	0	0	0	0	0	0	0	0	0	0	7
10:00	3	4	3	0	0	0	0	0	0	0	0	0	0	10
11:00	2	12	5	2	0	0	0	0	0	0	0	0	0	21
12:00 PM	0	2	7	2	0	0	0	0	0	0	0	0	0	11
13:00	1	6	5	0	0	0	0	0	0	0	0	0	0	12
14:00	9	12	2	1	0	0	0	0	0	0	0	0	0	24
15:00	6	13	6	1	0	0	0	0	0	0	0	0	0	26
16:00	4	7	2	1	1	0	0	0	0	0	0	0	0	15
17:00	1	7	6	0	0	0	0	0	0	0	0	0	0	14
18:00	2	11	2	2	0	0	0	0	0	0	0	0	0	17
19:00	2	6	0	0	0	0	0	0	0	0	0	0	0	8
20:00	1	3	0	1	0	0	0	0	0	0	0	0	0	5
21:00	0	4	2	0	0	0	0	0	0	0	0	0	0	6
22:00	0	3	2	0	0	0	0	0	0	0	0	0	0	5
23:00	0	0	0	0	0	0	0	0	0	0	0	0	0	0
Totals	36	108	61	12	1									218
% of Totals	17%	50%	28%	6%	0%									100%

AM Volumes	10	34	27	4	0	0	0	0	0	0	0	0	0	75		
% AM	5%	16%	12%	2%										34%		
AM Peak Hour	10:00	11:00	07:00	08:00										11:00		
Volume	3	12	13	2										21		
PM Volumes	26	74	34	8	1	0	0	0	0	0	0	0	0	143		
% PM	12%	34%	16%	4%	0%									66%		
PM Peak Hour	14:00	15:00	12:00	12:00	16:00									15:00		
Volume	9	13	7	2	1									26		
Directional Peak Periods		AM 7-9				NOON 12-2				PM 4-6			Off Peak Volumes			
All Speeds		Volume	↔		%	Volume	↔		%	Volume	↔		%	Volume	↔	
		31			14%	23			11%	29			13%	135		

Street Name	Direction	Percentiles					
		15th	50th	Average	85th	95th	ADT
S Parish Pl	North Bound	14	18	18	23	26	218
S Parish Pl	South Bound	15	20	19	24	27	266

SPEED

S Parish Pl Bet. W Oak St & W Alameda Ave

Day: Tuesday
Date: 1/18/2022

City: Burbank
Project #: CA22_020022_012s

South Bound

Time	< 15	15 - 19	20 - 24	25 - 29	30 - 34	35 - 39	40 - 44	45 - 49	50 - 54	55 - 59	60 - 64	65 - 69	70 +	Total
00:00 AM	0	0	2	0	0	0	0	0	0	0	0	0	0	2
01:00	1	0	1	0	0	0	0	0	0	0	0	0	0	2
02:00	0	0	0	0	0	0	0	0	0	0	0	0	0	0
03:00	0	1	1	0	0	0	0	0	0	0	0	0	0	2
04:00	0	0	0	0	0	0	0	0	0	0	0	0	0	0
05:00	0	0	4	0	0	0	0	0	0	0	0	0	0	4
06:00	1	2	1	0	0	0	0	0	0	0	0	0	0	4
07:00	1	5	5	2	1	0	0	0	0	0	0	0	0	14
08:00	2	13	6	2	0	0	0	0	0	0	0	0	0	23
09:00	1	9	3	0	0	0	0	0	0	0	0	0	0	13
10:00	1	4	8	0	0	0	0	0	0	0	0	0	0	13
11:00	2	7	5	3	0	0	0	0	0	0	0	0	0	17
12:00 PM	4	8	11	2	0	0	0	0	0	0	0	0	0	25
13:00	3	3	6	4	0	0	0	0	0	0	0	0	0	16
14:00	4	13	9	3	0	0	0	0	0	0	0	0	0	29
15:00	5	12	10	5	0	0	0	0	0	0	0	0	0	32
16:00	4	10	7	2	0	0	0	0	0	0	0	0	0	23
17:00	3	2	8	1	0	0	0	0	0	0	0	0	0	14
18:00	0	6	4	0	0	0	0	0	0	0	0	0	0	10
19:00	0	2	4	0	0	0	0	0	0	0	0	0	0	6
20:00	1	3	2	0	0	0	0	0	0	0	0	0	0	6
21:00	0	2	4	0	0	0	0	0	0	0	0	0	0	6
22:00	1	2	1	0	0	0	0	0	0	0	0	0	0	4
23:00	0	0	1	0	0	0	0	0	0	0	0	0	0	1
Totals	34	104	103	24	1									266
% of Totals	13%	39%	39%	9%	0%									100%

AM Volumes	9	41	36	7	1	0	0	0	0	0	0	0	0	94		
% AM	3%	15%	14%	3%	0%									35%		
AM Peak Hour	08:00	08:00	10:00	11:00	07:00									08:00		
Volume	2	13	8	3	1									23		
PM Volumes	25	63	67	17	0	0	0	0	0	0	0	0	0	172		
% PM	9%	24%	25%	6%										65%		
PM Peak Hour	15:00	14:00	12:00	15:00										15:00		
Volume	5	13	11	5										32		
Directional Peak Periods		AM 7-9				NOON 12-2				PM 4-6				Off Peak Volumes		
All Speeds		Volume	↔		%	Volume	↔		%	Volume	↔		%	Volume	↔	
		37			14%	41			15%	37			14%	151		

Street Name	Direction	Percentiles					
		15th	50th	Average	85th	95th	ADT
S Parish Pl	North Bound	14	18	18	23	26	218
S Parish Pl	South Bound	15	20	19	24	27	266

SPEED

S Parish Pl Bet. W Oak St & W Alameda Ave

Day: Tuesday
Date: 1/18/2022

City: Burbank
Project #: CA22_020022_012

Summary

Time	< 15	15 - 19	20 - 24	25 - 29	30 - 34	35 - 39	40 - 44	45 - 49	50 - 54	55 - 59	60 - 64	65 - 69	70 +	Total
00:00 AM	1	0	2	0	0	0	0	0	0	0	0	0	0	3
01:00	1	0	1	0	0	0	0	0	0	0	0	0	0	2
02:00	0	0	0	0	0	0	0	0	0	0	0	0	0	0
03:00	0	1	1	0	0	0	0	0	0	0	0	0	0	2
04:00	0	0	0	0	0	0	0	0	0	0	0	0	0	0
05:00	0	0	4	0	0	0	0	0	0	0	0	0	0	4
06:00	2	4	3	0	0	0	0	0	0	0	0	0	0	9
07:00	2	8	18	2	1	0	0	0	0	0	0	0	0	31
08:00	2	22	9	4	0	0	0	0	0	0	0	0	0	37
09:00	3	13	4	0	0	0	0	0	0	0	0	0	0	20
10:00	4	8	11	0	0	0	0	0	0	0	0	0	0	23
11:00	4	19	10	5	0	0	0	0	0	0	0	0	0	38
12:00 PM	4	10	18	4	0	0	0	0	0	0	0	0	0	36
13:00	4	9	11	4	0	0	0	0	0	0	0	0	0	28
14:00	13	25	11	4	0	0	0	0	0	0	0	0	0	53
15:00	11	25	16	6	0	0	0	0	0	0	0	0	0	58
16:00	8	17	9	3	1	0	0	0	0	0	0	0	0	38
17:00	4	9	14	1	0	0	0	0	0	0	0	0	0	28
18:00	2	17	6	2	0	0	0	0	0	0	0	0	0	27
19:00	2	8	4	0	0	0	0	0	0	0	0	0	0	14
20:00	2	6	2	1	0	0	0	0	0	0	0	0	0	11
21:00	0	6	6	0	0	0	0	0	0	0	0	0	0	12
22:00	1	5	3	0	0	0	0	0	0	0	0	0	0	9
23:00	0	0	1	0	0	0	0	0	0	0	0	0	0	1
Totals	70	212	164	36	2									484
% of Totals	14%	44%	34%	7%	0%									100%

AM Volumes	19	75	63	11	1	0	0	0	0	0	0	0	0	169		
% AM	4%	15%	13%	2%	0%									35%		
AM Peak Hour	10:00	08:00	07:00	11:00	07:00									11:00		
Volume	4	22	18	5	1									38		
PM Volumes	51	137	101	25	1	0	0	0	0	0	0	0	0	315		
% PM	11%	28%	21%	5%	0%									65%		
PM Peak Hour	14:00	14:00	12:00	15:00	16:00									15:00		
Volume	13	25	18	6	1									58		
Directional Peak Periods		AM 7-9				NOON 12-2				PM 4-6				Off Peak Volumes		
All Speeds		Volume			%	Volume			%	Volume			%	Volume		
		68	↔		14%	64	↔		13%	66	↔		14%	286	↔ 59%	

Street Name	Direction	Percentiles					
		15th	50th	Average	85th	95th	ADT
S Parish Pl	Summary	15	19	19	24	27	484

VOLUME

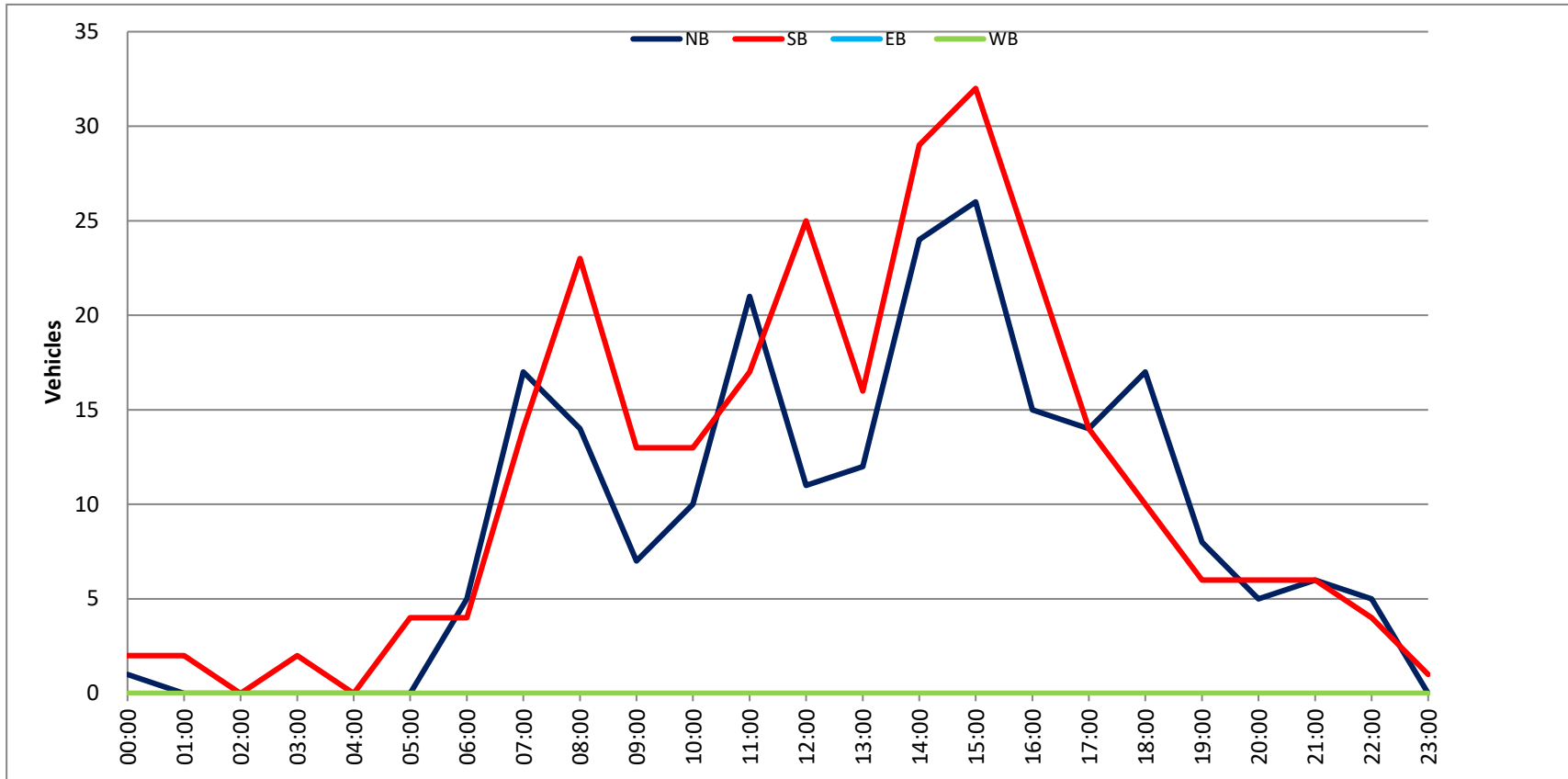
S Parish Pl Bet. W Oak St & W Alameda Ave

Day: Tuesday
 Date: 1/18/2022

City: Burbank
 Project #: CA22_020022_012

DAILY TOTALS					NB	SB	EB	WB	Total		
					218	266	0	0	484		
AM Period	NB	SB	EB	WB	TOTAL	PM Period	NB	SB	EB	WB	TOTAL
00:00	0	0	0	0		12:00	4	6	0	0	10
00:15	0	0	0	0		12:15	4	6	0	0	10
00:30	0	1	0	0	1	12:30	1	7	0	0	8
00:45	1	1	2	0	2 3	12:45	2	11	6	25	8 36
01:00	0	0	0	0		13:00	3	4	0	0	7
01:15	0	1	0	0	1	13:15	5	5	0	0	10
01:30	0	0	0	0		13:30	2	2	0	0	4
01:45	0	1	2	0	1 2	13:45	2	12	5	16	7 28
02:00	0	0	0	0		14:00	3	7	0	0	10
02:15	0	0	0	0		14:15	7	8	0	0	15
02:30	0	0	0	0		14:30	7	5	0	0	12
02:45	0	0	0	0		14:45	7	24	9	29	16 53
03:00	0	1	0	0	1	15:00	11	11	0	0	22
03:15	0	0	0	0		15:15	7	7	0	0	14
03:30	0	1	0	0	1	15:30	4	9	0	0	13
03:45	0	0	2	0	2	15:45	4	26	5	32	9 58
04:00	0	0	0	0		16:00	3	6	0	0	9
04:15	0	0	0	0		16:15	4	6	0	0	10
04:30	0	0	0	0		16:30	2	9	0	0	11
04:45	0	0	0	0		16:45	6	15	2	23	8 38
05:00	0	0	0	0		17:00	1	2	0	0	3
05:15	0	1	0	0	1	17:15	3	2	0	0	5
05:30	0	2	0	0	2	17:30	7	5	0	0	12
05:45	0	1	4	0	1 4	17:45	3	14	5	14	8 28
06:00	0	0	0	0		18:00	4	4	0	0	8
06:15	1	1	0	0	2	18:15	5	1	0	0	6
06:30	0	2	0	0	2	18:30	6	2	0	0	8
06:45	4	5	1	4	5 9	18:45	2	17	3	10	5 27
07:00	3	4	0	0	7	19:00	1	3	0	0	4
07:15	1	3	0	0	4	19:15	1	0	0	0	1
07:30	7	3	0	0	10	19:30	5	1	0	0	6
07:45	6	17	4	14	10 31	19:45	1	8	2	6	3 14
08:00	4	8	0	0	12	20:00	4	0	0	0	4
08:15	3	7	0	0	10	20:15	0	2	0	0	2
08:30	4	2	0	0	6	20:30	0	2	0	0	2
08:45	3	14	6	23	9 37	20:45	1	5	2	6	3 11
09:00	2	1	0	0	3	21:00	2	0	0	0	2
09:15	2	4	0	0	6	21:15	2	1	0	0	3
09:30	3	5	0	0	8	21:30	2	3	0	0	5
09:45	0	7	3	13	3 20	21:45	0	6	2	6	2 12
10:00	4	1	0	0	5	22:00	1	2	0	0	3
10:15	3	4	0	0	7	22:15	2	2	0	0	4
10:30	2	3	0	0	5	22:30	1	0	0	0	1
10:45	1	10	5	13	6 23	22:45	1	5	0	4	1 9
11:00	5	4	0	0	9	23:00	0	1	0	0	1
11:15	7	4	0	0	11	23:15	0	0	0	0	
11:30	3	6	0	0	9	23:30	0	0	0	0	
11:45	6	21	3	17	9 38	23:45	0	0	1	0	1
TOTALS	75	94			169	TOTALS	143	172			315
SPLIT %	44.4%	55.6%			34.9%	SPLIT %	45.4%	54.6%			65.1%

DAILY TOTALS					NB	SB	EB	WB	Total
					218	266	0	0	484
AM Peak Hour	11:00	08:00		07:30	PM Peak Hour	14:15	14:45		14:15
AM Pk Volume	21	23		42	PM Pk Volume	32	36		65
Pk Hr Factor	0.750	0.719		0.875	Pk Hr Factor	0.727	0.818		0.739
7 - 9 Volume	31	37	0	68	4 - 6 Volume	29	37	0	66
7 - 9 Peak Hour	07:30	08:00		07:30	4 - 6 Peak Hour	16:45	16:00		16:00
7 - 9 Pk Volume	20	23	0	42	4 - 6 Pk Volume	17	23	0	38
Pk Hr Factor	0.714	0.719	0.000	0.875	Pk Hr Factor	0.607	0.639	0.000	0.864



Prepared by National Data & Surveying Services
SPEED
 S Parish Pl Bet. W Oak St & W Alameda Ave

Day: Wednesday
 Date: 1/19/2022

City: Burbank
 Project #: CA22_020022_012n

North Bound

Time	<15	15-19	20-24	25-29	30-34	35-39	40-44	45-49	50-54	55-59	60-64	65-69	70+	Total
00:00 AM	0	0	0	0	0	0	0	0	0	0	0	0	0	0
00:15	0	1	0	0	0	0	0	0	0	0	0	0	0	1
00:30	0	0	0	0	0	0	0	0	0	0	0	0	0	0
00:45	0	0	0	0	0	0	0	0	0	0	0	0	0	0
01:00	0	0	0	0	0	0	0	0	0	0	0	0	0	0
01:15	0	0	0	0	0	0	0	0	0	0	0	0	0	0
01:30	0	0	0	0	0	0	0	0	0	0	0	0	0	0
01:45	0	0	0	0	0	0	0	0	0	0	0	0	0	0
02:00	0	0	0	0	0	0	0	0	0	0	0	0	0	0
02:15	0	0	0	0	0	0	0	0	0	0	0	0	0	0
02:30	0	0	0	0	0	0	0	0	0	0	0	0	0	0
02:45	0	0	0	0	0	0	0	0	0	0	0	0	0	0
03:00	0	0	0	0	0	0	0	0	0	0	0	0	0	0
03:15	0	0	0	0	0	0	0	0	0	0	0	0	0	0
03:30	0	0	0	0	0	0	0	0	0	0	0	0	0	0
03:45	0	0	0	0	0	0	0	0	0	0	0	0	0	0
04:00	0	0	0	0	0	0	0	0	0	0	0	0	0	0
04:15	0	0	0	0	0	0	0	0	0	0	0	0	0	0
04:30	0	0	0	0	0	0	0	0	0	0	0	0	0	0
04:45	0	0	0	0	0	0	0	0	0	0	0	0	0	0
05:00	0	0	0	0	0	0	0	0	0	0	0	0	0	0
05:15	0	0	0	0	0	0	0	0	0	0	0	0	0	0
05:30	0	0	0	0	0	0	0	0	0	0	0	0	0	0
05:45	0	0	1	0	0	0	0	0	0	0	0	0	0	1
06:00	0	0	0	0	0	0	0	0	0	0	0	0	0	0
06:15	0	1	0	0	0	0	0	0	0	0	0	0	0	1
06:30	0	0	0	0	0	0	0	0	0	0	0	0	0	0
06:45	0	1	1	0	0	0	0	0	0	0	0	0	0	2
07:00	0	1	1	0	0	0	0	0	0	0	0	0	0	2
07:15	0	1	0	1	0	0	0	0	0	0	0	0	0	2
07:30	0	5	0	0	0	0	0	0	0	0	0	0	0	5
07:45	0	4	1	0	0	0	0	0	0	0	0	0	0	5
08:00	2	2	0	0	0	0	0	0	0	0	0	0	0	4
08:15	0	1	2	0	0	0	0	0	0	0	0	0	0	3
08:30	0	1	1	1	0	0	0	0	0	0	0	0	0	3
08:45	1	1	0	0	0	0	0	0	0	0	0	0	0	2
09:00	0	1	1	0	0	0	0	0	0	0	0	0	0	2
09:15	0	1	1	1	0	0	0	0	0	0	0	0	0	3
09:30	1	1	0	0	0	0	0	0	0	0	0	0	0	2
09:45	1	1	0	0	0	0	0	0	0	0	0	0	0	2
10:00	2	1	0	0	0	0	0	0	0	0	0	0	0	3
10:15	0	2	0	0	0	0	0	0	0	0	0	0	0	2
10:30	1	2	0	0	0	0	0	0	0	0	0	0	0	3
10:45	1	0	2	0	0	0	0	0	0	0	0	0	0	3
11:00	0	1	2	0	0	0	0	0	0	0	0	0	0	3
11:15	1	1	0	0	0	0	0	0	0	0	0	0	0	2
11:30	2	1	0	0	0	0	0	0	0	0	0	0	0	3
11:45	2	1	0	0	0	0	0	0	0	0	0	0	0	3
12:00 PM	0	5	1	0	0	0	0	0	0	0	0	0	0	6
12:15	1	1	1	0	0	0	0	0	0	0	0	0	0	3
12:30	2	1	2	0	0	0	0	0	0	0	0	0	0	5
12:45	1	3	0	1	0	0	0	0	0	0	0	0	0	5
13:00	0	2	1	0	0	0	0	0	0	0	0	0	0	3
13:15	3	4	0	0	0	0	0	0	0	0	0	0	0	7
13:30	1	5	1	0	1	0	0	0	0	0	0	0	0	8
13:45	1	3	0	0	0	0	0	0	0	0	0	0	0	4
14:00	0	0	2	0	0	0	0	0	0	0	0	0	0	2
14:15	3	2	0	0	0	0	0	0	0	0	0	0	0	5
14:30	2	2	2	0	0	0	0	0	0	0	0	0	0	6
14:45	2	1	3	0	0	0	0	0	0	0	0	0	0	6
15:00	0	1	0	0	0	0	0	0	0	0	0	0	0	1
15:15	1	2	2	0	0	0	0	0	0	0	0	0	0	5
15:30	2	3	0	1	0	0	0	0	0	0	0	0	0	6
15:45	1	2	2	0	0	0	0	0	0	0	0	0	0	5
16:00	1	2	1	0	0	0	0	0	0	0	0	0	0	4
16:15	0	3	1	0	0	0	0	0	0	0	0	0	0	4
16:30	0	0	1	1	0	0	0	0	0	0	0	0	0	2
16:45	0	2	1	0	0	0	0	0	0	0	0	0	0	3
17:00	1	1	0	1	0	0	0	0	0	0	0	0	0	3
17:15	0	3	2	0	0	0	0	0	0	0	0	0	0	5
17:30	1	1	2	0	0	0	0	0	0	0	0	0	0	5
17:45	0	2	1	1	0	0	0	0	0	0	0	0	0	4
18:00	0	4	1	1	0	0	0	0	0	0	0	0	0	6
18:15	1	2	0	0	0	0	0	0	0	0	0	0	0	3
18:30	0	2	0	0	0	0	0	0	0	0	0	0	0	2
18:45	0	1	1	0	0	0	0	0	0	0	0	0	0	2
19:00	0	1	0	0	0	0	0	0	0	0	0	0	0	1
19:15	0	2	1	1	0	0	0	0	0	0	0	0	0	4
19:30	0	1	2	0	0	0	0	0	0	0	0	0	0	3
19:45	1	0	0	0	0	0	0	0	0	0	0	0	0	1
20:00	1	1	0	0	0	0	0	0	0	0	0	0	0	2
20:15	0	1	0	1	0	0	0	0	0	0	0	0	0	2
20:30	0	0	1	0	0	0	0	0	0	0	0	0	0	1
20:45	0	2	0	0	0	0	0	0	0	0	0	0	0	2
21:00	0	1	0	0	0	0	0	0	0	0	0	0	0	1
21:15	0	2	0	0	0	0	0	0	0	0	0	0	0	2
21:30	0	1	0	1	0	0	0	0	0	0	0	0	0	2
21:45	0	0	0	0	0	0	0	0	0	0	0	0	0	0
22:00	0	1	0	0	0	0	0	0	0	0	0	0	0	1
22:15	0	0	0	0	0	0	0	0	0	0	0	0	0	0
22:30	0	0	0	0	0	0	0	0	0	0	0	0	0	0
22:45	0	1	0	0	0	0	0	0	0	0	0	0	0	1
23:00	0	0	0	0	0	0	0	0	0	0	0	0	0	0
23:15	0	0	0	0	0	0	0	0	0	0	0	0	0	0
23:30	0	2	0	0	0	0	0	0	0	0	0	0	0	2
23:45	0	0	0	0	0	0	0	0	0	0	0	0	0	0
ADT	40	106	111	14	2									211
% of Totals	19%	50%	24%	7%	1%									100%
AM Volumes	14	32	33	3	0	0	0	0	0	0	0	0	0	62
% AM	7%	15%	6%	1%										29%
AM Peak Hour	11:00	07:15	07:45	08:30										07:30
Volume	5	12	4	2										17
PM Volumes	45	76	88	11	2	0	0	0	0	0	0	0	0	158
% PM	12%	35%	18%	5%	1%									71%
PM Peak Hour	14:00	12:45	14:30	14:45	12:45									12:45
Volume	1	11	11	1										23
Directional Peak Periods	AM 7-9		NOON 12-2		PM 4-6		Off Peak Volumes							
All Classes	Volume	26	12%	41	19%	30	14%	118	55%					
Street Name	Direction	15th		50th		Average		85th		95th		ADT		
S Parish Pl	North Bound	13		18		18		23		27			215	
S Parish Pl	South Bound	16		20		20		24		28			263	

Prepared by National Data & Surveying Services
SPEED
 S Parish Pl Bet. W Oak St & W Alameda Ave

Day: Wednesday
 Date: 1/19/2022

City: Burbank
 Project #: CA22_020022_012s

South Bound

Time	<15	15-19	20-24	25-29	30-34	35-39	40-44	45-49	50-54	55-59	60-64	65-69	70+	Total
00:00 AM	0	0	0	0	0	0	0	0	0	0	0	0	0	0
00:15	0	0	0	0	0	0	0	0	0	0	0	0	0	0
00:30	0	2	0	0	0	0	0	0	0	0	0	0	0	2
00:45	0	0	0	0	0	0	0	0	0	0	0	0	0	0
01:00	0	0	0	0	0	0	0	0	0	0	0	0	0	0
01:15	0	0	0	0	0	0	0	0	0	0	0	0	0	0
01:30	0	0	1	0	0	0	0	0	0	0	0	0	0	1
01:45	0	0	0	0	0	0	0	0	0	0	0	0	0	0
02:00	0	0	0	0	0	0	0	0	0	0	0	0	0	0
02:15	0	0	0	0	0	0	0	0	0	0	0	0	0	0
02:30	0	0	0	0	0	0	0	0	0	0	0	0	0	0
02:45	0	0	1	0	0	0	0	0	0	0	0	0	0	1
03:00	0	0	0	0	0	0	0	0	0	0	0	0	0	0
03:15	0	0	0	0	0	0	0	0	0	0	0	0	0	0
03:30	0	0	0	0	0	0	0	0	0	0	0	0	0	0
03:45	0	0	0	0	0	0	0	0	0	0	0	0	0	0
04:00	0	0	0	0	0	0	0	0	0	0	0	0	0	0
04:15	0	0	0	0	0	0	0	0	0	0	0	0	0	0
04:30	0	1	0	0	0	0	0	0	0	0	0	0	0	1
04:45	1	0	1	0	0	0	0	0	0	0	0	0	0	2
05:00	0	0	0	0	0	0	0	0	0	0	0	0	0	0
05:15	0	0	0	1	0	0	0	0	0	0	0	0	0	1
05:30	0	1	0	0	0	0	0	0	0	0	0	0	0	1
05:45	0	0	0	0	0	0	0	0	0	0	0	0	0	0
06:00	0	0	0	0	0	0	0	0	0	0	0	0	0	0
06:15	0	1	0	0	0	0	0	0	0	0	0	0	0	1
06:30	0	1	1	1	0	0	0	0	0	0	0	0	0	3
06:45	0	0	1	0	0	0	0	0	0	0	0	0	0	1
07:00	0	0	1	0	0	0	0	0	0	0	0	0	0	1
07:15	0	1	0	0	1	0	0	0	0	0	0	0	0	2
07:30	0	0	0	1	0	0	0	0	0	0	0	0	0	1
07:45	0	2	5	1	0	0	0	0	0	0	0	0	0	8
08:00	0	1	3	0	0	0	0	0	0	0	0	0	0	4
08:15	1	1	2	0	0	0	0	0	0	0	0	0	0	4
08:30	1	2	1	0	0	0	0	0	0	0	0	0	0	4
08:45	0	0	1	0	0	0	0	0	0	0	0	0	0	1
09:00	0	0	1	1	0	0	0	0	0	0	0	0	0	2
09:15	1	3	3	1	0	0	0	0	0	0	0	0	0	8
09:30	0	1	1	0	0	0	0	0	0	0	0	0	0	2
09:45	0	4	4	0	0	0	0	0	0	0	0	0	0	8
10:00	1	0	0	0	0	0	0	0	0	0	0	0	0	1
10:15	1	3	2	1	0	0	0	0	0	0	0	0	0	7
10:30	1	3	2	0	0	0	0	0	0	0	0	0	0	6
10:45	0	3	0	0	0	0	0	0	0	0	0	0	0	3
11:00	0	3	3	0	0	0	0	0	0	0	0	0	0	6
11:15	0	2	3	0	0	0	0	0	0	0	0	0	0	5
11:30	2	2	2	0	0	0	0	0	0	0	0	0	0	6
11:45	3	0	0	2	0	0	0	0	0	0	0	0	0	5
12:00 PM	0	5	3	1	0	0	0	0	0	0	0	0	0	9
12:15	0	0	2	0	0	0	0	0	0	0	0	0	0	2
12:30	1	2	2	0	0	0	0	0	0	0	0	0	0	5
12:45	0	1	2	0	0	0	0	0	0	0	0	0	0	3
13:00	0	0	2	0	0	0	0	0	0	0	0	0	0	2
13:15	0	2	0	1	0	0	0	0	0	0	0	0	0	3
13:30	0	3	0	0	0	0	0	0	0	0	0	0	0	3
13:45	0	3	0	0	0	0	0	0	0	0	0	0	0	3
14:00	0	4	0	1	0	0	0	0	0	0	0	0	0	5
14:15	0	4	3	0	0	0	0	0	0	0	0	0	0	7
14:30	0	3	4	1	0	0	0	0	0	0	0	0	0	8
14:45	1	2	1	0	0	0	0	0	0	0	0	0	0	4
15:00	0	1	5	1	0	0	0	0	0	0	0	0	0	7
15:15	0	1	3	1	0	0	0	0	0	0	0	0	0	6
15:30	0	0	2	2	0	0	0	0	0	0	0	0	0	4
15:45	4	3	0	1	0	0	0	0	0	0	0	0	0	8
16:00	0	2	3	0	0	0	0	0	0	0	0	0	0	5
16:15	0	0	1	0	0	0	0	0	0	0	0	0	0	1
16:30	1	3	0	3	0	0	0	0	0	0	0	0	0	7
16:45	0	2	3	0	0	0	0	0	0	0	0	0	0	5
17:00	0	2	1	1	0	0	0	0	0	0	0	0	0	4
17:15	0	4	6	0	0	0	0	0	0	0	0	0	0	10
17:30	0	2	4	0	0	0	0	0	0	0	0	0	0	6
17:45	0	3	1	0	0	0	0	0	0	0	0	0	0	4
18:00	0	0	4	0	1	0	0	0	0	0	0	0	0	5
18:15	0	0	2	0	0	0	0	0	0	0	0	0	0	2
18:30	0	3	0	0	0	0	0	0	0	0	0	0	0	3
18:45	0	0	3	0	0	0	0	0	0	0	0	0	0	3
19:00	0	1	3	0	0	0	0	0	0	0	0	0	0	4
19:15	0	0	3	0	1	0	0	0	0	0	0	0	0	4
19:30	0	1	0	0	0	0	0	0	0	0	0	0	0	1
19:45	0	1	2	0	0	0	0	0	0	0	0	0	0	3
20:00	1	0	0	0	0	0	0	0	0	0	0	0	0	1
20:15	0	0	1	1	0	0	0	0	0	0	0	0	0	2
20:30	0	1	0	0	0	0	0	0	0	0	0	0	0	1
20:45	0	1	1	0	0	0	0	0	0	0	0	0	0	2
21:00	0	2	1	0	0	0	0	0	0	0	0	0	0	3
21:15	0	0	0	0	0	0	0	0	0	0	0	0	0	0
21:30	0	0	0	1	0	0	0	0	0	0	0	0	0	1
21:45	0	0	1	0	1	0	0	0	0	0	0	0	0	2
22:00	0	0	2	0	0	0	0	0	0	0	0	0	0	2
22:15	0	0	0	0	0	0	0	0	0	0	0	0	0	0
22:30	0	0	0	0	0	0	0	0	0	0	0	0	0	0
22:45	0	1	0	0	0	0	0	0	0	0	0	0	0	1
23:00	0	1	0	0	0	0	0	0	0	0	0	0	0	1
23:15	0	0	0	0	0	0	0	0	0	0	0	0	0	0
23:30	0	0	1	0	0	0	0	0	0	0	0	0	0	1
23:45	1	0	1	0	0	0	0	0	0	0	0	0	0	2
ADT	22	101	112	74	6									273
% of Totals	8%	38%	42%	28%	2%									100%

AM Volumes	11	17	18	19	9	1	0	0	0	0	0	0	0	0	88
% AMH	5%	14%	13%	3%	0%										37%
AM Peak Hour Volume	11:00	10:15	07:45	11:15	06:30										11:15
	5	12	11	3	1										25
PM Volumes	10	64	78	15	3	0	0	0	0	0	0	0	0	0	189
% PMH	4%	24%	28%	6%	1%										63%
PM Peak Hour Volume	15:00	13:30	17:15	15:00	17:15										14:15
	1	11	15	1	1										20

Directional Peak Periods	AM 7-9		NOON 12-2		PM 4-6		Off Peak Volumes	
All Classes	Volume	%	Volume	%	Volume	%	Volume	%
	25	10%	30	11%	42	16%	166	63%

Street Name	Direction	15th	50th	Average	85th	95th	ADT
S Parish Pl	North Bound	13	18	18	23	27	215
S Parish Pl	South Bound	16	20	20	24	28	263

SPEED

S Parish Pl Bet. W Oak St & W Alameda Ave

Day: Wednesday

Date: 1/19/2022

City: Burbank

Project #: CA22_020022_012n

North Bound

Time	< 15	15 - 19	20 - 24	25 - 29	30 - 34	35 - 39	40 - 44	45 - 49	50 - 54	55 - 59	60 - 64	65 - 69	70 +	Total
00:00 AM	0	1	0	0	0	0	0	0	0	0	0	0	0	1
01:00	0	0	0	0	0	0	0	0	0	0	0	0	0	0
02:00	0	0	0	0	0	0	0	0	0	0	0	0	0	0
03:00	0	0	0	0	0	0	0	0	0	0	0	0	0	0
04:00	0	0	0	0	0	0	0	0	0	0	0	0	0	0
05:00	0	0	1	0	0	0	0	0	0	0	0	0	0	1
06:00	0	2	1	0	0	0	0	0	0	0	0	0	0	3
07:00	0	11	2	1	0	0	0	0	0	0	0	0	0	14
08:00	3	5	3	1	0	0	0	0	0	0	0	0	0	12
09:00	2	4	2	1	0	0	0	0	0	0	0	0	0	9
10:00	4	5	2	0	0	0	0	0	0	0	0	0	0	11
11:00	5	4	2	0	0	0	0	0	0	0	0	0	0	11
12:00 PM	4	10	4	1	0	0	0	0	0	0	0	0	0	19
13:00	5	14	2	0	1	0	0	0	0	0	0	0	0	22
14:00	7	5	7	0	0	0	0	0	0	0	0	0	0	19
15:00	4	8	8	2	0	0	0	0	0	0	0	0	0	22
16:00	1	7	4	1	0	0	0	0	0	0	0	0	0	13
17:00	2	7	5	2	1	0	0	0	0	0	0	0	0	17
18:00	1	9	4	1	0	0	0	0	0	0	0	0	0	15
19:00	1	4	3	2	0	0	0	0	0	0	0	0	0	10
20:00	1	4	1	1	0	0	0	0	0	0	0	0	0	7
21:00	0	4	0	1	0	0	0	0	0	0	0	0	0	5
22:00	0	2	0	0	0	0	0	0	0	0	0	0	0	2
23:00	0	2	0	0	0	0	0	0	0	0	0	0	0	2
Totals	40	108	51	14	2									215
% of Totals	19%	50%	24%	7%	1%									100%

AM Volumes	14	32	13	3	0	0	0	0	0	0	0	0	0	62		
% AM	7%	15%	6%	1%										29%		
AM Peak Hour	11:00	07:00	08:00	07:00										07:00		
Volume	5	11	3	1										14		
PM Volumes	26	76	38	11	2	0	0	0	0	0	0	0	0	153		
% PM	12%	35%	18%	5%	1%									71%		
PM Peak Hour	14:00	13:00	15:00	15:00	13:00									13:00		
Volume	7	14	8	2	1									22		
Directional Peak Periods		AM 7-9				NOON 12-2				PM 4-6				Off Peak Volumes		
All Speeds		Volume	↔		%	Volume	↔		%	Volume	↔		%	Volume	↔	
		26			12%	41			19%	30			14%	118		

Street Name	Direction	Percentiles					
		15th	50th	Average	85th	95th	ADT
S Parish Pl	North Bound	13	18	18	23	27	215
S Parish Pl	South Bound	16	20	20	24	28	263

SPEED

S Parish Pl Bet. W Oak St & W Alameda Ave

Day: Wednesday

Date: 1/19/2022

City: Burbank

Project #: CA22_020022_012s

South Bound

Time	< 15	15 - 19	20 - 24	25 - 29	30 - 34	35 - 39	40 - 44	45 - 49	50 - 54	55 - 59	60 - 64	65 - 69	70 +	Total
00:00 AM	0	2	0	0	0	0	0	0	0	0	0	0	0	2
01:00	0	0	1	0	0	0	0	0	0	0	0	0	0	1
02:00	0	0	1	0	0	0	0	0	0	0	0	0	0	1
03:00	0	0	0	0	0	0	0	0	0	0	0	0	0	0
04:00	1	1	1	0	0	0	0	0	0	0	0	0	0	3
05:00	0	1	0	1	0	0	0	0	0	0	0	0	0	2
06:00	0	2	2	1	0	0	0	0	0	0	0	0	0	5
07:00	0	3	6	2	1	0	0	0	0	0	0	0	0	12
08:00	2	4	7	0	0	0	0	0	0	0	0	0	0	13
09:00	1	8	9	2	0	0	0	0	0	0	0	0	0	20
10:00	3	9	4	1	0	0	0	0	0	0	0	0	0	17
11:00	5	7	8	2	0	0	0	0	0	0	0	0	0	22
12:00 PM	1	8	9	1	0	0	0	0	0	0	0	0	0	19
13:00	0	8	2	1	0	0	0	0	0	0	0	0	0	11
14:00	1	13	8	2	0	0	0	0	0	0	0	0	0	24
15:00	5	5	10	5	0	0	0	0	0	0	0	0	0	25
16:00	1	7	7	3	0	0	0	0	0	0	0	0	0	18
17:00	0	11	12	1	0	0	0	0	0	0	0	0	0	24
18:00	0	3	9	0	1	0	0	0	0	0	0	0	0	13
19:00	0	3	8	0	1	0	0	0	0	0	0	0	0	12
20:00	1	2	2	1	0	0	0	0	0	0	0	0	0	6
21:00	0	2	2	1	1	0	0	0	0	0	0	0	0	6
22:00	0	1	2	0	0	0	0	0	0	0	0	0	0	3
23:00	1	1	2	0	0	0	0	0	0	0	0	0	0	4
Totals	22	101	112	24	4									263
% of Totals	8%	38%	43%	9%	2%									100%

AM Volumes	12	37	39	9	1	0	0	0	0	0	0	0	0	98
% AM	5%	14%	15%	3%	0%									37%
AM Peak Hour	11:00	10:00	09:00	07:00	07:00									11:00
Volume	5	9	9	2	1									22
PM Volumes	10	64	73	15	3	0	0	0	0	0	0	0	0	165
% PM	4%	24%	28%	6%	1%									63%
PM Peak Hour	15:00	14:00	17:00	15:00	18:00									15:00
Volume	5	13	12	5	1									25
Directional Peak Periods		AM 7-9			NOON 12-2			PM 4-6			Off Peak Volumes			
All Speeds		Volume		%	Volume		%	Volume		%	Volume		%	
		25	↔	10%	30	↔	11%	42	↔	16%	166	↔	63%	

Street Name	Direction	Percentiles					
		15th	50th	Average	85th	95th	ADT
S Parish Pl	North Bound	13	18	18	23	27	215
S Parish Pl	South Bound	16	20	20	24	28	263

SPEED

S Parish Pl Bet. W Oak St & W Alameda Ave

Day: Wednesday

Date: 1/19/2022

City: Burbank

Project #: CA22_020022_012

Summary

Time	< 15	15 - 19	20 - 24	25 - 29	30 - 34	35 - 39	40 - 44	45 - 49	50 - 54	55 - 59	60 - 64	65 - 69	70 +	Total
00:00 AM	0	3	0	0	0	0	0	0	0	0	0	0	0	3
01:00	0	0	1	0	0	0	0	0	0	0	0	0	0	1
02:00	0	0	1	0	0	0	0	0	0	0	0	0	0	1
03:00	0	0	0	0	0	0	0	0	0	0	0	0	0	0
04:00	1	1	1	0	0	0	0	0	0	0	0	0	0	3
05:00	0	1	1	1	0	0	0	0	0	0	0	0	0	3
06:00	0	4	3	1	0	0	0	0	0	0	0	0	0	8
07:00	0	14	8	3	1	0	0	0	0	0	0	0	0	26
08:00	5	9	10	1	0	0	0	0	0	0	0	0	0	25
09:00	3	12	11	3	0	0	0	0	0	0	0	0	0	29
10:00	7	14	6	1	0	0	0	0	0	0	0	0	0	28
11:00	10	11	10	2	0	0	0	0	0	0	0	0	0	33
12:00 PM	5	18	13	2	0	0	0	0	0	0	0	0	0	38
13:00	5	22	4	1	1	0	0	0	0	0	0	0	0	33
14:00	8	18	15	2	0	0	0	0	0	0	0	0	0	43
15:00	9	13	18	7	0	0	0	0	0	0	0	0	0	47
16:00	2	14	11	4	0	0	0	0	0	0	0	0	0	31
17:00	2	18	17	3	1	0	0	0	0	0	0	0	0	41
18:00	1	12	13	1	1	0	0	0	0	0	0	0	0	28
19:00	1	7	11	2	1	0	0	0	0	0	0	0	0	22
20:00	2	6	3	2	0	0	0	0	0	0	0	0	0	13
21:00	0	6	2	2	1	0	0	0	0	0	0	0	0	11
22:00	0	3	2	0	0	0	0	0	0	0	0	0	0	5
23:00	1	3	2	0	0	0	0	0	0	0	0	0	0	6
Totals	62	209	163	38	6									478
% of Totals	13%	44%	34%	8%	1%									100%

AM Volumes	26	69	52	12	1	0	0	0	0	0	0	0	0	160		
% AM	5%	14%	11%	3%	0%									33%		
AM Peak Hour	11:00	07:00	09:00	07:00	07:00									11:00		
Volume	10	14	11	3	1									33		
PM Volumes	36	140	111	26	5	0	0	0	0	0	0	0	0	318		
% PM	8%	29%	23%	5%	1%									67%		
PM Peak Hour	15:00	13:00	15:00	15:00	13:00									15:00		
Volume	9	22	18	7	1									47		
Directional Peak Periods		AM 7-9				NOON 12-2				PM 4-6				Off Peak Volumes		
All Speeds		Volume	↔		%	Volume	↔		%	Volume	↔		%	Volume	↔	
		51			11%	71			15%	72			15%	284		

Street Name	Direction	Percentiles					
		15th	50th	Average	85th	95th	ADT
S Parish Pl	Summary	15	19	19	24	28	478

VOLUME

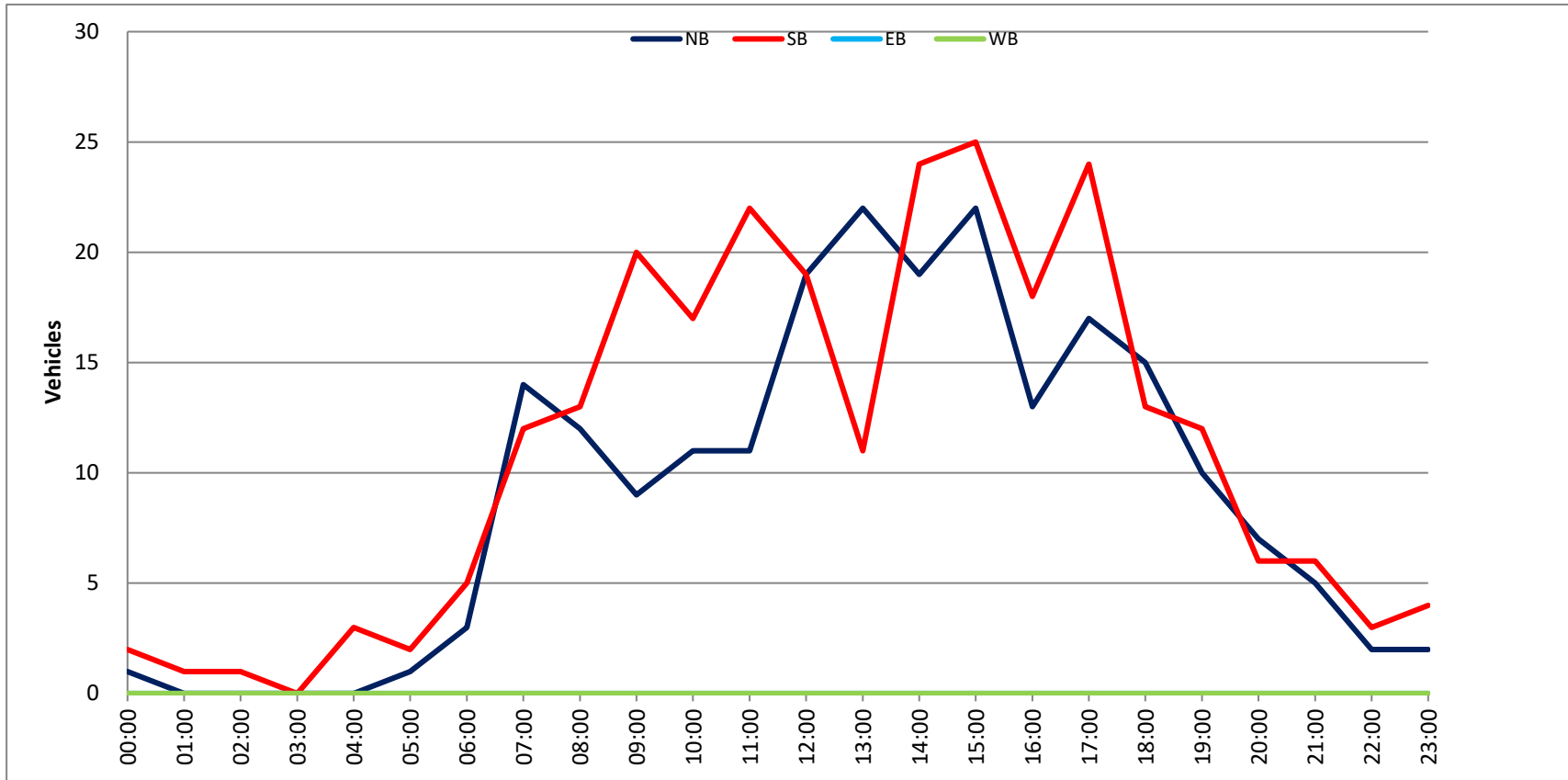
S Parish Pl Bet. W Oak St & W Alameda Ave

Day: Wednesday
 Date: 1/19/2022

City: Burbank
 Project #: CA22_020022_012

DAILY TOTALS					NB	SB	EB	WB	Total		
					215	263	0	0	478		
AM Period	NB	SB	EB	WB	TOTAL	PM Period	NB	SB	EB	WB	TOTAL
00:00	0	0	0	0		12:00	6	9	0	0	15
00:15	1	0	0	0	1	12:15	3	2	0	0	5
00:30	0	2	0	0	2	12:30	5	5	0	0	10
00:45	0	1	0	2	3	12:45	5	19	3	19	38
01:00	0	0	0	0		13:00	3	2	0	0	5
01:15	0	0	0	0		13:15	7	3	0	0	10
01:30	0	1	0	0	1	13:30	8	3	0	0	11
01:45	0	0	1	0	1	13:45	4	22	3	11	33
02:00	0	0	0	0		14:00	2	5	0	0	7
02:15	0	0	0	0		14:15	5	7	0	0	12
02:30	0	0	0	0		14:30	6	8	0	0	14
02:45	0	1	1	0	1	14:45	6	19	4	24	43
03:00	0	0	0	0		15:00	6	7	0	0	13
03:15	0	0	0	0		15:15	5	6	0	0	11
03:30	0	0	0	0		15:30	6	4	0	0	10
03:45	0	0	0	0		15:45	5	22	8	25	47
04:00	0	0	0	0		16:00	4	5	0	0	9
04:15	0	0	0	0		16:15	4	1	0	0	5
04:30	0	1	0	0	1	16:30	2	7	0	0	9
04:45	0	2	3	0	2	16:45	3	13	5	18	31
05:00	0	0	0	0		17:00	3	4	0	0	7
05:15	0	1	0	0	1	17:15	5	10	0	0	15
05:30	0	1	0	0	1	17:30	5	6	0	0	11
05:45	1	1	0	2	1	17:45	4	17	4	24	41
06:00	0	0	0	0		18:00	6	5	0	0	11
06:15	1	1	0	0	2	18:15	3	2	0	0	5
06:30	0	3	0	0	3	18:30	4	3	0	0	7
06:45	2	3	1	5	3	18:45	2	15	3	13	28
07:00	2	1	0	0	3	19:00	1	4	0	0	5
07:15	2	2	0	0	4	19:15	4	4	0	0	8
07:30	5	1	0	0	6	19:30	3	1	0	0	4
07:45	5	14	8	12	13	19:45	2	10	3	12	22
08:00	4	4	0	0	8	20:00	2	1	0	0	3
08:15	3	4	0	0	7	20:15	2	2	0	0	4
08:30	3	4	0	0	7	20:30	1	1	0	0	2
08:45	2	12	1	13	3	20:45	2	7	2	6	13
09:00	2	2	0	0	4	21:00	1	3	0	0	4
09:15	3	8	0	0	11	21:15	2	0	0	0	2
09:30	2	2	0	0	4	21:30	2	1	0	0	3
09:45	2	9	8	20	10	21:45	0	5	2	6	11
10:00	3	1	0	0	4	22:00	1	2	0	0	3
10:15	2	7	0	0	9	22:15	0	0	0	0	
10:30	3	6	0	0	9	22:30	0	0	0	0	
10:45	3	11	3	17	6	22:45	1	2	1	3	5
11:00	3	6	0	0	9	23:00	0	1	0	0	1
11:15	2	5	0	0	7	23:15	0	0	0	0	
11:30	3	6	0	0	9	23:30	2	1	0	0	3
11:45	3	11	5	22	8	23:45	0	2	2	4	6
TOTALS	62	98			160	TOTALS	153	165			318
SPLIT %	38.8%	61.3%			33.5%	SPLIT %	48.1%	51.9%			66.5%

DAILY TOTALS					NB	SB	EB	WB	Total
					215	263	0	0	478
AM Peak Hour	07:30	11:15		11:15	PM Peak Hour	12:45	14:15		14:15
AM Pk Volume	17	25		39	PM Pk Volume	23	26		49
Pk Hr Factor	0.850	0.694		0.650	Pk Hr Factor	0.719	0.813		0.875
7 - 9 Volume	26	25	0	51	4 - 6 Volume	30	42	0	72
7 - 9 Peak Hour	07:30	07:45		07:45	4 - 6 Peak Hour	17:00	16:30		16:45
7 - 9 Pk Volume	17	20	0	35	4 - 6 Pk Volume	17	26	0	41
Pk Hr Factor	0.850	0.625	0.000	0.673	Pk Hr Factor	0.850	0.650	0.000	0.683



Prepared by National Data & Surveying Services
SPEED
 S Parish Pl Bet. W Oak St & W Alameda Ave

Day: Thursday
 Date: 1/20/2022

City: Burbank
 Project #: CA22_020022_012n

North Bound

Time	<15	15-19	20-24	25-29	30-34	35-39	40-44	45-49	50-54	55-59	60-64	65-69	70+	Total
00:00 AM	0	0	0	0	0	0	0	0	0	0	0	0	0	0
00:15	0	0	0	0	0	0	0	0	0	0	0	0	0	0
00:30	1	0	0	0	0	0	0	0	0	0	0	0	0	1
00:45	0	0	0	0	0	0	0	0	0	0	0	0	0	0
01:00	0	0	0	0	0	0	0	0	0	0	0	0	0	0
01:15	0	0	0	0	0	0	0	0	0	0	0	0	0	0
01:30	0	0	0	0	0	0	0	0	0	0	0	0	0	0
01:45	0	0	0	0	0	0	0	0	0	0	0	0	0	0
02:00	0	0	0	0	0	0	0	0	0	0	0	0	0	0
02:15	0	0	0	0	0	0	0	0	0	0	0	0	0	0
02:30	0	0	0	0	0	0	0	0	0	0	0	0	0	0
02:45	0	0	0	0	0	0	0	0	0	0	0	0	0	0
03:00	0	0	0	0	0	0	0	0	0	0	0	0	0	0
03:15	0	0	0	0	0	0	0	0	0	0	0	0	0	0
03:30	0	0	0	0	0	0	0	0	0	0	0	0	0	0
03:45	0	0	0	0	0	0	0	0	0	0	0	0	0	0
04:00	0	0	0	0	0	0	0	0	0	0	0	0	0	0
04:15	0	0	0	0	0	0	0	0	0	0	0	0	0	0
04:30	0	0	0	0	0	0	0	0	0	0	0	0	0	0
04:45	0	0	0	0	0	0	0	0	0	0	0	0	0	0
05:00	1	0	0	0	0	0	0	0	0	0	0	0	0	1
05:15	0	0	0	0	0	0	0	0	0	0	0	0	0	0
05:30	0	0	0	0	0	0	0	0	0	0	0	0	0	0
05:45	2	0	0	0	0	0	0	0	0	0	0	0	0	2
06:00	0	1	0	0	0	0	0	0	0	0	0	0	0	1
06:15	0	0	0	0	0	0	0	0	0	0	0	0	0	0
06:30	0	1	1	1	0	0	0	0	0	0	0	0	0	3
06:45	0	2	1	0	0	0	0	0	0	0	0	0	0	3
07:00	1	2	1	0	0	0	0	0	0	0	0	0	0	4
07:15	1	1	1	0	0	0	0	0	0	0	0	0	0	3
07:30	0	4	1	0	0	0	0	0	0	0	0	0	0	5
07:45	1	1	2	0	0	0	0	0	0	0	0	0	0	4
08:00	0	1	1	0	0	0	0	0	0	0	0	0	0	2
08:15	2	0	2	0	0	0	0	0	0	0	0	0	0	4
08:30	0	2	2	0	0	0	0	0	0	0	0	0	0	4
08:45	1	0	0	0	0	0	0	0	0	0	0	0	0	1
09:00	1	1	0	1	0	0	0	0	0	0	0	0	0	3
09:15	0	3	0	0	0	0	0	0	0	0	0	0	0	3
09:30	0	3	2	0	0	0	0	0	0	0	0	0	0	5
09:45	2	1	0	0	0	0	0	0	0	0	0	0	0	3
10:00	3	0	0	0	0	0	0	0	0	0	0	0	0	3
10:15	0	2	1	0	0	0	0	0	0	0	0	0	0	3
10:30	1	1	0	0	0	0	0	0	0	0	0	0	0	2
10:45	1	0	4	0	0	0	0	0	0	0	0	0	0	5
11:00	1	4	1	0	0	0	0	0	0	0	0	0	0	6
11:15	3	2	2	0	0	0	0	0	0	0	0	0	0	7
11:30	0	4	0	0	0	0	0	0	0	0	0	0	0	4
11:45	1	2	0	0	0	0	0	0	0	0	0	0	0	3
12:00 PM	1	2	2	2	0	0	0	0	0	0	0	0	0	7
12:15	0	5	0	0	0	0	0	0	0	0	0	0	0	5
12:30	1	1	2	0	0	0	0	0	0	0	0	0	0	4
12:45	1	0	2	0	0	0	0	0	0	0	0	0	0	3
13:00	0	2	1	1	0	0	0	0	0	0	0	0	0	4
13:15	1	1	0	0	0	0	0	0	0	0	0	0	0	2
13:30	1	1	0	0	0	0	0	0	0	0	0	0	0	2
13:45	1	1	3	0	0	0	0	0	0	0	0	0	0	5
14:00	2	2	0	0	0	0	0	0	0	0	0	0	0	4
14:15	1	2	0	1	0	0	0	0	0	0	0	0	0	4
14:30	1	2	0	0	0	0	0	0	0	0	0	0	0	3
14:45	0	3	3	0	0	0	0	0	0	0	0	0	0	6
15:00	0	3	0	0	0	0	0	0	0	0	0	0	0	4
15:15	0	0	2	0	0	0	0	0	0	0	0	0	0	2
15:30	0	0	0	0	0	0	0	0	0	0	0	0	0	0
15:45	1	1	3	0	0	0	0	0	0	0	0	0	0	5
16:00	0	3	3	0	0	0	0	0	0	0	0	0	0	6
16:15	0	4	1	0	0	0	0	0	0	0	0	0	0	5
16:30	1	1	2	0	0	0	0	0	0	0	0	0	0	4
16:45	1	2	1	0	0	0	0	0	0	0	0	0	0	4
17:00	0	3	1	1	0	0	0	0	0	0	0	0	0	5
17:15	0	2	0	1	0	0	0	0	0	0	0	0	0	3
17:30	0	1	3	1	0	0	0	0	0	0	0	0	0	6
17:45	1	4	1	1	0	0	0	0	0	0	0	0	0	7
18:00	0	2	0	0	0	0	0	0	0	0	0	0	0	2
18:15	0	4	1	0	0	0	0	0	0	0	0	0	0	5
18:30	1	2	0	0	0	0	0	0	0	0	0	0	0	3
18:45	0	0	2	0	0	0	0	0	0	0	0	0	0	2
19:00	1	1	1	1	0	0	0	0	0	0	0	0	0	4
19:15	0	1	0	0	0	0	0	0	0	0	0	0	0	1
19:30	0	0	1	0	0	0	0	0	0	0	0	0	0	1
19:45	0	0	1	0	0	0	0	0	0	0	0	0	0	1
20:00	0	0	1	0	0	0	0	0	0	0	0	0	0	1
20:15	0	1	1	0	0	0	0	0	0	0	0	0	0	2
20:30	0	0	0	0	0	0	0	0	0	0	0	0	0	0
20:45	0	1	0	0	0	0	0	0	0	0	0	0	0	1
21:00	1	0	0	0	0	0	0	0	0	0	0	0	0	1
21:15	1	0	0	0	0	0	0	0	0	0	0	0	0	1
21:30	0	1	0	0	0	0	0	0	0	0	0	0	0	1
21:45	0	0	1	0	0	0	0	0	0	0	0	0	0	1
22:00	0	2	0	0	0	0	0	0	0	0	0	0	0	2
22:15	1	0	0	0	0	0	0	0	0	0	0	0	0	1
22:30	0	0	1	0	0	0	0	0	0	0	0	0	0	1
22:45	0	1	1	0	0	0	0	0	0	0	0	0	0	2
23:00	0	0	0	0	0	0	0	0	0	0	0	0	0	0
23:15	0	0	0	0	0	0	0	0	0	0	0	0	0	0
23:30	0	0	0	0	0	0	0	0	0	0	0	0	0	0
23:45	0	0	0	0	0	0	0	0	0	0	0	0	0	0
ADT	42	102	64	11	1									171
% of Totals	24%	60%	37%	6%	0%									100%
AM Volumes	23	38	22	2	0	0	0	0	0	0	0	0	0	83
% AM	13%	22%	13%	1%	0%	0%	0%	0%	0%	0%	0%	0%	0%	48%
AM Peak Hour	09:45	11:30	07:45	11:15										1048
Volume	6	13	7	2										22
PM Volumes	49	64	42	9	0	0	0	0	0	0	0	0	0	164
% PM	29%	38%	24%	5%	0%	0%	0%	0%	0%	0%	0%	0%	0%	62%
PM Peak Hour	13:15	17:45	15:45	17:30	16:45									1780
Volume	1	12	9	1										21
Directional Peak Periods	AM 7-9		NOON 12-2		PM 4-6		Off Peak Volumes							
All Classes	Volume	27	12%	Volume	32	15%	Volume	40	18%	Volume	121	55%		
Street Name	Direction	15th		50th		Average		85th		95th		ADT		
S Parish Pl	North Bound	13		18		18		23		25		220		
S Parish Pl	South Bound	16		21		20		24		28		244		

Prepared by National Data & Surveying Services
SPEED
 S Parish Pl Bet. W Oak St & W Alameda Ave

Day: Thursday
 Date: 1/20/2022

City: Burbank
 Project #: CA22_020022_012s

South Bound

Time	<15	15-19	20-24	25-29	30-34	35-39	40-44	45-49	50-54	55-59	60-64	65-69	70+	Total
00:00 AM	0	0	0	0	0	0	0	0	0	0	0	0	0	0
00:15	0	0	0	0	0	0	0	0	0	0	0	0	0	0
00:30	1	0	0	0	0	0	0	0	0	0	0	0	0	1
00:45	0	0	0	0	0	0	0	0	0	0	0	0	0	0
01:00	0	0	0	0	0	0	0	0	0	0	0	0	0	0
01:15	0	0	0	0	0	0	0	0	0	0	0	0	0	0
01:30	0	0	0	0	0	0	0	0	0	0	0	0	0	0
01:45	0	0	0	0	0	0	0	0	0	0	0	0	0	0
02:00	0	0	0	0	0	0	0	0	0	0	0	0	0	0
02:15	0	0	0	0	0	0	0	0	0	0	0	0	0	0
02:30	0	0	0	0	0	0	0	0	0	0	0	0	0	0
02:45	0	0	0	0	0	0	0	0	0	0	0	0	0	0
03:00	0	0	0	0	0	0	0	0	0	0	0	0	0	0
03:15	0	0	0	0	0	0	0	0	0	0	0	0	0	0
03:30	0	0	0	0	0	0	0	0	0	0	0	0	0	0
03:45	0	0	0	0	0	0	0	0	0	0	0	0	0	0
04:00	0	0	0	0	0	0	0	0	0	0	0	0	0	0
04:15	0	0	0	0	0	0	0	0	0	0	0	0	0	0
04:30	0	0	0	0	0	0	0	0	0	0	0	0	0	0
04:45	0	0	0	0	0	0	0	0	0	0	0	0	0	0
05:00	0	0	0	0	0	0	0	0	0	0	0	0	0	0
05:15	0	0	0	0	0	0	0	0	0	0	0	0	0	0
05:30	0	0	0	0	0	0	0	0	0	0	0	0	0	0
05:45	0	2	2	0	0	0	0	0	0	0	0	0	0	4
06:00	0	0	0	0	0	0	0	0	0	0	0	0	0	0
06:15	0	1	0	0	0	0	0	0	0	0	0	0	0	1
06:30	0	0	1	0	0	0	0	0	0	0	0	0	0	1
06:45	0	0	0	0	0	0	0	0	0	0	0	0	0	0
07:00	0	0	2	0	0	0	0	0	0	0	0	0	0	2
07:15	0	0	2	1	0	0	0	0	0	0	0	0	0	3
07:30	0	1	2	0	0	0	0	0	0	0	0	0	0	3
07:45	0	0	6	0	0	0	0	0	0	0	0	0	0	6
08:00	1	4	0	2	0	0	0	0	0	0	0	0	0	7
08:15	0	1	2	0	0	0	0	0	0	0	0	0	0	3
08:30	0	0	1	0	0	0	0	0	0	0	0	0	0	1
08:45	1	2	1	1	0	0	0	0	0	0	0	0	0	5
09:00	0	2	0	0	0	0	0	0	0	0	0	0	0	2
09:15	1	0	1	0	0	0	0	0	0	0	0	0	0	2
09:30	1	5	1	0	0	0	0	0	0	0	0	0	0	7
09:45	1	0	2	1	1	0	0	0	0	0	0	0	0	5
10:00	0	3	1	0	0	0	0	0	0	0	0	0	0	4
10:15	1	1	5	0	0	0	0	0	0	0	0	0	0	7
10:30	1	0	1	1	0	0	0	0	0	0	0	0	0	3
10:45	1	2	1	0	0	0	0	0	0	0	0	0	0	4
11:00	3	2	1	0	0	0	0	0	0	0	0	0	0	6
11:15	1	2	2	0	0	0	0	0	0	0	0	0	0	5
11:30	1	1	0	0	0	0	0	0	0	0	0	0	0	2
11:45	1	1	0	1	0	0	0	0	0	0	0	0	0	3
12:00 PM	0	4	3	0	0	0	0	0	0	0	0	0	0	7
12:15	0	0	2	1	0	0	0	0	0	0	0	0	0	3
12:30	0	6	1	0	0	0	0	0	0	0	0	0	0	7
12:45	1	1	2	0	0	0	0	0	0	0	0	0	0	4
13:00	0	1	2	1	0	0	0	0	0	0	0	0	0	4
13:15	0	2	4	1	0	0	0	0	0	0	0	0	0	7
13:30	1	0	1	0	0	0	0	0	0	0	0	0	0	2
13:45	2	0	1	0	1	0	0	0	0	0	0	0	0	4
14:00	0	1	1	2	0	0	0	0	0	0	0	0	0	4
14:15	0	4	3	1	0	0	0	0	0	0	0	0	0	8
14:30	3	0	3	0	0	0	0	0	0	0	0	0	0	6
14:45	0	0	2	1	1	0	0	0	0	0	0	0	0	4
15:00	0	3	1	0	0	0	0	0	0	0	0	0	0	4
15:15	1	1	1	1	0	0	0	0	0	0	0	0	0	4
15:30	1	1	3	0	0	0	0	0	0	0	0	0	0	5
15:45	0	2	0	0	0	0	0	0	0	0	0	0	0	2
16:00	0	0	2	0	0	0	0	0	0	0	0	0	0	2
16:15	0	1	7	0	0	0	0	0	0	0	0	0	0	8
16:30	0	0	4	0	2	0	0	0	0	0	0	0	0	6
16:45	0	2	0	0	0	0	0	0	0	0	0	0	0	2
17:00	0	3	5	0	0	0	0	0	0	0	0	0	0	8
17:15	0	1	3	0	0	0	0	0	0	0	0	0	0	4
17:30	0	2	6	1	0	0	0	0	0	0	0	0	0	9
17:45	0	2	1	0	0	0	0	0	0	0	0	0	0	3
18:00	0	1	3	0	0	0	0	0	0	0	0	0	0	4
18:15	0	1	2	1	0	0	0	0	0	0	0	0	0	4
18:30	0	1	2	0	0	0	0	0	0	0	0	0	0	3
18:45	1	1	2	0	0	0	0	0	0	0	0	0	0	4
19:00	0	2	1	0	0	0	0	0	0	0	0	0	0	3
19:15	0	1	1	0	0	0	0	0	0	0	0	0	0	2
19:30	0	0	1	0	1	0	0	0	0	0	0	0	0	2
19:45	0	1	0	0	0	0	0	0	0	0	0	0	0	1
20:00	0	0	3	0	0	0	0	0	0	0	0	0	0	3
20:15	0	0	0	0	0	0	0	0	0	0	0	0	0	0
20:30	0	1	0	0	0	0	0	0	0	0	0	0	0	1
20:45	0	0	0	0	0	0	0	0	0	0	0	0	0	0
21:00	0	1	0	1	0	0	0	0	0	0	0	0	0	2
21:15	0	1	0	0	0	0	0	0	0	0	0	0	0	1
21:30	0	1	2	0	0	0	0	0	0	0	0	0	0	3
21:45	0	1	0	0	0	0	0	0	0	0	0	0	0	1
22:00	0	0	1	0	0	0	0	0	0	0	0	0	0	1
22:15	0	2	0	0	0	0	0	0	0	0	0	0	0	2
22:30	0	0	0	0	0	0	0	0	0	0	0	0	0	0
22:45	0	0	0	0	0	0	0	0	0	0	0	0	0	0
23:00	0	0	0	0	0	0	0	0	0	0	0	0	0	0
23:15	0	1	0	0	0	0	0	0	0	0	0	0	0	1
23:30	0	0	1	0	0	0	0	0	0	0	0	0	0	0
23:45	0	0	1	1	0	0	0	0	0	0	0	0	0	2
ADT Totals	75	112	111	15	0									313
% of Totals	24%	34%	35%	5%	0%									100%
AM Volumes	15	30	34	7	1	0	0	0	0	0	0	0	0	87
% AM	6%	12%	14%	3%	0%									36%
AM Peak Hour	10:35	11:45	07:00	07:15	09:00									09:30
Volume	6	11	12	3	1									23
PM Volumes	30	58	77	12	5	0	0	0	0	0	0	0	0	182
% PM	4%	22%	32%	5%	2%									64%
PM Peak Hour	13:45	12:00	16:15	14:00	15:45									16:15
Volume	1	11	16	1	2									28
Directional Peak Periods			AM 7-9			NOON 12-2			PM 4-6			Off Peak Volumes		
All Classes	Volume	%	Volume	%	Volume	%	Volume	%	Volume	%	Volume	%	Volume	%
	30	12%	38	16%	42	17%	134	55%						
Street Name	Direction	15th	50th	Average	85th	95th	ADT							
S Parish Pl	North Bound	13	18	18	23	25	220							
S Parish Pl	South Bound	16	21	20	24	28	244							

Prepared by National Data & Surveying Services
SPEED
 S Parish Pl Bet. W Oak St & W Alameda Ave

Day: Thursday
 Date: 1/20/2022

City: Burbank
 Project #: CA22_020022_012

Summary

Time	<15	15-19	20-24	25-29	30-34	35-39	40-44	45-49	50-54	55-59	60-64	65-69	70+	Total
00:00 AM	0	0	0	0	0	0	0	0	0	0	0	0	0	0
00:15	0	0	0	0	0	0	0	0	0	0	0	0	0	0
00:30	2	0	0	0	0	0	0	0	0	0	0	0	0	2
00:45	0	0	0	0	0	0	0	0	0	0	0	0	0	0
01:00	0	0	0	0	0	0	0	0	0	0	0	0	0	0
01:15	0	0	0	0	0	0	0	0	0	0	0	0	0	0
01:30	0	0	0	0	0	0	0	0	0	0	0	0	0	0
01:45	0	0	0	0	0	0	0	0	0	0	0	0	0	0
02:00	0	0	0	0	0	0	0	0	0	0	0	0	0	0
02:15	0	0	0	0	0	0	0	0	0	0	0	0	0	0
02:30	0	0	0	0	0	0	0	0	0	0	0	0	0	0
02:45	0	0	0	0	0	0	0	0	0	0	0	0	0	0
03:00	0	0	0	0	0	0	0	0	0	0	0	0	0	0
03:15	0	0	0	0	0	0	0	0	0	0	0	0	0	0
03:30	0	0	0	0	0	0	0	0	0	0	0	0	0	0
03:45	0	0	0	0	0	0	0	0	0	0	0	0	0	0
04:00	0	0	0	0	0	0	0	0	0	0	0	0	0	0
04:15	0	0	0	0	0	0	0	0	0	0	0	0	0	0
04:30	0	0	0	0	0	0	0	0	0	0	0	0	0	0
04:45	0	0	0	0	0	0	0	0	0	0	0	0	0	0
05:00	1	0	0	0	0	0	0	0	0	0	0	0	0	1
05:15	0	0	0	0	0	0	0	0	0	0	0	0	0	0
05:30	0	0	0	0	0	0	0	0	0	0	0	0	0	0
05:45	2	2	2	0	0	0	0	0	0	0	0	0	0	6
06:00	0	1	0	0	0	0	0	0	0	0	0	0	0	1
06:15	0	1	0	0	0	0	0	0	0	0	0	0	0	1
06:30	0	1	2	1	0	0	0	0	0	0	0	0	0	4
06:45	0	2	1	0	0	0	0	0	0	0	0	0	0	3
07:00	1	2	3	0	0	0	0	0	0	0	0	0	0	6
07:15	1	3	3	1	0	0	0	0	0	0	0	0	0	6
07:30	0	5	3	0	0	0	0	0	0	0	0	0	0	8
07:45	1	1	8	0	0	0	0	0	0	0	0	0	0	10
08:00	1	5	1	2	0	0	0	0	0	0	0	0	0	9
08:15	2	1	4	0	0	0	0	0	0	0	0	0	0	7
08:30	0	2	3	0	0	0	0	0	0	0	0	0	0	5
08:45	2	2	1	1	0	0	0	0	0	0	0	0	0	6
09:00	1	3	0	1	0	0	0	0	0	0	0	0	0	5
09:15	1	3	1	0	0	0	0	0	0	0	0	0	0	5
09:30	1	8	3	0	0	0	0	0	0	0	0	0	0	12
09:45	3	1	2	1	1	0	0	0	0	0	0	0	0	8
10:00	3	3	1	0	0	0	0	0	0	0	0	0	0	7
10:15	1	3	6	0	0	0	0	0	0	0	0	0	0	10
10:30	2	1	1	1	0	0	0	0	0	0	0	0	0	5
10:45	2	2	5	0	0	0	0	0	0	0	0	0	0	9
11:00	4	6	2	0	0	0	0	0	0	0	0	0	0	12
11:15	4	4	4	0	0	0	0	0	0	0	0	0	0	12
11:30	1	5	0	0	0	0	0	0	0	0	0	0	0	6
11:45	2	3	0	1	0	0	0	0	0	0	0	0	0	6
12:00 PM	1	6	5	2	0	0	0	0	0	0	0	0	0	14
12:15	0	5	2	1	0	0	0	0	0	0	0	0	0	8
12:30	1	7	3	0	0	0	0	0	0	0	0	0	0	11
12:45	2	1	4	0	0	0	0	0	0	0	0	0	0	7
13:00	0	3	3	2	0	0	0	0	0	0	0	0	0	8
13:15	1	3	4	1	0	0	0	0	0	0	0	0	0	9
13:30	2	1	1	0	0	0	0	0	0	0	0	0	0	4
13:45	3	1	4	0	1	0	0	0	0	0	0	0	0	9
14:00	2	3	1	2	0	0	0	0	0	0	0	0	0	8
14:15	1	6	3	2	0	0	0	0	0	0	0	0	0	12
14:30	4	2	3	0	0	0	0	0	0	0	0	0	0	9
14:45	0	3	5	1	1	0	0	0	0	0	0	0	0	10
15:00	0	6	2	0	0	0	0	0	0	0	0	0	0	8
15:15	1	1	3	1	0	0	0	0	0	0	0	0	0	6
15:30	1	1	3	0	0	0	0	0	0	0	0	0	0	5
15:45	1	3	3	0	0	0	0	0	0	0	0	0	0	7
16:00	0	3	5	0	0	0	0	0	0	0	0	0	0	8
16:15	0	5	8	0	0	0	0	0	0	0	0	0	0	13
16:30	1	1	6	0	2	0	0	0	0	0	0	0	0	10
16:45	1	4	1	0	0	0	0	0	0	0	0	0	0	6
17:00	0	6	6	1	0	0	0	0	0	0	0	0	0	13
17:15	0	3	3	1	0	0	0	0	0	0	0	0	0	7
17:30	0	3	9	2	1	0	0	0	0	0	0	0	0	15
17:45	1	6	2	1	0	0	0	0	0	0	0	0	0	10
18:00	0	3	3	0	0	0	0	0	0	0	0	0	0	6
18:15	0	5	3	1	0	0	0	0	0	0	0	0	0	9
18:30	1	3	2	0	0	0	0	0	0	0	0	0	0	6
18:45	1	1	4	0	0	0	0	0	0	0	0	0	0	6
19:00	1	3	2	1	0	0	0	0	0	0	0	0	0	7
19:15	0	2	1	0	0	0	0	0	0	0	0	0	0	3
19:30	0	0	2	0	1	0	0	0	0	0	0	0	0	3
19:45	0	3	1	0	0	0	0	0	0	0	0	0	0	4
20:00	0	0	4	0	0	0	0	0	0	0	0	0	0	4
20:15	0	1	1	0	0	0	0	0	0	0	0	0	0	2
20:30	0	1	0	0	0	0	0	0	0	0	0	0	0	1
20:45	0	1	0	0	0	0	0	0	0	0	0	0	0	1
21:00	1	1	0	1	0	0	0	0	0	0	0	0	0	3
21:15	1	1	0	0	0	0	0	0	0	0	0	0	0	2
21:30	0	2	2	0	0	0	0	0	0	0	0	0	0	4
21:45	0	1	1	0	0	0	0	0	0	0	0	0	0	2
22:00	0	2	1	0	0	0	0	0	0	0	0	0	0	3
22:15	1	2	0	0	0	0	0	0	0	0	0	0	0	3
22:30	0	0	1	0	0	0	0	0	0	0	0	0	0	1
22:45	0	1	1	0	0	0	0	0	0	0	0	0	0	2
23:00	0	0	0	0	0	0	0	0	0	0	0	0	0	0
23:15	0	1	0	0	0	0	0	0	0	0	0	0	0	1
23:30	0	0	0	0	0	0	0	0	0	0	0	0	0	0
23:45	0	0	1	0	0	0	0	0	0	0	0	0	0	2
ADT	17	115	178	120	77									646
% of Totals	1%	18%	28%	19%	12%									100%

AM Volumes	33	68	50	9	1	0	0	0	0	0	0	0	0	372
% AM	8%	15%	12%	2%	0%									37%
AM Peak Hour Volume	12	21	17	4	1									1048
PM Volumes	69	117	149	41	6	0	0	0	0	0	0	0	0	492
% PM	6%	25%	26%	5%	1%									63%
PM Peak Hour Volume	19	35	22	5	2									1700
Directional Peak Periods	AM 7-9			NOON 12-2			PM 4-6			Off Peak Volumes				
All Classes	Volume	57	12%	Volume	70	15%	Volume	82	18%	Volume	255	55%		

Street Name	Direction	15th	50th	Average	85th	95th	ADT
S Parish Pl	Summary	15	19	19	24	27	464

SPEED

S Parish Pl Bet. W Oak St & W Alameda Ave

Day: Thursday
Date: 1/20/2022

City: Burbank
Project #: CA22_020022_012n

North Bound

Time	< 15	15 - 19	20 - 24	25 - 29	30 - 34	35 - 39	40 - 44	45 - 49	50 - 54	55 - 59	60 - 64	65 - 69	70 +	Total
00:00 AM	1	0	0	0	0	0	0	0	0	0	0	0	0	1
01:00	0	0	0	0	0	0	0	0	0	0	0	0	0	0
02:00	0	0	0	0	0	0	0	0	0	0	0	0	0	0
03:00	0	0	0	0	0	0	0	0	0	0	0	0	0	0
04:00	0	0	0	0	0	0	0	0	0	0	0	0	0	0
05:00	3	0	0	0	0	0	0	0	0	0	0	0	0	3
06:00	0	4	2	1	0	0	0	0	0	0	0	0	0	7
07:00	3	8	5	0	0	0	0	0	0	0	0	0	0	16
08:00	3	3	5	0	0	0	0	0	0	0	0	0	0	11
09:00	3	8	2	1	0	0	0	0	0	0	0	0	0	14
10:00	5	3	5	0	0	0	0	0	0	0	0	0	0	13
11:00	5	12	3	0	0	0	0	0	0	0	0	0	0	20
12:00 PM	3	8	6	2	0	0	0	0	0	0	0	0	0	19
13:00	3	5	4	1	0	0	0	0	0	0	0	0	0	13
14:00	4	9	3	1	0	0	0	0	0	0	0	0	0	17
15:00	1	4	6	0	0	0	0	0	0	0	0	0	0	11
16:00	2	10	7	0	0	0	0	0	0	0	0	0	0	19
17:00	1	10	5	4	1	0	0	0	0	0	0	0	0	21
18:00	1	8	3	0	0	0	0	0	0	0	0	0	0	12
19:00	1	4	3	1	0	0	0	0	0	0	0	0	0	9
20:00	0	2	2	0	0	0	0	0	0	0	0	0	0	4
21:00	2	1	1	0	0	0	0	0	0	0	0	0	0	4
22:00	1	3	2	0	0	0	0	0	0	0	0	0	0	6
23:00	0	0	0	0	0	0	0	0	0	0	0	0	0	0
Totals	42	102	64	11	1									220
% of Totals	19%	46%	29%	5%	0%									100%

AM Volumes	23	38	22	2	0	0	0	0	0	0	0	0	0	85		
% AM	10%	17%	10%	1%										39%		
AM Peak Hour	10:00	11:00	07:00	06:00										11:00		
Volume	5	12	5	1										20		
PM Volumes	19	64	42	9	1	0	0	0	0	0	0	0	0	135		
% PM	9%	29%	19%	4%	0%									61%		
PM Peak Hour	14:00	16:00	16:00	17:00	17:00									17:00		
Volume	4	10	7	4	1									21		
Directional Peak Periods		AM 7-9				NOON 12-2				PM 4-6				Off Peak Volumes		
All Speeds		Volume			%	Volume			%	Volume			%	Volume		
		27	↔		12%	32	↔		15%	40	↔		18%	121	↔ 55%	

Street Name	Direction	Percentiles					
		15th	50th	Average	85th	95th	ADT
S Parish Pl	North Bound	13	18	18	23	25	220
S Parish Pl	South Bound	16	21	20	24	28	244

SPEED

S Parish Pl Bet. W Oak St & W Alameda Ave

Day: Thursday
Date: 1/20/2022

City: Burbank
Project #: CA22_020022_012s

South Bound

Time	< 15	15 - 19	20 - 24	25 - 29	30 - 34	35 - 39	40 - 44	45 - 49	50 - 54	55 - 59	60 - 64	65 - 69	70 +	Total
00:00 AM	1	0	0	0	0	0	0	0	0	0	0	0	0	1
01:00	0	0	0	0	0	0	0	0	0	0	0	0	0	0
02:00	0	0	0	0	0	0	0	0	0	0	0	0	0	0
03:00	0	0	0	0	0	0	0	0	0	0	0	0	0	0
04:00	0	0	0	0	0	0	0	0	0	0	0	0	0	0
05:00	0	2	2	0	0	0	0	0	0	0	0	0	0	4
06:00	0	1	1	0	0	0	0	0	0	0	0	0	0	2
07:00	0	1	12	1	0	0	0	0	0	0	0	0	0	14
08:00	2	7	4	3	0	0	0	0	0	0	0	0	0	16
09:00	3	7	4	1	1	0	0	0	0	0	0	0	0	16
10:00	3	6	8	1	0	0	0	0	0	0	0	0	0	18
11:00	6	6	3	1	0	0	0	0	0	0	0	0	0	16
12:00 PM	1	11	8	1	0	0	0	0	0	0	0	0	0	21
13:00	3	3	8	2	1	0	0	0	0	0	0	0	0	17
14:00	3	5	9	4	1	0	0	0	0	0	0	0	0	22
15:00	2	7	5	1	0	0	0	0	0	0	0	0	0	15
16:00	0	3	13	0	2	0	0	0	0	0	0	0	0	18
17:00	0	8	15	1	0	0	0	0	0	0	0	0	0	24
18:00	1	4	9	1	0	0	0	0	0	0	0	0	0	15
19:00	0	4	3	0	1	0	0	0	0	0	0	0	0	8
20:00	0	1	3	0	0	0	0	0	0	0	0	0	0	4
21:00	0	4	2	1	0	0	0	0	0	0	0	0	0	7
22:00	0	2	1	0	0	0	0	0	0	0	0	0	0	3
23:00	0	1	1	1	0	0	0	0	0	0	0	0	0	3
Totals	25	83	111	19	6									244
% of Totals	10%	34%	45%	8%	2%									100%

AM Volumes	15	30	34	7	1	0	0	0	0	0	0	0	0	87		
% AM	6%	12%	14%	3%	0%									36%		
AM Peak Hour	11:00	08:00	07:00	08:00	09:00									10:00		
Volume	6	7	12	3	1									18		
PM Volumes	10	53	77	12	5	0	0	0	0	0	0	0	0	157		
% PM	4%	22%	32%	5%	2%									64%		
PM Peak Hour	13:00	12:00	17:00	14:00	16:00									17:00		
Volume	3	11	15	4	2									24		
Directional Peak Periods		AM 7-9				NOON 12-2				PM 4-6				Off Peak Volumes		
All Speeds		Volume	↔		%	Volume	↔		%	Volume	↔		%	Volume	↔	
		30			12%	38			16%	42			17%	134		

Street Name	Direction	Percentiles					
		15th	50th	Average	85th	95th	ADT
S Parish Pl	North Bound	13	18	18	23	25	220
S Parish Pl	South Bound	16	21	20	24	28	244

SPEED

S Parish Pl Bet. W Oak St & W Alameda Ave

Day: Thursday
Date: 1/20/2022

City: Burbank
Project #: CA22_020022_012

Summary

Time	< 15	15 - 19	20 - 24	25 - 29	30 - 34	35 - 39	40 - 44	45 - 49	50 - 54	55 - 59	60 - 64	65 - 69	70 +	Total
00:00 AM	2	0	0	0	0	0	0	0	0	0	0	0	0	2
01:00	0	0	0	0	0	0	0	0	0	0	0	0	0	0
02:00	0	0	0	0	0	0	0	0	0	0	0	0	0	0
03:00	0	0	0	0	0	0	0	0	0	0	0	0	0	0
04:00	0	0	0	0	0	0	0	0	0	0	0	0	0	0
05:00	3	2	2	0	0	0	0	0	0	0	0	0	0	7
06:00	0	5	3	1	0	0	0	0	0	0	0	0	0	9
07:00	3	9	17	1	0	0	0	0	0	0	0	0	0	30
08:00	5	10	9	3	0	0	0	0	0	0	0	0	0	27
09:00	6	15	6	2	1	0	0	0	0	0	0	0	0	30
10:00	8	9	13	1	0	0	0	0	0	0	0	0	0	31
11:00	11	18	6	1	0	0	0	0	0	0	0	0	0	36
12:00 PM	4	19	14	3	0	0	0	0	0	0	0	0	0	40
13:00	6	8	12	3	1	0	0	0	0	0	0	0	0	30
14:00	7	14	12	5	1	0	0	0	0	0	0	0	0	39
15:00	3	11	11	1	0	0	0	0	0	0	0	0	0	26
16:00	2	13	20	0	2	0	0	0	0	0	0	0	0	37
17:00	1	18	20	5	1	0	0	0	0	0	0	0	0	45
18:00	2	12	12	1	0	0	0	0	0	0	0	0	0	27
19:00	1	8	6	1	1	0	0	0	0	0	0	0	0	17
20:00	0	3	5	0	0	0	0	0	0	0	0	0	0	8
21:00	2	5	3	1	0	0	0	0	0	0	0	0	0	11
22:00	1	5	3	0	0	0	0	0	0	0	0	0	0	9
23:00	0	1	1	1	0	0	0	0	0	0	0	0	0	3
Totals	67	185	175	30	7									464
% of Totals	14%	40%	38%	6%	2%									100%

AM Volumes	38	68	56	9	1	0	0	0	0	0	0	0	0	172		
% AM	8%	15%	12%	2%	0%									37%		
AM Peak Hour	11:00	11:00	07:00	08:00	09:00									11:00		
Volume	11	18	17	3	1									36		
PM Volumes	29	117	119	21	6	0	0	0	0	0	0	0	0	292		
% PM	6%	25%	26%	5%	1%									63%		
PM Peak Hour	14:00	12:00	16:00	14:00	16:00									17:00		
Volume	7	19	20	5	2									45		
Directional Peak Periods		AM 7-9				NOON 12-2				PM 4-6				Off Peak Volumes		
All Speeds		Volume	↔		%	Volume	↔		%	Volume	↔		%	Volume	↔	
		57			12%	70			15%	82			18%	255		

Street Name	Direction	Percentiles					
		15th	50th	Average	85th	95th	ADT
S Parish Pl	Summary	15	19	19	24	27	464

VOLUME

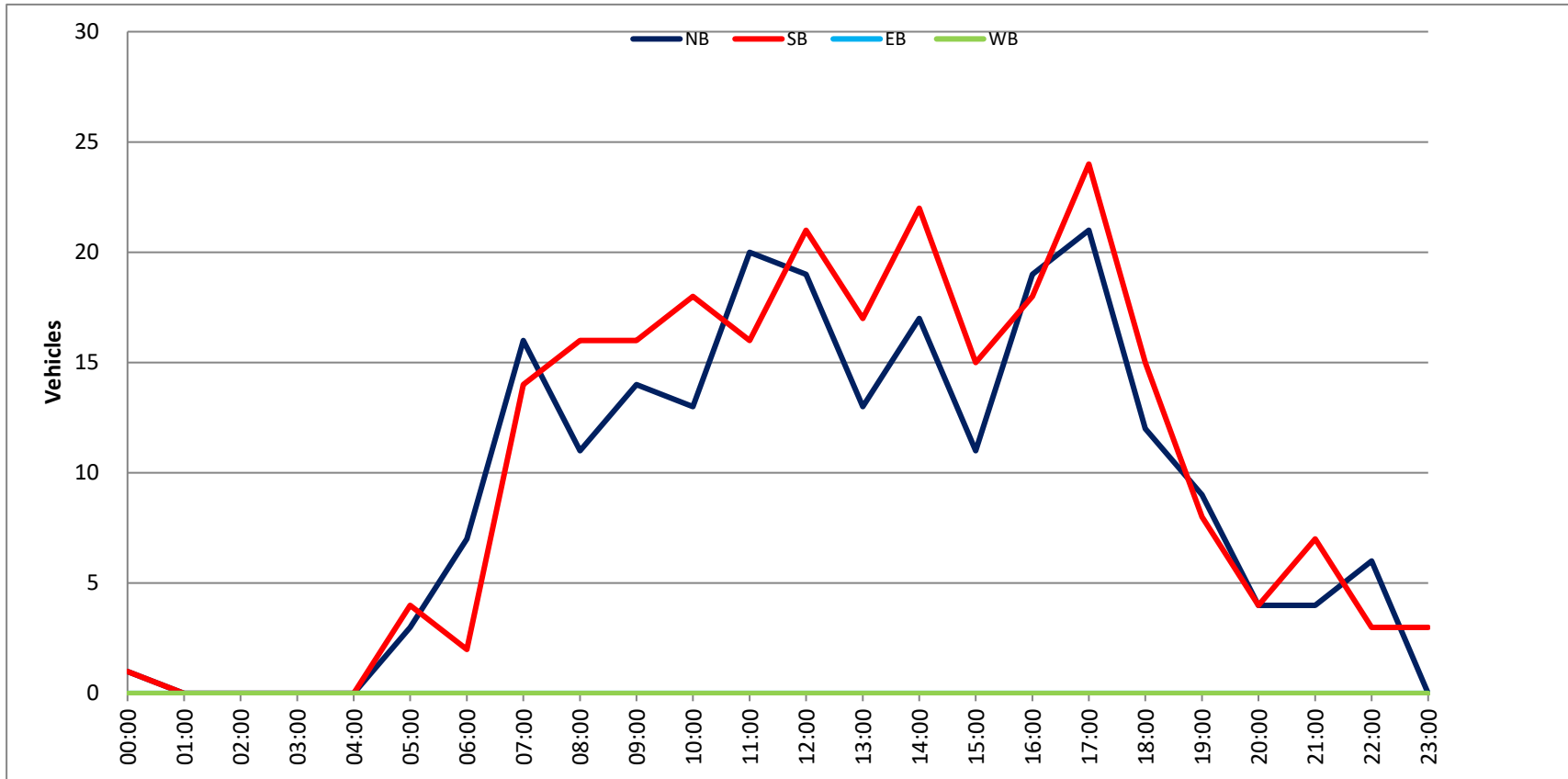
S Parish Pl Bet. W Oak St & W Alameda Ave

Day: Thursday
 Date: 1/20/2022

City: Burbank
 Project #: CA22_020022_012

DAILY TOTALS					NB	SB	EB	WB	Total		
					220	244	0	0	464		
AM Period	NB	SB	EB	WB	TOTAL	PM Period	NB	SB	EB	WB	TOTAL
00:00	0	0	0	0		12:00	7	7	0	0	14
00:15	0	0	0	0		12:15	5	3	0	0	8
00:30	1	1	0	0	2	12:30	4	7	0	0	11
00:45	0	1	0	1	2	12:45	3	19	4	21	47
01:00	0	0	0	0		13:00	4	4	0	0	8
01:15	0	0	0	0		13:15	2	7	0	0	9
01:30	0	0	0	0		13:30	2	2	0	0	4
01:45	0	0	0	0		13:45	5	13	4	17	39
02:00	0	0	0	0		14:00	4	4	0	0	8
02:15	0	0	0	0		14:15	4	8	0	0	12
02:30	0	0	0	0		14:30	3	6	0	0	9
02:45	0	0	0	0		14:45	6	17	4	22	49
03:00	0	0	0	0		15:00	4	4	0	0	8
03:15	0	0	0	0		15:15	2	4	0	0	6
03:30	0	0	0	0		15:30	0	5	0	0	5
03:45	0	0	0	0		15:45	5	11	2	15	23
04:00	0	0	0	0		16:00	6	2	0	0	8
04:15	0	0	0	0		16:15	5	8	0	0	13
04:30	0	0	0	0		16:30	4	6	0	0	10
04:45	0	0	0	0		16:45	4	19	2	18	43
05:00	1	0	0	0	1	17:00	5	8	0	0	13
05:15	0	0	0	0		17:15	3	4	0	0	7
05:30	0	0	0	0		17:30	6	9	0	0	15
05:45	2	3	4	4	7	17:45	7	21	3	24	55
06:00	1	0	0	0	1	18:00	2	4	0	0	6
06:15	0	1	0	0	1	18:15	5	4	0	0	9
06:30	3	1	0	0	4	18:30	3	3	0	0	6
06:45	3	7	0	2	9	18:45	2	12	4	15	33
07:00	4	2	0	0	6	19:00	4	3	0	0	7
07:15	3	3	0	0	6	19:15	1	2	0	0	3
07:30	5	3	0	0	8	19:30	1	2	0	0	3
07:45	4	16	6	14	30	19:45	3	9	1	8	21
08:00	2	7	0	0	9	20:00	1	3	0	0	4
08:15	4	3	0	0	7	20:15	2	0	0	0	2
08:30	4	1	0	0	5	20:30	0	1	0	0	1
08:45	1	11	5	16	27	20:45	1	4	0	4	9
09:00	3	2	0	0	5	21:00	1	2	0	0	3
09:15	3	2	0	0	5	21:15	1	1	0	0	2
09:30	5	7	0	0	12	21:30	1	3	0	0	4
09:45	3	14	5	16	38	21:45	1	4	1	7	13
10:00	3	4	0	0	7	22:00	2	1	0	0	3
10:15	3	7	0	0	10	22:15	1	2	0	0	3
10:30	2	3	0	0	5	22:30	1	0	0	0	1
10:45	5	13	4	18	31	22:45	2	6	0	3	11
11:00	6	6	0	0	12	23:00	0	0	0	0	0
11:15	7	5	0	0	12	23:15	0	1	0	0	1
11:30	4	2	0	0	6	23:30	0	0	0	0	0
11:45	3	20	3	16	36	23:45	0	2	3	0	5
TOTALS	85	87			172	TOTALS	135	157			292
SPLIT %	49.4%	50.6%			37.1%	SPLIT %	46.2%	53.8%			62.9%

DAILY TOTALS					NB	SB	EB	WB	Total
					220	244	0	0	464
AM Peak Hour	10:45	09:30			10:45	PM Peak Hour	17:00	16:15	17:00
AM Pk Volume	22	23			39	PM Pk Volume	21	24	45
Pk Hr Factor	0.786	0.821			0.813	Pk Hr Factor	0.750	0.750	0.750
7 - 9 Volume	27	30	0	0	57	4 - 6 Volume	40	42	82
7 - 9 Peak Hour	07:00	07:15			07:30	4 - 6 Peak Hour	17:00	16:15	17:00
7 - 9 Pk Volume	16	19	0	0	34	4 - 6 Pk Volume	21	24	45
Pk Hr Factor	0.800	0.679	0.000	0.000	0.850	Pk Hr Factor	0.750	0.750	0.750



Prepared by National Data & Surveying Services
SPEED
 S Parish Pl Bet. W Olive Ave & W Oak St

Day: Tuesday
 Date: 1/18/2022

City: Burbank
 Project #: CA22_020022_011n

North Bound

Time	<15	15-19	20-24	25-29	30-34	35-39	40-44	45-49	50-54	55-59	60-64	65-69	70+	Total
00:00 AM	0	0	0	0	0	0	0	0	0	0	0	0	0	0
00:15	0	0	0	0	0	0	0	0	0	0	0	0	0	0
00:30	0	0	0	0	0	0	0	0	0	0	0	0	0	0
00:45	0	0	0	0	0	0	0	0	0	0	0	0	0	0
01:00	0	0	0	0	0	0	0	0	0	0	0	0	0	0
01:15	0	0	0	0	0	0	0	0	0	0	0	0	0	0
01:30	0	0	0	0	0	0	0	0	0	0	0	0	0	0
01:45	0	0	0	0	0	0	0	0	0	0	0	0	0	0
02:00	0	0	0	0	0	0	0	0	0	0	0	0	0	0
02:15	0	0	0	0	0	0	0	0	0	0	0	0	0	0
02:30	0	0	0	0	0	0	0	0	0	0	0	0	0	0
02:45	0	0	0	0	0	0	0	0	0	0	0	0	0	0
03:00	0	1	0	0	0	0	0	0	0	0	0	0	0	1
03:15	0	0	0	0	0	0	0	0	0	0	0	0	0	0
03:30	0	0	0	1	0	0	0	0	0	0	0	0	0	1
03:45	0	0	0	0	0	0	0	0	0	0	0	0	0	0
04:00	0	0	0	0	0	0	0	0	0	0	0	0	0	0
04:15	0	0	0	0	0	0	0	0	0	0	0	0	0	0
04:30	0	0	1	0	0	0	0	0	0	0	0	0	0	1
04:45	0	0	0	0	0	0	0	0	0	0	0	0	0	0
05:00	0	0	0	0	1	0	0	0	0	0	0	0	0	1
05:15	0	0	0	0	0	0	0	0	0	0	0	0	0	0
05:30	0	0	0	0	0	0	0	0	0	0	0	0	0	0
05:45	0	0	0	0	0	0	0	0	0	0	0	0	0	0
06:00	0	0	1	0	0	0	0	0	0	0	0	0	0	1
06:15	0	1	0	0	0	0	0	0	0	0	0	0	0	2
06:30	0	0	0	0	0	0	0	0	0	0	0	0	0	0
06:45	0	0	1	1	1	0	0	0	0	0	0	0	0	3
07:00	1	0	0	0	0	0	0	0	0	0	0	0	0	1
07:15	0	1	1	0	0	0	0	0	0	0	0	0	0	3
07:30	1	0	3	4	0	1	0	0	0	0	0	0	0	9
07:45	1	0	8	6	1	0	0	0	0	0	0	0	0	16
08:00	0	1	0	3	2	0	0	0	0	0	0	0	0	6
08:15	0	0	2	3	1	0	0	0	0	0	0	0	0	6
08:30	2	2	0	0	0	1	0	0	0	0	0	0	0	5
08:45	1	0	1	3	0	0	0	0	0	0	0	0	0	5
09:00	1	0	2	1	1	0	0	0	0	0	0	0	0	5
09:15	0	0	0	0	2	0	0	0	0	0	0	0	0	2
09:30	0	1	1	1	1	0	0	0	0	0	0	0	0	4
09:45	0	1	3	2	0	0	0	0	0	0	0	0	0	6
10:00	2	0	1	2	0	0	0	0	0	0	0	0	0	5
10:15	0	0	2	1	1	0	0	0	0	0	0	0	0	4
10:30	0	0	2	1	2	0	0	0	0	0	0	0	0	6
10:45	1	2	1	0	0	1	0	0	0	0	0	0	0	5
11:00	0	2	2	0	1	0	0	0	0	0	0	0	0	5
11:15	0	2	3	2	0	0	0	0	0	0	0	0	0	7
11:30	0	1	0	1	1	0	0	0	0	0	0	0	0	3
11:45	0	1	2	1	1	0	0	0	0	0	0	0	0	5
12:00 PM	0	1	1	3	0	0	0	0	0	0	0	0	0	4
12:15	1	1	3	2	0	0	0	0	0	0	0	0	0	7
12:30	0	1	2	1	1	1	0	0	0	0	0	0	0	6
12:45	0	1	2	0	0	0	0	0	0	0	0	0	0	3
13:00	0	0	1	1	0	0	0	0	0	0	0	0	0	2
13:15	3	0	1	3	0	0	0	0	0	0	0	0	0	7
13:30	1	1	6	3	0	0	0	0	0	0	0	0	0	11
13:45	1	0	3	3	0	0	0	0	0	0	0	0	0	7
14:00	1	1	1	0	0	0	0	0	0	0	0	0	0	3
14:15	1	2	3	6	3	0	0	0	0	0	0	0	0	15
14:30	0	1	6	4	0	0	0	0	0	0	0	0	0	11
14:45	0	0	2	2	2	1	0	0	0	0	0	0	0	7
15:00	0	4	5	2	2	0	0	0	0	0	0	0	0	13
15:15	0	3	3	3	1	0	0	0	0	0	0	0	0	10
15:30	2	2	4	2	0	1	0	0	0	0	0	0	0	11
15:45	2	0	2	1	0	0	0	0	0	0	0	0	0	5
16:00	0	1	2	3	0	0	0	0	0	0	0	0	0	6
16:15	0	0	2	1	0	0	0	0	0	0	0	0	0	5
16:30	0	1	2	0	0	1	0	0	0	0	0	0	0	4
16:45	0	0	0	1	0	0	0	0	0	0	0	0	0	1
17:00	1	1	0	0	0	0	0	0	0	0	0	0	0	2
17:15	0	0	2	1	0	0	0	0	0	0	0	0	0	3
17:30	0	1	2	2	1	0	0	0	0	0	0	0	0	8
17:45	0	0	1	1	0	0	0	0	0	0	0	0	0	2
18:00	0	0	1	1	2	0	0	0	0	0	0	0	0	4
18:15	0	0	2	1	0	0	0	0	0	0	0	0	0	3
18:30	2	1	0	3	2	0	0	0	0	0	0	0	0	8
18:45	0	1	0	0	0	0	0	0	0	0	0	0	0	1
19:00	1	1	1	1	0	0	0	0	0	0	0	0	0	4
19:15	0	1	0	0	0	0	0	0	0	0	0	0	0	1
19:30	0	0	1	0	0	0	0	0	0	0	0	0	0	1
19:45	0	1	0	0	0	0	0	0	0	0	0	0	0	2
20:00	1	0	0	2	0	0	0	0	0	0	0	0	0	3
20:15	0	0	1	1	0	0	0	0	0	0	0	0	0	2
20:30	0	0	1	0	0	0	0	0	0	0	0	0	0	1
20:45	0	1	0	0	0	0	0	0	0	0	0	0	0	1
21:00	0	0	0	1	0	0	0	0	0	0	0	0	0	1
21:15	0	0	2	0	0	0	0	0	0	0	0	0	0	2
21:30	0	0	1	1	0	0	0	0	0	0	0	0	0	2
21:45	0	0	0	0	1	0	0	0	0	0	0	0	0	1
22:00	0	0	0	0	1	0	0	0	0	0	0	0	0	1
22:15	0	0	0	1	0	0	0	0	0	0	0	0	0	1
22:30	0	0	0	0	0	0	0	0	0	0	0	0	0	0
22:45	0	0	0	0	0	0	0	0	0	0	0	0	0	0
23:00	0	0	0	0	0	0	0	0	0	0	0	0	0	0
23:15	0	0	0	0	0	0	0	0	0	0	0	0	0	0
23:30	0	0	0	0	0	0	0	0	0	0	0	0	0	0
23:45	0	0	0	0	0	0	0	0	0	0	0	0	0	0
ADT	27	45	102	85	72	36	0	0	0	0	0	0	0	311
% of Totals	9%	15%	33%	31%	23%	10%	0%	0%	0%	0%	0%	0%	0%	100%

AM Volumes	30	38	129	130	14	4	0	0	0	0	0	0	0	318
% AMH	2%	6%	12%	12%	5%	1%	0%	0%	0%	0%	0%	0%	0%	33%
AM Peak Hour Volume	4	8	13	16	4	2	0	0	0	0	0	0	0	37
PM Volumes	57	27	66	59	48	5	0	0	0	0	0	0	0	192
% PM	5%	9%	21%	19%	6%	2%	0%	0%	0%	0%	0%	0%	0%	62%
PM Peak Hour Volume	1	5	10	10	7	1	0	0	0	0	0	0	0	46

Directional Peak Periods		AM 7-9		NOON 12-2		PM 4-6		Off Peak Volumes	
All Classes	Volume	%	Volume	%	Volume	%	Volume	%	
	51	16%	47	15%	31	10%	181	58%	

Street Name	Direction	15th	50th	Average	85th	95th	ADT
S Parish Pl	North Bound	17	24	24	30	34	310
S Parish Pl	South Bound	17	24	23	29	32	321

Prepared by National Data & Surveying Services
SPEED
 S Parish Pl Bet. W Olive Ave & W Oak St

Day: Tuesday
 Date: 1/18/2022

City: Burbank
 Project #: CA22_020022_0115

South Bound

Time	<15	15-19	20-24	25-29	30-34	35-39	40-44	45-49	50-54	55-59	60-64	65-69	70+	Total
00:00 AM	0	0	0	0	1	0	0	0	0	0	0	0	0	1
00:15	0	0	0	0	1	0	0	0	0	0	0	0	0	1
00:30	0	0	0	0	0	0	0	0	0	0	0	0	0	0
00:45	0	0	0	0	0	0	0	0	0	0	0	0	0	0
01:00	0	0	0	0	0	0	0	0	0	0	0	0	0	0
01:15	0	0	0	0	0	0	0	0	0	0	0	0	0	0
01:30	0	0	0	0	0	0	0	0	0	0	0	0	0	0
01:45	0	0	0	0	0	0	0	0	0	0	0	0	0	0
02:00	0	0	0	0	0	0	0	0	0	0	0	0	0	0
02:15	0	0	0	0	0	0	0	0	0	0	0	0	0	0
02:30	0	0	0	0	0	0	0	0	0	0	0	0	0	0
02:45	0	0	0	0	0	0	0	0	0	0	0	0	0	0
03:00	0	1	0	0	0	0	0	0	0	0	0	0	0	1
03:15	0	0	0	0	0	0	0	0	0	0	0	0	0	0
03:30	0	0	0	0	0	0	0	0	0	0	0	0	0	0
03:45	0	0	0	0	0	0	0	0	0	0	0	0	0	0
04:00	0	0	0	0	0	0	0	0	0	0	0	0	0	0
04:15	0	0	0	0	0	0	0	0	0	0	0	0	0	0
04:30	0	0	0	0	0	0	0	0	0	0	0	0	0	0
04:45	0	0	0	0	0	0	0	0	0	0	0	0	0	0
05:00	0	0	0	0	0	0	0	0	0	0	0	0	0	0
05:15	1	0	0	1	0	0	0	0	0	0	0	0	0	2
05:30	0	0	0	0	0	0	0	0	0	0	0	0	0	0
05:45	0	0	0	0	0	0	0	0	0	0	0	0	0	0
06:00	0	0	0	0	0	0	0	0	0	0	0	0	0	0
06:15	0	0	0	1	0	0	0	0	0	0	0	0	0	1
06:30	0	0	1	1	0	0	0	0	0	0	0	0	0	2
06:45	0	1	0	0	0	0	0	0	0	0	0	0	0	1
07:00	0	0	0	0	0	0	0	0	0	0	0	0	0	0
07:15	1	0	1	0	0	0	0	0	0	0	0	0	0	2
07:30	1	0	2	3	1	0	0	0	0	0	0	0	0	7
07:45	0	5	3	4	1	0	0	0	0	0	0	0	0	13
08:00	2	2	0	4	2	0	0	0	0	0	0	0	0	10
08:15	3	1	0	0	0	0	0	0	0	0	0	0	0	4
08:30	1	1	2	1	0	0	0	0	0	0	0	0	0	5
08:45	0	2	2	1	0	0	0	0	0	0	0	0	0	5
09:00	0	0	0	2	2	0	0	0	0	0	0	0	0	4
09:15	0	0	1	1	0	0	0	0	0	0	0	0	0	2
09:30	0	3	0	0	0	0	0	0	0	0	0	0	0	3
09:45	0	1	0	1	0	0	0	0	0	0	0	0	0	2
10:00	1	0	1	2	1	0	0	0	0	0	0	0	0	5
10:15	1	1	1	1	0	0	0	0	0	0	0	0	0	4
10:30	2	0	1	1	0	0	0	0	0	0	0	0	0	4
10:45	0	0	2	3	0	0	0	0	0	0	0	0	0	5
11:00	0	0	0	2	0	0	0	0	0	0	0	0	0	2
11:15	1	1	1	3	2	0	0	0	0	0	0	0	0	8
11:30	0	2	4	3	0	0	0	0	0	0	0	0	0	9
11:45	0	1	3	3	1	0	0	0	0	0	0	0	0	8
12:00 PM	0	1	3	0	0	0	0	0	0	0	0	0	0	3
12:15	0	0	3	0	0	0	0	0	0	0	0	0	0	3
12:30	1	2	5	0	0	0	0	0	0	0	0	0	0	8
12:45	0	0	3	2	1	0	0	0	0	0	0	0	0	6
13:00	0	0	5	5	1	0	0	0	0	0	0	0	0	8
13:15	0	0	3	1	1	0	0	0	0	0	0	0	0	5
13:30	0	0	6	2	0	0	0	0	0	0	0	0	0	8
13:45	2	2	5	2	0	0	0	0	0	0	0	0	0	11
14:00	0	0	2	5	1	0	0	0	0	0	0	0	0	8
14:15	1	1	6	2	0	0	0	0	0	0	0	0	0	10
14:30	0	0	2	1	0	0	0	0	0	0	0	0	0	3
14:45	1	2	4	3	0	0	0	0	0	0	0	0	0	10
15:00	0	2	6	4	1	0	0	0	0	0	0	0	0	13
15:15	0	1	3	2	1	0	0	0	0	0	0	0	0	7
15:30	2	2	5	1	0	0	0	0	0	0	0	0	0	10
15:45	0	3	2	2	1	0	0	0	0	0	0	0	0	8
16:00	0	0	2	3	1	0	0	0	0	0	0	0	0	6
16:15	0	0	5	3	1	0	0	0	0	0	0	0	0	9
16:30	1	1	2	4	0	0	0	0	0	0	0	0	0	8
16:45	0	3	2	0	0	0	0	0	0	0	0	0	0	5
17:00	1	0	0	1	2	0	0	0	0	0	0	0	0	4
17:15	0	1	1	3	0	0	0	0	0	0	0	0	0	5
17:30	0	1	2	3	0	0	0	0	0	0	0	0	0	6
17:45	0	1	1	1	0	0	0	0	0	0	0	0	0	3
18:00	1	2	1	1	0	0	0	0	0	0	0	0	0	5
18:15	0	1	1	0	0	0	0	0	0	0	0	0	0	2
18:30	1	0	3	0	0	0	0	0	0	0	0	0	0	4
18:45	0	0	1	2	0	0	0	0	0	0	0	0	0	3
19:00	0	1	1	3	0	0	0	0	0	0	0	0	0	5
19:15	0	0	0	0	0	0	0	0	0	0	0	0	0	0
19:30	0	0	1	0	0	0	0	0	0	0	0	0	0	1
19:45	0	0	0	0	0	0	0	0	0	0	0	0	0	0
20:00	0	0	0	0	0	0	0	0	0	0	0	0	0	0
20:15	1	0	1	1	0	0	0	0	0	0	0	0	0	3
20:30	0	0	0	0	0	0	0	0	0	0	0	0	0	0
20:45	0	0	2	0	0	0	0	0	0	0	0	0	0	2
21:00	0	0	0	0	0	0	0	0	0	0	0	0	0	0
21:15	0	0	0	2	0	0	0	0	0	0	0	0	0	2
21:30	0	0	0	2	0	0	0	0	0	0	0	0	0	2
21:45	0	1	1	2	0	0	0	0	0	0	0	0	0	4
22:00	0	0	1	1	0	0	0	0	0	0	0	0	0	3
22:15	0	0	0	1	0	0	0	0	0	0	0	0	0	1
22:30	0	0	0	0	0	0	0	0	0	0	0	0	0	0
22:45	0	0	0	0	0	0	0	0	0	0	0	0	0	0
23:00	0	0	0	0	0	0	0	0	0	0	0	0	0	0
23:15	0	0	0	1	0	0	0	0	0	0	0	0	0	1
23:30	0	0	1	0	0	0	0	0	0	0	0	0	0	1
23:45	0	0	0	0	0	0	0	0	0	0	0	0	0	0
ADT	26	31	31	30	21									171
% of Totals	8%	10%	10%	9%	7%									100%
AM Volumes	14	22	25	39	11	0	0	0	0	0	0	0	0	111
% AM	4%	7%	8%	12%	3%									33%
AM Peak Hour	07:30	07:45	11:45	07:15	07:15									07:30
Volume	6	9	14	11	4									34
PM Volumes	12	29	38	29	12	0	0	0	0	0	0	0	0	110
% PM	4%	9%	11%	10%	4%									33%
PM Peak Hour	13:30	15:00	13:30	15:45	15:00									14:45
Volume	1	8	19	12	3									40
Directional Peak Periods			AM 7-9			NOON 12-2			PM 4-6			Off Peak Volumes		
All Classes	Volume		%	Volume		%	Volume		%	Volume		%		
	46	↔	14%	52	↔	16%	46	↔	14%	177	↔	55%		
Street Name	Direction	15th	50th	Average	85th	95th	ADT							
S Parish Pl	North Bound	17	24	24	30	34	310							
S Parish Pl	South Bound	17	24	23	29	32	321							

SPEED

S Parish Pl Bet. W Olive Ave & W Oak St

Day: Tuesday
Date: 1/18/2022

City: Burbank
Project #: CA22_020022_011

Summary

Time	<15	15-19	20-24	25-29	30-34	35-39	40-44	45-49	50-54	55-59	60-64	65-69	70+	Total		
00:00 AM	0	0	0	0	1	0	0	0	0	0	0	0	0	1		
00:15	0	0	0	0	1	0	0	0	0	0	0	0	0	1		
00:30	0	0	0	0	0	0	0	0	0	0	0	0	0	0		
00:45	0	0	0	0	0	0	0	0	0	0	0	0	0	0		
01:00	0	0	0	0	0	0	0	0	0	0	0	0	0	0		
01:15	0	0	0	0	0	0	0	0	0	0	0	0	0	0		
01:30	0	0	0	0	0	0	0	0	0	0	0	0	0	0		
01:45	0	0	0	0	0	0	0	0	0	0	0	0	0	0		
02:00	0	0	0	0	0	0	0	0	0	0	0	0	0	0		
02:15	0	0	0	0	0	0	0	0	0	0	0	0	0	0		
02:30	0	0	0	0	0	0	0	0	0	0	0	0	0	0		
02:45	0	0	0	0	0	0	0	0	0	0	0	0	0	0		
03:00	0	2	0	0	0	0	0	0	0	0	0	0	0	2		
03:15	0	0	0	0	0	0	0	0	0	0	0	0	0	0		
03:30	0	0	0	1	0	0	0	0	0	0	0	0	0	1		
03:45	0	0	0	0	0	0	0	0	0	0	0	0	0	0		
04:00	0	0	0	0	0	0	0	0	0	0	0	0	0	0		
04:15	0	0	0	0	0	0	0	0	0	0	0	0	0	0		
04:30	0	0	1	0	0	0	0	0	0	0	0	0	0	1		
04:45	0	0	0	0	0	0	0	0	0	0	0	0	0	0		
05:00	0	0	0	0	1	0	0	0	0	0	0	0	0	1		
05:15	1	0	0	1	0	0	0	0	0	0	0	0	0	2		
05:30	0	0	0	0	0	0	0	0	0	0	0	0	0	0		
05:45	0	0	0	0	0	0	0	0	0	0	0	0	0	0		
06:00	0	0	1	0	0	0	0	0	0	0	0	0	0	1		
06:15	0	1	0	2	0	0	0	0	0	0	0	0	0	3		
06:30	0	0	1	1	0	0	0	0	0	0	0	0	0	2		
06:45	0	1	1	1	1	0	0	0	0	0	0	0	0	4		
07:00	1	0	0	0	0	0	0	0	0	0	0	0	0	1		
07:15	1	1	2	1	0	0	0	0	0	0	0	0	0	5		
07:30	2	0	5	7	1	1	0	0	0	0	0	0	0	16		
07:45	1	5	11	10	2	0	0	0	0	0	0	0	0	29		
08:00	2	3	0	7	4	0	0	0	0	0	0	0	0	16		
08:15	3	1	2	3	2	0	0	0	0	0	0	0	0	10		
08:30	3	3	2	1	0	1	0	0	0	0	0	0	0	10		
08:45	1	2	3	4	0	0	0	0	0	0	0	0	0	10		
09:00	1	0	2	3	3	0	0	0	0	0	0	0	0	9		
09:15	0	0	1	2	0	0	0	0	0	0	0	0	0	4		
09:30	0	4	1	1	1	0	0	0	0	0	0	0	0	7		
09:45	0	2	3	3	0	0	0	0	0	0	0	0	0	8		
10:00	3	0	2	4	1	0	0	0	0	0	0	0	0	10		
10:15	1	1	3	2	1	0	0	0	0	0	0	0	0	8		
10:30	2	2	3	3	0	1	0	0	0	0	0	0	0	10		
10:45	1	2	3	3	0	1	0	0	0	0	0	0	0	10		
11:00	0	2	2	2	1	0	0	0	0	0	0	0	0	7		
11:15	1	3	4	5	2	0	0	0	0	0	0	0	0	15		
11:30	0	3	4	4	1	0	0	0	0	0	0	0	0	12		
11:45	0	2	5	4	2	0	0	0	0	0	0	0	0	13		
12:00 PM	0	0	4	3	0	0	0	0	0	0	0	0	0	7		
12:15	1	1	6	2	0	0	0	0	0	0	0	0	0	10		
12:30	1	3	7	1	1	1	0	0	0	0	0	0	0	14		
12:45	0	1	5	2	1	0	0	0	0	0	0	0	0	9		
13:00	0	0	4	6	0	0	0	0	0	0	0	0	0	10		
13:15	3	0	4	4	1	0	0	0	0	0	0	0	0	12		
13:30	1	1	12	5	0	0	0	0	0	0	0	0	0	19		
13:45	3	2	8	5	0	0	0	0	0	0	0	0	0	18		
14:00	1	1	3	5	1	0	0	0	0	0	0	0	0	11		
14:15	2	3	9	8	3	0	0	0	0	0	0	0	0	25		
14:30	0	1	8	5	0	0	0	0	0	0	0	0	0	14		
14:45	1	2	6	5	2	1	0	0	0	0	0	0	0	17		
15:00	0	4	11	6	3	0	0	0	0	0	0	0	0	26		
15:15	0	4	6	5	2	0	0	0	0	0	0	0	0	17		
15:30	4	4	9	3	0	1	0	0	0	0	0	0	0	21		
15:45	2	3	4	3	1	0	0	0	0	0	0	0	0	13		
16:00	0	1	4	6	1	0	0	0	0	0	0	0	0	12		
16:15	0	0	7	5	2	0	0	0	0	0	0	0	0	14		
16:30	1	2	4	4	0	1	0	0	0	0	0	0	0	12		
16:45	0	3	2	1	0	0	0	0	0	0	0	0	0	6		
17:00	2	1	0	1	2	0	0	0	0	0	0	0	0	6		
17:15	0	1	3	4	0	0	0	0	0	0	0	0	0	8		
17:30	0	2	4	5	2	0	0	0	0	0	0	0	0	14		
17:45	0	1	2	2	0	0	0	0	0	0	0	0	0	5		
18:00	1	2	2	2	2	0	0	0	0	0	0	0	0	9		
18:15	0	1	3	1	0	0	0	0	0	0	0	0	0	5		
18:30	3	1	3	3	2	0	0	0	0	0	0	0	0	12		
18:45	0	1	1	2	0	0	0	0	0	0	0	0	0	4		
19:00	1	2	2	4	0	0	0	0	0	0	0	0	0	9		
19:15	0	1	0	0	0	0	0	0	0	0	0	0	0	1		
19:30	0	0	2	0	0	0	0	0	0	0	0	0	0	2		
19:45	0	1	0	2	0	0	0	0	0	0	0	0	0	3		
20:00	1	0	0	2	0	0	0	0	0	0	0	0	0	3		
20:15	1	0	2	2	0	0	0	0	0	0	0	0	0	5		
20:30	0	0	1	0	0	0	0	0	0	0	0	0	0	1		
20:45	0	3	0	2	0	0	0	0	0	0	0	0	0	5		
21:00	0	0	0	1	0	0	0	0	0	0	0	0	0	1		
21:15	0	0	2	2	0	0	0	0	0	0	0	0	0	4		
21:30	0	0	1	3	0	0	0	0	0	0	0	0	0	4		
21:45	0	1	1	2	1	0	0	0	0	0	0	0	0	5		
22:00	0	0	1	2	1	0	0	0	0	0	0	0	0	4		
22:15	0	0	0	1	1	0	0	0	0	0	0	0	0	2		
22:30	0	0	0	0	0	0	0	0	0	0	0	0	0	0		
22:45	0	0	0	0	0	0	0	0	0	0	0	0	0	0		
23:00	0	0	0	0	1	0	0	0	0	0	0	0	0	1		
23:15	0	0	0	1	0	0	0	0	0	0	0	0	0	1		
23:30	0	0	1	0	0	0	0	0	0	0	0	0	0	1		
23:45	0	0	0	0	0	0	0	0	0	0	0	0	0	0		
ADT Totals	15	14	215	201	15	0	0	0	0	0	0	0	0	431		
% of Totals	3%	3%	50%	47%	3%	0%	0%	0%	0%	0%	0%	0%	0%	100%		
AM Volumes	24	40	61	75	25	4	0	0	0	0	0	0	0	229		
% AM	4%	6%	14%	17%	4%	1%	0%	0%	0%	0%	0%	0%	0%	53%		
AM Peak Hour	07:45	07:45	11:45	07:30	07:30	10:00								07:30		
Volume	9	12	22	27	8	2								71		
PM Volumes	69	96	154	149	30	3	0	0	0	0	0	0	0	462		
% PM	16%	22%	36%	35%	7%	1%	0%	0%	0%	0%	0%	0%	0%	67%		
PM Peak Hour	13:15	15:00	14:15	14:15	14:15	14:45								14:15		
Volume	11	17	31	28	8	3								82		
Directional Peak Periods			AM 7-9			NOON 12-2			PM 4-6			Off Peak Volumes				
All Classes	Volume	97	↔	15%	Volume	99	↔	16%	Volume	77	↔	12%	Volume	358	↔	57%
Street Name	Direction	15th	50th	Percentiles		85th	95th	ADT								
S Parish Pl	Summary	17	24	23	29	33	631									

SPEED

S Parish Pl Bet. W Olive Ave & W Oak St

Day: Tuesday
Date: 1/18/2022

City: Burbank
Project #: CA22_020022_011n

North Bound

Time	< 15	15 - 19	20 - 24	25 - 29	30 - 34	35 - 39	40 - 44	45 - 49	50 - 54	55 - 59	60 - 64	65 - 69	70 +	Total
00:00 AM	0	0	0	0	0	0	0	0	0	0	0	0	0	0
01:00	0	0	0	0	0	0	0	0	0	0	0	0	0	0
02:00	0	0	0	0	0	0	0	0	0	0	0	0	0	0
03:00	0	1	0	1	0	0	0	0	0	0	0	0	0	2
04:00	0	0	1	0	0	0	0	0	0	0	0	0	0	1
05:00	0	0	0	0	1	0	0	0	0	0	0	0	0	1
06:00	0	1	2	2	1	0	0	0	0	0	0	0	0	6
07:00	3	1	12	11	1	1	0	0	0	0	0	0	0	29
08:00	3	3	3	9	3	1	0	0	0	0	0	0	0	22
09:00	1	2	6	4	4	0	0	0	0	0	0	0	0	17
10:00	3	4	5	5	1	2	0	0	0	0	0	0	0	20
11:00	0	6	7	4	3	0	0	0	0	0	0	0	0	20
12:00 PM	1	3	8	6	1	1	0	0	0	0	0	0	0	20
13:00	5	1	11	10	0	0	0	0	0	0	0	0	0	27
14:00	2	4	12	12	5	1	0	0	0	0	0	0	0	36
15:00	4	9	14	8	3	1	0	0	0	0	0	0	0	39
16:00	0	2	6	6	1	1	0	0	0	0	0	0	0	16
17:00	1	2	5	4	2	1	0	0	0	0	0	0	0	15
18:00	2	2	3	5	4	0	0	0	0	0	0	0	0	16
19:00	1	3	2	2	0	0	0	0	0	0	0	0	0	8
20:00	1	1	2	3	0	0	0	0	0	0	0	0	0	7
21:00	0	0	3	2	1	0	0	0	0	0	0	0	0	6
22:00	0	0	0	1	1	0	0	0	0	0	0	0	0	2
23:00	0	0	0	0	0	0	0	0	0	0	0	0	0	0
Totals	27	45	102	95	32	9								310
% of Totals	9%	15%	33%	31%	10%	3%								100%

AM Volumes	10	18	36	36	14	4	0	0	0	0	0	0	0	118		
% AM	3%	6%	12%	12%	5%	1%								38%		
AM Peak Hour	07:00	11:00	07:00	07:00	09:00	10:00								07:00		
Volume	3	6	12	11	4	2								29		
PM Volumes	17	27	66	59	18	5	0	0	0	0	0	0	0	192		
% PM	5%	9%	21%	19%	6%	2%								62%		
PM Peak Hour	13:00	15:00	15:00	14:00	14:00	12:00								15:00		
Volume	5	9	14	12	5	1								39		
Directional Peak Periods		AM 7-9				NOON 12-2				PM 4-6				Off Peak Volumes		
All Speeds		Volume		%		Volume		%		Volume		%		Volume	%	
		51	↔	16%		47	↔	15%		31	↔	10%		181	↔	58%

Street Name	Direction	Percentiles					
		15th	50th	Average	85th	95th	ADT
S Parish Pl	North Bound	17	24	24	30	34	310
S Parish Pl	South Bound	17	24	23	29	32	321

SPEED

S Parish Pl Bet. W Olive Ave & W Oak St

Day: Tuesday
Date: 1/18/2022

City: Burbank
Project #: CA22_020022_011s

South Bound

Time	< 15	15 - 19	20 - 24	25 - 29	30 - 34	35 - 39	40 - 44	45 - 49	50 - 54	55 - 59	60 - 64	65 - 69	70 +	Total
00:00 AM	0	0	0	1	1	0	0	0	0	0	0	0	0	2
01:00	0	0	0	0	0	0	0	0	0	0	0	0	0	0
02:00	0	0	0	0	0	0	0	0	0	0	0	0	0	0
03:00	0	1	0	0	0	0	0	0	0	0	0	0	0	1
04:00	0	0	0	0	0	0	0	0	0	0	0	0	0	0
05:00	1	0	0	1	0	0	0	0	0	0	0	0	0	2
06:00	0	1	1	2	0	0	0	0	0	0	0	0	0	4
07:00	2	5	6	7	2	0	0	0	0	0	0	0	0	22
08:00	6	6	4	6	2	0	0	0	0	0	0	0	0	24
09:00	0	4	1	4	2	0	0	0	0	0	0	0	0	11
10:00	4	1	5	7	1	0	0	0	0	0	0	0	0	18
11:00	1	4	8	11	3	0	0	0	0	0	0	0	0	27
12:00 PM	1	2	14	2	1	0	0	0	0	0	0	0	0	20
13:00	2	2	17	10	1	0	0	0	0	0	0	0	0	32
14:00	2	3	14	11	1	0	0	0	0	0	0	0	0	31
15:00	2	8	16	9	3	0	0	0	0	0	0	0	0	38
16:00	1	4	11	10	2	0	0	0	0	0	0	0	0	28
17:00	1	3	4	8	2	0	0	0	0	0	0	0	0	18
18:00	2	3	6	3	0	0	0	0	0	0	0	0	0	14
19:00	0	1	2	4	0	0	0	0	0	0	0	0	0	7
20:00	1	2	1	3	0	0	0	0	0	0	0	0	0	7
21:00	0	1	1	6	0	0	0	0	0	0	0	0	0	8
22:00	0	0	1	2	1	0	0	0	0	0	0	0	0	4
23:00	0	0	1	1	1	0	0	0	0	0	0	0	0	3
Totals	26	51	113	108	23									321
% of Totals	8%	16%	35%	34%	7%									100%

AM Volumes	14	22	25	39	11	0	0	0	0	0	0	0	0	111		
% AM	4%	7%	8%	12%	3%									35%		
AM Peak Hour	08:00	08:00	11:00	11:00	11:00									11:00		
Volume	6	6	8	11	3									27		
PM Volumes	12	29	88	69	12	0	0	0	0	0	0	0	0	210		
% PM	4%	9%	27%	21%	4%									65%		
PM Peak Hour	13:00	15:00	13:00	14:00	15:00									15:00		
Volume	2	8	17	11	3									38		
Directional Peak Periods		AM 7-9				NOON 12-2				PM 4-6				Off Peak Volumes		
All Speeds		Volume	↔		%	Volume	↔		%	Volume	↔		%	Volume	↔	
		46			14%	52			16%	46			14%	177		

Street Name	Direction	Percentiles					
		15th	50th	Average	85th	95th	ADT
S Parish Pl	North Bound	17	24	24	30	34	310
S Parish Pl	South Bound	17	24	23	29	32	321

SPEED

S Parish Pl Bet. W Olive Ave & W Oak St

Day: Tuesday
Date: 1/18/2022

City: Burbank
Project #: CA22_020022_011

Summary

Time	< 15	15 - 19	20 - 24	25 - 29	30 - 34	35 - 39	40 - 44	45 - 49	50 - 54	55 - 59	60 - 64	65 - 69	70 +	Total
00:00 AM	0	0	0	1	1	0	0	0	0	0	0	0	0	2
01:00	0	0	0	0	0	0	0	0	0	0	0	0	0	0
02:00	0	0	0	0	0	0	0	0	0	0	0	0	0	0
03:00	0	2	0	1	0	0	0	0	0	0	0	0	0	3
04:00	0	0	1	0	0	0	0	0	0	0	0	0	0	1
05:00	1	0	0	1	1	0	0	0	0	0	0	0	0	3
06:00	0	2	3	4	1	0	0	0	0	0	0	0	0	10
07:00	5	6	18	18	3	1	0	0	0	0	0	0	0	51
08:00	9	9	7	15	5	1	0	0	0	0	0	0	0	46
09:00	1	6	7	8	6	0	0	0	0	0	0	0	0	28
10:00	7	5	10	12	2	2	0	0	0	0	0	0	0	38
11:00	1	10	15	15	6	0	0	0	0	0	0	0	0	47
12:00 PM	2	5	22	8	2	1	0	0	0	0	0	0	0	40
13:00	7	3	28	20	1	0	0	0	0	0	0	0	0	59
14:00	4	7	26	23	6	1	0	0	0	0	0	0	0	67
15:00	6	17	30	17	6	1	0	0	0	0	0	0	0	77
16:00	1	6	17	16	3	1	0	0	0	0	0	0	0	44
17:00	2	5	9	12	4	1	0	0	0	0	0	0	0	33
18:00	4	5	9	8	4	0	0	0	0	0	0	0	0	30
19:00	1	4	4	6	0	0	0	0	0	0	0	0	0	15
20:00	2	3	3	6	0	0	0	0	0	0	0	0	0	14
21:00	0	1	4	8	1	0	0	0	0	0	0	0	0	14
22:00	0	0	1	3	2	0	0	0	0	0	0	0	0	6
23:00	0	0	1	1	1	0	0	0	0	0	0	0	0	3
Totals	53	96	215	203	55	9								631
% of Totals	8%	15%	34%	32%	9%	1%								100%

AM Volumes	24	40	61	75	25	4	0	0	0	0	0	0	0	229		
% AM	4%	6%	10%	12%	4%	1%								36%		
AM Peak Hour	08:00	11:00	07:00	07:00	09:00	10:00								07:00		
Volume	9	10	18	18	6	2								51		
PM Volumes	29	56	154	128	30	5	0	0	0	0	0	0	0	402		
% PM	5%	9%	24%	20%	5%	1%								64%		
PM Peak Hour	13:00	15:00	15:00	14:00	14:00	12:00								15:00		
Volume	7	17	30	23	6	1								77		
Directional Peak Periods		AM 7-9				NOON 12-2			PM 4-6			Off Peak Volumes				
All Speeds		Volume	↔		%	Volume	↔		%	Volume	↔		%	Volume	↔	
		97			15%	99			16%	77			12%	358		

Street Name	Direction	Percentiles					
		15th	50th	Average	85th	95th	ADT
S Parish Pl	Summary	17	24	23	29	33	631

VOLUME

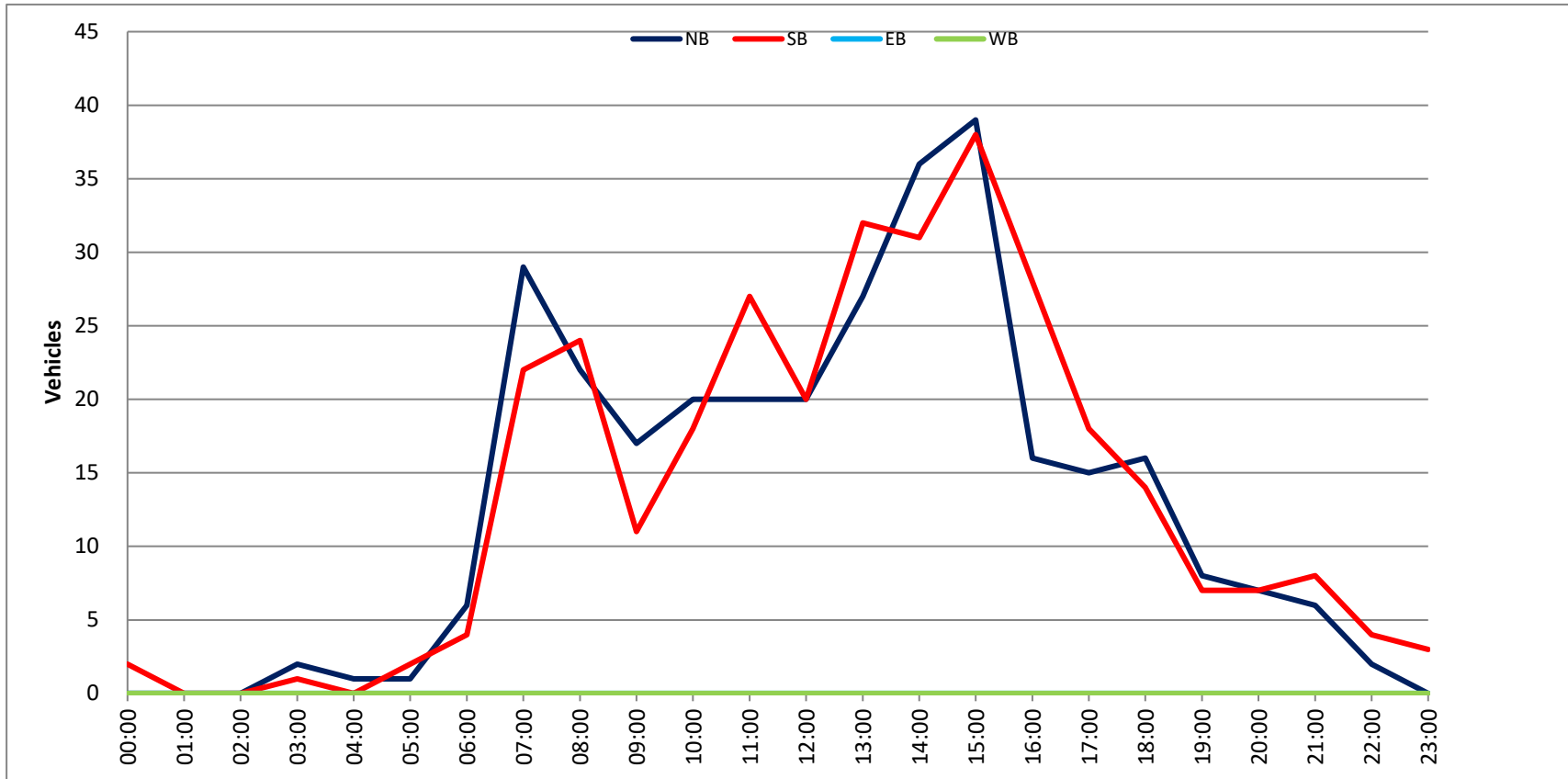
S Parish Pl Bet. W Olive Ave & W Oak St

Day: Tuesday
 Date: 1/18/2022

City: Burbank
 Project #: CA22_020022_011

DAILY TOTALS					NB	SB	EB	WB	Total		
					310	321	0	0	631		
AM Period	NB	SB	EB	WB	TOTAL	PM Period	NB	SB	EB	WB	TOTAL
00:00	0	1	0	0	1	12:00	4	3	0	0	7
00:15	0	1	0	0	1	12:15	7	3	0	0	10
00:30	0	0	0	0		12:30	6	8	0	0	14
00:45	0	0	2	0	2	12:45	3	20	6	20	49
01:00	0	0	0	0		13:00	2	8	0	0	10
01:15	0	0	0	0		13:15	7	5	0	0	12
01:30	0	0	0	0		13:30	11	8	0	0	19
01:45	0	0	0	0		13:45	7	27	11	32	77
02:00	0	0	0	0		14:00	3	8	0	0	11
02:15	0	0	0	0		14:15	15	10	0	0	25
02:30	0	0	0	0		14:30	11	3	0	0	14
02:45	0	0	0	0		14:45	7	36	10	31	84
03:00	1	1	0	0	2	15:00	13	13	0	0	26
03:15	0	0	0	0		15:15	10	7	0	0	17
03:30	1	0	0	0	1	15:30	11	10	0	0	21
03:45	0	2	0	1	3	15:45	5	39	8	38	90
04:00	0	0	0	0		16:00	6	6	0	0	12
04:15	0	0	0	0		16:15	5	9	0	0	14
04:30	1	0	0	0	1	16:30	4	8	0	0	12
04:45	0	1	0	0	1	16:45	1	16	5	28	49
05:00	1	0	0	0	1	17:00	2	4	0	0	6
05:15	0	2	0	0	2	17:15	3	5	0	0	8
05:30	0	0	0	0		17:30	8	6	0	0	14
05:45	0	1	0	2	3	17:45	2	15	3	18	38
06:00	1	0	0	0	1	18:00	4	5	0	0	9
06:15	2	1	0	0	3	18:15	3	2	0	0	5
06:30	0	2	0	0	2	18:30	8	4	0	0	12
06:45	3	6	1	4	14	18:45	1	16	3	14	34
07:00	1	0	0	0	1	19:00	4	5	0	0	9
07:15	3	2	0	0	5	19:15	1	0	0	0	1
07:30	9	7	0	0	16	19:30	1	1	0	0	2
07:45	16	29	13	22	78	19:45	2	8	1	7	18
08:00	6	10	0	0	16	20:00	3	0	0	0	3
08:15	6	4	0	0	10	20:15	2	3	0	0	5
08:30	5	5	0	0	10	20:30	1	0	0	0	1
08:45	5	22	5	24	56	20:45	1	7	4	7	19
09:00	5	4	0	0	9	21:00	1	0	0	0	1
09:15	2	2	0	0	4	21:15	2	2	0	0	4
09:30	4	3	0	0	7	21:30	2	2	0	0	4
09:45	6	17	2	11	36	21:45	1	6	4	8	19
10:00	5	5	0	0	10	22:00	1	3	0	0	4
10:15	4	4	0	0	8	22:15	1	1	0	0	2
10:30	6	4	0	0	10	22:30	0	0	0	0	0
10:45	5	20	5	18	48	22:45	0	2	0	4	6
11:00	5	2	0	0	7	23:00	0	1	0	0	1
11:15	7	8	0	0	15	23:15	0	1	0	0	1
11:30	3	9	0	0	12	23:30	0	1	0	0	1
11:45	5	20	8	27	59	23:45	0	0	3	0	3
TOTALS	118	111	0	0	229	TOTALS	192	210	0	0	402
SPLIT %	51.5%	48.5%	0%	0%	36.3%	SPLIT %	47.8%	52.2%	0%	0%	63.7%

DAILY TOTALS					NB	SB	EB	WB	Total
					310	321	0	0	631
AM Peak Hour	07:30	07:30		07:30	PM Peak Hour	14:15	14:45		14:15
AM Pk Volume	37	34		71	PM Pk Volume	46	40		82
Pk Hr Factor	0.578	0.654		0.612	Pk Hr Factor	0.767	0.769		0.788
7 - 9 Volume	51	46	0	97	4 - 6 Volume	31	46	0	77
7 - 9 Peak Hour	07:30	07:30		07:30	4 - 6 Peak Hour	16:00	16:00		16:00
7 - 9 Pk Volume	37	34	0	71	4 - 6 Pk Volume	16	28	0	44
Pk Hr Factor	0.578	0.654	0.000	0.612	Pk Hr Factor	0.667	0.778	0.000	0.786



Prepared by National Data & Surveying Services
SPEED
 S Parish Pl Bet. W Olive Ave & W Oak St

Day: Wednesday
 Date: 1/19/2022

City: Burbank
 Project #: CA22_020022_011

North Bound

Time	<15	15-19	20-24	25-29	30-34	35-39	40-44	45-49	50-54	55-59	60-64	65-69	70+	Total
00:00 AM	0	0	0	0	0	0	0	0	0	0	0	0	0	0
00:15	0	0	0	0	0	0	0	0	0	0	0	0	0	1
00:30	0	0	0	0	0	0	0	0	0	0	0	0	0	0
00:45	0	0	0	0	0	0	0	0	0	0	0	0	0	0
01:00	0	1	0	0	0	0	0	0	0	0	0	0	0	1
01:15	0	0	0	0	0	0	0	0	0	0	0	0	0	0
01:30	0	0	0	0	0	0	0	0	0	0	0	0	0	0
01:45	0	0	0	0	0	0	0	0	0	0	0	0	0	0
02:00	0	0	0	0	0	0	0	0	0	0	0	0	0	0
02:15	0	0	0	0	0	0	0	0	0	0	0	0	0	0
02:30	0	0	0	0	0	0	0	0	0	0	0	0	0	0
02:45	0	0	0	0	0	0	0	0	0	0	0	0	0	0
03:00	0	0	0	0	0	0	0	0	0	0	0	0	0	0
03:15	0	0	0	0	0	0	0	0	0	0	0	0	0	0
03:30	0	0	0	0	0	0	0	0	0	0	0	0	0	0
03:45	0	0	0	0	0	0	0	0	0	0	0	0	0	0
04:00	0	0	0	0	0	0	0	0	0	0	0	0	0	0
04:15	0	0	0	0	0	0	0	0	0	0	0	0	0	0
04:30	0	0	0	0	0	0	0	0	0	0	0	0	0	0
04:45	0	0	0	0	0	0	0	0	0	0	0	0	0	0
05:00	0	0	0	0	0	0	0	0	0	0	0	0	0	0
05:15	0	0	0	0	0	0	0	0	0	0	0	0	0	0
05:30	0	0	0	0	0	0	0	0	0	0	0	0	0	0
05:45	0	0	0	0	1	0	0	0	0	0	0	0	0	1
06:00	1	0	0	0	0	0	0	0	0	0	0	0	0	1
06:15	0	0	0	0	0	0	0	0	0	0	0	0	0	1
06:30	0	0	0	0	0	0	0	0	0	0	0	0	0	0
06:45	0	1	1	2	0	0	0	0	0	0	0	0	0	4
07:00	1	0	0	0	0	0	0	0	0	0	0	0	0	1
07:15	0	0	0	0	1	0	0	0	0	0	0	0	0	1
07:30	2	1	5	2	0	0	0	0	0	0	0	0	0	10
07:45	0	1	7	9	2	0	0	0	0	0	0	0	0	19
08:00	0	1	6	0	1	0	0	0	0	0	0	0	0	8
08:15	1	1	2	0	1	0	0	0	0	0	0	0	0	5
08:30	0	1	1	0	0	0	0	0	0	0	0	0	0	2
08:45	0	0	0	1	0	0	0	0	0	0	0	0	0	1
09:00	1	1	1	0	0	0	0	0	0	0	0	0	0	3
09:15	0	0	0	2	1	0	0	0	0	0	0	0	0	3
09:30	0	0	1	0	0	0	0	0	0	0	0	0	0	1
09:45	0	0	0	0	0	0	0	0	0	0	0	0	0	0
10:00	0	1	0	0	0	0	0	0	0	0	0	0	0	1
10:15	0	1	0	2	1	0	0	0	0	0	0	0	0	3
10:30	0	1	1	1	0	0	0	0	0	0	0	0	0	4
10:45	1	1	3	0	0	0	0	0	0	0	0	0	0	5
11:00	2	0	0	1	0	0	0	0	0	0	0	0	0	3
11:15	0	0	0	2	1	0	0	0	0	0	0	0	0	3
11:30	1	0	0	1	0	0	0	0	0	0	0	0	0	2
11:45	0	0	3	0	0	0	0	0	0	0	0	0	0	3
12:00 PM	0	1	4	3	0	0	0	0	0	0	0	0	0	8
12:15	0	0	2	2	1	0	0	0	0	0	0	0	0	5
12:30	3	2	5	1	0	0	0	0	0	0	0	0	0	11
12:45	0	0	3	1	0	0	0	0	0	0	0	0	0	4
13:00	0	0	1	2	0	0	0	0	0	0	0	0	0	3
13:15	0	1	0	5	1	0	0	0	0	0	0	0	0	7
13:30	4	1	2	1	0	0	0	0	0	0	0	0	0	8
13:45	3	1	5	1	0	0	0	0	0	0	0	0	0	10
14:00	0	1	4	0	0	1	0	0	0	0	0	0	0	6
14:15	0	0	1	1	2	0	0	0	0	0	0	0	0	4
14:30	0	2	1	2	2	0	0	0	0	0	0	0	0	7
14:45	0	1	1	2	1	0	0	0	0	0	0	0	0	5
15:00	0	0	6	5	3	1	0	0	0	0	0	0	0	15
15:15	0	2	7	1	0	0	0	0	0	0	0	0	0	10
15:30	2	0	1	1	1	0	0	0	0	0	0	0	0	5
15:45	1	4	4	2	1	0	0	0	0	0	0	0	0	12
16:00	0	0	4	1	0	0	0	0	0	0	0	0	0	5
16:15	0	3	3	1	0	0	0	0	0	0	0	0	0	7
16:30	0	1	4	2	0	0	0	0	0	0	0	0	0	7
16:45	1	2	0	0	0	0	0	0	0	0	0	0	0	3
17:00	2	1	3	3	0	0	0	0	0	0	0	0	0	9
17:15	1	3	1	4	0	0	0	0	0	0	0	0	0	9
17:30	0	3	2	3	0	0	0	0	0	0	0	0	0	8
17:45	1	1	3	5	0	0	0	0	0	0	0	0	0	10
18:00	0	1	2	1	0	0	0	0	0	0	0	0	0	4
18:15	1	0	2	3	0	0	0	0	0	0	0	0	0	6
18:30	0	0	4	1	0	0	0	0	0	0	0	0	0	6
18:45	2	2	1	0	0	0	0	0	0	0	0	0	0	5
19:00	1	0	2	0	0	0	0	0	0	0	0	0	0	3
19:15	0	0	2	1	0	0	0	0	0	0	0	0	0	3
19:30	0	0	1	2	1	0	0	0	0	0	0	0	0	4
19:45	0	0	1	0	0	0	0	0	0	0	0	0	0	1
20:00	0	1	1	0	0	0	0	0	0	0	0	0	0	2
20:15	0	1	2	1	2	0	0	0	0	0	0	0	0	6
20:30	0	0	0	0	0	0	0	0	0	0	0	0	0	0
20:45	0	0	0	0	0	0	0	0	0	0	0	0	0	0
21:00	0	2	1	0	0	0	0	0	0	0	0	0	0	3
21:15	0	0	0	2	0	0	0	0	0	0	0	0	0	2
21:30	0	1	0	1	0	0	0	0	0	0	0	0	0	2
21:45	0	0	0	0	0	0	0	0	0	0	0	0	0	0
22:00	0	0	0	0	0	0	0	0	0	0	0	0	0	0
22:15	0	0	0	0	1	0	0	0	0	0	0	0	0	1
22:30	0	0	0	0	0	0	0	0	0	0	0	0	0	0
22:45	0	0	0	0	0	0	0	0	0	0	0	0	0	0
23:00	1	0	0	0	0	0	0	0	0	0	0	0	0	1
23:15	0	0	0	0	0	0	0	0	0	0	0	0	0	0
23:30	0	0	1	0	0	0	0	0	0	0	0	0	0	1
23:45	0	0	0	0	0	0	0	0	0	0	0	0	0	0
ADT Totals	15	17	117	15	25	2								111
% of Totals	13%	15%	37%	28%	26%	2%								100%

AM Volumes	30	12	30	27	8	0	0	0	0	0	0	0	0	87
% AMH	28%	4%	9%	9%	2%	0%	0%	0%	0%	0%	0%	0%	0%	28%
AM Peak Hour	10:45	07:30	07:30	07:30	07:15									07:30
Volume	4	4	19	13	3									42
PM Volumes	45	16	47	17	4	0	0	0	0	0	0	0	0	119
% PMH	8%	11%	28%	20%	5%	3%								72%
PM Peak Hour	13:00	16:45	15:00	17:00	14:15	13:15								15:00
Volume	1	8	18	15	8									42
Directional Peak Periods	AM 7-9			NOON 12-2			PM 4-6			Off Peak Volumes				
All Classes	Volume	47	15%	Volume	56	18%	Volume	58	18%	Volume	155	49%		

Street Name	Direction	Percentiles					ADT
		15th	50th	Average	85th	95th	
S Parish Pl	North Bound	16	23	23	29	32	316
S Parish Pl	South Bound	16	24	23	29	33	335

SPEED

S Parish Pl Bet. W Olive Ave & W Oak St

Day: Wednesday
Date: 1/19/2022

City: Burbank
Project #: CA22_020022_0115

South Bound

Time	<15	15-19	20-24	25-29	30-34	35-39	40-44	45-49	50-54	55-59	60-64	65-69	70+	Total	
00:00 AM	0	0	0	1	0	0	0	0	0	0	0	0	0	1	
00:15	0	0	0	0	0	0	0	0	0	0	0	0	0	0	
00:30	0	0	1	1	0	0	0	0	0	0	0	0	0	2	
00:45	0	0	0	0	0	0	0	0	0	0	0	0	0	0	
01:00	0	0	0	0	0	0	0	0	0	0	0	0	0	0	
01:15	0	0	0	0	0	0	0	0	0	0	0	0	0	0	
01:30	0	0	0	0	1	0	0	0	0	0	0	0	0	1	
01:45	0	0	0	0	0	0	0	0	0	0	0	0	0	0	
02:00	0	0	1	1	0	0	0	0	0	0	0	0	0	2	
02:15	0	0	0	1	0	0	0	0	0	0	0	0	0	1	
02:30	0	0	0	0	0	0	0	0	0	0	0	0	0	0	
02:45	0	0	1	0	0	0	0	0	0	0	0	0	0	1	
03:00	0	0	0	0	0	0	0	0	0	0	0	0	0	0	
03:15	0	0	0	0	0	0	0	0	0	0	0	0	0	0	
03:30	0	0	0	0	0	0	0	0	0	0	0	0	0	0	
03:45	0	0	0	0	0	0	0	0	0	0	0	0	0	0	
04:00	0	0	0	0	0	0	0	0	0	0	0	0	0	0	
04:15	0	0	0	0	0	0	0	0	0	0	0	0	0	0	
04:30	0	0	0	0	0	0	0	0	0	0	0	0	0	0	
04:45	0	0	0	1	0	0	0	0	0	0	0	0	0	1	
05:00	0	0	0	0	0	0	0	0	0	0	0	0	0	0	
05:15	1	0	0	0	0	0	0	0	0	0	0	0	0	1	
05:30	0	0	0	0	0	0	0	0	0	0	0	0	0	0	
05:45	0	0	0	0	0	0	0	0	0	0	0	0	0	0	
06:00	0	0	0	0	0	0	0	0	0	0	0	0	0	0	
06:15	0	0	1	0	0	0	0	0	0	0	0	0	0	1	
06:30	0	1	0	1	0	0	0	0	0	0	0	0	0	2	
06:45	0	0	0	1	0	0	0	0	0	0	0	0	0	1	
07:00	1	0	1	1	1	0	0	0	0	0	0	0	0	4	
07:15	1	0	0	1	1	0	0	0	0	0	0	0	0	3	
07:30	1	1	2	2	0	0	0	0	0	0	0	0	0	6	
07:45	0	3	6	3	1	0	0	0	0	0	0	0	0	13	
08:00	2	0	1	2	0	0	0	0	0	0	0	0	0	5	
08:15	0	1	0	2	0	0	0	0	0	0	0	0	0	3	
08:30	1	2	5	1	0	0	0	0	0	0	0	0	0	10	
08:45	0	0	1	1	0	0	0	0	0	0	0	0	0	2	
09:00	1	0	4	0	0	0	0	0	0	0	0	0	0	5	
09:15	1	0	1	2	0	0	0	0	0	0	0	0	0	4	
09:30	0	0	1	1	0	0	0	0	0	0	0	0	0	2	
09:45	0	3	1	1	0	0	0	0	0	0	0	0	0	5	
10:00	0	0	0	1	0	0	0	0	0	0	0	0	0	1	
10:15	0	0	1	3	0	0	0	0	0	0	0	0	0	4	
10:30	0	1	1	4	0	0	0	0	0	0	0	0	0	6	
10:45	1	1	1	2	0	0	0	0	0	0	0	0	0	5	
11:00	0	1	1	1	2	0	0	0	0	0	0	0	0	5	
11:15	0	0	2	4	0	0	0	0	0	0	0	0	0	6	
11:30	0	0	2	2	1	0	0	0	0	0	0	0	0	5	
11:45	0	1	1	2	1	0	0	0	0	0	0	0	0	5	
12:00 PM	1	0	4	2	1	0	0	0	0	0	0	0	0	8	
12:15	0	1	1	4	1	0	0	0	0	0	0	0	0	7	
12:30	0	3	1	3	1	0	0	0	0	0	0	0	0	8	
12:45	0	0	0	1	0	2	0	0	0	0	0	0	0	3	
13:00	0	0	0	2	0	0	0	0	0	0	0	0	0	2	
13:15	0	0	0	2	1	0	0	0	0	0	0	0	0	3	
13:30	0	1	2	1	0	0	0	0	0	0	0	0	0	4	
13:45	0	0	1	0	0	0	0	0	0	0	0	0	0	1	
14:00	2	1	1	1	1	0	0	0	0	0	0	0	0	6	
14:15	1	1	1	3	0	1	0	0	0	0	0	0	0	7	
14:30	0	2	3	3	0	0	0	0	0	0	0	0	0	8	
14:45	1	4	2	2	0	0	0	0	0	0	0	0	0	9	
15:00	1	1	3	3	7	0	0	0	0	0	0	0	0	12	
15:15	2	2	3	7	0	0	0	0	0	0	0	0	0	14	
15:30	2	0	0	2	1	0	0	0	0	0	0	0	0	5	
15:45	1	5	2	2	1	0	0	0	0	0	0	0	0	11	
16:00	0	2	1	0	0	0	0	0	0	0	0	0	0	3	
16:15	1	0	1	1	0	0	0	0	0	0	0	0	0	3	
16:30	1	0	3	3	0	0	0	0	0	0	0	0	0	7	
16:45	2	6	2	0	0	0	0	0	0	0	0	0	0	10	
17:00	1	0	5	0	1	0	0	0	0	0	0	0	0	7	
17:15	0	0	4	4	1	0	0	0	0	0	0	0	0	9	
17:30	0	0	2	4	1	0	0	0	0	0	0	0	0	7	
17:45	1	1	1	2	1	0	0	0	0	0	0	0	0	6	
18:00	1	0	2	3	3	0	0	0	0	0	0	0	0	9	
18:15	2	0	1	2	1	0	0	0	0	0	0	0	0	6	
18:30	0	1	1	0	0	0	0	0	0	0	0	0	0	2	
18:45	1	0	2	0	1	0	0	0	0	0	0	0	0	4	
19:00	0	5	2	1	1	0	0	0	0	0	0	0	0	9	
19:15	0	0	0	1	1	0	0	0	0	0	0	0	0	2	
19:30	0	0	0	0	1	0	0	0	0	0	0	0	0	1	
19:45	0	0	2	1	1	0	0	0	0	0	0	0	0	4	
20:00	0	0	0	0	0	0	0	0	0	0	0	0	0	0	
20:15	1	0	0	2	0	0	0	0	0	0	0	0	0	3	
20:30	0	1	0	0	0	0	0	0	0	0	0	0	0	1	
20:45	1	0	0	1	0	0	0	0	0	0	0	0	0	2	
21:00	0	1	1	1	1	0	0	0	0	0	0	0	0	4	
21:15	0	0	0	0	0	0	0	0	0	0	0	0	0	0	
21:30	0	1	1	1	0	0	0	0	0	0	0	0	0	3	
21:45	0	0	1	0	1	0	0	0	0	0	0	0	0	2	
22:00	0	0	1	0	0	0	0	0	0	0	0	0	0	1	
22:15	1	0	0	0	0	0	0	0	0	0	0	0	0	1	
22:30	0	0	0	0	0	0	0	0	0	0	0	0	0	0	
22:45	0	1	1	1	0	0	0	0	0	0	0	0	0	3	
23:00	0	0	1	1	0	0	0	0	0	0	0	0	0	2	
23:15	0	0	0	0	0	0	0	0	0	0	0	0	0	0	
23:30	0	0	1	0	0	0	0	0	0	0	0	0	0	1	
23:45	0	0	1	1	0	0	0	0	0	0	0	0	0	2	
ADT	14	15	16	115	23	8								100	
% of Totals	10%	10%	10%	84%	2%	6%								100%	
AM Volumes	30	15	37	44	7	0	0	0	0	0	0	0	0	113	
% AM	3%	4%	11%	13%	2%									34%	
AM Peak Hour	07:35	07:45	07:45	10:30	11:00									07:45	
Volume	4	6	13	11	4									31	
PM Volumes	46	40	62	71	22	8	0	0	0	0	0	0	0	209	
% PM	7%	12%	19%	21%	7%	3%								66%	
PM Peak Hour	16:45	16:30	16:30	14:30	17:15	12:00								16:30	
Volume	1	5	12	10	8									43	
Directional Peak Periods	AM 7-9				NOON 12-2				PM 4-6				Off Peak Volumes		
All Classes	Volume	←→		%	Volume	←→		%	Volume	←→		%	Volume	←→	
	46			14%	36			11%	52			16%	201		
Street Name	Direction	15th	50th	Average	85th	95th	ADT								
S Parish Pl	North Bound	16	23	23	29	32	316								
S Parish Pl	South Bound	16	24	23	29	33	335								

SPEED

S Parish Pl Bet. W Olive Ave & W Oak St

Day: Wednesday
Date: 1/19/2022

City: Burbank
Project #: CA22_020022_011

Summary

Time	<15	15-19	20-24	25-29	30-34	35-39	40-44	45-49	50-54	55-59	60-64	65-69	70+	Total
00:00 AM	0	0	0	1	0	0	0	0	0	0	0	0	0	1
00:15	0	0	0	0	0	0	0	0	0	0	0	0	0	0
00:30	0	0	1	1	0	0	0	0	0	0	0	0	0	2
00:45	0	0	0	0	0	0	0	0	0	0	0	0	0	0
01:00	0	1	0	0	0	0	0	0	0	0	0	0	0	1
01:15	0	0	0	0	0	0	0	0	0	0	0	0	0	0
01:30	0	0	0	0	0	0	0	0	0	0	0	0	0	0
01:45	0	0	0	0	0	0	0	0	0	0	0	0	0	0
02:00	0	0	1	1	0	0	0	0	0	0	0	0	0	2
02:15	0	0	0	1	0	0	0	0	0	0	0	0	0	1
02:30	0	0	0	0	0	0	0	0	0	0	0	0	0	0
02:45	0	0	1	0	0	0	0	0	0	0	0	0	0	1
03:00	0	0	0	0	0	0	0	0	0	0	0	0	0	0
03:15	0	0	0	0	0	0	0	0	0	0	0	0	0	0
03:30	0	0	0	0	0	0	0	0	0	0	0	0	0	0
03:45	0	0	0	0	0	0	0	0	0	0	0	0	0	0
04:00	0	0	0	0	0	0	0	0	0	0	0	0	0	0
04:15	0	0	0	0	0	0	0	0	0	0	0	0	0	0
04:30	0	0	0	0	0	0	0	0	0	0	0	0	0	0
04:45	0	0	0	1	0	0	0	0	0	0	0	0	0	1
05:00	0	0	0	0	0	0	0	0	0	0	0	0	0	0
05:15	1	0	0	0	0	0	0	0	0	0	0	0	0	1
05:30	0	0	0	0	0	0	0	0	0	0	0	0	0	0
05:45	0	0	0	0	1	0	0	0	0	0	0	0	0	1
06:00	1	0	0	0	0	0	0	0	0	0	0	0	0	1
06:15	0	0	1	1	0	0	0	0	0	0	0	0	0	2
06:30	0	1	0	1	0	0	0	0	0	0	0	0	0	2
06:45	0	1	1	3	0	0	0	0	0	0	0	0	0	5
07:00	2	0	1	1	1	0	0	0	0	0	0	0	0	5
07:15	1	0	0	2	1	0	0	0	0	0	0	0	0	4
07:30	3	2	7	4	0	0	0	0	0	0	0	0	0	16
07:45	0	4	13	12	3	0	0	0	0	0	0	0	0	32
08:00	2	1	7	2	1	0	0	0	0	0	0	0	0	13
08:15	1	2	1	4	0	0	0	0	0	0	0	0	0	8
08:30	1	3	7	1	0	0	0	0	0	0	0	0	0	12
08:45	0	0	1	2	0	0	0	0	0	0	0	0	0	3
09:00	2	1	5	0	0	0	0	0	0	0	0	0	0	8
09:15	1	0	1	4	1	0	0	0	0	0	0	0	0	7
09:30	0	0	2	1	0	0	0	0	0	0	0	0	0	3
09:45	0	3	1	1	0	0	0	0	0	0	0	0	0	5
10:00	0	1	0	1	0	0	0	0	0	0	0	0	0	2
10:15	0	1	1	5	0	0	0	0	0	0	0	0	0	7
10:30	0	2	2	5	1	0	0	0	0	0	0	0	0	10
10:45	2	2	4	2	0	0	0	0	0	0	0	0	0	10
11:00	2	1	1	2	2	0	0	0	0	0	0	0	0	8
11:15	0	0	2	6	1	0	0	0	0	0	0	0	0	9
11:30	1	0	2	3	1	0	0	0	0	0	0	0	0	7
11:45	0	1	4	2	1	0	0	0	0	0	0	0	0	8
12:00 PM	1	1	8	5	1	0	0	0	0	0	0	0	0	16
12:15	0	1	3	6	2	0	0	0	0	0	0	0	0	12
12:30	3	5	6	4	1	0	0	0	0	0	0	0	0	19
12:45	0	0	3	2	0	2	0	0	0	0	0	0	0	7
13:00	0	0	1	4	0	0	0	0	0	0	0	0	0	5
13:15	0	1	0	7	2	0	0	0	0	0	0	0	0	10
13:30	4	2	4	2	0	0	0	0	0	0	0	0	0	12
13:45	3	1	6	1	0	0	0	0	0	0	0	0	0	11
14:00	2	2	5	1	1	0	0	0	0	0	0	0	0	12
14:15	1	1	2	4	2	1	0	0	0	0	0	0	0	11
14:30	0	4	4	5	2	0	0	0	0	0	0	0	0	15
14:45	1	5	3	4	1	0	0	0	0	0	0	0	0	14
15:00	1	9	12	9	3	1	0	0	0	0	0	0	0	27
15:15	2	4	10	8	0	0	0	0	0	0	0	0	0	24
15:30	4	0	1	3	2	0	0	0	0	0	0	0	0	10
15:45	2	9	6	4	2	0	0	0	0	0	0	0	0	23
16:00	0	2	5	1	0	0	0	0	0	0	0	0	0	8
16:15	3	0	4	2	1	0	0	0	0	0	0	0	0	10
16:30	1	1	7	5	0	0	0	0	0	0	0	0	0	14
16:45	3	8	2	0	0	0	0	0	0	0	0	0	0	13
17:00	3	1	8	3	1	0	0	0	0	0	0	0	0	16
17:15	1	3	5	9	1	0	0	0	0	0	0	0	0	18
17:30	0	3	4	7	1	0	0	0	0	0	0	0	0	15
17:45	2	2	4	7	1	0	0	0	0	0	0	0	0	16
18:00	1	1	4	4	3	0	0	0	0	0	0	0	0	13
18:15	3	0	3	5	1	0	0	0	0	0	0	0	0	12
18:30	0	1	5	1	1	0	0	0	0	0	0	0	0	8
18:45	3	2	3	0	1	0	0	0	0	0	0	0	0	9
19:00	1	5	4	1	1	0	0	0	0	0	0	0	0	12
19:15	0	0	2	2	1	0	0	0	0	0	0	0	0	5
19:30	0	0	1	2	2	0	0	0	0	0	0	0	0	5
19:45	0	0	3	1	1	0	0	0	0	0	0	0	0	5
20:00	0	1	1	0	0	0	0	0	0	0	0	0	0	2
20:15	1	1	2	3	2	0	0	0	0	0	0	0	0	9
20:30	0	1	0	0	0	0	0	0	0	0	0	0	0	1
20:45	1	0	1	1	0	0	0	0	0	0	0	0	0	3
21:00	0	3	2	1	1	0	0	0	0	0	0	0	0	7
21:15	0	0	0	2	0	0	0	0	0	0	0	0	0	2
21:30	0	2	1	2	0	0	0	0	0	0	0	0	0	5
21:45	0	0	1	0	1	0	0	0	0	0	0	0	0	2
22:00	0	0	1	1	0	0	0	0	0	0	0	0	0	2
22:15	1	0	0	0	0	0	0	0	0	0	0	0	0	1
22:30	0	0	0	0	0	0	0	0	0	0	0	0	0	0
22:45	0	1	1	1	0	0	0	0	0	0	0	0	0	3
23:00	0	1	1	1	0	0	0	0	0	0	0	0	0	3
23:15	0	0	0	0	0	0	0	0	0	0	0	0	0	0
23:30	0	0	2	0	0	0	0	0	0	0	0	0	0	2
23:45	0	0	1	1	0	0	0	0	0	0	0	0	0	2
ADT Totals	16	102	218	205	14	5								651
% of Totals	12%	16%	33%	31%	2%	1%								100%
AM Volumes	20	27	67	71	15	0	0	0	0	0	0	0	0	200
% AMH	3%	4%	10%	11%	2%									31%
AM Peak Hour	06:45	07:45	07:30	07:30	07:00									07:30
Volume	6	10	28	22	5									69
PM Volumes	49	75	149	254	69	9	0	0	0	0	0	0	0	694
% PM	8%	12%	23%	25%	10%	1%								69%
PM Peak Hour	13:30	15:15	14:30	14:30	14:15	12:00								15:00
Volume	19	15	26	29	8									84
Directional Peak Periods														
All Classes														
AM 7-9	Volume	93	↔	14%										
NOON 12-2	Volume	92	↔	14%										
PM 4-6	Volume	110	↔	17%										
Off Peak Volumes	Volume	356	↔	55%										
Street Name	Direction	15th	50th	Percentiles		85th	95th	ADT						
S Parish Pl	Summary	16	24	23		29	32	651						

SPEED

S Parish Pl Bet. W Olive Ave & W Oak St

Day: Wednesday

Date: 1/19/2022

City: Burbank

Project #: CA22_020022_011n

North Bound

Time	< 15	15 - 19	20 - 24	25 - 29	30 - 34	35 - 39	40 - 44	45 - 49	50 - 54	55 - 59	60 - 64	65 - 69	70 +	Total
00:00 AM	0	0	0	0	1	0	0	0	0	0	0	0	0	1
01:00	0	1	0	0	0	0	0	0	0	0	0	0	0	1
02:00	0	0	0	0	0	0	0	0	0	0	0	0	0	0
03:00	0	0	0	0	0	0	0	0	0	0	0	0	0	0
04:00	0	0	0	0	0	0	0	0	0	0	0	0	0	0
05:00	0	0	0	0	1	0	0	0	0	0	0	0	0	1
06:00	1	1	1	3	0	0	0	0	0	0	0	0	0	6
07:00	3	2	12	12	2	0	0	0	0	0	0	0	0	31
08:00	1	3	8	3	1	0	0	0	0	0	0	0	0	16
09:00	1	1	2	2	1	0	0	0	0	0	0	0	0	7
10:00	1	4	4	3	1	0	0	0	0	0	0	0	0	13
11:00	3	0	3	4	1	0	0	0	0	0	0	0	0	11
12:00 PM	3	3	14	7	1	0	0	0	0	0	0	0	0	28
13:00	7	3	8	9	1	0	0	0	0	0	0	0	0	28
14:00	0	4	7	5	5	1	0	0	0	0	0	0	0	22
15:00	3	6	18	9	5	1	0	0	0	0	0	0	0	42
16:00	3	3	11	4	1	0	0	0	0	0	0	0	0	22
17:00	4	8	9	15	0	0	0	0	0	0	0	0	0	36
18:00	3	3	9	5	1	0	0	0	0	0	0	0	0	21
19:00	1	0	6	3	1	0	0	0	0	0	0	0	0	11
20:00	0	2	3	2	2	0	0	0	0	0	0	0	0	9
21:00	0	3	1	3	0	0	0	0	0	0	0	0	0	7
22:00	0	0	0	1	0	0	0	0	0	0	0	0	0	1
23:00	1	0	1	0	0	0	0	0	0	0	0	0	0	2
Totals	35	47	117	90	25	2								316
% of Totals	11%	15%	37%	28%	8%	1%								100%

AM Volumes	10	12	30	27	8	0	0	0	0	0	0	0	0	87	
% AM	3%	4%	9%	9%	3%									28%	
AM Peak Hour	07:00	10:00	07:00	07:00	07:00									07:00	
Volume	3	4	12	12	2									31	
PM Volumes	25	35	87	63	17	2	0	0	0	0	0	0	0	229	
% PM	8%	11%	28%	20%	5%	1%								72%	
PM Peak Hour	13:00	17:00	15:00	17:00	14:00	14:00								15:00	
Volume	7	8	18	15	5	1								42	
Directional Peak Periods		AM 7-9				NOON 12-2				PM 4-6				Off Peak Volumes	
All Speeds		Volume	%		Volume	%		Volume	%		Volume	%			
		47	↔	15%	56	↔	18%	58	↔	18%	155	↔	49%		

Street Name	Direction	Percentiles					
		15th	50th	Average	85th	95th	ADT
S Parish Pl	North Bound	16	23	23	29	32	316
S Parish Pl	South Bound	16	24	23	29	33	335

SPEED

S Parish Pl Bet. W Olive Ave & W Oak St

Day: Wednesday

Date: 1/19/2022

City: Burbank

Project #: CA22_020022_011s

South Bound

Time	< 15	15 - 19	20 - 24	25 - 29	30 - 34	35 - 39	40 - 44	45 - 49	50 - 54	55 - 59	60 - 64	65 - 69	70 +	Total
00:00 AM	0	0	1	2	0	0	0	0	0	0	0	0	0	3
01:00	0	0	0	1	0	0	0	0	0	0	0	0	0	1
02:00	0	0	2	2	0	0	0	0	0	0	0	0	0	4
03:00	0	0	0	0	0	0	0	0	0	0	0	0	0	0
04:00	0	0	0	1	0	0	0	0	0	0	0	0	0	1
05:00	1	0	0	0	0	0	0	0	0	0	0	0	0	1
06:00	0	1	1	2	0	0	0	0	0	0	0	0	0	4
07:00	3	4	9	7	3	0	0	0	0	0	0	0	0	26
08:00	3	3	8	6	0	0	0	0	0	0	0	0	0	20
09:00	2	3	7	4	0	0	0	0	0	0	0	0	0	16
10:00	1	2	3	10	0	0	0	0	0	0	0	0	0	16
11:00	0	2	6	9	4	0	0	0	0	0	0	0	0	21
12:00 PM	1	4	6	10	3	2	0	0	0	0	0	0	0	26
13:00	0	1	3	5	1	0	0	0	0	0	0	0	0	10
14:00	4	8	7	9	1	1	0	0	0	0	0	0	0	30
15:00	6	8	8	18	2	0	0	0	0	0	0	0	0	42
16:00	4	8	7	4	0	0	0	0	0	0	0	0	0	23
17:00	2	1	12	10	4	0	0	0	0	0	0	0	0	29
18:00	4	1	6	5	5	0	0	0	0	0	0	0	0	21
19:00	0	5	4	3	4	0	0	0	0	0	0	0	0	16
20:00	2	1	1	2	0	0	0	0	0	0	0	0	0	6
21:00	0	2	3	2	2	0	0	0	0	0	0	0	0	9
22:00	1	1	2	1	0	0	0	0	0	0	0	0	0	5
23:00	0	0	3	2	0	0	0	0	0	0	0	0	0	5
Totals	34	55	99	115	29	3								335
% of Totals	10%	16%	30%	34%	9%	1%								100%

AM Volumes	10	15	37	44	7	0	0	0	0	0	0	0	0	113		
% AM	3%	4%	11%	13%	2%									34%		
AM Peak Hour	07:00	07:00	07:00	10:00	11:00									07:00		
Volume	3	4	9	10	4									26		
PM Volumes	24	40	62	71	22	3	0	0	0	0	0	0	0	222		
% PM	7%	12%	19%	21%	7%	1%								66%		
PM Peak Hour	15:00	14:00	17:00	15:00	18:00	12:00								15:00		
Volume	6	8	12	18	5	2								42		
Directional Peak Periods		AM 7-9				NOON 12-2			PM 4-6			Off Peak Volumes				
All Speeds		Volume	↔		%	Volume	↔		%	Volume	↔		%	Volume	↔	
		46			14%	36			11%	52			16%	201		

Street Name	Direction	Percentiles					
		15th	50th	Average	85th	95th	ADT
S Parish Pl	North Bound	16	23	23	29	32	316
S Parish Pl	South Bound	16	24	23	29	33	335

SPEED

S Parish Pl Bet. W Olive Ave & W Oak St

Day: Wednesday

Date: 1/19/2022

City: Burbank

Project #: CA22_020022_011

Summary

Time	< 15	15 - 19	20 - 24	25 - 29	30 - 34	35 - 39	40 - 44	45 - 49	50 - 54	55 - 59	60 - 64	65 - 69	70 +	Total
00:00 AM	0	0	1	2	1	0	0	0	0	0	0	0	0	4
01:00	0	1	0	1	0	0	0	0	0	0	0	0	0	2
02:00	0	0	2	2	0	0	0	0	0	0	0	0	0	4
03:00	0	0	0	0	0	0	0	0	0	0	0	0	0	0
04:00	0	0	0	1	0	0	0	0	0	0	0	0	0	1
05:00	1	0	0	0	1	0	0	0	0	0	0	0	0	2
06:00	1	2	2	5	0	0	0	0	0	0	0	0	0	10
07:00	6	6	21	19	5	0	0	0	0	0	0	0	0	57
08:00	4	6	16	9	1	0	0	0	0	0	0	0	0	36
09:00	3	4	9	6	1	0	0	0	0	0	0	0	0	23
10:00	2	6	7	13	1	0	0	0	0	0	0	0	0	29
11:00	3	2	9	13	5	0	0	0	0	0	0	0	0	32
12:00 PM	4	7	20	17	4	2	0	0	0	0	0	0	0	54
13:00	7	4	11	14	2	0	0	0	0	0	0	0	0	38
14:00	4	12	14	14	6	2	0	0	0	0	0	0	0	52
15:00	9	14	26	27	7	1	0	0	0	0	0	0	0	84
16:00	7	11	18	8	1	0	0	0	0	0	0	0	0	45
17:00	6	9	21	25	4	0	0	0	0	0	0	0	0	65
18:00	7	4	15	10	6	0	0	0	0	0	0	0	0	42
19:00	1	5	10	6	5	0	0	0	0	0	0	0	0	27
20:00	2	3	4	4	2	0	0	0	0	0	0	0	0	15
21:00	0	5	4	5	2	0	0	0	0	0	0	0	0	16
22:00	1	1	2	2	0	0	0	0	0	0	0	0	0	6
23:00	1	0	4	2	0	0	0	0	0	0	0	0	0	7
Totals	69	102	216	205	54	5								651
% of Totals	11%	16%	33%	31%	8%	1%								100%

AM Volumes	20	27	67	71	15	0	0	0	0	0	0	0	0	200		
% AM	3%	4%	10%	11%	2%									31%		
AM Peak Hour	07:00	07:00	07:00	07:00	07:00									07:00		
Volume	6	6	21	19	5									57		
PM Volumes	49	75	149	134	39	5	0	0	0	0	0	0	0	451		
% PM	8%	12%	23%	21%	6%	1%								69%		
PM Peak Hour	15:00	15:00	15:00	15:00	15:00	12:00								15:00		
Volume	9	14	26	27	7	2								84		
Directional Peak Periods		AM 7-9				NOON 12-2				PM 4-6				Off Peak Volumes		
All Speeds		Volume	↔		%	Volume	↔		%	Volume	↔		%	Volume	↔	
		93			14%	92			14%	110			17%	356		

Street Name	Direction	Percentiles					
		15th	50th	Average	85th	95th	ADT
S Parish Pl	Summary	16	24	23	29	32	651

VOLUME

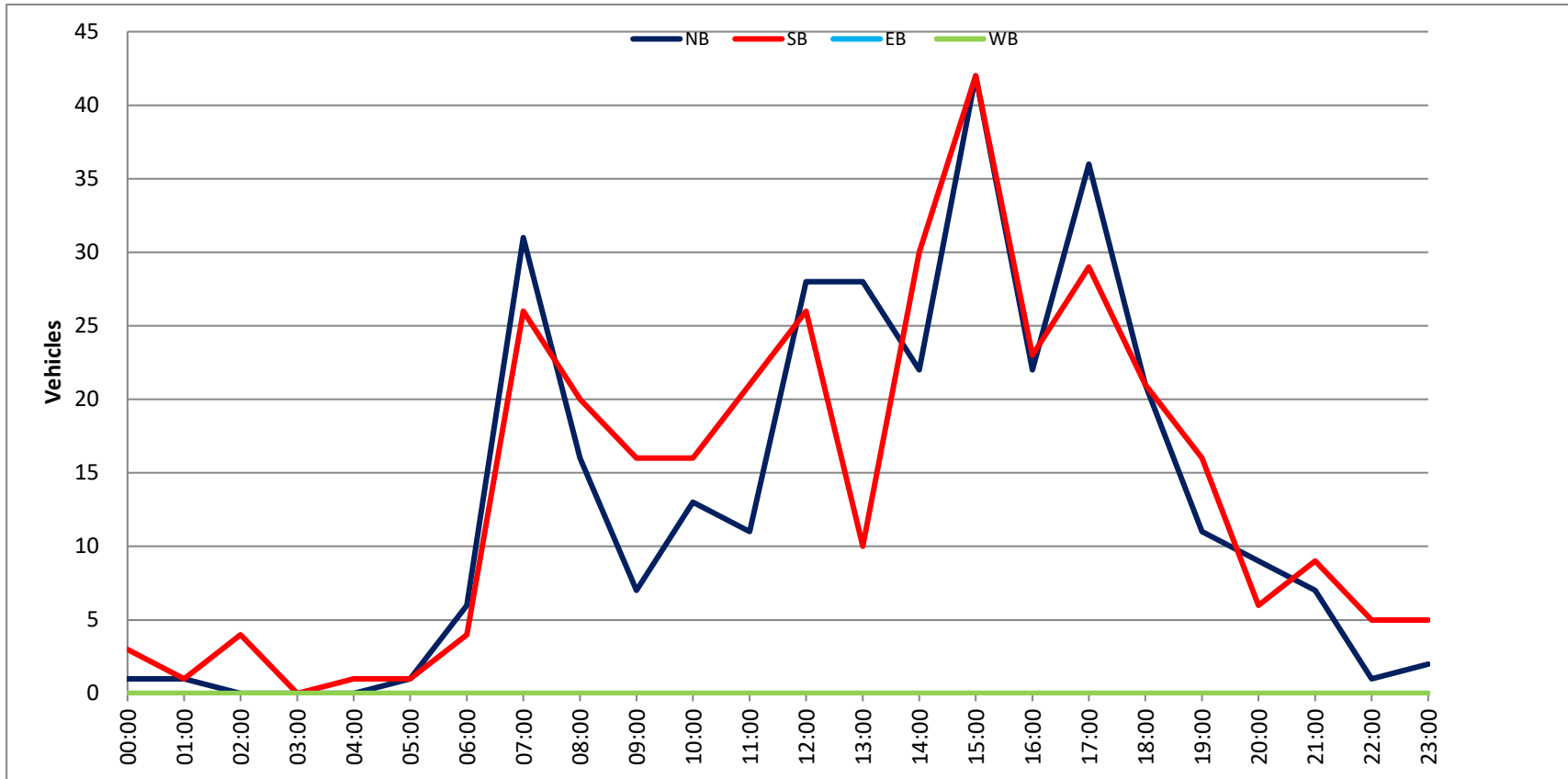
S Parish Pl Bet. W Olive Ave & W Oak St

Day: Wednesday
 Date: 1/19/2022

City: Burbank
 Project #: CA22_020022_011

DAILY TOTALS					NB	SB	EB	WB	Total		
					316	335	0	0	651		
AM Period	NB	SB	EB	WB	TOTAL	PM Period	NB	SB	EB	WB	TOTAL
00:00	0	1	0	0	1	12:00	8	8	0	0	16
00:15	1	0	0	0	1	12:15	5	7	0	0	12
00:30	0	2	0	0	2	12:30	11	8	0	0	19
00:45	0	1	0	3	4	12:45	4	28	3	26	59
01:00	1	0	0	0	1	13:00	3	2	0	0	5
01:15	0	0	0	0	0	13:15	7	3	0	0	10
01:30	0	1	0	0	1	13:30	8	4	0	0	12
01:45	0	1	0	1	2	13:45	10	28	1	10	49
02:00	0	2	0	0	2	14:00	6	6	0	0	12
02:15	0	1	0	0	1	14:15	4	7	0	0	11
02:30	0	0	0	0	0	14:30	7	8	0	0	15
02:45	0	1	4	0	5	14:45	5	22	9	30	66
03:00	0	0	0	0	0	15:00	15	12	0	0	27
03:15	0	0	0	0	0	15:15	10	14	0	0	24
03:30	0	0	0	0	0	15:30	5	5	0	0	10
03:45	0	0	0	0	0	15:45	12	42	11	42	107
04:00	0	0	0	0	0	16:00	5	3	0	0	8
04:15	0	0	0	0	0	16:15	7	3	0	0	10
04:30	0	0	0	0	0	16:30	7	7	0	0	14
04:45	0	1	1	0	2	16:45	3	22	10	23	68
05:00	0	0	0	0	0	17:00	9	7	0	0	16
05:15	0	1	0	0	1	17:15	9	9	0	0	18
05:30	0	0	0	0	0	17:30	8	7	0	0	15
05:45	1	1	0	1	3	17:45	10	36	6	29	81
06:00	1	0	0	0	1	18:00	4	9	0	0	13
06:15	1	1	0	0	2	18:15	6	6	0	0	12
06:30	0	2	0	0	2	18:30	6	2	0	0	8
06:45	4	6	1	4	15	18:45	5	21	4	21	51
07:00	1	4	0	0	5	19:00	3	9	0	0	12
07:15	1	3	0	0	4	19:15	3	2	0	0	5
07:30	10	6	0	0	16	19:30	4	1	0	0	5
07:45	19	31	13	26	89	19:45	1	11	4	16	32
08:00	8	5	0	0	13	20:00	2	0	0	0	2
08:15	5	3	0	0	8	20:15	6	3	0	0	9
08:30	2	10	0	0	12	20:30	0	1	0	0	1
08:45	1	16	2	20	39	20:45	1	9	2	6	18
09:00	3	5	0	0	8	21:00	3	4	0	0	7
09:15	3	4	0	0	7	21:15	2	0	0	0	2
09:30	1	2	0	0	3	21:30	2	3	0	0	5
09:45	0	7	5	16	28	21:45	0	7	2	9	19
10:00	1	1	0	0	2	22:00	1	1	0	0	2
10:15	3	4	0	0	7	22:15	0	1	0	0	1
10:30	4	6	0	0	10	22:30	0	0	0	0	0
10:45	5	13	5	16	39	22:45	0	1	3	5	9
11:00	3	5	0	0	8	23:00	1	2	0	0	3
11:15	3	6	0	0	9	23:15	0	0	0	0	0
11:30	2	5	0	0	7	23:30	1	1	0	0	2
11:45	3	11	5	21	40	23:45	0	2	2	5	9
TOTALS	87	113	0	0	200	TOTALS	229	222	0	0	451
SPLIT %	43.5%	56.5%	0%	0%	30.7%	SPLIT %	50.8%	49.2%	0%	0%	69.3%

DAILY TOTALS					NB	SB	EB	WB	Total
					316	335	0	0	651
AM Peak Hour	07:30	07:45		07:30	PM Peak Hour	15:00	14:30		15:00
AM Pk Volume	42	31		69	PM Pk Volume	42	43		84
Pk Hr Factor	0.553	0.596		0.539	Pk Hr Factor	0.700	0.768		0.778
7 - 9 Volume	47	46	0	93	4 - 6 Volume	58	52	0	110
7 - 9 Peak Hour	07:30	07:45		07:30	4 - 6 Peak Hour	17:00	16:30		17:00
7 - 9 Pk Volume	42	31	0	69	4 - 6 Pk Volume	36	33	0	65
Pk Hr Factor	0.553	0.596	0.000	0.539	Pk Hr Factor	0.900	0.825	0.000	0.900



SPEED

S Parish Pl Bet. W Olive Ave & W Oak St

Day: Thursday
Date: 1/20/2022

City: Burbank
Project #: CA22_020022_011n

North Bound

Time	<15	15 - 19	20 - 24	25 - 29	30 - 34	35 - 39	40 - 44	45 - 49	50 - 54	55 - 59	60 - 64	65 - 69	70 +	Total
00:00 AM	0	0	0	0	0	0	0	0	0	0	0	0	0	0
00:15	0	0	0	0	0	0	0	0	0	0	0	0	0	1
00:30	1	0	0	0	0	0	0	0	0	0	0	0	0	1
00:45	0	0	0	0	0	0	0	0	0	0	0	0	0	0
01:00	0	0	0	0	0	0	0	0	0	0	0	0	0	0
01:15	0	0	0	0	0	0	0	0	0	0	0	0	0	0
01:30	0	0	0	0	0	0	0	0	0	0	0	0	0	0
01:45	0	0	0	0	0	0	0	0	0	0	0	0	0	0
02:00	0	0	0	0	0	0	0	0	0	0	0	0	0	0
02:15	0	0	0	0	0	0	0	0	0	0	0	0	0	0
02:30	0	0	0	0	0	0	0	0	0	0	0	0	0	0
02:45	0	0	0	0	0	0	0	0	0	0	0	0	0	0
03:00	0	0	0	0	0	0	0	0	0	0	0	0	0	0
03:15	0	0	0	0	0	0	0	0	0	0	0	0	0	0
03:30	0	0	0	0	0	0	0	0	0	0	0	0	0	0
03:45	0	0	0	0	0	0	0	0	0	0	0	0	0	0
04:00	0	0	0	0	0	0	0	0	0	0	0	0	0	0
04:15	0	0	0	0	0	0	0	0	0	0	0	0	0	0
04:30	0	0	0	0	0	0	0	0	0	0	0	0	0	0
04:45	0	0	1	1	0	0	0	0	0	0	0	0	0	2
05:00	0	0	0	0	0	0	0	0	0	0	0	0	0	0
05:15	0	1	0	0	0	0	0	0	0	0	0	0	0	1
05:30	0	0	0	0	0	0	0	0	0	0	0	0	0	0
05:45	0	1	0	0	0	0	0	0	0	0	0	0	0	1
06:00	0	1	1	0	0	0	0	0	0	0	0	0	0	1
06:15	0	0	1	0	0	0	0	0	0	0	0	0	0	1
06:30	0	0	1	1	0	0	0	0	0	0	0	0	0	2
06:45	0	0	1	0	1	0	0	0	0	0	0	0	0	2
07:00	0	1	3	1	0	0	0	0	0	0	0	0	0	5
07:15	0	1	1	1	0	0	0	0	0	0	0	0	0	2
07:30	1	5	2	2	1	0	0	0	0	0	0	0	0	11
07:45	0	2	3	6	0	1	0	0	0	0	0	0	0	12
08:00	1	1	0	1	1	0	0	0	0	0	0	0	0	4
08:15	2	0	0	0	0	0	0	0	0	0	0	0	0	2
08:30	1	0	1	1	1	0	0	0	0	0	0	0	0	4
08:45	0	1	0	0	0	0	0	0	0	0	0	0	0	1
09:00	1	1	1	0	0	0	0	0	0	0	0	0	0	3
09:15	0	0	2	2	0	0	0	0	0	0	0	0	0	4
09:30	0	0	2	1	2	0	0	0	0	0	0	0	0	5
09:45	0	0	2	0	0	0	0	0	0	0	0	0	0	2
10:00	0	0	2	2	1	0	0	0	0	0	0	0	0	5
10:15	0	1	1	0	0	0	0	0	0	0	0	0	0	2
10:30	0	1	0	0	0	0	0	0	0	0	0	0	0	2
10:45	0	1	3	0	2	0	0	0	0	0	0	0	0	6
11:00	2	1	4	0	0	0	0	0	0	0	0	0	0	7
11:15	0	1	4	2	0	0	0	0	0	0	0	0	0	7
11:30	0	1	1	2	0	0	0	0	0	0	0	0	0	4
11:45	0	1	1	2	0	0	0	0	0	0	0	0	0	4
12:00 PM	1	0	5	2	2	0	0	0	0	0	0	0	0	10
12:15	0	0	3	1	0	1	0	0	0	0	0	0	0	5
12:30	1	0	0	3	0	0	0	0	0	0	0	0	0	4
12:45	0	1	0	0	2	0	0	0	0	0	0	0	0	3
13:00	0	0	1	0	0	1	0	0	0	0	0	0	0	2
13:15	0	1	2	0	0	1	0	0	0	0	0	0	0	3
13:30	1	1	0	0	0	0	0	0	0	0	0	0	0	2
13:45	0	1	1	2	0	0	0	0	0	0	0	0	0	4
14:00	0	0	3	1	1	1	0	0	0	0	0	0	0	6
14:15	1	3	2	1	1	0	0	0	0	0	0	0	0	8
14:30	0	1	2	0	0	0	0	0	0	0	0	0	0	3
14:45	1	1	2	2	1	0	0	0	0	0	0	0	0	7
15:00	1	4	6	4	1	0	0	0	0	0	0	0	0	16
15:15	0	4	1	5	0	0	0	0	0	0	0	0	0	10
15:30	0	1	1	2	0	0	0	0	0	0	0	0	0	4
15:45	1	3	1	1	1	0	0	0	0	0	0	0	0	7
16:00	0	1	1	0	0	0	0	0	0	0	0	0	0	2
16:15	0	0	4	1	0	0	0	0	0	0	0	0	0	5
16:30	1	1	0	2	0	0	0	0	0	0	0	0	0	4
16:45	1	3	0	1	0	0	0	0	0	0	0	0	0	5
17:00	0	0	3	0	0	0	0	0	0	0	0	0	0	3
17:15	1	0	2	2	0	0	0	0	0	0	0	0	0	5
17:30	0	0	5	2	0	0	0	0	0	0	0	0	0	7
17:45	0	0	2	3	3	0	0	0	0	0	0	0	0	8
18:00	0	0	0	1	0	0	0	0	0	0	0	0	0	1
18:15	0	1	1	1	1	0	0	0	0	0	0	0	0	4
18:30	1	0	3	1	0	1	0	0	0	0	0	0	0	6
18:45	0	0	1	0	0	0	0	0	0	0	0	0	0	1
19:00	0	0	1	3	0	0	0	0	0	0	0	0	0	4
19:15	0	0	0	2	0	0	0	0	0	0	0	0	0	2
19:30	0	0	0	1	0	0	0	0	0	0	0	0	0	1
19:45	0	0	1	0	0	0	0	0	0	0	0	0	0	1
20:00	0	0	0	1	0	0	0	0	0	0	0	0	0	1
20:15	0	2	0	1	0	0	0	0	0	0	0	0	0	3
20:30	0	0	0	0	0	0	0	0	0	0	0	0	0	0
20:45	0	0	0	0	0	0	0	0	0	0	0	0	0	0
21:00	0	0	1	0	0	0	0	0	0	0	0	0	0	1
21:15	0	0	1	0	0	0	0	0	0	0	0	0	0	1
21:30	0	0	1	0	0	0	0	0	0	0	0	0	0	1
21:45	0	0	0	0	0	0	0	0	0	0	0	0	0	0
22:00	0	1	1	1	0	0	0	0	0	0	0	0	0	3
22:15	0	0	1	0	0	0	0	0	0	0	0	0	0	1
22:30	0	1	0	0	0	0	0	0	0	0	0	0	0	1
22:45	0	0	0	0	0	0	0	0	0	0	0	0	0	0
23:00	0	0	0	0	0	0	0	0	0	0	0	0	0	0
23:15	0	0	0	0	0	0	0	0	0	0	0	0	0	0
23:30	0	0	0	0	0	0	0	0	0	0	0	0	0	0
23:45	0	0	0	0	0	0	0	0	0	0	0	0	0	0

ADT	21	11	16	17	21	5								77
% of Totals	8%	15%	35%	28%	26%	2%								100%
AM Volumes	10	19	38	27	10	1	0	0	0	0	0	0	0	105
% AM	4%	7%	14%	10%	4%	0%								39%
AM Peak Hour	07:30	07:50	10:45	07:50	10:00	07:50								07:30
Volume	4	8	12	10	4	1								30
PM Volumes	11	32	38	50	41	4	0	0	0	0	0	0	0	166
% PM	4%	12%	21%	18%	16%	3%								61%
PM Peak Hour	14:15	15:00	14:15	14:45	17:30	12:15								14:45
Volume	1	12	12	13	4	1								37
Directional Peak Periods	AM 7-9		NOON 12-2		PM 4-6		Off Peak Volumes							
All Classes	Volume	%	Volume	%	Volume	%	Volume	%						
	41	15%	33	12%	39	14%	158	58%						

Street Name	Direction	Percentiles					ADT
		15th	50th	Average	85th	95th	
S Parish Pl	North Bound	17	23	25	29	33	271
S Parish Pl	South Bound	16	22	22	28	32	300

Prepared by National Data & Surveying Services
SPEED
 S Parish Pl Bet. W Olive Ave & W Oak St

Day: Thursday
 Date: 1/20/2022

City: Burbank
 Project #: CA22_020022_0115

South Bound

Time	<15	15-19	20-24	25-29	30-34	35-39	40-44	45-49	50-54	55-59	60-64	65-69	70+	Total
00:00 AM	0	0	0	0	0	0	0	0	0	0	0	0	0	0
00:15	0	0	0	0	0	0	0	0	0	0	0	0	0	0
00:30	0	0	0	0	0	0	0	0	0	0	0	0	0	0
00:45	0	0	0	0	0	0	0	0	0	0	0	0	0	0
01:00	0	0	1	0	0	0	0	0	0	0	0	0	0	1
01:15	0	0	1	0	0	0	0	0	0	0	0	0	0	1
01:30	0	0	0	0	0	0	0	0	0	0	0	0	0	0
01:45	0	0	0	0	0	0	0	0	0	0	0	0	0	0
02:00	0	0	0	0	0	0	0	0	0	0	0	0	0	0
02:15	0	0	0	0	0	0	0	0	0	0	0	0	0	0
02:30	0	0	0	0	0	0	0	0	0	0	0	0	0	0
02:45	0	0	0	0	0	0	0	0	0	0	0	0	0	0
03:00	0	0	0	0	0	0	0	0	0	0	0	0	0	0
03:15	0	0	0	0	0	0	0	0	0	0	0	0	0	0
03:30	0	0	0	0	0	0	0	0	0	0	0	0	0	0
03:45	0	0	0	0	0	0	0	0	0	0	0	0	0	0
04:00	0	0	0	0	0	0	0	0	0	0	0	0	0	0
04:15	0	0	0	0	0	0	0	0	0	0	0	0	0	0
04:30	0	0	0	0	0	0	0	0	0	0	0	0	0	0
04:45	0	0	0	0	0	0	0	0	0	0	0	0	0	0
05:00	0	0	0	0	0	0	0	0	0	0	0	0	0	0
05:15	0	0	0	0	0	0	0	0	0	0	0	0	0	0
05:30	0	0	0	0	0	0	0	0	0	0	0	0	0	0
05:45	1	0	1	0	0	0	0	0	0	0	0	0	0	2
06:00	0	0	0	0	0	0	0	0	0	0	0	0	0	0
06:15	0	1	0	0	0	0	0	0	0	0	0	0	0	1
06:30	0	1	0	0	0	0	0	0	0	0	0	0	0	1
06:45	0	0	0	0	0	0	0	0	0	0	0	0	0	0
07:00	0	1	1	0	0	0	0	0	0	0	0	0	0	2
07:15	0	1	1	0	0	0	0	0	0	0	0	0	0	2
07:30	0	0	4	3	0	0	0	0	0	0	0	0	0	7
07:45	2	2	4	5	0	0	0	0	0	0	0	0	0	13
08:00	1	1	2	2	0	0	0	0	0	0	0	0	0	6
08:15	0	1	1	0	0	0	0	0	0	0	0	0	0	2
08:30	1	1	1	1	0	0	0	0	0	0	0	0	0	4
08:45	0	0	4	1	0	0	0	0	0	0	0	0	0	5
09:00	2	1	1	0	0	0	0	0	0	0	0	0	0	4
09:15	0	2	0	0	0	0	0	0	0	0	0	0	0	2
09:30	2	1	3	1	0	0	0	0	0	0	0	0	0	7
09:45	0	1	1	1	1	1	0	0	0	0	0	0	0	5
10:00	0	2	2	1	0	0	0	0	0	0	0	0	0	5
10:15	0	1	1	4	0	0	0	0	0	0	0	0	0	6
10:30	2	4	1	0	0	0	0	0	0	0	0	0	0	7
10:45	0	1	1	1	0	0	0	0	0	0	0	0	0	3
11:00	1	0	2	0	1	0	0	0	0	0	0	0	0	4
11:15	0	3	2	1	0	0	0	0	0	0	0	0	0	6
11:30	0	1	0	1	0	0	0	0	0	0	0	0	0	2
11:45	0	0	3	1	0	0	0	0	0	0	0	0	0	4
12:00 PM	1	1	3	2	0	0	0	0	0	0	0	0	0	7
12:15	1	0	1	0	2	0	0	0	0	0	0	0	0	4
12:30	3	1	2	2	0	0	0	0	0	0	0	0	0	8
12:45	0	1	1	4	0	0	0	0	0	0	0	0	0	6
13:00	1	0	3	0	0	0	0	0	0	0	0	0	0	4
13:15	3	3	1	0	0	0	0	0	0	0	0	0	0	7
13:30	0	0	0	1	0	0	0	0	0	0	0	0	0	1
13:45	0	0	2	2	0	0	0	0	0	0	0	0	0	4
14:00	0	0	1	2	1	0	0	0	0	0	0	0	0	4
14:15	0	3	0	1	0	0	0	0	0	0	0	0	0	4
14:30	0	5	4	0	0	0	0	0	0	0	0	0	0	9
14:45	0	1	4	3	3	0	0	0	0	0	0	0	0	11
15:00	1	3	2	2	0	0	0	0	0	0	0	0	0	7
15:15	1	2	2	2	0	0	0	0	0	0	0	0	0	9
15:30	3	2	1	0	0	0	0	0	0	0	0	0	0	6
15:45	0	1	0	0	0	0	0	0	0	0	0	0	0	1
16:00	1	4	1	2	0	0	0	0	0	0	0	0	0	8
16:15	1	1	7	2	0	0	0	0	0	0	0	0	0	13
16:30	0	2	6	0	1	0	0	0	0	0	0	0	0	9
16:45	0	2	2	0	0	0	0	0	0	0	0	0	0	4
17:00	0	3	2	3	0	0	0	0	0	0	0	0	0	8
17:15	1	0	3	2	0	0	0	0	0	0	0	0	0	6
17:30	2	0	4	3	1	0	0	0	0	0	0	0	0	10
17:45	0	0	1	1	0	0	0	0	0	0	0	0	0	2
18:00	0	1	2	3	0	0	0	0	0	0	0	0	0	6
18:15	0	0	1	0	1	0	0	0	0	0	0	0	0	2
18:30	2	1	3	2	0	0	0	0	0	0	0	0	0	8
18:45	0	2	2	0	0	0	0	0	0	0	0	0	0	4
19:00	0	0	1	1	0	1	0	0	0	0	0	0	0	3
19:15	0	0	1	1	0	0	0	0	0	0	0	0	0	2
19:30	0	1	0	1	0	0	0	0	0	0	0	0	0	2
19:45	1	0	0	1	0	0	0	0	0	0	0	0	0	2
20:00	0	0	2	0	0	0	0	0	0	0	0	0	0	2
20:15	0	0	0	0	0	1	0	0	0	0	0	0	0	1
20:30	0	0	0	0	0	0	0	0	0	0	0	0	0	0
20:45	0	0	0	0	0	0	0	0	0	0	0	0	0	0
21:00	1	0	1	0	1	0	0	0	0	0	0	0	0	3
21:15	0	0	1	2	0	0	0	0	0	0	0	0	0	3
21:30	0	0	1	1	0	0	0	0	0	0	0	0	0	2
21:45	0	0	1	0	0	0	0	0	0	0	0	0	0	1
22:00	0	0	1	1	0	0	0	0	0	0	0	0	0	2
22:15	0	0	0	0	0	0	0	0	0	0	0	0	0	0
22:30	0	0	0	0	0	0	0	0	0	0	0	0	0	0
22:45	0	0	0	0	0	0	0	0	0	0	0	0	0	0
23:00	0	0	0	0	0	0	0	0	0	0	0	0	0	0
23:15	0	0	0	1	0	0	0	0	0	0	0	0	0	1
23:30	0	0	0	0	0	0	0	0	0	0	0	0	0	0
23:45	0	0	0	0	1	0	0	0	0	0	0	0	0	1
All Totals	17	12	107	74	11	3	0	0	0	0	0	0	0	130
% of Totals	12%	9%	80%	56%	8%	2%	0%	0%	0%	0%	0%	0%	0%	100%

AM Volumes	14	25	36	24	3	1	0	0	0	0	0	0	0	303
% AMH	5%	8%	12%	8%	1%	0%	0%	0%	0%	0%	0%	0%	0%	34%
AM Peak Hour	11:45	09:45	07:15	07:15	11:30	09:00								07:15
Volume	6	8	11	11	3	1								28
PM Volumes	45	35	74	51	15	2	0	0	0	0	0	0	0	697
% PM	8%	12%	24%	17%	5%	3%								66%
PM Peak Hour	12:30	15:15	16:15	14:00	14:30	18:15								14:30
Volume	1	5	17	20	5	1								38
Directional Peak Periods	AM 7-9		NOON 12-2		PM 4-6		Off Peak Volumes							
All Classes	Volume	41	14%	Volume	41	14%	Volume	60	20%	Volume	158	53%		

Street Name	Direction	Percentiles					ADT
		15th	50th	Average	85th	95th	
S Parish Pl	North Bound	17	23	29	33	271	
S Parish Pl	South Bound	16	22	22	32	300	

SPEED

S Parish Pl Bet. W Olive Ave & W Oak St

Day: Thursday
Date: 1/20/2022

City: Burbank
Project #: CA22_020022_011

Summary

Time	<15	15-19	20-24	25-29	30-34	35-39	40-44	45-49	50-54	55-59	60-64	65-69	70+	Total
00:00 AM	0	0	0	0	0	0	0	0	0	0	0	0	0	0
00:15	0	0	0	0	0	0	0	0	0	0	0	0	0	1
00:30	2	0	0	0	0	0	0	0	0	0	0	0	0	2
00:45	0	0	0	0	0	0	0	0	0	0	0	0	0	0
01:00	0	0	1	0	0	0	0	0	0	0	0	0	0	1
01:15	0	0	1	0	0	0	0	0	0	0	0	0	0	1
01:30	0	0	0	0	0	0	0	0	0	0	0	0	0	0
01:45	0	0	0	0	0	0	0	0	0	0	0	0	0	0
02:00	0	0	0	0	0	0	0	0	0	0	0	0	0	0
02:15	0	0	0	0	0	0	0	0	0	0	0	0	0	0
02:30	0	0	0	0	0	0	0	0	0	0	0	0	0	0
02:45	0	0	0	0	0	0	0	0	0	0	0	0	0	0
03:00	0	0	0	0	0	0	0	0	0	0	0	0	0	0
03:15	0	0	0	0	0	0	0	0	0	0	0	0	0	0
03:30	0	0	0	0	0	0	0	0	0	0	0	0	0	0
03:45	0	0	0	0	0	0	0	0	0	0	0	0	0	0
04:00	0	0	0	0	0	0	0	0	0	0	0	0	0	0
04:15	0	0	0	0	0	0	0	0	0	0	0	0	0	0
04:30	0	0	0	0	0	0	0	0	0	0	0	0	0	0
04:45	0	0	1	1	0	0	0	0	0	0	0	0	0	2
05:00	0	0	0	0	0	0	0	0	0	0	0	0	0	0
05:15	0	1	0	0	0	0	0	0	0	0	0	0	0	1
05:30	0	0	0	0	0	0	0	0	0	0	0	0	0	0
05:45	1	1	1	0	0	0	0	0	0	0	0	0	0	3
06:00	0	1	1	0	0	0	0	0	0	0	0	0	0	1
06:15	0	1	1	0	0	0	0	0	0	0	0	0	0	2
06:30	0	1	1	1	0	0	0	0	0	0	0	0	0	3
06:45	0	0	1	0	1	0	0	0	0	0	0	0	0	2
07:00	0	2	4	1	0	0	0	0	0	0	0	0	0	7
07:15	0	2	2	2	0	0	0	0	0	0	0	0	0	4
07:30	1	5	6	5	1	0	0	0	0	0	0	0	0	18
07:45	2	4	7	11	0	1	0	0	0	0	0	0	0	25
08:00	2	2	2	3	1	0	0	0	0	0	0	0	0	10
08:15	2	1	1	0	0	0	0	0	0	0	0	0	0	4
08:30	2	1	2	2	1	0	0	0	0	0	0	0	0	8
08:45	0	1	4	1	0	0	0	0	0	0	0	0	0	6
09:00	3	2	2	0	0	0	0	0	0	0	0	0	0	7
09:15	0	2	2	2	0	0	0	0	0	0	0	0	0	6
09:30	2	1	5	2	2	0	0	0	0	0	0	0	0	12
09:45	0	1	3	1	1	1	0	0	0	0	0	0	0	7
10:00	0	2	4	3	1	0	0	0	0	0	0	0	0	10
10:15	0	2	2	4	0	0	0	0	0	0	0	0	0	8
10:30	3	4	1	1	0	0	0	0	0	0	0	0	0	10
10:45	0	2	4	1	2	0	0	0	0	0	0	0	0	9
11:00	3	1	6	0	1	0	0	0	0	0	0	0	0	11
11:15	0	4	6	3	0	0	0	0	0	0	0	0	0	13
11:30	0	2	1	3	0	0	0	0	0	0	0	0	0	6
11:45	1	0	2	3	1	0	0	0	0	0	0	0	0	8
12:00 PM	2	1	8	4	2	0	0	0	0	0	0	0	0	17
12:15	1	0	4	1	2	1	0	0	0	0	0	0	0	9
12:30	4	1	2	5	0	0	0	0	0	0	0	0	0	12
12:45	0	2	1	6	0	0	0	0	0	0	0	0	0	9
13:00	1	0	4	0	0	1	0	0	0	0	0	0	0	6
13:15	3	4	3	0	0	0	0	0	0	0	0	0	0	10
13:30	1	1	0	1	0	0	0	0	0	0	0	0	0	3
13:45	0	1	3	4	0	0	0	0	0	0	0	0	0	8
14:00	0	0	4	3	2	1	0	0	0	0	0	0	0	10
14:15	1	6	2	2	1	0	0	0	0	0	0	0	0	12
14:30	0	1	7	4	0	0	0	0	0	0	0	0	0	12
14:45	1	2	6	5	4	0	0	0	0	0	0	0	0	18
15:00	2	7	8	5	1	0	0	0	0	0	0	0	0	23
15:15	1	6	3	7	2	0	0	0	0	0	0	0	0	19
15:30	3	3	2	2	0	0	0	0	0	0	0	0	0	10
15:45	1	4	1	1	1	0	0	0	0	0	0	0	0	8
16:00	1	5	2	2	0	0	0	0	0	0	0	0	0	10
16:15	1	1	11	3	2	0	0	0	0	0	0	0	0	18
16:30	1	3	6	2	1	0	0	0	0	0	0	0	0	13
16:45	1	5	2	1	0	0	0	0	0	0	0	0	0	9
17:00	0	3	5	3	0	0	0	0	0	0	0	0	0	11
17:15	2	0	5	4	0	0	0	0	0	0	0	0	0	11
17:30	2	0	9	5	1	0	0	0	0	0	0	0	0	17
17:45	0	0	3	4	3	0	0	0	0	0	0	0	0	10
18:00	0	1	2	4	0	0	0	0	0	0	0	0	0	7
18:15	0	1	2	1	2	0	0	0	0	0	0	0	0	6
18:30	3	1	6	3	0	1	0	0	0	0	0	0	0	14
18:45	0	2	3	0	0	0	0	0	0	0	0	0	0	5
19:00	0	0	2	4	0	1	0	0	0	0	0	0	0	7
19:15	0	0	1	3	0	0	0	0	0	0	0	0	0	4
19:30	0	1	0	2	0	0	0	0	0	0	0	0	0	3
19:45	1	1	0	2	0	0	0	0	0	0	0	0	0	4
20:00	0	0	2	1	0	0	0	0	0	0	0	0	0	3
20:15	0	2	0	1	0	1	0	0	0	0	0	0	0	4
20:30	0	0	0	0	0	0	0	0	0	0	0	0	0	0
20:45	0	0	0	0	0	0	0	0	0	0	0	0	0	0
21:00	1	0	2	0	1	0	0	0	0	0	0	0	0	4
21:15	0	0	2	2	0	0	0	0	0	0	0	0	0	4
21:30	0	0	2	1	0	0	0	0	0	0	0	0	0	3
21:45	0	0	1	0	0	0	0	0	0	0	0	0	0	1
22:00	0	1	2	2	0	0	0	0	0	0	0	0	0	5
22:15	0	0	1	0	0	0	0	0	0	0	0	0	0	1
22:30	0	1	0	0	0	0	0	0	0	0	0	0	0	1
22:45	0	0	0	0	0	0	0	0	0	0	0	0	0	0
23:00	0	0	0	0	0	0	0	0	0	0	0	0	0	0
23:15	0	0	0	1	0	0	0	0	0	0	0	0	0	1
23:30	0	0	0	0	0	0	0	0	0	0	0	0	0	0
23:45	0	0	0	0	0	0	0	0	0	0	0	0	0	1
ADT Totals	15	111	208	172	83	8	0	0	0	0	0	0	0	578
% of Totals	10%	19%	36%	27%	14%	1%	0%	0%	0%	0%	0%	0%	0%	100%

AM Volumes	24	44	74	51	13	2	0	0	0	0	0	0	0	208		
% AM	4%	8%	13%	9%	2%	0%								36%		
AM Peak Hour	07:45	07:30	07:00	07:15	11:30	07:00								07:15		
Volume	8	12	19	21	5	1								27		
PM Volumes	14	47	149	101	26	6	0	0	0	0	0	0	0	669		
% PM	6%	12%	23%	16%	5%	1%								64%		
PM Peak Hour	12:30	15:00	14:30	14:30	14:00	12:15								14:30		
Volume	1	25	22	21	7									72		
Directional Peak Periods			AM 7-9				NOON 12-2				PM 4-6		Off Peak Volumes			
All Classes	Volume		%		Volume		%		Volume		%		Volume		%	
	82		14%		74		13%		99		17%		316		55%	

Street Name	Direction	Percentiles					ADT
		15th	50th	Average	85th	95th	
S Parish Pl	Summary	16	23	22	29	32	571

SPEED

S Parish Pl Bet. W Olive Ave & W Oak St

Day: Thursday
Date: 1/20/2022

City: Burbank
Project #: CA22_020022_011n

North Bound

Time	< 15	15 - 19	20 - 24	25 - 29	30 - 34	35 - 39	40 - 44	45 - 49	50 - 54	55 - 59	60 - 64	65 - 69	70 +	Total
00:00 AM	1	0	0	1	0	0	0	0	0	0	0	0	0	2
01:00	0	0	0	0	0	0	0	0	0	0	0	0	0	0
02:00	0	0	0	0	0	0	0	0	0	0	0	0	0	0
03:00	0	0	0	0	0	0	0	0	0	0	0	0	0	0
04:00	0	0	1	1	0	0	0	0	0	0	0	0	0	2
05:00	0	2	0	0	0	0	0	0	0	0	0	0	0	2
06:00	0	0	4	1	1	0	0	0	0	0	0	0	0	6
07:00	1	8	9	10	1	1	0	0	0	0	0	0	0	30
08:00	4	2	1	2	2	0	0	0	0	0	0	0	0	11
09:00	1	1	7	3	2	0	0	0	0	0	0	0	0	14
10:00	1	2	6	3	4	0	0	0	0	0	0	0	0	16
11:00	2	4	10	6	0	0	0	0	0	0	0	0	0	22
12:00 PM	2	1	8	8	2	1	0	0	0	0	0	0	0	22
13:00	1	3	4	2	0	1	0	0	0	0	0	0	0	11
14:00	2	5	9	4	3	1	0	0	0	0	0	0	0	24
15:00	2	12	9	12	2	0	0	0	0	0	0	0	0	37
16:00	2	5	5	4	0	0	0	0	0	0	0	0	0	16
17:00	1	0	12	7	3	0	0	0	0	0	0	0	0	23
18:00	1	1	5	3	1	1	0	0	0	0	0	0	0	12
19:00	0	1	1	7	0	0	0	0	0	0	0	0	0	9
20:00	0	2	0	2	0	0	0	0	0	0	0	0	0	4
21:00	0	0	3	0	0	0	0	0	0	0	0	0	0	3
22:00	0	2	2	1	0	0	0	0	0	0	0	0	0	5
23:00	0	0	0	0	0	0	0	0	0	0	0	0	0	0
Totals	21	51	96	77	21	5								271
% of Totals	8%	19%	35%	28%	8%	2%								100%

AM Volumes	10	19	38	27	10	1	0	0	0	0	0	0	0	105		
% AM	4%	7%	14%	10%	4%	0%								39%		
AM Peak Hour	08:00	07:00	11:00	07:00	10:00	07:00								07:00		
Volume	4	8	10	10	4	1								30		
PM Volumes	11	32	58	50	11	4	0	0	0	0	0	0	0	166		
% PM	4%	12%	21%	18%	4%	1%								61%		
PM Peak Hour	12:00	15:00	17:00	15:00	14:00	12:00								15:00		
Volume	2	12	12	12	3	1								37		
Directional Peak Periods		AM 7-9				NOON 12-2				PM 4-6				Off Peak Volumes		
All Speeds		Volume	↔		%	Volume	↔		%	Volume	↔		%	Volume	↔	
		41			15%	33			12%	39			14%	158		

Street Name	Direction	Percentiles					
		15th	50th	Average	85th	95th	ADT
S Parish Pl	North Bound	17	23	23	29	33	271
S Parish Pl	South Bound	16	22	22	28	32	300

SPEED

S Parish Pl Bet. W Olive Ave & W Oak St

Day: Thursday
Date: 1/20/2022

City: Burbank
Project #: CA22_020022_011s

South Bound

Time	< 15	15 - 19	20 - 24	25 - 29	30 - 34	35 - 39	40 - 44	45 - 49	50 - 54	55 - 59	60 - 64	65 - 69	70 +	Total
00:00 AM	1	0	0	0	0	0	0	0	0	0	0	0	0	1
01:00	0	0	2	0	0	0	0	0	0	0	0	0	0	2
02:00	0	0	0	0	0	0	0	0	0	0	0	0	0	0
03:00	0	0	0	0	0	0	0	0	0	0	0	0	0	0
04:00	0	0	0	0	0	0	0	0	0	0	0	0	0	0
05:00	1	0	1	0	0	0	0	0	0	0	0	0	0	2
06:00	0	2	0	0	0	0	0	0	0	0	0	0	0	2
07:00	2	3	10	9	0	0	0	0	0	0	0	0	0	24
08:00	2	3	8	4	0	0	0	0	0	0	0	0	0	17
09:00	4	5	5	2	1	1	0	0	0	0	0	0	0	18
10:00	2	8	5	6	0	0	0	0	0	0	0	0	0	21
11:00	2	4	5	3	2	0	0	0	0	0	0	0	0	16
12:00 PM	5	3	7	8	2	0	0	0	0	0	0	0	0	25
13:00	4	3	6	3	0	0	0	0	0	0	0	0	0	16
14:00	0	4	10	10	4	0	0	0	0	0	0	0	0	28
15:00	5	8	5	3	2	0	0	0	0	0	0	0	0	23
16:00	2	9	16	4	3	0	0	0	0	0	0	0	0	34
17:00	3	3	10	9	1	0	0	0	0	0	0	0	0	26
18:00	2	4	8	5	1	0	0	0	0	0	0	0	0	20
19:00	1	1	2	4	0	1	0	0	0	0	0	0	0	9
20:00	0	0	2	0	0	1	0	0	0	0	0	0	0	3
21:00	1	0	4	3	1	0	0	0	0	0	0	0	0	9
22:00	0	0	1	1	0	0	0	0	0	0	0	0	0	2
23:00	0	0	0	1	1	0	0	0	0	0	0	0	0	2
Totals	37	60	107	75	18	3								300
% of Totals	12%	20%	36%	25%	6%	1%								100%

AM Volumes	14	25	36	24	3	1	0	0	0	0	0	0	0	103		
% AM	5%	8%	12%	8%	1%	0%								34%		
AM Peak Hour	09:00	10:00	07:00	07:00	11:00	09:00								07:00		
Volume	4	8	10	9	2	1								24		
PM Volumes	23	35	71	51	15	2	0	0	0	0	0	0	0	197		
% PM	8%	12%	24%	17%	5%	1%								66%		
PM Peak Hour	12:00	16:00	16:00	14:00	14:00	19:00								16:00		
Volume	5	9	16	10	4	1								34		
Directional Peak Periods		AM 7-9				NOON 12-2				PM 4-6				Off Peak Volumes		
All Speeds		Volume	↔		%	Volume	↔		%	Volume	↔		%	Volume	↔	
		41			14%	41			14%	60			20%	158		

Street Name	Direction	Percentiles					
		15th	50th	Average	85th	95th	ADT
S Parish Pl	North Bound	17	23	23	29	33	271
S Parish Pl	South Bound	16	22	22	28	32	300

SPEED

S Parish Pl Bet. W Olive Ave & W Oak St

Day: Thursday
Date: 1/20/2022

City: Burbank
Project #: CA22_020022_011

Summary

Time	< 15	15 - 19	20 - 24	25 - 29	30 - 34	35 - 39	40 - 44	45 - 49	50 - 54	55 - 59	60 - 64	65 - 69	70 +	Total
00:00 AM	2	0	0	1	0	0	0	0	0	0	0	0	0	3
01:00	0	0	2	0	0	0	0	0	0	0	0	0	0	2
02:00	0	0	0	0	0	0	0	0	0	0	0	0	0	0
03:00	0	0	0	0	0	0	0	0	0	0	0	0	0	0
04:00	0	0	1	1	0	0	0	0	0	0	0	0	0	2
05:00	1	2	1	0	0	0	0	0	0	0	0	0	0	4
06:00	0	2	4	1	1	0	0	0	0	0	0	0	0	8
07:00	3	11	19	19	1	1	0	0	0	0	0	0	0	54
08:00	6	5	9	6	2	0	0	0	0	0	0	0	0	28
09:00	5	6	12	5	3	1	0	0	0	0	0	0	0	32
10:00	3	10	11	9	4	0	0	0	0	0	0	0	0	37
11:00	4	8	15	9	2	0	0	0	0	0	0	0	0	38
12:00 PM	7	4	15	16	4	1	0	0	0	0	0	0	0	47
13:00	5	6	10	5	0	1	0	0	0	0	0	0	0	27
14:00	2	9	19	14	7	1	0	0	0	0	0	0	0	52
15:00	7	20	14	15	4	0	0	0	0	0	0	0	0	60
16:00	4	14	21	8	3	0	0	0	0	0	0	0	0	50
17:00	4	3	22	16	4	0	0	0	0	0	0	0	0	49
18:00	3	5	13	8	2	1	0	0	0	0	0	0	0	32
19:00	1	2	3	11	0	1	0	0	0	0	0	0	0	18
20:00	0	2	2	2	0	1	0	0	0	0	0	0	0	7
21:00	1	0	7	3	1	0	0	0	0	0	0	0	0	12
22:00	0	2	3	2	0	0	0	0	0	0	0	0	0	7
23:00	0	0	0	1	1	0	0	0	0	0	0	0	0	2
Totals	58	111	203	152	39	8								571
% of Totals	10%	19%	36%	27%	7%	1%								100%

AM Volumes	24	44	74	51	13	2	0	0	0	0	0	0	0	208		
% AM	4%	8%	13%	9%	2%	0%								36%		
AM Peak Hour	08:00	07:00	07:00	07:00	10:00	07:00								07:00		
Volume	6	11	19	19	4	1								54		
PM Volumes	34	67	129	101	26	6	0	0	0	0	0	0	0	363		
% PM	6%	12%	23%	18%	5%	1%								64%		
PM Peak Hour	12:00	15:00	17:00	12:00	14:00	12:00								15:00		
Volume	7	20	22	16	7	1								60		
Directional Peak Periods		AM 7-9				NOON 12-2			PM 4-6			Off Peak Volumes				
All Speeds		Volume	↔		%	Volume	↔		%	Volume	↔		%	Volume	↔	
		82			14%	74			13%	99			17%	316		

Street Name	Direction	Percentiles					
		15th	50th	Average	85th	95th	ADT
S Parish Pl	Summary	16	23	22	29	32	571

VOLUME

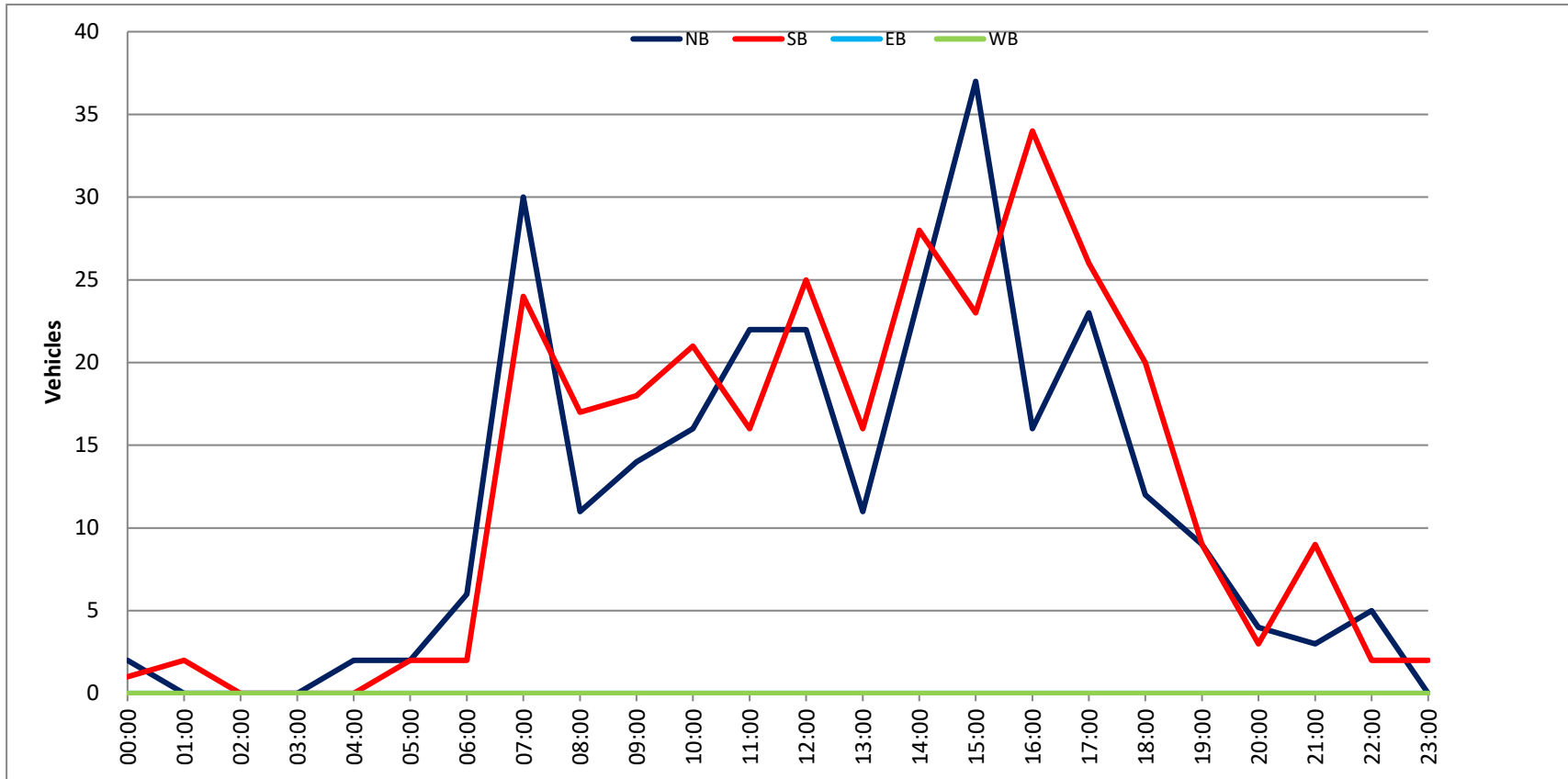
S Parish Pl Bet. W Olive Ave & W Oak St

Day: Thursday
 Date: 1/20/2022

City: Burbank
 Project #: CA22_020022_011

DAILY TOTALS					NB	SB	EB	WB	Total		
					271	300	0	0	571		
AM Period	NB	SB	EB	WB	TOTAL	PM Period	NB	SB	EB	WB	TOTAL
00:00	0	0	0	0		12:00	10	7	0	0	17
00:15	1	0	0	0	1	12:15	5	4	0	0	9
00:30	1	1	0	0	2	12:30	4	8	0	0	12
00:45	0	2	0	1	3	12:45	3	22	6	25	47
01:00	0	1	0	0	1	13:00	2	4	0	0	6
01:15	0	1	0	0	1	13:15	3	7	0	0	10
01:30	0	0	0	0		13:30	2	1	0	0	3
01:45	0	0	2	0	2	13:45	4	11	4	16	27
02:00	0	0	0	0		14:00	6	4	0	0	10
02:15	0	0	0	0		14:15	8	4	0	0	12
02:30	0	0	0	0		14:30	3	9	0	0	12
02:45	0	0	0	0		14:45	7	24	11	28	52
03:00	0	0	0	0		15:00	16	7	0	0	23
03:15	0	0	0	0		15:15	10	9	0	0	19
03:30	0	0	0	0		15:30	4	6	0	0	10
03:45	0	0	0	0		15:45	7	37	1	23	60
04:00	0	0	0	0		16:00	2	8	0	0	10
04:15	0	0	0	0		16:15	5	13	0	0	18
04:30	0	0	0	0		16:30	4	9	0	0	13
04:45	2	2	0	0	2	16:45	5	16	4	34	50
05:00	0	0	0	0		17:00	3	8	0	0	11
05:15	1	0	0	0	1	17:15	5	6	0	0	11
05:30	0	0	0	0		17:30	7	10	0	0	17
05:45	1	2	2	0	3	17:45	8	23	2	26	49
06:00	1	0	0	0	1	18:00	1	6	0	0	7
06:15	1	1	0	0	2	18:15	4	2	0	0	6
06:30	2	1	0	0	3	18:30	6	8	0	0	14
06:45	2	6	0	2	2	18:45	1	12	4	20	32
07:00	5	2	0	0	7	19:00	4	3	0	0	7
07:15	2	2	0	0	4	19:15	2	2	0	0	4
07:30	11	7	0	0	18	19:30	1	2	0	0	3
07:45	12	30	13	24	25	19:45	2	9	2	9	18
08:00	4	6	0	0	10	20:00	1	2	0	0	3
08:15	2	2	0	0	4	20:15	3	1	0	0	4
08:30	4	4	0	0	8	20:30	0	0	0	0	
08:45	1	11	5	17	6	20:45	0	4	0	3	7
09:00	3	4	0	0	7	21:00	1	3	0	0	4
09:15	4	2	0	0	6	21:15	1	3	0	0	4
09:30	5	7	0	0	12	21:30	1	2	0	0	3
09:45	2	14	5	18	7	21:45	0	3	1	9	12
10:00	5	5	0	0	10	22:00	3	2	0	0	5
10:15	2	6	0	0	8	22:15	1	0	0	0	1
10:30	3	7	0	0	10	22:30	1	0	0	0	1
10:45	6	16	3	21	9	22:45	0	5	0	2	7
11:00	7	4	0	0	11	23:00	0	0	0	0	
11:15	7	6	0	0	13	23:15	0	1	0	0	1
11:30	4	2	0	0	6	23:30	0	0	0	0	
11:45	4	22	4	16	8	23:45	0	1	2	0	2
TOTALS	105	103			208	TOTALS	166	197			363
SPLIT %	50.5%	49.5%			36.4%	SPLIT %	45.7%	54.3%			63.6%

DAILY TOTALS					NB	SB	EB	WB	Total
					271	300	0	0	571
AM Peak Hour	07:00	07:15		07:15	PM Peak Hour	14:45	14:30		14:30
AM Pk Volume	30	28		57	PM Pk Volume	37	36		72
Pk Hr Factor	0.625	0.538		0.570	Pk Hr Factor	0.578	0.818		0.783
7 - 9 Volume	41	41	0	82	4 - 6 Volume	39	60	0	99
7 - 9 Peak Hour	07:00	07:15		07:15	4 - 6 Peak Hour	17:00	16:00		16:15
7 - 9 Pk Volume	30	28	0	57	4 - 6 Pk Volume	23	34	0	51
Pk Hr Factor	0.625	0.538	0.000	0.570	Pk Hr Factor	0.719	0.654	0.000	0.708



Prepared by National Data & Surveying Services
SPEED
 S Orchard Dr Bet. W Oak St & W Alameda Ave

Day: Tuesday
 Date: 1/18/2022

City: Burbank
 Project #: CA22_020022_015N

North Bound

Time	<15	15-19	20-24	25-29	30-34	35-39	40-44	45-49	50-54	55-59	60-64	65-69	70+	Total
00:00 AM	0	0	0	0	0	0	0	0	0	0	0	0	0	0
00:15	0	0	0	0	0	0	0	0	0	0	0	0	0	0
00:30	0	0	0	0	0	0	0	0	0	0	0	0	0	0
00:45	0	0	1	0	0	0	0	0	0	0	0	0	0	1
01:00	0	1	0	0	0	0	0	0	0	0	0	0	0	1
01:15	0	0	0	0	0	0	0	0	0	0	0	0	0	0
01:30	0	0	0	0	0	0	0	0	0	0	0	0	0	0
01:45	1	0	0	0	0	0	0	0	0	0	0	0	0	1
02:00	0	0	0	0	0	0	0	0	0	0	0	0	0	0
02:15	0	0	0	0	0	0	0	0	0	0	0	0	0	0
02:30	0	0	0	0	0	0	0	0	0	0	0	0	0	0
02:45	0	0	0	0	0	0	0	0	0	0	0	0	0	0
03:00	0	0	0	0	0	0	0	0	0	0	0	0	0	0
03:15	0	0	0	0	0	0	0	0	0	0	0	0	0	0
03:30	0	0	0	0	0	0	0	0	0	0	0	0	0	0
03:45	0	0	0	0	0	0	0	0	0	0	0	0	0	0
04:00	0	0	0	0	0	0	0	0	0	0	0	0	0	0
04:15	0	0	0	0	0	0	0	0	0	0	0	0	0	0
04:30	0	0	0	0	0	0	0	0	0	0	0	0	0	0
04:45	0	0	1	0	0	0	0	0	0	0	0	0	0	1
05:00	0	0	0	0	0	0	0	0	0	0	0	0	0	0
05:15	0	0	0	1	0	0	0	0	0	0	0	0	0	1
05:30	1	0	0	0	0	0	0	0	0	0	0	0	0	1
05:45	0	1	0	0	0	0	0	0	0	0	0	0	0	1
06:00	0	1	0	0	0	0	0	0	0	0	0	0	0	1
06:15	0	1	0	0	0	0	0	0	0	0	0	0	0	1
06:30	1	0	0	0	0	0	0	0	0	0	0	0	0	1
06:45	0	0	0	0	0	0	0	0	0	0	0	0	0	0
07:00	2	2	2	0	0	0	0	0	0	0	0	0	0	6
07:15	1	1	1	0	0	0	0	0	0	0	0	0	0	3
07:30	0	3	1	0	0	0	0	0	0	0	0	0	0	4
07:45	0	2	1	0	0	0	0	0	0	0	0	0	0	3
08:00	1	3	3	0	0	0	0	0	0	0	0	0	0	7
08:15	1	5	0	0	0	0	0	0	0	0	0	0	0	6
08:30	0	1	0	0	0	0	0	0	0	0	0	0	0	1
08:45	2	1	3	0	0	0	0	0	0	0	0	0	0	6
09:00	3	1	0	0	0	0	0	0	0	0	0	0	0	4
09:15	0	3	1	0	0	0	0	0	0	0	0	0	0	4
09:30	1	0	0	1	0	0	0	0	0	0	0	0	0	3
09:45	4	3	1	0	0	0	0	0	0	0	0	0	0	8
10:00	2	0	0	0	0	0	0	0	0	0	0	0	0	2
10:15	0	0	1	0	0	0	0	0	0	0	0	0	0	1
10:30	2	0	0	0	0	0	0	0	0	0	0	0	0	2
10:45	0	1	0	1	0	0	0	0	0	0	0	0	0	2
11:00	2	2	1	2	0	0	0	0	0	0	0	0	0	7
11:15	0	2	1	0	0	0	0	0	0	0	0	0	0	3
11:30	0	1	1	0	0	0	0	0	0	0	0	0	0	2
11:45	0	3	1	1	0	0	0	0	0	0	0	0	0	5
12:00 PM	0	1	3	0	0	0	0	0	0	0	0	0	0	4
12:15	1	1	1	1	1	0	0	0	0	0	0	0	0	5
12:30	0	4	1	0	0	0	0	0	0	0	0	0	0	5
12:45	0	2	2	0	0	0	0	0	0	0	0	0	0	4
13:00	2	0	1	0	0	0	0	0	0	0	0	0	0	3
13:15	0	3	3	0	0	0	0	0	0	0	0	0	0	6
13:30	1	3	1	0	0	0	0	0	0	0	0	0	0	5
13:45	1	3	1	0	0	0	0	0	0	0	0	0	0	5
14:00	0	3	0	0	1	0	0	0	0	0	0	0	0	4
14:15	0	1	2	0	0	0	0	0	0	0	0	0	0	3
14:30	1	3	4	0	0	0	0	0	0	0	0	0	0	8
14:45	1	4	1	1	0	0	0	0	0	0	0	0	0	7
15:00	1	4	3	0	0	0	0	0	0	0	0	0	0	6
15:15	1	3	3	0	0	0	0	0	0	0	0	0	0	7
15:30	2	2	0	0	0	0	0	0	0	0	0	0	0	4
15:45	1	0	0	0	0	0	0	0	0	0	0	0	0	1
16:00	4	6	1	0	0	0	0	0	0	0	0	0	0	11
16:15	2	2	1	0	0	0	0	0	0	0	0	0	0	5
16:30	1	2	0	1	0	0	0	0	0	0	0	0	0	4
16:45	2	2	0	0	0	0	0	0	0	0	0	0	0	4
17:00	1	1	0	0	0	0	0	0	0	0	0	0	0	2
17:15	1	4	2	0	0	0	0	0	0	0	0	0	0	7
17:30	0	1	0	0	0	0	0	0	0	0	0	0	0	2
17:45	0	1	1	0	0	0	0	0	0	0	0	0	0	2
18:00	1	1	1	0	0	0	0	0	0	0	0	0	0	3
18:15	1	3	0	0	0	0	0	0	0	0	0	0	0	4
18:30	1	2	1	0	0	0	0	0	0	0	0	0	0	4
18:45	0	4	0	0	0	0	0	0	0	0	0	0	0	4
19:00	0	2	0	0	0	0	0	0	0	0	0	0	0	2
19:15	1	2	0	0	0	0	0	0	0	0	0	0	0	3
19:30	1	3	0	0	0	0	0	0	0	0	0	0	0	4
19:45	0	1	0	0	0	0	0	0	0	0	0	0	0	1
20:00	0	1	0	0	0	0	0	0	0	0	0	0	0	1
20:15	0	1	0	0	0	0	0	0	0	0	0	0	0	1
20:30	0	1	1	1	0	0	0	0	0	0	0	0	0	3
20:45	0	0	0	0	0	0	0	0	0	0	0	0	0	0
21:00	0	1	0	0	0	0	0	0	0	0	0	0	0	1
21:15	0	0	0	0	0	0	0	0	0	0	0	0	0	0
21:30	1	2	1	0	0	0	0	0	0	0	0	0	0	4
21:45	0	0	0	0	0	0	0	0	0	0	0	0	0	0
22:00	0	0	0	0	0	0	0	0	0	0	0	0	0	0
22:15	0	0	0	0	0	0	0	0	0	0	0	0	0	0
22:30	0	0	0	0	0	0	0	0	0	0	0	0	0	0
22:45	0	0	0	0	0	0	0	0	0	0	0	0	0	0
23:00	0	1	0	0	0	0	0	0	0	0	0	0	0	1
23:15	0	0	0	0	0	0	0	0	0	0	0	0	0	0
23:30	0	0	0	0	0	0	0	0	0	0	0	0	0	0
23:45	0	1	0	0	0	0	0	0	0	0	0	0	0	1
ADT Totals	14	112	14	10	2									172
% of Totals	22%	50%	22%	6%	1%									100%

AM Volumes	.20	.41	.20	0	0	0	0	0	0	0	0	0	0	0	91
% AMH	10%	17%	8%	2%											38%
AM Peak Hour Volume	9	13	6	3	1										20
PM Volumes	10	16	14	4	2	0	0	0	0	0	0	0	0	0	65
% PM	12%	33%	14%	2%	5%										62%
PM Peak Hour Volume	15	14	14	12	12										14
ADT	14	112	14	10	2										172

Directional Peak Periods		AM 7-9		NOON 12-2		PM 4-6		Off Peak Volumes	
All Classes	Volume	%	Volume	%	Volume	%	Volume	%	
	36	15%	37	15%	37	15%	132	55%	

Street Name	Direction	Percentiles					ADT
		15th	50th	Average	85th	95th	
S Orchard Dr	North Bound	12	18	17	23	25	242
S Orchard Dr	South Bound	8	15	15	20	24	226

Prepared by National Data & Surveying Services
SPEED
 S Orchard Dr Bet. W Oak St & W Alameda Ave

Day: Tuesday
 Date: 1/18/2022

City: Burbank
 Project #: CA22_020022_015

South Bound

Time	<15	15-19	20-24	25-29	30-34	35-39	40-44	45-49	50-54	55-59	60-64	65-69	70+	Total
00:00 AM	0	0	0	0	0	0	0	0	0	0	0	0	0	0
00:15	0	1	0	0	0	0	0	0	0	0	0	0	0	1
00:30	0	0	1	0	0	0	0	0	0	0	0	0	0	1
00:45	0	0	0	1	0	0	0	0	0	0	0	0	0	1
01:00	0	0	0	0	0	0	0	0	0	0	0	0	0	0
01:15	0	0	0	0	0	0	0	0	0	0	0	0	0	0
01:30	0	0	0	0	0	0	0	0	0	0	0	0	0	0
01:45	0	0	0	0	0	0	0	0	0	0	0	0	0	0
02:00	1	0	0	0	0	0	0	0	0	0	0	0	0	1
02:15	0	0	0	0	0	0	0	0	0	0	0	0	0	0
02:30	0	0	0	0	0	0	0	0	0	0	0	0	0	0
02:45	0	0	0	0	0	0	0	0	0	0	0	0	0	0
03:00	0	0	0	0	0	0	0	0	0	0	0	0	0	0
03:15	0	0	0	0	0	0	0	0	0	0	0	0	0	0
03:30	0	0	0	0	0	0	0	0	0	0	0	0	0	0
03:45	0	0	0	0	0	0	0	0	0	0	0	0	0	0
04:00	0	0	0	0	0	0	0	0	0	0	0	0	0	0
04:15	0	0	0	0	0	0	0	0	0	0	0	0	0	0
04:30	0	0	0	0	0	0	0	0	0	0	0	0	0	0
04:45	0	0	0	0	0	0	0	0	0	0	0	0	0	0
05:00	0	0	0	0	0	0	0	0	0	0	0	0	0	0
05:15	0	0	0	0	0	0	0	0	0	0	0	0	0	0
05:30	2	0	0	0	0	0	0	0	0	0	0	0	0	2
05:45	3	0	0	0	0	0	0	0	0	0	0	0	0	3
06:00	1	0	0	0	0	0	0	0	0	0	0	0	0	1
06:15	1	0	0	0	0	0	0	0	0	0	0	0	0	1
06:30	2	0	1	0	0	0	0	0	0	0	0	0	0	3
06:45	0	1	0	0	0	0	0	0	0	0	0	0	0	1
07:00	3	1	0	0	0	0	0	0	0	0	0	0	0	4
07:15	1	2	0	0	0	0	0	0	0	0	0	1	2	3
07:30	2	1	1	0	1	0	0	0	0	0	0	0	0	5
07:45	2	1	0	0	0	0	0	0	0	0	0	0	0	3
08:00	1	1	0	0	0	0	0	0	0	0	0	0	0	2
08:15	1	0	1	0	0	0	0	0	0	0	0	0	0	2
08:30	4	2	0	0	0	0	0	0	0	0	0	0	0	6
08:45	1	2	0	0	0	0	0	0	0	0	0	0	0	3
09:00	1	1	0	0	0	0	0	0	0	0	0	0	0	2
09:15	0	2	0	0	0	0	0	0	0	0	0	0	0	2
09:30	1	0	0	1	0	0	0	0	0	0	0	0	0	2
09:45	2	1	2	0	0	0	0	0	0	0	0	0	0	5
10:00	1	5	0	0	0	0	0	0	0	0	0	0	0	6
10:15	0	1	1	1	0	0	0	0	0	0	0	0	0	3
10:30	1	0	1	0	0	0	0	0	0	0	0	0	0	2
10:45	0	0	1	0	0	0	0	0	0	0	0	0	0	1
11:00	1	2	0	1	0	0	0	0	0	0	0	0	0	4
11:15	3	2	0	0	0	0	0	0	0	0	0	0	0	5
11:30	2	2	0	0	0	0	0	0	0	0	0	0	0	4
11:45	2	2	1	0	0	0	0	0	0	0	0	0	0	5
12:00 PM	2	0	1	0	0	0	0	0	0	0	0	0	0	3
12:15	2	5	1	1	0	0	0	0	0	0	0	0	0	9
12:30	2	1	0	0	0	0	0	0	0	0	0	0	0	3
12:45	1	1	0	0	0	0	0	0	0	0	0	0	0	2
13:00	3	0	0	0	0	0	0	0	0	0	0	0	0	3
13:15	4	3	0	0	0	0	0	0	0	0	0	0	0	7
13:30	0	2	0	0	0	0	0	0	0	0	0	0	0	2
13:45	0	6	0	0	0	0	0	0	0	0	0	0	0	6
14:00	3	0	1	0	0	0	0	0	0	0	0	0	0	4
14:15	2	2	0	0	0	0	0	0	0	0	0	0	0	4
14:30	5	3	0	0	0	0	0	0	0	0	0	0	0	8
14:45	3	2	0	0	0	0	0	0	0	0	0	0	0	5
15:00	2	2	0	0	0	0	0	0	0	0	0	0	0	4
15:15	2	2	0	0	0	0	0	0	0	0	0	0	0	4
15:30	3	2	0	0	0	0	0	0	0	0	0	0	0	5
15:45	4	0	0	0	0	0	0	0	0	0	0	0	0	4
16:00	3	3	1	0	0	0	0	0	0	0	0	0	0	7
16:15	4	2	0	0	0	0	0	0	0	0	0	0	0	6
16:30	1	0	0	0	0	0	0	0	0	0	0	0	0	1
16:45	1	2	0	0	0	0	0	0	0	0	0	0	0	3
17:00	1	2	1	0	0	0	0	0	0	0	0	0	0	4
17:15	0	1	0	0	0	0	0	0	0	0	0	0	0	1
17:30	2	4	0	0	0	0	0	0	0	0	0	0	0	6
17:45	0	0	0	0	0	0	0	0	0	0	0	0	0	0
18:00	2	2	0	0	0	0	0	0	0	0	0	0	0	4
18:15	0	1	0	0	0	0	0	0	0	0	0	0	0	1
18:30	1	2	0	0	0	0	0	0	0	0	0	0	0	3
18:45	2	0	0	0	0	0	0	0	0	0	0	0	0	2
19:00	3	2	0	0	0	0	0	0	0	0	0	0	0	5
19:15	0	1	0	0	0	0	0	0	0	0	0	0	0	1
19:30	1	0	0	0	0	0	0	0	0	0	0	0	0	1
19:45	1	0	0	0	0	0	0	0	0	0	0	0	0	1
20:00	2	2	0	1	0	0	0	0	0	0	0	0	0	5
20:15	1	1	0	0	0	0	0	0	0	0	0	0	0	2
20:30	1	0	1	0	0	0	0	0	0	0	0	0	0	2
20:45	2	1	0	0	0	0	0	0	0	0	0	0	0	3
21:00	1	0	0	1	0	0	0	0	0	0	0	0	0	2
21:15	0	1	0	0	0	0	0	0	0	0	0	0	0	1
21:30	3	1	0	0	0	0	0	0	0	0	0	0	0	4
21:45	3	0	0	0	0	0	0	0	0	0	0	0	0	3
22:00	0	0	0	0	0	0	0	0	0	0	0	0	0	0
22:15	0	0	0	0	0	0	0	0	0	0	0	0	0	0
22:30	0	0	0	0	0	0	0	0	0	0	0	0	0	0
22:45	0	0	0	0	0	0	0	0	0	0	0	0	0	0
23:00	0	0	0	0	0	0	0	0	0	0	0	0	0	0
23:15	0	0	0	0	0	0	0	0	0	0	0	0	0	0
23:30	0	0	0	0	0	0	0	0	0	0	0	0	0	0
23:45	0	0	0	0	0	0	0	0	0	0	0	0	0	0
All Totals	112	12	17	7	11									172
% of Totals	65%	7%	10%	4%	6%									100%
AM Volumes	39	30	30	4	1	0	0	0	0	0	0	0	0	84
% AM	17%	13%	13%	2%	0%									37%
AM Peak Hour	11:15	11:30	09:45	09:30	06:45									11:30
Volume	9	9	4	2	1									21
PM Volumes	75	59	7	9	0	0	0	0	0	0	0	0	0	151
% PM	32%	26%	3%	1%	0%									63%
PM Peak Hour	15:30	13:00	12:00	12:00										13:45
Volume	14	11	3	1										22
Directional Peak Periods			AM 7-9		NOON 12-2		PM 4-6		Off Peak Volumes					
All Classes	Volume		28		36		28		134					
	% ←→		12%		16%		12%		59%					
Street Name	Direction	15th	50th	Average	85th	95th	ADT							
S Orchard Dr	North Bound	12	18	17	23	25	242							
S Orchard Dr	South Bound	8	15	15	20	24	226							

SPEED

S Orchard Dr Bet. W Oak St & W Alameda Ave

Day: Tuesday
Date: 1/18/2022

City: Burbank
Project #: CA22_020022_015n

North Bound

Time	< 15	15 - 19	20 - 24	25 - 29	30 - 34	35 - 39	40 - 44	45 - 49	50 - 54	55 - 59	60 - 64	65 - 69	70 +	Total
00:00 AM	0	0	1	0	0	0	0	0	0	0	0	0	0	1
01:00	1	1	0	0	0	0	0	0	0	0	0	0	0	2
02:00	0	0	0	0	0	0	0	0	0	0	0	0	0	0
03:00	0	0	0	0	0	0	0	0	0	0	0	0	0	0
04:00	0	0	1	0	0	0	0	0	0	0	0	0	0	1
05:00	1	1	0	1	0	0	0	0	0	0	0	0	0	3
06:00	1	2	0	0	0	0	0	0	0	0	0	0	0	3
07:00	3	8	5	0	0	0	0	0	0	0	0	0	0	16
08:00	4	10	6	0	0	0	0	0	0	0	0	0	0	20
09:00	8	8	2	1	0	0	0	0	0	0	0	0	0	19
10:00	4	3	1	1	0	0	0	0	0	0	0	0	0	9
11:00	2	8	4	3	0	0	0	0	0	0	0	0	0	17
12:00 PM	1	8	7	1	1	0	0	0	0	0	0	0	0	18
13:00	4	9	6	0	0	0	0	0	0	0	0	0	0	19
14:00	2	11	7	1	1	0	0	0	0	0	0	0	0	22
15:00	5	9	4	0	0	0	0	0	0	0	0	0	0	18
16:00	9	12	2	1	0	0	0	0	0	0	0	0	0	24
17:00	3	6	4	0	0	0	0	0	0	0	0	0	0	13
18:00	3	10	2	0	0	0	0	0	0	0	0	0	0	15
19:00	2	8	0	0	0	0	0	0	0	0	0	0	0	10
20:00	0	3	1	1	0	0	0	0	0	0	0	0	0	5
21:00	1	3	1	0	0	0	0	0	0	0	0	0	0	5
22:00	0	0	0	0	0	0	0	0	0	0	0	0	0	0
23:00	0	2	0	0	0	0	0	0	0	0	0	0	0	2
Totals	54	122	54	10	2									242
% of Totals	22%	50%	22%	4%	1%									100%

AM Volumes	24	41	20	6	0	0	0	0	0	0	0	0	0	91		
% AM	10%	17%	8%	2%										38%		
AM Peak Hour	09:00	08:00	08:00	11:00										08:00		
Volume	8	10	6	3										20		
PM Volumes	30	81	34	4	2	0	0	0	0	0	0	0	0	151		
% PM	12%	33%	14%	2%	1%									62%		
PM Peak Hour	16:00	16:00	12:00	12:00	12:00									16:00		
Volume	9	12	7	1	1									24		
Directional Peak Periods		AM 7-9				NOON 12-2				PM 4-6				Off Peak Volumes		
All Speeds		Volume		%		Volume		%		Volume		%		Volume	%	
		36	↔	15%		37	↔	15%		37	↔	15%		132	↔	55%

Street Name	Direction	Percentiles					
		15th	50th	Average	85th	95th	ADT
S Orchard Dr	North Bound	12	18	17	23	25	242
S Orchard Dr	South Bound	8	15	15	20	24	226

SPEED

S Orchard Dr Bet. W Oak St & W Alameda Ave

Day: Tuesday
Date: 1/18/2022

City: Burbank
Project #: CA22_020022_015s

South Bound

Time	< 15	15 - 19	20 - 24	25 - 29	30 - 34	35 - 39	40 - 44	45 - 49	50 - 54	55 - 59	60 - 64	65 - 69	70 +	Total
00:00 AM	0	1	1	1	0	0	0	0	0	0	0	0	0	3
01:00	0	0	0	0	0	0	0	0	0	0	0	0	0	0
02:00	1	0	0	0	0	0	0	0	0	0	0	0	0	1
03:00	0	0	0	0	0	0	0	0	0	0	0	0	0	0
04:00	0	0	0	0	0	0	0	0	0	0	0	0	0	0
05:00	5	0	0	0	0	0	0	0	0	0	0	0	0	5
06:00	4	1	1	0	0	0	0	0	0	0	0	0	0	6
07:00	8	5	1	0	1	0	0	0	0	0	0	0	0	15
08:00	7	5	1	0	0	0	0	0	0	0	0	0	0	13
09:00	4	4	2	1	0	0	0	0	0	0	0	0	0	11
10:00	2	6	3	1	0	0	0	0	0	0	0	0	0	12
11:00	8	8	1	1	0	0	0	0	0	0	0	0	0	18
12:00 PM	7	7	3	1	0	0	0	0	0	0	0	0	0	18
13:00	7	11	0	0	0	0	0	0	0	0	0	0	0	18
14:00	13	7	1	0	0	0	0	0	0	0	0	0	0	21
15:00	11	6	0	0	0	0	0	0	0	0	0	0	0	17
16:00	9	7	1	0	0	0	0	0	0	0	0	0	0	17
17:00	3	7	1	0	0	0	0	0	0	0	0	0	0	11
18:00	5	5	0	0	0	0	0	0	0	0	0	0	0	10
19:00	5	3	0	0	0	0	0	0	0	0	0	0	0	8
20:00	6	4	1	1	0	0	0	0	0	0	0	0	0	12
21:00	7	2	0	1	0	0	0	0	0	0	0	0	0	10
22:00	0	0	0	0	0	0	0	0	0	0	0	0	0	0
23:00	0	0	0	0	0	0	0	0	0	0	0	0	0	0
Totals	112	89	17	7	1									226
% of Totals	50%	39%	8%	3%	0%									100%

AM Volumes	39	30	10	4	1	0	0	0	0	0	0	0	0	84		
% AM	17%	13%	4%	2%	0%									37%		
AM Peak Hour	07:00	11:00	10:00		07:00									11:00		
Volume	8	8	3	1	1									18		
PM Volumes	73	59	7	3	0	0	0	0	0	0	0	0	0	142		
% PM	32%	26%	3%	1%										63%		
PM Peak Hour	14:00	13:00	12:00	12:00										14:00		
Volume	13	11	3	1										21		
Directional Peak Periods		AM 7-9				NOON 12-2				PM 4-6				Off Peak Volumes		
All Speeds		Volume		%		Volume		%		Volume		%		Volume	%	
		28	↔	12%		36	↔	16%		28	↔	12%		134	↔	59%

Street Name	Direction	Percentiles					
		15th	50th	Average	85th	95th	ADT
S Orchard Dr	North Bound	12	18	17	23	25	242
S Orchard Dr	South Bound	8	15	15	20	24	226

SPEED

S Orchard Dr Bet. W Oak St & W Alameda Ave

Day: Tuesday
Date: 1/18/2022

City: Burbank
Project #: CA22_020022_015

Summary

Time	< 15	15 - 19	20 - 24	25 - 29	30 - 34	35 - 39	40 - 44	45 - 49	50 - 54	55 - 59	60 - 64	65 - 69	70 +	Total
00:00 AM	0	1	2	1	0	0	0	0	0	0	0	0	0	4
01:00	1	1	0	0	0	0	0	0	0	0	0	0	0	2
02:00	1	0	0	0	0	0	0	0	0	0	0	0	0	1
03:00	0	0	0	0	0	0	0	0	0	0	0	0	0	0
04:00	0	0	1	0	0	0	0	0	0	0	0	0	0	1
05:00	6	1	0	1	0	0	0	0	0	0	0	0	0	8
06:00	5	3	1	0	0	0	0	0	0	0	0	0	0	9
07:00	11	13	6	0	1	0	0	0	0	0	0	0	0	31
08:00	11	15	7	0	0	0	0	0	0	0	0	0	0	33
09:00	12	12	4	2	0	0	0	0	0	0	0	0	0	30
10:00	6	9	4	2	0	0	0	0	0	0	0	0	0	21
11:00	10	16	5	4	0	0	0	0	0	0	0	0	0	35
12:00 PM	8	15	10	2	1	0	0	0	0	0	0	0	0	36
13:00	11	20	6	0	0	0	0	0	0	0	0	0	0	37
14:00	15	18	8	1	1	0	0	0	0	0	0	0	0	43
15:00	16	15	4	0	0	0	0	0	0	0	0	0	0	35
16:00	18	19	3	1	0	0	0	0	0	0	0	0	0	41
17:00	6	13	5	0	0	0	0	0	0	0	0	0	0	24
18:00	8	15	2	0	0	0	0	0	0	0	0	0	0	25
19:00	7	11	0	0	0	0	0	0	0	0	0	0	0	18
20:00	6	7	2	2	0	0	0	0	0	0	0	0	0	17
21:00	8	5	1	1	0	0	0	0	0	0	0	0	0	15
22:00	0	0	0	0	0	0	0	0	0	0	0	0	0	0
23:00	0	2	0	0	0	0	0	0	0	0	0	0	0	2
Totals	166	211	71	17	3									468
% of Totals	35%	45%	15%	4%	1%									100%

AM Volumes	63	71	30	10	1	0	0	0	0	0	0	0	0	175		
% AM	13%	15%	6%	2%	0%									37%		
AM Peak Hour	09:00	11:00	08:00	11:00	07:00									11:00		
Volume	12	16	7	4	1									35		
PM Volumes	103	140	41	7	2	0	0	0	0	0	0	0	0	293		
% PM	22%	30%	9%	1%	0%									63%		
PM Peak Hour	16:00	13:00	12:00	12:00	12:00									14:00		
Volume	18	20	10	2	1									43		
Directional Peak Periods		AM 7-9				NOON 12-2				PM 4-6				Off Peak Volumes		
All Speeds		Volume	↔		%	Volume	↔		%	Volume	↔		%	Volume	↔	
		64			14%	73			16%	65			14%	266		

Street Name	Direction	Percentiles					
		15th	50th	Average	85th	95th	ADT
S Orchard Dr	Summary	9	17	16	21	25	468

VOLUME

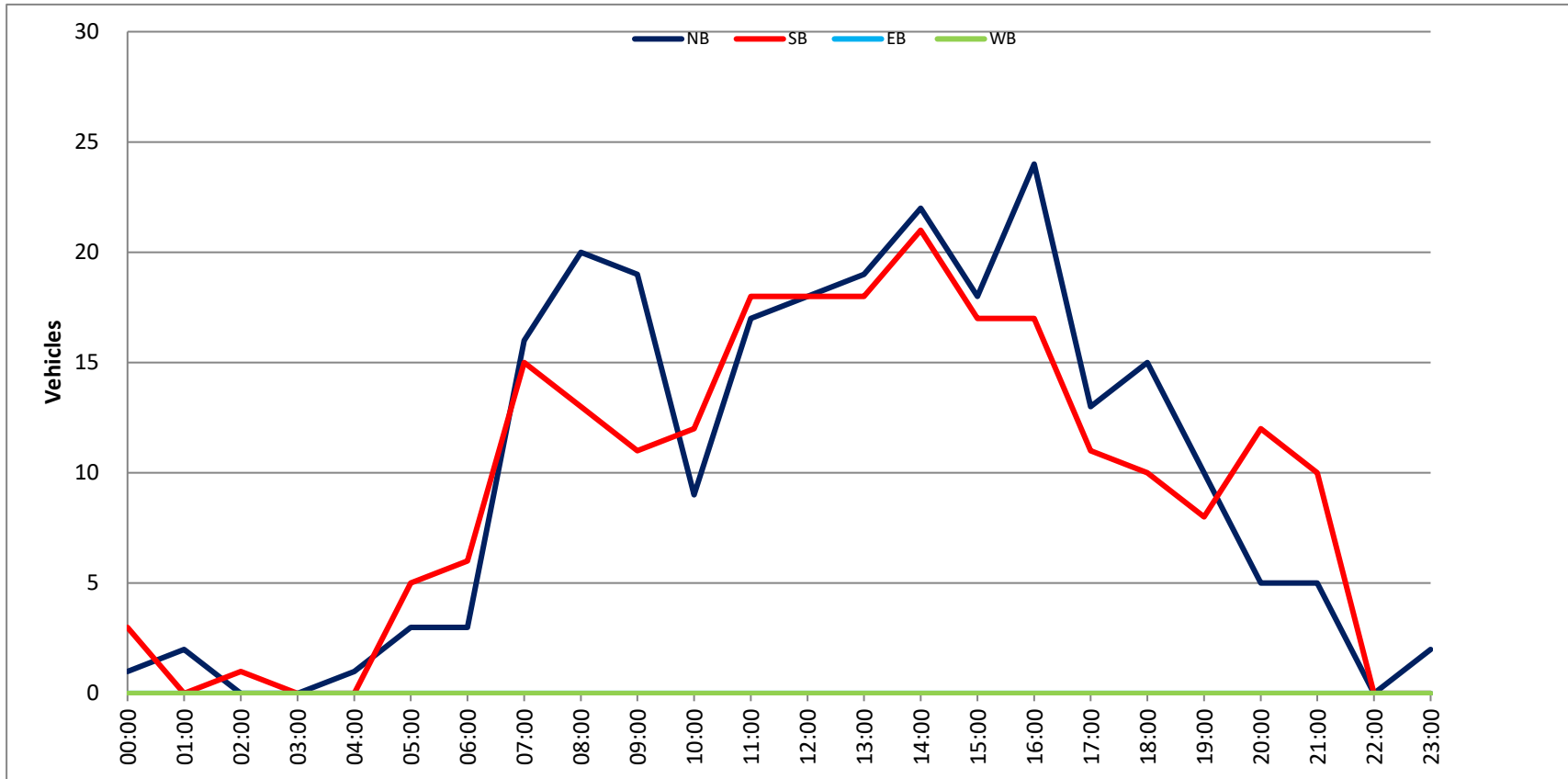
S Orchard Dr Bet. W Oak St & W Alameda Ave

Day: Tuesday
 Date: 1/18/2022

City: Burbank
 Project #: CA22_020022_015

DAILY TOTALS					NB	SB	EB	WB	Total		
					242	226	0	0	468		
AM Period	NB	SB	EB	WB	TOTAL	PM Period	NB	SB	EB	WB	TOTAL
00:00	0	0	0	0		12:00	4	3	0	0	7
00:15	0	1	0	0	1	12:15	5	9	0	0	14
00:30	0	1	0	0	1	12:30	5	3	0	0	8
00:45	1	1	3	0	2	12:45	4	18	3	18	7
01:00	1	0	0	0	1	13:00	3	3	0	0	6
01:15	0	0	0	0		13:15	6	7	0	0	13
01:30	0	0	0	0		13:30	5	2	0	0	7
01:45	1	2	0	0	1	13:45	5	19	6	18	11
02:00	0	1	0	0	1	14:00	4	4	0	0	8
02:15	0	0	0	0		14:15	3	4	0	0	7
02:30	0	0	0	0		14:30	8	8	0	0	16
02:45	0	0	1	0	1	14:45	7	22	5	21	12
03:00	0	0	0	0		15:00	6	4	0	0	10
03:15	0	0	0	0		15:15	7	4	0	0	11
03:30	0	0	0	0		15:30	4	5	0	0	9
03:45	0	0	0	0		15:45	1	18	4	17	5
04:00	0	0	0	0		16:00	11	7	0	0	18
04:15	0	0	0	0		16:15	5	6	0	0	11
04:30	0	0	0	0		16:30	4	1	0	0	5
04:45	1	1	0	0	1	16:45	4	24	3	17	7
05:00	0	0	0	0		17:00	2	4	0	0	6
05:15	1	0	0	0	1	17:15	7	1	0	0	8
05:30	1	2	0	0	3	17:30	2	6	0	0	8
05:45	1	3	3	5	4	17:45	2	13	0	11	2
06:00	1	1	0	0	2	18:00	3	4	0	0	7
06:15	1	1	0	0	2	18:15	4	1	0	0	5
06:30	1	3	0	0	4	18:30	4	3	0	0	7
06:45	0	3	1	6	1	18:45	4	15	2	10	6
07:00	6	4	0	0	10	19:00	2	5	0	0	7
07:15	3	3	0	0	6	19:15	3	1	0	0	4
07:30	4	5	0	0	9	19:30	4	1	0	0	5
07:45	3	16	3	15	6	19:45	1	10	1	8	2
08:00	7	2	0	0	9	20:00	1	5	0	0	6
08:15	6	2	0	0	8	20:15	1	2	0	0	3
08:30	1	6	0	0	7	20:30	3	2	0	0	5
08:45	6	20	3	13	9	20:45	0	5	3	12	3
09:00	4	2	0	0	6	21:00	1	2	0	0	3
09:15	4	2	0	0	6	21:15	0	1	0	0	1
09:30	3	2	0	0	5	21:30	4	4	0	0	8
09:45	8	19	5	11	13	21:45	0	5	3	10	3
10:00	2	6	0	0	8	22:00	0	0	0	0	
10:15	1	3	0	0	4	22:15	0	0	0	0	
10:30	4	2	0	0	6	22:30	0	0	0	0	
10:45	2	9	1	12	3	22:45	0	0	0	0	
11:00	7	4	0	0	11	23:00	1	0	0	0	1
11:15	3	5	0	0	8	23:15	0	0	0	0	
11:30	2	4	0	0	6	23:30	0	0	0	0	
11:45	5	17	5	18	10	23:45	1	2	0	0	1
TOTALS	91	84			175	TOTALS	151	142			293
SPLIT %	52.0%	48.0%			37.4%	SPLIT %	51.5%	48.5%			62.6%

DAILY TOTALS					NB	SB	EB	WB	Total
					242	226	0	0	468
AM Peak Hour	07:30	11:30			11:45	PM Peak Hour	14:30	13:45	14:30
AM Pk Volume	20	21			39	PM Pk Volume	28	22	49
Pk Hr Factor	0.714	0.583			0.696	Pk Hr Factor	0.875	0.688	0.766
7 - 9 Volume	36	28	0	0	64	4 - 6 Volume	37	28	0
7 - 9 Peak Hour	07:30	07:00			08:00	4 - 6 Peak Hour	16:00	16:00	16:00
7 - 9 Pk Volume	20	15	0	0	33	4 - 6 Pk Volume	24	17	0
Pk Hr Factor	0.714	0.750	0.000	0.000	0.917	Pk Hr Factor	0.545	0.607	0.000



Prepared by National Data & Surveying Services
SPEED
 S Orchard Dr Bet. W Oak St & W Alameda Ave

Day: Wednesday
 Date: 1/19/2022

City: Burbank
 Project #: CA22_020022_015

North Bound

Time	<15	15-19	20-24	25-29	30-34	35-39	40-44	45-49	50-54	55-59	60-64	65-69	70+	Total
00:00 AM	0	0	0	0	0	0	0	0	0	0	0	0	0	0
00:15	0	1	0	0	0	0	0	0	0	0	0	0	0	1
00:30	0	2	0	0	0	0	0	0	0	0	0	0	0	2
00:45	0	0	0	0	0	0	0	0	0	0	0	0	0	0
01:00	0	0	0	0	0	0	0	0	0	0	0	0	0	0
01:15	0	0	0	0	0	0	0	0	0	0	0	0	0	0
01:30	0	1	1	0	0	0	0	0	0	0	0	0	0	2
01:45	0	0	0	0	0	0	0	0	0	0	0	0	0	0
02:00	0	0	0	0	0	0	0	0	0	0	0	0	0	0
02:15	0	1	0	0	0	0	0	0	0	0	0	0	0	1
02:30	0	0	0	0	0	0	0	0	0	0	0	0	0	0
02:45	0	0	0	0	0	0	0	0	0	0	0	0	0	0
03:00	0	0	0	0	0	0	0	0	0	0	0	0	0	0
03:15	0	0	0	0	0	0	0	0	0	0	0	0	0	0
03:30	0	0	0	0	0	0	0	0	0	0	0	0	0	0
03:45	0	0	0	0	0	0	0	0	0	0	0	0	0	0
04:00	0	0	0	0	0	0	0	0	0	0	0	0	0	0
04:15	0	0	0	0	0	0	0	0	0	0	0	0	0	0
04:30	0	0	0	0	0	0	0	0	0	0	0	0	0	0
04:45	0	0	0	0	0	0	0	0	0	0	0	0	0	0
05:00	0	0	0	0	0	0	0	0	0	0	0	0	0	0
05:15	1	0	0	0	0	0	0	0	0	0	0	0	0	1
05:30	0	0	0	0	0	0	0	0	0	0	0	0	0	0
05:45	0	1	0	0	0	0	0	0	0	0	0	0	0	1
06:00	0	0	0	0	0	0	0	0	0	0	0	0	0	0
06:15	0	1	0	0	0	0	0	0	0	0	0	0	0	1
06:30	0	3	0	0	0	0	0	0	0	0	0	0	0	3
06:45	0	2	0	0	0	0	0	0	0	0	0	0	0	2
07:00	2	1	0	0	0	0	0	0	0	0	0	0	0	3
07:15	0	1	2	0	0	0	0	0	0	0	0	0	0	3
07:30	0	1	0	0	0	0	0	0	0	0	0	0	0	1
07:45	0	5	2	1	0	0	0	0	0	0	0	0	0	8
08:00	2	2	0	0	0	0	0	0	0	0	0	0	0	4
08:15	1	1	1	0	0	0	0	0	0	0	0	0	0	3
08:30	1	0	0	0	0	0	0	0	0	0	0	0	0	1
08:45	1	0	1	0	0	0	0	0	0	0	0	0	0	2
09:00	1	4	0	0	0	0	0	0	0	0	0	0	0	5
09:15	1	0	0	0	0	0	0	0	0	0	0	0	0	1
09:30	1	0	1	1	0	0	0	0	0	0	0	0	0	3
09:45	2	4	1	1	0	0	0	0	0	0	0	0	0	8
10:00	1	2	2	0	1	0	0	0	0	0	0	0	0	6
10:15	0	2	2	0	0	0	0	0	0	0	0	0	0	4
10:30	1	1	2	0	0	0	0	0	0	0	0	0	0	4
10:45	0	4	2	0	0	0	0	0	0	0	0	0	0	6
11:00	1	3	0	0	0	0	0	0	0	0	0	0	0	4
11:15	0	3	0	0	0	0	0	0	0	0	0	0	0	3
11:30	0	2	1	0	0	0	0	0	0	0	0	0	0	3
11:45	1	1	0	0	0	0	0	0	0	0	0	0	0	2
12:00 PM	0	2	1	0	0	0	0	0	0	0	0	0	0	3
12:15	2	1	1	0	0	0	0	0	0	0	0	0	0	4
12:30	1	1	2	0	0	0	0	0	0	0	0	0	0	4
12:45	2	1	3	1	0	0	0	0	0	0	0	0	0	7
13:00	0	2	0	0	0	0	0	0	0	0	0	0	0	2
13:15	0	2	0	0	0	0	0	0	0	0	0	0	0	2
13:30	1	2	0	0	0	0	0	0	0	0	0	0	0	3
13:45	0	2	1	0	0	0	0	0	0	0	0	0	0	3
14:00	2	2	0	0	0	0	0	0	0	0	0	0	0	4
14:15	3	1	1	0	0	0	0	0	0	0	0	0	0	5
14:30	1	2	1	0	0	0	0	0	0	0	0	0	0	4
14:45	1	4	1	0	0	0	0	0	0	0	0	0	0	6
15:00	0	2	0	0	0	0	0	0	0	0	0	0	0	4
15:15	0	4	0	0	0	0	0	0	0	0	0	0	0	4
15:30	2	2	0	0	0	0	0	0	0	0	0	0	0	4
15:45	0	1	1	0	0	0	0	0	0	0	0	0	0	2
16:00	0	2	1	0	0	0	0	0	0	0	0	0	0	3
16:15	0	1	0	0	0	0	0	0	0	0	0	0	0	2
16:30	2	2	1	0	0	0	0	0	0	0	0	0	0	5
16:45	2	4	0	0	0	0	0	0	0	0	0	0	0	6
17:00	2	3	1	0	0	0	0	0	0	0	0	0	0	6
17:15	1	2	1	0	0	0	0	0	0	0	0	0	0	4
17:30	2	4	0	0	0	0	0	0	0	0	0	0	0	6
17:45	1	2	1	0	0	0	0	0	0	0	0	0	0	4
18:00	0	3	1	0	0	0	0	0	0	0	0	0	0	4
18:15	1	2	0	1	0	0	0	0	0	0	0	0	0	4
18:30	0	4	1	0	0	0	0	0	0	0	0	0	0	5
18:45	0	2	0	1	0	0	0	0	0	0	0	0	0	3
19:00	0	0	0	0	0	0	0	0	0	0	0	0	0	0
19:15	0	2	0	0	0	0	0	0	0	0	0	0	0	2
19:30	0	3	1	0	0	0	0	0	0	0	0	0	0	4
19:45	0	1	0	0	0	0	0	0	0	0	0	0	0	1
20:00	1	1	0	0	0	0	0	0	0	0	0	0	0	2
20:15	0	1	0	0	0	0	0	0	0	0	0	0	0	1
20:30	0	0	0	0	0	0	0	0	0	0	0	0	0	0
20:45	0	1	0	0	0	0	0	0	0	0	0	0	0	1
21:00	0	0	0	0	0	0	0	0	0	0	0	0	0	0
21:15	0	0	0	0	0	0	0	0	0	0	0	0	0	0
21:30	0	1	0	0	0	0	0	0	0	0	0	0	0	1
21:45	0	1	1	0	0	0	0	0	0	0	0	0	0	2
22:00	0	0	0	0	0	0	0	0	0	0	0	0	0	0
22:15	0	1	0	0	0	0	0	0	0	0	0	0	0	1
22:30	1	0	0	0	0	0	0	0	0	0	0	0	0	1
22:45	0	0	0	0	0	0	0	0	0	0	0	0	0	0
23:00	1	0	0	0	0	0	0	0	0	0	0	0	0	1
23:15	0	1	0	0	0	0	0	0	0	0	0	0	0	1
23:30	0	0	0	0	0	0	0	0	0	0	0	0	0	0
23:45	0	0	0	0	0	0	0	0	0	0	0	0	0	0
ADT	74	112	42	7	1									211
% of Totals	21%	56%	19%	3%	0%									100%
AM Volumes	17	29	18	3	1	0	0	0	0	0	0	0	0	88
% AM	8%	22%	8%	1%	0%									40%
AM Peak Hour Volume	5	12	8	2	1									22
PM Volumes	29	74	24	9	0	0	0	0	0	0	0	0	0	136
% PM	13%	34%	11%	2%	0%									60%
PM Peak Hour Volume	14	16	12	18	0									22
Directional Peak Periods	AM 7-9		NOON 12-2		PM 4-6		Off Peak Volumes							
All Classes	Volume	25	11%	Volume	28	13%	Volume	36	16%	Volume	130	59%		
Street Name	Direction	15th		50th		Average		85th		95th		ADT		
S Orchard Dr	North Bound	12		18		17		22		25		219		
S Orchard Dr	South Bound	8		15		15		20		24		244		

Prepared by National Data & Surveying Services
SPEED
 S Orchard Dr Bet. W Oak St & W Alameda Ave

Day: Wednesday
 Date: 1/19/2022

City: Burbank
 Project #: CA22_020022_015

Summary

Time	<15	15-19	20-24	25-29	30-34	35-39	40-44	45-49	50-54	55-59	60-64	65-69	70+	Total
00:00 AM	0	0	0	0	0	0	0	0	0	0	0	0	0	0
00:15	0	1	0	0	0	0	0	0	0	0	0	0	0	1
00:30	0	3	0	0	0	0	0	0	0	0	0	0	0	3
00:45	0	0	0	0	0	0	0	0	0	0	0	0	0	0
01:00	0	0	0	0	0	0	0	0	0	0	0	0	0	0
01:15	0	0	0	0	0	0	0	0	0	0	0	0	0	0
01:30	0	1	0	0	0	0	0	0	0	0	0	0	0	1
01:45	0	0	1	0	0	0	0	0	0	0	0	0	0	1
02:00	0	0	0	0	0	0	0	0	0	0	0	0	0	0
02:15	0	1	0	0	0	0	0	0	0	0	0	0	0	1
02:30	0	0	0	0	0	0	0	0	0	0	0	0	0	0
02:45	0	1	0	0	0	0	0	0	0	0	0	0	0	1
03:00	0	0	0	0	0	0	0	0	0	0	0	0	0	0
03:15	0	0	0	0	0	0	0	0	0	0	0	0	0	0
03:30	0	0	0	0	0	0	0	0	0	0	0	0	0	0
03:45	0	0	0	0	0	0	0	0	0	0	0	0	0	0
04:00	0	0	0	0	0	0	0	0	0	0	0	0	0	0
04:15	0	0	0	0	0	0	0	0	0	0	0	0	0	0
04:30	0	0	0	0	0	0	0	0	0	0	0	0	0	0
04:45	0	0	0	0	0	0	0	0	0	0	0	0	0	0
05:00	1	0	0	0	0	0	0	0	0	0	0	0	0	1
05:15	1	0	0	0	0	0	0	0	0	0	0	0	0	1
05:30	0	0	0	0	0	0	0	0	0	0	0	0	0	0
05:45	1	3	0	0	0	0	0	0	0	0	0	0	0	4
06:00	0	0	0	0	0	0	0	0	0	0	0	0	0	0
06:15	0	1	0	0	0	0	0	0	0	0	0	0	0	1
06:30	0	4	0	0	0	0	0	0	0	0	0	0	0	4
06:45	3	2	0	0	0	0	0	0	0	0	0	0	0	5
07:00	4	1	0	0	0	0	0	0	0	0	0	0	0	5
07:15	1	2	0	0	0	0	0	0	0	0	0	0	0	3
07:30	0	2	0	0	1	0	0	0	0	0	0	0	0	3
07:45	2	6	2	1	0	0	0	0	0	0	0	0	0	11
08:00	4	2	0	1	0	0	0	0	0	0	0	0	0	7
08:15	3	1	0	0	0	0	0	0	0	0	0	0	0	5
08:30	5	0	0	0	0	0	0	0	0	0	0	0	0	5
08:45	2	3	1	0	0	0	0	0	0	0	0	0	0	6
09:00	2	5	0	0	0	0	0	0	0	0	0	0	0	7
09:15	1	0	0	0	0	0	0	0	0	0	0	0	0	1
09:30	3	2	2	1	0	0	0	0	0	0	0	0	0	8
09:45	3	5	1	2	0	0	0	0	0	0	0	0	0	11
10:00	5	5	3	0	1	0	0	0	0	0	0	0	0	14
10:15	3	3	2	0	0	0	0	0	0	0	0	0	0	8
10:30	5	2	2	0	0	0	0	0	0	0	0	0	0	9
10:45	2	4	3	0	1	0	0	0	0	0	0	0	0	10
11:00	3	4	0	0	0	0	0	0	0	0	0	0	0	7
11:15	2	3	0	1	0	0	0	0	0	0	0	0	0	6
11:30	3	2	1	0	0	0	0	0	0	0	0	0	0	6
11:45	1	2	1	0	0	0	0	0	0	0	0	0	0	4
12:00 PM	3	3	1	0	0	0	0	0	0	0	0	0	0	7
12:15	3	3	2	0	0	0	0	0	0	0	0	0	0	8
12:30	1	4	2	0	0	0	0	0	0	0	0	0	0	7
12:45	7	3	4	2	0	0	0	0	0	0	0	0	0	16
13:00	3	3	0	0	0	0	0	0	0	0	0	0	0	6
13:15	2	3	1	0	0	0	0	0	0	0	0	0	0	6
13:30	2	6	1	0	0	0	0	0	0	0	0	0	0	9
13:45	1	5	1	0	0	0	0	0	0	0	0	0	0	7
14:00	6	3	0	0	0	0	0	0	0	0	0	0	0	9
14:15	3	3	1	0	1	0	0	0	0	0	0	0	0	8
14:30	1	4	1	0	0	0	0	0	0	0	0	0	0	6
14:45	2	4	3	0	0	0	0	0	0	0	0	0	0	9
15:00	2	3	3	0	0	0	0	0	0	0	0	0	0	9
15:15	6	6	0	0	0	0	0	0	0	0	0	0	0	12
15:30	8	4	0	0	0	0	0	0	0	0	0	0	0	12
15:45	3	3	3	0	0	0	0	0	0	0	0	0	0	9
16:00	4	5	2	1	0	0	0	0	0	0	0	0	0	12
16:15	1	2	0	1	0	0	0	0	0	0	0	0	0	4
16:30	4	3	4	0	0	0	0	0	0	0	0	0	0	11
16:45	4	5	0	0	0	0	0	0	0	0	0	0	0	9
17:00	5	4	1	0	0	0	0	0	0	0	0	0	0	10
17:15	3	3	1	1	0	0	0	0	0	0	0	0	0	8
17:30	5	9	1	0	0	0	0	0	0	0	0	0	0	15
17:45	1	4	2	0	0	0	0	0	0	0	0	0	0	7
18:00	1	5	1	0	0	0	0	0	0	0	0	0	0	7
18:15	2	5	0	1	0	0	0	0	0	0	0	0	0	8
18:30	1	7	2	0	0	0	0	0	0	0	0	0	0	10
18:45	6	4	0	1	0	0	0	0	0	0	0	0	0	11
19:00	1	3	0	0	0	0	0	0	0	0	0	0	0	4
19:15	0	4	0	0	0	0	0	0	0	0	0	0	0	4
19:30	4	3	1	0	0	0	0	0	0	0	0	0	0	8
19:45	1	1	0	0	0	0	0	0	0	0	0	0	0	2
20:00	3	2	1	0	0	0	0	0	0	0	0	0	0	6
20:15	1	4	0	0	0	0	0	0	0	0	0	0	0	5
20:30	0	1	0	0	0	0	0	0	0	0	0	0	0	1
20:45	1	2	0	0	0	0	0	0	0	0	0	0	0	3
21:00	1	0	1	0	0	0	0	0	0	0	0	0	0	2
21:15	0	0	0	0	0	0	0	0	0	0	0	0	0	0
21:30	0	2	0	0	0	0	0	0	0	0	0	0	0	2
21:45	1	2	1	0	0	0	0	0	0	0	0	0	0	4
22:00	0	0	0	0	0	0	0	0	0	0	0	0	0	0
22:15	1	1	0	0	0	0	0	0	0	0	0	0	0	2
22:30	2	0	0	0	0	0	0	0	0	0	0	0	0	2
22:45	0	0	0	0	0	0	0	0	0	0	0	0	0	0
23:00	1	0	0	0	0	0	0	0	0	0	0	0	0	1
23:15	0	3	0	0	0	0	0	0	0	0	0	0	0	3
23:30	0	0	0	0	0	0	0	0	0	0	0	0	0	0
23:45	0	0	0	0	0	0	0	0	0	0	0	0	0	0
ADT Totals	147	214	108	11	6									612
% of Totals	24%	35%	18%	2%	1%									100%

AM Volumes	80	70	23	6	3	0	0	0	0	0	0	0	0	362
% AM	13%	11%	4%	1%	0%	0%	0%	0%	0%	0%	0%	0%	0%	59%
AM Peak Hour Volume	15	15	10	3	2									42
PM Volumes	160	144	42	1	0	0	0	0	0	0	0	0	0	347
% PM	23%	24%	7%	0%	0%	0%	0%	0%	0%	0%	0%	0%	0%	57%
PM Peak Hour Volume	15:15	17:30	12:00	12:00	13:30									15:15
Directional Peak Periods	23	23	9	1	0									45
Directional Peak Periods		AM 7-9		NOON 12-2		PM 4-6		Off Peak Volumes						
All Classes	Volume	46	10%	66	14%	76	16%	275	59%					

Street Name	Direction	15th	50th	Average	85th	95th	ADT
S Orchard Dr	Summary	9	17	16	21	25	463

SPEED

S Orchard Dr Bet. W Oak St & W Alameda Ave

Day: Wednesday

Date: 1/19/2022

City: Burbank

Project #: CA22_020022_015n

North Bound

Time	< 15	15 - 19	20 - 24	25 - 29	30 - 34	35 - 39	40 - 44	45 - 49	50 - 54	55 - 59	60 - 64	65 - 69	70 +	Total
00:00 AM	0	3	0	0	0	0	0	0	0	0	0	0	0	3
01:00	0	1	1	0	0	0	0	0	0	0	0	0	0	2
02:00	0	1	0	0	0	0	0	0	0	0	0	0	0	1
03:00	0	0	0	0	0	0	0	0	0	0	0	0	0	0
04:00	0	0	0	0	0	0	0	0	0	0	0	0	0	0
05:00	1	1	0	0	0	0	0	0	0	0	0	0	0	2
06:00	0	6	0	0	0	0	0	0	0	0	0	0	0	6
07:00	2	8	4	1	0	0	0	0	0	0	0	0	0	15
08:00	5	3	2	0	0	0	0	0	0	0	0	0	0	10
09:00	5	8	2	2	0	0	0	0	0	0	0	0	0	17
10:00	2	9	8	0	1	0	0	0	0	0	0	0	0	20
11:00	2	9	1	0	0	0	0	0	0	0	0	0	0	12
12:00 PM	5	5	7	1	0	0	0	0	0	0	0	0	0	18
13:00	1	8	1	0	0	0	0	0	0	0	0	0	0	10
14:00	7	9	3	0	0	0	0	0	0	0	0	0	0	19
15:00	2	8	4	0	0	0	0	0	0	0	0	0	0	14
16:00	4	9	2	1	0	0	0	0	0	0	0	0	0	16
17:00	6	11	3	0	0	0	0	0	0	0	0	0	0	20
18:00	1	11	2	2	0	0	0	0	0	0	0	0	0	16
19:00	0	6	1	0	0	0	0	0	0	0	0	0	0	7
20:00	1	3	0	0	0	0	0	0	0	0	0	0	0	4
21:00	0	2	1	0	0	0	0	0	0	0	0	0	0	3
22:00	1	1	0	0	0	0	0	0	0	0	0	0	0	2
23:00	1	1	0	0	0	0	0	0	0	0	0	0	0	2
Totals	46	123	42	7	1									219
% of Totals	21%	56%	19%	3%	0%									100%

AM Volumes	17	49	18	3	1	0	0	0	0	0	0	0	0	88		
% AM	8%	22%	8%	1%	0%									40%		
AM Peak Hour	08:00	10:00	10:00	09:00	10:00									10:00		
Volume	5	9	8	2	1									20		
PM Volumes	29	74	24	4	0	0	0	0	0	0	0	0	0	131		
% PM	13%	34%	11%	2%										60%		
PM Peak Hour	14:00	17:00	12:00	18:00										17:00		
Volume	7	11	7	2										20		
Directional Peak Periods		AM 7-9				NOON 12-2				PM 4-6				Off Peak Volumes		
All Speeds		Volume	↔		%	Volume	↔		%	Volume	↔		%	Volume	↔	
		25			11%	28			13%	36			16%	130		

Street Name	Direction	Percentiles					
		15th	50th	Average	85th	95th	ADT
S Orchard Dr	North Bound	12	18	17	22	25	219
S Orchard Dr	South Bound	8	15	15	20	24	244

SPEED

S Orchard Dr Bet. W Oak St & W Alameda Ave

Day: Wednesday

Date: 1/19/2022

City: Burbank

Project #: CA22_020022_015s

South Bound

Time	< 15	15 - 19	20 - 24	25 - 29	30 - 34	35 - 39	40 - 44	45 - 49	50 - 54	55 - 59	60 - 64	65 - 69	70 +	Total
00:00 AM	0	1	0	0	0	0	0	0	0	0	0	0	0	1
01:00	0	0	1	0	0	0	0	0	0	0	0	0	0	1
02:00	0	1	0	0	0	0	0	0	0	0	0	0	0	1
03:00	0	0	0	0	0	0	0	0	0	0	0	0	0	0
04:00	0	0	0	0	0	0	0	0	0	0	0	0	0	0
05:00	2	2	0	0	0	0	0	0	0	0	0	0	0	4
06:00	3	1	0	0	0	0	0	0	0	0	0	0	0	4
07:00	5	2	0	0	1	0	0	0	0	0	0	0	0	8
08:00	9	3	0	1	0	0	0	0	0	0	0	0	0	13
09:00	4	4	1	1	0	0	0	0	0	0	0	0	0	10
10:00	13	5	2	0	1	0	0	0	0	0	0	0	0	21
11:00	7	2	1	1	0	0	0	0	0	0	0	0	0	11
12:00 PM	9	8	2	1	0	0	0	0	0	0	0	0	0	20
13:00	7	9	2	0	0	0	0	0	0	0	0	0	0	18
14:00	5	5	2	0	1	0	0	0	0	0	0	0	0	13
15:00	17	8	3	0	0	0	0	0	0	0	0	0	0	28
16:00	9	6	4	1	0	0	0	0	0	0	0	0	0	20
17:00	8	9	2	1	0	0	0	0	0	0	0	0	0	20
18:00	9	10	1	0	0	0	0	0	0	0	0	0	0	20
19:00	6	5	0	0	0	0	0	0	0	0	0	0	0	11
20:00	4	6	1	0	0	0	0	0	0	0	0	0	0	11
21:00	2	2	1	0	0	0	0	0	0	0	0	0	0	5
22:00	2	0	0	0	0	0	0	0	0	0	0	0	0	2
23:00	0	2	0	0	0	0	0	0	0	0	0	0	0	2
Totals	121	91	23	6	3									244
% of Totals	50%	37%	9%	2%	1%									100%

AM Volumes	43	21	5	3	2	0	0	0	0	0	0	0	0	74
% AM	18%	9%	2%	1%	1%									30%
AM Peak Hour	10:00	10:00	10:00	08:00	07:00									10:00
Volume	13	5	2	1	1									21
PM Volumes	78	70	18	3	1	0	0	0	0	0	0	0	0	170
% PM	32%	29%	7%	1%	0%									70%
PM Peak Hour	15:00	18:00	16:00	12:00	14:00									15:00
Volume	17	10	4	1	1									28
Directional Peak Periods		AM 7-9			NOON 12-2			PM 4-6			Off Peak Volumes			
All Speeds		Volume		%	Volume		%	Volume		%	Volume		%	
		21	↔	9%	38	↔	16%	40	↔	16%	145	↔	59%	

Street Name	Direction	Percentiles					
		15th	50th	Average	85th	95th	ADT
S Orchard Dr	North Bound	12	18	17	22	25	219
S Orchard Dr	South Bound	8	15	15	20	24	244

SPEED

S Orchard Dr Bet. W Oak St & W Alameda Ave

Day: Wednesday

Date: 1/19/2022

City: Burbank

Project #: CA22_020022_015

Summary

Time	< 15	15 - 19	20 - 24	25 - 29	30 - 34	35 - 39	40 - 44	45 - 49	50 - 54	55 - 59	60 - 64	65 - 69	70 +	Total
00:00 AM	0	4	0	0	0	0	0	0	0	0	0	0	0	4
01:00	0	1	2	0	0	0	0	0	0	0	0	0	0	3
02:00	0	2	0	0	0	0	0	0	0	0	0	0	0	2
03:00	0	0	0	0	0	0	0	0	0	0	0	0	0	0
04:00	0	0	0	0	0	0	0	0	0	0	0	0	0	0
05:00	3	3	0	0	0	0	0	0	0	0	0	0	0	6
06:00	3	7	0	0	0	0	0	0	0	0	0	0	0	10
07:00	7	10	4	1	1	0	0	0	0	0	0	0	0	23
08:00	14	6	2	1	0	0	0	0	0	0	0	0	0	23
09:00	9	12	3	3	0	0	0	0	0	0	0	0	0	27
10:00	15	14	10	0	2	0	0	0	0	0	0	0	0	41
11:00	9	11	2	1	0	0	0	0	0	0	0	0	0	23
12:00 PM	14	13	9	2	0	0	0	0	0	0	0	0	0	38
13:00	8	17	3	0	0	0	0	0	0	0	0	0	0	28
14:00	12	14	5	0	1	0	0	0	0	0	0	0	0	32
15:00	19	16	7	0	0	0	0	0	0	0	0	0	0	42
16:00	13	15	6	2	0	0	0	0	0	0	0	0	0	36
17:00	14	20	5	1	0	0	0	0	0	0	0	0	0	40
18:00	10	21	3	2	0	0	0	0	0	0	0	0	0	36
19:00	6	11	1	0	0	0	0	0	0	0	0	0	0	18
20:00	5	9	1	0	0	0	0	0	0	0	0	0	0	15
21:00	2	4	2	0	0	0	0	0	0	0	0	0	0	8
22:00	3	1	0	0	0	0	0	0	0	0	0	0	0	4
23:00	1	3	0	0	0	0	0	0	0	0	0	0	0	4
Totals	167	214	65	13	4									463
% of Totals	36%	46%	14%	3%	1%									100%

AM Volumes	60	70	23	6	3	0	0	0	0	0	0	0	0	162
% AM	13%	15%	5%	1%	1%									35%
AM Peak Hour	10:00	10:00	10:00	09:00	10:00									10:00
Volume	15	14	10	3	2									41
PM Volumes	107	144	42	7	1	0	0	0	0	0	0	0	0	301
% PM	23%	31%	9%	2%	0%									65%
PM Peak Hour	15:00	18:00	12:00	12:00	14:00									15:00
Volume	19	21	9	2	1									42
Directional Peak Periods		AM 7-9		NOON 12-2		PM 4-6		Off Peak Volumes						
All Speeds		Volume	%	Volume	%	Volume	%	Volume	%					
		46	10%	66	14%	76	16%	275	59%					

Street Name	Direction	Percentiles					
		15th	50th	Average	85th	95th	ADT
S Orchard Dr	Summary	9	17	16	21	25	463

VOLUME

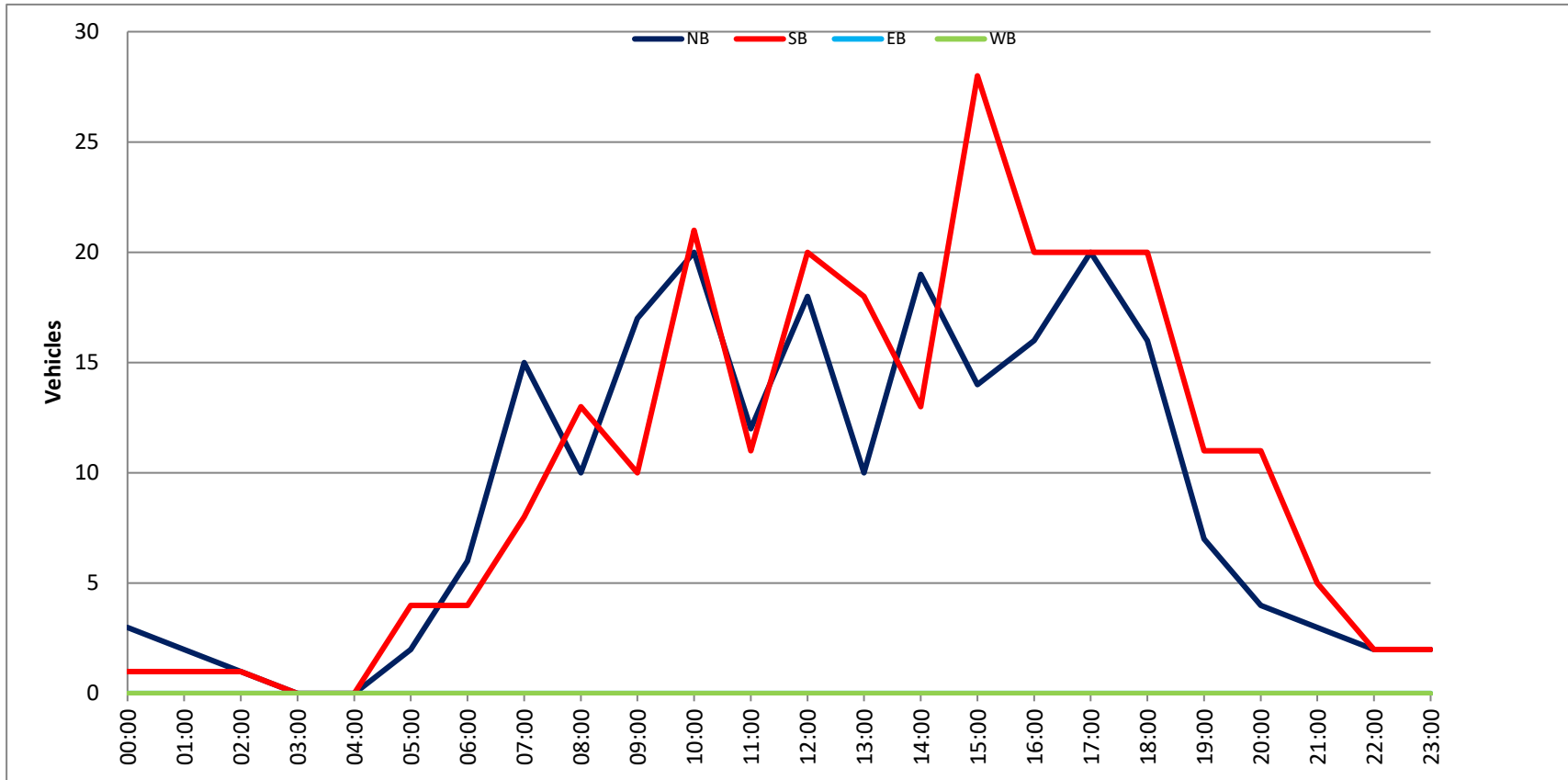
S Orchard Dr Bet. W Oak St & W Alameda Ave

Day: Wednesday
 Date: 1/19/2022

City: Burbank
 Project #: CA22_020022_015

DAILY TOTALS					NB	SB	EB	WB	Total		
					219	244	0	0	463		
AM Period	NB	SB	EB	WB	TOTAL	PM Period	NB	SB	EB	WB	TOTAL
00:00	0	0	0	0		12:00	3	4	0	0	7
00:15	1	0	0	0	1	12:15	4	4	0	0	8
00:30	2	1	0	0	3	12:30	4	3	0	0	7
00:45	0	3	0	1	4	12:45	7	18	9	20	16
											38
01:00	0	0	0	0		13:00	2	4	0	0	6
01:15	0	0	0	0		13:15	2	4	0	0	6
01:30	2	0	0	0	2	13:30	3	6	0	0	9
01:45	0	2	1	1	3	13:45	3	10	4	18	7
											28
02:00	0	0	0	0		14:00	4	5	0	0	9
02:15	1	0	0	0	1	14:15	5	3	0	0	8
02:30	0	0	0	0		14:30	4	2	0	0	6
02:45	0	1	1	1	2	14:45	6	19	3	13	9
											32
03:00	0	0	0	0		15:00	4	5	0	0	9
03:15	0	0	0	0		15:15	4	8	0	0	12
03:30	0	0	0	0		15:30	4	8	0	0	12
03:45	0	0	0	0		15:45	2	14	7	28	9
											42
04:00	0	0	0	0		16:00	3	9	0	0	12
04:15	0	0	0	0		16:15	2	2	0	0	4
04:30	0	0	0	0		16:30	5	6	0	0	11
04:45	0	0	0	0		16:45	6	16	3	20	9
											36
05:00	0	1	0	0	1	17:00	6	4	0	0	10
05:15	1	0	0	0	1	17:15	4	4	0	0	8
05:30	0	0	0	0		17:30	6	9	0	0	15
05:45	1	2	3	4	6	17:45	4	20	3	20	7
											40
06:00	0	0	0	0		18:00	4	3	0	0	7
06:15	1	0	0	0	1	18:15	4	4	0	0	8
06:30	3	1	0	0	4	18:30	5	5	0	0	10
06:45	2	6	3	4	10	18:45	3	16	8	20	11
											36
07:00	3	2	0	0	5	19:00	0	4	0	0	4
07:15	3	1	0	0	4	19:15	2	2	0	0	4
07:30	1	2	0	0	3	19:30	4	4	0	0	8
07:45	8	15	3	8	23	19:45	1	7	1	11	2
											18
08:00	4	3	0	0	7	20:00	2	4	0	0	6
08:15	3	2	0	0	5	20:15	1	4	0	0	5
08:30	1	4	0	0	5	20:30	0	1	0	0	1
08:45	2	10	4	13	23	20:45	1	4	2	11	3
											15
09:00	5	2	0	0	7	21:00	0	2	0	0	2
09:15	1	0	0	0	1	21:15	0	0	0	0	
09:30	3	5	0	0	8	21:30	1	1	0	0	2
09:45	8	17	3	10	27	21:45	2	3	2	5	4
											8
10:00	6	8	0	0	14	22:00	0	0	0	0	
10:15	4	4	0	0	8	22:15	1	1	0	0	2
10:30	4	5	0	0	9	22:30	1	1	0	0	2
10:45	6	20	4	21	41	22:45	0	2	0	2	4
11:00	4	3	0	0	7	23:00	1	0	0	0	1
11:15	3	3	0	0	6	23:15	1	2	0	0	3
11:30	3	3	0	0	6	23:30	0	0	0	0	
11:45	2	12	2	11	23	23:45	0	2	0	2	4
TOTALS	88	74			162	TOTALS	131	170			301
SPLIT %	54.3%	45.7%			35.0%	SPLIT %	43.5%	56.5%			65.0%

DAILY TOTALS					NB	SB	EB	WB	Total
					219	244	0	0	463
AM Peak Hour	09:45	10:00		09:45	PM Peak Hour	16:45	15:15		15:15
AM Pk Volume	22	21		42	PM Pk Volume	22	32		45
Pk Hr Factor	0.688	0.656		0.750	Pk Hr Factor	0.917	0.889		0.938
7 - 9 Volume	25	21	0	46	4 - 6 Volume	36	40	0	76
7 - 9 Peak Hour	07:15	08:00		07:45	4 - 6 Peak Hour	16:45	16:00		16:45
7 - 9 Pk Volume	16	13	0	28	4 - 6 Pk Volume	22	20	0	42
Pk Hr Factor	0.500	0.813	0.000	0.636	Pk Hr Factor	0.917	0.556	0.000	0.700



Prepared by National Data & Surveying Services
SPEED
 S Orchard Dr Bet. W Oak St & W Alameda Ave

Day: Thursday
 Date: 1/20/2022

City: Burbank
 Project #: CA22_020022_015

North Bound

Time	<15	15-19	20-24	25-29	30-34	35-39	40-44	45-49	50-54	55-59	60-64	65-69	70+	Total
00:00 AM	0	0	0	0	0	0	0	0	0	0	0	0	0	0
00:15	0	0	0	0	0	0	0	0	0	0	0	0	0	0
00:30	0	0	0	0	0	0	0	0	0	0	0	0	0	0
00:45	0	0	0	0	0	0	0	0	0	0	0	0	0	0
01:00	0	1	0	0	0	0	0	0	0	0	0	0	0	1
01:15	0	0	0	0	0	0	0	0	0	0	0	0	0	0
01:30	0	0	0	0	0	0	0	0	0	0	0	0	0	0
01:45	0	0	0	0	0	0	0	0	0	0	0	0	0	0
02:00	0	0	0	0	0	0	0	0	0	0	0	0	0	0
02:15	0	0	0	0	0	0	0	0	0	0	0	0	0	0
02:30	0	0	0	0	0	0	0	0	0	0	0	0	0	0
02:45	0	0	0	0	0	0	0	0	0	0	0	0	0	0
03:00	1	0	0	0	0	0	0	0	0	0	0	0	0	1
03:15	0	0	0	0	0	0	0	0	0	0	0	0	0	0
03:30	0	0	0	0	0	0	0	0	0	0	0	0	0	0
03:45	0	0	0	0	0	0	0	0	0	0	0	0	0	0
04:00	0	0	0	0	0	0	0	0	0	0	0	0	0	0
04:15	0	0	0	0	0	0	0	0	0	0	0	0	0	0
04:30	0	0	0	0	0	0	0	0	0	0	0	0	0	0
04:45	0	0	0	0	0	0	0	0	0	0	0	0	0	0
05:00	0	0	0	0	0	0	0	0	0	0	0	0	0	0
05:15	0	0	0	0	0	0	0	0	0	0	0	0	0	0
05:30	0	0	0	0	0	0	0	0	0	0	0	0	0	0
05:45	1	0	1	0	0	0	0	0	0	0	0	0	0	2
06:00	0	1	0	0	0	0	0	0	0	0	0	0	0	1
06:15	0	3	0	0	0	0	0	0	0	0	0	0	0	3
06:30	0	0	0	0	0	0	0	0	0	0	0	0	0	0
06:45	0	0	0	0	0	0	0	0	0	0	0	0	0	0
07:00	0	0	0	1	0	0	0	0	0	0	0	0	0	1
07:15	0	0	0	0	0	0	0	0	0	0	0	0	0	0
07:30	0	1	1	0	0	0	0	0	0	0	0	0	0	2
07:45	0	2	2	0	0	0	0	0	0	0	0	0	0	4
08:00	1	3	0	0	0	0	0	0	0	0	0	0	0	4
08:15	1	3	1	0	0	0	0	0	0	0	0	0	0	5
08:30	2	1	0	0	0	0	0	0	0	0	0	0	0	3
08:45	1	2	2	0	1	0	0	0	0	0	0	0	0	6
09:00	0	0	1	0	0	0	0	0	0	0	0	0	0	1
09:15	4	1	0	0	0	0	0	0	0	0	0	0	0	5
09:30	0	4	0	0	2	0	0	0	0	0	0	0	0	6
09:45	1	1	3	0	0	0	0	0	0	0	0	0	0	5
10:00	3	1	1	0	0	0	0	0	0	0	0	0	0	5
10:15	0	2	0	0	0	0	0	0	0	0	0	0	0	2
10:30	1	2	0	0	0	0	0	0	0	0	0	0	0	3
10:45	0	3	0	0	0	0	0	0	0	0	0	0	0	3
11:00	0	2	2	0	0	0	0	0	0	0	0	0	0	4
11:15	1	2	2	0	0	0	0	0	0	0	0	0	0	5
11:30	0	1	0	0	0	0	0	0	0	0	0	0	0	1
11:45	0	0	0	0	0	0	0	0	0	0	0	0	0	0
12:00 PM	0	4	0	0	0	0	0	0	0	0	0	0	0	4
12:15	0	2	1	0	0	0	0	0	0	0	0	0	0	3
12:30	2	2	0	0	0	0	0	0	0	0	0	0	0	4
12:45	0	7	2	0	0	0	0	0	0	0	0	0	0	9
13:00	0	2	2	0	0	0	0	0	0	0	0	0	0	7
13:15	1	3	1	0	0	0	0	0	0	0	0	0	0	5
13:30	0	3	0	0	0	0	0	0	0	0	0	0	0	3
13:45	0	1	0	1	0	0	0	0	0	0	0	0	0	2
14:00	0	3	3	0	0	0	0	0	0	0	0	0	0	6
14:15	0	2	2	0	0	0	0	0	0	0	0	0	0	4
14:30	3	1	2	0	0	0	0	0	0	0	0	0	0	6
14:45	0	1	1	0	0	0	0	0	0	0	0	0	0	2
15:00	0	4	1	0	0	0	0	0	0	0	0	0	0	5
15:15	0	1	1	0	0	0	0	0	0	0	0	0	0	3
15:30	0	1	4	0	0	0	0	0	0	0	0	0	0	5
15:45	0	3	3	0	0	0	0	0	0	0	0	0	0	6
16:00	1	3	1	0	0	0	0	0	0	0	0	0	0	5
16:15	3	1	0	1	0	0	0	0	0	0	0	0	0	5
16:30	2	2	1	1	0	0	0	0	0	0	0	0	0	6
16:45	1	3	0	0	0	0	0	0	0	0	0	0	0	4
17:00	1	1	3	0	0	0	0	0	0	0	0	0	0	5
17:15	0	1	0	0	0	0	0	0	0	0	0	0	0	1
17:30	1	2	2	1	0	0	0	0	0	0	0	0	0	6
17:45	3	1	0	0	0	0	0	0	0	0	0	0	0	4
18:00	0	5	0	0	0	0	0	0	0	0	0	0	0	5
18:15	0	1	1	0	0	0	0	0	0	0	0	0	0	2
18:30	0	2	0	0	0	0	0	0	0	0	0	0	0	2
18:45	1	2	2	0	0	0	0	0	0	0	0	0	0	5
19:00	0	0	1	0	0	0	0	0	0	0	0	0	0	1
19:15	0	1	1	0	0	0	0	0	0	0	0	0	0	2
19:30	2	0	0	0	0	0	0	0	0	0	0	0	0	2
19:45	0	5	0	0	0	0	0	0	0	0	0	0	0	5
20:00	0	2	0	0	0	0	0	0	0	0	0	0	0	2
20:15	1	1	0	0	0	0	0	0	0	0	0	0	0	2
20:30	1	0	1	0	0	0	0	0	0	0	0	0	0	2
20:45	0	1	0	0	0	0	0	0	0	0	0	0	0	1
21:00	1	0	1	0	0	0	0	0	0	0	0	0	0	2
21:15	0	0	0	0	0	0	0	0	0	0	0	0	0	0
21:30	0	0	0	0	0	0	0	0	0	0	0	0	0	0
21:45	0	0	0	0	0	0	0	0	0	0	0	0	0	0
22:00	0	0	0	0	0	0	0	0	0	0	0	0	0	0
22:15	0	0	0	0	0	0	0	0	0	0	0	0	0	0
22:30	0	0	2	0	0	0	0	0	0	0	0	0	0	2
22:45	0	0	0	0	0	0	0	0	0	0	0	0	0	0
23:00	0	0	0	0	0	0	0	0	0	0	0	0	0	0
23:15	0	0	0	0	0	0	0	0	0	0	0	0	0	0
23:30	2	0	1	0	0	0	0	0	0	0	0	0	0	3
23:45	0	1	0	0	0	0	0	0	0	0	0	0	0	1

AM Volumes	13	36	30	3	1	0	0	0	0	0	0	0	0	74		
% AMH	8%	18%	7%	1%	0%	0%	0%	0%	0%	0%	0%	0%	0%	33%		
AM Peak Hour	09:15	07:30	07:30	08:45	08:00									09:15		
Volume	8	9	4	2	1									21		
PM Volumes	45	75	45	9	0	0	0	0	0	0	0	0	0	169		
% PM	12%	34%	19%	2%	0%									67%		
PM Peak Hour	16:00	12:00	15:00	15:45										12:30		
Volume	1	15	9	1										25		
Directional Peak Periods	AM 7-9		NOON 12-2		PM 4-6		Off Peak Volumes									
All Classes	Volume	25	Volume	37	Volume	36	Volume	125	%	11%	%	17%	%	16%	%	56%

Street Name	Direction	Percentiles					ADT
		15th	50th	Average	85th	95th	
S Orchard Dr	North Bound	13	18	18	23	25	223
S Orchard Dr	South Bound	8	16	15	20	23	276

SPEED

S Orchard Dr Bet. W Oak St & W Alameda Ave

Day: Thursday
Date: 1/20/2022

City: Burbank
Project #: CA22_020022_015

South Bound

Time	<15	15-19	20-24	25-29	30-34	35-39	40-44	45-49	50-54	55-59	60-64	65-69	70+	Total
00:00 AM	0	0	0	0	0	0	0	0	0	0	0	0	0	0
00:15	0	0	0	0	0	0	0	0	0	0	0	0	0	0
00:30	0	0	0	0	0	0	0	0	0	0	0	0	0	0
00:45	0	1	0	0	0	0	0	0	0	0	0	0	0	1
01:00	0	0	0	0	0	0	0	0	0	0	0	0	0	0
01:15	1	0	0	0	0	0	0	0	0	0	0	0	0	1
01:30	0	0	0	0	0	0	0	0	0	0	0	0	0	0
01:45	0	0	0	0	0	0	0	0	0	0	0	0	0	0
02:00	0	0	1	0	0	0	0	0	0	0	0	0	0	1
02:15	0	0	0	0	0	0	0	0	0	0	0	0	0	0
02:30	0	0	0	0	0	0	0	0	0	0	0	0	0	0
02:45	0	0	0	0	0	0	0	0	0	0	0	0	0	0
03:00	0	0	0	0	0	0	0	0	0	0	0	0	0	0
03:15	0	0	0	0	0	0	0	0	0	0	0	0	0	0
03:30	0	0	0	0	0	0	0	0	0	0	0	0	0	0
03:45	0	0	0	0	0	0	0	0	0	0	0	0	0	0
04:00	0	0	0	0	0	0	0	0	0	0	0	0	0	0
04:15	0	0	0	0	0	0	0	0	0	0	0	0	0	0
04:30	0	0	0	0	0	0	0	0	0	0	0	0	0	0
04:45	0	0	0	0	0	0	0	0	0	0	0	0	0	0
05:00	1	0	0	0	0	0	0	0	0	0	0	0	0	1
05:15	0	0	0	0	0	0	0	0	0	0	0	0	0	0
05:30	0	0	0	0	0	0	0	0	0	0	0	0	0	0
05:45	3	0	0	0	0	0	0	0	0	0	0	0	0	3
06:00	2	0	0	0	0	0	0	0	0	0	0	0	0	2
06:15	1	1	0	0	0	0	0	0	0	0	0	0	0	2
06:30	1	0	0	0	0	0	0	0	0	0	0	0	0	1
06:45	1	0	0	0	0	0	0	0	0	0	0	0	0	1
07:00	1	1	0	0	0	0	0	0	0	0	0	0	0	2
07:15	1	0	0	0	0	0	0	0	0	0	0	0	0	1
07:30	2	0	0	0	1	0	0	0	0	0	0	0	0	3
07:45	2	4	0	0	0	0	0	0	0	0	0	0	0	6
08:00	4	1	1	0	0	0	0	0	0	0	0	0	0	6
08:15	3	1	0	0	0	0	0	0	0	0	0	0	0	4
08:30	1	3	0	0	0	0	0	0	0	0	0	0	0	4
08:45	2	0	1	0	0	0	0	0	0	0	0	0	0	3
09:00	1	2	0	0	0	0	0	0	0	0	0	0	0	3
09:15	1	0	0	0	0	0	0	0	0	0	0	0	0	1
09:30	3	4	0	0	0	0	0	0	0	0	0	0	0	7
09:45	2	3	1	0	0	0	0	0	0	0	0	0	0	6
10:00	7	1	1	0	0	0	0	0	0	0	0	0	0	9
10:15	1	2	0	0	0	0	0	0	0	0	0	0	0	3
10:30	3	3	0	0	0	0	0	0	0	0	0	0	0	6
10:45	1	0	0	0	0	0	0	0	0	0	0	0	0	1
11:00	3	2	0	0	0	0	0	0	0	0	0	0	0	5
11:15	1	1	1	0	0	0	0	0	0	0	0	0	0	3
11:30	2	0	0	0	0	0	0	0	0	0	0	0	0	2
11:45	4	4	0	0	0	0	0	0	0	0	0	0	0	8
12:00 PM	2	5	0	0	0	0	0	0	0	0	0	0	0	7
12:15	2	3	0	0	0	0	0	0	0	0	0	0	0	5
12:30	3	4	1	0	0	0	0	0	0	0	0	0	0	8
12:45	1	2	1	0	0	0	0	0	0	0	0	0	0	4
13:00	4	2	2	0	0	0	0	0	0	0	0	0	0	10
13:15	1	0	1	0	0	0	0	0	0	0	0	0	0	2
13:30	3	3	1	0	0	0	0	0	0	0	0	0	0	7
13:45	4	2	1	0	0	0	0	0	0	0	0	0	0	7
14:00	1	1	0	0	0	0	0	0	0	0	0	0	0	2
14:15	3	0	0	1	0	0	0	0	0	0	0	0	0	4
14:30	3	3	2	0	0	0	0	0	0	0	0	0	0	8
14:45	1	4	1	0	0	0	0	0	0	0	0	0	0	6
15:00	3	3	1	0	0	0	0	0	0	0	0	0	0	7
15:15	3	3	1	0	0	0	0	0	0	0	0	0	0	7
15:30	3	7	0	0	0	0	0	0	0	0	0	0	0	10
15:45	2	2	0	0	0	0	0	0	0	0	0	0	0	4
16:00	0	2	0	0	0	0	0	0	0	0	0	0	0	2
16:15	2	3	0	0	0	0	0	0	0	0	0	0	0	5
16:30	4	1	0	0	0	0	0	0	0	0	0	0	0	5
16:45	3	1	0	0	0	0	0	0	0	0	0	0	0	4
17:00	1	1	0	0	0	0	0	0	0	0	0	0	0	2
17:15	3	1	1	0	0	0	0	0	0	0	0	0	0	5
17:30	1	3	2	0	0	0	0	0	0	0	0	0	0	6
17:45	0	4	1	0	0	0	0	0	0	0	0	0	0	5
18:00	0	2	1	0	0	0	0	0	0	0	0	0	0	3
18:15	1	1	0	0	0	0	0	0	0	0	0	0	0	2
18:30	1	1	0	0	0	0	0	0	0	0	0	0	0	2
18:45	1	2	2	0	0	0	0	0	0	0	0	0	0	5
19:00	3	4	1	0	0	0	0	0	0	0	0	0	0	8
19:15	1	2	0	0	0	0	0	0	0	0	0	0	0	3
19:30	1	1	1	0	0	0	0	0	0	0	0	0	0	3
19:45	0	3	0	0	0	0	0	0	0	0	0	0	0	3
20:00	1	0	0	0	0	0	0	0	0	0	0	0	0	1
20:15	1	0	0	1	0	0	0	0	0	0	0	0	0	2
20:30	0	0	0	0	0	0	0	0	0	0	0	0	0	0
20:45	1	4	0	0	0	0	0	0	0	0	0	0	0	5
21:00	1	0	0	0	0	0	0	0	0	0	0	0	0	1
21:15	3	0	0	0	0	0	0	0	0	0	0	0	0	3
21:30	1	0	0	0	0	0	0	0	0	0	0	0	0	1
21:45	0	1	0	0	0	0	0	0	0	0	0	0	0	1
22:00	1	0	0	0	0	0	0	0	0	0	0	0	0	1
22:15	0	1	1	0	0	0	0	0	0	0	0	0	0	2
22:30	0	0	0	0	0	0	0	0	0	0	0	0	0	0
22:45	0	1	0	0	0	0	0	0	0	0	0	0	0	1
23:00	0	0	0	0	0	0	0	0	0	0	0	0	0	0
23:15	0	0	0	0	0	0	0	0	0	0	0	0	0	0
23:30	0	0	0	0	0	0	0	0	0	0	0	0	0	0
23:45	1	0	0	0	0	0	0	0	0	0	0	0	0	1
ADT	176	113	72	2	1									271
% of Totals	66%	43%	28%	1%	0%									100%
AM Volumes	55	34	6	0	1	0	0	0	0	0	0	0	0	96
% AM	20%	12%	2%	0%	0%									35%
AM Peak Hour	09:30	11:45	08:00		06:45									11:45
Volume	13	16	2		1									28
PM Volumes	71	85	22	2	0	0	0	0	0	0	0	0	0	180
% PM	26%	31%	8%	1%	0%									65%
PM Peak Hour	13:00	16:45	12:30	13:30										14:45
Volume	13	17	5	1										30
Directional Peak Periods														
All Classes			AM 7-9			NOON 12-2			PM 4-6			Off Peak Volumes		
Volume	29	11%	Volume	50	18%	Volume	34	12%	Volume	163	59%			
Percentiles														
Street Name	Direction	15th	50th	Average	85th	95th	ADT							
S Orchard Dr	North Bound	13	18	18	23	25	223							
S Orchard Dr	South Bound	8	16	15	20	23	276							

Prepared by National Data & Surveying Services
SPEED
 S Orchard Dr Bet. W Oak St & W Alameda Ave

Day: Thursday
 Date: 1/20/2022

City: Burbank
 Project #: CA22_020022_015

Summary

Time	<15	15-19	20-24	25-29	30-34	35-39	40-44	45-49	50-54	55-59	60-64	65-69	70+	Total
00:00 AM	0	0	0	0	0	0	0	0	0	0	0	0	0	0
00:15	0	0	0	0	0	0	0	0	0	0	0	0	0	0
00:30	0	0	0	0	0	0	0	0	0	0	0	0	0	0
00:45	0	1	0	0	0	0	0	0	0	0	0	0	0	1
01:00	0	1	0	0	0	0	0	0	0	0	0	0	0	1
01:15	1	0	0	0	0	0	0	0	0	0	0	0	0	1
01:30	0	0	0	0	0	0	0	0	0	0	0	0	0	0
01:45	0	0	0	0	0	0	0	0	0	0	0	0	0	0
02:00	0	0	1	0	0	0	0	0	0	0	0	0	0	1
02:15	0	0	0	0	0	0	0	0	0	0	0	0	0	0
02:30	0	0	0	0	0	0	0	0	0	0	0	0	0	0
02:45	0	0	0	0	0	0	0	0	0	0	0	0	0	0
03:00	1	0	0	0	0	0	0	0	0	0	0	0	0	1
03:15	0	0	0	0	0	0	0	0	0	0	0	0	0	0
03:30	0	0	0	0	0	0	0	0	0	0	0	0	0	0
03:45	0	0	0	0	0	0	0	0	0	0	0	0	0	0
04:00	0	0	0	0	0	0	0	0	0	0	0	0	0	0
04:15	0	0	0	0	0	0	0	0	0	0	0	0	0	0
04:30	0	0	0	0	0	0	0	0	0	0	0	0	0	0
04:45	0	0	0	0	0	0	0	0	0	0	0	0	0	0
05:00	1	0	0	0	0	0	0	0	0	0	0	0	0	1
05:15	0	0	0	0	0	0	0	0	0	0	0	0	0	0
05:30	0	0	0	0	0	0	0	0	0	0	0	0	0	0
05:45	4	0	1	0	0	0	0	0	0	0	0	0	0	5
06:00	2	1	0	0	0	0	0	0	0	0	0	0	0	3
06:15	1	4	0	0	0	0	0	0	0	0	0	0	0	5
06:30	1	0	0	0	0	0	0	0	0	0	0	0	0	1
06:45	1	0	0	0	0	0	0	0	0	0	0	0	0	1
07:00	1	1	0	1	0	0	0	0	0	0	0	0	0	3
07:15	1	0	0	0	0	0	0	0	0	0	0	1	0	1
07:30	2	1	1	0	1	0	0	0	0	0	0	0	0	5
07:45	2	6	2	0	0	0	0	0	0	0	0	0	0	10
08:00	5	4	1	0	0	0	0	0	0	0	0	0	0	10
08:15	4	4	1	0	0	0	0	0	0	0	0	0	0	9
08:30	3	4	0	0	0	0	0	0	0	0	0	0	0	7
08:45	3	2	3	0	1	0	0	0	0	0	0	0	0	9
09:00	1	2	1	0	0	0	0	0	0	0	0	0	0	4
09:15	5	1	0	0	0	0	0	0	0	0	0	0	0	6
09:30	3	8	0	2	0	0	0	0	0	0	0	0	0	13
09:45	3	4	4	0	0	0	0	0	0	0	0	0	0	11
10:00	10	2	2	0	0	0	0	0	0	0	0	0	0	14
10:15	1	4	0	0	0	0	0	0	0	0	0	0	0	5
10:30	4	5	0	0	0	0	0	0	0	0	0	0	0	9
10:45	1	3	0	0	0	0	0	0	0	0	0	0	0	4
11:00	3	4	2	0	0	0	0	0	0	0	0	0	0	9
11:15	2	3	3	0	0	0	0	0	0	0	0	0	0	8
11:30	2	1	0	0	0	0	0	0	0	0	0	0	0	3
11:45	5	4	0	0	0	0	0	0	0	0	0	0	0	9
12:00 PM	2	9	0	0	0	0	0	0	0	0	0	0	0	11
12:15	2	5	1	0	0	0	0	0	0	0	0	0	0	8
12:30	5	6	1	0	0	0	0	0	0	0	0	0	0	12
12:45	1	9	3	0	0	0	0	0	0	0	0	0	0	13
13:00	4	6	7	0	0	0	0	0	0	0	0	0	0	17
13:15	2	3	2	0	0	0	0	0	0	0	0	0	0	7
13:30	3	6	1	0	0	0	0	0	0	0	0	0	0	10
13:45	4	3	1	0	0	0	0	0	0	0	0	0	0	9
14:00	1	4	3	0	0	0	0	0	0	0	0	0	0	8
14:15	3	2	2	1	0	0	0	0	0	0	0	0	0	8
14:30	6	4	4	0	0	0	0	0	0	0	0	0	0	14
14:45	1	5	2	0	0	0	0	0	0	0	0	0	0	8
15:00	3	7	2	0	0	0	0	0	0	0	0	0	0	12
15:15	3	4	2	1	0	0	0	0	0	0	0	0	0	10
15:30	3	8	4	0	0	0	0	0	0	0	0	0	0	15
15:45	2	5	3	0	0	0	0	0	0	0	0	0	0	10
16:00	1	5	1	0	0	0	0	0	0	0	0	0	0	7
16:15	5	4	0	1	0	0	0	0	0	0	0	0	0	10
16:30	6	3	1	1	0	0	0	0	0	0	0	0	0	11
16:45	4	4	0	0	0	0	0	0	0	0	0	0	0	8
17:00	2	2	3	0	0	0	0	0	0	0	0	0	0	7
17:15	3	2	1	0	0	0	0	0	0	0	0	0	0	6
17:30	2	5	4	1	0	0	0	0	0	0	0	0	0	12
17:45	3	5	1	0	0	0	0	0	0	0	0	0	0	9
18:00	0	7	1	0	0	0	0	0	0	0	0	0	0	8
18:15	1	2	1	0	0	0	0	0	0	0	0	0	0	4
18:30	1	3	0	0	0	0	0	0	0	0	0	0	0	4
18:45	2	4	4	0	0	0	0	0	0	0	0	0	0	10
19:00	3	4	2	0	0	0	0	0	0	0	0	0	0	9
19:15	1	3	1	0	0	0	0	0	0	0	0	0	0	5
19:30	3	1	1	0	0	0	0	0	0	0	0	0	0	5
19:45	0	8	0	0	0	0	0	0	0	0	0	0	0	8
20:00	1	2	0	0	0	0	0	0	0	0	0	0	0	3
20:15	2	1	0	1	0	0	0	0	0	0	0	0	0	4
20:30	1	0	1	0	0	0	0	0	0	0	0	0	0	2
20:45	1	5	0	0	0	0	0	0	0	0	0	0	0	6
21:00	2	0	1	0	0	0	0	0	0	0	0	0	0	3
21:15	3	0	0	0	0	0	0	0	0	0	0	0	0	3
21:30	1	0	0	0	0	0	0	0	0	0	0	0	0	1
21:45	0	1	0	0	0	0	0	0	0	0	0	0	0	1
22:00	1	0	0	0	0	0	0	0	0	0	0	0	0	1
22:15	0	1	0	0	0	0	0	0	0	0	0	0	0	2
22:30	0	0	2	0	0	0	0	0	0	0	0	0	0	2
22:45	0	1	0	0	0	0	0	0	0	0	0	0	0	1
23:00	0	0	0	0	0	0	0	0	0	0	0	0	0	0
23:15	0	0	0	0	0	0	0	0	0	0	0	0	0	0
23:30	2	0	1	0	0	0	0	0	0	0	0	0	0	3
23:45	1	1	0	0	0	0	0	0	0	0	0	0	0	2
All Totals	170	270	177	10	2									629
% of Totals	34%	46%	37%	2%	0%									100%
AM Volumes	73	70	22	3	2									170
% AM	13%	14%	4%	1%	0%									33%
AM Peak Hour	09:15	11:45	09:15	08:45	06:45									09:15
Volume	21	24	8	2	1									44
PM Volumes	97	160	156	7	0									629
% PM	19%	32%	33%	1%	0%									66%
PM Peak Hour	16:15	12:00	12:30	13:30										12:15
Volume	11	28	13	2										50
Directional Peak Periods	AM 7-9		NOON 12-2		PM 4-6		Off Peak Volumes							
All Classes	Volume	54	%	11%	Volume	87	%	17%	Volume	70	%	14%	Volume	288
Street Name	Direction	15th	50th	Percentiles		85th	95th	ADT						
S Orchard Dr	Summary	9	17	16	21	24	499							

SPEED

S Orchard Dr Bet. W Oak St & W Alameda Ave

Day: Thursday
Date: 1/20/2022

City: Burbank
Project #: CA22_020022_015n

North Bound

Time	< 15	15 - 19	20 - 24	25 - 29	30 - 34	35 - 39	40 - 44	45 - 49	50 - 54	55 - 59	60 - 64	65 - 69	70 +	Total
00:00 AM	0	0	0	0	0	0	0	0	0	0	0	0	0	0
01:00	0	1	0	0	0	0	0	0	0	0	0	0	0	1
02:00	0	0	0	0	0	0	0	0	0	0	0	0	0	0
03:00	1	0	0	0	0	0	0	0	0	0	0	0	0	1
04:00	0	0	0	0	0	0	0	0	0	0	0	0	0	0
05:00	1	0	1	0	0	0	0	0	0	0	0	0	0	2
06:00	0	4	0	0	0	0	0	0	0	0	0	0	0	4
07:00	0	3	3	1	0	0	0	0	0	0	0	0	0	7
08:00	5	9	3	0	1	0	0	0	0	0	0	0	0	18
09:00	5	6	4	2	0	0	0	0	0	0	0	0	0	17
10:00	4	8	1	0	0	0	0	0	0	0	0	0	0	13
11:00	2	5	4	0	0	0	0	0	0	0	0	0	0	11
12:00 PM	2	15	3	0	0	0	0	0	0	0	0	0	0	20
13:00	1	9	6	1	0	0	0	0	0	0	0	0	0	17
14:00	3	7	8	0	0	0	0	0	0	0	0	0	0	18
15:00	0	9	9	1	0	0	0	0	0	0	0	0	0	19
16:00	7	9	2	2	0	0	0	0	0	0	0	0	0	20
17:00	5	5	5	1	0	0	0	0	0	0	0	0	0	16
18:00	1	10	3	0	0	0	0	0	0	0	0	0	0	14
19:00	2	6	2	0	0	0	0	0	0	0	0	0	0	10
20:00	2	4	1	0	0	0	0	0	0	0	0	0	0	7
21:00	1	0	1	0	0	0	0	0	0	0	0	0	0	2
22:00	0	0	2	0	0	0	0	0	0	0	0	0	0	2
23:00	2	1	1	0	0	0	0	0	0	0	0	0	0	4
Totals	44	111	59	8	1									223
% of Totals	20%	50%	26%	4%	0%									100%

AM Volumes	18	36	16	3	1	0	0	0	0	0	0	0	0	74		
% AM	8%	16%	7%	1%	0%									33%		
AM Peak Hour	08:00	08:00	09:00	09:00	08:00									08:00		
Volume	5	9	4	2	1									18		
PM Volumes	26	75	43	5	0	0	0	0	0	0	0	0	0	149		
% PM	12%	34%	19%	2%										67%		
PM Peak Hour	16:00	12:00	15:00	16:00										12:00		
Volume	7	15	9	2										20		
Directional Peak Periods		AM 7-9				NOON 12-2				PM 4-6				Off Peak Volumes		
All Speeds		Volume	↔		%	Volume	↔		%	Volume	↔		%	Volume	↔	
		25			11%	37			17%	36			16%	125		

Street Name	Direction	Percentiles					
		15th	50th	Average	85th	95th	ADT
S Orchard Dr	North Bound	13	18	18	23	25	223
S Orchard Dr	South Bound	8	16	15	20	23	276

SPEED

S Orchard Dr Bet. W Oak St & W Alameda Ave

Day: Thursday

Date: 1/20/2022

City: Burbank

Project #: CA22_020022_015s

South Bound

Time	< 15	15 - 19	20 - 24	25 - 29	30 - 34	35 - 39	40 - 44	45 - 49	50 - 54	55 - 59	60 - 64	65 - 69	70 +	Total
00:00 AM	0	1	0	0	0	0	0	0	0	0	0	0	0	1
01:00	1	0	0	0	0	0	0	0	0	0	0	0	0	1
02:00	0	0	1	0	0	0	0	0	0	0	0	0	0	1
03:00	0	0	0	0	0	0	0	0	0	0	0	0	0	0
04:00	0	0	0	0	0	0	0	0	0	0	0	0	0	0
05:00	4	0	0	0	0	0	0	0	0	0	0	0	0	4
06:00	5	1	0	0	0	0	0	0	0	0	0	0	0	6
07:00	6	5	0	0	1	0	0	0	0	0	0	0	0	12
08:00	10	5	2	0	0	0	0	0	0	0	0	0	0	17
09:00	7	9	1	0	0	0	0	0	0	0	0	0	0	17
10:00	12	6	1	0	0	0	0	0	0	0	0	0	0	19
11:00	10	7	1	0	0	0	0	0	0	0	0	0	0	18
12:00 PM	8	14	2	0	0	0	0	0	0	0	0	0	0	24
13:00	12	9	5	0	0	0	0	0	0	0	0	0	0	26
14:00	8	8	3	1	0	0	0	0	0	0	0	0	0	20
15:00	11	15	2	0	0	0	0	0	0	0	0	0	0	28
16:00	9	7	0	0	0	0	0	0	0	0	0	0	0	16
17:00	5	9	4	0	0	0	0	0	0	0	0	0	0	18
18:00	3	6	3	0	0	0	0	0	0	0	0	0	0	12
19:00	5	10	2	0	0	0	0	0	0	0	0	0	0	17
20:00	3	4	0	1	0	0	0	0	0	0	0	0	0	8
21:00	5	1	0	0	0	0	0	0	0	0	0	0	0	6
22:00	1	2	1	0	0	0	0	0	0	0	0	0	0	4
23:00	1	0	0	0	0	0	0	0	0	0	0	0	0	1
Totals	126	119	28	2	1									276
% of Totals	46%	43%	10%	1%	0%									100%

AM Volumes	55	34	6	0	1	0	0	0	0	0	0	0	0	96
% AM	20%	12%	2%		0%									35%
AM Peak Hour	10:00	09:00	08:00		07:00									10:00
Volume	12	9	2		1									19
PM Volumes	71	85	22	2	0	0	0	0	0	0	0	0	0	180
% PM	26%	31%	8%	1%										65%
PM Peak Hour	13:00	15:00	13:00	14:00										15:00
Volume	12	15	5	1										28
Directional Peak Periods		AM 7-9				NOON 12-2				PM 4-6		Off Peak Volumes		
All Speeds		Volume		%	Volume		%	Volume		%	Volume		%	
		29	↔	11%	50	↔	18%	34	↔	12%	163	↔	59%	

Street Name	Direction	Percentiles					
		15th	50th	Average	85th	95th	ADT
S Orchard Dr	North Bound	13	18	18	23	25	223
S Orchard Dr	South Bound	8	16	15	20	23	276

SPEED

S Orchard Dr Bet. W Oak St & W Alameda Ave

Day: Thursday
Date: 1/20/2022

City: Burbank
Project #: CA22_020022_015

Summary

Time	< 15	15 - 19	20 - 24	25 - 29	30 - 34	35 - 39	40 - 44	45 - 49	50 - 54	55 - 59	60 - 64	65 - 69	70 +	Total
00:00 AM	0	1	0	0	0	0	0	0	0	0	0	0	0	1
01:00	1	1	0	0	0	0	0	0	0	0	0	0	0	2
02:00	0	0	1	0	0	0	0	0	0	0	0	0	0	1
03:00	1	0	0	0	0	0	0	0	0	0	0	0	0	1
04:00	0	0	0	0	0	0	0	0	0	0	0	0	0	0
05:00	5	0	1	0	0	0	0	0	0	0	0	0	0	6
06:00	5	5	0	0	0	0	0	0	0	0	0	0	0	10
07:00	6	8	3	1	1	0	0	0	0	0	0	0	0	19
08:00	15	14	5	0	1	0	0	0	0	0	0	0	0	35
09:00	12	15	5	2	0	0	0	0	0	0	0	0	0	34
10:00	16	14	2	0	0	0	0	0	0	0	0	0	0	32
11:00	12	12	5	0	0	0	0	0	0	0	0	0	0	29
12:00 PM	10	29	5	0	0	0	0	0	0	0	0	0	0	44
13:00	13	18	11	1	0	0	0	0	0	0	0	0	0	43
14:00	11	15	11	1	0	0	0	0	0	0	0	0	0	38
15:00	11	24	11	1	0	0	0	0	0	0	0	0	0	47
16:00	16	16	2	2	0	0	0	0	0	0	0	0	0	36
17:00	10	14	9	1	0	0	0	0	0	0	0	0	0	34
18:00	4	16	6	0	0	0	0	0	0	0	0	0	0	26
19:00	7	16	4	0	0	0	0	0	0	0	0	0	0	27
20:00	5	8	1	1	0	0	0	0	0	0	0	0	0	15
21:00	6	1	1	0	0	0	0	0	0	0	0	0	0	8
22:00	1	2	3	0	0	0	0	0	0	0	0	0	0	6
23:00	3	1	1	0	0	0	0	0	0	0	0	0	0	5
Totals	170	230	87	10	2									499
% of Totals	34%	46%	17%	2%	0%									100%

AM Volumes	73	70	22	3	2	0	0	0	0	0	0	0	0	170		
% AM	15%	14%	4%	1%	0%									34%		
AM Peak Hour	10:00	09:00	08:00	09:00	07:00									08:00		
Volume	16	15	5	2	1									35		
PM Volumes	97	160	65	7	0	0	0	0	0	0	0	0	0	329		
% PM	19%	32%	13%	1%										66%		
PM Peak Hour	16:00	12:00	13:00	16:00										15:00		
Volume	16	29	11	2										47		
Directional Peak Periods		AM 7-9				NOON 12-2				PM 4-6				Off Peak Volumes		
All Speeds		Volume	↔		%	Volume	↔		%	Volume	↔		%	Volume	↔	
		54			11%	87			17%	70			14%	288		

Street Name	Direction	Percentiles					
		15th	50th	Average	85th	95th	ADT
S Orchard Dr	Summary	9	17	16	21	24	499

VOLUME

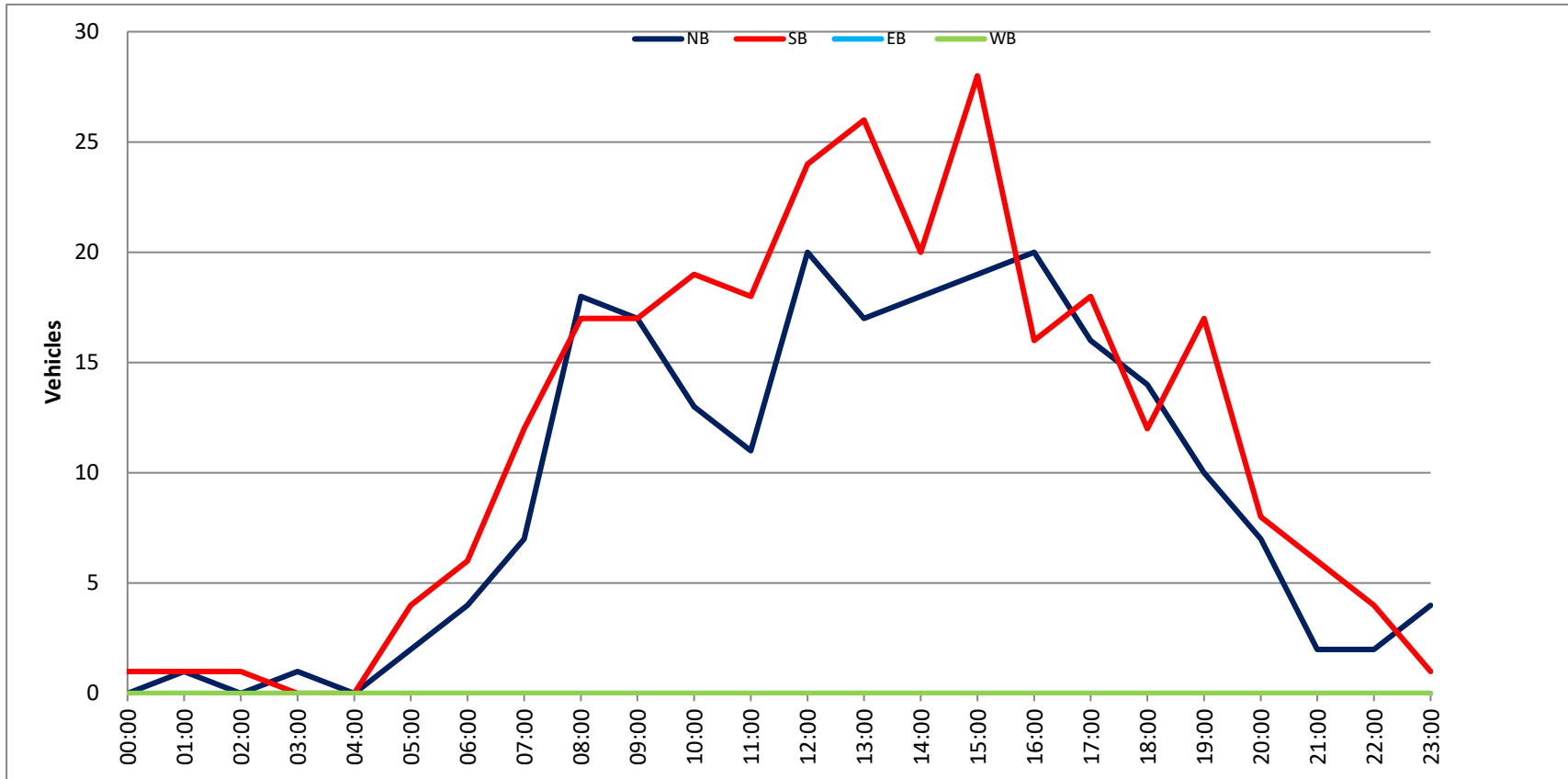
S Orchard Dr Bet. W Oak St & W Alameda Ave

Day: Thursday
 Date: 1/20/2022

City: Burbank
 Project #: CA22_020022_015

DAILY TOTALS					NB	SB	EB	WB	Total		
					223	276	0	0	499		
AM Period	NB	SB	EB	WB	TOTAL	PM Period	NB	SB	EB	WB	TOTAL
00:00	0	0	0	0		12:00	4	7	0	0	11
00:15	0	0	0	0		12:15	3	5	0	0	8
00:30	0	0	0	0		12:30	4	8	0	0	12
00:45	0	1	1	0	1 1	12:45	9	20	4	24	13 44
01:00	1	0	0	0	1	13:00	7	10	0	0	17
01:15	0	1	0	0	1	13:15	5	2	0	0	7
01:30	0	0	0	0		13:30	3	7	0	0	10
01:45	0	1	0	1	0 2	13:45	2	17	7	26	9 43
02:00	0	1	0	0	1	14:00	6	2	0	0	8
02:15	0	0	0	0		14:15	4	4	0	0	8
02:30	0	0	0	0		14:30	6	8	0	0	14
02:45	0	0	1	0	0 1	14:45	2	18	6	20	8 38
03:00	1	0	0	0	1	15:00	5	7	0	0	12
03:15	0	0	0	0		15:15	3	7	0	0	10
03:30	0	0	0	0		15:30	5	10	0	0	15
03:45	0	1	0	0	0 1	15:45	6	19	4	28	10 47
04:00	0	0	0	0		16:00	5	2	0	0	7
04:15	0	0	0	0		16:15	5	5	0	0	10
04:30	0	0	0	0		16:30	6	5	0	0	11
04:45	0	0	0	0		16:45	4	20	4	16	8 36
05:00	0	1	0	0	1	17:00	5	2	0	0	7
05:15	0	0	0	0		17:15	1	5	0	0	6
05:30	0	0	0	0		17:30	6	6	0	0	12
05:45	2	2	3	4	0 6	17:45	4	16	5	18	9 34
06:00	1	2	0	0	3	18:00	5	3	0	0	8
06:15	3	2	0	0	5	18:15	2	2	0	0	4
06:30	0	1	0	0	1	18:30	2	2	0	0	4
06:45	0	4	1	6	0 10	18:45	5	14	5	12	10 26
07:00	1	2	0	0	3	19:00	1	8	0	0	9
07:15	0	1	0	0	1	19:15	2	3	0	0	5
07:30	2	3	0	0	5	19:30	2	3	0	0	5
07:45	4	7	6	12	0 19	19:45	5	10	3	17	8 27
08:00	4	6	0	0	10	20:00	2	1	0	0	3
08:15	5	4	0	0	9	20:15	2	2	0	0	4
08:30	3	4	0	0	7	20:30	2	0	0	0	2
08:45	6	18	3	17	0 35	20:45	1	7	5	8	6 15
09:00	1	3	0	0	4	21:00	2	1	0	0	3
09:15	5	1	0	0	6	21:15	0	3	0	0	3
09:30	6	7	0	0	13	21:30	0	1	0	0	1
09:45	5	17	6	17	0 34	21:45	0	2	1	6	1 8
10:00	5	9	0	0	14	22:00	0	1	0	0	1
10:15	2	3	0	0	5	22:15	0	2	0	0	2
10:30	3	6	0	0	9	22:30	2	0	0	0	2
10:45	3	13	1	19	0 32	22:45	0	2	1	4	1 6
11:00	4	5	0	0	9	23:00	0	0	0	0	
11:15	5	3	0	0	8	23:15	0	0	0	0	
11:30	1	2	0	0	3	23:30	3	0	0	0	3
11:45	1	11	8	18	0 29	23:45	1	4	1	1	2 5
TOTALS	74	96			170	TOTALS	149	180			329
SPLIT %	43.5%	56.5%			34.1%	SPLIT %	45.3%	54.7%			65.9%

DAILY TOTALS					NB	SB	EB	WB	Total
					223	276	0	0	499
AM Peak Hour	09:15	11:45		09:15	PM Peak Hour	12:30	14:45	12:15	
AM Pk Volume	21	28		44	PM Pk Volume	25	30	50	
Pk Hr Factor	0.875	0.875		0.786	Pk Hr Factor	0.694	0.750	0.735	
7 - 9 Volume	25	29	0	54	4 - 6 Volume	36	34	0	70
7 - 9 Peak Hour	08:00	07:45		07:45	4 - 6 Peak Hour	16:00	17:00	16:00	
7 - 9 Pk Volume	18	20	0	36	4 - 6 Pk Volume	20	18	0	36
Pk Hr Factor	0.750	0.833	0.000	0.900	Pk Hr Factor	0.833	0.750	0.000	0.818



SPEED

S Orchard Dr Bet. W Olive Ave & W Oak St

Day: Tuesday
Date: 2/17/2022

City: Burbank
Project #: CA22_020022_014n

North Bound

Time	<15	15 - 19	20 - 24	25 - 29	30 - 34	35 - 39	40 - 44	45 - 49	50 - 54	55 - 59	60 - 64	65 - 69	70 +	Total
0:00 AM	0	0	0	0	0	0	0	0	0	0	0	0	0	0
0:15	0	0	0	0	0	0	0	0	0	0	0	0	0	0
0:30	0	0	0	0	0	0	0	0	0	0	0	0	0	0
0:45	0	0	0	0	0	0	0	0	0	0	0	0	0	0
1:00	0	0	0	0	0	0	0	0	0	0	0	0	0	0
1:15	0	0	0	0	0	0	0	0	0	0	0	0	0	0
1:30	0	0	0	0	0	0	0	0	0	0	0	0	0	0
1:45	1	0	0	1	0	0	0	0	0	0	0	0	0	2
2:00	0	0	1	0	0	0	0	0	0	0	0	0	0	1
2:15	0	0	0	0	0	0	0	0	0	0	0	0	0	0
2:30	0	0	0	0	0	0	0	0	0	0	0	0	0	0
2:45	0	0	0	0	0	0	0	0	0	0	0	0	0	0
3:00	0	0	0	0	0	0	0	0	0	0	0	0	0	0
3:15	0	0	0	0	0	0	0	0	0	0	0	0	0	0
3:30	0	0	0	0	0	0	0	0	0	0	0	0	0	0
3:45	0	0	0	0	0	0	0	0	0	0	0	0	0	0
4:00	0	0	0	0	0	0	0	0	0	0	0	0	0	0
4:15	0	0	0	0	0	0	0	0	0	0	0	0	0	0
4:30	0	0	0	0	0	0	0	0	0	0	0	0	0	0
4:45	0	0	0	0	0	0	0	0	0	0	0	0	0	0
5:00	0	0	0	1	0	0	0	0	0	0	0	0	0	1
5:15	0	0	2	0	0	0	0	0	0	0	0	0	0	2
5:30	0	0	1	1	0	0	0	0	0	0	0	0	0	2
5:45	0	0	0	0	0	0	0	0	0	0	0	0	0	0
6:00	0	0	0	0	0	0	0	0	0	0	0	0	0	0
6:15	0	0	0	1	0	0	0	0	0	0	0	0	0	1
6:30	0	0	1	2	0	0	0	0	0	0	0	0	0	3
6:45	0	1	1	1	0	0	0	0	0	0	0	0	0	3
7:00	0	0	1	0	0	0	0	0	0	0	0	0	0	1
7:15	0	0	0	0	0	0	0	0	0	0	0	0	0	0
7:30	2	1	1	1	0	0	0	0	0	0	0	0	0	5
7:45	0	1	2	3	0	0	0	0	0	0	0	0	0	6
8:00	0	0	1	0	0	0	0	0	0	0	0	0	0	1
8:15	0	1	0	0	0	0	0	0	0	0	0	0	0	1
8:30	0	2	2	2	0	0	0	0	0	0	0	0	0	6
8:45	1	1	0	1	0	0	0	0	0	0	0	0	0	3
9:00	1	0	3	0	1	0	0	0	0	0	0	0	0	5
9:15	0	2	2	0	0	0	0	0	0	0	0	0	0	4
9:30	1	1	2	1	0	0	0	0	0	0	0	0	0	5
9:45	0	0	0	1	0	0	0	0	0	0	0	0	0	1
10:00	2	0	6	0	0	0	0	0	0	0	0	0	0	8
10:15	0	1	1	2	0	0	0	0	0	0	0	0	0	4
10:30	1	3	1	0	0	0	0	0	0	0	0	0	0	5
10:45	0	2	2	0	0	0	0	0	0	0	0	0	0	4
11:00	0	2	3	1	0	0	0	0	0	0	0	0	0	6
11:15	1	0	0	0	0	0	0	0	0	0	0	0	0	1
11:30	0	1	1	0	0	0	0	0	0	0	0	0	0	2
11:45	0	2	1	0	0	0	0	0	0	0	0	0	0	3
12:00 PM	3	0	1	0	1	0	0	0	0	0	0	0	0	5
12:15	1	4	1	0	0	0	0	0	0	0	0	0	0	6
12:30	1	1	0	0	0	0	0	0	0	0	0	0	0	2
12:45	1	1	0	0	0	0	0	0	0	0	0	0	0	2
13:00	0	1	2	0	0	0	0	0	0	0	0	0	0	3
13:15	2	0	0	1	0	0	0	0	0	0	0	0	0	3
13:30	1	3	1	1	0	0	0	0	0	0	0	0	0	6
13:45	0	3	2	0	0	0	0	0	0	0	0	0	0	5
14:00	2	0	0	0	0	0	0	0	0	0	0	0	0	2
14:15	2	1	3	1	0	0	0	0	0	0	0	0	0	7
14:30	2	1	3	1	0	0	0	0	0	0	0	0	0	7
14:45	1	0	2	0	0	0	0	0	0	0	0	0	0	3
15:00	1	3	0	0	0	0	0	0	0	0	0	0	0	5
15:15	0	0	2	3	0	0	0	0	0	0	0	0	0	5
15:30	1	1	1	2	0	0	0	0	0	0	0	0	0	5
15:45	0	3	5	1	0	0	0	0	0	0	0	0	0	9
16:00	1	0	3	0	0	0	0	0	0	0	0	0	0	4
16:15	0	0	6	0	0	0	0	0	0	0	0	0	0	6
16:30	2	0	1	2	0	0	0	0	0	0	0	0	0	5
16:45	0	4	0	0	0	0	0	0	0	0	0	0	0	4
17:00	1	1	0	1	0	0	0	0	0	0	0	0	0	3
17:15	0	0	1	2	0	0	0	0	0	0	0	0	0	3
17:30	1	0	1	0	0	0	0	0	0	0	0	0	0	2
17:45	1	0	1	0	0	0	0	0	0	0	0	0	0	2
18:00	1	1	0	1	0	0	0	0	0	0	0	0	0	3
18:15	1	0	1	3	0	0	0	0	0	0	0	0	0	5
18:30	0	1	1	0	0	0	0	0	0	0	0	0	0	3
18:45	0	1	2	0	0	0	0	0	0	0	0	0	0	3
19:00	0	0	3	1	0	0	0	0	0	0	0	0	0	4
19:15	0	0	0	0	0	0	0	0	0	0	0	0	0	0
19:30	0	0	0	0	0	0	0	0	0	0	0	0	0	0
19:45	0	0	0	0	0	0	0	0	0	0	0	0	0	0
20:00	0	0	0	0	0	0	0	0	0	0	0	0	0	0
20:15	0	0	1	2	0	1	0	0	0	0	0	0	0	4
20:30	1	0	1	0	0	0	0	0	0	0	0	0	0	2
20:45	2	0	2	1	0	0	0	0	0	0	0	0	0	5
21:00	0	0	0	2	0	0	0	0	0	0	0	0	0	2
21:15	0	0	0	1	0	0	0	0	0	0	0	0	0	1
21:30	0	0	1	0	0	0	0	0	0	0	0	0	0	1
21:45	0	0	2	0	0	0	0	0	0	0	0	0	0	2
22:00	0	0	0	0	0	0	0	0	0	0	0	0	0	0
22:15	0	0	0	0	0	0	0	0	0	0	0	0	0	0
22:30	0	0	0	0	0	0	0	0	0	0	0	0	0	0
22:45	0	0	0	0	0	0	0	0	0	0	0	0	0	0
23:00	0	0	0	0	0	0	0	0	0	0	0	0	0	0
23:15	0	0	0	0	0	0	0	0	0	0	0	0	0	0
23:30	0	0	0	0	0	0	0	0	0	0	0	0	0	0
23:45	0	0	0	0	0	0	0	0	0	0	0	0	0	0
% of Totals	1%	2%	17%	6%	6%	1%	1%	1%	1%	1%	1%	1%	1%	7%
% of Totals	18%	21%	38%	20%	3%	0%								100%
AM Volumes	17	19	35	19	1	0	0	0	0	0	0	0	0	88
% AMH	5%	8%	15%	8%	0%									37%
AM Peak Hour Volume	11:45	10:35	9:35	7:45	8:15									1000
	7	8	10	5	1									21
PM Volumes	49	30	52	27	5	1	0	0	0	0	0	0	0	168
% PMH	19%	13%	23%	12%	2%	0%								63%
PM Peak Hour Volume	14:00	12:15	15:30	15:00	16:45	19:30								1500
	1	7	15	6	3									28
Directional Peak Periods	AM 7-9				NOON 12-2				PM 4-6				Off Peak Volumes	
All Classes	Volume 23 ← 10%				Volume 32 ← 14%				Volume 32 ← 14%				Volume 143 ← 62%	
Street Name	Direction	15th	50th	Average	85th	95th	ADT							
S Orchard Dr	North Bound	13	21	21	27	30	230							
S Orchard Dr	South Bound	11	19	19	25	29	246							

SPEED

S Orchard Dr Bet. W Olive Ave & W Oak St

Day: Tuesday
Date: 2/1/2022

City: Burbank
Project #: CA22_020022_014s

South Bound

Time	<15	15-19	20-24	25-29	30-34	35-39	40-44	45-49	50-54	55-59	60-64	65-69	70+	Total
0:00 AM	0	0	0	0	0	0	0	0	0	0	0	0	0	0
0:15	0	0	0	0	0	0	0	0	0	0	0	0	0	0
0:30	0	0	0	0	0	0	0	0	0	0	0	0	0	0
0:45	0	0	0	0	0	0	0	0	0	0	0	0	0	0
1:00	0	0	0	0	0	0	0	0	0	0	0	0	0	0
1:15	0	0	0	0	0	0	0	0	0	0	0	0	0	0
1:30	0	0	0	0	0	0	0	0	0	0	0	0	0	0
1:45	0	0	1	0	0	0	0	0	0	0	0	0	0	1
2:00	0	0	0	0	0	0	0	0	0	0	0	0	0	0
2:15	0	0	0	0	0	0	0	0	0	0	0	0	0	0
2:30	0	0	0	0	0	0	0	0	0	0	0	0	0	0
2:45	0	0	0	0	0	0	0	0	0	0	0	0	0	0
3:00	0	0	0	0	0	0	0	0	0	0	0	0	0	0
3:15	0	0	0	0	0	0	0	0	0	0	0	0	0	0
3:30	0	0	0	0	0	0	0	0	0	0	0	0	0	0
3:45	0	0	0	0	0	0	0	0	0	0	0	0	0	0
4:00	0	0	0	0	0	0	0	0	0	0	0	0	0	0
4:15	0	0	0	0	0	0	0	0	0	0	0	0	0	0
4:30	0	0	0	0	0	0	0	0	0	0	0	0	0	0
4:45	0	0	0	0	0	0	0	0	0	0	0	0	0	0
5:00	0	0	0	0	0	0	0	0	0	0	0	0	0	0
5:15	0	0	1	0	0	0	0	0	0	0	0	0	0	1
5:30	0	0	1	0	0	0	0	0	0	0	0	0	0	1
5:45	0	1	0	0	0	0	0	0	0	0	0	0	0	1
6:00	0	1	0	0	0	0	0	0	0	0	0	0	0	1
6:15	0	0	0	0	0	0	0	0	0	0	0	0	0	0
6:30	0	1	0	1	0	1	0	0	0	0	0	0	0	3
6:45	0	1	0	0	0	0	0	0	0	0	0	0	0	1
7:00	1	2	0	0	0	0	0	0	0	0	0	0	0	3
7:15	1	1	0	1	0	1	0	0	1	0	0	1	1	3
7:30	3	0	1	0	1	0	0	0	0	0	0	0	0	4
7:45	0	2	0	1	1	0	0	0	0	0	0	0	0	4
8:00	0	0	3	1	0	0	0	0	0	0	0	0	0	4
8:15	0	1	1	0	0	0	0	0	0	0	0	0	0	3
8:30	2	0	2	0	0	0	0	0	0	0	0	0	0	4
8:45	0	1	3	0	0	0	0	0	0	0	0	0	0	4
9:00	0	3	0	0	0	0	0	0	0	0	0	0	0	3
9:15	0	1	0	0	0	0	0	0	0	0	0	0	0	1
9:30	0	1	0	2	0	0	0	0	0	0	0	1	0	3
9:45	3	0	2	0	0	0	0	0	0	0	0	0	0	5
10:00	1	2	0	0	0	0	0	0	0	0	0	0	0	3
10:15	0	1	2	0	1	0	0	0	0	0	0	0	0	4
10:30	4	2	1	0	0	0	0	0	0	0	0	0	0	7
10:45	1	1	2	0	0	0	0	0	0	0	0	0	0	4
11:00	3	1	1	0	0	0	0	0	0	0	0	0	0	5
11:15	2	0	2	0	0	0	0	0	0	0	0	0	0	4
11:30	0	2	2	0	0	0	0	0	0	0	0	0	0	4
11:45	2	0	0	0	0	0	0	0	0	0	0	0	0	2
12:00 PM	1	0	1	0	1	0	0	0	0	0	0	0	0	3
12:15	3	2	1	0	0	0	0	0	0	0	0	0	0	6
12:30	0	2	2	0	0	0	0	0	0	0	0	0	0	4
12:45	2	1	0	0	0	0	0	0	0	0	0	0	0	3
13:00	2	5	0	0	0	0	0	0	0	0	0	0	0	7
13:15	1	1	0	1	0	0	0	0	0	0	0	0	0	3
13:30	1	4	0	0	0	0	0	0	0	0	0	0	0	5
13:45	1	3	1	0	0	0	0	0	0	0	0	0	0	5
14:00	2	2	3	0	0	0	0	0	0	0	0	0	0	7
14:15	1	2	5	0	0	0	0	0	0	0	0	0	0	8
14:30	2	2	0	0	0	0	0	0	0	0	0	0	0	4
14:45	1	1	1	1	0	0	0	0	0	0	0	0	0	4
15:00	2	3	3	2	0	0	0	0	0	0	0	0	0	10
15:15	0	1	0	2	0	0	0	0	0	0	0	0	0	3
15:30	1	1	1	0	0	0	0	0	0	0	0	0	0	3
15:45	1	3	3	0	0	0	0	0	0	0	0	0	0	7
16:00	1	4	0	0	0	0	0	0	0	0	0	0	0	5
16:15	1	1	3	0	0	0	0	0	0	0	0	0	0	5
16:30	4	0	1	0	1	0	0	0	0	0	0	0	0	6
16:45	1	1	3	1	0	0	0	0	0	0	0	0	0	6
17:00	0	1	1	0	0	0	0	0	0	0	0	0	0	2
17:15	2	3	1	1	0	0	0	0	0	0	0	0	0	7
17:30	1	1	3	3	0	1	1	0	1	1	0	1	1	8
17:45	0	0	0	1	0	1	0	0	0	0	0	0	0	2
18:00	0	0	0	1	0	0	0	0	0	0	0	0	0	1
18:15	0	2	5	1	0	0	0	0	0	0	0	0	0	8
18:30	1	2	1	2	0	0	0	0	0	0	0	0	0	6
18:45	0	0	0	0	0	0	0	0	0	0	0	0	0	0
19:00	1	2	0	0	0	0	0	0	0	0	0	0	0	3
19:15	0	0	1	0	0	0	0	0	0	0	0	0	0	1
19:30	0	0	1	0	0	0	0	0	0	0	0	0	0	1
19:45	0	0	0	0	0	0	0	0	0	0	0	0	0	0
20:00	1	0	1	1	0	0	0	0	0	0	0	0	0	3
20:15	0	1	1	0	0	0	0	0	0	0	0	0	0	2
20:30	0	1	1	1	0	0	0	0	0	0	0	0	0	3
20:45	0	0	0	1	0	0	0	0	0	0	0	0	0	1
21:00	0	1	0	1	0	0	0	0	0	0	0	0	0	2
21:15	1	0	0	0	0	0	0	0	0	0	0	0	0	1
21:30	0	0	0	0	0	0	0	0	0	0	0	0	0	0
21:45	0	1	1	2	0	0	0	0	0	0	0	0	0	4
22:00	0	0	0	0	0	0	0	0	0	0	0	0	0	0
22:15	1	0	0	0	0	0	0	0	0	0	0	0	0	1
22:30	0	1	0	0	0	0	0	0	0	0	0	0	0	1
22:45	0	0	0	0	0	0	0	0	0	0	0	0	0	0
23:00	0	0	0	0	0	0	0	0	0	0	0	0	0	0
23:15	0	0	1	0	0	0	0	0	0	0	0	0	0	1
23:30	0	0	0	0	0	0	0	0	0	0	0	0	0	0
23:45	0	1	0	0	0	0	0	0	0	0	0	0	0	1
ADT Totals	15	11	14	12	5	2								72
% of Totals	20%	15%	19%	17%	7%	3%								100%
AM Volumes	23	25	25	7	2	1								83
% AMH	9%	10%	10%	3%	1%	0%								33%
AM Peak Hour	10:30	8:45	8:00	7:15	7:00	5:45								10:15
Volume	10	6	9	3	1	1								20
PM Volumes	46	46	46	21	3	0								689
% PM	15%	23%	19%	9%	1%	0%								68%
PM Peak Hour	12:15	13:00	13:30	17:15	12:00	17:00								14:15
Volume	1	13	9	1	1	1								20
Directional Peak Periods	AM 7-9		NOON 12-2		PM 4-6		Off Peak Volumes							
All Classes	Volume	%	Volume	%	Volume	%	Volume	%	Volume	%	Volume	%	Volume	%
	29	12%	36	15%	41	17%	140	57%						
Street Name	Direction	15th	50th	Average	85th	95th	ADT							
S Orchard Dr	North Bound	13	21	21	27	30	230							
S Orchard Dr	South Bound	11	19	19	25	29	246							

Prepared by National Data & Surveying Services
SPEED
 S Orchard Dr Bet. W Olive Ave & W Oak St

Day: Tuesday
 Date: 2/17/2022

City: Burbank
 Project #: CA22_020022_014

Summary

Time	<15	15-19	20-24	25-29	30-34	35-39	40-44	45-49	50-54	55-59	60-64	65-69	70+	Total
0:00 AM	0	0	0	0	0	0	0	0	0	0	0	0	0	0
0:15	0	0	0	0	0	0	0	0	0	0	0	0	0	0
0:30	0	0	0	0	0	0	0	0	0	0	0	0	0	0
0:45	0	0	0	0	0	0	0	0	0	0	0	0	0	0
1:00	0	0	0	0	0	0	0	0	0	0	0	0	0	0
1:15	0	0	0	0	0	0	0	0	0	0	0	0	0	0
1:30	0	0	0	0	0	0	0	0	0	0	0	0	0	0
1:45	1	0	1	1	0	0	0	0	0	0	0	0	0	3
2:00	0	0	1	0	0	0	0	0	0	0	0	0	0	1
2:15	0	0	0	0	0	0	0	0	0	0	0	0	0	0
2:30	0	0	0	0	0	0	0	0	0	0	0	0	0	0
2:45	0	0	0	0	0	0	0	0	0	0	0	0	0	0
3:00	0	0	0	0	0	0	0	0	0	0	0	0	0	0
3:15	0	0	0	0	0	0	0	0	0	0	0	0	0	0
3:30	0	0	0	0	0	0	0	0	0	0	0	0	0	0
3:45	0	0	0	0	0	0	0	0	0	0	0	0	0	0
4:00	0	0	0	0	0	0	0	0	0	0	0	0	0	0
4:15	0	0	0	0	0	0	0	0	0	0	0	0	0	0
4:30	0	0	0	0	0	0	0	0	0	0	0	0	0	0
4:45	0	0	0	0	0	0	0	0	0	0	0	0	0	0
5:00	0	0	0	1	0	0	0	0	0	0	0	0	0	1
5:15	0	0	3	0	0	0	0	0	0	0	0	0	0	3
5:30	0	0	2	1	0	0	0	0	0	0	0	0	0	3
5:45	0	1	0	0	0	0	0	0	0	0	0	0	0	1
6:00	0	1	0	0	0	0	0	0	0	0	0	0	0	1
6:15	0	0	0	1	0	0	0	0	0	0	0	0	0	1
6:30	0	1	1	3	0	1	0	0	0	0	0	0	0	6
6:45	0	2	1	1	0	0	0	0	0	0	0	0	0	4
7:00	1	2	1	0	0	0	0	0	0	0	0	0	0	4
7:15	1	1	0	0	0	0	0	0	1	0	0	0	0	3
7:30	5	1	2	1	0	0	0	0	0	0	0	0	0	9
7:45	0	3	2	4	1	0	0	0	0	0	0	0	0	10
8:00	0	0	4	1	0	0	0	0	0	0	0	0	0	5
8:15	0	2	1	1	0	0	0	0	0	0	0	0	0	4
8:30	2	2	4	2	0	0	0	0	0	0	0	0	0	10
8:45	1	2	3	1	0	0	0	0	0	0	0	0	0	7
9:00	1	3	3	0	1	0	0	0	0	0	0	0	0	8
9:15	0	3	2	0	0	0	0	0	0	0	0	0	0	5
9:30	1	2	2	3	0	0	0	0	0	0	0	0	0	8
9:45	3	0	2	1	0	0	0	0	0	0	0	0	0	6
10:00	3	2	6	0	0	0	0	0	0	0	0	0	0	11
10:15	0	2	3	2	1	0	0	0	0	0	0	0	0	8
10:30	5	6	2	0	0	0	0	0	0	0	0	0	0	12
10:45	1	3	4	0	0	0	0	0	0	0	0	0	0	8
11:00	3	3	4	1	0	0	0	0	0	0	0	0	0	11
11:15	3	0	2	0	0	0	0	0	0	0	0	0	0	5
11:30	0	3	3	0	0	0	0	0	0	0	0	0	0	6
11:45	4	0	1	0	0	0	0	0	0	0	0	0	0	5
12:00 PM	4	0	2	0	2	0	0	0	0	0	0	0	0	8
12:15	4	6	2	0	0	0	0	0	0	0	0	0	0	12
12:30	1	3	2	0	0	0	0	0	0	0	0	0	0	6
12:45	3	2	0	0	0	0	0	0	0	0	0	0	0	5
13:00	2	6	0	0	0	0	0	0	0	0	0	0	0	10
13:15	3	1	0	2	0	0	0	0	0	0	0	0	0	6
13:30	2	7	1	1	0	0	0	0	0	0	0	0	0	11
13:45	1	6	3	0	0	0	0	0	0	0	0	0	0	10
14:00	4	2	3	0	0	0	0	0	0	0	0	0	0	9
14:15	3	3	8	1	0	0	0	0	0	0	0	0	0	15
14:30	4	3	3	1	0	0	0	0	0	0	0	0	0	11
14:45	2	1	3	1	0	0	0	0	0	0	0	0	0	7
15:00	3	6	3	2	0	0	0	0	0	0	0	0	0	15
15:15	0	1	2	5	0	0	0	0	0	0	0	0	0	8
15:30	2	2	2	2	0	0	0	0	0	0	0	0	0	8
15:45	1	6	8	1	0	0	0	0	0	0	0	0	0	16
16:00	2	4	3	0	0	0	0	0	0	0	0	0	0	9
16:15	1	1	0	0	0	0	0	0	0	0	0	0	0	11
16:30	6	0	2	2	1	0	0	0	0	0	0	0	0	11
16:45	1	5	3	1	0	0	0	0	0	0	0	0	0	10
17:00	1	2	1	1	0	0	0	0	0	0	0	0	0	5
17:15	2	3	2	3	0	0	0	0	0	0	0	0	0	10
17:30	2	1	4	3	0	0	0	0	0	0	0	0	0	13
17:45	1	0	1	1	0	1	0	0	0	0	0	0	0	4
18:00	1	1	0	2	0	0	0	0	0	0	0	0	0	4
18:15	1	2	6	4	0	0	0	0	0	0	0	0	0	13
18:30	1	3	2	3	0	0	0	0	0	0	0	0	0	9
18:45	0	1	2	0	0	0	0	0	0	0	0	0	0	3
19:00	1	2	3	1	0	0	0	0	0	0	0	0	0	7
19:15	0	0	1	0	0	0	0	0	0	0	0	0	0	1
19:30	0	0	1	0	0	0	0	0	0	0	0	0	0	1
19:45	0	0	0	0	0	0	0	0	0	0	0	0	0	0
20:00	1	0	1	1	0	0	0	0	0	0	0	0	0	3
20:15	0	1	2	2	0	1	0	0	0	0	0	0	0	6
20:30	1	1	2	1	0	0	0	0	0	0	0	0	0	5
20:45	2	0	2	1	0	0	0	0	0	0	0	0	0	6
21:00	0	1	0	3	0	0	0	0	0	0	0	0	0	4
21:15	1	0	0	1	0	0	0	0	0	0	0	0	0	2
21:30	0	0	1	0	0	0	0	0	0	0	0	0	0	1
21:45	0	1	3	2	0	0	0	0	0	0	0	0	0	6
22:00	0	0	0	0	0	0	0	0	0	0	0	0	0	0
22:15	1	0	2	0	0	0	0	0	0	0	0	0	0	3
22:30	0	1	0	0	0	0	0	0	0	0	0	0	0	1
22:45	0	0	0	0	0	0	0	0	0	0	0	0	0	0
23:00	0	0	0	0	0	0	0	0	0	0	0	0	0	0
23:15	0	0	1	0	0	0	0	0	0	0	0	0	0	1
23:30	0	0	0	0	0	0	0	0	0	0	0	0	0	0
23:45	0	1	0	0	0	0	0	0	0	0	0	0	0	1
ADT Totals	100	110	118	174	111	8								670
% of Totals	21%	27%	33%	16%	26%	1%								100%
AM Volumes	35	41	60	20	3	1	0	0	0	0	0	0	0	169
% AMH	7%	9%	13%	9%	1%	0%								36%
AM Peak Hour	11:45	10:15	10:00	7:45	11:15	5:45								10:00
Volume	13	13	15	8	2	1								39
PM Volumes	65	86	86	8	8	2	0	0	0	0	0	0	0	307
% PMH	14%	18%	21%	10%	2%	0%								64%
PM Peak Hour	14:00	13:00	15:30	14:45	16:45	17:00								14:15
Volume	11	25	22	30	3									48
Directional Peak Periods	AM 7-9		NOON 12-2		PM 4-6		Off Peak Volumes							
All Classes	Volume	52	11%	Volume	68	14%	Volume	73	15%	Volume	283	59%		
Street Name	Direction	15th	50th	Percentiles		85th	95th	ADT						
S Orchard Dr	Summary	12	20	20	26	29	476							

SPEED

S Orchard Dr Bet. W Olive Ave & W Oak St

Day: Tuesday

Date: 2/1/2022

City: Burbank

Project #: CA22_020022_014n

North Bound

Time	< 15	15 - 19	20 - 24	25 - 29	30 - 34	35 - 39	40 - 44	45 - 49	50 - 54	55 - 59	60 - 64	65 - 69	70 +	Total
0:00 AM	0	0	0	0	0	0	0	0	0	0	0	0	0	0
1:00	1	0	0	1	0	0	0	0	0	0	0	0	0	2
2:00	0	0	1	0	0	0	0	0	0	0	0	0	0	1
3:00	0	0	0	0	0	0	0	0	0	0	0	0	0	0
4:00	0	0	0	0	0	0	0	0	0	0	0	0	0	0
5:00	0	0	3	2	0	0	0	0	0	0	0	0	0	5
6:00	0	1	2	4	0	0	0	0	0	0	0	0	0	7
7:00	2	2	4	4	0	0	0	0	0	0	0	0	0	12
8:00	1	4	3	3	0	0	0	0	0	0	0	0	0	11
9:00	2	3	7	2	1	0	0	0	0	0	0	0	0	15
10:00	3	6	10	2	0	0	0	0	0	0	0	0	0	21
11:00	3	3	5	1	0	0	0	0	0	0	0	0	0	12
12:00 PM	6	6	2	0	1	0	0	0	0	0	0	0	0	15
13:00	3	7	5	2	0	0	0	0	0	0	0	0	0	17
14:00	7	2	8	2	0	0	0	0	0	0	0	0	0	19
15:00	2	7	8	6	1	0	0	0	0	0	0	0	0	24
16:00	3	4	10	2	0	0	0	0	0	0	0	0	0	19
17:00	3	1	3	3	3	0	0	0	0	0	0	0	0	13
18:00	2	3	4	5	0	0	0	0	0	0	0	0	0	14
19:00	0	0	3	1	0	0	0	0	0	0	0	0	0	4
20:00	3	0	4	3	0	1	0	0	0	0	0	0	0	11
21:00	0	0	3	3	0	0	0	0	0	0	0	0	0	6
22:00	0	0	2	0	0	0	0	0	0	0	0	0	0	2
23:00	0	0	0	0	0	0	0	0	0	0	0	0	0	0
Totals	41	49	87	46	6	1								230
% of Totals	18%	21%	38%	20%	3%	0%								100%

AM Volumes	12	19	35	19	1	0	0	0	0	0	0	0	0	86		
% AM	5%	8%	15%	8%	0%									37%		
AM Peak Hour	10:00	10:00	10:00	6:00	9:00									10:00		
Volume	3	6	10	4	1									21		
PM Volumes	29	30	52	27	5	1	0	0	0	0	0	0	0	144		
% PM	13%	13%	23%	12%	2%	0%								63%		
PM Peak Hour	14:00	13:00	16:00	15:00	17:00	20:00								15:00		
Volume	7	7	10	6	3	1								24		
Directional Peak Periods		AM 7-9				NOON 12-2				PM 4-6				Off Peak Volumes		
All Speeds		Volume	↔		%	Volume	↔		%	Volume	↔		%	Volume	↔	
		23			10%	32			14%	32			14%	143		

Street Name	Direction	Percentiles					
		15th	50th	Average	85th	95th	ADT
S Orchard Dr	North Bound	13	21	21	27	30	230
S Orchard Dr	South Bound	11	19	19	25	29	246

SPEED

S Orchard Dr Bet. W Olive Ave & W Oak St

Day: Tuesday

Date: 2/1/2022

City: Burbank

Project #: CA22_020022_014s

South Bound

Time	< 15	15 - 19	20 - 24	25 - 29	30 - 34	35 - 39	40 - 44	45 - 49	50 - 54	55 - 59	60 - 64	65 - 69	70 +	Total
0:00 AM	0	0	0	0	0	0	0	0	0	0	0	0	0	0
1:00	0	0	1	0	0	0	0	0	0	0	0	0	0	1
2:00	0	0	0	0	0	0	0	0	0	0	0	0	0	0
3:00	0	0	0	0	0	0	0	0	0	0	0	0	0	0
4:00	0	0	0	0	0	0	0	0	0	0	0	0	0	0
5:00	0	1	2	0	0	0	0	0	0	0	0	0	0	3
6:00	0	3	0	1	0	1	0	0	0	0	0	0	0	5
7:00	5	5	1	2	1	0	0	0	0	0	0	0	0	14
8:00	2	2	9	2	0	0	0	0	0	0	0	0	0	15
9:00	3	5	2	2	0	0	0	0	0	0	0	0	0	12
10:00	6	6	5	0	1	0	0	0	0	0	0	0	0	18
11:00	7	3	5	0	0	0	0	0	0	0	0	0	0	15
12:00 PM	6	5	4	0	1	0	0	0	0	0	0	0	0	16
13:00	5	13	1	1	0	0	0	0	0	0	0	0	0	20
14:00	6	7	9	1	0	0	0	0	0	0	0	0	0	23
15:00	4	8	7	4	0	0	0	0	0	0	0	0	0	23
16:00	7	6	7	1	1	0	0	0	0	0	0	0	0	22
17:00	3	5	5	5	0	1	0	0	0	0	0	0	0	19
18:00	1	4	6	4	0	0	0	0	0	0	0	0	0	15
19:00	1	2	2	0	0	0	0	0	0	0	0	0	0	5
20:00	1	2	3	2	1	0	0	0	0	0	0	0	0	9
21:00	1	2	1	3	0	0	0	0	0	0	0	0	0	7
22:00	1	1	0	0	0	0	0	0	0	0	0	0	0	2
23:00	0	1	1	0	0	0	0	0	0	0	0	0	0	2
Totals	59	81	71	28	5	2								246
% of Totals	24%	33%	29%	11%	2%	1%								100%

AM Volumes	23	25	25	7	2	1	0	0	0	0	0	0	0	83		
% AM	9%	10%	10%	3%	1%	0%								34%		
AM Peak Hour	11:00	10:00	8:00	7:00	7:00	6:00								10:00		
Volume	7	6	9	2	1	1								18		
PM Volumes	36	56	46	21	3	1	0	0	0	0	0	0	0	163		
% PM	15%	23%	19%	9%	1%	0%								66%		
PM Peak Hour	16:00	13:00	14:00	17:00	12:00	17:00								14:00		
Volume	7	13	9	5	1	1								23		
Directional Peak Periods		AM 7-9				NOON 12-2			PM 4-6			Off Peak Volumes				
All Speeds		Volume	↔		%	Volume	↔		%	Volume	↔		%	Volume	↔	
		29			12%	36			15%	41			17%	140		

Street Name	Direction	Percentiles					
		15th	50th	Average	85th	95th	ADT
S Orchard Dr	North Bound	13	21	21	27	30	230
S Orchard Dr	South Bound	11	19	19	25	29	246

SPEED

S Orchard Dr Bet. W Olive Ave & W Oak St

Day: Tuesday

Date: 2/1/2022

City: Burbank

Project #: CA22_020022_014

Summary

Time	< 15	15 - 19	20 - 24	25 - 29	30 - 34	35 - 39	40 - 44	45 - 49	50 - 54	55 - 59	60 - 64	65 - 69	70 +	Total
0:00 AM	0	0	0	0	0	0	0	0	0	0	0	0	0	0
1:00	1	0	1	1	0	0	0	0	0	0	0	0	0	3
2:00	0	0	1	0	0	0	0	0	0	0	0	0	0	1
3:00	0	0	0	0	0	0	0	0	0	0	0	0	0	0
4:00	0	0	0	0	0	0	0	0	0	0	0	0	0	0
5:00	0	1	5	2	0	0	0	0	0	0	0	0	0	8
6:00	0	4	2	5	0	1	0	0	0	0	0	0	0	12
7:00	7	7	5	6	1	0	0	0	0	0	0	0	0	26
8:00	3	6	12	5	0	0	0	0	0	0	0	0	0	26
9:00	5	8	9	4	1	0	0	0	0	0	0	0	0	27
10:00	9	12	15	2	1	0	0	0	0	0	0	0	0	39
11:00	10	6	10	1	0	0	0	0	0	0	0	0	0	27
12:00 PM	12	11	6	0	2	0	0	0	0	0	0	0	0	31
13:00	8	20	6	3	0	0	0	0	0	0	0	0	0	37
14:00	13	9	17	3	0	0	0	0	0	0	0	0	0	42
15:00	6	15	15	10	1	0	0	0	0	0	0	0	0	47
16:00	10	10	17	3	1	0	0	0	0	0	0	0	0	41
17:00	6	6	8	8	3	1	0	0	0	0	0	0	0	32
18:00	3	7	10	9	0	0	0	0	0	0	0	0	0	29
19:00	1	2	5	1	0	0	0	0	0	0	0	0	0	9
20:00	4	2	7	5	1	1	0	0	0	0	0	0	0	20
21:00	1	2	4	6	0	0	0	0	0	0	0	0	0	13
22:00	1	1	2	0	0	0	0	0	0	0	0	0	0	4
23:00	0	1	1	0	0	0	0	0	0	0	0	0	0	2
Totals	100	130	158	74	11	3								476
% of Totals	21%	27%	33%	16%	2%	1%								100%

AM Volumes	35	44	60	26	3	1	0	0	0	0	0	0	0	169		
% AM	7%	9%	13%	5%	1%	0%								36%		
AM Peak Hour	11:00	10:00	10:00	7:00	7:00	6:00								10:00		
Volume	10	12	15	6	1	1								39		
PM Volumes	65	86	98	48	8	2	0	0	0	0	0	0	0	307		
% PM	14%	18%	21%	10%	2%	0%								64%		
PM Peak Hour	14:00	13:00	14:00	15:00	17:00	17:00								15:00		
Volume	13	20	17	10	3	1								47		
Directional Peak Periods		AM 7-9				NOON 12-2				PM 4-6				Off Peak Volumes		
All Speeds		Volume	↔		%	Volume	↔		%	Volume	↔		%	Volume	↔	
		52			11%	68			14%	73			15%	283		

Street Name	Direction	Percentiles					
		15th	50th	Average	85th	95th	ADT
S Orchard Dr	Summary	12	20	20	26	29	476

VOLUME

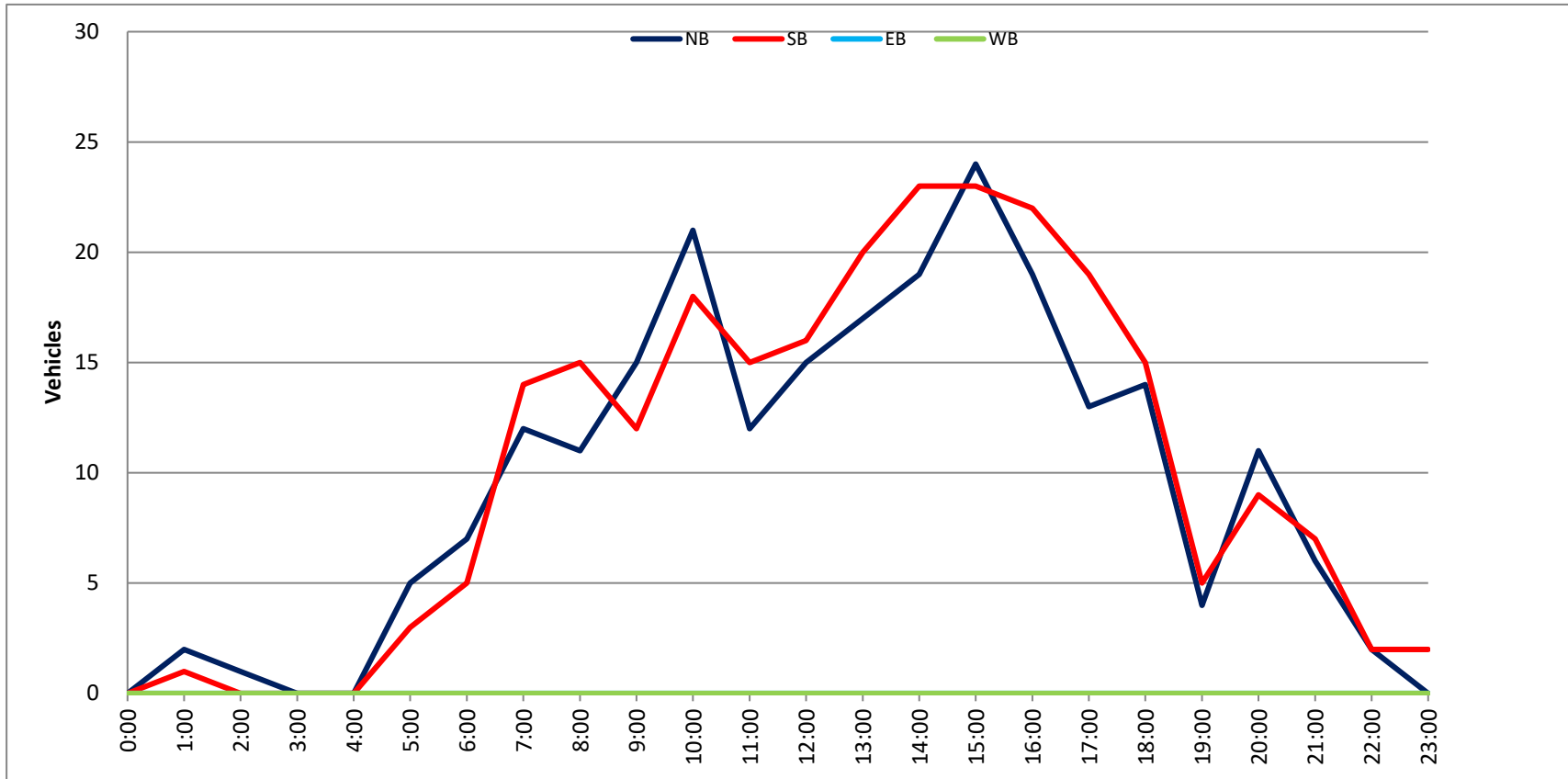
S Orchard Dr Bet. W Olive Ave & W Oak St

Day: Tuesday
 Date: 2/1/2022

City: Burbank
 Project #: CA22_020022_014

DAILY TOTALS					NB	SB	EB	WB	Total						
					230	246	0	0	476						
AM Period	NB	SB	EB	WB	TOTAL	PM Period	NB	SB	EB	WB	TOTAL				
0:00	0	0	0	0		12:00	5	3	0	0	8				
0:15	0	0	0	0		12:15	6	6	0	0	12				
0:30	0	0	0	0		12:30	2	4	0	0	6				
0:45	0	0	0	0		12:45	2	15	3	16	5	31			
1:00	0	0	0	0		13:00	3	7	0	0	10				
1:15	0	0	0	0		13:15	3	3	0	0	6				
1:30	0	0	0	0		13:30	6	5	0	0	11				
1:45	2	2	1	1	0	0	13:45	5	17	5	20	0	0	10	37
2:00	1	0	0	0	0	1	14:00	2	7	0	0	0	9		
2:15	0	0	0	0	0		14:15	7	8	0	0	0	15		
2:30	0	0	0	0	0		14:30	7	4	0	0	0	11		
2:45	0	1	0	0	0	1	14:45	3	19	4	23	0	0	7	42
3:00	0	0	0	0	0		15:00	5	10	0	0	0	15		
3:15	0	0	0	0	0		15:15	5	3	0	0	0	8		
3:30	0	0	0	0	0		15:30	5	3	0	0	0	8		
3:45	0	0	0	0	0		15:45	9	24	7	23	0	0	16	47
4:00	0	0	0	0	0		16:00	4	5	0	0	0	9		
4:15	0	0	0	0	0		16:15	6	5	0	0	0	11		
4:30	0	0	0	0	0		16:30	5	6	0	0	0	11		
4:45	0	0	0	0	0		16:45	4	19	6	22	0	0	10	41
5:00	1	0	0	0	0	1	17:00	3	2	0	0	0	5		
5:15	2	1	0	0	0	3	17:15	3	7	0	0	0	10		
5:30	2	1	0	0	0	3	17:30	5	8	0	0	0	13		
5:45	0	5	1	3	0	0	17:45	2	13	2	19	0	0	4	32
6:00	0	1	0	0	0	1	18:00	3	1	0	0	0	4		
6:15	1	0	0	0	0	1	18:15	5	8	0	0	0	13		
6:30	3	3	0	0	0	6	18:30	3	6	0	0	0	9		
6:45	3	7	1	5	0	0	18:45	3	14	0	15	0	0	3	29
7:00	1	3	0	0	0	4	19:00	4	3	0	0	0	7		
7:15	0	3	0	0	0	3	19:15	0	1	0	0	0	1		
7:30	5	4	0	0	0	9	19:30	0	1	0	0	0	1		
7:45	6	12	4	14	0	0	19:45	0	4	0	5	0	0	9	
8:00	1	4	0	0	0	5	20:00	0	3	0	0	0	3		
8:15	1	3	0	0	0	4	20:15	4	2	0	0	0	6		
8:30	6	4	0	0	0	10	20:30	2	3	0	0	0	5		
8:45	3	11	4	15	0	0	20:45	5	11	1	9	0	0	6	20
9:00	5	3	0	0	0	8	21:00	2	2	0	0	0	4		
9:15	4	1	0	0	0	5	21:15	1	1	0	0	0	2		
9:30	5	3	0	0	0	8	21:30	1	0	0	0	0	1		
9:45	1	15	5	12	0	0	21:45	2	6	4	7	0	0	6	13
10:00	8	3	0	0	0	11	22:00	0	0	0	0	0	0		
10:15	4	4	0	0	0	8	22:15	2	1	0	0	0	3		
10:30	5	7	0	0	0	12	22:30	0	1	0	0	0	1		
10:45	4	21	4	18	0	0	22:45	0	2	0	2	0	0	4	
11:00	6	5	0	0	0	11	23:00	0	0	0	0	0	0		
11:15	1	4	0	0	0	5	23:15	0	1	0	0	0	1		
11:30	2	4	0	0	0	6	23:30	0	0	0	0	0	0		
11:45	3	12	2	15	0	0	23:45	0	1	2	0	0	0	1	2
TOTALS	86	83			169	TOTALS	144	163			307				
SPLIT %	50.9%	49.1%			35.5%	SPLIT %	46.9%	53.1%			64.5%				

DAILY TOTALS					NB	SB	EB	WB	Total		
					230	246	0	0	476		
AM Peak Hour	10:00	10:15			10:00	PM Peak Hour	15:00	14:15	14:15		
AM Pk Volume	21	20			39	PM Pk Volume	24	26	48		
Pk Hr Factor	0.656	0.714			0.813	Pk Hr Factor	0.667	0.650	0.800		
7 - 9 Volume	23	29	0	0	52	4 - 6 Volume	32	41	0	0	73
7 - 9 Peak Hour	7:45	7:15			7:45	4 - 6 Peak Hour	16:00	16:45			16:00
7 - 9 Pk Volume	14	15	0	0	29	4 - 6 Pk Volume	19	23	0	0	41
Pk Hr Factor	0.583	0.938	0.000	0.000	0.725	Pk Hr Factor	0.792	0.719	0.000	0.000	0.932



SPEED

S Orchard Dr Bet. W Olive Ave & W Oak St

Day: Wednesday

Date: 2/2/2022

City: Burbank

Project #: CA22_020022_014n

North Bound

Time	< 15	15 - 19	20 - 24	25 - 29	30 - 34	35 - 39	40 - 44	45 - 49	50 - 54	55 - 59	60 - 64	65 - 69	70 +	Total
0:00 AM	1	0	0	0	0	0	0	0	0	0	0	0	0	1
1:00	0	0	0	0	0	0	0	0	0	0	0	0	0	0
2:00	0	0	0	0	0	1	0	0	0	0	0	0	0	1
3:00	0	0	0	2	0	0	0	0	0	0	0	0	0	2
4:00	0	0	0	0	0	0	0	0	0	0	0	0	0	0
5:00	0	0	2	1	1	0	0	0	0	0	0	0	0	4
6:00	0	0	2	2	0	1	0	0	0	0	0	0	0	5
7:00	1	1	3	5	1	0	0	0	0	0	0	0	0	11
8:00	1	6	4	0	1	0	0	0	0	0	0	0	0	12
9:00	4	4	6	2	2	0	0	0	0	0	0	0	0	18
10:00	3	2	5	5	1	0	0	0	0	0	0	0	0	16
11:00	2	1	8	2	0	0	0	0	0	0	0	0	0	13
12:00 PM	5	4	8	2	0	0	0	0	0	0	0	0	0	19
13:00	3	3	1	1	0	1	0	0	0	0	0	0	0	9
14:00	2	9	8	3	0	0	0	0	0	0	0	0	0	22
15:00	4	5	5	7	0	0	0	0	0	0	0	0	0	21
16:00	2	8	3	4	2	0	0	0	0	0	0	0	0	19
17:00	3	6	2	1	1	0	0	0	0	0	0	0	0	13
18:00	1	1	5	3	0	0	0	0	0	0	0	0	0	10
19:00	0	2	4	2	1	0	0	0	0	0	0	0	0	9
20:00	0	0	2	3	2	0	0	0	0	0	0	0	0	7
21:00	1	2	0	0	0	0	0	0	0	0	0	0	0	3
22:00	0	1	1	1	0	0	0	0	0	0	0	0	0	3
23:00	1	0	0	0	1	1	0	0	0	0	0	0	0	3
Totals	34	55	69	46	13	4								221
% of Totals	15%	25%	31%	21%	6%	2%								100%

AM Volumes	12	14	30	19	6	2	0	0	0	0	0	0	0	83		
% AM	5%	6%	14%	9%	3%	1%								38%		
AM Peak Hour	9:00	8:00	11:00	7:00	9:00	2:00								9:00		
Volume	4	6	8	5	2	1								18		
PM Volumes	22	41	39	27	7	2	0	0	0	0	0	0	0	138		
% PM	10%	19%	18%	12%	3%	1%								62%		
PM Peak Hour	12:00	14:00	12:00	15:00	16:00	13:00								14:00		
Volume	5	9	8	7	2	1								22		
Directional Peak Periods		AM 7-9				NOON 12-2				PM 4-6				Off Peak Volumes		
All Speeds		Volume	↔		%	Volume	↔		%	Volume	↔		%	Volume	↔	
		23			10%	28			13%	32			14%	138		

Street Name	Direction	Percentiles					
		15th	50th	Average	85th	95th	ADT
S Orchard Dr	North Bound	15	22	21	28	32	221
S Orchard Dr	South Bound	13	20	20	26	30	289

SPEED

S Orchard Dr Bet. W Olive Ave & W Oak St

Day: Wednesday

Date: 2/2/2022

City: Burbank

Project #: CA22_020022_014s

South Bound

Time	< 15	15 - 19	20 - 24	25 - 29	30 - 34	35 - 39	40 - 44	45 - 49	50 - 54	55 - 59	60 - 64	65 - 69	70 +	Total
0:00 AM	0	0	0	0	0	0	0	0	0	0	0	0	0	0
1:00	0	2	1	0	0	0	0	0	0	0	0	0	0	3
2:00	0	0	0	0	0	0	0	0	0	0	0	0	0	0
3:00	0	0	1	0	0	0	0	0	0	0	0	0	0	1
4:00	0	0	0	0	0	0	0	0	0	0	0	0	0	0
5:00	0	2	1	0	0	0	0	0	0	0	0	0	0	3
6:00	1	1	3	0	1	0	0	0	0	0	0	0	0	6
7:00	3	3	1	2	1	0	0	0	0	0	0	0	0	10
8:00	3	6	8	4	0	0	0	0	0	0	0	0	0	21
9:00	5	2	2	3	1	0	0	0	0	0	0	0	0	13
10:00	2	2	7	1	1	0	0	0	0	0	0	0	0	13
11:00	4	4	9	4	0	0	0	0	0	0	0	0	0	21
12:00 PM	7	9	4	1	0	0	0	0	0	0	0	0	0	21
13:00	6	4	6	1	1	0	0	0	0	0	0	0	0	18
14:00	7	5	8	3	2	0	0	0	0	0	0	0	0	25
15:00	5	11	9	2	1	0	0	0	0	0	0	0	0	28
16:00	4	8	2	2	0	0	0	0	0	0	0	0	0	16
17:00	1	9	9	4	3	0	0	0	0	0	0	0	0	26
18:00	1	5	14	4	0	0	0	0	0	0	0	0	0	24
19:00	2	4	4	4	3	0	0	0	0	0	0	0	0	17
20:00	1	3	8	3	0	0	0	0	0	0	0	0	0	15
21:00	1	0	1	2	0	0	0	0	0	0	0	0	0	4
22:00	1	2	0	1	0	0	0	0	0	0	0	0	0	4
23:00	0	0	0	0	0	0	0	0	0	0	0	0	0	0
Totals	54	82	98	41	14									289
% of Totals	19%	28%	34%	14%	5%									100%

AM Volumes	18	22	33	14	4	0	0	0	0	0	0	0	0	91		
% AM	6%	8%	11%	5%	1%									31%		
AM Peak Hour	9:00	8:00	11:00	8:00	6:00									8:00		
Volume	5	6	9	4	1									21		
PM Volumes	36	60	65	27	10	0	0	0	0	0	0	0	0	198		
% PM	12%	21%	22%	9%	3%									69%		
PM Peak Hour	12:00	15:00	18:00	17:00	17:00									15:00		
Volume	7	11	14	4	3									28		
Directional Peak Periods		AM 7-9				NOON 12-2				PM 4-6				Off Peak Volumes		
All Speeds		Volume	↔		%	Volume	↔		%	Volume	↔		%	Volume	↔	
		31	11%		39	13%		42	15%		177		61%			

Street Name	Direction	Percentiles					
		15th	50th	Average	85th	95th	ADT
S Orchard Dr	North Bound	15	22	21	28	32	221
S Orchard Dr	South Bound	13	20	20	26	30	289

SPEED

S Orchard Dr Bet. W Olive Ave & W Oak St

Day: Wednesday

Date: 2/2/2022

City: Burbank

Project #: CA22_020022_014

Summary

Time	< 15	15 - 19	20 - 24	25 - 29	30 - 34	35 - 39	40 - 44	45 - 49	50 - 54	55 - 59	60 - 64	65 - 69	70 +	Total
0:00 AM	1	0	0	0	0	0	0	0	0	0	0	0	0	1
1:00	0	2	1	0	0	0	0	0	0	0	0	0	0	3
2:00	0	0	0	0	0	1	0	0	0	0	0	0	0	1
3:00	0	0	1	2	0	0	0	0	0	0	0	0	0	3
4:00	0	0	0	0	0	0	0	0	0	0	0	0	0	0
5:00	0	2	3	1	1	0	0	0	0	0	0	0	0	7
6:00	1	1	5	2	1	1	0	0	0	0	0	0	0	11
7:00	4	4	4	7	2	0	0	0	0	0	0	0	0	21
8:00	4	12	12	4	1	0	0	0	0	0	0	0	0	33
9:00	9	6	8	5	3	0	0	0	0	0	0	0	0	31
10:00	5	4	12	6	2	0	0	0	0	0	0	0	0	29
11:00	6	5	17	6	0	0	0	0	0	0	0	0	0	34
12:00 PM	12	13	12	3	0	0	0	0	0	0	0	0	0	40
13:00	9	7	7	2	1	1	0	0	0	0	0	0	0	27
14:00	9	14	16	6	2	0	0	0	0	0	0	0	0	47
15:00	9	16	14	9	1	0	0	0	0	0	0	0	0	49
16:00	6	16	5	6	2	0	0	0	0	0	0	0	0	35
17:00	4	15	11	5	4	0	0	0	0	0	0	0	0	39
18:00	2	6	19	7	0	0	0	0	0	0	0	0	0	34
19:00	2	6	8	6	4	0	0	0	0	0	0	0	0	26
20:00	1	3	10	6	2	0	0	0	0	0	0	0	0	22
21:00	2	2	1	2	0	0	0	0	0	0	0	0	0	7
22:00	1	3	1	2	0	0	0	0	0	0	0	0	0	7
23:00	1	0	0	0	1	1	0	0	0	0	0	0	0	3
Totals	88	137	167	87	27	4								510
% of Totals	17%	27%	33%	17%	5%	1%								100%

AM Volumes	30	36	63	33	10	2	0	0	0	0	0	0	0	174		
% AM	6%	7%	12%	6%	2%	0%								34%		
AM Peak Hour	9:00	8:00	11:00	7:00	9:00	2:00								11:00		
Volume	9	12	17	7	3	1								34		
PM Volumes	58	101	104	54	17	2	0	0	0	0	0	0	0	336		
% PM	11%	20%	20%	11%	3%	0%								66%		
PM Peak Hour	12:00	15:00	18:00	15:00	17:00	13:00								15:00		
Volume	12	16	19	9	4	1								49		
Directional Peak Periods		AM 7-9				NOON 12-2			PM 4-6			Off Peak Volumes				
All Speeds		Volume			%	Volume			%	Volume			%	Volume		
		54	↔		11%	67	↔		13%	74	↔		15%	315	↔	

Street Name	Direction	Percentiles					
		15th	50th	Average	85th	95th	ADT
S Orchard Dr	Summary	14	21	21	27	31	510

VOLUME

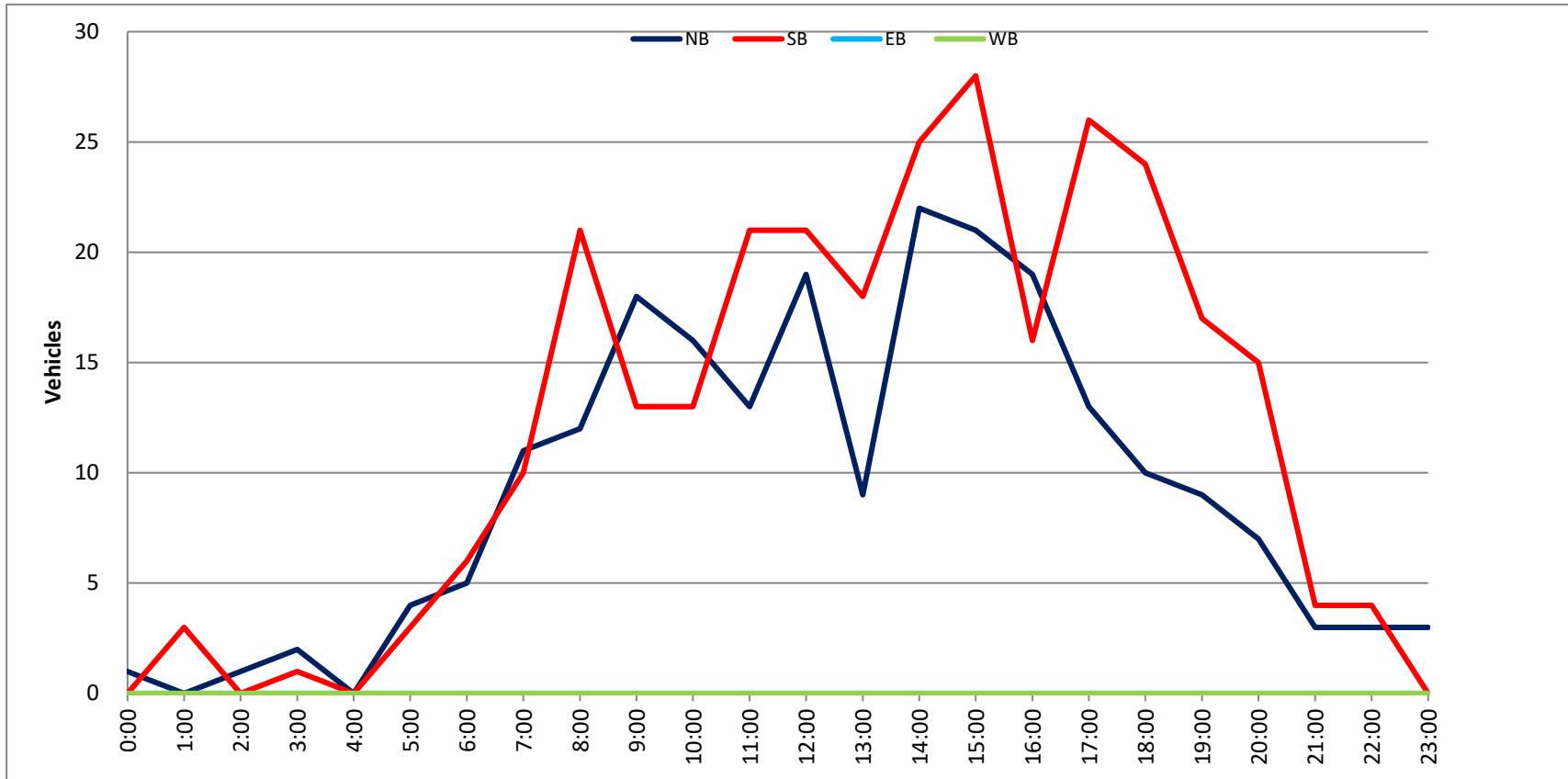
S Orchard Dr Bet. W Olive Ave & W Oak St

Day: Wednesday
 Date: 2/2/2022

City: Burbank
 Project #: CA22_020022_014

DAILY TOTALS					NB	SB	EB	WB	Total		
					221	289	0	0	510		
AM Period	NB	SB	EB	WB	TOTAL	PM Period	NB	SB	EB	WB	TOTAL
0:00	0	0	0	0		12:00	1	8	0	0	9
0:15	0	0	0	0		12:15	9	3	0	0	12
0:30	1	0	0	0	1	12:30	2	5	0	0	7
0:45	0	1	0	0	1	12:45	7	19	5	21	40
1:00	0	2	0	0	2	13:00	2	3	0	0	5
1:15	0	0	0	0		13:15	3	7	0	0	10
1:30	0	0	0	0		13:30	3	6	0	0	9
1:45	0	1	3	0	1	13:45	1	9	2	18	27
2:00	1	0	0	0	1	14:00	6	4	0	0	10
2:15	0	0	0	0		14:15	4	7	0	0	11
2:30	0	0	0	0		14:30	8	7	0	0	15
2:45	0	1	0	0	1	14:45	4	22	7	25	47
3:00	0	0	0	0		15:00	9	7	0	0	16
3:15	1	0	0	0	1	15:15	6	7	0	0	13
3:30	0	0	0	0		15:30	2	5	0	0	7
3:45	1	2	1	1	2	15:45	4	21	9	28	49
4:00	0	0	0	0		16:00	4	4	0	0	8
4:15	0	0	0	0		16:15	4	6	0	0	10
4:30	0	0	0	0		16:30	7	2	0	0	9
4:45	0	0	0	0		16:45	4	19	4	16	35
5:00	2	1	0	0	3	17:00	4	3	0	0	7
5:15	1	1	0	0	2	17:15	5	10	0	0	15
5:30	1	0	0	0	1	17:30	2	4	0	0	6
5:45	0	4	1	3	1	17:45	2	13	9	26	39
6:00	0	2	0	0	2	18:00	3	8	0	0	11
6:15	1	0	0	0	1	18:15	2	6	0	0	8
6:30	4	2	0	0	6	18:30	3	7	0	0	10
6:45	0	5	2	6	2	18:45	2	10	3	24	34
7:00	0	2	0	0	2	19:00	6	6	0	0	12
7:15	5	4	0	0	9	19:15	2	2	0	0	4
7:30	3	1	0	0	4	19:30	1	5	0	0	6
7:45	3	11	3	10	6	19:45	0	9	4	17	26
8:00	3	8	0	0	11	20:00	4	9	0	0	13
8:15	3	3	0	0	6	20:15	1	2	0	0	3
8:30	4	5	0	0	9	20:30	1	2	0	0	3
8:45	2	12	5	21	7	20:45	1	7	2	15	22
9:00	4	4	0	0	8	21:00	1	0	0	0	1
9:15	5	4	0	0	9	21:15	0	2	0	0	2
9:30	3	3	0	0	6	21:30	2	0	0	0	2
9:45	6	18	2	13	8	21:45	0	3	2	4	7
10:00	3	3	0	0	6	22:00	1	2	0	0	3
10:15	4	4	0	0	8	22:15	1	0	0	0	1
10:30	7	2	0	0	9	22:30	0	1	0	0	1
10:45	2	16	4	13	6	22:45	1	3	1	4	7
11:00	5	2	0	0	7	23:00	1	0	0	0	1
11:15	2	6	0	0	8	23:15	1	0	0	0	1
11:30	4	7	0	0	11	23:30	0	0	0	0	
11:45	2	13	6	21	8	23:45	1	3	0	0	3
TOTALS	83	91			174	TOTALS	138	198			336
SPLIT %	47.7%	52.3%			34.1%	SPLIT %	41.1%	58.9%			65.9%

DAILY TOTALS					NB	SB	EB	WB	Total
					221	289	0	0	510
AM Peak Hour	9:45	11:15		11:30	PM Peak Hour	14:30	17:15	14:30	
AM Pk Volume	20	27		40	PM Pk Volume	27	31	55	
Pk Hr Factor	0.714	0.844		0.833	Pk Hr Factor	0.750	0.775	0.859	
7 - 9 Volume	23	31	0	54	4 - 6 Volume	32	42	74	
7 - 9 Peak Hour	7:15	8:00		8:00	4 - 6 Peak Hour	16:30	17:00	16:30	
7 - 9 Pk Volume	14	21	0	33	4 - 6 Pk Volume	20	26	39	
Pk Hr Factor	0.700	0.656	0.000	0.750	Pk Hr Factor	0.714	0.650	0.650	0.650



SPEED

S Orchard Dr Bet. W Olive Ave & W Oak St

Day: Thursday
Date: 2/3/2022

City: Burbank
Project #: CA22_020022_014

North Bound

Time	<15	15-19	20-24	25-29	30-34	35-39	40-44	45-49	50-54	55-59	60-64	65-69	70+	Total
0:00 AM	0	0	0	0	0	0	0	0	0	0	0	0	0	0
0:15	0	0	0	0	0	0	0	0	0	0	0	0	0	0
0:30	0	0	0	0	0	0	0	0	0	0	0	0	0	1
0:45	0	0	0	0	0	0	0	0	0	0	0	0	0	0
1:00	0	0	0	0	0	0	0	0	0	0	0	0	0	0
1:15	0	0	0	0	0	0	0	0	0	0	0	0	0	0
1:30	0	0	0	0	0	0	0	0	0	0	0	0	0	0
1:45	0	1	0	1	0	0	0	0	0	0	0	0	0	2
2:00	0	0	0	0	0	0	0	0	0	0	0	0	0	0
2:15	0	0	1	0	0	0	0	0	0	0	0	0	0	1
2:30	0	0	0	0	0	0	0	0	0	0	0	0	0	0
2:45	1	0	0	0	0	0	0	0	0	0	0	0	0	1
3:00	0	0	0	0	0	0	0	0	0	0	0	0	0	0
3:15	0	0	0	0	0	0	0	0	0	0	0	0	0	0
3:30	0	0	0	0	0	0	0	0	0	0	0	0	0	0
3:45	0	0	0	0	0	0	0	0	0	0	0	0	0	0
4:00	0	0	0	0	0	0	0	0	0	0	0	0	0	0
4:15	0	0	0	0	0	0	0	0	0	0	0	0	0	0
4:30	0	0	0	0	0	0	0	0	0	0	0	0	0	0
4:45	0	0	0	0	0	0	0	0	0	0	0	0	0	0
5:00	1	0	1	0	0	0	0	0	0	0	0	0	0	2
5:15	0	0	1	0	0	0	0	0	0	0	0	0	0	1
5:30	0	0	0	0	0	0	0	0	0	0	0	0	0	0
5:45	0	0	0	1	0	0	0	0	0	0	0	0	0	1
6:00	0	0	0	0	0	0	0	0	0	0	0	0	0	0
6:15	0	0	0	0	1	0	0	0	0	0	0	0	0	2
6:30	0	0	1	0	0	0	0	0	0	0	0	0	0	1
6:45	0	1	1	0	0	0	0	0	0	0	0	0	0	2
7:00	2	0	0	1	0	0	0	0	0	0	0	0	0	3
7:15	0	0	0	0	0	0	0	0	0	0	0	0	0	0
7:30	0	0	0	0	0	0	0	0	0	0	0	0	0	0
7:45	0	0	2	4	0	0	0	0	0	0	0	0	0	6
8:00	1	1	2	0	1	0	0	0	0	0	0	0	0	5
8:15	1	1	0	1	0	0	0	0	0	0	0	0	0	3
8:30	2	1	0	1	0	0	0	0	0	0	0	0	0	4
8:45	0	0	3	0	0	0	0	0	0	0	0	0	0	3
9:00	0	3	1	0	0	0	0	0	0	0	0	0	0	4
9:15	2	0	2	1	0	0	0	0	0	0	0	0	0	5
9:30	1	0	0	0	1	0	0	0	0	0	0	0	0	2
9:45	0	1	2	0	1	0	0	0	0	0	0	0	0	4
10:00	2	2	1	2	1	0	0	0	0	0	0	0	0	8
10:15	0	0	0	0	0	0	0	0	0	0	0	0	0	0
10:30	4	2	0	1	0	0	0	0	0	0	0	0	0	8
10:45	0	2	2	1	2	0	0	0	0	0	0	0	0	7
11:00	1	3	3	0	0	0	0	0	0	0	0	0	0	7
11:15	0	1	0	1	1	0	0	0	0	0	0	0	0	3
11:30	0	2	1	0	0	0	0	0	0	0	0	0	0	3
11:45	0	1	1	2	0	0	0	0	0	0	0	0	0	4
12:00 PM	1	4	0	0	0	0	0	0	0	0	0	0	0	5
12:15	0	0	1	1	0	0	0	0	0	0	0	0	0	2
12:30	1	0	0	1	0	0	0	0	0	0	0	0	0	2
12:45	1	0	0	0	0	0	0	0	0	0	0	0	0	1
13:00	2	0	1	0	0	0	0	0	0	0	0	0	0	3
13:15	0	0	0	0	0	0	0	0	0	0	0	0	0	0
13:30	0	1	0	1	0	0	0	0	0	0	0	0	0	2
13:45	3	1	1	0	0	0	0	0	0	0	0	0	0	5
14:00	1	1	1	0	0	0	0	0	0	0	0	0	0	3
14:15	1	3	3	1	0	0	0	0	0	0	0	0	0	8
14:30	0	1	1	2	0	0	0	0	0	0	0	0	0	4
14:45	1	3	4	0	0	0	0	0	0	0	0	0	0	8
15:00	1	0	0	1	0	0	0	0	0	0	0	0	0	3
15:15	1	2	2	0	0	0	0	0	0	0	0	0	0	5
15:30	2	0	0	0	0	0	0	0	0	0	0	0	0	2
15:45	1	1	2	0	0	0	0	0	0	0	0	0	0	4
16:00	0	0	0	1	0	0	0	0	0	0	0	0	0	1
16:15	0	2	1	1	0	0	0	0	0	0	0	0	0	4
16:30	2	2	1	0	0	0	0	0	0	0	0	0	0	5
16:45	1	1	2	0	1	0	0	0	0	0	0	0	0	5
17:00	2	1	1	0	0	0	0	0	0	0	0	0	0	4
17:15	1	1	1	0	0	0	0	0	0	0	0	0	0	3
17:30	1	1	1	0	0	0	0	0	0	0	0	0	0	3
17:45	0	1	0	1	1	0	0	0	0	0	0	0	0	3
18:00	0	0	1	1	0	0	0	0	0	0	0	0	0	2
18:15	2	0	2	0	0	0	0	0	0	0	0	0	0	4
18:30	0	0	1	2	0	0	0	0	0	0	0	0	0	3
18:45	1	1	1	2	0	0	0	0	0	0	0	0	0	5
19:00	0	0	1	0	0	0	0	0	0	0	0	0	0	1
19:15	0	0	2	1	0	0	0	0	0	0	0	0	0	3
19:30	0	0	0	0	0	0	0	0	0	0	0	0	0	0
19:45	0	0	0	0	0	0	0	0	0	0	0	0	0	0
20:00	1	0	1	2	0	0	0	0	0	0	0	0	0	4
20:15	0	0	0	0	0	0	0	0	0	0	0	0	0	0
20:30	0	0	0	1	1	0	0	0	0	0	0	0	0	2
20:45	1	0	0	0	1	0	0	0	0	0	0	0	0	2
21:00	0	0	0	0	0	0	0	0	0	0	0	0	0	0
21:15	0	0	0	0	0	0	0	0	0	0	0	0	0	0
21:30	0	0	0	0	0	0	0	0	0	0	0	0	0	0
21:45	1	0	0	0	0	0	0	0	0	0	0	0	0	1
22:00	1	0	0	0	0	0	0	0	0	0	0	0	0	1
22:15	0	1	0	0	0	0	0	0	0	0	0	0	0	1
22:30	0	0	0	0	0	0	0	0	0	0	0	0	0	0
22:45	0	0	0	0	1	0	0	0	0	0	0	0	0	1
23:00	0	0	0	0	0	0	0	0	0	0	0	0	0	0
23:15	0	0	0	0	0	0	0	0	0	0	0	0	0	0
23:30	0	1	0	0	0	0	0	0	0	0	0	0	0	1
23:45	0	0	0	0	0	0	0	0	0	0	0	0	0	0
All Times	74	12	14	14	12	6	0	0	0	0	0	0	0	71
% of Totals	23%	25%	28%	19%	6%	0%	0%	0%	0%	0%	0%	0%	0%	100%

AM Volumes	33	22	25	33	8	1	0	0	0	0	0	0	0	93
% AM	9%	10%	12%	9%	6%	0%	0%	0%	0%	0%	0%	0%	0%	44%
AM Peak Hour	9:45	10:30	8:30	7:45	10:00	5:30								10:30
Volume	6	8	6	6	4	1								25
PM Volumes	30	30	38	30	4	0	0	0	0	0	0	0	0	137
% PM	14%	14%	16%	10%	2%	0%	0%	0%	0%	0%	0%	0%	0%	56%
PM Peak Hour	16:30	14:00	14:00	18:30	16:00									14:00
Volume	11	8	9	1	1									23

Directional Peak Periods		AM 7-9		NOON 12-2		PM 4-6		Off Peak Volumes	
All Classes	Volume	%	Volume	%	Volume	%	Volume	%	
	24	11%	20	10%	29	14%	137	65%	

Street Name	Direction	Percentiles					ADT
		15th	50th	Average	85th	95th	
S Orchard Dr	North Bound	12	20	20	28	31	210
S Orchard Dr	South Bound	12	20	19	26	30	309

SPEED

S Orchard Dr Bet. W Olive Ave & W Oak St

Day: Thursday
Date: 2/3/2022

City: Burbank
Project #: CA22_020022_0145

South Bound

Time	<15	15-19	20-24	25-29	30-34	35-39	40-44	45-49	50-54	55-59	60-64	65-69	70+	Total
0:00 AM	0	0	0	0	0	0	0	0	0	0	0	0	0	0
0:15	0	0	0	0	0	0	0	0	0	0	0	0	0	0
0:30	0	0	0	0	0	0	0	0	0	0	0	0	0	0
0:45	0	0	0	0	0	0	0	0	0	0	0	0	0	0
1:00	0	0	0	0	0	0	0	0	0	0	0	0	0	0
1:15	0	0	0	0	0	0	0	0	0	0	0	0	0	0
1:30	0	0	0	0	0	0	0	0	0	0	0	0	0	0
1:45	0	0	0	0	0	0	0	0	0	0	0	0	0	0
2:00	0	0	0	0	0	0	0	0	0	0	0	0	0	0
2:15	0	0	0	0	0	0	0	0	0	0	0	0	0	0
2:30	0	0	0	0	0	0	0	0	0	0	0	0	0	0
2:45	0	0	0	0	0	0	0	0	0	0	0	0	0	0
3:00	0	0	0	0	0	0	0	0	0	0	0	0	0	0
3:15	0	0	0	0	0	0	0	0	0	0	0	0	0	0
3:30	0	0	0	0	0	0	0	0	0	0	0	0	0	0
3:45	0	0	0	0	0	0	0	0	0	0	0	0	0	0
4:00	2	0	0	0	0	0	0	0	0	0	0	0	0	2
4:15	0	0	0	0	0	0	0	0	0	0	0	0	0	0
4:30	0	0	0	0	0	0	0	0	0	0	0	0	0	0
4:45	0	0	0	0	0	0	0	0	0	0	0	0	0	0
5:00	0	1	1	0	0	0	0	0	0	0	0	0	0	2
5:15	0	0	0	0	0	0	0	0	0	0	0	0	0	0
5:30	0	1	1	0	0	0	0	0	0	0	0	0	0	2
5:45	1	0	0	0	0	0	0	0	0	0	0	0	0	1
6:00	0	0	1	0	1	0	0	0	0	0	0	0	0	2
6:15	0	0	0	0	0	0	0	0	0	0	0	0	0	0
6:30	0	1	0	0	0	0	0	0	0	0	0	0	0	1
6:45	0	1	2	0	0	0	0	0	0	0	0	0	0	3
7:00	1	1	1	0	0	0	0	0	0	0	0	0	0	3
7:15	3	1	1	0	0	0	0	0	0	0	0	0	0	5
7:30	0	2	0	0	0	0	0	0	0	0	0	0	0	2
7:45	1	1	2	2	0	0	0	0	0	0	0	0	0	6
8:00	1	2	1	0	0	0	0	0	0	0	0	0	0	4
8:15	2	2	1	1	0	0	0	0	0	0	0	0	0	6
8:30	1	3	1	0	0	0	0	0	0	0	0	0	0	5
8:45	3	2	1	0	0	0	0	0	0	0	0	0	0	6
9:00	1	4	0	0	0	0	0	0	0	0	0	0	0	5
9:15	1	1	0	0	0	0	0	0	0	0	0	0	0	2
9:30	2	1	2	0	0	0	0	0	0	0	0	0	0	5
9:45	1	2	0	1	0	0	0	0	0	0	0	0	0	4
10:00	1	2	4	0	0	0	0	0	0	0	0	0	0	7
10:15	1	2	0	1	0	0	0	0	0	0	0	0	0	4
10:30	3	5	0	0	0	0	0	0	0	0	0	0	0	8
10:45	4	0	0	0	0	0	0	0	0	0	0	0	0	4
11:00	3	4	0	0	0	0	0	0	0	0	0	0	0	7
11:15	0	1	2	0	0	0	0	0	0	0	0	0	0	3
11:30	1	1	1	0	0	0	0	0	0	0	0	0	0	3
11:45	1	1	1	2	0	0	0	0	0	0	0	0	0	5
12:00 PM	1	2	5	1	0	0	0	0	0	0	0	0	0	9
12:15	0	3	1	0	0	0	0	0	0	0	0	0	0	4
12:30	0	1	1	1	0	0	0	0	0	0	0	0	0	3
12:45	0	0	0	0	0	0	0	0	0	0	0	0	0	0
13:00	1	0	0	0	0	0	0	0	0	0	0	0	0	1
13:15	1	1	1	1	0	0	0	0	0	0	0	0	0	4
13:30	0	2	4	0	0	0	0	0	0	0	0	0	0	6
13:45	1	1	2	0	1	0	0	0	0	0	0	0	0	5
14:00	2	0	2	0	0	0	0	0	0	0	0	0	0	4
14:15	3	2	0	0	0	0	0	0	0	0	0	0	0	5
14:30	0	5	2	0	0	0	0	0	0	0	0	0	0	7
14:45	1	0	1	1	0	0	0	0	0	0	0	0	0	3
15:00	2	2	3	1	0	0	0	0	0	0	0	0	0	8
15:15	1	0	2	0	0	0	0	0	0	0	0	0	0	3
15:30	2	3	0	0	0	0	0	0	0	0	0	0	0	5
15:45	1	1	3	1	0	0	0	0	0	0	0	0	0	6
16:00	2	1	1	2	1	0	0	0	0	0	0	0	0	7
16:15	2	2	3	1	0	0	0	0	0	0	0	0	0	8
16:30	2	3	2	0	0	0	0	0	0	0	0	0	0	7
16:45	0	2	1	0	0	0	0	0	0	0	0	0	0	3
17:00	0	4	0	0	0	0	0	0	0	0	0	0	0	4
17:15	1	6	3	2	0	0	0	0	0	0	0	0	0	12
17:30	0	1	2	3	0	0	0	0	0	0	0	0	0	6
17:45	2	1	3	0	0	0	0	0	0	0	0	0	0	6
18:00	0	0	3	0	0	0	0	0	0	0	0	0	0	3
18:15	1	1	1	2	0	0	0	0	0	0	0	0	0	5
18:30	2	0	5	2	0	0	0	0	0	0	0	0	0	9
18:45	0	3	4	2	0	0	0	0	0	0	0	0	0	9
19:00	0	1	4	1	0	0	0	0	0	0	0	0	0	6
19:15	0	0	2	1	1	0	0	0	0	0	0	0	0	4
19:30	2	0	2	2	0	0	0	0	0	0	0	0	0	6
19:45	0	0	2	1	0	0	0	0	0	0	0	0	0	3
20:00	0	2	0	2	0	0	0	0	0	0	0	0	0	4
20:15	0	0	0	3	0	0	0	0	0	0	0	0	0	3
20:30	0	1	1	0	2	0	0	0	0	0	0	0	0	4
20:45	0	2	0	0	1	0	0	0	0	0	0	0	0	3
21:00	0	1	0	1	1	0	0	0	0	0	0	0	0	3
21:15	0	0	0	0	0	0	0	0	0	0	0	0	0	0
21:30	0	1	0	0	0	0	0	0	0	0	0	0	0	1
21:45	0	0	0	0	0	1	0	0	0	0	0	0	0	1
22:00	0	0	0	0	0	0	0	0	0	0	0	0	0	0
22:15	0	0	0	1	0	0	0	0	0	0	0	0	0	1
22:30	0	0	1	0	0	0	0	0	0	0	0	0	0	1
22:45	0	0	0	1	0	0	0	0	0	0	0	0	0	1
23:00	0	0	0	0	0	0	0	0	0	0	0	0	0	0
23:15	0	0	0	0	0	0	0	0	0	0	0	0	0	0
23:30	0	0	0	0	1	0	0	0	0	0	0	0	0	1
23:45	0	0	0	0	0	0	0	0	0	0	0	0	0	0
ADT	14	17	11	14	12	11	11	11	11	11	11	11	11	100
% of Totals	21%	31%	29%	14%	20%	20%	20%	20%	20%	20%	20%	20%	20%	100%
AM Volumes	31	42	24	10	2	0	0	0	0	0	0	0	0	112
% AMH	11%	14%	8%	3%	1%	0%	0%	0%	0%	0%	0%	0%	0%	36%
AM Peak Hour Volume	10	8	11	4	1	0	0	0	0	0	0	0	0	24
PM Volumes	30	35	47	34	1	0	0	0	0	0	0	0	0	147
% PMH	10%	18%	22%	11%	3%	0%	0%	0%	0%	0%	0%	0%	0%	64%
PM Peak Hour Volume	15	15	15	4	0	0	0	0	0	0	0	0	0	30
Directional Peak Periods														
All Classes	AM 7-9				NOON 12-2				PM 4-6				Off Peak Volumes	
	Volume	%	Volume	%	Volume	%	Volume	%	Volume	%	Volume	%	Volume	%
	37	12%	33	11%	55	18%	184	60%						
Street Name	Direction	15th		50th		Average		85th		95th		ADT		
S Orchard Dr	North Bound	12	20	20	20	28	31	210						
S Orchard Dr	South Bound	12	20	19	26	30	309							

SPEED

S Orchard Dr Bet. W Olive Ave & W Oak St

Day: Thursday
Date: 2/3/2022

City: Burbank
Project #: CA22_020022_014

Summary

Time	<15	15-19	20-24	25-29	30-34	35-39	40-44	45-49	50-54	55-59	60-64	65-69	70+	Total
0:00 AM	0	0	0	0	0	0	0	0	0	0	0	0	0	0
0:15	0	0	0	0	0	0	0	0	0	0	0	0	0	0
0:30	0	0	0	0	0	0	0	0	0	0	0	0	0	0
0:45	0	0	0	0	0	0	0	0	0	0	0	0	0	0
1:00	0	0	0	1	0	0	0	0	0	0	0	0	0	1
1:15	0	0	0	0	0	0	0	0	0	0	0	0	0	0
1:30	0	0	0	0	0	0	0	0	0	0	0	0	0	0
1:45	0	1	0	1	0	0	0	0	0	0	0	0	0	2
2:00	0	0	0	0	0	0	0	0	0	0	0	0	0	0
2:15	0	0	1	0	0	0	0	0	0	0	0	0	0	1
2:30	0	0	0	0	0	0	0	0	0	0	0	0	0	0
2:45	1	0	0	0	0	0	0	0	0	0	0	0	0	1
3:00	0	0	1	0	0	0	0	0	0	0	0	0	0	1
3:15	0	0	0	0	0	0	0	0	0	0	0	0	0	0
3:30	0	0	0	0	0	0	0	0	0	0	0	0	0	0
3:45	0	0	0	0	0	0	0	0	0	0	0	0	0	0
4:00	2	0	0	0	0	0	0	0	0	0	0	0	0	2
4:15	0	0	0	0	0	0	0	0	0	0	0	0	0	0
4:30	0	0	0	0	0	0	0	0	0	0	0	0	0	0
4:45	0	0	0	0	0	0	0	0	0	0	0	0	0	0
5:00	1	1	2	0	0	0	0	0	0	0	0	0	0	4
5:15	0	0	1	0	0	0	0	0	0	0	0	0	0	1
5:30	0	1	1	0	0	0	0	0	0	0	0	0	0	2
5:45	1	0	0	1	0	0	0	0	0	0	0	0	0	2
6:00	0	0	1	0	1	0	0	0	0	0	0	0	0	2
6:15	0	0	0	1	0	1	0	0	0	0	0	0	0	2
6:30	0	1	1	0	0	0	0	0	0	0	0	0	0	2
6:45	0	2	3	0	0	0	0	0	0	0	0	0	0	5
7:00	3	1	1	1	0	0	0	0	0	0	0	0	0	6
7:15	3	1	1	0	0	0	0	0	0	0	0	0	0	5
7:30	0	2	0	0	0	0	0	0	0	0	0	0	0	2
7:45	1	1	4	6	0	0	0	0	0	0	0	0	0	12
8:00	2	3	3	0	1	0	0	0	0	0	0	0	0	9
8:15	3	3	1	2	0	0	0	0	0	0	0	0	0	9
8:30	3	4	1	1	0	0	0	0	0	0	0	0	0	9
8:45	3	2	4	0	0	0	0	0	0	0	0	0	0	9
9:00	1	7	1	0	0	0	0	0	0	0	0	0	0	9
9:15	3	1	2	1	0	0	0	0	0	0	0	0	0	7
9:30	3	1	2	0	1	0	0	0	0	0	0	0	0	7
9:45	1	3	2	1	1	0	0	0	0	0	0	0	0	8
10:00	3	4	5	2	1	0	0	0	0	0	0	0	0	15
10:15	1	2	0	1	0	0	0	0	0	0	0	0	0	4
10:30	7	7	0	1	0	0	0	0	0	0	0	0	0	17
10:45	4	2	2	1	2	0	0	0	0	0	0	0	0	11
11:00	4	7	3	0	0	0	0	0	0	0	0	0	0	14
11:15	0	2	2	1	1	0	0	0	0	0	0	0	0	6
11:30	1	3	2	0	0	0	0	0	0	0	0	0	0	6
11:45	1	2	2	4	0	0	0	0	0	0	0	0	0	9
12:00 PM	2	6	5	1	0	0	0	0	0	0	0	0	0	14
12:15	0	3	2	1	0	0	0	0	0	0	0	0	0	6
12:30	1	1	1	2	0	0	0	0	0	0	0	0	0	5
12:45	1	0	0	1	0	0	0	0	0	0	0	0	0	2
13:00	3	0	1	0	0	0	0	0	0	0	0	0	0	4
13:15	1	1	1	1	0	0	0	0	0	0	0	0	0	4
13:30	0	3	4	1	0	0	0	0	0	0	0	0	0	8
13:45	4	2	3	0	1	0	0	0	0	0	0	0	0	10
14:00	3	1	3	0	0	0	0	0	0	0	0	0	0	7
14:15	4	5	3	1	0	0	0	0	0	0	0	0	0	13
14:30	0	6	3	2	0	0	0	0	0	0	0	0	0	11
14:45	2	3	5	1	0	0	0	0	0	0	0	0	0	11
15:00	3	2	4	2	0	0	0	0	0	0	0	0	0	11
15:15	2	2	4	0	0	0	0	0	0	0	0	0	0	8
15:30	4	3	0	0	0	0	0	0	0	0	0	0	0	7
15:45	2	2	5	1	0	0	0	0	0	0	0	0	0	10
16:00	2	1	1	3	1	0	0	0	0	0	0	0	0	8
16:15	2	4	4	2	0	0	0	0	0	0	0	0	0	12
16:30	4	5	3	0	0	0	0	0	0	0	0	0	0	12
16:45	1	3	3	0	1	0	0	0	0	0	0	0	0	8
17:00	2	5	1	0	0	0	0	0	0	0	0	0	0	8
17:15	2	7	4	2	0	0	0	0	0	0	0	0	0	15
17:30	1	3	3	3	0	0	0	0	0	0	0	0	0	12
17:45	2	2	3	1	1	0	0	0	0	0	0	0	0	9
18:00	0	0	4	1	0	0	0	0	0	0	0	0	0	5
18:15	3	1	3	2	0	0	0	0	0	0	0	0	0	9
18:30	2	0	6	4	0	0	0	0	0	0	0	0	0	12
18:45	1	4	5	4	0	0	0	0	0	0	0	0	0	14
19:00	0	1	5	1	0	0	0	0	0	0	0	0	0	7
19:15	0	0	4	2	1	0	0	0	0	0	0	0	0	7
19:30	2	0	2	2	0	0	0	0	0	0	0	0	0	6
19:45	0	0	2	1	0	0	0	0	0	0	0	0	0	3
20:00	1	2	1	4	0	0	0	0	0	0	0	0	0	8
20:15	0	0	0	3	0	0	0	0	0	0	0	0	0	3
20:30	0	1	1	1	3	0	0	0	0	0	0	0	0	6
20:45	1	2	0	1	1	0	0	0	0	0	0	0	0	5
21:00	0	1	0	1	1	0	0	0	0	0	0	0	0	3
21:15	0	0	0	0	0	0	0	0	0	0	0	0	0	0
21:30	0	1	0	0	0	0	0	0	0	0	0	0	0	1
21:45	1	0	0	0	0	1	0	0	0	0	0	0	0	2
22:00	1	0	0	1	0	0	0	0	0	0	0	0	0	2
22:15	0	1	0	0	0	0	0	0	0	0	0	0	0	1
22:30	0	0	1	0	0	0	0	0	0	0	0	0	0	1
22:45	0	0	0	1	1	0	0	0	0	0	0	0	0	2
23:00	0	0	0	0	0	0	0	0	0	0	0	0	0	0
23:15	0	0	0	0	0	0	0	0	0	0	0	0	0	0
23:30	0	1	0	0	1	0	0	0	0	0	0	0	0	2
23:45	0	0	0	0	0	0	0	0	0	0	0	0	0	0
Totals	112	149	149	115	74	24	2	0	0	0	0	0	0	511
% of Totals	22%	29%	29%	23%	15%	5%	0%	0%	0%	0%	0%	0%	0%	100%

AM Volumes	57	64	49	29	10	1	0	0	0	0	0	0	0	205
% AM	10%	12%	9%	6%	2%	0%	0%	0%	0%	0%	0%	0%	0%	39%
AM Peak Hour Volume	10:15	10:15	9:15	7:45	10:00	5:30								10:30
	16	18	11	9	4	1								48
PM Volumes	40	85	100	94	14	0	0	0	0	0	0	0	0	319
% PM	12%	16%	19%	18%	3%	0%	0%	0%	0%	0%	0%	0%	0%	61%
PM Peak Hour Volume	13:30	16:30	18:30	18:00	20:15	21:00								14:15
	11	20	20	11	5	1								48
Directional Peak Periods	AM 7-9			NOON 12-2			PM 4-6			Off Peak Volumes				
All Classes	Volume	%		Volume	%		Volume	%		Volume	%			
	61	12%		53	10%		84	16%		321	62%			

Street Name	Direction	Percentiles					ADT
		15th	50th	Average	85th	95th	
S Orchard Dr	Summary	12	20	20	27	30	519

SPEED

S Orchard Dr Bet. W Olive Ave & W Oak St

Day: Thursday

Date: 2/3/2022

City: Burbank

Project #: CA22_020022_014n

North Bound

Time	< 15	15 - 19	20 - 24	25 - 29	30 - 34	35 - 39	40 - 44	45 - 49	50 - 54	55 - 59	60 - 64	65 - 69	70 +	Total
0:00 AM	0	0	0	1	0	0	0	0	0	0	0	0	0	1
1:00	0	1	0	1	0	0	0	0	0	0	0	0	0	2
2:00	1	0	1	0	0	0	0	0	0	0	0	0	0	2
3:00	0	0	0	0	0	0	0	0	0	0	0	0	0	0
4:00	0	0	0	0	0	0	0	0	0	0	0	0	0	0
5:00	1	0	2	1	0	0	0	0	0	0	0	0	0	4
6:00	0	1	2	1	0	1	0	0	0	0	0	0	0	5
7:00	2	0	2	5	0	0	0	0	0	0	0	0	0	9
8:00	4	3	5	2	1	0	0	0	0	0	0	0	0	15
9:00	3	4	5	1	2	0	0	0	0	0	0	0	0	15
10:00	6	6	3	4	4	0	0	0	0	0	0	0	0	23
11:00	1	7	5	3	1	0	0	0	0	0	0	0	0	17
12:00 PM	3	4	1	2	0	0	0	0	0	0	0	0	0	10
13:00	5	2	2	1	0	0	0	0	0	0	0	0	0	10
14:00	3	8	9	3	0	0	0	0	0	0	0	0	0	23
15:00	5	3	5	1	0	0	0	0	0	0	0	0	0	14
16:00	3	5	4	2	1	0	0	0	0	0	0	0	0	15
17:00	4	5	3	1	1	0	0	0	0	0	0	0	0	14
18:00	3	1	5	5	0	0	0	0	0	0	0	0	0	14
19:00	0	0	3	1	0	0	0	0	0	0	0	0	0	4
20:00	2	0	1	4	1	0	0	0	0	0	0	0	0	8
21:00	1	0	0	0	0	0	0	0	0	0	0	0	0	1
22:00	1	1	0	0	1	0	0	0	0	0	0	0	0	3
23:00	0	1	0	0	0	0	0	0	0	0	0	0	0	1
Totals	48	52	58	39	12	1								210
% of Totals	23%	25%	28%	19%	6%	0%								100%

AM Volumes	18	22	25	19	8	1	0	0	0	0	0	0	0	93
% AM	9%	10%	12%	9%	4%	0%								44%
AM Peak Hour	10:00	11:00	8:00	7:00	10:00	6:00								10:00
Volume	6	7	5	5	4	1								23
PM Volumes	30	30	33	20	4	0	0	0	0	0	0	0	0	117
% PM	14%	14%	16%	10%	2%									56%
PM Peak Hour	13:00	14:00	14:00	18:00	16:00									14:00
Volume	5	8	9	5	1									23
Directional Peak Periods	AM 7-9		NOON 12-2		PM 4-6		Off Peak Volumes							
All Speeds	Volume		%	Volume		%	Volume		%	Volume		%		
	24	↔	11%	20	↔	10%	29	↔	14%	137	↔	65%		

Street Name	Direction	Percentiles					
		15th	50th	Average	85th	95th	ADT
S Orchard Dr	North Bound	12	20	20	28	31	210
S Orchard Dr	South Bound	12	20	19	26	30	309

SPEED

S Orchard Dr Bet. W Olive Ave & W Oak St

Day: Thursday

Date: 2/3/2022

City: Burbank

Project #: CA22_020022_014s

South Bound

Time	< 15	15 - 19	20 - 24	25 - 29	30 - 34	35 - 39	40 - 44	45 - 49	50 - 54	55 - 59	60 - 64	65 - 69	70 +	Total
0:00 AM	0	0	0	1	0	0	0	0	0	0	0	0	0	1
1:00	0	0	0	1	1	0	0	0	0	0	0	0	0	2
2:00	0	0	0	0	0	0	0	0	0	0	0	0	0	0
3:00	0	0	1	0	0	0	0	0	0	0	0	0	0	1
4:00	2	0	0	0	0	0	0	0	0	0	0	0	0	2
5:00	1	2	2	0	0	0	0	0	0	0	0	0	0	5
6:00	0	2	3	0	1	0	0	0	0	0	0	0	0	6
7:00	5	5	4	2	0	0	0	0	0	0	0	0	0	16
8:00	7	9	4	1	0	0	0	0	0	0	0	0	0	21
9:00	5	8	2	1	0	0	0	0	0	0	0	0	0	16
10:00	9	9	4	2	0	0	0	0	0	0	0	0	0	24
11:00	5	7	4	2	0	0	0	0	0	0	0	0	0	18
12:00 PM	1	6	7	3	0	0	0	0	0	0	0	0	0	17
13:00	3	4	7	1	1	0	0	0	0	0	0	0	0	16
14:00	6	7	5	1	0	0	0	0	0	0	0	0	0	19
15:00	6	6	8	2	0	0	0	0	0	0	0	0	0	22
16:00	6	8	7	3	1	0	0	0	0	0	0	0	0	25
17:00	3	12	8	5	2	0	0	0	0	0	0	0	0	30
18:00	3	4	13	6	0	0	0	0	0	0	0	0	0	26
19:00	2	1	10	5	1	0	0	0	0	0	0	0	0	19
20:00	0	5	1	5	3	0	0	0	0	0	0	0	0	14
21:00	0	2	0	1	1	1	0	0	0	0	0	0	0	5
22:00	0	0	1	2	0	0	0	0	0	0	0	0	0	3
23:00	0	0	0	0	1	0	0	0	0	0	0	0	0	1
Totals	64	97	91	44	12	1								309
% of Totals	21%	31%	29%	14%	4%	0%								100%

AM Volumes	34	42	24	10	2	0	0	0	0	0	0	0	0	112		
% AM	11%	14%	8%	3%	1%									36%		
AM Peak Hour	10:00	8:00	7:00	7:00	1:00									10:00		
Volume	9	9	4	2	1									24		
PM Volumes	30	55	67	34	10	1	0	0	0	0	0	0	0	197		
% PM	10%	18%	22%	11%	3%	0%								64%		
PM Peak Hour	14:00	17:00	18:00	18:00	20:00	21:00								17:00		
Volume	6	12	13	6	3	1								30		
Directional Peak Periods		AM 7-9				NOON 12-2				PM 4-6				Off Peak Volumes		
All Speeds		Volume		%		Volume		%		Volume		%		Volume	%	
		37	↔	12%		33	↔	11%		55	↔	18%		184	↔	60%

Street Name	Direction	Percentiles					
		15th	50th	Average	85th	95th	ADT
S Orchard Dr	North Bound	12	20	20	28	31	210
S Orchard Dr	South Bound	12	20	19	26	30	309

SPEED

S Orchard Dr Bet. W Olive Ave & W Oak St

Day: Thursday

Date: 2/3/2022

City: Burbank

Project #: CA22_020022_014

Summary

Time	< 15	15 - 19	20 - 24	25 - 29	30 - 34	35 - 39	40 - 44	45 - 49	50 - 54	55 - 59	60 - 64	65 - 69	70 +	Total
0:00 AM	0	0	0	2	0	0	0	0	0	0	0	0	0	2
1:00	0	1	0	2	1	0	0	0	0	0	0	0	0	4
2:00	1	0	1	0	0	0	0	0	0	0	0	0	0	2
3:00	0	0	1	0	0	0	0	0	0	0	0	0	0	1
4:00	2	0	0	0	0	0	0	0	0	0	0	0	0	2
5:00	2	2	4	1	0	0	0	0	0	0	0	0	0	9
6:00	0	3	5	1	1	1	0	0	0	0	0	0	0	11
7:00	7	5	6	7	0	0	0	0	0	0	0	0	0	25
8:00	11	12	9	3	1	0	0	0	0	0	0	0	0	36
9:00	8	12	7	2	2	0	0	0	0	0	0	0	0	31
10:00	15	15	7	6	4	0	0	0	0	0	0	0	0	47
11:00	6	14	9	5	1	0	0	0	0	0	0	0	0	35
12:00 PM	4	10	8	5	0	0	0	0	0	0	0	0	0	27
13:00	8	6	9	2	1	0	0	0	0	0	0	0	0	26
14:00	9	15	14	4	0	0	0	0	0	0	0	0	0	42
15:00	11	9	13	3	0	0	0	0	0	0	0	0	0	36
16:00	9	13	11	5	2	0	0	0	0	0	0	0	0	40
17:00	7	17	11	6	3	0	0	0	0	0	0	0	0	44
18:00	6	5	18	11	0	0	0	0	0	0	0	0	0	40
19:00	2	1	13	6	1	0	0	0	0	0	0	0	0	23
20:00	2	5	2	9	4	0	0	0	0	0	0	0	0	22
21:00	1	2	0	1	1	1	0	0	0	0	0	0	0	6
22:00	1	1	1	2	1	0	0	0	0	0	0	0	0	6
23:00	0	1	0	0	1	0	0	0	0	0	0	0	0	2
Totals	112	149	149	83	24	2								519
% of Totals	22%	29%	29%	16%	5%	0%								100%

AM Volumes	52	64	49	29	10	1	0	0	0	0	0	0	0	205			
% AM	10%	12%	9%	6%	2%	0%								39%			
AM Peak Hour	10:00	10:00	8:00	7:00	10:00	6:00								10:00			
Volume	15	15	9	7	4	1								47			
PM Volumes	60	85	100	54	14	1	0	0	0	0	0	0	0	314			
% PM	12%	16%	19%	10%	3%	0%								61%			
PM Peak Hour	15:00	17:00	18:00	18:00	20:00	21:00								17:00			
Volume	11	17	18	11	4	1								44			
Directional Peak Periods		AM 7-9				NOON 12-2			PM 4-6			Off Peak Volumes					
All Speeds		Volume	↔		%	Volume	↔		%	Volume	↔		%	Volume	↔		%
		61			12%	53			10%	84			16%	321			62%

Street Name	Direction	Percentiles					
		15th	50th	Average	85th	95th	ADT
S Orchard Dr	Summary	12	20	20	27	30	519

VOLUME

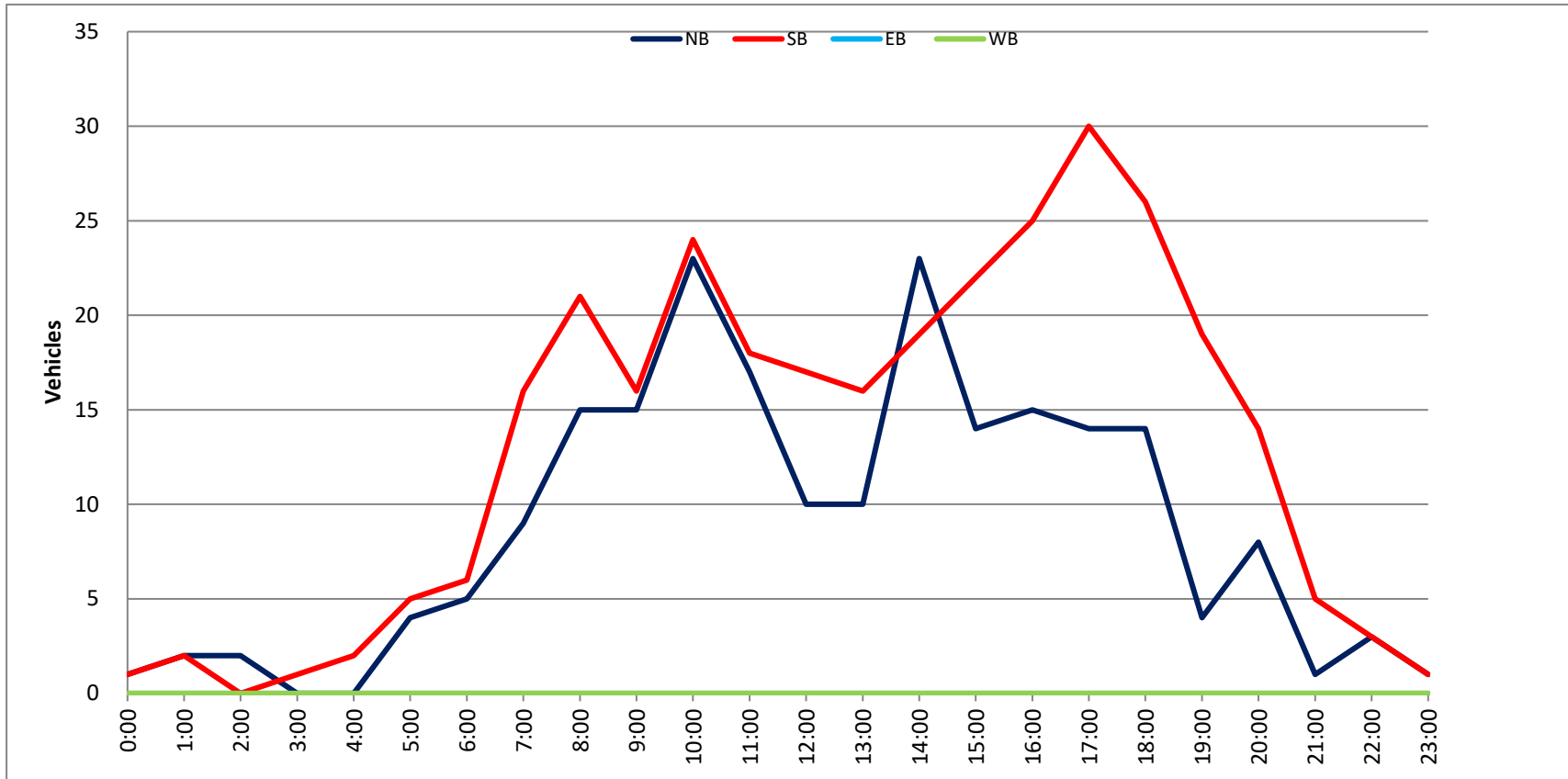
S Orchard Dr Bet. W Olive Ave & W Oak St

Day: Thursday
 Date: 2/3/2022

City: Burbank
 Project #: CA22_020022_014

DAILY TOTALS					NB	SB	EB	WB	Total		
					210	309	0	0	519		
AM Period	NB	SB	EB	WB	TOTAL	PM Period	NB	SB	EB	WB	TOTAL
0:00	0	0	0	0		12:00	5	9	0	0	14
0:15	0	0	0	0		12:15	2	4	0	0	6
0:30	1	1	0	0	2	12:30	2	3	0	0	5
0:45	0	1	0	1	2	12:45	1	10	1	17	27
1:00	0	1	0	0	1	13:00	3	1	0	0	4
1:15	0	0	0	0		13:15	0	4	0	0	4
1:30	0	1	0	0	1	13:30	2	6	0	0	8
1:45	2	2	0	2	4	13:45	5	10	5	16	26
2:00	0	0	0	0		14:00	3	4	0	0	7
2:15	1	0	0	0	1	14:15	8	5	0	0	13
2:30	0	0	0	0		14:30	4	7	0	0	11
2:45	1	2	0	0	2	14:45	8	23	3	19	42
3:00	0	1	0	0	1	15:00	3	8	0	0	11
3:15	0	0	0	0		15:15	5	3	0	0	8
3:30	0	0	0	0		15:30	2	5	0	0	7
3:45	0	0	1	0	1	15:45	4	14	6	22	36
4:00	0	2	0	0	2	16:00	1	7	0	0	8
4:15	0	0	0	0		16:15	4	8	0	0	12
4:30	0	0	0	0		16:30	5	7	0	0	12
4:45	0	0	2	0	2	16:45	5	15	3	25	40
5:00	2	2	0	0	4	17:00	4	4	0	0	8
5:15	1	0	0	0	1	17:15	3	12	0	0	15
5:30	0	2	0	0	2	17:30	4	8	0	0	12
5:45	1	4	1	5	9	17:45	3	14	6	30	44
6:00	0	2	0	0	2	18:00	2	3	0	0	5
6:15	2	0	0	0	2	18:15	4	5	0	0	9
6:30	1	1	0	0	2	18:30	3	9	0	0	12
6:45	2	5	3	6	11	18:45	5	14	9	26	40
7:00	3	3	0	0	6	19:00	1	6	0	0	7
7:15	0	5	0	0	5	19:15	3	4	0	0	7
7:30	0	2	0	0	2	19:30	0	6	0	0	6
7:45	6	9	6	16	25	19:45	0	4	3	19	23
8:00	5	4	0	0	9	20:00	4	4	0	0	8
8:15	3	6	0	0	9	20:15	0	3	0	0	3
8:30	4	5	0	0	9	20:30	2	4	0	0	6
8:45	3	15	6	21	36	20:45	2	8	3	14	22
9:00	4	5	0	0	9	21:00	0	3	0	0	3
9:15	5	2	0	0	7	21:15	0	0	0	0	0
9:30	2	5	0	0	7	21:30	0	1	0	0	1
9:45	4	15	4	16	31	21:45	1	1	1	5	6
10:00	8	7	0	0	15	22:00	1	1	0	0	2
10:15	0	4	0	0	4	22:15	1	0	0	0	1
10:30	8	9	0	0	17	22:30	0	1	0	0	1
10:45	7	23	4	24	47	22:45	1	3	1	3	6
11:00	7	7	0	0	14	23:00	0	0	0	0	0
11:15	3	3	0	0	6	23:15	0	0	0	0	0
11:30	3	3	0	0	6	23:30	1	1	0	0	2
11:45	4	17	5	18	35	23:45	0	1	0	1	2
TOTALS	93	112			205	TOTALS	117	197			314
SPLIT %	45.4%	54.6%			39.5%	SPLIT %	37.3%	62.7%			60.5%

DAILY TOTALS					NB	SB	EB	WB	Total
					210	309	0	0	519
AM Peak Hour	10:30	9:45			10:30	PM Peak Hour	14:00	17:00	14:15
AM Pk Volume	25	24			48	PM Pk Volume	23	30	46
Pk Hr Factor	0.781	0.667			0.706	Pk Hr Factor	0.719	0.625	0.885
7 - 9 Volume	24	37	0	0	61	4 - 6 Volume	29	55	84
7 - 9 Peak Hour	7:45	7:45			7:45	4 - 6 Peak Hour	16:15	17:00	17:00
7 - 9 Pk Volume	18	21	0	0	39	4 - 6 Pk Volume	18	30	44
Pk Hr Factor	0.750	0.875	0.000	0.000	0.813	Pk Hr Factor	0.900	0.625	0.733



Prepared by National Data & Surveying Services
SPEED
 S Reese Pl Bet. End Of St & W Alameda Ave

Day: Tuesday
 Date: 1/18/2022

City: Burbank
 Project #: CA22_020022_017n

North Bound

Time	<15	15-19	20-24	25-29	30-34	35-39	40-44	45-49	50-54	55-59	60-64	65-69	70+	Total
00:00 AM	0	0	0	0	0	0	0	0	0	0	0	0	0	0
00:15	0	0	0	0	0	0	0	0	0	0	0	0	0	0
00:30	0	0	0	0	0	0	0	0	0	0	0	0	0	0
00:45	0	0	0	0	0	0	0	0	0	0	0	0	0	0
01:00	0	0	0	0	0	0	0	0	0	0	0	0	0	0
01:15	0	0	0	0	0	0	0	0	0	0	0	0	0	0
01:30	0	0	0	0	0	0	0	0	0	0	0	0	0	0
01:45	0	0	0	0	0	0	0	0	0	0	0	0	0	0
02:00	0	0	0	0	0	0	0	0	0	0	0	0	0	0
02:15	0	0	0	0	0	0	0	0	0	0	0	0	0	0
02:30	0	0	0	0	0	0	0	0	0	0	0	0	0	0
02:45	0	0	0	0	0	0	0	0	0	0	0	0	0	0
03:00	0	0	0	0	0	0	0	0	0	0	0	0	0	0
03:15	0	0	0	0	0	0	0	0	0	0	0	0	0	0
03:30	0	0	0	1	0	0	0	0	0	0	0	0	0	1
03:45	0	0	0	0	0	0	0	0	0	0	0	0	0	0
04:00	0	0	0	0	0	0	0	0	0	0	0	0	0	0
04:15	0	0	0	0	0	0	0	0	0	0	0	0	0	0
04:30	0	0	0	0	0	0	0	0	0	0	0	0	0	0
04:45	0	0	0	0	0	0	0	0	0	0	0	0	0	0
05:00	0	0	0	0	0	0	0	0	0	0	0	0	0	0
05:15	0	0	0	0	0	1	0	0	0	0	0	0	0	1
05:30	0	0	0	0	0	0	0	0	0	0	0	0	0	0
05:45	0	0	0	0	0	0	0	0	0	0	0	0	0	0
06:00	0	0	0	0	0	0	0	0	0	0	0	0	0	0
06:15	0	0	0	0	0	0	0	0	0	0	0	0	0	0
06:30	0	0	0	0	0	0	0	0	0	0	0	0	0	0
06:45	0	0	0	0	0	0	0	0	0	0	0	0	0	0
07:00	0	0	0	0	0	0	0	0	0	0	0	0	0	0
07:15	0	0	0	0	0	0	0	0	0	0	0	0	0	0
07:30	0	0	1	0	1	0	0	0	0	0	0	0	0	2
07:45	0	0	1	0	0	0	0	0	0	0	0	0	0	1
08:00	0	0	0	0	1	0	0	0	0	0	0	0	0	1
08:15	0	0	1	0	0	0	0	0	0	0	0	0	0	1
08:30	0	0	0	0	0	0	0	0	0	0	0	0	0	0
08:45	0	1	1	0	0	0	0	0	0	0	0	0	0	2
09:00	0	0	0	0	0	0	0	0	0	0	0	0	0	0
09:15	1	0	0	1	0	0	0	0	0	0	0	0	0	2
09:30	0	0	0	0	2	0	0	0	0	0	0	0	0	2
09:45	0	0	0	0	1	0	0	0	0	0	0	0	0	1
10:00	0	0	0	0	0	0	0	0	0	0	0	0	0	0
10:15	0	0	0	0	0	0	0	0	0	0	0	0	0	0
10:30	1	1	0	0	0	0	0	0	0	0	0	0	0	3
10:45	0	0	0	1	1	0	0	0	0	0	0	0	0	2
11:00	0	0	0	0	0	0	0	0	0	0	0	0	0	0
11:15	0	0	0	0	0	0	0	0	0	0	0	0	0	0
11:30	0	1	0	1	0	0	0	0	0	0	0	0	0	2
11:45	0	0	0	0	1	0	0	0	0	0	0	0	0	1
12:00 PM	0	2	1	1	1	0	0	0	0	0	0	0	0	5
12:15	0	0	0	1	0	0	0	0	0	0	0	0	0	1
12:30	0	0	1	1	0	0	0	0	0	0	0	0	0	2
12:45	0	0	0	0	0	0	1	0	0	0	0	0	0	1
13:00	1	0	2	0	0	0	0	0	0	0	0	0	0	3
13:15	0	0	1	1	0	0	0	0	0	0	0	0	0	2
13:30	0	0	1	0	0	0	0	0	0	0	0	0	0	1
13:45	0	0	1	0	0	0	0	0	0	0	0	0	0	1
14:00	0	0	1	1	0	0	0	0	0	0	0	0	0	2
14:15	0	1	0	0	0	0	0	0	0	0	0	0	0	1
14:30	0	1	1	0	0	0	0	0	0	0	0	0	0	2
14:45	1	2	1	1	0	0	0	0	0	0	0	0	0	5
15:00	0	0	0	0	0	0	0	0	0	0	0	0	0	0
15:15	1	3	2	0	0	0	0	0	0	0	0	0	0	6
15:30	2	1	1	1	0	0	0	0	0	0	0	0	0	5
15:45	0	0	1	0	0	0	0	0	0	0	0	0	0	1
16:00	1	0	0	1	0	0	0	0	0	0	0	0	0	2
16:15	1	1	1	1	0	0	0	0	0	0	0	0	0	4
16:30	2	2	0	0	0	0	0	0	0	0	0	0	0	4
16:45	0	0	1	0	0	0	0	0	0	0	0	0	0	1
17:00	0	1	0	1	0	0	0	0	0	0	0	0	0	2
17:15	0	0	0	1	0	0	0	0	0	0	0	0	0	1
17:30	0	0	0	0	2	0	0	0	0	0	0	0	0	2
17:45	0	0	1	1	0	0	0	0	0	0	0	0	0	2
18:00	1	0	0	0	0	0	0	0	0	0	0	0	0	1
18:15	0	0	0	0	1	0	0	0	0	0	0	0	0	1
18:30	0	0	0	0	2	0	0	0	0	0	0	0	0	2
18:45	0	0	0	1	0	0	0	0	0	0	0	0	0	1
19:00	0	0	0	0	0	0	0	0	0	0	0	0	0	0
19:15	0	0	0	0	0	1	0	0	0	0	0	0	0	1
19:30	0	0	0	1	0	0	0	0	0	0	0	0	0	1
19:45	0	0	0	1	0	0	0	0	0	0	0	0	0	1
20:00	0	0	1	1	0	0	0	0	0	0	0	0	0	2
20:15	0	0	0	0	0	0	0	0	0	0	0	0	0	0
20:30	0	0	0	0	0	0	0	0	0	0	0	0	0	0
20:45	0	0	0	0	0	0	0	0	0	0	0	0	0	0
21:00	0	0	0	0	0	0	0	0	0	0	0	0	0	0
21:15	0	1	0	0	0	0	0	0	0	0	0	0	0	1
21:30	0	1	0	0	1	0	0	0	0	0	0	0	0	2
21:45	0	0	0	0	0	0	0	0	0	0	0	0	0	0
22:00	0	1	0	0	0	0	0	0	0	0	0	0	0	1
22:15	0	0	0	0	0	0	0	0	0	0	0	0	0	0
22:30	0	0	0	0	0	0	0	0	0	0	0	0	0	0
22:45	0	0	0	0	0	0	0	0	0	0	0	0	0	0
23:00	0	0	0	0	0	0	0	0	0	0	0	0	0	0
23:15	0	0	0	0	0	0	0	0	0	0	0	0	0	0
23:30	0	0	0	0	0	0	0	0	0	0	0	0	0	0
23:45	0	0	0	0	0	0	0	0	0	0	0	0	0	0

Class	Volume	%	Class	Volume	%	Class	Volume	%	Class	Volume	%
All Classes	7	7%	All Classes	16	17%	All Classes	19	20%	All Classes	52	55%

Street Name	Direction	Percentiles					ADT
		15th	50th	Average	85th	95th	
S Reese Pl	North Bound	15	23	23	30	34	94
S Reese Pl	South Bound	12	22	21	28	33	98

Prepared by National Data & Surveying Services
SPEED
S Reese Pl Bet. End Of St & W Alameda Ave

Day: Tuesday
Date: 1/18/2022

City: Burbank
Project #: CA22_020022_017s

South Bound

Time	<15	15-19	20-24	25-29	30-34	35-39	40-44	45-49	50-54	55-59	60-64	65-69	70+	Total
00:00 AM	0	0	0	0	0	0	0	0	0	0	0	0	0	0
00:15	0	0	0	0	0	0	0	0	0	0	0	0	0	0
00:30	0	0	0	0	0	0	0	0	0	0	0	0	0	0
00:45	0	0	0	0	0	0	0	0	0	0	0	0	0	0
01:00	0	0	0	0	0	0	0	0	0	0	0	0	0	0
01:15	0	0	0	1	0	0	0	0	0	0	0	0	0	1
01:30	0	0	0	0	0	0	0	0	0	0	0	0	0	0
01:45	0	0	0	0	0	0	0	0	0	0	0	0	0	0
02:00	0	0	0	0	0	0	0	0	0	0	0	0	0	0
02:15	0	0	0	0	0	0	0	0	0	0	0	0	0	0
02:30	0	0	0	0	0	0	0	0	0	0	0	0	0	0
02:45	0	1	0	0	0	0	0	0	0	0	0	0	0	1
03:00	0	0	0	0	0	0	0	0	0	0	0	0	0	0
03:15	0	0	0	0	0	0	0	0	0	0	0	0	0	0
03:30	0	0	0	0	0	0	0	0	0	0	0	0	0	0
03:45	0	0	0	0	0	0	0	0	0	0	0	0	0	0
04:00	0	0	0	0	0	0	0	0	0	0	0	0	0	0
04:15	0	0	0	0	0	0	0	0	0	0	0	0	0	0
04:30	0	0	0	0	0	0	0	0	0	0	0	0	0	0
04:45	0	0	0	0	0	0	0	0	0	0	0	0	0	0
05:00	0	0	0	0	0	0	0	0	0	0	0	0	0	0
05:15	0	0	0	0	0	1	0	0	0	0	0	0	0	1
05:30	0	0	0	0	0	0	0	0	0	0	0	0	0	0
05:45	0	0	0	0	0	0	0	0	0	0	0	0	0	0
06:00	0	0	0	0	1	0	0	0	0	0	0	0	0	1
06:15	0	0	0	0	0	0	0	0	0	0	0	0	0	0
06:30	0	0	0	0	0	0	0	0	0	0	0	0	0	0
06:45	0	0	0	0	0	0	0	0	0	0	0	0	0	0
07:00	0	0	1	0	0	0	0	0	0	0	0	0	0	1
07:15	0	0	0	0	0	0	0	0	0	0	0	0	0	0
07:30	0	0	0	0	0	0	0	0	0	0	0	0	0	0
07:45	1	0	3	0	0	0	0	0	0	0	0	0	0	4
08:00	0	0	0	0	0	0	0	0	0	0	0	0	0	0
08:15	1	0	0	0	0	0	0	0	0	0	0	0	0	1
08:30	2	1	0	1	0	0	0	0	0	0	0	0	0	4
08:45	0	0	1	0	0	0	0	0	0	0	0	0	0	1
09:00	0	0	0	2	0	0	0	0	0	0	0	0	0	2
09:15	0	0	0	0	1	0	0	0	0	0	0	0	0	1
09:30	0	0	0	1	0	0	0	0	0	0	0	0	0	1
09:45	0	0	0	0	0	0	0	0	0	0	0	0	0	0
10:00	0	0	0	1	0	0	0	0	0	0	0	0	0	1
10:15	0	0	0	1	0	0	0	0	0	0	0	0	0	1
10:30	0	0	1	2	0	0	0	0	0	0	0	0	0	4
10:45	0	0	1	1	0	0	0	0	0	0	0	0	0	2
11:00	0	1	1	0	0	0	0	0	0	0	0	0	0	2
11:15	0	0	1	0	0	0	0	0	0	0	0	0	0	1
11:30	1	0	0	0	0	0	0	0	0	0	0	0	0	1
11:45	0	1	0	0	0	0	0	0	0	0	0	0	0	1
12:00 PM	1	1	0	1	0	0	0	0	0	0	0	0	0	3
12:15	0	0	1	0	0	0	0	0	0	0	0	0	0	1
12:30	0	0	0	1	0	0	0	0	0	0	0	0	0	1
12:45	1	0	0	1	0	0	1	0	0	0	0	0	0	3
13:00	2	0	2	0	1	0	0	0	0	0	0	0	0	4
13:15	0	0	0	0	0	0	0	0	0	0	0	0	0	0
13:30	1	0	2	0	0	0	0	0	0	0	0	0	0	3
13:45	0	1	3	0	0	0	0	0	0	0	0	0	0	4
14:00	0	0	2	0	0	0	0	0	0	0	0	0	0	2
14:15	0	0	0	0	0	0	0	0	0	0	0	0	0	0
14:30	0	0	0	1	0	0	0	0	0	0	0	0	0	1
14:45	3	1	1	1	0	0	0	0	0	0	0	0	0	6
15:00	0	0	0	0	0	0	0	0	0	0	0	0	0	0
15:15	2	3	1	1	0	0	0	0	3	0	0	0	0	7
15:30	0	0	1	0	0	0	0	0	0	0	0	0	0	1
15:45	2	1	1	0	0	0	0	0	0	0	0	0	0	4
16:00	0	0	2	1	0	0	0	0	0	0	0	0	0	3
16:15	0	0	1	0	0	0	0	0	0	0	0	0	0	1
16:30	1	3	1	0	0	0	0	0	0	0	0	0	0	5
16:45	0	0	0	0	0	0	0	0	0	0	0	0	0	0
17:00	0	0	1	0	0	0	0	0	0	0	0	0	0	1
17:15	0	0	1	0	0	0	0	0	0	0	0	0	0	1
17:30	1	1	0	0	0	0	0	0	0	0	0	0	0	2
17:45	0	0	1	0	0	0	0	0	0	0	0	0	0	1
18:00	1	0	0	0	0	0	0	0	0	0	0	0	0	1
18:15	0	0	0	0	1	0	0	0	0	0	0	0	0	1
18:30	0	0	1	0	0	0	0	0	0	0	0	0	0	1
18:45	0	1	0	0	1	0	0	0	0	0	0	0	0	2
19:00	0	0	0	0	0	0	0	0	0	0	0	0	0	0
19:15	0	0	0	0	0	0	0	0	0	0	0	0	0	0
19:30	0	0	0	1	0	0	0	0	0	0	0	0	0	1
19:45	0	1	1	0	0	0	0	0	0	0	0	0	0	2
20:00	0	0	0	1	0	0	0	0	0	0	0	0	0	1
20:15	0	0	0	0	0	0	0	0	0	0	0	0	0	0
20:30	0	0	0	0	0	0	0	0	0	0	0	0	0	0
20:45	0	0	0	0	0	0	0	0	0	0	0	0	0	0
21:00	0	0	0	0	0	0	0	0	0	0	0	0	0	0
21:15	0	0	0	0	0	0	0	0	0	0	0	0	0	0
21:30	0	0	0	1	0	0	0	0	0	0	0	0	0	1
21:45	0	0	0	0	0	0	0	0	0	0	0	0	0	0
22:00	0	0	0	0	1	0	0	0	0	0	0	0	0	1
22:15	0	0	0	0	0	0	0	0	0	0	0	0	0	0
22:30	0	0	0	0	0	0	0	0	0	0	0	0	0	0
22:45	0	0	0	0	0	0	0	0	0	0	0	0	0	0
23:00	0	0	0	0	0	0	0	0	0	0	0	0	0	0
23:15	0	0	0	0	0	0	0	0	0	0	0	0	0	0
23:30	0	0	0	0	0	0	0	0	0	0	0	0	0	0
23:45	0	0	0	0	0	0	0	0	0	0	0	0	0	0
% Totals	2%	1%	1%	2%	2%	2%	3%	3%	3%	3%	3%	3%	3%	100%
% of Totals	20%	18%	33%	20%	6%	6%	1%	1%						

AM Volumes	9	5	9	10	2	1	0	0	0	0	0	0	0	32
% AMH	5%	5%	9%	10%	2%	1%	0%	0%	0%	0%	0%	0%	0%	33%
AM Peak Hour Volume	7:45	10:15	07:00	10:00	05:15	04:30								07:45
PM Volumes	15	15	25	10	4	0	0	0	0	0	0	0	0	9
% PM	15%	15%	25%	10%	4%	0%	0%	0%	0%	0%	0%	0%	0%	9%
PM Peak Hour Volume	14:30	14:30	13:00	14:30	18:00	12:00								15:15
Directional Peak Periods	1	1	7	1	2									15
All Classes	Volume		%		%			%		%			%	
	11		11%	19		19%	15		15%	53		54%		

Street Name	Direction	Percentiles					ADT
		15th	50th	Average	85th	95th	
S Reese Pl	North Bound	15	23		30	34	94
S Reese Pl	South Bound	12	22	21	28	33	98

SPEED

S Reese Pl Bet. End Of St & W Alameda Ave

Day: Tuesday
Date: 1/18/2022

City: Burbank
Project #: CA22_020022_017n

North Bound

Time	< 15	15 - 19	20 - 24	25 - 29	30 - 34	35 - 39	40 - 44	45 - 49	50 - 54	55 - 59	60 - 64	65 - 69	70 +	Total
00:00 AM	0	0	0	0	0	0	0	0	0	0	0	0	0	0
01:00	0	0	0	0	0	0	0	0	0	0	0	0	0	0
02:00	0	0	0	0	0	0	0	0	0	0	0	0	0	0
03:00	0	0	0	1	0	0	0	0	0	0	0	0	0	1
04:00	0	0	0	0	0	0	0	0	0	0	0	0	0	0
05:00	0	0	0	0	0	1	0	0	0	0	0	0	0	1
06:00	0	0	0	0	0	0	0	0	0	0	0	0	0	0
07:00	0	0	2	0	1	0	0	0	0	0	0	0	0	3
08:00	0	1	2	0	1	0	0	0	0	0	0	0	0	4
09:00	1	0	0	1	3	0	0	0	0	0	0	0	0	5
10:00	1	1	0	2	1	0	0	0	0	0	0	0	0	5
11:00	0	1	0	1	1	0	0	0	0	0	0	0	0	3
12:00 PM	0	2	2	3	1	0	1	0	0	0	0	0	0	9
13:00	1	0	5	1	0	0	0	0	0	0	0	0	0	7
14:00	1	4	3	2	0	0	0	0	0	0	0	0	0	10
15:00	3	4	4	1	1	0	0	0	0	0	0	0	0	13
16:00	4	3	2	2	0	0	0	0	0	0	0	0	0	11
17:00	1	1	1	5	0	0	0	0	0	0	0	0	0	8
18:00	1	0	0	3	1	0	0	0	0	0	0	0	0	5
19:00	0	0	1	1	0	1	0	0	0	0	0	0	0	3
20:00	0	0	1	1	0	0	0	0	0	0	0	0	0	2
21:00	0	2	0	0	1	0	0	0	0	0	0	0	0	3
22:00	0	1	0	0	0	0	0	0	0	0	0	0	0	1
23:00	0	0	0	0	0	0	0	0	0	0	0	0	0	0
Totals	13	20	23	24	11	2	1							94
% of Totals	14%	21%	24%	26%	12%	2%	1%							100%

AM Volumes	2	3	4	5	7	1	0	0	0	0	0	0	0	22		
% AM	2%	3%	4%	5%	7%	1%								23%		
AM Peak Hour	09:00	08:00	07:00	10:00	09:00	05:00								09:00		
Volume	1	1	2	2	3	1								5		
PM Volumes	11	17	19	19	4	1	1	0	0	0	0	0	0	72		
% PM	12%	18%	20%	20%	4%	1%	1%							77%		
PM Peak Hour	16:00	14:00	13:00	17:00	12:00	19:00	12:00							15:00		
Volume	4	4	5	5	1	1	1							13		
Directional Peak Periods All Speeds		AM 7-9				NOON 12-2				PM 4-6				Off Peak Volumes		
		Volume		%		Volume		%		Volume		%		Volume	%	
		7	↔	7%		16	↔	17%		19	↔	20%		52	↔	55%

Street Name	Direction	Percentiles					
		15th	50th	Average	85th	95th	ADT
S Reese Pl	North Bound	15	23	23	30	34	94
S Reese Pl	South Bound	12	22	21	28	33	98

SPEED

S Reese Pl Bet. End Of St & W Alameda Ave

Day: Tuesday
Date: 1/18/2022

City: Burbank
Project #: CA22_020022_017s

South Bound

Time	< 15	15 - 19	20 - 24	25 - 29	30 - 34	35 - 39	40 - 44	45 - 49	50 - 54	55 - 59	60 - 64	65 - 69	70 +	Total
00:00 AM	0	0	0	0	0	0	0	0	0	0	0	0	0	0
01:00	0	0	0	1	0	0	0	0	0	0	0	0	0	1
02:00	0	1	0	0	0	0	0	0	0	0	0	0	0	1
03:00	0	0	0	0	0	0	0	0	0	0	0	0	0	0
04:00	0	0	0	0	0	0	0	0	0	0	0	0	0	0
05:00	0	0	0	0	0	1	0	0	0	0	0	0	0	1
06:00	0	0	0	0	1	0	0	0	0	0	0	0	0	1
07:00	1	0	4	0	0	0	0	0	0	0	0	0	0	5
08:00	3	1	1	1	0	0	0	0	0	0	0	0	0	6
09:00	0	0	0	3	1	0	0	0	0	0	0	0	0	4
10:00	0	1	2	5	0	0	0	0	0	0	0	0	0	8
11:00	1	2	2	0	0	0	0	0	0	0	0	0	0	5
12:00 PM	2	1	1	2	1	0	1	0	0	0	0	0	0	8
13:00	3	1	7	0	0	0	0	0	0	0	0	0	0	11
14:00	3	1	3	2	0	0	0	0	0	0	0	0	0	9
15:00	4	4	3	1	0	0	0	0	0	0	0	0	0	12
16:00	1	3	4	1	0	0	0	0	0	0	0	0	0	9
17:00	1	1	3	1	0	0	0	0	0	0	0	0	0	6
18:00	1	1	1	0	2	0	0	0	0	0	0	0	0	5
19:00	0	1	1	1	0	0	0	0	0	0	0	0	0	3
20:00	0	0	0	1	0	0	0	0	0	0	0	0	0	1
21:00	0	0	0	1	0	0	0	0	0	0	0	0	0	1
22:00	0	0	0	0	1	0	0	0	0	0	0	0	0	1
23:00	0	0	0	0	0	0	0	0	0	0	0	0	0	0
Totals	20	18	32	20	6	1	1							98
% of Totals	20%	18%	33%	20%	6%	1%	1%							100%

AM Volumes	5	5	9	10	2	1	0	0	0	0	0	0	0	32		
% AM	5%	5%	9%	10%	2%	1%								33%		
AM Peak Hour	08:00	11:00	07:00	10:00	06:00	05:00								10:00		
Volume	3	2	4	5	1	1								8		
PM Volumes	15	13	23	10	4	0	1	0	0	0	0	0	0	66		
% PM	15%	13%	23%	10%	4%		1%							67%		
PM Peak Hour	15:00	15:00	13:00	12:00	18:00		12:00							15:00		
Volume	4	4	7	2	2		1							12		
Directional Peak Periods		AM 7-9				NOON 12-2				PM 4-6				Off Peak Volumes		
All Speeds		Volume	↔		%	Volume	↔		%	Volume	↔		%	Volume	↔	
		11			11%	19			19%	15			15%	53		

Street Name	Direction	Percentiles					
		15th	50th	Average	85th	95th	ADT
S Reese Pl	North Bound	15	23	23	30	34	94
S Reese Pl	South Bound	12	22	21	28	33	98

SPEED

S Reese Pl Bet. End Of St & W Alameda Ave

Day: Tuesday
Date: 1/18/2022

City: Burbank
Project #: CA22_020022_017

Summary

Time	< 15	15 - 19	20 - 24	25 - 29	30 - 34	35 - 39	40 - 44	45 - 49	50 - 54	55 - 59	60 - 64	65 - 69	70 +	Total
00:00 AM	0	0	0	0	0	0	0	0	0	0	0	0	0	0
01:00	0	0	0	1	0	0	0	0	0	0	0	0	0	1
02:00	0	1	0	0	0	0	0	0	0	0	0	0	0	1
03:00	0	0	0	1	0	0	0	0	0	0	0	0	0	1
04:00	0	0	0	0	0	0	0	0	0	0	0	0	0	0
05:00	0	0	0	0	0	2	0	0	0	0	0	0	0	2
06:00	0	0	0	0	1	0	0	0	0	0	0	0	0	1
07:00	1	0	6	0	1	0	0	0	0	0	0	0	0	8
08:00	3	2	3	1	1	0	0	0	0	0	0	0	0	10
09:00	1	0	0	4	4	0	0	0	0	0	0	0	0	9
10:00	1	2	2	7	1	0	0	0	0	0	0	0	0	13
11:00	1	3	2	1	1	0	0	0	0	0	0	0	0	8
12:00 PM	2	3	3	5	2	0	2	0	0	0	0	0	0	17
13:00	4	1	12	1	0	0	0	0	0	0	0	0	0	18
14:00	4	5	6	4	0	0	0	0	0	0	0	0	0	19
15:00	7	8	7	2	1	0	0	0	0	0	0	0	0	25
16:00	5	6	6	3	0	0	0	0	0	0	0	0	0	20
17:00	2	2	4	6	0	0	0	0	0	0	0	0	0	14
18:00	2	1	1	3	3	0	0	0	0	0	0	0	0	10
19:00	0	1	2	2	0	1	0	0	0	0	0	0	0	6
20:00	0	0	1	2	0	0	0	0	0	0	0	0	0	3
21:00	0	2	0	1	1	0	0	0	0	0	0	0	0	4
22:00	0	1	0	0	1	0	0	0	0	0	0	0	0	2
23:00	0	0	0	0	0	0	0	0	0	0	0	0	0	0
Totals	33	38	55	44	17	3	2							192
% of Totals	17%	20%	29%	23%	9%	2%	1%							100%

AM Volumes	7	8	13	15	9	2	0	0	0	0	0	0	0	54
% AM	4%	4%	7%	8%	5%	1%								28%
AM Peak Hour	08:00	11:00	07:00	10:00	09:00	05:00								10:00
Volume	3	3	6	7	4	2								13
PM Volumes	26	30	42	29	8	1	2	0	0	0	0	0	0	138
% PM	14%	16%	22%	15%	4%	1%	1%							72%
PM Peak Hour	15:00	15:00	13:00	17:00	18:00	19:00	12:00							15:00
Volume	7	8	12	6	3	1	2							25
Directional Peak Periods		AM 7-9				NOON 12-2			PM 4-6			Off Peak Volumes		
All Speeds		Volume		%	Volume		%	Volume		%	Volume		%	
		18	↔	9%	35	↔	18%	34	↔	18%	105	↔	55%	

Street Name	Direction	Percentiles					
		15th	50th	Average	85th	95th	ADT
S Reese Pl	Summary	14	22	22	29	34	192

VOLUME

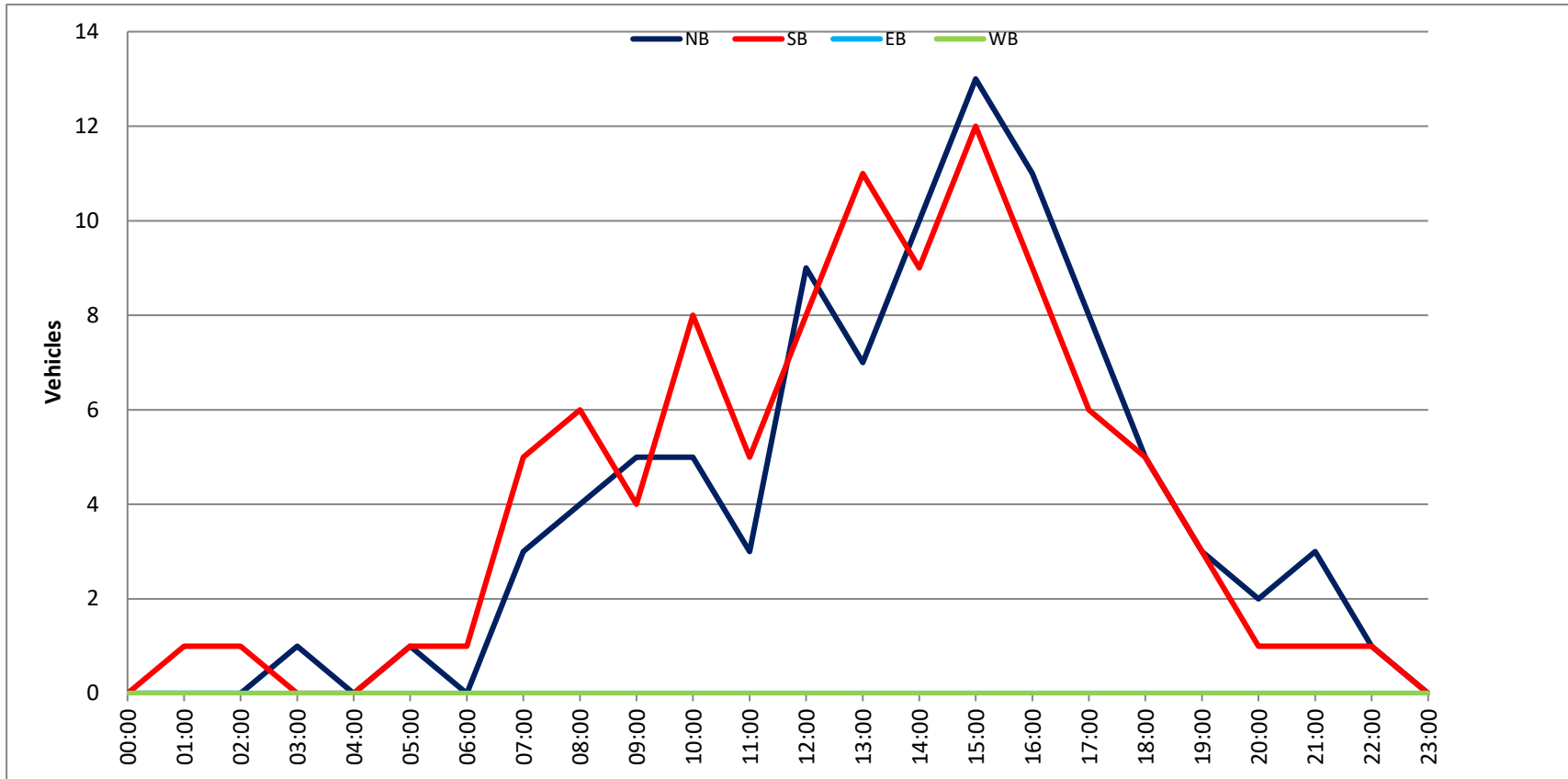
S Reese Pl Bet. End Of St & W Alameda Ave

Day: Tuesday
 Date: 1/18/2022

City: Burbank
 Project #: CA22_020022_017

DAILY TOTALS					NB	SB	EB	WB	Total		
					94	98	0	0	192		
AM Period	NB	SB	EB	WB	TOTAL	PM Period	NB	SB	EB	WB	TOTAL
00:00	0	0	0	0		12:00	5	3	0	0	8
00:15	0	0	0	0		12:15	1	1	0	0	2
00:30	0	0	0	0		12:30	2	1	0	0	3
00:45	0	0	0	0		12:45	1	9	3	8	4
01:00	0	0	0	0		13:00	3	4	0	0	7
01:15	0	1	0	0	1	13:15	2	0	0	0	2
01:30	0	0	0	0		13:30	1	3	0	0	4
01:45	0	0	1	0	1	13:45	1	7	4	11	5
02:00	0	0	0	0		14:00	2	2	0	0	4
02:15	0	0	0	0		14:15	1	0	0	0	1
02:30	0	0	0	0		14:30	2	1	0	0	3
02:45	0	1	1	0	1	14:45	5	10	6	9	11
03:00	0	0	0	0		15:00	1	0	0	0	1
03:15	0	0	0	0		15:15	6	7	0	0	13
03:30	1	0	0	0	1	15:30	5	1	0	0	6
03:45	0	1	0	0	1	15:45	1	13	4	12	5
04:00	0	0	0	0		16:00	2	3	0	0	5
04:15	0	0	0	0		16:15	4	1	0	0	5
04:30	0	0	0	0		16:30	4	5	0	0	9
04:45	0	0	0	0		16:45	1	11	0	9	1
05:00	0	0	0	0		17:00	2	1	0	0	3
05:15	1	1	0	0	2	17:15	1	1	0	0	2
05:30	0	0	0	0		17:30	3	2	0	0	5
05:45	0	1	0	1	2	17:45	2	8	2	6	4
06:00	0	1	0	0	1	18:00	1	1	0	0	2
06:15	0	0	0	0		18:15	1	1	0	0	2
06:30	0	0	0	0		18:30	2	1	0	0	3
06:45	0	0	1	0	1	18:45	1	5	2	5	3
07:00	0	1	0	0	1	19:00	0	0	0	0	0
07:15	0	0	0	0		19:15	1	0	0	0	1
07:30	2	0	0	0	2	19:30	1	1	0	0	2
07:45	1	3	4	5	5	19:45	1	3	2	3	3
08:00	1	0	0	0	1	20:00	2	1	0	0	3
08:15	1	1	0	0	2	20:15	0	0	0	0	0
08:30	0	4	0	0	4	20:30	0	0	0	0	0
08:45	2	4	1	6	3	20:45	0	2	0	1	3
09:00	0	2	0	0	2	21:00	0	0	0	0	0
09:15	2	1	0	0	3	21:15	1	0	0	0	1
09:30	2	1	0	0	3	21:30	2	1	0	0	3
09:45	1	5	0	4	1	21:45	0	3	0	1	4
10:00	0	1	0	0	1	22:00	1	1	0	0	2
10:15	0	1	0	0	1	22:15	0	0	0	0	0
10:30	3	4	0	0	7	22:30	0	0	0	0	0
10:45	2	5	2	8	4	22:45	0	1	0	1	2
11:00	0	2	0	0	2	23:00	0	0	0	0	0
11:15	0	1	0	0	1	23:15	0	0	0	0	0
11:30	2	1	0	0	3	23:30	0	0	0	0	0
11:45	1	3	1	5	2	23:45	0	0	0	0	0
TOTALS	22	32			54	TOTALS	72	66			138
SPLIT %	40.7%	59.3%			28.1%	SPLIT %	52.2%	47.8%			71.9%

DAILY TOTALS					NB	SB	EB	WB	Total
					94	98	0	0	192
AM Peak Hour	11:30	07:45		11:30	PM Peak Hour	14:45	15:15		14:45
AM Pk Volume	9	9		15	PM Pk Volume	17	15		31
Pk Hr Factor	0.450	0.563		0.469	Pk Hr Factor	0.708	0.536		0.596
7 - 9 Volume	7	11	0	18	4 - 6 Volume	19	15	0	34
7 - 9 Peak Hour	07:30	07:45		07:45	4 - 6 Peak Hour	16:00	16:00		16:00
7 - 9 Pk Volume	5	9	0	12	4 - 6 Pk Volume	11	9	0	20
Pk Hr Factor	0.625	0.563	0.000	0.600	Pk Hr Factor	0.688	0.450	0.000	0.556



Prepared by National Data & Surveying Services
SPEED
 S Reese Pl Bet. End Of St & W Alameda Ave

Day: Wednesday
 Date: 1/19/2022

City: Burbank
 Project #: CA22_020022_017n

North Bound

Time	<15	15-19	20-24	25-29	30-34	35-39	40-44	45-49	50-54	55-59	60-64	65-69	70+	Total
00:00 AM	0	0	0	0	0	0	0	0	0	0	0	0	0	0
00:15	0	0	0	0	0	0	0	0	0	0	0	0	0	0
00:30	0	0	0	0	0	0	0	0	0	0	0	0	0	0
00:45	0	0	0	0	0	0	0	0	0	0	0	0	0	0
01:00	0	0	0	0	0	0	0	0	0	0	0	0	0	0
01:15	0	0	0	0	0	0	0	0	0	0	0	0	0	0
01:30	0	0	0	0	0	0	0	0	0	0	0	0	0	0
01:45	0	0	0	0	0	0	0	0	0	0	0	0	0	0
02:00	0	0	0	0	0	0	0	0	0	0	0	0	0	0
02:15	0	0	0	0	0	0	0	0	0	0	0	0	0	0
02:30	0	0	0	0	0	0	0	0	0	0	0	0	0	0
02:45	0	0	0	0	0	0	0	0	0	0	0	0	0	0
03:00	0	0	0	0	0	0	0	0	0	0	0	0	0	0
03:15	0	0	0	0	0	0	0	0	0	0	0	0	0	0
03:30	0	0	0	0	0	0	0	0	0	0	0	0	0	0
03:45	0	0	1	0	0	0	0	0	0	0	0	0	0	1
04:00	0	0	0	0	0	0	0	0	0	0	0	0	0	0
04:15	0	0	0	0	0	0	0	0	0	0	0	0	0	0
04:30	0	0	0	0	0	0	0	0	0	0	0	0	0	0
04:45	0	0	0	0	0	0	0	0	0	0	0	0	0	0
05:00	0	0	0	0	0	0	0	0	0	0	0	0	0	0
05:15	0	0	1	0	0	0	0	0	0	0	0	0	0	1
05:30	0	0	0	0	0	0	0	0	0	0	0	0	0	0
05:45	0	1	0	0	0	0	0	0	0	0	0	0	0	1
06:00	0	0	0	0	0	0	0	0	0	0	0	0	0	0
06:15	0	0	0	0	0	0	0	0	0	0	0	0	0	0
06:30	0	0	0	0	0	0	0	0	0	0	0	0	0	0
06:45	0	0	0	0	0	0	0	0	0	0	0	0	0	0
07:00	0	0	0	0	0	0	0	0	0	0	0	0	0	0
07:15	0	0	1	0	0	0	0	0	0	0	0	0	0	1
07:30	0	0	0	0	0	0	0	0	0	0	0	0	0	0
07:45	0	0	1	1	0	0	0	0	0	0	0	0	0	2
08:00	1	0	1	0	0	0	0	0	0	0	0	0	0	2
08:15	0	0	1	0	0	0	0	0	0	0	0	0	0	1
08:30	0	0	1	0	0	0	0	0	0	0	0	0	0	1
08:45	0	0	0	0	0	0	0	0	0	0	0	0	0	0
09:00	0	0	1	0	1	0	0	0	0	0	0	0	0	2
09:15	0	0	0	0	0	0	0	0	0	0	0	0	0	0
09:30	0	0	0	0	0	0	0	0	0	0	0	0	0	0
09:45	0	1	1	0	0	0	0	0	0	0	0	0	0	2
10:00	0	0	0	1	1	0	0	0	0	0	0	0	0	2
10:15	0	0	0	0	0	0	0	0	0	0	0	0	0	0
10:30	0	0	0	0	0	0	0	0	0	0	0	0	0	0
10:45	0	0	0	0	0	0	0	0	0	0	0	0	0	0
11:00	0	0	0	1	0	0	0	0	0	0	0	0	0	1
11:15	0	0	0	0	0	0	0	0	0	0	0	0	0	0
11:30	0	0	2	0	1	0	0	0	0	0	0	0	0	3
11:45	0	0	1	0	0	0	0	0	0	0	0	0	0	1
12:00 PM	0	0	0	0	0	0	0	0	0	0	0	0	0	0
12:15	0	0	1	0	0	0	0	0	0	0	0	0	0	1
12:30	0	1	0	0	0	0	0	0	0	0	0	0	0	1
12:45	0	1	0	2	0	0	0	0	0	0	0	0	0	3
13:00	0	0	0	1	0	0	0	0	0	0	0	0	0	1
13:15	0	0	0	3	0	0	0	0	0	0	0	0	0	3
13:30	1	0	0	0	0	0	0	0	0	0	0	0	0	1
13:45	1	0	1	1	0	0	0	0	0	0	0	0	0	3
14:00	0	1	0	0	1	0	0	0	0	0	0	0	0	2
14:15	0	0	1	1	1	0	0	0	0	0	0	0	0	3
14:30	0	0	3	0	1	0	0	0	0	0	0	0	0	4
14:45	0	0	2	0	0	0	0	0	0	0	0	0	0	2
15:00	0	0	0	0	1	0	0	0	0	0	0	0	0	2
15:15	0	0	0	1	0	0	0	0	0	0	0	0	0	1
15:30	0	0	0	1	0	0	0	0	0	0	0	0	0	1
15:45	1	1	0	0	1	0	0	0	0	0	0	0	0	3
16:00	1	1	0	0	0	0	0	0	0	0	0	0	0	2
16:15	1	0	0	0	0	0	0	0	0	0	0	0	0	2
16:30	0	0	0	0	0	0	0	0	0	0	0	0	0	0
16:45	0	1	1	0	1	0	0	0	0	0	0	0	0	3
17:00	0	0	0	1	0	0	0	0	0	0	0	0	0	1
17:15	0	0	1	1	0	0	0	0	0	0	0	0	0	2
17:30	0	0	1	0	0	0	0	0	0	0	0	0	0	2
17:45	0	2	0	2	0	0	0	0	0	0	0	0	0	4
18:00	0	0	1	2	0	0	0	0	0	0	0	0	0	3
18:15	0	0	0	0	0	0	0	0	0	0	0	0	0	0
18:30	0	0	1	0	0	0	0	0	0	0	0	0	0	2
18:45	0	0	1	0	0	0	0	0	0	0	0	0	0	1
19:00	0	1	0	0	1	0	0	0	0	0	0	0	0	2
19:15	0	0	1	0	1	0	0	0	0	0	0	0	0	2
19:30	0	0	2	0	0	0	0	0	0	0	0	0	0	2
19:45	0	0	0	0	0	0	0	0	0	0	0	0	0	0
20:00	0	0	0	1	0	0	0	0	0	0	0	0	0	1
20:15	0	0	0	1	0	0	0	0	0	0	0	0	0	1
20:30	0	0	1	0	0	0	0	0	0	0	0	0	0	1
20:45	0	0	0	0	0	0	0	0	0	0	0	0	0	0
21:00	0	0	0	0	0	0	0	0	0	0	0	0	0	0
21:15	0	0	1	0	0	0	0	0	0	0	0	0	0	1
21:30	0	0	0	0	0	0	0	0	0	0	0	0	0	0
21:45	0	0	0	1	0	0	0	0	0	0	0	0	0	1
22:00	0	0	2	0	0	0	0	0	0	0	0	0	0	2
22:15	0	0	0	0	0	0	0	0	0	0	0	0	0	0
22:30	0	0	0	0	0	0	0	0	0	0	0	0	0	0
22:45	0	0	0	0	0	0	0	0	0	0	0	0	0	0
23:00	0	0	0	0	0	0	0	0	0	0	0	0	0	0
23:15	0	0	0	0	0	0	0	0	0	0	0	0	0	0
23:30	0	0	0	0	0	0	0	0	0	0	0	0	0	0
23:45	0	0	0	0	0	0	0	0	0	0	0	0	0	0

AM Volumes	1	2	3	3	3	1	0	0	0	0	0	0	0	22
% AMH	1%	2%	13%	3%	3%	3%	0%	0%	0%	0%	0%	0%	0%	24%
AM Peak Hour	07:15	09:00	07:45	07:00	08:15	04:15								07:45
Volume	1	1	4	1	1	1								6
PM Volumes	5	12	19	13	9	0	0	0	0	0	0	0	0	68
% PM	6%	13%	21%	26%	10%	0%	0%	0%	0%	0%	0%	0%	0%	74%
PM Peak Hour	15:30	17:00	14:00	12:30	13:45									13:45
Volume	1	1	6	1	3									12
Directional Peak Periods	AM 7-9		NOON 12-2		PM 4-6		Off Peak Volumes							
All Classes	Volume	7	8	Volume	13	14	Volume	16	18	Volume	54	60%		

Street Name	Direction	Percentiles					ADT
		15th	50th	Average	85th	95th	
S Reese Pl	North Bound	18	24	24	30	34	90
S Reese Pl	South Bound	13	23	22	29	32	95

SPEED

S Reese Pl Bet. End Of St & W Alameda Ave

Day: Wednesday
Date: 1/19/2022

City: Burbank
Project #: CA22_020022_017

Summary

Table containing traffic volume data by time interval (00:00 AM to 23:45), directional peak periods (AM 7-9, NOON 12-2, PM 4-6, Off Peak Volumes), and Percentiles (15th, 50th, Average, 85th, 95th, ADT) for Street Name S Reese Pl.

SPEED

S Reese Pl Bet. End Of St & W Alameda Ave

Day: Wednesday

Date: 1/19/2022

City: Burbank

Project #: CA22_020022_017n

North Bound

Time	< 15	15 - 19	20 - 24	25 - 29	30 - 34	35 - 39	40 - 44	45 - 49	50 - 54	55 - 59	60 - 64	65 - 69	70 +	Total
00:00 AM	0	0	0	0	0	0	0	0	0	0	0	0	0	0
01:00	0	0	0	0	0	0	0	0	0	0	0	0	0	0
02:00	0	0	0	0	0	0	0	0	0	0	0	0	0	0
03:00	0	0	1	0	0	0	0	0	0	0	0	0	0	1
04:00	0	0	0	0	0	0	0	0	0	0	0	0	0	0
05:00	0	1	1	0	0	1	0	0	0	0	0	0	0	3
06:00	0	0	0	0	0	0	0	0	0	0	0	0	0	0
07:00	0	0	2	1	0	0	0	0	0	0	0	0	0	3
08:00	1	0	3	0	0	0	0	0	0	0	0	0	0	4
09:00	0	1	2	0	1	0	0	0	0	0	0	0	0	4
10:00	0	0	0	1	1	0	0	0	0	0	0	0	0	2
11:00	0	0	3	1	1	0	0	0	0	0	0	0	0	5
12:00 PM	0	2	1	2	0	0	0	0	0	0	0	0	0	5
13:00	2	0	1	5	0	0	0	0	0	0	0	0	0	8
14:00	0	1	6	1	3	0	0	0	0	0	0	0	0	11
15:00	1	2	0	2	3	0	0	0	0	0	0	0	0	8
16:00	2	2	1	1	1	0	0	0	0	0	0	0	0	7
17:00	0	3	1	5	0	0	0	0	0	0	0	0	0	9
18:00	0	1	2	3	0	0	0	0	0	0	0	0	0	6
19:00	0	1	3	1	2	0	0	0	0	0	0	0	0	7
20:00	0	0	1	2	0	0	0	0	0	0	0	0	0	3
21:00	0	0	1	1	0	0	0	0	0	0	0	0	0	2
22:00	0	0	2	0	0	0	0	0	0	0	0	0	0	2
23:00	0	0	0	0	0	0	0	0	0	0	0	0	0	0
Totals	6	14	31	26	12	1								90
% of Totals	7%	16%	34%	29%	13%	1%								100%

AM Volumes	1	2	12	3	3	1	0	0	0	0	0	0	0	22	
% AM	1%	2%	13%	3%	3%	1%								24%	
AM Peak Hour	08:00	05:00	08:00	07:00	09:00	05:00								11:00	
Volume	1	1	3	1	1	1								5	
PM Volumes	5	12	19	23	9	0	0	0	0	0	0	0	0	68	
% PM	6%	13%	21%	26%	10%									76%	
PM Peak Hour	13:00	17:00	14:00	13:00	14:00									14:00	
Volume	2	3	6	5	3									11	
Directional Peak Periods		AM 7-9				NOON 12-2				PM 4-6				Off Peak Volumes	
All Speeds		Volume		%	Volume		%	Volume		%	Volume		%		
		7	↔	8%	13	↔	14%	16	↔	18%	54	↔	60%		

Street Name	Direction	Percentiles					
		15th	50th	Average	85th	95th	ADT
S Reese Pl	North Bound	18	24	24	30	34	90
S Reese Pl	South Bound	13	23	22	29	32	95

SPEED

S Reese Pl Bet. End Of St & W Alameda Ave

Day: Wednesday

Date: 1/19/2022

City: Burbank

Project #: CA22_020022_017s

South Bound

Time	< 15	15 - 19	20 - 24	25 - 29	30 - 34	35 - 39	40 - 44	45 - 49	50 - 54	55 - 59	60 - 64	65 - 69	70 +	Total
00:00 AM	0	0	0	0	0	0	0	0	0	0	0	0	0	0
01:00	0	0	1	0	0	0	0	0	0	0	0	0	0	1
02:00	0	0	0	0	0	0	0	0	0	0	0	0	0	0
03:00	0	0	1	0	0	0	0	0	0	0	0	0	0	1
04:00	0	0	0	0	0	0	0	0	0	0	0	0	0	0
05:00	0	0	0	1	0	1	0	0	0	0	0	0	0	2
06:00	0	0	0	1	0	0	0	0	0	0	0	0	0	1
07:00	2	1	1	2	1	0	0	0	0	0	0	0	0	7
08:00	1	2	3	0	1	0	0	0	0	0	0	0	0	7
09:00	1	1	1	1	1	0	0	0	0	0	0	0	0	5
10:00	0	2	0	2	0	0	0	0	0	0	0	0	0	4
11:00	0	0	1	1	0	0	0	0	0	0	0	0	0	2
12:00 PM	3	0	2	3	0	0	0	0	0	0	0	0	0	8
13:00	1	3	1	2	0	0	0	0	0	0	0	0	0	7
14:00	2	4	7	2	0	0	0	0	0	0	0	0	0	15
15:00	2	0	1	2	1	0	0	0	0	0	0	0	0	6
16:00	2	1	0	0	0	0	0	0	0	0	0	0	0	3
17:00	1	0	2	3	2	0	0	0	0	0	0	0	0	8
18:00	1	1	1	2	0	0	0	0	0	0	0	0	0	5
19:00	1	0	3	1	0	0	0	0	0	0	0	0	0	5
20:00	0	0	0	2	0	0	0	0	0	0	0	0	0	2
21:00	0	0	1	1	0	0	0	0	0	0	0	0	0	2
22:00	0	0	3	1	0	0	0	0	0	0	0	0	0	4
23:00	0	0	0	0	0	0	0	0	0	0	0	0	0	0
Totals	17	15	29	27	6	1								95
% of Totals	18%	16%	31%	28%	6%	1%								100%

AM Volumes	4	6	8	8	3	1	0	0	0	0	0	0	0	30		
% AM	4%	6%	8%	8%	3%	1%								32%		
AM Peak Hour	07:00	08:00	08:00	07:00	07:00	05:00								07:00		
Volume	2	2	3	2	1	1								7		
PM Volumes	13	9	21	19	3	0	0	0	0	0	0	0	0	65		
% PM	14%	9%	22%	20%	3%									68%		
PM Peak Hour	12:00	14:00	14:00	12:00	17:00									14:00		
Volume	3	4	7	3	2									15		
Directional Peak Periods		AM 7-9				NOON 12-2				PM 4-6				Off Peak Volumes		
All Speeds		Volume		%		Volume		%		Volume		%		Volume	%	
		14	↔	15%		15	↔	16%		11	↔	12%		55	↔	58%

Street Name	Direction	Percentiles					
		15th	50th	Average	85th	95th	ADT
S Reese Pl	North Bound	18	24	24	30	34	90
S Reese Pl	South Bound	13	23	22	29	32	95

SPEED

S Reese Pl Bet. End Of St & W Alameda Ave

Day: Wednesday

Date: 1/19/2022

City: Burbank

Project #: CA22_020022_017

Summary

Time	< 15	15 - 19	20 - 24	25 - 29	30 - 34	35 - 39	40 - 44	45 - 49	50 - 54	55 - 59	60 - 64	65 - 69	70 +	Total
00:00 AM	0	0	0	0	0	0	0	0	0	0	0	0	0	0
01:00	0	0	1	0	0	0	0	0	0	0	0	0	0	1
02:00	0	0	0	0	0	0	0	0	0	0	0	0	0	0
03:00	0	0	2	0	0	0	0	0	0	0	0	0	0	2
04:00	0	0	0	0	0	0	0	0	0	0	0	0	0	0
05:00	0	1	1	1	0	2	0	0	0	0	0	0	0	5
06:00	0	0	0	1	0	0	0	0	0	0	0	0	0	1
07:00	2	1	3	3	1	0	0	0	0	0	0	0	0	10
08:00	2	2	6	0	1	0	0	0	0	0	0	0	0	11
09:00	1	2	3	1	2	0	0	0	0	0	0	0	0	9
10:00	0	2	0	3	1	0	0	0	0	0	0	0	0	6
11:00	0	0	4	2	1	0	0	0	0	0	0	0	0	7
12:00 PM	3	2	3	5	0	0	0	0	0	0	0	0	0	13
13:00	3	3	2	7	0	0	0	0	0	0	0	0	0	15
14:00	2	5	13	3	3	0	0	0	0	0	0	0	0	26
15:00	3	2	1	4	4	0	0	0	0	0	0	0	0	14
16:00	4	3	1	1	1	0	0	0	0	0	0	0	0	10
17:00	1	3	3	8	2	0	0	0	0	0	0	0	0	17
18:00	1	2	3	5	0	0	0	0	0	0	0	0	0	11
19:00	1	1	6	2	2	0	0	0	0	0	0	0	0	12
20:00	0	0	1	4	0	0	0	0	0	0	0	0	0	5
21:00	0	0	2	2	0	0	0	0	0	0	0	0	0	4
22:00	0	0	5	1	0	0	0	0	0	0	0	0	0	6
23:00	0	0	0	0	0	0	0	0	0	0	0	0	0	0
Totals	23	29	60	53	18	2								185
% of Totals	12%	16%	32%	29%	10%	1%								100%

AM Volumes	5	8	20	11	6	2	0	0	0	0	0	0	0	52		
% AM	3%	4%	11%	6%	3%	1%								28%		
AM Peak Hour	07:00	08:00	08:00	07:00	09:00	05:00								08:00		
Volume	2	2	6	3	2	2								11		
PM Volumes	18	21	40	42	12	0	0	0	0	0	0	0	0	133		
% PM	10%	11%	22%	23%	6%									72%		
PM Peak Hour	16:00	14:00	14:00	17:00	15:00									14:00		
Volume	4	5	13	8	4									26		
Directional Peak Periods		AM 7-9				NOON 12-2				PM 4-6				Off Peak Volumes		
All Speeds		Volume	↔		%	Volume	↔		%	Volume	↔		%	Volume	↔	
		21			11%	28			15%	27			15%	109		

Street Name	Direction	Percentiles					
		15th	50th	Average	85th	95th	ADT
S Reese Pl	Summary	16	23	23	29	33	185

VOLUME

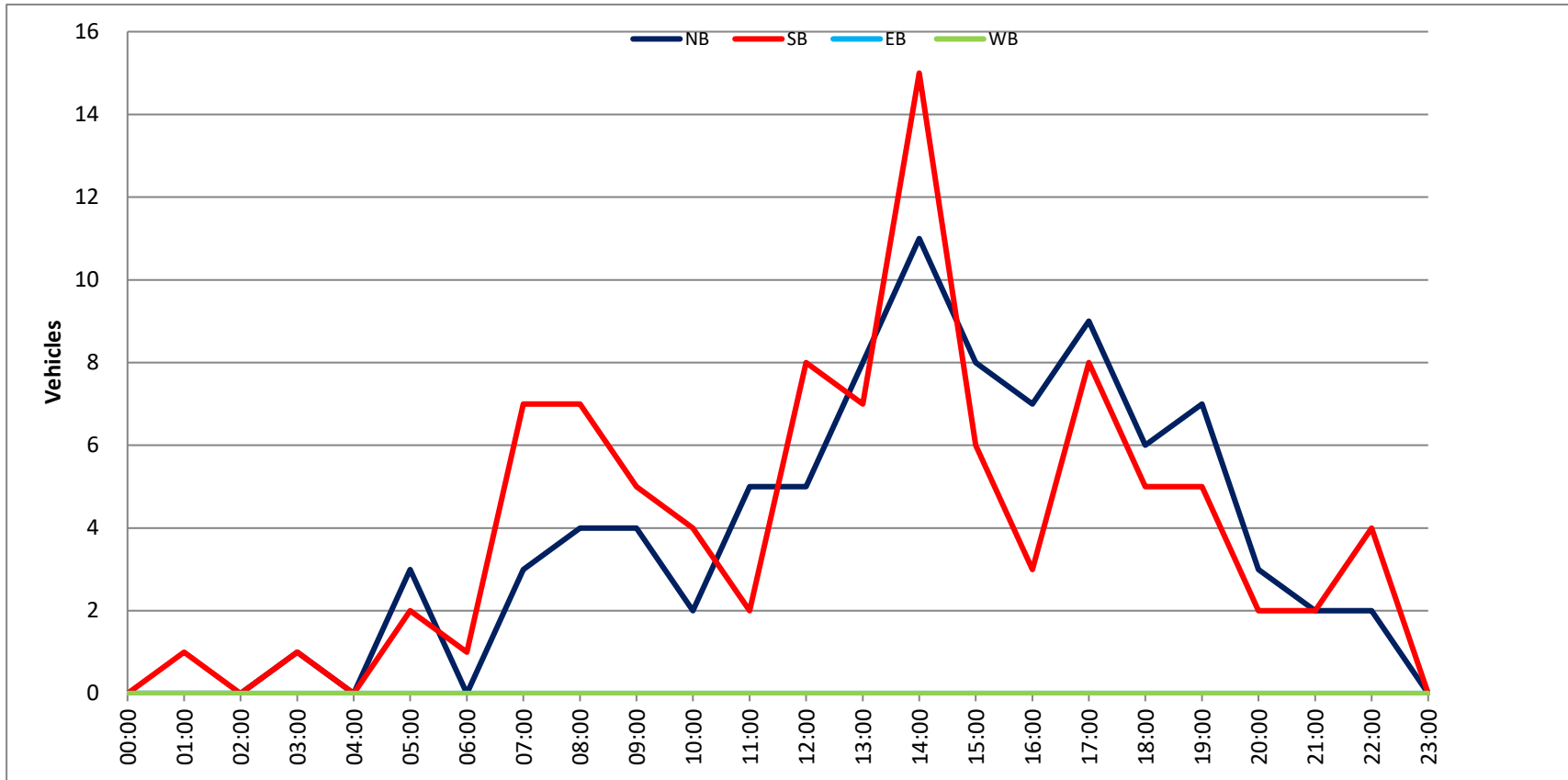
S Reese Pl Bet. End Of St & W Alameda Ave

Day: Wednesday
 Date: 1/19/2022

City: Burbank
 Project #: CA22_020022_017

DAILY TOTALS					NB	SB	EB	WB	Total		
					90	95	0	0	185		
AM Period	NB	SB	EB	WB	TOTAL	PM Period	NB	SB	EB	WB	TOTAL
00:00	0	0	0	0		12:00	0	0	0	0	
00:15	0	0	0	0		12:15	1	3	0	0	4
00:30	0	0	0	0		12:30	1	3	0	0	4
00:45	0	0	0	0		12:45	3	5	2	8	13
01:00	0	0	0	0		13:00	1	1	0	0	2
01:15	0	0	0	0		13:15	3	1	0	0	4
01:30	0	1	0	0	1	13:30	1	2	0	0	3
01:45	0	0	1	0	1	13:45	3	8	3	7	15
02:00	0	0	0	0		14:00	2	3	0	0	5
02:15	0	0	0	0		14:15	3	4	0	0	7
02:30	0	0	0	0		14:30	4	5	0	0	9
02:45	0	0	0	0		14:45	2	11	3	15	26
03:00	0	1	0	0	1	15:00	2	1	0	0	3
03:15	0	0	0	0		15:15	2	2	0	0	4
03:30	0	0	0	0		15:30	1	1	0	0	2
03:45	1	1	0	0	2	15:45	3	8	2	6	14
04:00	0	0	0	0		16:00	2	1	0	0	3
04:15	0	0	0	0		16:15	2	0	0	0	2
04:30	0	0	0	0		16:30	0	0	0	0	
04:45	0	0	0	0		16:45	3	7	2	3	10
05:00	1	1	0	0	2	17:00	1	0	0	0	1
05:15	1	0	0	0	1	17:15	2	2	0	0	4
05:30	0	0	0	0		17:30	2	1	0	0	3
05:45	1	3	1	2	5	17:45	4	9	5	8	17
06:00	0	0	0	0		18:00	3	3	0	0	6
06:15	0	1	0	0	1	18:15	0	2	0	0	2
06:30	0	0	0	0		18:30	2	0	0	0	2
06:45	0	0	1	0	1	18:45	1	6	0	5	11
07:00	0	0	0	0		19:00	2	1	0	0	3
07:15	1	1	0	0	2	19:15	2	1	0	0	3
07:30	0	3	0	0	3	19:30	2	0	0	0	2
07:45	2	3	3	7	10	19:45	1	7	3	5	12
08:00	2	2	0	0	4	20:00	1	2	0	0	3
08:15	1	3	0	0	4	20:15	1	0	0	0	1
08:30	1	2	0	0	3	20:30	1	0	0	0	1
08:45	0	4	0	7	11	20:45	0	3	0	2	5
09:00	2	3	0	0	5	21:00	0	0	0	0	
09:15	0	0	0	0		21:15	1	0	0	0	1
09:30	0	0	0	0		21:30	0	0	0	0	
09:45	2	4	2	5	9	21:45	1	2	2	2	4
10:00	2	2	0	0	4	22:00	2	4	0	0	6
10:15	0	2	0	0	2	22:15	0	0	0	0	
10:30	0	0	0	0		22:30	0	0	0	0	
10:45	0	2	0	4	6	22:45	0	2	0	4	6
11:00	1	0	0	0	1	23:00	0	0	0	0	
11:15	0	1	0	0	1	23:15	0	0	0	0	
11:30	3	0	0	0	3	23:30	0	0	0	0	
11:45	1	5	1	2	7	23:45	0	0	0	0	
TOTALS	22	30			52	TOTALS	68	65			133
SPLIT %	42.3%	57.7%			28.1%	SPLIT %	51.1%	48.9%			71.9%

DAILY TOTALS					NB	SB	EB	WB	Total
					90	95	0	0	185
AM Peak Hour	07:45	07:30		07:30	PM Peak Hour	13:45	13:45		13:45
AM Pk Volume	6	11		16	PM Pk Volume	12	15		27
Pk Hr Factor	0.750	0.917		0.800	Pk Hr Factor	0.750	0.750		0.750
7 - 9 Volume	7	14	0	21	4 - 6 Volume	16	11	0	27
7 - 9 Peak Hour	07:45	07:30		07:30	4 - 6 Peak Hour	17:00	17:00		17:00
7 - 9 Pk Volume	6	11	0	16	4 - 6 Pk Volume	9	8	0	17
Pk Hr Factor	0.750	0.917	0.000	0.800	Pk Hr Factor	0.563	0.400	0.000	0.472



Prepared by National Data & Surveying Services
SPEED
 S Reese Pl Bet. End Of St & W Alameda Ave

Day: Thursday
 Date: 1/20/2022

City: Burbank
 Project #: CA22_020022_017n

North Bound

Time	<15	15-19	20-24	25-29	30-34	35-39	40-44	45-49	50-54	55-59	60-64	65-69	70+	Total
00:00 AM	0	0	0	0	0	0	0	0	0	0	0	0	0	0
00:15	0	0	0	0	0	0	0	0	0	0	0	0	0	0
00:30	0	0	0	0	0	0	0	0	0	0	0	0	0	0
00:45	0	0	0	0	0	0	0	0	0	0	0	0	0	0
01:00	0	0	0	0	0	0	0	0	0	0	0	0	0	0
01:15	0	0	0	0	0	0	0	0	0	0	0	0	0	0
01:30	0	0	0	0	0	0	0	0	0	0	0	0	0	0
01:45	0	0	0	0	0	0	0	0	0	0	0	0	0	0
02:00	0	0	0	0	0	0	0	0	0	0	0	0	0	0
02:15	0	0	0	0	0	0	0	0	0	0	0	0	0	0
02:30	0	0	0	0	0	0	0	0	0	0	0	0	0	0
02:45	0	0	0	0	0	0	0	0	0	0	0	0	0	0
03:00	0	0	0	0	0	0	0	0	0	0	0	0	0	0
03:15	0	0	0	0	0	0	0	0	0	0	0	0	0	0
03:30	0	0	0	0	0	0	0	0	0	0	0	0	0	0
03:45	0	0	0	0	0	0	0	0	0	0	0	0	0	0
04:00	0	0	0	0	0	0	0	0	0	0	0	0	0	0
04:15	0	0	0	0	0	0	0	0	0	0	0	0	0	0
04:30	0	0	0	0	0	0	0	0	0	0	0	0	0	0
04:45	0	0	0	0	0	0	0	0	0	0	0	0	0	0
05:00	0	0	0	0	0	0	0	0	0	0	0	0	0	0
05:15	0	0	0	0	0	0	0	0	0	0	0	0	0	0
05:30	0	0	0	0	0	0	0	0	0	0	0	0	0	0
05:45	0	0	0	0	0	0	0	0	0	0	0	0	0	0
06:00	0	0	0	0	0	0	0	0	0	0	0	0	0	0
06:15	0	1	1	0	0	0	0	0	0	0	0	0	0	2
06:30	0	0	0	0	0	0	0	0	0	0	0	0	0	0
06:45	0	0	0	0	0	0	0	0	0	0	0	0	0	0
07:00	0	0	0	1	0	0	0	0	0	0	0	0	0	1
07:15	1	0	0	0	0	0	0	0	0	0	0	0	0	1
07:30	1	0	0	1	0	0	0	0	0	0	0	0	0	2
07:45	0	0	1	0	0	0	0	0	0	0	0	0	0	1
08:00	0	0	0	0	1	0	0	0	0	0	0	0	0	1
08:15	0	1	1	0	0	0	0	0	0	0	0	0	0	2
08:30	1	1	0	2	0	0	0	0	0	0	0	0	0	4
08:45	0	1	0	0	0	0	0	0	0	0	0	0	0	1
09:00	1	0	1	2	0	0	0	0	0	0	0	0	0	4
09:15	0	0	0	1	0	0	0	0	0	0	0	0	0	1
09:30	0	0	0	1	0	0	0	0	0	0	0	0	0	1
09:45	1	0	0	1	0	0	0	0	0	0	0	0	0	2
10:00	2	0	1	0	0	0	0	0	0	0	0	0	0	3
10:15	0	0	3	0	2	0	0	0	0	0	0	0	0	5
10:30	0	0	1	0	0	0	0	0	0	0	0	0	0	2
10:45	0	0	0	1	0	0	0	0	0	0	0	0	0	1
11:00	0	0	2	1	0	0	0	0	0	0	0	0	0	3
11:15	0	0	0	0	2	0	0	0	0	0	0	0	0	2
11:30	1	0	0	0	0	0	0	0	0	0	0	0	0	1
11:45	0	0	2	0	0	0	0	0	0	0	0	0	0	2
12:00 PM	0	0	0	0	0	0	0	0	0	0	0	0	0	0
12:15	0	0	1	0	0	0	0	0	0	0	0	0	0	1
12:30	0	0	0	1	1	0	0	0	0	0	0	0	0	2
12:45	0	0	0	1	1	0	0	0	0	0	0	0	0	2
13:00	0	1	4	0	0	0	0	0	0	0	0	0	0	6
13:15	0	0	0	0	0	0	0	0	0	0	0	0	0	0
13:30	0	2	1	0	1	0	0	0	0	0	0	0	0	4
13:45	0	1	0	0	0	0	0	0	0	0	0	0	0	1
14:00	0	0	1	0	0	0	2	0	0	0	0	0	0	3
14:15	0	0	0	0	0	0	0	0	0	0	0	0	0	0
14:30	1	0	1	0	1	0	0	0	0	0	0	0	0	3
14:45	0	1	0	0	0	0	0	0	0	0	0	0	0	1
15:00	0	1	2	2	0	0	0	0	0	0	0	0	0	4
15:15	0	1	0	0	0	0	0	0	0	0	0	0	0	1
15:30	0	0	1	0	0	0	0	0	0	0	0	0	0	1
15:45	0	2	1	1	0	0	0	0	0	0	0	0	0	4
16:00	0	0	1	1	0	0	0	0	0	0	0	0	0	2
16:15	0	0	1	0	0	0	0	0	0	0	0	0	0	3
16:30	0	0	1	0	0	0	0	0	0	0	0	0	0	1
16:45	1	1	0	0	0	0	0	0	0	0	0	0	0	2
17:00	0	0	0	2	0	0	0	0	0	0	0	0	0	2
17:15	0	0	0	0	0	0	0	0	0	0	0	0	0	0
17:30	0	0	0	2	0	0	0	0	0	0	0	0	0	3
17:45	1	1	0	0	1	0	0	0	0	0	0	0	0	3
18:00	2	0	0	1	0	0	0	0	0	0	0	0	0	3
18:15	1	0	1	0	0	0	0	0	0	0	0	0	0	2
18:30	0	0	1	0	0	0	0	0	0	0	0	0	0	1
18:45	0	1	1	0	0	0	0	0	0	0	0	0	0	2
19:00	0	0	1	1	1	0	0	0	0	0	0	0	0	3
19:15	0	0	1	1	1	0	0	0	0	0	0	0	0	3
19:30	0	0	0	0	1	0	0	0	0	0	0	0	0	1
19:45	0	0	0	0	0	0	0	0	0	0	0	0	0	1
20:00	0	0	1	0	0	0	0	0	0	0	0	0	0	1
20:15	0	0	2	0	1	0	0	0	0	0	0	0	0	3
20:30	0	0	0	0	0	0	0	0	0	0	0	0	0	0
20:45	0	0	0	0	0	0	0	0	0	0	0	0	0	0
21:00	0	0	0	0	0	0	0	0	0	0	0	0	0	0
21:15	0	0	0	1	1	0	0	0	0	0	0	0	0	2
21:30	0	0	0	0	0	0	0	0	0	0	0	0	0	0
21:45	0	0	0	0	0	0	0	0	0	0	0	0	0	0
22:00	0	0	0	0	0	0	0	0	0	0	0	0	0	0
22:15	0	0	0	0	0	0	0	0	0	0	0	0	0	0
22:30	0	0	0	0	0	0	0	0	0	0	0	0	0	0
22:45	0	0	0	0	0	0	0	0	0	0	0	0	0	0
23:00	0	0	0	0	0	0	0	0	0	0	0	0	0	0
23:15	0	0	1	1	0	0	0	0	0	0	0	0	0	2
23:30	0	0	0	0	0	0	0	0	0	0	0	0	0	0
23:45	0	0	0	0	0	0	0	0	0	0	0	0	0	0
ADT Totals	14	17	18	15	17	16	18	16	16	16	16	16	16	111
% of Totals	12%	14%	13%	12%	14%	14%	15%	14%	14%	14%	14%	14%	14%	100%
AM Volumes	9	5	13	12	6	0	0	0	0	0	0	0	0	44
% AM	7%	4%	11%	10%	5%									37%
AM Peak Hour Volume	09:15	08:00	10:15	08:30	09:30									09:45
Volume	3	3	6	5	2									12
PM Volumes	6	12	25	18	11	9	0	0	0	0	0	0	0	79
% PM	5%	10%	21%	15%	9%	3%								63%
PM Peak Hour Volume	17:30	13:00	12:15	16:45	18:45	13:15								12:45
Volume	1	4	5	4	3	1								12
Directional Peak Periods														
All Classes														
Volume	13				18				16				72	
%					11%				15%				13%	
Percentiles														
Street Name	Direction	15th	50th	Average	85th	95th	ADT							
S Reese Pl	North Bound	16	24	23	31	34	119							
S Reese Pl	South Bound	12	23	22	30	34	126							

Prepared by National Data & Surveying Services
SPEED
 S Reese Pl Bet. End Of St & W Alameda Ave

Day: Thursday
 Date: 1/20/2022

City: Burbank
 Project #: CA22_020022_017s

South Bound

Time	<15	15-19	20-24	25-29	30-34	35-39	40-44	45-49	50-54	55-59	60-64	65-69	70+	Total
00:00 AM	0	0	0	0	0	0	0	0	0	0	0	0	0	0
00:15	0	0	0	0	0	0	0	0	0	0	0	0	0	0
00:30	0	0	0	0	0	0	0	0	0	0	0	0	0	0
00:45	0	0	0	0	0	0	0	0	0	0	0	0	0	0
01:00	0	0	0	0	0	0	0	0	0	0	0	0	0	0
01:15	0	0	0	0	0	0	0	0	0	0	0	0	0	0
01:30	0	0	0	0	0	0	0	0	0	0	0	0	0	0
01:45	0	0	0	0	0	0	0	0	0	0	0	0	0	0
02:00	0	0	0	0	0	0	0	0	0	0	0	0	0	0
02:15	0	0	0	0	0	0	0	0	0	0	0	0	0	0
02:30	0	0	1	0	0	0	0	0	0	0	0	0	0	1
02:45	0	0	0	0	0	0	0	0	0	0	0	0	0	0
03:00	0	0	0	0	0	0	0	0	0	0	0	0	0	0
03:15	0	0	0	0	0	0	0	0	0	0	0	0	0	0
03:30	0	0	0	0	0	0	0	0	0	0	0	0	0	0
03:45	0	0	0	0	0	0	0	0	0	0	0	0	0	0
04:00	0	0	0	0	0	0	0	0	0	0	0	0	0	0
04:15	0	0	0	0	0	0	0	0	0	0	0	0	0	0
04:30	0	0	0	0	0	0	0	0	0	0	0	0	0	0
04:45	0	0	0	0	0	0	0	0	0	0	0	0	0	0
05:00	0	0	0	0	0	0	0	0	0	0	0	0	0	0
05:15	0	0	0	0	0	0	0	0	0	0	0	0	0	0
05:30	0	0	1	0	0	0	0	0	0	0	0	0	0	1
05:45	0	0	0	0	0	0	0	0	0	0	0	0	0	0
06:00	0	0	0	1	0	0	0	0	0	0	0	0	0	1
06:15	0	1	0	0	0	0	0	0	0	0	0	0	0	2
06:30	0	0	0	0	0	0	0	0	0	0	0	0	0	0
06:45	0	0	1	0	0	0	0	0	0	0	0	0	0	1
07:00	0	0	0	0	0	0	0	0	0	0	0	0	0	0
07:15	0	0	0	0	0	0	0	0	0	0	0	0	0	0
07:30	2	1	1	0	0	0	0	0	0	0	0	0	0	4
07:45	1	0	1	0	0	1	0	0	0	0	0	0	0	3
08:00	1	0	1	0	0	0	0	0	0	0	0	0	0	2
08:15	0	1	1	0	0	0	0	0	0	0	0	0	0	2
08:30	1	0	1	0	1	0	0	0	0	0	0	0	0	3
08:45	0	1	0	0	0	0	0	0	0	0	0	0	0	1
09:00	0	2	0	1	1	0	0	0	0	0	0	0	0	4
09:15	2	0	0	1	0	0	0	0	0	0	0	0	0	3
09:30	0	0	0	0	0	0	0	0	0	0	0	0	0	0
09:45	1	1	1	2	0	0	0	0	0	0	0	0	0	5
10:00	1	1	0	0	0	0	0	0	0	0	0	0	0	2
10:15	0	1	2	1	0	0	0	0	0	0	0	0	0	4
10:30	0	0	1	0	0	0	0	0	0	0	0	0	0	2
10:45	0	1	0	0	0	0	0	0	0	0	0	0	0	1
11:00	1	1	0	0	0	0	0	0	0	0	0	0	0	2
11:15	0	1	1	1	1	0	0	0	0	0	0	0	0	3
11:30	1	0	0	0	1	0	0	0	0	0	0	0	0	2
11:45	1	0	1	1	0	0	0	0	0	0	0	0	0	3
12:00 PM	0	0	1	1	0	0	0	0	0	0	0	0	0	2
12:15	1	0	0	0	0	0	0	0	0	0	0	0	0	1
12:30	0	0	0	2	0	0	0	0	0	0	0	0	0	2
12:45	0	0	0	0	1	0	0	0	0	0	0	0	0	1
13:00	2	2	1	2	1	0	0	0	0	0	0	0	0	7
13:15	1	0	0	0	0	0	0	0	0	0	0	0	0	1
13:30	1	1	2	1	0	1	0	0	0	0	0	0	0	6
13:45	1	1	0	0	1	0	0	0	0	0	0	0	0	3
14:00	1	0	1	0	0	2	0	0	0	0	0	0	0	4
14:15	1	0	0	0	0	0	0	0	0	0	0	0	0	1
14:30	0	1	0	1	0	1	0	0	0	0	0	0	0	3
14:45	2	0	1	0	0	0	0	0	0	0	0	0	0	3
15:00	0	0	0	1	0	0	0	0	0	0	0	0	0	1
15:15	0	0	1	0	0	0	0	0	0	0	0	0	0	1
15:30	0	0	1	1	0	0	0	0	0	0	0	0	0	2
15:45	1	1	0	0	0	0	0	0	0	0	0	0	0	2
16:00	0	1	0	1	1	0	0	0	0	0	0	0	0	3
16:15	0	0	0	1	0	0	0	0	0	0	0	0	0	0
16:30	0	0	1	1	0	0	0	0	0	0	0	0	0	2
16:45	1	0	1	0	0	0	0	0	0	0	0	0	0	2
17:00	0	0	0	0	1	0	0	0	0	0	0	0	0	1
17:15	0	0	0	0	0	0	0	0	0	0	0	0	0	0
17:30	0	0	1	1	0	0	0	0	0	0	0	0	0	2
17:45	1	0	2	0	0	0	0	0	0	0	0	0	0	3
18:00	0	0	1	0	0	0	0	0	0	0	0	0	0	1
18:15	1	0	0	0	0	0	0	0	0	0	0	0	0	1
18:30	0	0	1	0	0	0	0	0	0	0	0	0	0	1
18:45	0	1	0	0	0	0	0	0	0	0	0	0	0	1
19:00	0	0	0	1	0	0	0	0	0	0	0	0	0	1
19:15	0	0	1	1	0	0	0	0	0	0	0	0	0	2
19:30	0	0	0	0	0	0	0	0	0	0	0	0	0	0
19:45	0	0	0	0	0	0	0	0	0	0	0	0	0	0
20:00	0	0	0	2	0	0	0	0	0	0	0	0	0	2
20:15	0	0	1	1	1	0	0	0	0	0	0	0	0	3
20:30	0	0	0	0	0	0	0	0	0	0	0	0	0	0
20:45	0	0	0	0	0	0	0	0	0	0	0	0	0	0
21:00	0	1	0	0	0	0	0	0	0	0	0	0	0	1
21:15	0	0	0	1	0	0	0	0	0	0	0	0	0	1
21:30	0	0	0	0	0	0	0	0	0	0	0	0	0	0
21:45	0	0	0	0	0	0	0	0	0	0	0	0	0	0
22:00	0	1	0	0	0	0	0	0	0	0	0	0	0	1
22:15	0	0	0	0	0	0	0	0	0	0	0	0	0	0
22:30	0	0	0	0	0	0	0	0	0	0	0	0	0	0
22:45	0	0	0	0	0	0	0	0	0	0	0	0	0	0
23:00	0	0	0	0	1	0	0	0	0	0	0	0	0	1
23:15	0	0	0	0	1	0	0	0	0	0	0	0	0	1
23:30	0	0	0	0	0	0	0	0	0	0	0	0	0	0
23:45	0	0	0	0	0	0	0	0	0	0	0	0	0	0
ADT	74	72	74	64	62	65	61	59	57	55	53	51	50	671
% of Totals	21%	16%	22%	27%	10%	4%	4%	4%	4%	4%	4%	4%	4%	100%
AM Volumes	12	30	13	12	4	1	0	0	0	0	0	0	0	52
% AM	10%	8%	10%	10%	3%	1%								41%
AM Peak Hour	07:35	08:15	07:30	09:00	08:15	07:00								09:45
Volume	4	3	4	4	2	1								13
PM Volumes	14	30	16	22	8	4	0	0	0	0	0	0	0	59
% PM	11%	8%	13%	17%	6%	3%								59%
PM Peak Hour	13:00	13:00	17:15	19:15	16:45	13:15								13:00
Volume	1	4	4	2	1	2								17
Directional Peak Periods														
All Classes														
AM 7-9														
NOON 12-2														
PM 4-6														
Off Peak Volumes														
Volume 15 ← 12% Volume 23 ← 18% Volume 14 ← 11% Volume 74 ← 59%														
Percentiles														
Street Name	Direction	15th	50th	Average	85th	95th	ADT							
S Reese Pl	North Bound	16	24	23	31	34	119							
S Reese Pl	South Bound	12	23	22	30	34	126							

SPEED

S Reese Pl Bet. End Of St & W Alameda Ave

Day: Thursday
Date: 1/20/2022

City: Burbank
Project #: CA22_020022_017

Summary

Time	<15	15-19	20-24	25-29	30-34	35-39	40-44	45-49	50-54	55-59	60-64	65-69	70+	Total
00:00 AM	0	0	0	0	0	0	0	0	0	0	0	0	0	0
00:15	0	0	0	0	0	0	0	0	0	0	0	0	0	0
00:30	0	0	0	0	0	0	0	0	0	0	0	0	0	0
00:45	0	0	0	0	0	0	0	0	0	0	0	0	0	0
01:00	0	0	0	0	0	0	0	0	0	0	0	0	0	0
01:15	0	0	0	0	0	0	0	0	0	0	0	0	0	0
01:30	0	0	0	0	0	0	0	0	0	0	0	0	0	0
01:45	0	0	0	0	0	0	0	0	0	0	0	0	0	0
02:00	0	0	0	0	0	0	0	0	0	0	0	0	0	0
02:15	0	0	0	0	0	0	0	0	0	0	0	0	0	0
02:30	0	0	1	0	0	0	0	0	0	0	0	0	0	1
02:45	0	0	0	0	0	0	0	0	0	0	0	0	0	0
03:00	0	0	0	0	0	0	0	0	0	0	0	0	0	0
03:15	0	0	0	0	0	0	0	0	0	0	0	0	0	0
03:30	0	0	0	0	0	0	0	0	0	0	0	0	0	0
03:45	0	0	0	1	0	0	0	0	0	0	0	0	0	1
04:00	0	0	0	0	0	0	0	0	0	0	0	0	0	0
04:15	0	0	0	0	0	0	0	0	0	0	0	0	0	0
04:30	0	0	0	0	0	0	0	0	0	0	0	0	0	0
04:45	0	0	0	0	0	0	0	0	0	0	0	0	0	0
05:00	0	0	0	0	0	1	0	0	0	0	0	0	0	1
05:15	0	0	0	0	0	0	0	0	0	0	0	0	0	0
05:30	0	0	0	1	0	0	0	0	0	0	0	0	0	1
05:45	0	0	0	0	0	0	0	0	0	0	0	0	0	0
06:00	0	0	0	1	0	0	0	0	0	0	0	0	0	1
06:15	0	2	1	1	0	0	0	0	0	0	0	0	0	4
06:30	0	0	0	0	0	0	0	0	0	0	0	0	0	0
06:45	0	0	1	0	0	0	0	0	0	0	0	0	0	1
07:00	0	0	0	1	0	0	0	0	0	0	0	0	0	1
07:15	1	0	0	0	0	0	0	0	0	0	0	0	0	1
07:30	3	1	1	1	0	0	0	0	0	0	0	0	0	6
07:45	1	0	2	0	0	1	0	0	0	0	0	0	0	4
08:00	1	0	1	0	1	0	0	0	0	0	0	0	0	3
08:15	0	1	2	1	0	0	0	0	0	0	0	0	0	4
08:30	2	1	1	2	1	0	0	0	0	0	0	0	0	7
08:45	0	2	0	0	0	0	0	0	0	0	0	0	0	2
09:00	1	2	1	3	1	0	0	0	0	0	0	0	0	8
09:15	2	0	0	2	0	0	0	0	0	0	0	0	0	4
09:30	0	0	0	1	0	0	0	0	0	0	0	0	0	1
09:45	2	1	1	3	0	0	0	0	0	0	0	0	0	7
10:00	3	1	1	0	0	0	0	0	0	0	0	0	0	5
10:15	0	1	5	1	2	0	0	0	0	0	0	0	0	9
10:30	0	1	2	1	0	0	0	0	0	0	0	0	0	4
10:45	0	1	0	1	0	0	0	0	0	0	0	0	0	2
11:00	1	1	2	1	0	0	0	0	0	0	0	0	0	5
11:15	0	1	1	3	0	0	0	0	0	0	0	0	0	5
11:30	2	0	0	0	1	0	0	0	0	0	0	0	0	3
11:45	1	0	3	1	0	0	0	0	0	0	0	0	0	5
12:00 PM	0	0	3	1	0	0	0	0	0	0	0	0	0	4
12:15	1	0	1	0	0	0	0	0	0	0	0	0	0	2
12:30	0	0	0	3	1	0	0	0	0	0	0	0	0	4
12:45	0	0	0	1	2	0	0	0	0	0	0	0	0	3
13:00	2	3	5	3	0	0	0	0	0	0	0	0	0	13
13:15	1	0	0	0	0	0	0	0	0	0	0	0	0	1
13:30	1	3	3	1	1	1	0	0	0	0	0	0	0	10
13:45	1	2	0	0	1	0	0	0	0	0	0	0	0	4
14:00	1	0	2	0	0	4	0	0	0	0	0	0	0	7
14:15	1	0	0	0	0	0	0	0	0	0	0	0	0	1
14:30	1	1	1	1	1	1	0	0	0	0	0	0	0	6
14:45	2	1	1	0	0	0	0	0	0	0	0	0	0	4
15:00	0	0	2	3	0	0	0	0	0	0	0	0	0	5
15:15	0	1	0	1	0	0	0	0	0	0	0	0	0	2
15:30	0	0	2	1	0	0	0	0	0	0	0	0	0	3
15:45	1	3	1	1	0	0	0	0	0	0	0	0	0	6
16:00	0	1	1	2	1	0	0	0	0	0	0	0	0	5
16:15	0	1	0	1	0	0	0	0	0	0	0	0	0	3
16:30	0	0	2	1	0	0	0	0	0	0	0	0	0	3
16:45	2	1	1	0	0	0	0	0	0	0	0	0	0	4
17:00	0	0	0	2	1	0	0	0	0	0	0	0	0	3
17:15	0	0	0	0	0	0	0	0	0	0	0	0	0	0
17:30	0	0	0	1	3	1	0	0	0	0	0	0	0	6
17:45	2	1	2	0	1	0	0	0	0	0	0	0	0	6
18:00	2	0	1	1	0	0	0	0	0	0	0	0	0	4
18:15	2	0	1	0	0	0	0	0	0	0	0	0	0	3
18:30	0	0	2	1	0	0	0	0	0	0	0	0	0	3
18:45	0	2	1	0	0	0	0	0	0	0	0	0	0	3
19:00	0	0	1	2	1	0	0	0	0	0	0	0	0	4
19:15	0	0	2	2	1	0	0	0	0	0	0	0	0	5
19:30	0	0	0	0	1	0	0	0	0	0	0	0	0	1
19:45	0	0	0	0	3	0	0	0	0	0	0	0	0	3
20:00	0	0	1	2	0	0	0	0	0	0	0	0	0	3
20:15	0	0	3	1	2	0	0	0	0	0	0	0	0	6
20:30	0	0	0	0	0	0	0	0	0	0	0	0	0	0
20:45	0	0	0	0	0	0	0	0	0	0	0	0	0	0
21:00	0	1	0	0	0	0	0	0	0	0	0	0	0	1
21:15	0	0	0	2	1	0	0	0	0	0	0	0	0	3
21:30	0	0	0	0	0	0	0	0	0	0	0	0	0	0
21:45	0	0	0	0	0	0	0	0	0	0	0	0	0	0
22:00	0	1	0	0	0	0	0	0	0	0	0	0	0	1
22:15	0	0	0	0	0	0	0	0	0	0	0	0	0	0
22:30	0	0	0	0	0	0	0	0	0	0	0	0	0	0
22:45	0	0	0	0	0	0	0	0	0	0	0	0	0	0
23:00	0	0	1	0	1	0	0	0	0	0	0	0	0	2
23:15	0	0	1	1	1	0	0	0	0	0	0	0	0	3
23:30	0	0	0	0	0	0	0	0	0	0	0	0	0	0
23:45	0	0	0	0	0	0	0	0	0	0	0	0	0	0

ADT	74	17	07	04	13	8								74
% of Totals	100%	15%	27%	26%	12%	3%								100%

AM Volumes	20	15	20	24	10	1	0	0	0	0	0	0	0	96
% AM	8%	6%	11%	10%	4%	0%								39%
AM Peak Hour	09:15	08:15	09:45	09:00	10:45	07:00								09:45
Volume	7	6	9	9	4	1								25
PM Volumes	40	22	45	30	49	7	0	0	0	0	0	0	0	199
% PM	8%	9%	17%	16%	8%	3%								61%
PM Peak Hour	17:30	13:00	12:45	12:15	12:00	13:15								13:00
Volume	1	8	8	3	3	1								28

Directional Peak Periods		AM 7-9		NOON 12-2		PM 4-6		Off Peak Volumes	
All Classes	Volume	%	Volume	%	Volume	%	Volume	%	
	28	11%	41	17%	30	12%	146	60%	

Street Name	Direction	15th	50th	Average	85th	95th	ADT
S Reese Pl	Summary	14	23	23	30	34	245

SPEED

S Reese Pl Bet. End Of St & W Alameda Ave

Day: Thursday
Date: 1/20/2022

City: Burbank
Project #: CA22_020022_017n

North Bound

Time	< 15	15 - 19	20 - 24	25 - 29	30 - 34	35 - 39	40 - 44	45 - 49	50 - 54	55 - 59	60 - 64	65 - 69	70 +	Total
00:00 AM	0	0	0	0	0	0	0	0	0	0	0	0	0	0
01:00	0	0	0	0	0	0	0	0	0	0	0	0	0	0
02:00	0	0	0	0	0	0	0	0	0	0	0	0	0	0
03:00	0	0	0	1	0	0	0	0	0	0	0	0	0	1
04:00	0	0	0	0	0	0	0	0	0	0	0	0	0	0
05:00	0	0	0	0	1	0	0	0	0	0	0	0	0	1
06:00	0	1	1	0	0	0	0	0	0	0	0	0	0	2
07:00	2	0	1	2	0	0	0	0	0	0	0	0	0	5
08:00	1	3	1	2	1	0	0	0	0	0	0	0	0	8
09:00	2	0	1	5	0	0	0	0	0	0	0	0	0	8
10:00	2	1	5	1	2	0	0	0	0	0	0	0	0	11
11:00	1	0	4	1	2	0	0	0	0	0	0	0	0	8
12:00 PM	0	0	3	2	2	0	0	0	0	0	0	0	0	7
13:00	0	4	5	1	1	0	0	0	0	0	0	0	0	11
14:00	1	1	2	0	1	2	0	0	0	0	0	0	0	7
15:00	0	3	4	3	0	0	0	0	0	0	0	0	0	10
16:00	1	2	2	2	1	0	0	0	0	0	0	0	0	8
17:00	1	1	0	4	1	1	0	0	0	0	0	0	0	8
18:00	3	1	3	1	0	0	0	0	0	0	0	0	0	8
19:00	0	0	2	3	3	0	0	0	0	0	0	0	0	8
20:00	0	0	3	0	1	0	0	0	0	0	0	0	0	4
21:00	0	0	0	1	1	0	0	0	0	0	0	0	0	2
22:00	0	0	0	0	0	0	0	0	0	0	0	0	0	0
23:00	0	0	1	1	0	0	0	0	0	0	0	0	0	2
Totals	14	17	38	30	17	3								119
% of Totals	12%	14%	32%	25%	14%	3%								100%

AM Volumes	8	5	13	12	6	0	0	0	0	0	0	0	0	44
% AM	7%	4%	11%	10%	5%									37%
AM Peak Hour	07:00	08:00	10:00	09:00	10:00									10:00
Volume	2	3	5	5	2									11
PM Volumes	6	12	25	18	11	3	0	0	0	0	0	0	0	75
% PM	5%	10%	21%	15%	9%	3%								63%
PM Peak Hour	18:00	13:00	13:00	17:00	19:00	14:00								13:00
Volume	3	4	5	4	3	2								11
Directional Peak Periods All Speeds	AM 7-9		NOON 12-2		PM 4-6		Off Peak Volumes							
	Volume		Volume		Volume		Volume		Volume		Volume		Volume	
	13	↔	18	↔	16	↔	72	↔						
		11%		15%		13%		61%						

Street Name	Direction	Percentiles					
		15th	50th	Average	85th	95th	ADT
S Reese Pl	North Bound	16	24	23	31	34	119
S Reese Pl	South Bound	12	23	22	30	34	126

SPEED

S Reese Pl Bet. End Of St & W Alameda Ave

Day: Thursday
Date: 1/20/2022

City: Burbank
Project #: CA22_020022_017s

South Bound

Time	< 15	15 - 19	20 - 24	25 - 29	30 - 34	35 - 39	40 - 44	45 - 49	50 - 54	55 - 59	60 - 64	65 - 69	70 +	Total
00:00 AM	0	0	0	0	0	0	0	0	0	0	0	0	0	0
01:00	0	0	0	0	0	0	0	0	0	0	0	0	0	0
02:00	0	0	1	0	0	0	0	0	0	0	0	0	0	1
03:00	0	0	0	0	0	0	0	0	0	0	0	0	0	0
04:00	0	0	0	0	0	0	0	0	0	0	0	0	0	0
05:00	0	0	0	1	0	0	0	0	0	0	0	0	0	1
06:00	0	1	1	2	0	0	0	0	0	0	0	0	0	4
07:00	3	1	2	0	0	1	0	0	0	0	0	0	0	7
08:00	2	1	3	1	1	0	0	0	0	0	0	0	0	8
09:00	3	3	1	4	1	0	0	0	0	0	0	0	0	12
10:00	1	3	3	2	0	0	0	0	0	0	0	0	0	9
11:00	3	1	2	2	2	0	0	0	0	0	0	0	0	10
12:00 PM	1	0	1	3	1	0	0	0	0	0	0	0	0	6
13:00	5	4	3	3	1	1	0	0	0	0	0	0	0	17
14:00	4	1	2	1	0	3	0	0	0	0	0	0	0	11
15:00	1	1	1	3	0	0	0	0	0	0	0	0	0	6
16:00	1	1	2	2	1	0	0	0	0	0	0	0	0	7
17:00	1	0	3	1	2	0	0	0	0	0	0	0	0	7
18:00	1	1	2	1	0	0	0	0	0	0	0	0	0	5
19:00	0	0	1	4	0	0	0	0	0	0	0	0	0	5
20:00	0	0	1	3	1	0	0	0	0	0	0	0	0	5
21:00	0	1	0	1	0	0	0	0	0	0	0	0	0	2
22:00	0	1	0	0	0	0	0	0	0	0	0	0	0	1
23:00	0	0	0	0	2	0	0	0	0	0	0	0	0	2
Totals	26	20	29	34	12	5								126
% of Totals	21%	16%	23%	27%	10%	4%								100%

AM Volumes	12	10	13	12	4	1	0	0	0	0	0	0	0	52		
% AM	10%	8%	10%	10%	3%	1%								41%		
AM Peak Hour	07:00	09:00	08:00	09:00	11:00	07:00								09:00		
Volume	3	3	3	4	2	1								12		
PM Volumes	14	10	16	22	8	4	0	0	0	0	0	0	0	74		
% PM	11%	8%	13%	17%	6%	3%								59%		
PM Peak Hour	13:00	13:00	13:00	19:00	17:00	14:00								13:00		
Volume	5	4	3	4	2	3								17		
Directional Peak Periods		AM 7-9				NOON 12-2				PM 4-6				Off Peak Volumes		
All Speeds		Volume	↔		%	Volume	↔		%	Volume	↔		%	Volume	↔	
		15			12%	23			18%	14			11%	74		

Street Name	Direction	Percentiles					
		15th	50th	Average	85th	95th	ADT
S Reese Pl	North Bound	16	24	23	31	34	119
S Reese Pl	South Bound	12	23	22	30	34	126

SPEED

S Reese Pl Bet. End Of St & W Alameda Ave

Day: Thursday
Date: 1/20/2022

City: Burbank
Project #: CA22_020022_017

Summary

Time	< 15	15 - 19	20 - 24	25 - 29	30 - 34	35 - 39	40 - 44	45 - 49	50 - 54	55 - 59	60 - 64	65 - 69	70 +	Total
00:00 AM	0	0	0	0	0	0	0	0	0	0	0	0	0	0
01:00	0	0	0	0	0	0	0	0	0	0	0	0	0	0
02:00	0	0	1	0	0	0	0	0	0	0	0	0	0	1
03:00	0	0	0	1	0	0	0	0	0	0	0	0	0	1
04:00	0	0	0	0	0	0	0	0	0	0	0	0	0	0
05:00	0	0	0	1	1	0	0	0	0	0	0	0	0	2
06:00	0	2	2	2	0	0	0	0	0	0	0	0	0	6
07:00	5	1	3	2	0	1	0	0	0	0	0	0	0	12
08:00	3	4	4	3	2	0	0	0	0	0	0	0	0	16
09:00	5	3	2	9	1	0	0	0	0	0	0	0	0	20
10:00	3	4	8	3	2	0	0	0	0	0	0	0	0	20
11:00	4	1	6	3	4	0	0	0	0	0	0	0	0	18
12:00 PM	1	0	4	5	3	0	0	0	0	0	0	0	0	13
13:00	5	8	8	4	2	1	0	0	0	0	0	0	0	28
14:00	5	2	4	1	1	5	0	0	0	0	0	0	0	18
15:00	1	4	5	6	0	0	0	0	0	0	0	0	0	16
16:00	2	3	4	4	2	0	0	0	0	0	0	0	0	15
17:00	2	1	3	5	3	1	0	0	0	0	0	0	0	15
18:00	4	2	5	2	0	0	0	0	0	0	0	0	0	13
19:00	0	0	3	7	3	0	0	0	0	0	0	0	0	13
20:00	0	0	4	3	2	0	0	0	0	0	0	0	0	9
21:00	0	1	0	2	1	0	0	0	0	0	0	0	0	4
22:00	0	1	0	0	0	0	0	0	0	0	0	0	0	1
23:00	0	0	1	1	2	0	0	0	0	0	0	0	0	4
Totals	40	37	67	64	29	8								245
% of Totals	16%	15%	27%	26%	12%	3%								100%

AM Volumes	20	15	26	24	10	1	0	0	0	0	0	0	0	96	
% AM	8%	6%	11%	10%	4%	0%								39%	
AM Peak Hour	07:00	08:00	10:00	09:00	11:00	07:00								09:00	
Volume	5	4	8	9	4	1								20	
PM Volumes	20	22	41	40	19	7	0	0	0	0	0	0	0	149	
% PM	8%	9%	17%	16%	8%	3%								61%	
PM Peak Hour	13:00	13:00	13:00	19:00	12:00	14:00								13:00	
Volume	5	8	8	7	3	5								28	
Directional Peak Periods		AM 7-9				NOON 12-2				PM 4-6				Off Peak Volumes	
All Speeds		Volume		%	Volume		%	Volume		%	Volume		%		
		28	↔	11%	41	↔	17%	30	↔	12%	146	↔	60%		

Street Name	Direction	Percentiles					
		15th	50th	Average	85th	95th	ADT
S Reese Pl	Summary	14	23	23	30	34	245

VOLUME

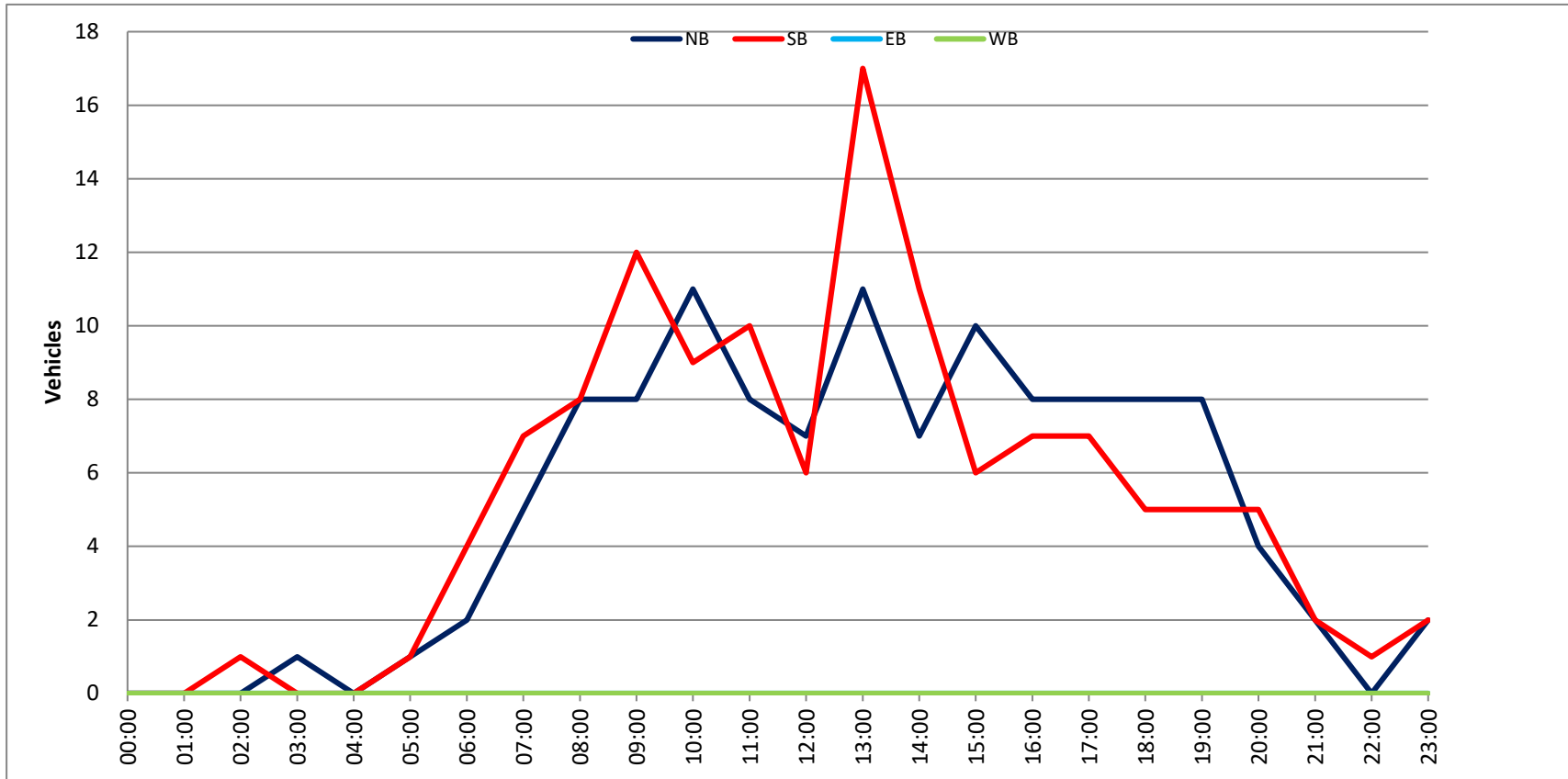
S Reese Pl Bet. End Of St & W Alameda Ave

Day: Thursday
 Date: 1/20/2022

City: Burbank
 Project #: CA22_020022_017

DAILY TOTALS					NB	SB	EB	WB	Total		
					119	126	0	0	245		
AM Period	NB	SB	EB	WB	TOTAL	PM Period	NB	SB	EB	WB	TOTAL
00:00	0	0	0	0		12:00	2	2	0	0	4
00:15	0	0	0	0		12:15	1	1	0	0	2
00:30	0	0	0	0		12:30	2	2	0	0	4
00:45	0	0	0	0		12:45	2	7	1	6	16
01:00	0	0	0	0		13:00	6	7	0	0	13
01:15	0	0	0	0		13:15	0	1	0	0	1
01:30	0	0	0	0		13:30	4	6	0	0	10
01:45	0	0	0	0		13:45	1	11	3	17	32
02:00	0	0	0	0		14:00	3	4	0	0	7
02:15	0	0	0	0		14:15	0	1	0	0	1
02:30	0	1	0	0	1	14:30	3	3	0	0	6
02:45	0	0	1	0	1	14:45	1	7	3	11	22
03:00	0	0	0	0		15:00	4	1	0	0	5
03:15	0	0	0	0		15:15	1	1	0	0	2
03:30	0	0	0	0		15:30	1	2	0	0	3
03:45	1	1	0	0	2	15:45	4	10	2	6	22
04:00	0	0	0	0		16:00	2	3	0	0	5
04:15	0	0	0	0		16:15	3	0	0	0	3
04:30	0	0	0	0		16:30	1	2	0	0	3
04:45	0	0	0	0		16:45	2	8	2	7	19
05:00	1	0	0	0	1	17:00	2	1	0	0	3
05:15	0	0	0	0		17:15	0	0	0	0	0
05:30	0	1	0	0	1	17:30	3	3	0	0	6
05:45	0	1	0	0	1	17:45	3	8	3	7	21
06:00	0	1	0	0	1	18:00	3	1	0	0	4
06:15	2	2	0	0	4	18:15	2	1	0	0	3
06:30	0	0	0	0		18:30	1	2	0	0	3
06:45	0	2	1	4	7	18:45	2	8	1	5	16
07:00	1	0	0	0	1	19:00	3	1	0	0	4
07:15	1	0	0	0	1	19:15	3	2	0	0	5
07:30	2	4	0	0	6	19:30	1	0	0	0	1
07:45	1	5	3	7	16	19:45	1	8	2	5	16
08:00	1	2	0	0	3	20:00	1	2	0	0	3
08:15	2	2	0	0	4	20:15	3	3	0	0	6
08:30	4	3	0	0	7	20:30	0	0	0	0	0
08:45	1	8	1	8	18	20:45	0	4	0	5	9
09:00	4	4	0	0	8	21:00	0	1	0	0	1
09:15	1	3	0	0	4	21:15	2	1	0	0	3
09:30	1	0	0	0	1	21:30	0	0	0	0	0
09:45	2	8	5	12	17	21:45	0	2	0	2	4
10:00	3	2	0	0	5	22:00	0	1	0	0	1
10:15	5	4	0	0	9	22:15	0	0	0	0	0
10:30	2	2	0	0	4	22:30	0	0	0	0	0
10:45	1	11	1	9	22	22:45	0	0	1	0	1
11:00	3	2	0	0	5	23:00	0	1	0	0	1
11:15	2	3	0	0	5	23:15	2	1	0	0	3
11:30	1	2	0	0	3	23:30	0	0	0	0	0
11:45	2	8	3	10	13	23:45	0	2	0	2	4
TOTALS	44	52	0	0	96	TOTALS	75	74	0	0	149
SPLIT %	45.8%	54.2%	0.0%	0.0%	39.2%	SPLIT %	50.3%	49.7%	0.0%	0.0%	60.8%

DAILY TOTALS					NB	SB	EB	WB	Total
					119	126	0	0	245
AM Peak Hour	09:45	09:45	09:45	PM Peak Hour	12:45	13:00	13:00		
AM Pk Volume	12	13	25	PM Pk Volume	12	17	28		
Pk Hr Factor	0.600	0.650	0.694	Pk Hr Factor	0.500	0.607	0.538		
7 - 9 Volume	13	15	28	4 - 6 Volume	16	14	30		
7 - 9 Peak Hour	07:45	07:30	07:45	4 - 6 Peak Hour	16:00	16:00	16:00		
7 - 9 Pk Volume	8	11	18	4 - 6 Pk Volume	8	7	15		
Pk Hr Factor	0.500	0.688	0.643	Pk Hr Factor	0.667	0.583	0.750		



Prepared by National Data & Surveying Services
SPEED
 S Reese Pl Bet. W Olive Ave & W Oak St

Day: Tuesday
 Date: 1/18/2022

City: Burbank
 Project #: CA22_020022_016

South Bound

Time	<15	15-19	20-24	25-29	30-34	35-39	40-44	45-49	50-54	55-59	60-64	65-69	70+	Total
00:00 AM	0	0	0	0	0	0	0	0	0	0	0	0	0	0
00:15	0	0	0	0	0	0	0	0	0	0	0	0	0	0
00:30	0	0	0	0	0	0	0	0	0	0	0	0	0	0
00:45	0	0	0	0	0	0	0	0	0	0	0	0	0	0
01:00	0	0	0	0	0	0	0	0	0	0	0	0	0	0
01:15	0	0	0	0	0	0	0	0	0	0	0	0	0	0
01:30	0	0	0	0	0	0	0	0	0	0	0	0	0	0
01:45	0	0	0	0	0	0	0	0	0	0	0	0	0	0
02:00	0	0	0	0	0	0	0	0	0	0	0	0	0	0
02:15	0	0	0	0	0	0	0	0	0	0	0	0	0	0
02:30	0	0	0	0	0	0	0	0	0	0	0	0	0	0
02:45	0	0	0	0	0	0	0	0	0	0	0	0	0	0
03:00	0	0	0	1	0	0	0	0	0	0	0	0	0	1
03:15	0	0	0	0	0	0	0	0	0	0	0	0	0	0
03:30	0	0	0	0	0	0	0	0	0	0	0	0	0	0
03:45	0	0	0	0	0	0	0	0	0	0	0	0	0	0
04:00	0	0	0	0	0	0	0	0	0	0	0	0	0	0
04:15	0	0	0	0	0	0	0	0	0	0	0	0	0	0
04:30	0	0	0	0	0	0	0	0	0	0	0	0	0	0
04:45	0	0	0	0	0	0	0	0	0	0	0	0	0	0
05:00	0	0	0	0	0	0	0	0	0	0	0	0	0	0
05:15	0	0	0	0	1	0	0	0	0	0	0	0	0	1
05:30	0	0	1	0	0	0	0	0	0	0	0	0	0	1
05:45	0	0	0	0	0	0	0	0	0	0	0	0	0	0
06:00	0	0	0	0	0	0	0	0	0	0	0	0	0	0
06:15	1	0	0	0	0	0	0	0	0	0	0	0	0	1
06:30	0	0	1	0	0	0	0	0	0	0	0	0	0	1
06:45	0	0	0	1	0	0	0	0	0	0	0	0	0	1
07:00	0	0	0	0	0	0	0	0	0	0	0	0	0	0
07:15	0	0	0	0	1	0	0	0	0	0	0	0	0	1
07:30	1	1	0	0	0	1	0	0	0	0	0	0	0	2
07:45	1	1	1	2	3	2	0	0	0	0	0	0	0	10
08:00	0	2	0	1	0	0	0	0	0	0	0	0	0	3
08:15	1	0	4	0	1	0	0	0	0	0	0	0	0	6
08:30	1	1	1	0	1	0	1	0	0	0	0	0	0	5
08:45	0	0	0	0	0	0	0	0	0	0	0	0	0	0
09:00	0	0	2	0	1	0	0	0	0	0	0	0	0	3
09:15	0	1	1	1	1	0	0	0	0	0	0	0	0	4
09:30	0	0	2	2	0	0	0	0	0	0	0	0	0	4
09:45	0	0	1	0	1	0	0	0	0	0	0	0	0	2
10:00	2	2	1	1	0	0	0	0	0	0	0	0	0	6
10:15	0	1	1	4	1	0	0	0	0	0	0	0	0	7
10:30	0	1	0	1	1	0	0	0	0	0	0	0	0	5
10:45	0	0	1	0	0	1	0	0	0	0	0	0	0	2
11:00	0	1	0	0	0	0	0	0	0	0	0	0	0	1
11:15	2	1	0	2	0	0	0	0	0	0	0	0	0	5
11:30	2	0	4	0	0	0	0	0	0	0	0	0	0	6
11:45	1	0	2	1	0	0	0	0	0	0	0	0	0	4
12:00 PM	0	1	2	4	1	0	0	0	0	0	0	0	0	8
12:15	1	6	2	3	0	0	0	0	0	0	0	0	0	12
12:30	0	0	1	0	0	0	0	0	0	0	0	0	0	1
12:45	2	2	1	1	3	0	0	0	0	0	0	0	0	9
13:00	2	4	1	1	0	0	0	0	0	0	0	0	0	8
13:15	0	2	2	4	1	0	0	0	0	0	0	0	0	9
13:30	0	1	4	2	2	2	2	0	0	0	0	0	0	13
13:45	0	0	2	1	1	0	0	0	0	0	0	0	0	4
14:00	0	1	1	4	0	0	1	0	0	0	0	0	0	7
14:15	1	2	2	3	3	0	0	0	0	0	0	0	0	11
14:30	1	1	1	2	0	0	0	0	0	0	0	0	0	5
14:45	1	1	0	0	0	0	0	0	0	0	0	0	0	2
15:00	0	0	2	2	0	0	0	0	0	0	0	0	0	4
15:15	1	0	0	1	2	1	0	0	0	0	0	0	0	5
15:30	0	1	4	1	0	1	0	0	0	0	0	0	0	7
15:45	0	0	1	0	0	0	0	0	0	0	0	0	0	1
16:00	0	0	1	0	0	0	0	0	0	0	0	0	0	1
16:15	0	0	0	1	0	0	0	0	0	0	0	0	0	2
16:30	0	1	2	0	2	0	0	0	0	0	0	0	0	5
16:45	0	0	2	0	2	0	0	0	0	0	0	0	0	4
17:00	1	0	2	2	0	0	0	0	0	0	0	0	0	5
17:15	0	0	1	2	0	1	0	0	0	0	0	0	0	4
17:30	0	1	2	2	0	0	1	0	0	0	0	0	0	6
17:45	0	0	0	1	1	0	0	0	0	0	0	0	0	2
18:00	0	0	1	2	0	0	0	0	0	0	0	0	0	3
18:15	0	3	2	2	2	1	0	0	0	0	0	0	0	10
18:30	1	1	1	1	0	0	1	0	0	0	0	0	0	5
18:45	1	3	0	2	0	1	0	0	0	0	0	0	0	7
19:00	0	0	1	2	1	0	0	0	0	0	0	0	0	4
19:15	0	0	1	2	0	0	0	0	0	0	0	0	0	3
19:30	0	0	0	4	0	0	1	0	0	0	0	0	0	5
19:45	0	0	3	1	2	0	0	0	0	0	0	0	0	6
20:00	0	0	0	1	0	0	0	0	0	0	0	0	0	1
20:15	0	1	1	0	0	0	0	0	0	0	0	0	0	2
20:30	0	0	0	1	0	0	0	0	0	0	0	0	0	1
20:45	0	0	0	3	0	0	0	0	0	0	0	0	0	3
21:00	0	0	2	3	1	0	0	0	0	0	0	0	0	6
21:15	0	0	0	1	1	0	0	0	0	0	0	0	0	2
21:30	0	0	0	0	1	0	0	0	0	0	0	0	0	1
21:45	0	0	0	0	0	0	0	0	0	0	0	0	0	0
22:00	0	0	0	0	0	0	0	0	0	0	0	0	0	0
22:15	0	0	0	0	1	1	0	0	0	0	0	0	0	2
22:30	0	0	1	0	1	0	0	0	0	0	0	0	0	2
22:45	0	0	0	0	0	0	0	0	0	0	0	0	0	0
23:00	0	0	0	0	0	0	0	0	0	0	0	0	0	0
23:15	0	0	0	0	0	0	0	0	0	0	0	0	0	0
23:30	0	0	0	0	0	0	0	0	0	0	0	0	0	0
23:45	0	1	0	0	1	0	0	1	0	0	0	0	0	3

AM Volumes	17	17	24	17	11	5	1	0	0	0	0	0	0	83	
% AMH	4%	4%	6%	6%	4%	2%	0%	0%	0%	0%	0%	0%	0%	20%	
AM Peak Hour	11:30	11:30	11:30	11:30	07:45	10:00	07:45							11:30	
Volume	5	7	10	8	5	3	1							30	
PM Volumes	11	18	49	52	31	8	4	2	0	0	0	0	0	105	
% PM	4%	12%	17%	22%	15%	3%	3%	3%	0%	0%	0%	0%	0%	71%	
PM Peak Hour	12:15	12:15	13:00	13:15	12:45	12:45	13:15	17:45						12:45	
Volume	1	12	9	11	8	2	1							39	
Directional Peak Periods															
All Classes	AM 7-9				NOON 12-2				PM 4-6				Off Peak Volumes		
	Volume	27	10%	64	23%	29	10%	164	58%						

Street Name	Direction	Percentiles					ADT
		15th	50th	Average	85th	95th	
S Reese Pl	North Bound	17	25	24	32	36	129
S Reese Pl	South Bound	17	25	25	32	37	284

SPEED

S Reese Pl Bet. W Olive Ave & W Oak St

Day: Tuesday
Date: 1/18/2022

City: Burbank
Project #: CA22_020022_016n

North Bound

Time	< 15	15 - 19	20 - 24	25 - 29	30 - 34	35 - 39	40 - 44	45 - 49	50 - 54	55 - 59	60 - 64	65 - 69	70 +	Total
00:00 AM	0	0	0	0	0	0	0	0	0	0	0	0	0	0
01:00	0	0	0	0	0	0	0	0	0	0	0	0	0	0
02:00	0	0	0	0	0	0	0	0	0	0	0	0	0	0
03:00	0	0	0	0	0	0	0	0	0	0	0	0	0	0
04:00	0	0	0	0	0	1	0	0	0	0	0	0	0	1
05:00	0	0	0	0	1	2	0	0	0	0	0	0	0	3
06:00	0	0	0	2	1	0	0	0	0	0	0	0	0	3
07:00	0	1	1	1	1	0	0	0	0	0	0	0	0	4
08:00	0	3	3	5	2	0	1	0	0	0	0	0	0	14
09:00	0	0	1	2	2	0	0	0	0	0	0	0	0	5
10:00	1	2	3	6	1	3	0	0	0	0	0	0	0	16
11:00	1	1	2	1	3	0	0	0	0	0	0	0	0	8
12:00 PM	4	1	5	1	1	0	0	0	0	0	0	0	0	12
13:00	0	1	4	3	2	0	0	0	0	0	0	0	0	10
14:00	1	2	1	2	1	0	0	0	0	0	0	0	0	7
15:00	0	2	1	1	3	0	0	0	0	0	0	0	0	7
16:00	2	1	2	2	0	0	0	0	0	0	0	0	0	7
17:00	2	1	1	2	1	0	0	0	0	0	0	0	0	7
18:00	1	0	6	2	2	0	0	0	0	0	0	0	0	11
19:00	0	0	2	1	0	1	0	0	0	0	0	0	0	4
20:00	0	0	0	1	0	0	0	0	0	0	0	0	0	1
21:00	2	1	4	1	0	0	0	0	0	0	0	0	0	8
22:00	0	0	0	0	0	0	0	0	0	0	0	0	0	0
23:00	0	0	0	1	0	0	0	0	0	0	0	0	0	1
Totals	14	16	36	34	21	7	1							129
% of Totals	11%	12%	28%	26%	16%	5%	1%							100%

AM Volumes	2	7	10	17	11	6	1	0	0	0	0	0	0	54
% AM	2%	5%	8%	13%	9%	5%	1%							42%
AM Peak Hour	10:00	08:00	08:00	10:00	11:00	10:00	08:00							10:00
Volume	1	3	3	6	3	3	1							16
PM Volumes	12	9	26	17	10	1	0	0	0	0	0	0	0	75
% PM	9%	7%	20%	13%	8%	1%								58%
PM Peak Hour	12:00	14:00	18:00	13:00	15:00	19:00								12:00
Volume	4	2	6	3	3	1								12
Directional Peak Periods		AM 7-9				NOON 12-2			PM 4-6			Off Peak Volumes		
All Speeds		Volume		%	Volume		%	Volume		%	Volume		%	
		18	↔	14%	22	↔	17%	14	↔	11%	75	↔	58%	

Street Name	Direction	Percentiles					
		15th	50th	Average	85th	95th	ADT
S Reese Pl	North Bound	17	25	24	32	36	129
S Reese Pl	South Bound	17	25	25	32	37	284

SPEED

S Reese Pl Bet. W Olive Ave & W Oak St

Day: Tuesday
Date: 1/18/2022

City: Burbank
Project #: CA22_020022_016s

South Bound

Time	< 15	15 - 19	20 - 24	25 - 29	30 - 34	35 - 39	40 - 44	45 - 49	50 - 54	55 - 59	60 - 64	65 - 69	70 +	Total
00:00 AM	0	0	1	0	0	0	0	0	0	0	0	0	0	1
01:00	0	0	0	0	0	0	0	0	0	0	0	0	0	0
02:00	0	0	0	0	0	0	0	0	0	0	0	0	0	0
03:00	0	0	0	1	0	0	0	0	0	0	0	0	0	1
04:00	0	0	0	0	0	0	0	0	0	0	0	0	0	0
05:00	0	0	1	0	1	0	0	0	0	0	0	0	0	2
06:00	1	0	1	1	0	0	0	0	0	0	0	0	0	3
07:00	2	2	1	2	4	2	0	0	0	0	0	0	0	13
08:00	2	3	5	1	2	0	1	0	0	0	0	0	0	14
09:00	0	1	6	3	3	0	0	0	0	0	0	0	0	13
10:00	2	4	3	6	2	3	0	0	0	0	0	0	0	20
11:00	5	2	6	3	0	0	0	0	0	0	0	0	0	16
12:00 PM	3	9	6	8	4	0	0	0	0	0	0	0	0	30
13:00	2	7	9	8	4	2	2	0	0	0	0	0	0	34
14:00	3	5	4	9	3	0	1	0	0	0	0	0	0	25
15:00	1	1	7	4	2	2	0	0	0	0	0	0	0	17
16:00	0	1	5	1	5	0	0	0	0	0	0	0	0	12
17:00	1	1	5	7	2	1	0	0	0	0	0	0	0	17
18:00	2	7	4	7	2	2	0	1	0	0	0	0	0	25
19:00	0	0	5	9	3	0	1	0	0	0	0	0	0	18
20:00	0	1	1	5	0	0	0	0	0	0	0	0	0	7
21:00	0	0	2	4	3	0	0	0	0	0	0	0	0	9
22:00	0	0	1	0	2	1	0	0	0	0	0	0	0	4
23:00	0	1	0	0	1	0	0	1	0	0	0	0	0	3
Totals	24	45	73	79	43	13	5	2						284
% of Totals	8%	16%	26%	28%	15%	5%	2%	1%						100%

AM Volumes	12	12	24	17	12	5	1	0	0	0	0	0	0	83			
% AM	4%	4%	8%	6%	4%	2%	0%							29%			
AM Peak Hour	11:00	10:00	09:00	10:00	07:00	10:00	08:00							10:00			
Volume	5	4	6	6	4	3	1							20			
PM Volumes	12	33	49	62	31	8	4	2	0	0	0	0	0	201			
% PM	4%	12%	17%	22%	11%	3%	1%	1%						71%			
PM Peak Hour	12:00	12:00	13:00	14:00	16:00	13:00	13:00	18:00						13:00			
Volume	3	9	9	9	5	2	2	1						34			
Directional Peak Periods		AM 7-9				NOON 12-2			PM 4-6			Off Peak Volumes					
All Speeds		Volume	↔		%	Volume	↔		%	Volume	↔		%	Volume	↔		%
		27			10%	64			23%	29			10%	164			58%

Street Name	Direction	Percentiles					
		15th	50th	Average	85th	95th	ADT
S Reese Pl	North Bound	17	25	24	32	36	129
S Reese Pl	South Bound	17	25	25	32	37	284

SPEED

S Reese Pl Bet. W Olive Ave & W Oak St

Day: Tuesday
Date: 1/18/2022

City: Burbank
Project #: CA22_020022_016

Summary

Time	< 15	15 - 19	20 - 24	25 - 29	30 - 34	35 - 39	40 - 44	45 - 49	50 - 54	55 - 59	60 - 64	65 - 69	70 +	Total
00:00 AM	0	0	1	0	0	0	0	0	0	0	0	0	0	1
01:00	0	0	0	0	0	0	0	0	0	0	0	0	0	0
02:00	0	0	0	0	0	0	0	0	0	0	0	0	0	0
03:00	0	0	0	1	0	0	0	0	0	0	0	0	0	1
04:00	0	0	0	0	0	1	0	0	0	0	0	0	0	1
05:00	0	0	1	0	2	2	0	0	0	0	0	0	0	5
06:00	1	0	1	3	1	0	0	0	0	0	0	0	0	6
07:00	2	3	2	3	5	2	0	0	0	0	0	0	0	17
08:00	2	6	8	6	4	0	2	0	0	0	0	0	0	28
09:00	0	1	7	5	5	0	0	0	0	0	0	0	0	18
10:00	3	6	6	12	3	6	0	0	0	0	0	0	0	36
11:00	6	3	8	4	3	0	0	0	0	0	0	0	0	24
12:00 PM	7	10	11	9	5	0	0	0	0	0	0	0	0	42
13:00	2	8	13	11	6	2	2	0	0	0	0	0	0	44
14:00	4	7	5	11	4	0	1	0	0	0	0	0	0	32
15:00	1	3	8	5	5	2	0	0	0	0	0	0	0	24
16:00	2	2	7	3	5	0	0	0	0	0	0	0	0	19
17:00	3	2	6	9	3	1	0	0	0	0	0	0	0	24
18:00	3	7	10	9	4	2	0	1	0	0	0	0	0	36
19:00	0	0	7	10	3	1	1	0	0	0	0	0	0	22
20:00	0	1	1	6	0	0	0	0	0	0	0	0	0	8
21:00	2	1	6	5	3	0	0	0	0	0	0	0	0	17
22:00	0	0	1	0	2	1	0	0	0	0	0	0	0	4
23:00	0	1	0	1	1	0	0	1	0	0	0	0	0	4
Totals	38	61	109	113	64	20	6	2						413
% of Totals	9%	15%	26%	27%	15%	5%	1%	0%						100%

AM Volumes	14	19	34	34	23	11	2	0	0	0	0	0	0	137		
% AM	3%	5%	8%	8%	6%	3%	0%							33%		
AM Peak Hour	11:00	08:00	08:00	10:00	07:00	10:00	08:00							10:00		
Volume	6	6	8	12	5	6	2							36		
PM Volumes	24	42	75	79	41	9	4	2	0	0	0	0	0	276		
% PM	6%	10%	18%	19%	10%	2%	1%	0%						67%		
PM Peak Hour	12:00	12:00	13:00	13:00	13:00	13:00	13:00	18:00						13:00		
Volume	7	10	13	11	6	2	2	1						44		
Directional Peak Periods		AM 7-9				NOON 12-2				PM 4-6				Off Peak Volumes		
All Speeds		Volume	↔		%	Volume	↔		%	Volume	↔		%	Volume	↔	
		45			11%	86			21%	43			10%	239		

Street Name	Direction	Percentiles					
		15th	50th	Average	85th	95th	ADT
S Reese Pl	Summary	17	25	25	32	37	413

VOLUME

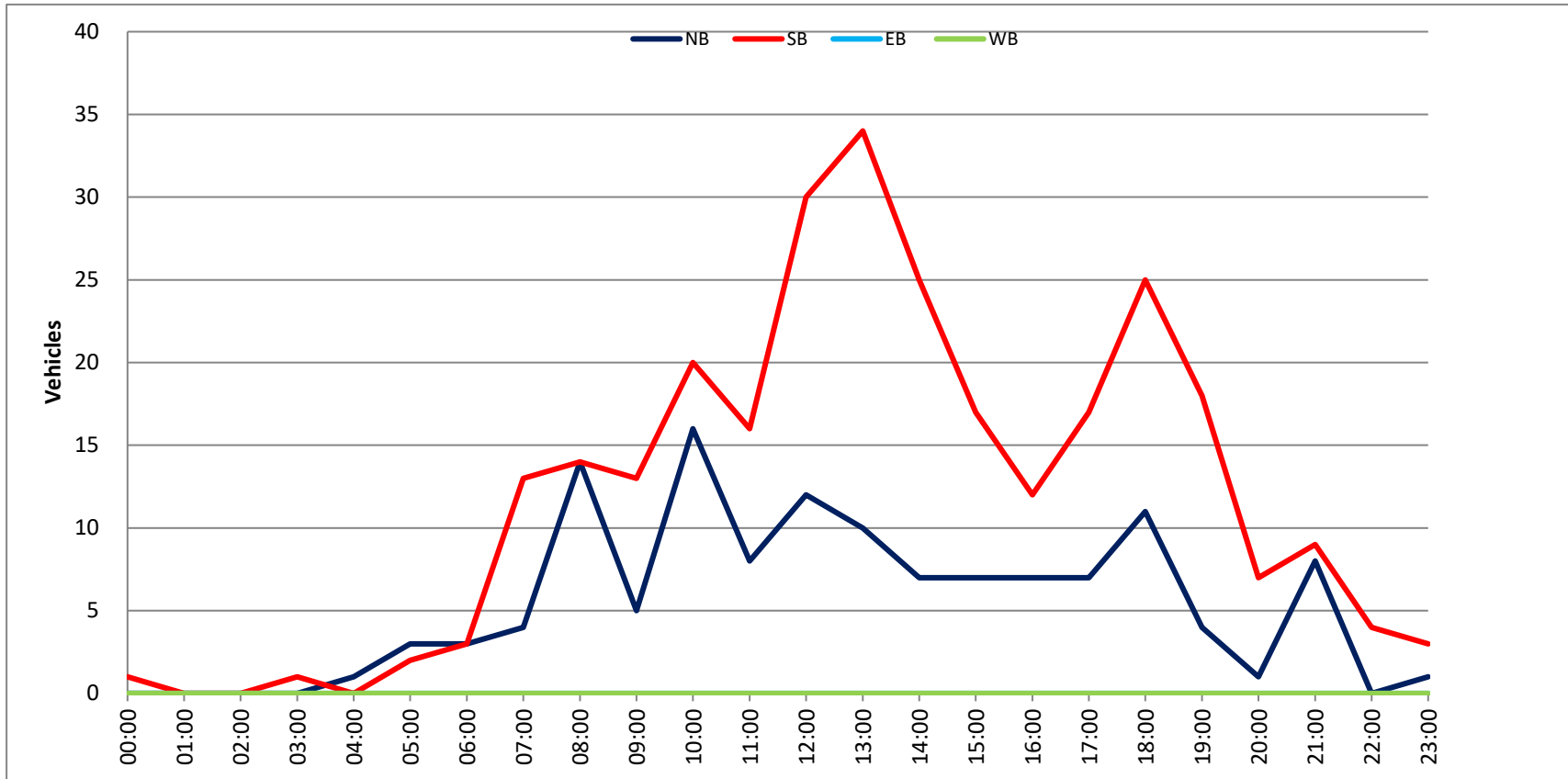
S Reese Pl Bet. W Olive Ave & W Oak St

Day: Tuesday
 Date: 1/18/2022

City: Burbank
 Project #: CA22_020022_016

DAILY TOTALS					NB	SB	EB	WB	Total		
					129	284	0	0	413		
AM Period	NB	SB	EB	WB	TOTAL	PM Period	NB	SB	EB	WB	TOTAL
00:00	0	0	0	0		12:00	2	8	0	0	10
00:15	0	1	0	0	1	12:15	4	12	0	0	16
00:30	0	0	0	0		12:30	3	1	0	0	4
00:45	0	0	1	0	1	12:45	3	12	9	30	42
01:00	0	0	0	0		13:00	3	8	0	0	11
01:15	0	0	0	0		13:15	4	9	0	0	13
01:30	0	0	0	0		13:30	1	13	0	0	14
01:45	0	0	0	0		13:45	2	10	4	34	44
02:00	0	0	0	0		14:00	1	7	0	0	8
02:15	0	0	0	0		14:15	1	11	0	0	12
02:30	0	0	0	0		14:30	2	5	0	0	7
02:45	0	0	0	0		14:45	3	7	2	25	32
03:00	0	1	0	0	1	15:00	0	4	0	0	4
03:15	0	0	0	0		15:15	0	5	0	0	5
03:30	0	0	0	0		15:30	4	7	0	0	11
03:45	0	0	1	0	1	15:45	3	7	1	17	24
04:00	0	0	0	0		16:00	2	1	0	0	3
04:15	0	0	0	0		16:15	3	2	0	0	5
04:30	1	0	0	0	1	16:30	2	5	0	0	7
04:45	0	1	0	0	1	16:45	0	7	4	12	19
05:00	0	0	0	0		17:00	1	5	0	0	6
05:15	1	1	0	0	2	17:15	0	4	0	0	4
05:30	1	1	0	0	2	17:30	2	6	0	0	8
05:45	1	3	0	2	5	17:45	4	7	2	17	24
06:00	0	0	0	0		18:00	1	3	0	0	4
06:15	0	1	0	0	1	18:15	3	10	0	0	13
06:30	3	1	0	0	4	18:30	3	5	0	0	8
06:45	0	3	1	3	6	18:45	4	11	7	25	36
07:00	0	0	0	0		19:00	1	4	0	0	5
07:15	2	1	0	0	3	19:15	0	3	0	0	3
07:30	0	2	0	0	2	19:30	2	5	0	0	7
07:45	2	4	10	13	17	19:45	1	4	6	18	22
08:00	1	3	0	0	4	20:00	0	1	0	0	1
08:15	6	6	0	0	12	20:15	1	2	0	0	3
08:30	3	5	0	0	8	20:30	0	1	0	0	1
08:45	4	14	0	14	28	20:45	0	1	3	7	8
09:00	1	3	0	0	4	21:00	6	6	0	0	12
09:15	2	4	0	0	6	21:15	1	2	0	0	3
09:30	1	4	0	0	5	21:30	1	1	0	0	2
09:45	1	5	2	13	18	21:45	0	8	0	9	17
10:00	5	6	0	0	11	22:00	0	0	0	0	0
10:15	2	7	0	0	9	22:15	0	2	0	0	2
10:30	5	5	0	0	10	22:30	0	2	0	0	2
10:45	4	16	2	20	36	22:45	0	0	4	0	4
11:00	2	1	0	0	3	23:00	0	0	0	0	0
11:15	3	5	0	0	8	23:15	0	0	0	0	0
11:30	2	6	0	0	8	23:30	0	0	0	0	0
11:45	1	8	4	16	24	23:45	1	1	3	3	4
TOTALS	54	83			137	TOTALS	75	201			276
SPLIT %	39.4%	60.6%			33.2%	SPLIT %	27.2%	72.8%			66.8%

DAILY TOTALS					NB	SB	EB	WB	Total
					129	284	0	0	413
AM Peak Hour	10:00	11:30		11:30	PM Peak Hour	12:15	12:45		12:45
AM Pk Volume	16	30		39	PM Pk Volume	13	39		50
Pk Hr Factor	0.800	0.625		0.609	Pk Hr Factor	0.813	0.750		0.893
7 - 9 Volume	18	27	0	45	4 - 6 Volume	14	29	0	43
7 - 9 Peak Hour	08:00	07:45		07:45	4 - 6 Peak Hour	16:00	16:45		17:00
7 - 9 Pk Volume	14	24	0	36	4 - 6 Pk Volume	7	19	0	24
Pk Hr Factor	0.583	0.600	0.000	0.750	Pk Hr Factor	0.583	0.792	0.000	0.750



Prepared by National Data & Surveying Services
SPEED
S Reese Pl Bet. W Olive Ave & W Oak St

Day: Wednesday
Date: 1/19/2022

City: Burbank
Project #: CA22_020022_016n

North Bound

Time	< 15	15 - 19	20 - 24	25 - 29	30 - 34	35 - 39	40 - 44	45 - 49	50 - 54	55 - 59	60 - 64	65 - 69	70 +	Total
00:00 AM	0	0	0	0	0	0	1	0	0	0	0	0	0	1
00:15	0	0	0	0	0	0	0	0	0	0	0	0	0	0
00:30	0	0	0	0	0	0	1	0	0	0	0	0	0	1
00:45	0	0	0	0	0	0	0	0	0	0	0	0	0	0
01:00	0	0	0	0	0	0	0	0	0	0	0	0	0	0
01:15	0	0	0	0	0	0	0	0	0	0	0	0	0	0
01:30	0	0	0	0	0	0	0	0	0	0	0	0	0	0
01:45	0	0	0	0	0	0	0	0	0	0	0	0	0	0
02:00	0	0	0	0	0	0	0	0	0	0	0	0	0	0
02:15	0	0	1	1	0	0	0	0	0	0	0	0	0	2
02:30	0	0	0	0	0	0	0	0	0	0	0	0	0	0
02:45	0	0	0	1	0	0	0	0	0	0	0	0	0	1
03:00	0	0	0	0	0	0	0	0	0	0	0	0	0	0
03:15	0	1	0	0	0	0	0	0	0	0	0	0	0	1
03:30	0	0	0	0	0	0	0	0	0	0	0	0	0	0
03:45	0	0	0	0	0	0	0	0	0	0	0	0	0	0
04:00	0	0	0	0	0	0	0	0	0	0	0	0	0	0
04:15	0	0	0	0	0	0	0	0	0	0	0	0	0	0
04:30	0	0	0	0	0	0	0	0	0	0	0	0	0	0
04:45	0	0	0	0	0	0	0	0	0	0	0	0	0	0
05:00	0	0	0	0	0	0	0	0	0	0	0	0	0	0
05:15	0	0	0	0	1	0	0	0	0	0	0	0	0	1
05:30	0	0	0	0	1	0	0	0	0	0	0	0	0	1
05:45	0	0	0	0	0	0	1	0	0	0	0	0	0	1
06:00	0	0	0	0	0	0	0	0	0	0	0	0	0	0
06:15	0	0	0	0	0	0	0	0	0	0	0	0	0	0
06:30	0	0	0	0	0	0	0	0	0	0	0	0	0	0
06:45	0	0	0	0	0	1	0	0	0	0	0	0	0	1
07:00	0	0	0	1	0	0	0	0	0	0	0	0	0	1
07:15	0	0	0	0	0	0	0	0	0	0	0	0	0	0
07:30	0	0	0	0	0	0	0	0	0	0	0	0	0	0
07:45	0	1	0	3	0	0	0	0	0	0	0	0	0	4
08:00	0	0	0	0	0	1	0	0	0	0	0	0	0	1
08:15	0	0	1	2	1	1	0	0	0	0	0	0	0	5
08:30	0	0	0	0	0	0	0	0	0	0	0	0	0	0
08:45	0	0	0	1	0	0	0	0	0	0	0	0	0	1
09:00	0	0	1	3	0	0	0	0	0	0	0	0	0	4
09:15	0	0	0	0	0	0	0	0	0	0	0	0	0	0
09:30	1	0	0	1	0	0	0	0	0	0	0	0	0	2
09:45	0	0	0	1	0	0	0	0	0	0	0	0	0	1
10:00	0	0	1	1	0	0	0	0	0	0	0	0	0	2
10:15	0	1	2	0	2	0	0	0	0	0	0	0	0	5
10:30	0	0	1	1	0	0	0	0	0	0	0	0	0	2
10:45	0	0	0	0	0	0	0	0	0	0	0	0	0	0
11:00	0	1	0	2	0	0	0	0	0	0	0	0	0	3
11:15	1	0	0	1	1	0	0	0	0	0	0	0	0	3
11:30	0	0	0	2	0	0	0	0	0	0	0	0	0	2
11:45	0	0	0	2	0	0	0	0	0	0	0	0	0	2
12:00 PM	0	0	0	0	0	0	0	0	0	0	0	0	0	0
12:15	1	0	0	0	1	0	0	0	0	0	0	0	0	2
12:30	0	1	0	0	0	0	0	0	0	0	0	0	0	1
12:45	0	0	0	0	0	0	0	0	0	0	0	0	0	0
13:00	0	2	1	0	0	0	0	0	0	0	0	0	0	3
13:15	0	1	0	0	2	0	0	0	0	0	0	0	0	3
13:30	0	1	0	2	1	0	0	0	0	0	0	0	0	4
13:45	1	0	1	1	0	0	0	0	0	0	0	0	0	3
14:00	1	0	1	1	0	0	0	0	0	0	0	0	0	3
14:15	0	0	0	0	0	0	0	0	0	0	0	0	0	0
14:30	0	0	0	0	1	0	0	0	0	0	0	0	0	1
14:45	0	1	0	0	0	0	0	0	0	0	0	0	0	1
15:00	0	0	0	0	0	0	0	0	0	0	0	0	0	0
15:15	0	0	0	0	0	0	0	0	0	0	0	0	0	0
15:30	0	0	0	1	0	0	0	0	0	0	0	0	0	1
15:45	0	0	0	0	0	0	0	0	0	0	0	0	0	0
16:00	0	0	0	0	0	0	0	0	0	0	0	0	0	0
16:15	0	1	0	0	0	0	0	0	0	0	0	0	0	1
16:30	0	0	2	0	0	1	0	0	0	0	0	0	0	3
16:45	0	0	0	0	0	0	0	0	0	0	0	0	0	0
17:00	0	1	0	0	0	1	0	0	0	0	0	0	0	2
17:15	0	0	0	0	0	0	0	0	0	0	0	0	0	0
17:30	1	0	2	0	1	1	0	0	0	0	0	0	0	5
17:45	0	0	1	0	0	0	0	0	0	0	0	0	0	1
18:00	0	2	1	1	0	0	0	0	0	0	0	0	0	4
18:15	0	0	1	1	0	0	0	0	0	0	0	0	0	2
18:30	0	0	1	1	0	0	0	0	0	0	0	0	0	2
18:45	0	1	1	1	0	0	0	0	0	0	0	0	0	3
19:00	0	0	1	0	0	0	0	0	0	0	0	0	0	1
19:15	0	0	0	0	0	0	0	0	0	0	0	0	0	0
19:30	0	0	1	1	0	0	0	0	0	0	0	0	0	2
19:45	0	0	1	1	0	0	0	0	0	0	0	0	0	2
20:00	0	0	0	1	0	0	0	0	0	0	0	0	0	1
20:15	0	0	0	0	0	0	0	0	0	0	0	0	0	0
20:30	0	0	0	1	0	0	0	0	0	0	0	0	0	1
20:45	0	0	0	0	0	0	0	0	0	0	0	0	0	0
21:00	0	1	1	1	0	0	0	0	0	0	0	0	0	3
21:15	0	0	2	0	0	0	0	0	0	0	0	0	0	2
21:30	0	0	1	0	0	0	0	0	0	0	0	0	0	1
21:45	0	0	0	0	0	0	0	0	0	0	0	0	0	0
22:00	0	0	0	0	0	0	0	0	0	0	0	0	0	0
22:15	0	0	1	0	0	0	0	0	0	0	0	0	0	1
22:30	0	0	0	0	0	0	0	0	0	0	0	0	0	0
22:45	0	0	0	0	0	0	0	0	0	0	0	0	0	0
23:00	0	0	0	0	0	0	0	0	0	0	0	0	0	0
23:15	0	0	0	0	0	0	0	0	0	0	0	0	0	0
23:30	0	0	1	0	0	0	0	0	0	0	0	0	0	1
23:45	0	0	0	0	0	0	0	0	0	0	0	0	0	0
Totals	6	11	7	6	11	7	2	2	0	0	0	0	0	31
% of Totals	19%	35%	23%	19%	35%	23%	6%	6%	0%	0%	0%	0%	0%	100%

AM Volumes	1	4	7	23	6	4	2	0	0	0	0	0	0	48
% AMH	2%	4%	8%	21%	3%	4%	2%	0%	0%	0%	0%	0%	0%	44%
AM Peak Hour Volume	1	2	4	7	2	2	1	0	0	0	0	0	0	7:30-10:00
PM Volumes	4	12	22	15	6	3	0	0	0	0	0	0	0	56
% PMH	4%	11%	20%	14%	5%	3%	0%	0%	0%	0%	0%	0%	0%	56%
PM Peak Hour Volume	13:15	12:30	17:30	13:15	12:45	16:15								13:00-13:30
Volume	1	4	5	1	3	1	0	0	0	0	0	0	0	13

Directional Peak Periods	AM 7-9	NOON 12-2	PM 4-6	Off Peak Volumes
All Classes	Volume 12 11%	Volume 16 15%	Volume 13 12%	Volume 69 63%

Street Name	Direction	Percentiles					
		15th	50th	Average	85th	95th	ADT
S Reese Pl	North Bound	18	26	25	32	38	110
S Reese Pl	South Bound	18	26	25	32	36	295

SPEED

S Reese Pl Bet. W Olive Ave & W Oak St

Day: Wednesday
Date: 1/19/2022

City: Burbank
Project #: CA22_020022_016

South Bound

Table with 12 columns: Time, <15, 15-19, 20-24, 25-29, 30-34, 35-39, 40-44, 45-49, 50-54, 55-59, 60-64, 65-69, 70+, Total. Rows include AM and PM hours from 00:00 to 23:45.

Summary tables for AM Volumes, PM Volumes, and Directional Peak Periods. Includes sub-tables for AM 7-9, NOON 12-2, PM 4-6, and Off Peak Volumes.

Table with columns: Street Name, Direction, 15th, 50th, Average, 85th, 95th, ADT. Rows for S Reese Pl North Bound and South Bound.

Prepared by National Data & Surveying Services
SPEED
 S Reese Pl Bet. W Olive Ave & W Oak St

Day: Wednesday
 Date: 1/19/2022

City: Burbank
 Project #: CA22_020022_016

Summary

Time	<15	15-19	20-24	25-29	30-34	35-39	40-44	45-49	50-54	55-59	60-64	65-69	70+	Total		
00:00 AM	0	0	0	1	0	0	1	0	0	0	0	0	0	2		
00:15	0	0	0	0	0	0	0	0	0	0	0	0	0	0		
00:30	0	0	0	0	0	0	1	0	0	0	0	0	0	1		
00:45	0	0	0	0	0	0	0	0	0	0	0	0	0	0		
01:00	0	0	0	0	0	0	0	0	0	0	0	0	0	0		
01:15	0	0	1	0	0	0	0	0	0	0	0	0	0	1		
01:30	0	0	0	0	0	0	0	0	0	0	0	0	0	0		
01:45	0	0	0	0	0	0	0	0	0	0	0	0	0	0		
02:00	0	0	0	0	0	1	0	0	0	0	0	0	0	1		
02:15	0	1	1	1	0	0	0	0	0	0	0	0	0	3		
02:30	0	0	0	0	0	0	0	0	0	0	0	0	0	1		
02:45	0	0	0	1	0	0	0	0	0	0	0	0	0	1		
03:00	0	0	0	0	0	0	0	0	0	0	0	0	0	0		
03:15	0	1	0	0	0	0	0	0	0	0	0	0	0	1		
03:30	0	0	0	1	0	0	0	0	0	0	0	0	0	1		
03:45	0	0	0	0	0	0	0	0	0	0	0	0	0	0		
04:00	0	0	0	0	0	0	0	0	0	0	0	0	0	0		
04:15	0	0	0	0	0	0	0	0	0	0	0	0	0	0		
04:30	0	0	0	0	0	0	0	0	0	0	0	0	0	0		
04:45	0	0	0	0	0	0	0	0	0	0	0	0	0	0		
05:00	0	0	0	0	0	0	0	0	0	0	0	0	0	0		
05:15	0	0	0	0	2	0	0	0	0	0	0	0	0	2		
05:30	0	0	0	1	1	0	0	0	0	0	0	0	0	2		
05:45	0	0	0	0	0	0	1	0	0	0	0	0	0	1		
06:00	0	0	0	0	0	0	0	0	0	0	0	0	0	0		
06:15	0	1	0	0	0	0	0	0	0	0	0	0	0	1		
06:30	0	0	1	1	0	0	0	0	0	0	0	0	0	2		
06:45	1	0	0	2	0	1	0	0	0	0	0	0	0	4		
07:00	0	0	1	1	0	0	0	0	0	0	0	0	0	2		
07:15	0	0	0	1	0	0	0	0	0	0	0	0	0	1		
07:30	0	0	1	2	0	0	0	0	0	0	0	0	0	3		
07:45	0	1	0	6	2	2	0	0	0	0	0	0	0	11		
08:00	1	1	0	4	0	1	0	0	0	0	0	0	0	7		
08:15	1	1	2	3	2	2	0	0	0	0	0	0	0	12		
08:30	0	0	0	1	1	0	1	0	0	0	0	0	0	3		
08:45	0	0	1	1	0	0	0	0	0	0	0	0	0	2		
09:00	0	0	2	5	0	0	0	0	0	0	0	0	0	7		
09:15	0	0	2	1	0	0	0	0	0	0	0	0	0	3		
09:30	1	1	2	4	0	0	0	0	0	0	0	0	0	8		
09:45	0	0	0	1	1	0	0	0	0	0	0	0	0	2		
10:00	0	1	1	2	1	0	0	0	0	0	0	0	0	5		
10:15	0	1	3	2	2	1	0	0	0	0	0	0	0	9		
10:30	0	2	2	1	0	0	0	0	0	0	0	0	0	5		
10:45	0	0	1	1	0	0	0	0	0	0	0	0	0	2		
11:00	0	3	0	4	0	0	0	0	0	0	0	0	0	7		
11:15	3	0	0	3	1	0	0	0	0	0	0	0	0	7		
11:30	0	3	1	4	0	0	0	0	0	0	0	0	0	8		
11:45	0	2	2	4	0	0	0	0	0	0	0	0	0	8		
12:00 PM	0	0	1	1	1	0	0	0	0	0	0	0	0	3		
12:15	3	1	1	3	3	0	0	0	0	0	0	0	0	11		
12:30	3	5	1	2	1	1	0	0	0	0	0	0	0	13		
12:45	0	3	1	4	0	0	0	0	0	0	0	0	0	8		
13:00	2	4	3	4	1	0	0	0	0	0	0	0	0	14		
13:15	0	2	0	1	3	1	0	0	0	0	0	0	0	7		
13:30	0	1	2	3	3	1	0	0	0	0	0	0	0	10		
13:45	2	1	2	5	3	0	0	0	0	0	0	0	0	13		
14:00	1	0	4	3	0	0	0	0	0	0	0	0	0	8		
14:15	0	0	1	5	1	0	0	0	0	0	0	0	0	7		
14:30	1	0	2	3	5	0	0	0	0	0	0	0	0	11		
14:45	0	2	2	6	0	2	0	0	0	0	0	0	0	12		
15:00	0	0	0	1	1	0	0	0	0	0	0	0	0	3		
15:15	2	0	0	1	1	1	0	0	0	0	0	0	0	5		
15:30	0	1	0	1	0	0	0	0	0	0	0	0	0	2		
15:45	1	2	0	1	0	1	0	0	0	0	0	0	0	5		
16:00	0	1	0	0	0	0	0	0	0	0	0	0	0	1		
16:15	2	1	4	1	0	0	0	0	0	0	0	0	0	8		
16:30	0	1	2	2	0	1	0	0	0	0	0	0	0	6		
16:45	1	2	0	1	0	0	0	0	0	0	0	0	0	4		
17:00	1	3	2	1	0	2	0	0	0	0	0	0	0	9		
17:15	0	0	4	2	1	0	0	0	0	0	0	0	0	7		
17:30	1	0	4	0	1	1	0	0	0	0	0	0	0	7		
17:45	1	1	2	2	4	0	0	0	0	0	0	0	0	10		
18:00	0	2	2	3	3	0	0	0	0	0	0	0	0	10		
18:15	0	1	3	3	1	1	0	0	0	0	0	0	0	9		
18:30	0	1	2	2	1	0	0	0	0	0	0	0	0	6		
18:45	0	3	3	2	1	0	0	0	0	0	0	0	0	9		
19:00	0	0	2	1	1	0	0	0	0	0	0	0	0	4		
19:15	0	0	2	1	0	0	0	0	0	0	0	0	0	3		
19:30	0	0	1	2	1	1	0	0	0	0	0	0	0	5		
19:45	0	1	2	3	1	0	0	0	0	0	0	0	0	7		
20:00	0	0	0	2	0	0	0	0	0	0	0	0	0	2		
20:15	0	0	1	1	0	0	0	0	0	0	0	0	0	2		
20:30	0	0	0	2	1	0	0	0	0	0	0	0	0	3		
20:45	0	0	0	1	1	0	0	0	0	0	0	0	0	2		
21:00	0	1	3	3	0	0	0	0	0	0	0	0	0	7		
21:15	0	0	3	1	0	0	0	0	0	0	0	0	0	4		
21:30	0	0	1	0	1	0	0	0	0	0	0	0	0	2		
21:45	0	0	0	1	0	0	0	0	0	0	0	0	0	1		
22:00	0	0	0	1	0	0	0	0	0	0	0	0	0	1		
22:15	0	0	0	1	1	0	0	0	0	0	0	0	0	3		
22:30	0	0	0	0	1	1	0	0	0	0	0	0	0	2		
22:45	0	0	0	0	0	0	0	0	0	0	0	0	0	0		
23:00	0	0	0	0	1	0	0	0	0	0	0	0	0	1		
23:15	0	0	0	0	0	0	0	0	0	0	0	0	0	0		
23:30	0	0	1	0	1	0	0	0	0	0	0	0	0	2		
23:45	0	0	0	0	0	1	0	0	0	0	0	0	0	1		
ADT Totals	72	119	118	142	111	71	61	31	21	11	11	11	11	640		
% of Totals	7%	15%	15%	22%	15%	9%	8%	4%	3%	1%	1%	1%	1%	100%		
AM Volumes	7	19	24	39	15	9	3	0	0	0	0	0	0	138		
% AM	2%	5%	6%	13%	4%	2%	1%							34%		
AM Peak Hour	11:45	11:00	08:45	07:30	07:45	07:30								11:45		
Volume	8	8	7	15	6	5	1							35		
PM Volumes	41	40	46	49	46	34	0	0	0	0	0	0	0	499		
% PM	5%	10%	16%	20%	15%	3%								66%		
PM Peak Hour	12:15	12:30	17:00	14:00	13:00	14:30								12:15		
Volume	11	11	12	17	10	11								48		
Directional Peak Periods	AM 7-9				NOON 12-2				PM 4-6				Off Peak Volumes			
All Classes	Volume 41 ←→ 10%				Volume 79 ←→ 20%				Volume 52 ←→ 13%				Volume 233 ←→ 58%			
Street Name	Direction	15th	50th	Percentiles				85th	95th	ADT						
S Reese Pl	Summary	18	26	25				32	36	405						

SPEED

S Reese Pl Bet. W Olive Ave & W Oak St

Day: Wednesday

Date: 1/19/2022

City: Burbank

Project #: CA22_020022_016n

North Bound

Time	< 15	15 - 19	20 - 24	25 - 29	30 - 34	35 - 39	40 - 44	45 - 49	50 - 54	55 - 59	60 - 64	65 - 69	70 +	Total
00:00 AM	0	0	0	0	0	1	1	0	0	0	0	0	0	2
01:00	0	0	0	0	0	0	0	0	0	0	0	0	0	0
02:00	0	0	1	2	0	0	0	0	0	0	0	0	0	3
03:00	0	1	0	0	0	0	0	0	0	0	0	0	0	1
04:00	0	0	0	0	0	0	0	0	0	0	0	0	0	0
05:00	0	0	0	0	2	0	1	0	0	0	0	0	0	3
06:00	0	0	0	0	0	1	0	0	0	0	0	0	0	1
07:00	0	1	0	4	0	0	0	0	0	0	0	0	0	5
08:00	0	0	1	3	1	2	0	0	0	0	0	0	0	7
09:00	1	0	1	5	0	0	0	0	0	0	0	0	0	7
10:00	0	1	4	2	2	0	0	0	0	0	0	0	0	9
11:00	1	1	0	7	1	0	0	0	0	0	0	0	0	10
12:00 PM	1	1	0	0	1	0	0	0	0	0	0	0	0	3
13:00	1	4	2	3	3	0	0	0	0	0	0	0	0	13
14:00	1	1	1	1	1	0	0	0	0	0	0	0	0	5
15:00	0	0	0	2	0	0	0	0	0	0	0	0	0	2
16:00	0	1	3	0	0	1	0	0	0	0	0	0	0	5
17:00	1	1	3	0	1	2	0	0	0	0	0	0	0	8
18:00	0	3	4	4	0	0	0	0	0	0	0	0	0	11
19:00	0	0	3	2	0	0	0	0	0	0	0	0	0	5
20:00	0	0	0	2	0	0	0	0	0	0	0	0	0	2
21:00	0	1	4	1	0	0	0	0	0	0	0	0	0	6
22:00	0	0	1	0	0	0	0	0	0	0	0	0	0	1
23:00	0	0	1	0	0	0	0	0	0	0	0	0	0	1
Totals	6	16	29	38	12	7	2							110
% of Totals	5%	15%	26%	35%	11%	6%	2%							100%

AM Volumes	2	4	7	23	6	4	2	0	0	0	0	0	0	48		
% AM	2%	4%	6%	21%	5%	4%	2%							44%		
AM Peak Hour	09:00	03:00	10:00	11:00	05:00	08:00								11:00		
Volume	1	1	4	7	2	2	1							10		
PM Volumes	4	12	22	15	6	3	0	0	0	0	0	0	0	62		
% PM	4%	11%	20%	14%	5%	3%								56%		
PM Peak Hour	12:00	13:00	18:00	18:00	13:00	17:00								13:00		
Volume	1	4	4	4	3	2								13		
Directional Peak Periods		AM 7-9				NOON 12-2			PM 4-6			Off Peak Volumes				
All Speeds		Volume	↔		%	Volume	↔		%	Volume	↔		%	Volume	↔	
		12			11%	16			15%	13			12%	69		

Street Name	Direction	Percentiles					
		15th	50th	Average	85th	95th	ADT
S Reese Pl	North Bound	18	26	25	32	38	110
S Reese Pl	South Bound	18	26	25	32	36	295

SPEED

S Reese Pl Bet. W Olive Ave & W Oak St

Day: Wednesday

Date: 1/19/2022

City: Burbank

Project #: CA22_020022_016s

South Bound

Time	< 15	15 - 19	20 - 24	25 - 29	30 - 34	35 - 39	40 - 44	45 - 49	50 - 54	55 - 59	60 - 64	65 - 69	70 +	Total
00:00 AM	0	0	0	1	0	0	0	0	0	0	0	0	0	1
01:00	0	0	1	0	0	0	0	0	0	0	0	0	0	1
02:00	0	1	0	0	1	1	0	0	0	0	0	0	0	3
03:00	0	0	0	1	0	0	0	0	0	0	0	0	0	1
04:00	0	0	0	0	0	0	0	0	0	0	0	0	0	0
05:00	0	0	0	1	1	0	0	0	0	0	0	0	0	2
06:00	1	1	1	3	0	0	0	0	0	0	0	0	0	6
07:00	0	0	2	6	2	2	0	0	0	0	0	0	0	12
08:00	2	2	2	6	3	1	1	0	0	0	0	0	0	17
09:00	0	1	5	6	1	0	0	0	0	0	0	0	0	13
10:00	0	3	3	4	1	1	0	0	0	0	0	0	0	12
11:00	2	7	3	8	0	0	0	0	0	0	0	0	0	20
12:00 PM	5	8	4	10	4	1	0	0	0	0	0	0	0	32
13:00	3	4	5	10	7	2	0	0	0	0	0	0	0	31
14:00	1	1	8	16	5	2	0	0	0	0	0	0	0	33
15:00	3	3	0	2	2	2	0	0	0	0	0	0	0	12
16:00	3	4	3	4	0	0	0	0	0	0	0	0	0	14
17:00	2	3	9	5	5	1	0	0	0	0	0	0	0	25
18:00	0	4	6	6	6	1	0	0	0	0	0	0	0	23
19:00	0	1	4	5	3	1	0	0	0	0	0	0	0	14
20:00	0	0	1	4	2	0	0	0	0	0	0	0	0	7
21:00	0	0	3	4	1	0	0	0	0	0	0	0	0	8
22:00	0	0	0	2	2	1	0	0	0	0	0	0	0	5
23:00	0	0	0	0	3	0	0	0	0	0	0	0	0	3
Totals	22	43	60	104	49	16	1							295
% of Totals	7%	15%	20%	35%	17%	5%	0%							100%

AM Volumes	5	15	17	36	9	5	1	0	0	0	0	0	0	88		
% AM	2%	5%	6%	12%	3%	2%	0%							30%		
AM Peak Hour	08:00	11:00	09:00	11:00	08:00	07:00	08:00							11:00		
Volume	2	7	5	8	3	2	1							20		
PM Volumes	17	28	43	68	40	11	0	0	0	0	0	0	0	207		
% PM	6%	9%	15%	23%	14%	4%								70%		
PM Peak Hour	12:00	12:00	17:00	14:00	13:00	13:00								14:00		
Volume	5	8	9	16	7	2								33		
Directional Peak Periods		AM 7-9				NOON 12-2				PM 4-6				Off Peak Volumes		
All Speeds		Volume	↔		%	Volume	↔		%	Volume	↔		%	Volume	↔	
		29			10%	63			21%	39			13%	164		

Street Name	Direction	Percentiles					
		15th	50th	Average	85th	95th	ADT
S Reese Pl	North Bound	18	26	25	32	38	110
S Reese Pl	South Bound	18	26	25	32	36	295

SPEED

S Reese Pl Bet. W Olive Ave & W Oak St

Day: Wednesday

Date: 1/19/2022

City: Burbank

Project #: CA22_020022_016

Summary

Time	< 15	15 - 19	20 - 24	25 - 29	30 - 34	35 - 39	40 - 44	45 - 49	50 - 54	55 - 59	60 - 64	65 - 69	70 +	Total
00:00 AM	0	0	0	1	0	1	1	0	0	0	0	0	0	3
01:00	0	0	1	0	0	0	0	0	0	0	0	0	0	1
02:00	0	1	1	2	1	1	0	0	0	0	0	0	0	6
03:00	0	1	0	1	0	0	0	0	0	0	0	0	0	2
04:00	0	0	0	0	0	0	0	0	0	0	0	0	0	0
05:00	0	0	0	1	3	0	1	0	0	0	0	0	0	5
06:00	1	1	1	3	0	1	0	0	0	0	0	0	0	7
07:00	0	1	2	10	2	2	0	0	0	0	0	0	0	17
08:00	2	2	3	9	4	3	1	0	0	0	0	0	0	24
09:00	1	1	6	11	1	0	0	0	0	0	0	0	0	20
10:00	0	4	7	6	3	1	0	0	0	0	0	0	0	21
11:00	3	8	3	15	1	0	0	0	0	0	0	0	0	30
12:00 PM	6	9	4	10	5	1	0	0	0	0	0	0	0	35
13:00	4	8	7	13	10	2	0	0	0	0	0	0	0	44
14:00	2	2	9	17	6	2	0	0	0	0	0	0	0	38
15:00	3	3	0	4	2	2	0	0	0	0	0	0	0	14
16:00	3	5	6	4	0	1	0	0	0	0	0	0	0	19
17:00	3	4	12	5	6	3	0	0	0	0	0	0	0	33
18:00	0	7	10	10	6	1	0	0	0	0	0	0	0	34
19:00	0	1	7	7	3	1	0	0	0	0	0	0	0	19
20:00	0	0	1	6	2	0	0	0	0	0	0	0	0	9
21:00	0	1	7	5	1	0	0	0	0	0	0	0	0	14
22:00	0	0	1	2	2	1	0	0	0	0	0	0	0	6
23:00	0	0	1	0	3	0	0	0	0	0	0	0	0	4
Totals	28	59	89	142	61	23	3							405
% of Totals	7%	15%	22%	35%	15%	6%	1%							100%

AM Volumes	7	19	24	59	15	9	3	0	0	0	0	0	0	136			
% AM	2%	5%	6%	15%	4%	2%	1%							34%			
AM Peak Hour	11:00	11:00	10:00	11:00	08:00	08:00								11:00			
Volume	3	8	7	15	4	3	1							30			
PM Volumes	21	40	65	83	46	14	0	0	0	0	0	0	0	269			
% PM	5%	10%	16%	20%	11%	3%								66%			
PM Peak Hour	12:00	12:00	17:00	14:00	13:00	17:00								13:00			
Volume	6	9	12	17	10	3								44			
Directional Peak Periods		AM 7-9				NOON 12-2			PM 4-6			Off Peak Volumes					
All Speeds		Volume	↔		%	Volume	↔		%	Volume	↔		%	Volume	↔		%
		41			10%	79			20%	52			13%	233			58%

Street Name	Direction	Percentiles					
		15th	50th	Average	85th	95th	ADT
S Reese Pl	Summary	18	26	25	32	36	405

VOLUME

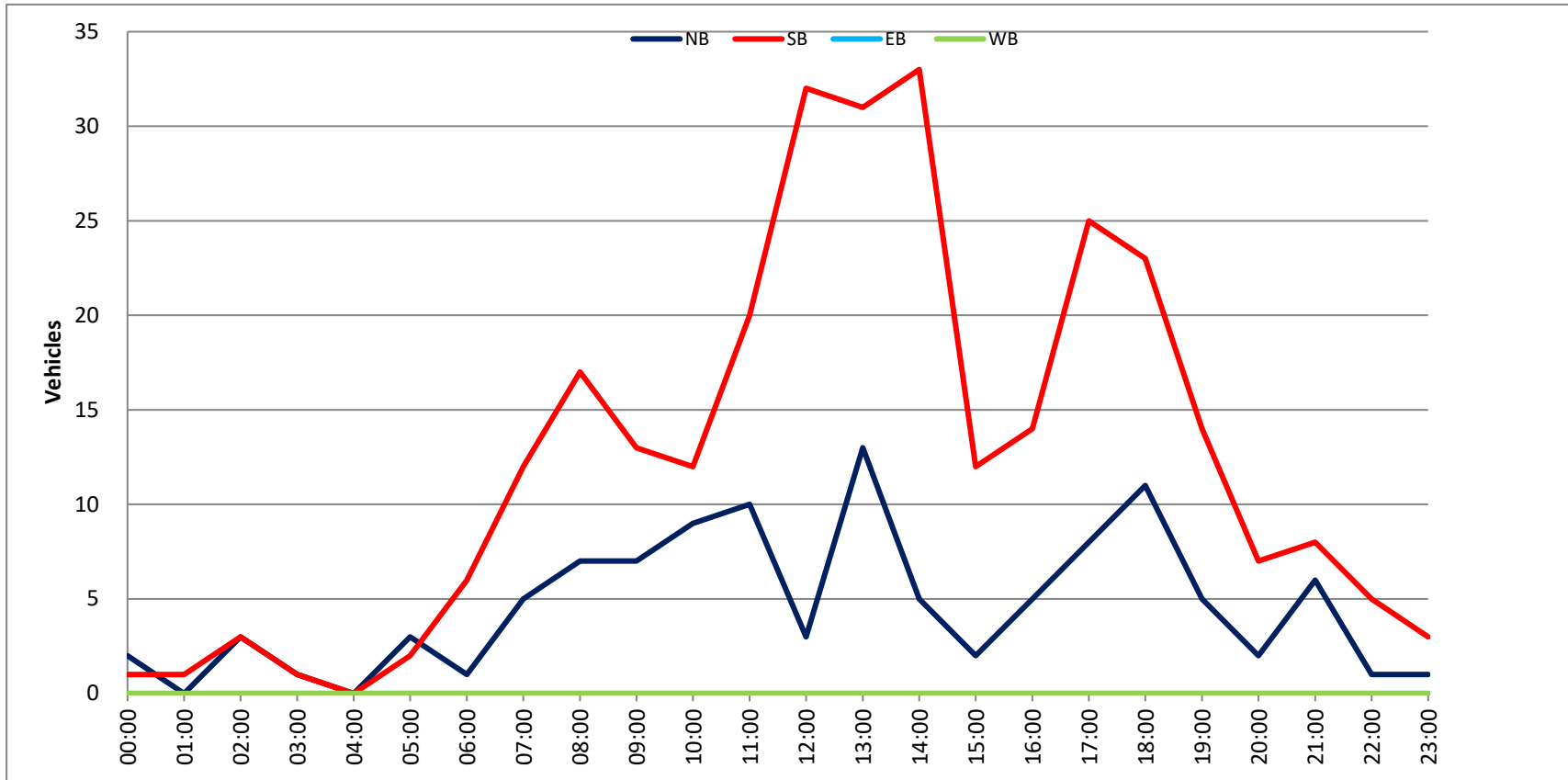
S Reese Pl Bet. W Olive Ave & W Oak St

Day: Wednesday
 Date: 1/19/2022

City: Burbank
 Project #: CA22_020022_016

DAILY TOTALS					NB	SB	EB	WB	Total		
					110	295	0	0	405		
AM Period	NB	SB	EB	WB	TOTAL	PM Period	NB	SB	EB	WB	TOTAL
00:00	1	1	0	0	2	12:00	0	3	0	0	3
00:15	0	0	0	0		12:15	2	9	0	0	11
00:30	1	0	0	0	1	12:30	1	12	0	0	13
00:45	0	2	0	1	3	12:45	0	3	8	32	43
01:00	0	0	0	0		13:00	3	11	0	0	14
01:15	0	1	0	0	1	13:15	3	4	0	0	7
01:30	0	0	0	0		13:30	4	6	0	0	10
01:45	0	0	1	0	1	13:45	3	13	10	31	44
02:00	0	1	0	0	1	14:00	3	5	0	0	8
02:15	2	1	0	0	3	14:15	0	7	0	0	7
02:30	0	1	0	0	1	14:30	1	10	0	0	11
02:45	1	3	0	3	6	14:45	1	5	11	33	40
03:00	0	0	0	0		15:00	1	1	0	0	2
03:15	1	0	0	0	1	15:15	0	5	0	0	5
03:30	0	1	0	0	1	15:30	1	1	0	0	2
03:45	0	1	0	1	2	15:45	0	2	5	12	14
04:00	0	0	0	0		16:00	0	1	0	0	1
04:15	0	0	0	0		16:15	2	6	0	0	8
04:30	0	0	0	0		16:30	3	3	0	0	6
04:45	0	0	0	0		16:45	0	5	4	14	19
05:00	0	0	0	0		17:00	2	7	0	0	9
05:15	1	1	0	0	2	17:15	0	7	0	0	7
05:30	1	1	0	0	2	17:30	5	2	0	0	7
05:45	1	3	0	2	5	17:45	1	8	9	25	33
06:00	0	0	0	0		18:00	4	6	0	0	10
06:15	0	1	0	0	1	18:15	2	7	0	0	9
06:30	0	2	0	0	2	18:30	2	4	0	0	6
06:45	1	1	3	6	7	18:45	3	11	6	23	34
07:00	1	1	0	0	2	19:00	1	3	0	0	4
07:15	0	1	0	0	1	19:15	0	3	0	0	3
07:30	0	3	0	0	3	19:30	2	3	0	0	5
07:45	4	5	7	12	17	19:45	2	5	5	14	19
08:00	1	6	0	0	7	20:00	1	1	0	0	2
08:15	5	7	0	0	12	20:15	0	2	0	0	2
08:30	0	3	0	0	3	20:30	1	2	0	0	3
08:45	1	7	1	17	24	20:45	0	2	2	7	9
09:00	4	3	0	0	7	21:00	3	4	0	0	7
09:15	0	3	0	0	3	21:15	2	2	0	0	4
09:30	2	6	0	0	8	21:30	1	1	0	0	2
09:45	1	7	1	13	20	21:45	0	6	1	8	14
10:00	2	3	0	0	5	22:00	0	1	0	0	1
10:15	5	4	0	0	9	22:15	1	2	0	0	3
10:30	2	3	0	0	5	22:30	0	2	0	0	2
10:45	0	9	2	12	21	22:45	0	1	0	5	6
11:00	3	4	0	0	7	23:00	0	1	0	0	1
11:15	3	4	0	0	7	23:15	0	0	0	0	
11:30	2	6	0	0	8	23:30	1	1	0	0	2
11:45	2	10	6	20	30	23:45	0	1	1	3	4
TOTALS	48	88			136	TOTALS	62	207			269
SPLIT %	35.3%	64.7%			33.6%	SPLIT %	23.0%	77.0%			66.4%

DAILY TOTALS					NB	SB	EB	WB	Total
					110	295	0	0	405
AM Peak Hour	07:30	11:45			11:45	PM Peak Hour	13:00	12:15	12:15
AM Pk Volume	10	30			35	PM Pk Volume	13	40	46
Pk Hr Factor	0.500	0.625			0.673	Pk Hr Factor	0.813	0.833	0.821
7 - 9 Volume	12	29	0	0	41	4 - 6 Volume	13	39	52
7 - 9 Peak Hour	07:30	07:30			07:30	4 - 6 Peak Hour	17:00	17:00	17:00
7 - 9 Pk Volume	10	23	0	0	33	4 - 6 Pk Volume	8	25	33
Pk Hr Factor	0.500	0.821	0.000	0.000	0.688	Pk Hr Factor	0.400	0.694	0.000



SPEED

S Reese Pl Bet. W Olive Ave & W Oak St

Day: Thursday
Date: 1/20/2022

City: Burbank
Project #: CA22_020022_016n

North Bound

Time	< 15	15 - 19	20 - 24	25 - 29	30 - 34	35 - 39	40 - 44	45 - 49	50 - 54	55 - 59	60 - 64	65 - 69	70 +	Total
00:00 AM	0	0	0	0	2	0	0	0	0	0	0	0	0	2
01:00	0	0	0	0	0	0	0	0	0	0	0	0	0	0
02:00	0	0	0	2	1	0	0	0	0	0	0	0	0	3
03:00	0	0	0	1	0	0	0	0	0	0	0	0	0	1
04:00	0	0	0	1	0	0	0	0	0	0	0	0	0	1
05:00	0	0	0	2	2	0	0	0	0	0	0	0	0	4
06:00	0	0	0	0	2	2	0	0	0	0	0	0	0	4
07:00	0	0	0	3	3	0	0	0	0	0	0	0	0	6
08:00	0	0	0	3	3	2	0	0	0	0	0	0	0	8
09:00	0	0	1	5	4	0	0	0	0	0	0	0	0	10
10:00	0	1	2	3	4	0	0	0	0	0	0	0	0	10
11:00	0	0	0	4	5	2	0	0	0	0	0	0	0	11
12:00 PM	1	1	1	3	1	0	0	0	0	0	0	0	0	7
13:00	0	1	5	3	1	0	1	0	0	0	0	0	0	11
14:00	0	2	3	2	2	1	0	0	0	0	0	0	0	10
15:00	0	2	1	2	3	0	0	0	0	0	0	0	0	8
16:00	1	2	2	1	0	0	0	0	0	0	0	0	0	6
17:00	2	0	6	0	2	0	0	0	0	0	0	0	0	10
18:00	2	1	5	2	0	0	0	0	0	0	0	0	0	10
19:00	2	1	2	0	0	0	0	0	0	0	0	0	0	5
20:00	0	0	0	3	0	0	0	0	0	0	0	0	0	3
21:00	0	0	0	2	0	0	1	0	0	0	0	0	0	3
22:00	1	0	0	0	0	1	2	0	0	0	0	0	0	4
23:00	1	0	0	0	0	0	0	0	0	0	0	0	0	1
Totals	10	11	28	42	35	8	4							138
% of Totals	7%	8%	20%	30%	25%	6%	3%							100%

AM Volumes	0	1	3	24	26	6	0	0	0	0	0	0	0	60
% AM		1%	2%	17%	19%	4%								43%
AM Peak Hour		10:00	10:00	09:00	11:00	06:00								11:00
Volume		1	2	5	5	2								11
PM Volumes	10	10	25	18	9	2	4	0	0	0	0	0	0	78
% PM	7%	7%	18%	13%	7%	1%	3%							57%
PM Peak Hour	17:00	14:00	17:00	12:00	15:00	14:00	22:00							13:00
Volume	2	2	6	3	3	1	2							11
Directional Peak Periods			AM 7-9				NOON 12-2				PM 4-6		Off Peak Volumes	
All Speeds			Volume			Volume			Volume			Volume		
			14	↔	10%	18	↔	13%	16	↔	12%	90	↔	65%

Street Name	Direction	Percentiles					
		15th	50th	Average	85th	95th	ADT
S Reese Pl	North Bound	20	27	27	34	38	138
S Reese Pl	South Bound	20	26	26	33	37	296

SPEED

S Reese Pl Bet. W Olive Ave & W Oak St

Day: Thursday
Date: 1/20/2022

City: Burbank
Project #: CA22_020022_016s

South Bound

Time	< 15	15 - 19	20 - 24	25 - 29	30 - 34	35 - 39	40 - 44	45 - 49	50 - 54	55 - 59	60 - 64	65 - 69	70 +	Total
00:00 AM	0	0	0	1	0	0	0	0	0	0	0	0	0	1
01:00	0	0	0	2	0	0	0	0	0	0	0	0	0	2
02:00	0	0	0	2	0	1	0	0	0	0	0	0	0	3
03:00	0	0	0	1	1	0	0	0	0	0	0	0	0	2
04:00	0	0	0	0	1	0	0	0	0	0	0	0	0	1
05:00	0	0	0	3	1	0	0	0	0	0	0	0	0	4
06:00	0	2	2	4	1	0	0	0	0	0	0	0	0	9
07:00	0	0	2	5	4	1	0	0	0	0	0	0	0	12
08:00	0	2	4	5	5	3	1	0	0	0	0	0	0	20
09:00	0	0	3	5	5	2	0	0	0	0	0	0	0	15
10:00	0	0	3	5	3	0	0	0	0	0	0	0	0	11
11:00	0	2	6	7	3	0	0	0	0	0	0	0	0	18
12:00 PM	3	0	6	6	4	0	0	0	0	0	0	0	0	19
13:00	2	2	10	7	8	1	0	0	0	0	0	0	0	30
14:00	3	2	10	10	6	3	0	0	0	0	0	0	0	34
15:00	3	0	5	4	3	1	0	0	0	0	0	0	0	16
16:00	2	1	5	3	1	0	0	0	0	0	0	0	0	12
17:00	1	3	5	2	5	3	0	0	0	0	0	0	0	19
18:00	1	2	3	7	3	2	0	0	0	0	0	0	0	18
19:00	3	1	6	1	3	0	0	0	0	0	0	0	0	14
20:00	2	2	9	1	2	1	0	0	0	0	0	0	0	17
21:00	1	2	3	0	2	2	0	0	0	0	0	0	0	10
22:00	0	0	0	4	1	1	0	0	0	0	0	0	0	6
23:00	0	1	1	0	1	0	0	0	0	0	0	0	0	3
Totals	21	22	83	85	63	21	1							296
% of Totals	7%	7%	28%	29%	21%	7%	0%							100%

AM Volumes	0	6	20	40	24	7	1	0	0	0	0	0	0	98		
% AM		2%	7%	14%	8%	2%	0%							33%		
AM Peak Hour		06:00	11:00	11:00	08:00	08:00	08:00							08:00		
Volume		2	6	7	5	3	1							20		
PM Volumes	21	16	63	45	39	14	0	0	0	0	0	0	0	198		
% PM	7%	5%	21%	15%	13%	5%								67%		
PM Peak Hour	12:00	17:00	13:00	14:00	13:00	14:00								14:00		
Volume	3	3	10	10	8	3								34		
Directional Peak Periods		AM 7-9				NOON 12-2			PM 4-6			Off Peak Volumes				
All Speeds		Volume	↔		%	Volume	↔		%	Volume	↔		%	Volume	↔	
		32			11%	49			17%	31			10%	184		

Street Name	Direction	Percentiles					
		15th	50th	Average	85th	95th	ADT
S Reese Pl	North Bound	20	27	27	34	38	138
S Reese Pl	South Bound	20	26	26	33	37	296

SPEED

S Reese Pl Bet. W Olive Ave & W Oak St

Day: Thursday
Date: 1/20/2022

City: Burbank
Project #: CA22_020022_016

Summary

Time	< 15	15 - 19	20 - 24	25 - 29	30 - 34	35 - 39	40 - 44	45 - 49	50 - 54	55 - 59	60 - 64	65 - 69	70 +	Total
00:00 AM	0	0	0	1	2	0	0	0	0	0	0	0	0	3
01:00	0	0	0	2	0	0	0	0	0	0	0	0	0	2
02:00	0	0	0	4	1	1	0	0	0	0	0	0	0	6
03:00	0	0	0	2	1	0	0	0	0	0	0	0	0	3
04:00	0	0	0	1	1	0	0	0	0	0	0	0	0	2
05:00	0	0	0	5	3	0	0	0	0	0	0	0	0	8
06:00	0	2	2	4	3	2	0	0	0	0	0	0	0	13
07:00	0	0	2	8	7	1	0	0	0	0	0	0	0	18
08:00	0	2	4	8	8	5	1	0	0	0	0	0	0	28
09:00	0	0	4	10	9	2	0	0	0	0	0	0	0	25
10:00	0	1	5	8	7	0	0	0	0	0	0	0	0	21
11:00	0	2	6	11	8	2	0	0	0	0	0	0	0	29
12:00 PM	4	1	7	9	5	0	0	0	0	0	0	0	0	26
13:00	2	3	15	10	9	1	1	0	0	0	0	0	0	41
14:00	3	4	13	12	8	4	0	0	0	0	0	0	0	44
15:00	3	2	6	6	6	1	0	0	0	0	0	0	0	24
16:00	3	3	7	4	1	0	0	0	0	0	0	0	0	18
17:00	3	3	11	2	7	3	0	0	0	0	0	0	0	29
18:00	3	3	8	9	3	2	0	0	0	0	0	0	0	28
19:00	5	2	8	1	3	0	0	0	0	0	0	0	0	19
20:00	2	2	9	4	2	1	0	0	0	0	0	0	0	20
21:00	1	2	3	2	2	2	1	0	0	0	0	0	0	13
22:00	1	0	0	4	1	2	2	0	0	0	0	0	0	10
23:00	1	1	1	0	1	0	0	0	0	0	0	0	0	4
Totals	31	33	111	127	98	29	5							434
% of Totals	7%	8%	26%	29%	23%	7%	1%							100%

AM Volumes	0	7	23	64	50	13	1	0	0	0	0	0	0	158		
% AM		2%	5%	15%	12%	3%	0%							36%		
AM Peak Hour		06:00	11:00	11:00	09:00	08:00	08:00							11:00		
Volume		2	6	11	9	5	1							29		
PM Volumes	31	26	88	63	48	16	4	0	0	0	0	0	0	276		
% PM	7%	6%	20%	15%	11%	4%	1%							64%		
PM Peak Hour	19:00	14:00	13:00	14:00	13:00	14:00	22:00							14:00		
Volume	5	4	15	12	9	4	2							44		
Directional Peak Periods		AM 7-9				NOON 12-2			PM 4-6			Off Peak Volumes				
All Speeds		Volume	↔		%	Volume	↔		%	Volume	↔		%	Volume	↔	
		46	11%		67	15%		47	11%		274		63%			

Street Name	Direction	Percentiles					
		15th	50th	Average	85th	95th	ADT
S Reese Pl	Summary	20	27	26	33	37	434

VOLUME

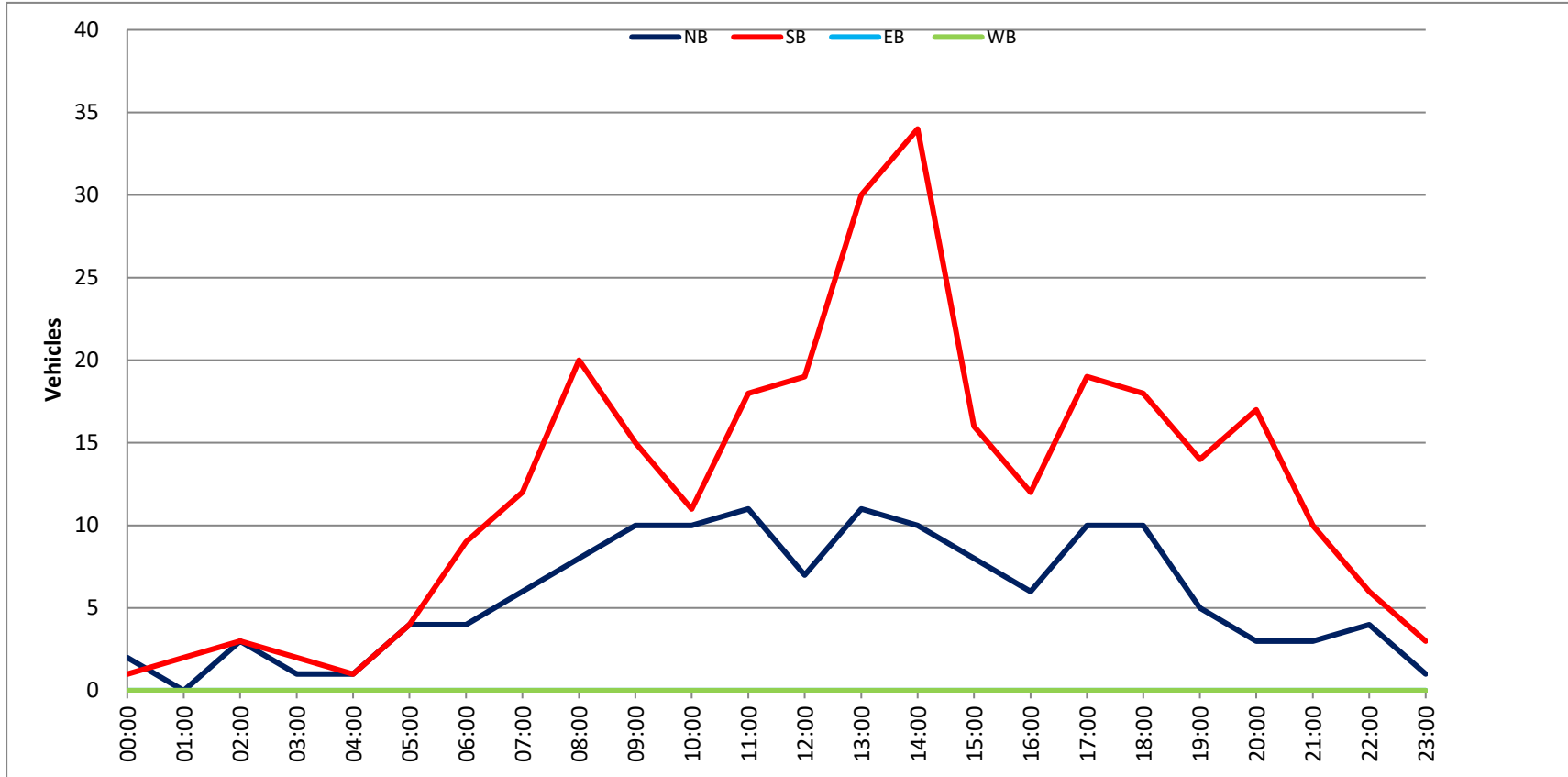
S Reese Pl Bet. W Olive Ave & W Oak St

Day: Thursday
 Date: 1/20/2022

City: Burbank
 Project #: CA22_020022_016

DAILY TOTALS					NB	SB	EB	WB	Total		
					138	296	0	0	434		
AM Period	NB	SB	EB	WB	TOTAL	PM Period	NB	SB	EB	WB	TOTAL
00:00	0	0	0	0		12:00	1	4	0	0	5
00:15	1	1	0	0	2	12:15	2	4	0	0	6
00:30	0	0	0	0		12:30	3	5	0	0	8
00:45	1	2	0	1	4	12:45	1	7	6	19	26
01:00	0	0	0	0		13:00	5	8	0	0	13
01:15	0	1	0	0	1	13:15	5	6	0	0	11
01:30	0	0	0	0		13:30	1	5	0	0	6
01:45	0	1	2	0	3	13:45	0	11	11	30	41
02:00	1	2	0	0	3	14:00	4	10	0	0	14
02:15	1	0	0	0	1	14:15	2	10	0	0	12
02:30	0	1	0	0	1	14:30	4	6	0	0	10
02:45	1	3	0	3	7	14:45	0	10	8	34	44
03:00	1	1	0	0	2	15:00	5	2	0	0	7
03:15	0	0	0	0		15:15	2	10	0	0	12
03:30	0	1	0	0	1	15:30	0	1	0	0	1
03:45	0	1	0	2	3	15:45	1	8	3	16	24
04:00	1	1	0	0	2	16:00	1	3	0	0	4
04:15	0	0	0	0		16:15	1	0	0	0	1
04:30	0	0	0	0		16:30	1	7	0	0	8
04:45	0	1	0	1	2	16:45	3	6	2	12	18
05:00	0	0	0	0		17:00	3	6	0	0	9
05:15	1	2	0	0	3	17:15	1	4	0	0	5
05:30	1	1	0	0	2	17:30	0	7	0	0	7
05:45	2	4	1	4	11	17:45	6	10	2	19	29
06:00	0	1	0	0	1	18:00	2	8	0	0	10
06:15	1	2	0	0	3	18:15	3	4	0	0	7
06:30	1	3	0	0	4	18:30	4	2	0	0	6
06:45	2	4	3	9	18	18:45	1	10	4	18	28
07:00	2	2	0	0	4	19:00	2	4	0	0	6
07:15	0	2	0	0	2	19:15	0	0	0	0	
07:30	1	4	0	0	5	19:30	1	2	0	0	3
07:45	3	6	4	12	25	19:45	2	5	8	14	19
08:00	2	8	0	0	10	20:00	2	3	0	0	5
08:15	3	6	0	0	9	20:15	1	5	0	0	6
08:30	1	4	0	0	5	20:30	0	5	0	0	5
08:45	2	8	2	20	32	20:45	0	3	4	17	20
09:00	4	4	0	0	8	21:00	1	3	0	0	4
09:15	2	4	0	0	6	21:15	1	5	0	0	6
09:30	2	5	0	0	7	21:30	1	2	0	0	3
09:45	2	10	2	15	29	21:45	0	3	0	10	13
10:00	3	3	0	0	6	22:00	1	1	0	0	2
10:15	4	3	0	0	7	22:15	0	3	0	0	3
10:30	2	2	0	0	4	22:30	0	1	0	0	1
10:45	1	10	3	11	25	22:45	3	4	1	6	10
11:00	4	4	0	0	8	23:00	0	0	0	0	
11:15	2	4	0	0	6	23:15	0	0	0	0	
11:30	3	5	0	0	8	23:30	0	2	0	0	2
11:45	2	11	5	18	36	23:45	1	1	1	3	4
TOTALS	60	98			158	TOTALS	78	198			276
SPLIT %	38.0%	62.0%			36.4%	SPLIT %	28.3%	71.7%			63.6%

DAILY TOTALS					NB	SB	EB	WB	Total
					138	296	0	0	434
AM Peak Hour	09:30	07:30			07:30	PM Peak Hour	17:45	13:45	13:45
AM Pk Volume	11	22			31	PM Pk Volume	15	37	47
Pk Hr Factor	0.688	0.688			0.775	Pk Hr Factor	0.625	0.841	0.839
7 - 9 Volume	14	32	0	0	46	4 - 6 Volume	16	31	47
7 - 9 Peak Hour	07:30	07:30			07:30	4 - 6 Peak Hour	17:00	16:30	17:00
7 - 9 Pk Volume	9	22	0	0	31	4 - 6 Pk Volume	10	19	29
Pk Hr Factor	0.750	0.688	0.000	0.000	0.775	Pk Hr Factor	0.417	0.679	0.806



SPEED

S Sparks St Bet. W Oak St & W Alameda Ave

Day: Tuesday
Date: 1/18/2022

City: Burbank
Project #: CA22_020022_019n

North Bound

Table with columns: Time, <15, 15-19, 20-24, 25-29, 30-34, 35-39, 40-44, 45-49, 50-54, 55-59, 60-64, 65-69, 70+, Total. Rows list times from 00:00 AM to 23:45 with corresponding counts.

Summary table for AM, PM, and Directional Peak Periods. Includes AM Volumes, PM Volumes, and Directional Peak Periods (All Classes, AM 7-9, NOON 12-2, PM 4-6, Off Peak Volumes).

Street Name, Direction, 15th, 50th, Average, 85th, 95th, ADT. Rows for S Sparks St North Bound and South Bound.

Prepared by National Data & Surveying Services
SPEED
 S Sparks St Bet. W Oak St & W Alameda Ave

Day: Tuesday
 Date: 1/18/2022

City: Burbank
 Project #: CA22_020022_019

Summary

Time	<15	15-19	20-24	25-29	30-34	35-39	40-44	45-49	50-54	55-59	60-64	65-69	70+	Total
00:00 AM	0	0	0	0	0	0	0	0	0	0	0	0	0	0
00:15	0	0	0	0	0	0	0	0	0	0	0	0	0	0
00:30	0	0	0	0	0	0	0	0	0	0	0	0	0	0
00:45	0	0	0	0	0	0	0	0	0	0	0	0	0	0
01:00	0	0	0	0	0	0	0	0	0	0	0	0	0	0
01:15	0	0	0	1	1	0	0	0	0	0	0	0	0	2
01:30	0	0	0	0	0	0	0	0	0	0	0	0	0	0
01:45	0	0	0	0	0	1	0	0	0	0	0	0	0	1
02:00	0	0	0	0	0	0	0	0	0	0	0	0	0	0
02:15	0	0	0	0	0	0	0	0	0	0	0	0	0	0
02:30	0	0	0	0	0	0	0	0	0	0	0	0	0	0
02:45	0	0	0	0	0	0	0	0	0	0	0	0	0	0
03:00	0	0	0	0	0	0	0	0	0	0	0	0	0	0
03:15	0	0	0	0	1	0	0	0	0	0	0	0	0	1
03:30	0	0	0	0	0	0	0	0	0	0	0	0	0	0
03:45	0	0	0	0	0	0	0	0	0	0	0	0	0	0
04:00	0	0	1	1	0	0	0	0	0	0	0	0	0	2
04:15	0	0	1	0	0	0	0	0	0	0	0	0	0	1
04:30	0	0	0	1	0	0	0	0	0	0	0	0	0	1
04:45	0	0	0	1	0	0	0	0	0	0	0	0	0	1
05:00	0	0	1	0	0	0	0	0	0	0	0	0	0	1
05:15	0	0	0	0	1	0	0	0	0	0	0	0	0	1
05:30	0	0	1	1	0	1	0	0	0	0	0	0	0	3
05:45	0	0	0	1	4	0	0	0	0	0	0	0	0	5
06:00	0	0	0	2	0	0	0	0	0	0	0	0	0	2
06:15	1	0	1	0	1	0	0	0	0	0	0	0	0	3
06:30	1	1	3	2	1	0	1	0	0	0	0	0	0	9
06:45	0	0	2	1	4	1	0	0	0	0	0	0	0	8
07:00	0	1	8	6	1	0	0	0	0	0	0	0	0	16
07:15	0	4	4	3	3	1	0	0	0	0	0	0	0	11
07:30	0	1	4	7	3	2	0	0	0	0	0	0	0	17
07:45	0	2	12	9	9	2	1	0	0	0	0	0	0	35
08:00	0	2	4	10	1	2	0	0	0	0	0	0	0	19
08:15	1	0	2	3	7	1	0	0	0	0	0	0	0	14
08:30	1	2	3	3	1	1	0	0	0	0	0	0	0	11
08:45	1	1	2	6	2	2	0	0	0	0	0	0	0	14
09:00	0	0	0	5	5	0	1	0	0	0	0	0	0	11
09:15	1	1	1	4	2	1	2	0	0	0	0	0	0	12
09:30	0	2	1	3	12	3	0	0	0	0	0	0	0	21
09:45	1	0	3	5	4	1	0	0	0	0	0	0	0	14
10:00	0	1	2	4	3	0	0	0	0	0	0	0	0	10
10:15	2	1	3	9	3	3	0	0	0	0	0	0	0	21
10:30	1	1	0	2	1	1	0	0	0	0	0	0	0	7
10:45	0	2	3	1	5	0	0	0	0	0	0	0	0	11
11:00	1	0	3	10	5	1	0	0	0	0	0	0	0	20
11:15	0	0	3	7	3	2	0	0	0	0	0	0	0	15
11:30	2	3	6	5	4	2	0	0	0	0	0	0	0	22
11:45	0	1	0	5	2	2	0	0	0	0	0	0	0	10
12:00 PM	0	1	5	7	5	2	0	0	0	0	0	0	0	20
12:15	0	2	4	8	6	2	1	0	0	0	0	0	0	23
12:30	0	0	7	9	6	3	0	0	0	0	0	0	0	25
12:45	0	0	2	6	7	0	0	0	0	0	0	0	0	18
13:00	0	2	2	6	3	3	0	0	0	0	0	0	0	19
13:15	0	3	1	6	5	1	0	0	0	0	0	0	0	16
13:30	2	4	1	8	7	3	0	0	0	0	0	0	0	25
13:45	0	1	6	2	3	2	0	0	0	0	0	0	0	14
14:00	0	1	7	7	8	2	0	0	0	0	0	0	0	25
14:15	0	2	4	6	5	2	0	0	0	0	0	0	0	19
14:30	1	1	3	10	0	2	0	0	0	0	0	0	0	17
14:45	1	2	6	8	6	1	0	0	0	0	0	0	0	24
15:00	1	5	15	13	5	2	0	0	0	0	0	0	0	43
15:15	2	7	6	10	1	1	0	0	0	0	0	0	0	27
15:30	2	5	5	3	3	1	0	0	0	0	0	0	0	19
15:45	0	1	3	11	1	0	0	0	0	0	0	0	0	16
16:00	2	3	5	6	2	1	0	0	0	0	0	0	0	19
16:15	1	2	3	1	1	0	0	0	0	0	0	0	0	8
16:30	0	5	4	3	2	0	0	0	0	0	0	0	0	14
16:45	1	2	6	2	3	1	0	0	0	0	0	0	0	15
17:00	0	1	1	4	4	1	0	0	0	0	0	0	0	11
17:15	2	1	4	4	2	0	0	0	0	0	0	0	0	13
17:30	1	5	10	3	1	0	0	0	0	0	0	0	0	22
17:45	0	2	4	7	2	0	0	0	0	0	0	0	0	15
18:00	1	1	3	8	2	1	0	0	0	0	0	0	0	16
18:15	0	2	3	9	2	1	1	0	0	0	0	0	0	18
18:30	0	0	4	8	1	1	0	0	0	0	0	0	0	14
18:45	0	1	6	6	3	3	0	0	0	0	0	0	0	19
19:00	0	1	1	5	0	3	0	0	0	0	0	0	0	10
19:15	0	1	3	4	2	0	0	0	0	0	0	0	0	10
19:30	0	1	2	4	2	1	0	0	0	0	0	0	0	10
19:45	0	0	1	5	2	0	1	0	0	0	0	0	0	9
20:00	0	0	1	3	3	0	0	0	0	0	0	0	0	7
20:15	0	1	1	2	1	1	1	0	0	0	0	0	0	7
20:30	0	0	2	3	2	0	0	0	0	0	0	0	0	7
20:45	0	1	2	3	1	0	0	0	0	0	0	0	0	7
21:00	1	0	1	2	2	1	0	0	0	0	0	0	0	7
21:15	0	1	3	1	1	0	0	0	0	0	0	0	0	6
21:30	1	0	0	1	1	1	0	0	0	0	0	0	0	4
21:45	0	0	2	2	0	0	0	0	0	0	0	0	0	4
22:00	0	0	0	0	1	0	0	0	0	0	0	0	0	1
22:15	0	0	0	0	0	0	0	0	0	0	0	0	0	1
22:30	0	0	0	5	0	0	0	0	0	0	0	0	0	5
22:45	0	0	0	0	0	0	0	0	0	0	0	0	0	0
23:00	0	0	2	0	0	0	0	0	0	0	0	0	0	2
23:15	0	0	0	0	0	0	0	0	0	0	0	0	0	0
23:30	0	1	0	1	0	0	0	0	0	0	0	0	0	2
23:45	0	0	0	2	1	0	0	0	0	0	0	0	0	3
All Totals	15	17	272	174	207	76	8	0	0	0	0	0	0	574
% of Totals	3%	3%	23%	30%	23%	8%	1%	0%	0%	0%	0%	0%	0%	100%

AM Volumes	13	22	74	118	90	30	5	0	0	0	0	0	0	352
% AM	1%	2%	8%	12%	9%	2%	1%	0%	0%	0%	0%	0%	0%	30%
AM Peak Hour	09:45	11:30	07:30	07:15	09:00	11:45	08:30							07:30
Volume	4	7	28	29	23	9	3							85
PM Volumes	40	65	168	248	117	44	4	0	0	0	0	0	0	688
% PM	2%	7%	15%	24%	12%	4%	0%	0%	0%	0%	0%	0%	0%	64%
PM Peak Hour	16:45	16:45	16:45	16:30	12:00	13:00	19:30							16:45
Volume	1	3	32	41	21	11	1							111

Street Name	Direction	Percentiles						ADT
		15th	50th	Average	85th	95th		
S Sparks St	Summary	21	27	27	33	37	986	

SPEED

S Sparks St Bet. W Oak St & W Alameda Ave

Day: Tuesday
Date: 1/18/2022

City: Burbank
Project #: CA22_020022_019n

North Bound

Time	< 15	15 - 19	20 - 24	25 - 29	30 - 34	35 - 39	40 - 44	45 - 49	50 - 54	55 - 59	60 - 64	65 - 69	70 +	Total
00:00 AM	0	0	0	0	0	0	0	0	0	0	0	0	0	0
01:00	0	0	0	1	0	0	0	0	0	0	0	0	0	1
02:00	0	0	0	0	0	0	0	0	0	0	0	0	0	0
03:00	0	0	0	0	0	0	0	0	0	0	0	0	0	0
04:00	0	0	0	2	0	0	0	0	0	0	0	0	0	2
05:00	0	0	0	0	1	0	0	0	0	0	0	0	0	1
06:00	2	0	4	1	4	0	1	0	0	0	0	0	0	12
07:00	0	1	8	15	11	3	0	0	0	0	0	0	0	38
08:00	2	2	4	10	7	4	0	0	0	0	0	0	0	29
09:00	1	1	1	8	12	3	2	0	0	0	0	0	0	28
10:00	0	2	5	8	10	3	0	0	0	0	0	0	0	28
11:00	0	2	6	14	10	4	0	0	0	0	0	0	0	36
12:00 PM	0	2	8	16	13	4	0	0	0	0	0	0	0	43
13:00	1	3	6	14	11	4	0	0	0	0	0	0	0	39
14:00	1	3	9	20	8	2	0	0	0	0	0	0	0	43
15:00	2	5	9	23	7	3	0	0	0	0	0	0	0	49
16:00	1	3	8	8	6	2	0	0	0	0	0	0	0	28
17:00	1	2	8	14	6	1	0	0	0	0	0	0	0	32
18:00	0	1	8	15	1	2	0	0	0	0	0	0	0	27
19:00	0	3	3	12	3	1	0	0	0	0	0	0	0	22
20:00	0	1	2	6	1	0	1	0	0	0	0	0	0	11
21:00	0	0	1	4	0	2	0	0	0	0	0	0	0	7
22:00	0	0	0	3	0	0	0	0	0	0	0	0	0	3
23:00	0	1	2	0	0	0	0	0	0	0	0	0	0	3
Totals	11	32	92	194	111	38	4							482
% of Totals	2%	7%	19%	40%	23%	8%	1%							100%

AM Volumes	5	8	28	59	55	17	3	0	0	0	0	0	0	175
% AM	1%	2%	6%	12%	11%	4%	1%							36%
AM Peak Hour	06:00	08:00	07:00	07:00	09:00	08:00	09:00							07:00
Volume	2	2	8	15	12	4	2							38
PM Volumes	6	24	64	135	56	21	1	0	0	0	0	0	0	307
% PM	1%	5%	13%	28%	12%	4%	0%							64%
PM Peak Hour	15:00	15:00	14:00	15:00	12:00	12:00	20:00							15:00
Volume	2	5	9	23	13	4	1							49
Directional Peak Periods		AM 7-9				NOON 12-2			PM 4-6			Off Peak Volumes		
All Speeds		Volume		%	Volume		%	Volume		%	Volume		%	
		67	↔	14%	82	↔	17%	60	↔	12%	273	↔	57%	

Street Name	Direction	Percentiles					
		15th	50th	Average	85th	95th	ADT
S Sparks St	North Bound	22	28	28	34	37	482
S Sparks St	South Bound	20	26	26	33	37	504

SPEED

S Sparks St Bet. W Oak St & W Alameda Ave

Day: Tuesday
Date: 1/18/2022

City: Burbank
Project #: CA22_020022_019s

South Bound

Time	< 15	15 - 19	20 - 24	25 - 29	30 - 34	35 - 39	40 - 44	45 - 49	50 - 54	55 - 59	60 - 64	65 - 69	70 +	Total
00:00 AM	0	0	0	0	0	0	0	0	0	0	0	0	0	0
01:00	0	0	0	0	1	1	0	0	0	0	0	0	0	2
02:00	0	0	0	0	0	0	0	0	0	0	0	0	0	0
03:00	0	0	0	0	1	0	0	0	0	0	0	0	0	1
04:00	0	0	2	1	0	0	0	0	0	0	0	0	0	3
05:00	0	0	2	2	4	1	0	0	0	0	0	0	0	9
06:00	0	1	2	4	2	1	0	0	0	0	0	0	0	10
07:00	0	3	20	10	5	2	1	0	0	0	0	0	0	41
08:00	1	3	7	12	4	2	0	0	0	0	0	0	0	29
09:00	1	2	4	9	11	2	1	0	0	0	0	0	0	30
10:00	3	3	3	8	3	1	0	0	0	0	0	0	0	21
11:00	3	2	6	13	4	3	0	0	0	0	0	0	0	31
12:00 PM	0	1	11	16	11	3	1	0	0	0	0	0	0	43
13:00	1	7	4	11	7	5	0	0	0	0	0	0	0	35
14:00	1	3	11	11	11	5	0	0	0	0	0	0	0	42
15:00	3	13	20	14	3	1	0	0	0	0	0	0	0	54
16:00	3	9	10	4	2	0	0	0	0	0	0	0	0	28
17:00	3	3	6	11	5	1	0	0	0	0	0	0	0	29
18:00	1	3	8	16	7	4	1	0	0	0	0	0	0	40
19:00	0	0	4	6	3	3	1	0	0	0	0	0	0	17
20:00	0	1	4	5	6	1	0	0	0	0	0	0	0	17
21:00	2	1	5	2	4	0	0	0	0	0	0	0	0	14
22:00	0	0	1	2	1	0	0	0	0	0	0	0	0	4
23:00	0	0	0	3	1	0	0	0	0	0	0	0	0	4
Totals	22	55	130	160	96	36	5							504
% of Totals	4%	11%	26%	32%	19%	7%	1%							100%

AM Volumes	8	14	46	59	35	13	2	0	0	0	0	0	0	177		
% AM	2%	3%	9%	12%	7%	3%	0%							35%		
AM Peak Hour	10:00	07:00	07:00	11:00	09:00	11:00	07:00							07:00		
Volume	3	3	20	13	11	3	1							41		
PM Volumes	14	41	84	101	61	23	3	0	0	0	0	0	0	327		
% PM	3%	8%	17%	20%	12%	5%	1%							65%		
PM Peak Hour	15:00	15:00	15:00	12:00	12:00	13:00	12:00							15:00		
Volume	3	13	20	16	11	5	1							54		
Directional Peak Periods		AM 7-9				NOON 12-2			PM 4-6			Off Peak Volumes				
All Speeds		Volume	↔		%	Volume	↔		%	Volume	↔		%	Volume	↔	
		70			14%	78			15%	57			11%	299		

Street Name	Direction	Percentiles					
		15th	50th	Average	85th	95th	ADT
S Sparks St	North Bound	22	28	28	34	37	482
S Sparks St	South Bound	20	26	26	33	37	504

SPEED

S Sparks St Bet. W Oak St & W Alameda Ave

Day: Tuesday
Date: 1/18/2022

City: Burbank
Project #: CA22_020022_019

Summary

Time	< 15	15 - 19	20 - 24	25 - 29	30 - 34	35 - 39	40 - 44	45 - 49	50 - 54	55 - 59	60 - 64	65 - 69	70 +	Total
00:00 AM	0	0	0	0	0	0	0	0	0	0	0	0	0	0
01:00	0	0	0	1	1	1	0	0	0	0	0	0	0	3
02:00	0	0	0	0	0	0	0	0	0	0	0	0	0	0
03:00	0	0	0	0	1	0	0	0	0	0	0	0	0	1
04:00	0	0	2	3	0	0	0	0	0	0	0	0	0	5
05:00	0	0	2	2	5	1	0	0	0	0	0	0	0	10
06:00	2	1	6	5	6	1	1	0	0	0	0	0	0	22
07:00	0	4	28	25	16	5	1	0	0	0	0	0	0	79
08:00	3	5	11	22	11	6	0	0	0	0	0	0	0	58
09:00	2	3	5	17	23	5	3	0	0	0	0	0	0	58
10:00	3	5	8	16	13	4	0	0	0	0	0	0	0	49
11:00	3	4	12	27	14	7	0	0	0	0	0	0	0	67
12:00 PM	0	3	19	32	24	7	1	0	0	0	0	0	0	86
13:00	2	10	10	25	18	9	0	0	0	0	0	0	0	74
14:00	2	6	20	31	19	7	0	0	0	0	0	0	0	85
15:00	5	18	29	37	10	4	0	0	0	0	0	0	0	103
16:00	4	12	18	12	8	2	0	0	0	0	0	0	0	56
17:00	4	5	14	25	11	2	0	0	0	0	0	0	0	61
18:00	1	4	16	31	8	6	1	0	0	0	0	0	0	67
19:00	0	3	7	18	6	4	1	0	0	0	0	0	0	39
20:00	0	2	6	11	7	1	1	0	0	0	0	0	0	28
21:00	2	1	6	6	4	2	0	0	0	0	0	0	0	21
22:00	0	0	1	5	1	0	0	0	0	0	0	0	0	7
23:00	0	1	2	3	1	0	0	0	0	0	0	0	0	7
Totals	33	87	222	354	207	74	9							986
% of Totals	3%	9%	23%	36%	21%	8%	1%							100%

AM Volumes	13	22	74	118	90	30	5	0	0	0	0	0	0	352		
% AM	1%	2%	8%	12%	9%	3%	1%							36%		
AM Peak Hour	08:00	08:00	07:00	11:00	09:00	11:00	09:00							07:00		
Volume	3	5	28	27	23	7	3							79		
PM Volumes	20	65	148	236	117	44	4	0	0	0	0	0	0	634		
% PM	2%	7%	15%	24%	12%	4%	0%							64%		
PM Peak Hour	15:00	15:00	15:00	15:00	12:00	13:00	12:00							15:00		
Volume	5	18	29	37	24	9	1							103		
Directional Peak Periods		AM 7-9				NOON 12-2			PM 4-6			Off Peak Volumes				
All Speeds		Volume	↔		%	Volume	↔		%	Volume	↔		%	Volume	↔	
		137			14%	160			16%	117			12%	572		

Street Name	Direction	Percentiles					
		15th	50th	Average	85th	95th	ADT
S Sparks St	Summary	21	27	27	33	37	986

VOLUME

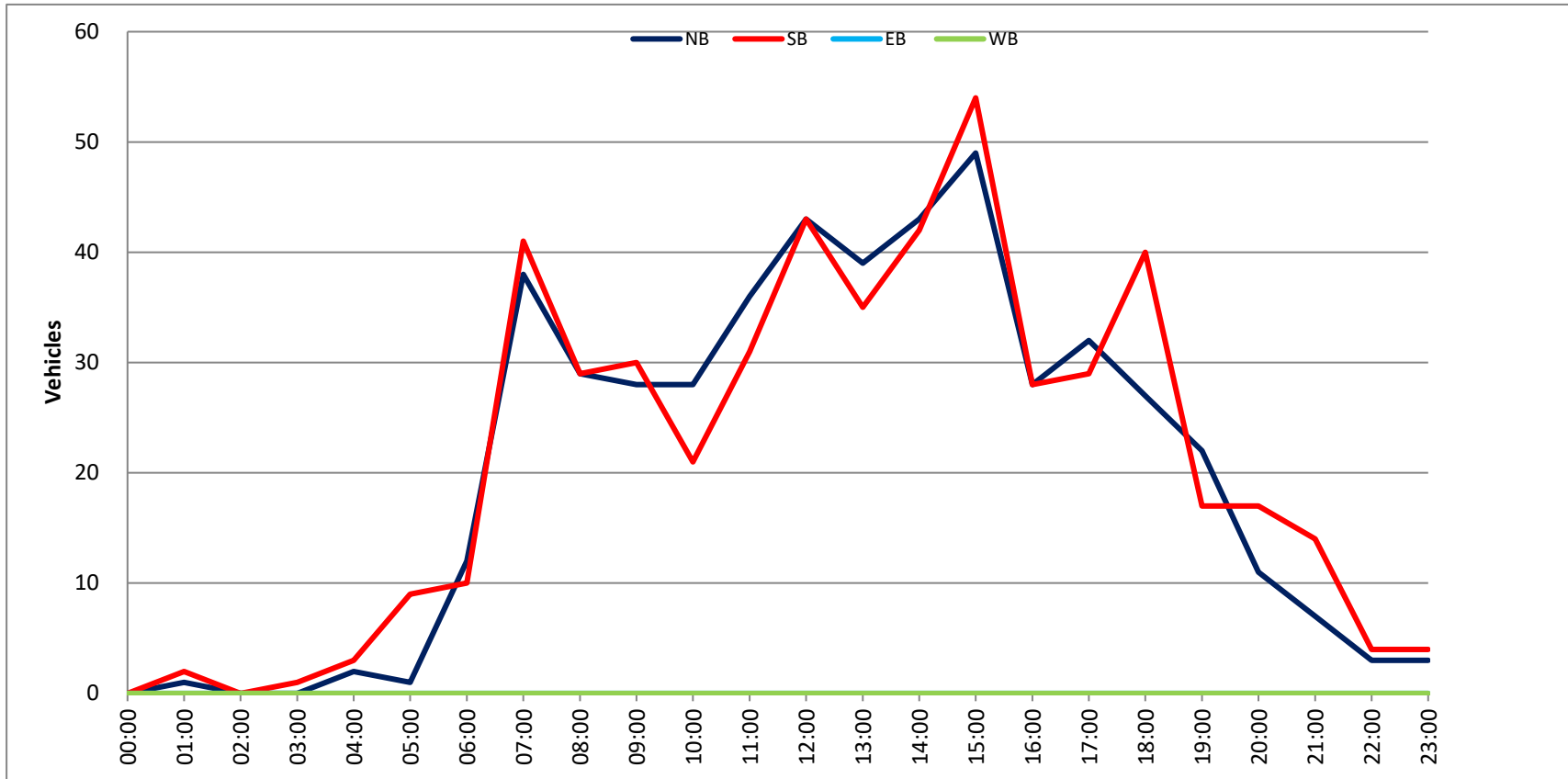
S Sparks St Bet. W Oak St & W Alameda Ave

Day: Tuesday
 Date: 1/18/2022

City: Burbank
 Project #: CA22_020022_019

DAILY TOTALS					NB	SB	EB	WB	Total		
					482	504	0	0	986		
AM Period	NB	SB	EB	WB	TOTAL	PM Period	NB	SB	EB	WB	TOTAL
00:00	0	0	0	0		12:00	7	13	0	0	20
00:15	0	0	0	0		12:15	17	6	0	0	23
00:30	0	0	0	0		12:30	11	14	0	0	25
00:45	0	0	0	0		12:45	8	43	10	43	18
01:00	0	0	0	0		13:00	11	8	0	0	19
01:15	1	1	0	0	2	13:15	10	6	0	0	16
01:30	0	0	0	0		13:30	10	15	0	0	25
01:45	0	1	1	2	1	13:45	8	39	6	35	14
02:00	0	0	0	0		14:00	12	13	0	0	25
02:15	0	0	0	0		14:15	6	13	0	0	19
02:30	0	0	0	0		14:30	12	5	0	0	17
02:45	0	0	0	0		14:45	13	43	11	42	24
03:00	0	0	0	0		15:00	20	21	0	0	41
03:15	0	1	0	0	1	15:15	12	15	0	0	27
03:30	0	0	0	0		15:30	10	9	0	0	19
03:45	0	0	1	0	1	15:45	7	49	9	54	16
04:00	1	1	0	0	2	16:00	9	10	0	0	19
04:15	0	1	0	0	1	16:15	1	7	0	0	8
04:30	1	0	0	0	1	16:30	9	5	0	0	14
04:45	0	2	1	3	1	16:45	9	28	6	28	15
05:00	0	1	0	0	1	17:00	6	5	0	0	11
05:15	0	1	0	0	1	17:15	6	7	0	0	13
05:30	0	3	0	0	3	17:30	12	10	0	0	22
05:45	1	1	4	9	5	17:45	8	32	7	29	15
06:00	0	2	0	0	2	18:00	7	9	0	0	16
06:15	1	2	0	0	3	18:15	3	15	0	0	18
06:30	7	2	0	0	9	18:30	9	5	0	0	14
06:45	4	12	4	10	8	18:45	8	27	11	40	19
07:00	6	10	0	0	16	19:00	4	6	0	0	10
07:15	7	4	0	0	11	19:15	6	4	0	0	10
07:30	8	9	0	0	17	19:30	6	4	0	0	10
07:45	17	38	18	41	35	19:45	6	22	3	17	9
08:00	9	10	0	0	19	20:00	2	5	0	0	7
08:15	8	6	0	0	14	20:15	3	4	0	0	7
08:30	5	6	0	0	11	20:30	2	5	0	0	7
08:45	7	29	7	29	14	20:45	4	11	3	17	7
09:00	6	5	0	0	11	21:00	3	4	0	0	7
09:15	6	6	0	0	12	21:15	2	4	0	0	6
09:30	10	11	0	0	21	21:30	1	3	0	0	4
09:45	6	28	8	30	14	21:45	1	7	3	14	4
10:00	6	4	0	0	10	22:00	0	1	0	0	1
10:15	10	11	0	0	21	22:15	0	1	0	0	1
10:30	2	5	0	0	7	22:30	3	2	0	0	5
10:45	10	28	1	21	11	22:45	0	3	0	4	7
11:00	11	9	0	0	20	23:00	2	0	0	0	2
11:15	8	7	0	0	15	23:15	0	0	0	0	
11:30	12	10	0	0	22	23:30	1	1	0	0	2
11:45	5	36	5	31	10	23:45	0	3	3	4	3
TOTALS	175	177			352	TOTALS	307	327			634
SPLIT %	49.7%	50.3%			35.7%	SPLIT %	48.4%	51.6%			64.3%

DAILY TOTALS					NB	SB	EB	WB	Total
					482	504	0	0	986
AM Peak Hour	07:30	07:30		07:30	PM Peak Hour	14:30	14:45		14:45
AM Pk Volume	42	43		85	PM Pk Volume	57	56		111
Pk Hr Factor	0.618	0.597		0.607	Pk Hr Factor	0.713	0.667		0.677
7 - 9 Volume	67	70	0	137	4 - 6 Volume	60	57	0	117
7 - 9 Peak Hour	07:30	07:30		07:30	4 - 6 Peak Hour	16:45	17:00		16:45
7 - 9 Pk Volume	42	43	0	85	4 - 6 Pk Volume	33	29	0	61
Pk Hr Factor	0.618	0.597	0.000	0.607	Pk Hr Factor	0.688	0.725	0.000	0.693



SPEED

S Sparks St Bet. W Oak St & W Alameda Ave

Day: Wednesday
Date: 1/19/2022

City: Burbank
Project #: CA22_020022_019

Summary

Summary table with columns: Time, <15, 15-19, 20-24, 25-29, 30-34, 35-39, 40-44, 45-49, 50-54, 55-59, 60-64, 65-69, 70+, Total. Rows include hourly volume data for AM and PM, and a summary of directional peak periods (All Classes, AM 7-9, NOON 12-2, PM 4-6, Off Peak Volumes).

Summary table with columns: Street Name, Direction, 15th, 50th, Average, 85th, 95th, ADT. Row: S Sparks St Summary, 20, 27, 26, 33, 36, 1063.

SPEED

S Sparks St Bet. W Oak St & W Alameda Ave

Day: Wednesday

Date: 1/19/2022

City: Burbank

Project #: CA22_020022_019n

North Bound

Time	< 15	15 - 19	20 - 24	25 - 29	30 - 34	35 - 39	40 - 44	45 - 49	50 - 54	55 - 59	60 - 64	65 - 69	70 +	Total
00:00 AM	0	0	0	1	1	0	1	0	0	0	0	0	0	3
01:00	0	0	1	0	0	0	0	0	0	0	0	0	0	1
02:00	0	1	1	0	1	2	0	0	0	0	0	0	0	5
03:00	0	0	0	0	0	0	0	0	0	0	0	0	0	0
04:00	0	0	0	1	0	1	0	0	0	0	0	0	0	2
05:00	0	0	1	1	3	1	0	0	0	0	0	0	0	6
06:00	0	1	4	3	6	2	0	0	0	0	0	0	0	16
07:00	0	0	8	17	10	1	0	0	0	0	0	0	0	36
08:00	0	1	7	12	6	1	0	0	0	0	0	0	0	27
09:00	1	3	6	9	3	2	0	0	0	0	0	0	0	24
10:00	1	0	7	11	4	3	0	0	0	0	0	0	0	26
11:00	2	1	3	16	8	1	0	0	0	0	0	0	0	31
12:00 PM	3	4	10	19	3	3	1	0	0	0	0	0	0	43
13:00	2	1	6	14	4	2	0	0	0	0	0	0	0	29
14:00	0	2	12	18	19	0	0	0	0	0	0	0	0	51
15:00	0	4	11	18	9	1	0	0	0	0	0	0	0	43
16:00	2	2	13	17	1	1	0	0	0	0	0	0	0	36
17:00	1	3	8	17	7	1	0	0	0	0	0	0	0	37
18:00	0	3	12	12	3	1	0	0	0	0	0	0	0	31
19:00	0	4	8	8	2	0	1	0	0	0	0	0	0	23
20:00	1	0	5	6	4	1	0	0	0	0	0	0	0	17
21:00	0	0	0	9	3	1	0	0	0	0	0	0	0	13
22:00	1	2	1	2	1	0	0	0	0	0	0	0	0	7
23:00	0	0	0	1	1	0	0	0	0	0	0	0	0	2
Totals	14	32	124	212	99	25	3							509
% of Totals	3%	6%	24%	42%	19%	5%	1%							100%

AM Volumes	4	7	38	71	42	14	1	0	0	0	0	0	0	177		
% AM	1%	1%	7%	14%	8%	3%	0%							35%		
AM Peak Hour	11:00	09:00	07:00	07:00	07:00	10:00								07:00		
Volume	2	3	8	17	10	3	1							36		
PM Volumes	10	25	86	141	57	11	2	0	0	0	0	0	0	332		
% PM	2%	5%	17%	28%	11%	2%	0%							65%		
PM Peak Hour	12:00	12:00	16:00	12:00	14:00	12:00	12:00							14:00		
Volume	3	4	13	19	19	3	1							51		
Directional Peak Periods		AM 7-9				NOON 12-2				PM 4-6				Off Peak Volumes		
All Speeds		Volume	↔		%	Volume	↔		%	Volume	↔		%	Volume	↔	
		63			12%	72			14%	73			14%	301		

Street Name	Direction	Percentiles					
		15th	50th	Average	85th	95th	ADT
S Sparks St	North Bound	21	27	27	33	36	509
S Sparks St	South Bound	20	26	26	33	36	554

SPEED

S Sparks St Bet. W Oak St & W Alameda Ave

Day: Wednesday

Date: 1/19/2022

City: Burbank

Project #: CA22_020022_019s

South Bound

Time	< 15	15 - 19	20 - 24	25 - 29	30 - 34	35 - 39	40 - 44	45 - 49	50 - 54	55 - 59	60 - 64	65 - 69	70 +	Total
00:00 AM	0	0	0	1	1	1	2	0	0	0	0	0	0	5
01:00	0	0	0	2	0	0	1	0	0	0	0	0	0	3
02:00	0	0	0	0	2	0	0	0	0	0	0	0	0	2
03:00	0	0	0	0	0	0	0	0	0	0	0	0	0	0
04:00	0	0	0	1	1	0	0	0	0	0	0	0	0	2
05:00	0	1	1	1	4	1	0	0	0	0	0	0	0	8
06:00	0	1	0	2	2	3	1	0	0	0	0	0	0	9
07:00	1	8	14	17	7	3	0	0	0	0	0	0	0	50
08:00	2	7	12	10	6	0	1	0	0	0	0	0	0	38
09:00	2	3	8	11	7	0	0	0	0	0	0	0	0	31
10:00	2	3	9	9	4	1	0	0	0	0	0	0	0	28
11:00	3	4	7	9	7	0	0	0	0	0	0	0	0	30
12:00 PM	3	7	13	10	4	0	0	0	0	0	0	0	0	37
13:00	1	4	7	11	6	3	0	0	0	0	0	0	0	32
14:00	3	3	7	19	7	1	0	0	0	0	0	0	0	40
15:00	5	3	12	18	10	3	0	0	0	0	0	0	0	51
16:00	1	3	19	6	7	0	1	0	0	0	0	0	0	37
17:00	1	6	12	14	8	3	0	0	0	0	0	0	0	44
18:00	0	4	8	9	6	2	0	0	0	0	0	0	0	29
19:00	1	4	6	13	3	0	0	0	0	0	0	0	0	27
20:00	1	0	3	11	6	0	0	0	0	0	0	0	0	21
21:00	0	0	4	5	5	3	1	0	0	0	0	0	0	18
22:00	0	0	1	3	2	3	0	0	0	0	0	0	0	9
23:00	0	0	0	1	1	1	0	0	0	0	0	0	0	3
Totals	26	61	143	183	106	28	7							554
% of Totals	5%	11%	26%	33%	19%	5%	1%							100%

AM Volumes	10	27	51	63	41	9	5	0	0	0	0	0	0	206		
% AM	2%	5%	9%	11%	7%	2%	1%							37%		
AM Peak Hour	11:00	07:00	07:00	07:00	07:00	06:00								07:00		
Volume	3	8	14	17	7	3	2							50		
PM Volumes	16	34	92	120	65	19	2	0	0	0	0	0	0	348		
% PM	3%	6%	17%	22%	12%	3%	0%							63%		
PM Peak Hour	15:00	12:00	16:00	14:00	15:00	13:00	16:00							15:00		
Volume	5	7	19	19	10	3	1							51		
Directional Peak Periods		AM 7-9				NOON 12-2			PM 4-6			Off Peak Volumes				
All Speeds		Volume	↔		%	Volume	↔		%	Volume	↔		%	Volume	↔	
		88			16%	69			12%	81			15%	316		

Street Name	Direction	Percentiles					
		15th	50th	Average	85th	95th	ADT
S Sparks St	North Bound	21	27	27	33	36	509
S Sparks St	South Bound	20	26	26	33	36	554

SPEED

S Sparks St Bet. W Oak St & W Alameda Ave

Day: Wednesday

Date: 1/19/2022

City: Burbank

Project #: CA22_020022_019

Summary

Time	< 15	15 - 19	20 - 24	25 - 29	30 - 34	35 - 39	40 - 44	45 - 49	50 - 54	55 - 59	60 - 64	65 - 69	70 +	Total
00:00 AM	0	0	0	2	2	1	3	0	0	0	0	0	0	8
01:00	0	0	1	2	0	0	1	0	0	0	0	0	0	4
02:00	0	1	1	0	3	2	0	0	0	0	0	0	0	7
03:00	0	0	0	0	0	0	0	0	0	0	0	0	0	0
04:00	0	0	0	2	1	1	0	0	0	0	0	0	0	4
05:00	0	1	2	2	7	2	0	0	0	0	0	0	0	14
06:00	0	2	4	5	8	5	1	0	0	0	0	0	0	25
07:00	1	8	22	34	17	4	0	0	0	0	0	0	0	86
08:00	2	8	19	22	12	1	1	0	0	0	0	0	0	65
09:00	3	6	14	20	10	2	0	0	0	0	0	0	0	55
10:00	3	3	16	20	8	4	0	0	0	0	0	0	0	54
11:00	5	5	10	25	15	1	0	0	0	0	0	0	0	61
12:00 PM	6	11	23	29	7	3	1	0	0	0	0	0	0	80
13:00	3	5	13	25	10	5	0	0	0	0	0	0	0	61
14:00	3	5	19	37	26	1	0	0	0	0	0	0	0	91
15:00	5	7	23	36	19	4	0	0	0	0	0	0	0	94
16:00	3	5	32	23	8	1	1	0	0	0	0	0	0	73
17:00	2	9	20	31	15	4	0	0	0	0	0	0	0	81
18:00	0	7	20	21	9	3	0	0	0	0	0	0	0	60
19:00	1	8	14	21	5	0	1	0	0	0	0	0	0	50
20:00	2	0	8	17	10	1	0	0	0	0	0	0	0	38
21:00	0	0	4	14	8	4	1	0	0	0	0	0	0	31
22:00	1	2	2	5	3	3	0	0	0	0	0	0	0	16
23:00	0	0	0	2	2	1	0	0	0	0	0	0	0	5
Totals	40	93	267	395	205	53	10							1063
% of Totals	4%	9%	25%	37%	19%	5%	1%							100%

AM Volumes	14	34	89	134	83	23	6	0	0	0	0	0	0	383		
% AM	1%	3%	8%	13%	8%	2%	1%							36%		
AM Peak Hour	11:00	07:00	07:00	07:00	07:00	06:00								07:00		
Volume	5	8	22	34	17	5	3							86		
PM Volumes	26	59	178	261	122	30	4	0	0	0	0	0	0	680		
% PM	2%	6%	17%	25%	11%	3%	0%							64%		
PM Peak Hour	12:00	12:00	16:00	14:00	14:00	13:00	12:00							15:00		
Volume	6	11	32	37	26	5	1							94		
Directional Peak Periods		AM 7-9				NOON 12-2				PM 4-6				Off Peak Volumes		
All Speeds		Volume	↔		%	Volume	↔		%	Volume	↔		%	Volume	↔	
		151			14%	141			13%	154			14%	617		

Street Name	Direction	Percentiles					
		15th	50th	Average	85th	95th	ADT
S Sparks St	Summary	20	27	26	33	36	1063

VOLUME

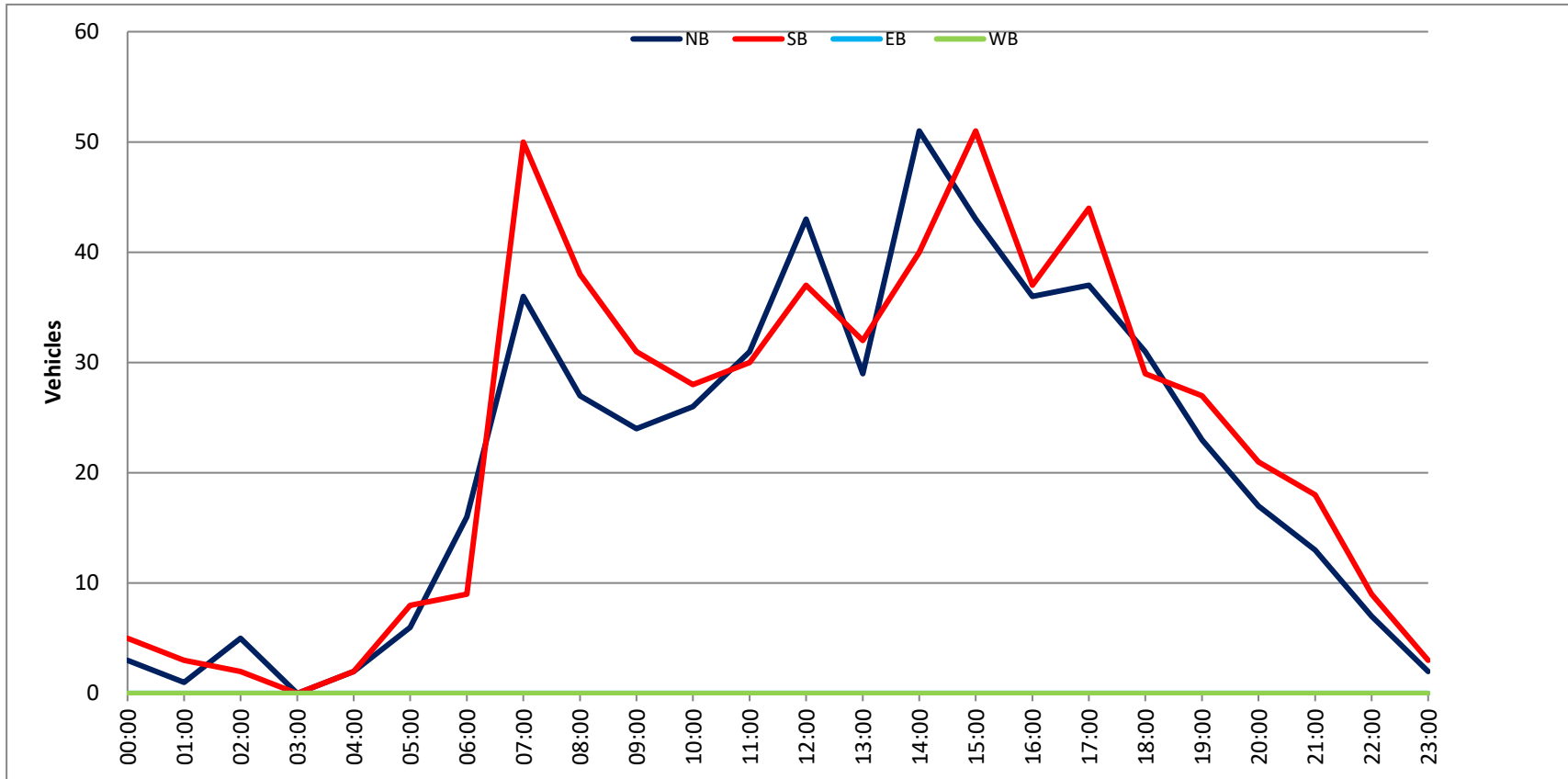
S Sparks St Bet. W Oak St & W Alameda Ave

Day: Wednesday
 Date: 1/19/2022

City: Burbank
 Project #: CA22_020022_019

DAILY TOTALS					NB	SB	EB	WB	Total		
					509	554	0	0	1,063		
AM Period	NB	SB	EB	WB	TOTAL	PM Period	NB	SB	EB	WB	TOTAL
00:00	1	3	0	0	4	12:00	11	7	0	0	18
00:15	0	0	0	0		12:15	7	10	0	0	17
00:30	2	0	0	0	2	12:30	12	9	0	0	21
00:45	0	3	2	5	2	12:45	13	43	11	37	24
					8						80
01:00	0	0	0	0		13:00	10	5	0	0	15
01:15	0	1	0	0	1	13:15	5	5	0	0	10
01:30	0	0	0	0		13:30	5	12	0	0	17
01:45	1	1	2	3	3	13:45	9	29	10	32	19
					4						61
02:00	0	0	0	0		14:00	8	9	0	0	17
02:15	2	1	0	0	3	14:15	12	9	0	0	21
02:30	2	1	0	0	3	14:30	16	9	0	0	25
02:45	1	5	0	2	1	14:45	15	51	13	40	28
					7						91
03:00	0	0	0	0		15:00	9	18	0	0	27
03:15	0	0	0	0		15:15	11	11	0	0	22
03:30	0	0	0	0		15:30	9	11	0	0	20
03:45	0	0	0	0		15:45	14	43	11	51	25
											94
04:00	0	0	0	0		16:00	4	15	0	0	19
04:15	1	0	0	0	1	16:15	13	10	0	0	23
04:30	1	0	0	0	1	16:30	11	5	0	0	16
04:45	0	2	2	2	2	16:45	8	36	7	37	15
					4						73
05:00	1	3	0	0	4	17:00	6	15	0	0	21
05:15	1	1	0	0	2	17:15	8	3	0	0	11
05:30	3	2	0	0	5	17:30	10	11	0	0	21
05:45	1	6	2	8	3	17:45	13	37	15	44	28
					14						81
06:00	1	1	0	0	2	18:00	8	7	0	0	15
06:15	7	4	0	0	11	18:15	7	4	0	0	11
06:30	4	3	0	0	7	18:30	8	8	0	0	16
06:45	4	16	1	9	5	18:45	8	31	10	29	18
					25						60
07:00	8	13	0	0	21	19:00	9	4	0	0	13
07:15	2	7	0	0	9	19:15	8	7	0	0	15
07:30	9	7	0	0	16	19:30	4	12	0	0	16
07:45	17	36	23	50	40	19:45	2	23	4	27	6
					86						50
08:00	4	11	0	0	15	20:00	6	2	0	0	8
08:15	8	7	0	0	15	20:15	1	6	0	0	7
08:30	5	10	0	0	15	20:30	4	6	0	0	10
08:45	10	27	10	38	20	20:45	6	17	7	21	13
					65						38
09:00	4	12	0	0	16	21:00	4	1	0	0	5
09:15	6	5	0	0	11	21:15	1	6	0	0	7
09:30	5	6	0	0	11	21:30	4	5	0	0	9
09:45	9	24	8	31	17	21:45	4	13	6	18	10
					55						31
10:00	7	5	0	0	12	22:00	2	3	0	0	5
10:15	9	9	0	0	18	22:15	2	2	0	0	4
10:30	2	8	0	0	10	22:30	3	0	0	0	3
10:45	8	26	6	28	14	22:45	0	7	4	9	4
					54						16
11:00	12	6	0	0	18	23:00	0	2	0	0	2
11:15	8	8	0	0	16	23:15	1	1	0	0	2
11:30	4	6	0	0	10	23:30	1	0	0	0	1
11:45	7	31	10	30	17	23:45	0	2	0	3	0
					61						5
TOTALS	177	206			383	TOTALS	332	348			680
SPLIT %	46.2%	53.8%			36.0%	SPLIT %	48.8%	51.2%			64.0%

DAILY TOTALS					NB	SB	EB	WB	Total
					509	554	0	0	1,063
AM Peak Hour	07:30	07:45		07:00	PM Peak Hour	14:15	14:45		14:30
AM Pk Volume	38	51		86	PM Pk Volume	52	53		102
Pk Hr Factor	0.559	0.554		0.538	Pk Hr Factor	0.813	0.736		0.911
7 - 9 Volume	63	88	0	151	4 - 6 Volume	73	81	0	154
7 - 9 Peak Hour	07:30	07:45		07:00	4 - 6 Peak Hour	16:15	17:00		17:00
7 - 9 Pk Volume	38	51	0	86	4 - 6 Pk Volume	38	44	0	81
Pk Hr Factor	0.559	0.554	0.000	0.538	Pk Hr Factor	0.731	0.733	0.000	0.723



SPEED

S Sparks St Bet. W Oak St & W Alameda Ave

Day: Thursday
Date: 1/20/2022

City: Burbank
Project #: CA22_020022_019n

North Bound

Time	< 15	15 - 19	20 - 24	25 - 29	30 - 34	35 - 39	40 - 44	45 - 49	50 - 54	55 - 59	60 - 64	65 - 69	70 +	Total
00:00 AM	0	0	0	0	0	0	0	0	0	0	0	0	0	0
01:00	0	0	0	1	0	0	0	0	0	0	0	0	0	1
02:00	0	0	0	0	0	0	0	0	0	0	0	0	0	0
03:00	0	0	0	1	0	0	1	0	0	0	0	0	0	2
04:00	0	0	1	0	0	0	0	0	0	0	0	0	0	1
05:00	0	0	2	0	2	0	0	0	0	0	0	0	0	4
06:00	1	1	4	5	3	1	0	0	0	0	0	0	0	15
07:00	0	3	6	17	7	0	0	0	0	0	0	0	0	33
08:00	0	1	5	10	8	3	0	0	0	0	0	0	0	27
09:00	2	1	6	13	5	1	0	0	0	0	0	0	0	28
10:00	0	3	8	7	7	1	0	0	0	0	0	0	0	26
11:00	2	2	3	10	5	2	0	0	0	0	0	0	0	24
12:00 PM	0	4	9	12	12	0	0	0	0	0	0	0	0	37
13:00	2	3	5	15	10	0	0	0	0	0	0	0	0	35
14:00	0	1	8	13	12	1	0	0	0	0	0	0	0	35
15:00	1	4	15	17	13	4	1	0	0	0	0	0	0	55
16:00	2	6	12	9	7	0	0	0	0	0	0	0	0	36
17:00	1	3	15	7	4	1	0	0	0	0	0	0	0	31
18:00	2	2	9	13	4	2	0	0	0	0	0	0	0	32
19:00	0	4	7	8	4	0	0	0	0	0	0	0	0	23
20:00	1	1	5	3	1	1	0	0	0	0	0	0	0	12
21:00	0	0	3	4	4	1	0	0	0	0	0	0	0	12
22:00	0	2	2	2	1	0	0	0	0	0	0	0	0	7
23:00	0	0	1	1	0	0	0	0	0	0	0	0	0	2
Totals	14	41	126	168	109	18	2							478
% of Totals	3%	9%	26%	35%	23%	4%	0%							100%

AM Volumes	5	11	35	64	37	8	1	0	0	0	0	0	0	161		
% AM	1%	2%	7%	13%	8%	2%	0%							34%		
AM Peak Hour	09:00	07:00	10:00	07:00	08:00	08:00	03:00							07:00		
Volume	2	3	8	17	8	3	1							33		
PM Volumes	9	30	91	104	72	10	1	0	0	0	0	0	0	317		
% PM	2%	6%	19%	22%	15%	2%	0%							66%		
PM Peak Hour	13:00	16:00	15:00	15:00	15:00	15:00	15:00							15:00		
Volume	2	6	15	17	13	4	1							55		
Directional Peak Periods		AM 7-9				NOON 12-2			PM 4-6			Off Peak Volumes				
All Speeds		Volume	↔		%	Volume	↔		%	Volume	↔		%	Volume	↔	
		60			13%	72			15%	67			14%	279		

Street Name	Direction	Percentiles					
		15th	50th	Average	85th	95th	ADT
S Sparks St	North Bound	21	27	26	33	35	478
S Sparks St	South Bound	20	26	26	33	36	525

SPEED

S Sparks St Bet. W Oak St & W Alameda Ave

Day: Thursday
Date: 1/20/2022

City: Burbank
Project #: CA22_020022_019s

South Bound

Time	< 15	15 - 19	20 - 24	25 - 29	30 - 34	35 - 39	40 - 44	45 - 49	50 - 54	55 - 59	60 - 64	65 - 69	70 +	Total
00:00 AM	0	0	1	1	0	0	1	0	0	0	0	0	0	3
01:00	0	0	0	0	1	0	0	0	0	0	0	0	0	1
02:00	0	0	0	0	1	0	0	0	0	0	0	0	0	1
03:00	0	0	0	0	0	0	0	0	0	0	0	0	0	0
04:00	0	0	0	0	0	0	0	0	0	0	0	0	0	0
05:00	0	2	2	3	1	1	2	0	0	0	0	0	0	11
06:00	0	3	4	3	4	2	0	0	0	0	0	0	0	16
07:00	1	5	14	7	3	2	0	0	0	0	0	0	0	32
08:00	1	7	11	11	5	1	1	0	0	0	0	0	0	37
09:00	1	2	4	14	7	0	0	0	0	0	0	0	0	28
10:00	4	1	10	7	4	3	0	0	0	0	0	0	0	29
11:00	2	6	10	16	5	2	1	0	0	0	0	0	0	42
12:00 PM	2	0	9	9	2	2	0	0	0	0	0	0	0	24
13:00	4	4	12	13	5	3	0	0	0	0	0	0	0	41
14:00	3	3	11	10	15	1	0	0	0	0	0	0	0	43
15:00	0	2	5	16	11	1	0	0	0	0	0	0	0	35
16:00	4	4	11	11	5	0	1	0	0	0	0	0	0	36
17:00	3	4	9	9	7	2	0	0	0	0	0	0	0	34
18:00	5	2	6	12	10	0	0	0	0	0	0	0	0	35
19:00	1	0	7	9	11	0	0	0	0	0	0	0	0	28
20:00	2	1	3	6	4	0	1	0	0	0	0	0	0	17
21:00	1	0	4	8	8	1	1	0	0	0	0	0	0	23
22:00	0	2	1	0	1	0	0	0	0	0	0	0	0	4
23:00	0	0	0	3	2	0	0	0	0	0	0	0	0	5
Totals	34	48	134	168	112	21	8							525
% of Totals	6%	9%	26%	32%	21%	4%	2%							100%

AM Volumes	9	26	56	62	31	11	5	0	0	0	0	0	0	200			
% AM	2%	5%	11%	12%	6%	2%	1%							38%			
AM Peak Hour	10:00	08:00	07:00	11:00	09:00	10:00	05:00							11:00			
Volume	4	7	14	16	7	3	2							42			
PM Volumes	25	22	78	106	81	10	3	0	0	0	0	0	0	325			
% PM	5%	4%	15%	20%	15%	2%	1%							62%			
PM Peak Hour	18:00	13:00	13:00	15:00	14:00	13:00	16:00							14:00			
Volume	5	4	12	16	15	3	1							43			
Directional Peak Periods		AM 7-9				NOON 12-2			PM 4-6			Off Peak Volumes					
All Speeds		Volume	↔		%	Volume	↔		%	Volume	↔		%	Volume	↔		%
		69			13%	65			12%	70			13%	321			61%

Street Name	Direction	Percentiles					
		15th	50th	Average	85th	95th	ADT
S Sparks St	North Bound	21	27	26	33	35	478
S Sparks St	South Bound	20	26	26	33	36	525

SPEED

S Sparks St Bet. W Oak St & W Alameda Ave

Day: Thursday
Date: 1/20/2022

City: Burbank
Project #: CA22_020022_019

Summary

Time	< 15	15 - 19	20 - 24	25 - 29	30 - 34	35 - 39	40 - 44	45 - 49	50 - 54	55 - 59	60 - 64	65 - 69	70 +	Total
00:00 AM	0	0	1	1	0	0	1	0	0	0	0	0	0	3
01:00	0	0	0	1	1	0	0	0	0	0	0	0	0	2
02:00	0	0	0	0	1	0	0	0	0	0	0	0	0	1
03:00	0	0	0	1	0	0	1	0	0	0	0	0	0	2
04:00	0	0	1	0	0	0	0	0	0	0	0	0	0	1
05:00	0	2	4	3	3	1	2	0	0	0	0	0	0	15
06:00	1	4	8	8	7	3	0	0	0	0	0	0	0	31
07:00	1	8	20	24	10	2	0	0	0	0	0	0	0	65
08:00	1	8	16	21	13	4	1	0	0	0	0	0	0	64
09:00	3	3	10	27	12	1	0	0	0	0	0	0	0	56
10:00	4	4	18	14	11	4	0	0	0	0	0	0	0	55
11:00	4	8	13	26	10	4	1	0	0	0	0	0	0	66
12:00 PM	2	4	18	21	14	2	0	0	0	0	0	0	0	61
13:00	6	7	17	28	15	3	0	0	0	0	0	0	0	76
14:00	3	4	19	23	27	2	0	0	0	0	0	0	0	78
15:00	1	6	20	33	24	5	1	0	0	0	0	0	0	90
16:00	6	10	23	20	12	0	1	0	0	0	0	0	0	72
17:00	4	7	24	16	11	3	0	0	0	0	0	0	0	65
18:00	7	4	15	25	14	2	0	0	0	0	0	0	0	67
19:00	1	4	14	17	15	0	0	0	0	0	0	0	0	51
20:00	3	2	8	9	5	1	1	0	0	0	0	0	0	29
21:00	1	0	7	12	12	2	1	0	0	0	0	0	0	35
22:00	0	4	3	2	2	0	0	0	0	0	0	0	0	11
23:00	0	0	1	4	2	0	0	0	0	0	0	0	0	7
Totals	48	89	260	336	221	39	10							1003
% of Totals	5%	9%	26%	33%	22%	4%	1%							100%

AM Volumes	14	37	91	126	68	19	6	0	0	0	0	0	0	361		
% AM	1%	4%	9%	13%	7%	2%	1%							36%		
AM Peak Hour	10:00	07:00	07:00	09:00	08:00	08:00	05:00							11:00		
Volume	4	8	20	27	13	4	2							66		
PM Volumes	34	52	169	210	153	20	4	0	0	0	0	0	0	642		
% PM	3%	5%	17%	21%	15%	2%	0%							64%		
PM Peak Hour	18:00	16:00	17:00	15:00	14:00	15:00	15:00							15:00		
Volume	7	10	24	33	27	5	1							90		
Directional Peak Periods		AM 7-9				NOON 12-2				PM 4-6				Off Peak Volumes		
All Speeds		Volume	↔		%	Volume	↔		%	Volume	↔		%	Volume	↔	
		129			13%	137			14%	137			14%	600		

Street Name	Direction	Percentiles					
		15th	50th	Average	85th	95th	ADT
S Sparks St	Summary	20	27	26	33	35	1003

VOLUME

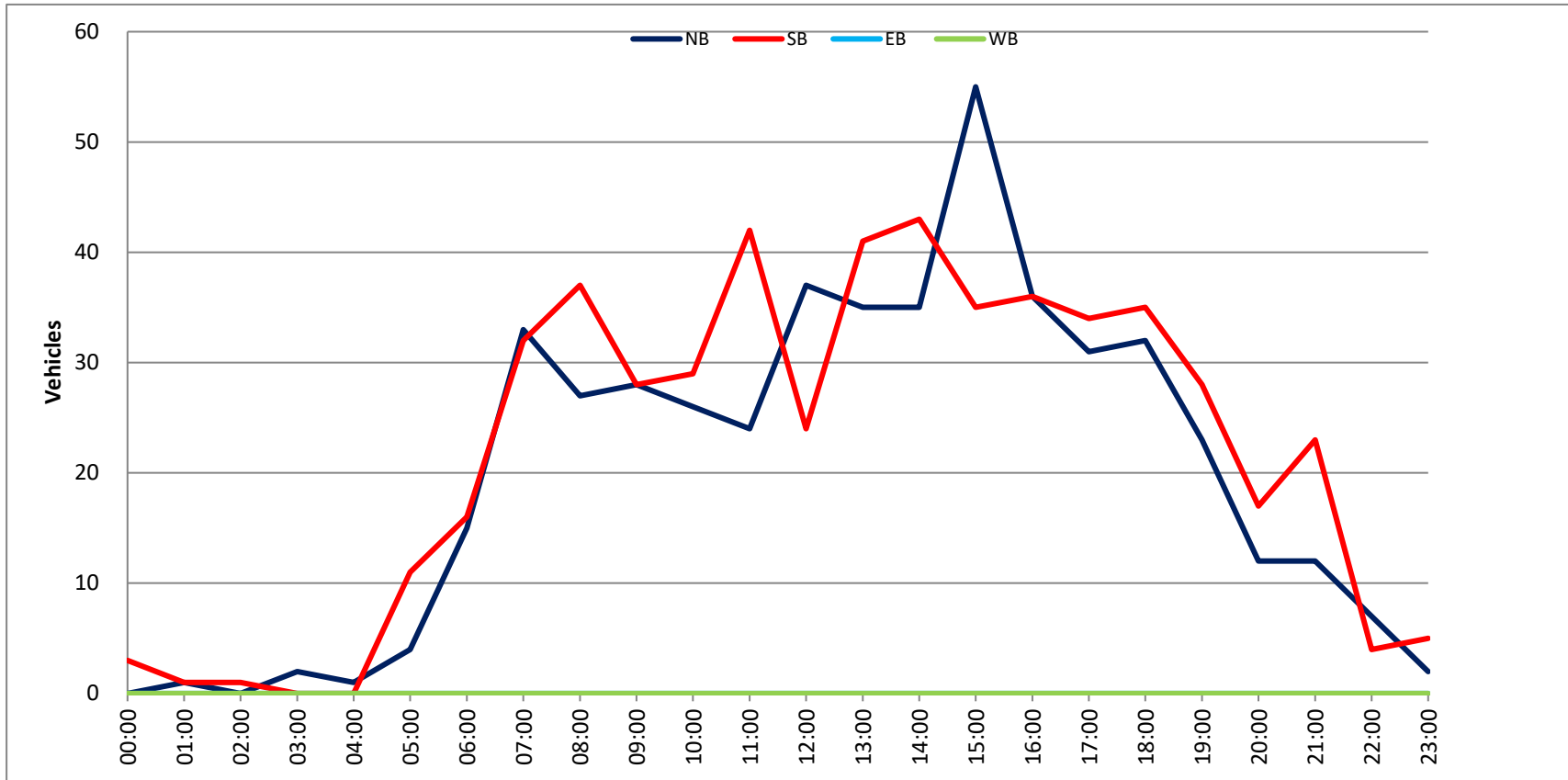
S Sparks St Bet. W Oak St & W Alameda Ave

Day: Thursday
 Date: 1/20/2022

City: Burbank
 Project #: CA22_020022_019

DAILY TOTALS					NB	SB	EB	WB	Total		
					478	525	0	0	1,003		
AM Period	NB	SB	EB	WB	TOTAL	PM Period	NB	SB	EB	WB	TOTAL
00:00	0	0	0	0		12:00	9	1	0	0	10
00:15	0	1	0	0	1	12:15	10	13	0	0	23
00:30	0	0	0	0		12:30	8	5	0	0	13
00:45	0	2	3	0	2 3	12:45	10	37	5	24	15 61
01:00	0	0	0	0		13:00	14	13	0	0	27
01:15	1	0	0	0	1	13:15	9	9	0	0	18
01:30	0	0	0	0		13:30	7	12	0	0	19
01:45	0	1	1	1	1 2	13:45	5	35	7	41	12 76
02:00	0	0	0	0		14:00	10	10	0	0	20
02:15	0	1	0	0	1	14:15	5	9	0	0	14
02:30	0	0	0	0		14:30	11	12	0	0	23
02:45	0	0	1	0	1	14:45	9	35	12	43	21 78
03:00	1	0	0	0	1	15:00	25	11	0	0	36
03:15	0	0	0	0		15:15	9	11	0	0	20
03:30	1	0	0	0	1	15:30	13	7	0	0	20
03:45	0	2	0	0	2	15:45	8	55	6	35	14 90
04:00	0	0	0	0		16:00	6	5	0	0	11
04:15	1	0	0	0	1	16:15	14	13	0	0	27
04:30	0	0	0	0		16:30	6	7	0	0	13
04:45	0	1	0	0	1	16:45	10	36	11	36	21 72
05:00	1	1	0	0	2	17:00	9	8	0	0	17
05:15	0	3	0	0	3	17:15	10	11	0	0	21
05:30	1	3	0	0	4	17:30	6	9	0	0	15
05:45	2	4	4	11	6 15	17:45	6	31	6	34	12 65
06:00	2	0	0	0	2	18:00	13	4	0	0	17
06:15	6	6	0	0	12	18:15	7	9	0	0	16
06:30	3	4	0	0	7	18:30	9	16	0	0	25
06:45	4	15	6	16	10 31	18:45	3	32	6	35	9 67
07:00	3	6	0	0	9	19:00	8	3	0	0	11
07:15	4	3	0	0	7	19:15	5	5	0	0	10
07:30	8	9	0	0	17	19:30	5	7	0	0	12
07:45	18	33	14	32	32 65	19:45	5	23	13	28	18 51
08:00	5	16	0	0	21	20:00	3	4	0	0	7
08:15	8	8	0	0	16	20:15	6	6	0	0	12
08:30	7	8	0	0	15	20:30	1	4	0	0	5
08:45	7	27	5	37	12 64	20:45	2	12	3	17	5 29
09:00	8	2	0	0	10	21:00	4	4	0	0	8
09:15	6	8	0	0	14	21:15	6	12	0	0	18
09:30	6	6	0	0	12	21:30	1	6	0	0	7
09:45	8	28	12	28	20 56	21:45	1	12	1	23	2 35
10:00	4	8	0	0	12	22:00	3	0	0	0	3
10:15	10	5	0	0	15	22:15	2	1	0	0	3
10:30	7	10	0	0	17	22:30	1	1	0	0	2
10:45	5	26	6	29	11 55	22:45	1	7	2	4	3 11
11:00	9	10	0	0	19	23:00	1	3	0	0	4
11:15	6	12	0	0	18	23:15	1	2	0	0	3
11:30	5	8	0	0	13	23:30	0	0	0	0	
11:45	4	24	12	42	16 66	23:45	0	2	0	5	7
TOTALS	161	200			361	TOTALS	317	325			642
SPLIT %	44.6%	55.4%			36.0%	SPLIT %	49.4%	50.6%			64.0%

DAILY TOTALS					NB	SB	EB	WB	Total
					478	525	0	0	1,003
AM Peak Hour	07:30	07:30		07:30	PM Peak Hour	14:45	14:30		14:30
AM Pk Volume	39	47		86	PM Pk Volume	56	46		100
Pk Hr Factor	0.542	0.734		0.672	Pk Hr Factor	0.560	0.958		0.694
7 - 9 Volume	60	69	0	129	4 - 6 Volume	67	70	0	137
7 - 9 Peak Hour	07:30	07:30		07:30	4 - 6 Peak Hour	16:15	16:15		16:15
7 - 9 Pk Volume	39	47	0	86	4 - 6 Pk Volume	39	39	0	78
Pk Hr Factor	0.542	0.734	0.000	0.672	Pk Hr Factor	0.696	0.750	0.000	0.722



SPEED

S Sparks St Bet. W Olive Ave & W Oak St

Day: Tuesday
Date: 1/18/2022

City: Burbank
Project #: CA22_020022_018s

South Bound

Table with columns: Time, <15, 15-19, 20-24, 25-29, 30-34, 35-39, 40-44, 45-49, 50-54, 55-59, 60-64, 65-69, 70+, Total. Rows represent 15-minute intervals from 00:00 AM to 23:45.

Summary tables including: AM Volumes, PM Volumes, Directional Peak Periods, and Percentiles. Includes data for AM 7-9, NOON 12-2, and PM 4-6.

Street Name, Direction, 15th, 50th, Average, 85th, 95th, ADT. Rows for S Sparks St North Bound and South Bound.

SPEED

S Sparks St Bet. W Olive Ave & W Oak St

Day: Tuesday
Date: 1/18/2022

City: Burbank
Project #: CA22_020022_018

Summary

Table with columns: Time, <15, 15-19, 20-24, 25-29, 30-34, 35-39, 40-44, 45-49, 50-54, 55-59, 60-64, 65-69, 70+, Total. Rows represent 15-minute intervals from 00:00 AM to 23:45.

Summary Totals: 25, 18, 204, 402, 314, 112, 15, 1, 0, 0, 0, 0, 0, 0, 114, 100%

AM Volumes: 10, 17, 80, 141, 127, 54, 6, 0, 0, 0, 0, 0, 0, 0, 433. Includes AM Peak Hour and PM Volumes.

Directional Peak Periods: All Classes, AM 7-9, NOON 12-2, PM 4-6, Off Peak Volumes. Includes Volume and % values.

Street Name: S Sparks St. Direction: Summary. Percentiles: 15th (22), 50th (28), Average (28), 85th (34), 95th (38), ADT (1134).

SPEED

S Sparks St Bet. W Olive Ave & W Oak St

Day: Tuesday
Date: 1/18/2022

City: Burbank
Project #: CA22_020022_018n

North Bound

Time	< 15	15 - 19	20 - 24	25 - 29	30 - 34	35 - 39	40 - 44	45 - 49	50 - 54	55 - 59	60 - 64	65 - 69	70 +	Total
00:00 AM	0	0	0	0	0	0	0	0	0	0	0	0	0	0
01:00	0	0	0	0	1	0	0	0	0	0	0	0	0	1
02:00	0	0	0	0	0	0	0	0	0	0	0	0	0	0
03:00	0	0	0	0	0	0	0	0	0	0	0	0	0	0
04:00	0	0	0	1	1	0	0	0	0	0	0	0	0	2
05:00	1	0	2	0	5	0	0	0	0	0	0	0	0	8
06:00	0	0	3	7	4	1	1	0	0	0	0	0	0	16
07:00	1	1	9	24	27	9	2	0	0	0	0	0	0	73
08:00	1	0	5	9	12	6	0	0	0	0	0	0	0	33
09:00	3	3	9	11	10	3	0	0	0	0	0	0	0	39
10:00	0	0	5	9	15	6	0	0	0	0	0	0	0	35
11:00	1	3	6	7	12	8	1	0	0	0	0	0	0	38
12:00 PM	0	3	6	16	12	5	2	0	0	0	0	0	0	44
13:00	1	2	7	17	16	6	0	0	0	0	0	0	0	49
14:00	0	2	18	35	29	7	3	0	0	0	0	0	0	94
15:00	3	3	4	13	15	6	1	0	0	0	0	0	0	45
16:00	0	3	11	11	12	5	1	0	0	0	0	0	0	43
17:00	3	1	7	13	10	3	1	0	0	0	0	0	0	38
18:00	1	2	8	14	6	0	0	0	0	0	0	0	0	31
19:00	0	2	3	10	2	0	0	0	0	0	0	0	0	17
20:00	0	1	5	4	3	1	0	0	0	0	0	0	0	14
21:00	0	0	0	3	1	2	0	0	0	0	0	0	0	6
22:00	0	0	0	2	0	1	0	0	0	0	0	0	0	3
23:00	0	0	1	1	1	0	0	0	0	0	0	0	0	3
Totals	15	26	109	207	194	69	12							632
% of Totals	2%	4%	17%	33%	31%	11%	2%							100%

AM Volumes	7	7	39	68	87	33	4	0	0	0	0	0	0	245
% AM	1%	1%	6%	11%	14%	5%	1%							39%
AM Peak Hour	09:00	09:00	07:00	07:00	07:00	07:00	07:00							07:00
Volume	3	3	9	24	27	9	2							73
PM Volumes	8	19	70	139	107	36	8	0	0	0	0	0	0	387
% PM	1%	3%	11%	22%	17%	6%	1%							61%
PM Peak Hour	15:00	12:00	14:00	14:00	14:00	14:00	14:00							14:00
Volume	3	3	18	35	29	7	3							94
Directional Peak Periods		AM 7-9				NOON 12-2			PM 4-6			Off Peak Volumes		
All Speeds		Volume		%	Volume		%	Volume		%	Volume		%	
		106	↔	17%	93	↔	15%	81	↔	13%	352	↔	56%	

Street Name	Direction	Percentiles					
		15th	50th	Average	85th	95th	ADT
S Sparks St	North Bound	22	29	29	35	39	632
S Sparks St	South Bound	22	28	28	34	38	502

SPEED

S Sparks St Bet. W Olive Ave & W Oak St

Day: Tuesday
Date: 1/18/2022

City: Burbank
Project #: CA22_020022_018s

South Bound

Time	< 15	15 - 19	20 - 24	25 - 29	30 - 34	35 - 39	40 - 44	45 - 49	50 - 54	55 - 59	60 - 64	65 - 69	70 +	Total
00:00 AM	0	0	0	0	1	0	0	0	0	0	0	0	0	1
01:00	0	0	0	0	0	0	0	0	0	0	0	0	0	0
02:00	0	0	0	1	1	0	0	0	0	0	0	0	0	2
03:00	0	0	0	0	0	0	0	0	0	0	0	0	0	0
04:00	0	0	0	0	0	0	0	0	0	0	0	0	0	0
05:00	0	1	0	1	1	2	0	0	0	0	0	0	0	5
06:00	0	1	5	3	4	1	0	0	0	0	0	0	0	14
07:00	3	1	9	19	12	4	0	0	0	0	0	0	0	48
08:00	0	2	10	12	7	3	0	0	0	0	0	0	0	34
09:00	0	1	6	17	5	5	0	0	0	0	0	0	0	34
10:00	0	3	5	11	6	5	1	0	0	0	0	0	0	31
11:00	0	1	6	9	3	1	1	0	0	0	0	0	0	21
12:00 PM	0	1	1	15	7	3	0	1	0	0	0	0	0	28
13:00	0	1	3	18	9	2	0	0	0	0	0	0	0	33
14:00	0	6	14	18	14	2	0	0	0	0	0	0	0	54
15:00	1	4	7	14	12	7	0	0	0	0	0	0	0	45
16:00	1	1	12	10	7	2	0	0	0	0	0	0	0	33
17:00	1	3	3	15	7	1	0	0	0	0	0	0	0	30
18:00	1	1	4	22	12	2	1	0	0	0	0	0	0	43
19:00	2	2	2	6	5	1	0	0	0	0	0	0	0	18
20:00	1	1	7	4	3	1	0	0	0	0	0	0	0	17
21:00	0	2	1	1	1	0	0	0	0	0	0	0	0	5
22:00	0	0	0	1	2	1	0	0	0	0	0	0	0	4
23:00	0	0	0	1	1	0	0	0	0	0	0	0	0	2
Totals	10	32	95	198	120	43	3	1						502
% of Totals	2%	6%	19%	39%	24%	9%	1%	0%						100%

AM Volumes	3	10	41	73	40	21	2	0	0	0	0	0	0	190		
% AM	1%	2%	8%	15%	8%	4%	0%							38%		
AM Peak Hour	07:00	10:00	08:00	07:00	07:00	09:00	10:00							07:00		
Volume	3	3	10	19	12	5	1							48		
PM Volumes	7	22	54	125	80	22	1	1	0	0	0	0	0	312		
% PM	1%	4%	11%	25%	16%	4%	0%	0%						62%		
PM Peak Hour	19:00	14:00	14:00	18:00	14:00	15:00	18:00	12:00						14:00		
Volume	2	6	14	22	14	7	1	1						54		
Directional Peak Periods		AM 7-9				NOON 12-2				PM 4-6				Off Peak Volumes		
All Speeds		Volume	↔		%	Volume	↔		%	Volume	↔		%	Volume	↔	
		82			16%	61			12%	63			13%	296		

Street Name	Direction	Percentiles					
		15th	50th	Average	85th	95th	ADT
S Sparks St	North Bound	22	29	29	35	39	632
S Sparks St	South Bound	22	28	28	34	38	502

SPEED

S Sparks St Bet. W Olive Ave & W Oak St

Day: Tuesday
Date: 1/18/2022

City: Burbank
Project #: CA22_020022_018

Summary

Time	< 15	15 - 19	20 - 24	25 - 29	30 - 34	35 - 39	40 - 44	45 - 49	50 - 54	55 - 59	60 - 64	65 - 69	70 +	Total
00:00 AM	0	0	0	0	1	0	0	0	0	0	0	0	0	1
01:00	0	0	0	0	1	0	0	0	0	0	0	0	0	1
02:00	0	0	0	1	1	0	0	0	0	0	0	0	0	2
03:00	0	0	0	0	0	0	0	0	0	0	0	0	0	0
04:00	0	0	0	1	1	0	0	0	0	0	0	0	0	2
05:00	1	1	2	1	6	2	0	0	0	0	0	0	0	13
06:00	0	1	8	10	8	2	1	0	0	0	0	0	0	30
07:00	4	2	18	43	39	13	2	0	0	0	0	0	0	121
08:00	1	2	15	21	19	9	0	0	0	0	0	0	0	67
09:00	3	4	15	28	15	8	0	0	0	0	0	0	0	73
10:00	0	3	10	20	21	11	1	0	0	0	0	0	0	66
11:00	1	4	12	16	15	9	2	0	0	0	0	0	0	59
12:00 PM	0	4	7	31	19	8	2	1	0	0	0	0	0	72
13:00	1	3	10	35	25	8	0	0	0	0	0	0	0	82
14:00	0	8	32	53	43	9	3	0	0	0	0	0	0	148
15:00	4	7	11	27	27	13	1	0	0	0	0	0	0	90
16:00	1	4	23	21	19	7	1	0	0	0	0	0	0	76
17:00	4	4	10	28	17	4	1	0	0	0	0	0	0	68
18:00	2	3	12	36	18	2	1	0	0	0	0	0	0	74
19:00	2	4	5	16	7	1	0	0	0	0	0	0	0	35
20:00	1	2	12	8	6	2	0	0	0	0	0	0	0	31
21:00	0	2	1	4	2	2	0	0	0	0	0	0	0	11
22:00	0	0	0	3	2	2	0	0	0	0	0	0	0	7
23:00	0	0	1	2	2	0	0	0	0	0	0	0	0	5
Totals	25	58	204	405	314	112	15	1						1134
% of Totals	2%	5%	18%	36%	28%	10%	1%	0%						100%

AM Volumes	10	17	80	141	127	54	6	0	0	0	0	0	0	435
% AM	1%	1%	7%	12%	11%	5%	1%							38%
AM Peak Hour	07:00	09:00	07:00	07:00	07:00	07:00	07:00							07:00
Volume	4	4	18	43	39	13	2							121
PM Volumes	15	41	124	264	187	58	9	1	0	0	0	0	0	699
% PM	1%	4%	11%	23%	16%	5%	1%	0%						62%
PM Peak Hour	15:00	14:00	14:00	14:00	14:00	15:00	14:00	12:00						14:00
Volume	4	8	32	53	43	13	3	1						148
Directional Peak Periods		AM 7-9				NOON 12-2			PM 4-6			Off Peak Volumes		
All Speeds		Volume		%	Volume		%	Volume		%	Volume		%	
		188	↔	17%	154	↔	14%	144	↔	13%	648	↔	57%	

Street Name	Direction	Percentiles					
		15th	50th	Average	85th	95th	ADT
S Sparks St	Summary	22	28	28	34	38	1134

VOLUME

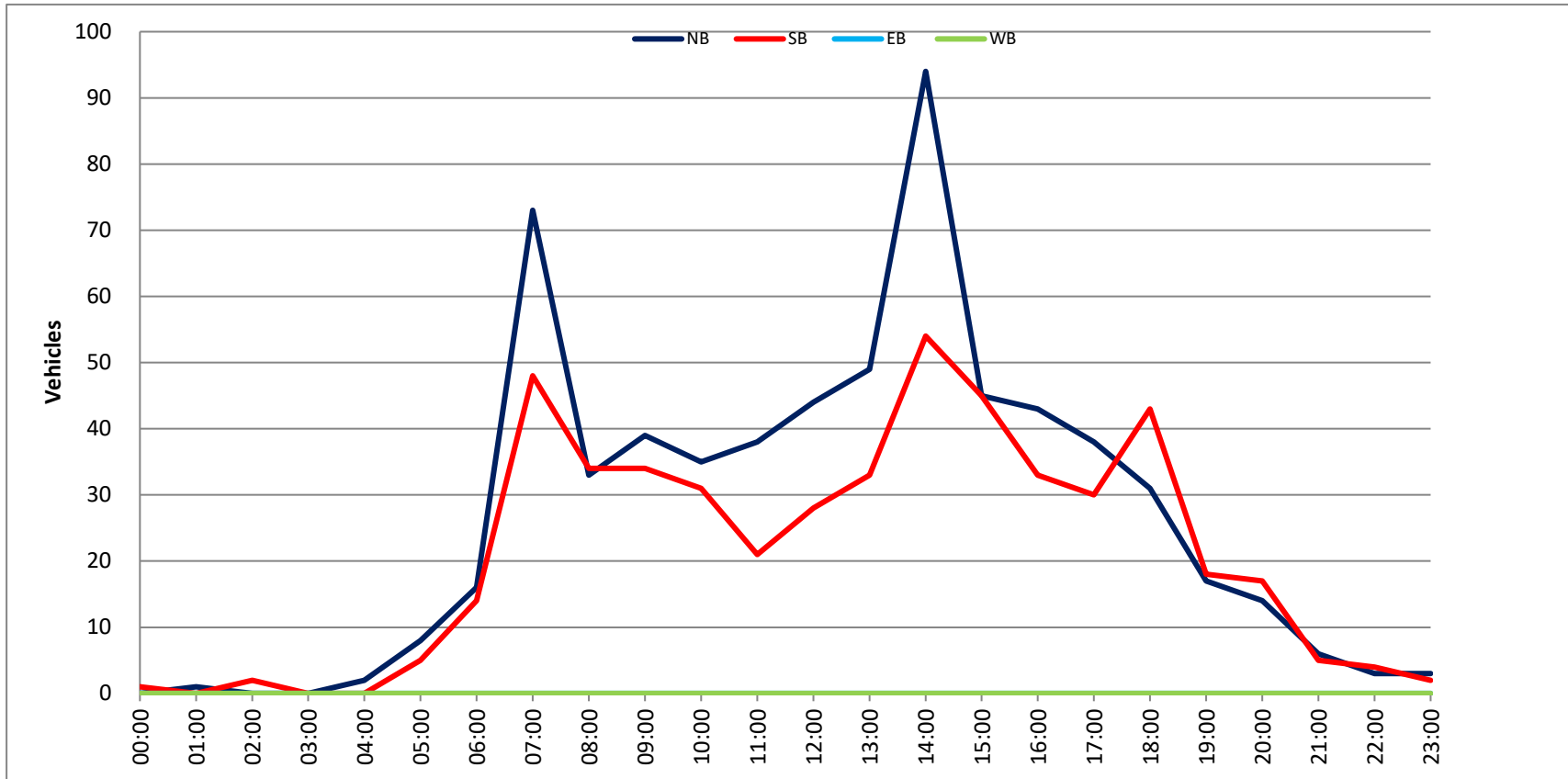
S Sparks St Bet. W Olive Ave & W Oak St

Day: Tuesday
 Date: 1/18/2022

City: Burbank
 Project #: CA22_020022_018

DAILY TOTALS					NB	SB	EB	WB	Total		
					632	502	0	0	1,134		
AM Period	NB	SB	EB	WB	TOTAL	PM Period	NB	SB	EB	WB	TOTAL
00:00	0	0	0	0		12:00	14	2	0	0	16
00:15	0	1	0	0	1	12:15	12	6	0	0	18
00:30	0	0	0	0		12:30	11	10	0	0	21
00:45	0	0	1	0	1	12:45	7	44	10	28	72
01:00	1	0	0	0	1	13:00	16	6	0	0	22
01:15	0	0	0	0		13:15	10	6	0	0	16
01:30	0	0	0	0		13:30	10	8	0	0	18
01:45	0	1	0	0	1	13:45	13	49	13	33	82
02:00	0	0	0	0		14:00	16	14	0	0	30
02:15	0	0	0	0		14:15	40	26	0	0	66
02:30	0	1	0	0	1	14:30	19	9	0	0	28
02:45	0	1	2	0	1	14:45	19	94	5	54	148
03:00	0	0	0	0		15:00	16	12	0	0	28
03:15	0	0	0	0		15:15	8	15	0	0	23
03:30	0	0	0	0		15:30	9	9	0	0	18
03:45	0	0	0	0		15:45	12	45	9	45	90
04:00	0	0	0	0		16:00	15	10	0	0	25
04:15	1	0	0	0	1	16:15	7	13	0	0	20
04:30	1	0	0	0	1	16:30	13	4	0	0	17
04:45	0	2	0	0	2	16:45	8	43	6	33	76
05:00	1	0	0	0	1	17:00	8	5	0	0	13
05:15	2	1	0	0	3	17:15	9	7	0	0	16
05:30	1	2	0	0	3	17:30	9	10	0	0	19
05:45	4	8	2	5	6	17:45	12	38	8	30	68
06:00	6	3	0	0	9	18:00	8	10	0	0	18
06:15	2	2	0	0	4	18:15	7	11	0	0	18
06:30	2	2	0	0	4	18:30	7	9	0	0	16
06:45	6	16	7	14	13	18:45	9	31	13	43	74
07:00	8	4	0	0	12	19:00	3	6	0	0	9
07:15	4	5	0	0	9	19:15	2	5	0	0	7
07:30	25	15	0	0	40	19:30	7	5	0	0	12
07:45	36	73	24	48	60	19:45	5	17	2	18	35
08:00	9	10	0	0	19	20:00	3	4	0	0	7
08:15	8	10	0	0	18	20:15	6	6	0	0	12
08:30	11	8	0	0	19	20:30	2	4	0	0	6
08:45	5	33	6	34	11	20:45	3	14	3	17	31
09:00	9	7	0	0	16	21:00	0	0	0	0	
09:15	10	7	0	0	17	21:15	2	2	0	0	4
09:30	9	9	0	0	18	21:30	2	2	0	0	4
09:45	11	39	11	34	22	21:45	2	6	1	5	11
10:00	10	7	0	0	17	22:00	0	1	0	0	1
10:15	13	7	0	0	20	22:15	1	1	0	0	2
10:30	5	9	0	0	14	22:30	1	1	0	0	2
10:45	7	35	8	31	15	22:45	1	3	1	4	7
11:00	6	5	0	0	11	23:00	3	0	0	0	3
11:15	5	6	0	0	11	23:15	0	1	0	0	1
11:30	12	2	0	0	14	23:30	0	0	0	0	
11:45	15	38	8	21	23	23:45	0	3	1	2	5
TOTALS	245	190			435	TOTALS	387	312			699
SPLIT %	56.3%	43.7%			38.4%	SPLIT %	55.4%	44.6%			61.6%

DAILY TOTALS					NB	SB	EB	WB	Total
					632	502	0	0	1,134
AM Peak Hour	07:30	07:30		07:30	PM Peak Hour	14:00	13:45		13:45
AM Pk Volume	78	59		137	PM Pk Volume	94	62		150
Pk Hr Factor	0.542	0.615		0.571	Pk Hr Factor	0.588	0.596		0.568
7 - 9 Volume	106	82	0	188	4 - 6 Volume	81	63	0	144
7 - 9 Peak Hour	07:30	07:30		07:30	4 - 6 Peak Hour	16:00	16:00		16:00
7 - 9 Pk Volume	78	59	0	137	4 - 6 Pk Volume	43	33	0	76
Pk Hr Factor	0.542	0.615	0.000	0.571	Pk Hr Factor	0.717	0.635	0.000	0.760



Day: Wednesday
 Date: 1/19/2022

City: Burbank
 Project #: CA22_020022_018

North Bound

Time	<15	15-19	20-24	25-29	30-34	35-39	40-44	45-49	50-54	55-59	60-64	65-69	70+	Total
00:00 AM	0	0	0	0	0	0	0	0	0	0	0	0	0	0
00:15	0	0	0	0	0	0	0	0	0	0	0	0	0	0
00:30	0	0	0	0	0	1	1	0	0	0	0	0	0	2
00:45	0	0	0	0	0	0	0	0	0	0	0	0	0	0
01:00	0	0	0	0	0	0	0	0	0	0	0	0	0	0
01:15	0	0	0	0	0	0	0	0	0	0	0	0	0	0
01:30	0	0	0	0	0	0	0	0	0	0	0	0	0	0
01:45	0	0	0	0	0	0	0	0	0	0	0	0	0	0
02:00	0	0	0	0	0	0	0	0	0	0	0	0	0	0
02:15	0	0	0	0	0	0	0	0	0	0	0	0	0	0
02:30	0	0	1	0	0	0	0	0	0	0	0	0	0	1
02:45	0	0	1	0	0	0	0	0	0	0	0	0	0	1
03:00	0	0	0	0	0	0	0	0	0	0	0	0	0	0
03:15	0	0	0	0	0	0	0	0	0	0	0	0	0	0
03:30	0	0	0	0	0	0	0	0	0	0	0	0	0	0
03:45	0	0	0	0	0	0	0	0	0	0	0	0	0	0
04:00	0	0	0	0	0	0	0	0	0	0	0	0	0	0
04:15	0	0	0	0	0	1	0	0	0	0	0	0	0	1
04:30	0	0	0	1	0	0	0	0	0	0	0	0	0	1
04:45	0	0	0	0	0	0	0	0	0	0	0	0	0	0
05:00	0	0	1	0	0	0	0	0	0	0	0	0	0	1
05:15	1	0	0	0	1	0	0	0	0	0	0	0	0	2
05:30	0	0	1	1	0	0	1	0	0	0	0	0	0	3
05:45	0	0	1	1	1	0	0	0	0	0	0	0	0	3
06:00	0	0	0	1	1	0	0	0	0	0	0	0	0	2
06:15	0	0	3	2	1	1	1	0	0	0	0	0	0	8
06:30	0	0	1	2	1	0	0	0	0	0	0	0	0	4
06:45	1	0	1	1	6	0	0	0	0	0	0	0	0	9
07:00	0	0	3	0	4	1	0	0	0	0	0	0	0	8
07:15	0	1	1	3	1	0	0	0	0	0	0	0	0	6
07:30	0	1	3	10	7	3	0	0	0	0	0	0	0	24
07:45	0	0	2	17	11	5	0	0	0	0	0	0	0	35
08:00	0	0	0	3	1	1	0	0	0	0	0	0	0	5
08:15	0	1	2	5	3	2	0	0	0	0	0	0	0	13
08:30	1	0	2	2	7	0	0	0	0	0	0	0	0	12
08:45	0	0	0	3	3	1	0	0	0	0	0	0	0	7
09:00	0	1	1	1	1	0	0	0	0	0	0	0	0	4
09:15	1	0	1	1	0	0	0	0	0	0	0	0	0	3
09:30	0	2	2	1	1	3	0	0	0	0	0	0	0	9
09:45	0	0	1	4	2	1	0	0	0	0	0	0	0	8
10:00	0	1	3	5	1	2	0	0	0	0	0	0	0	12
10:15	0	0	2	4	2	1	0	0	0	0	0	0	0	9
10:30	0	0	1	2	1	1	0	0	0	0	0	0	0	7
10:45	1	0	0	3	2	1	0	0	0	0	0	0	0	7
11:00	0	0	0	8	4	4	0	0	0	0	0	0	0	16
11:15	0	0	2	3	3	1	0	0	0	0	0	0	0	9
11:30	1	1	1	4	2	1	0	0	0	0	0	0	0	10
11:45	0	1	0	1	0	2	1	1	0	0	0	0	0	6
12:00 PM	0	0	2	4	0	3	0	0	0	0	0	0	0	9
12:15	0	0	0	2	2	1	0	0	0	0	0	0	0	5
12:30	0	1	2	5	6	0	2	0	0	0	0	0	0	16
12:45	1	0	1	6	3	1	0	0	0	0	0	0	0	12
13:00	1	0	2	3	4	2	0	0	0	0	0	0	0	12
13:15	1	0	0	4	2	0	0	0	0	0	0	0	0	7
13:30	0	0	2	1	1	0	0	0	0	0	0	0	0	4
13:45	1	0	2	3	3	3	0	0	0	0	0	0	0	12
14:00	2	0	2	3	1	0	1	0	0	0	0	0	0	9
14:15	0	2	1	5	5	0	0	0	0	0	0	0	0	13
14:30	0	0	6	4	6	2	1	0	0	0	0	0	0	19
14:45	0	0	0	5	5	3	1	0	0	0	0	0	0	14
15:00	1	2	1	11	3	3	0	0	0	0	0	0	0	20
15:15	0	1	2	7	3	2	0	0	0	0	0	0	0	17
15:30	0	1	5	3	4	2	0	0	0	0	0	0	0	15
15:45	1	0	4	6	7	1	0	0	0	0	0	0	0	19
16:00	0	1	1	2	1	0	0	0	0	0	0	0	0	5
16:15	0	1	2	10	4	2	0	0	0	0	0	0	0	19
16:30	0	0	0	5	4	1	0	0	0	0	0	0	0	10
16:45	1	0	4	2	3	1	0	0	0	0	0	0	0	11
17:00	0	0	1	3	4	1	0	0	0	0	0	0	0	9
17:15	0	1	1	8	2	2	0	0	0	0	0	0	0	14
17:30	1	1	7	4	0	1	0	0	0	0	0	0	0	14
17:45	0	1	3	6	3	4	0	0	0	0	0	0	0	17
18:00	0	0	2	2	3	0	0	0	0	0	0	0	0	7
18:15	0	1	2	4	2	0	0	0	0	0	0	0	0	9
18:30	1	0	3	2	0	0	0	0	0	0	0	0	0	6
18:45	0	1	1	3	1	0	0	0	0	0	0	0	0	6
19:00	0	0	2	3	4	2	0	0	0	0	0	0	0	11
19:15	0	0	1	3	1	0	0	0	0	0	0	0	0	5
19:30	0	1	3	2	1	0	0	0	0	0	0	0	0	7
19:45	0	0	0	0	3	1	0	0	0	0	0	0	0	4
20:00	1	1	0	1	3	0	0	0	0	0	0	0	0	6
20:15	0	0	0	1	1	0	0	0	0	0	0	0	0	2
20:30	0	0	1	1	0	0	0	0	0	0	0	0	0	2
20:45	0	0	0	2	0	2	0	0	0	0	0	0	0	4
21:00	0	0	0	0	1	1	0	0	0	0	0	0	0	2
21:15	0	0	1	1	0	0	0	0	0	0	0	0	0	2
21:30	0	0	0	2	0	1	0	0	0	0	0	0	0	2
21:45	0	0	0	2	0	1	0	0	0	0	0	0	0	3
22:00	0	0	0	0	0	0	0	0	0	0	0	0	0	0
22:15	0	0	0	0	0	0	0	0	0	0	0	0	0	1
22:30	0	0	0	0	2	0	0	0	0	0	0	0	0	2
22:45	0	1	0	0	0	0	0	0	0	0	0	0	0	1
23:00	0	0	0	1	0	0	0	0	0	0	0	0	0	1
23:15	0	0	0	0	1	0	0	0	0	0	0	0	0	1
23:30	0	0	0	0	1	0	0	0	0	0	0	0	0	1
23:45	0	0	0	0	0	0	0	0	0	0	0	0	0	0
Totals	15	27	162	272	176	171	10	0	0	0	0	0	0	1,033
% of Totals	3%	4%	17%	35%	28%	28%	1%	0%	0%	0%	0%	0%	0%	100%

AM Volumes	7	9	37	85	72	33	5	0	0	0	0	0	0	248		
% AMH	1%	1%	6%	13%	13%	5%	1%	0%	0%	0%	0%	0%	0%	30%		
AM Peak Hour Volume	2	3	9	35	23	11	3	0	0	0	0	0	0	77		
PM Volumes	12	18	138	140	164	40	9	0	0	0	0	0	0	369		
% PM	2%	3%	13%	22%	16%	6%	3%	0%	0%	0%	0%	0%	0%	61%		
PM Peak Hour Volume	1	1	5	14	27	13	3	0	0	0	0	0	0	71		
Directional Peak Periods	AM 7-9			NOON 12-2			PM 4-6			Off Peak Volumes						
All Classes	Volume	% 17%			Volume	% 12%			Volume	% 16%			Volume	% 55%		
	110	77			99	349										

Street Name	Direction	15th	50th	Average	85th	95th	ADT
S Sparks St	North Bound	22	29	28	35	39	635
S Sparks St	South Bound	21	27	27	33	36	536

SPEED

S Sparks St Bet. W Olive Ave & W Oak St

Day: Wednesday
Date: 1/19/2022

City: Burbank
Project #: CA22_020022_018

Summary

Time	<15	15-19	20-24	25-29	30-34	35-39	40-44	45-49	50-54	55-59	60-64	65-69	70+	Total
00:00 AM	0	0	1	0	1	0	0	0	0	0	0	0	0	2
00:15	0	0	0	0	0	0	0	0	0	0	0	0	0	0
00:30	0	0	0	0	1	1	0	0	0	0	0	0	0	2
00:45	0	0	0	0	1	0	0	0	0	0	0	0	0	1
01:00	0	0	0	0	0	0	0	0	0	0	0	0	0	0
01:15	0	0	0	0	0	0	0	0	0	0	0	0	0	0
01:30	0	0	0	0	0	0	0	0	0	0	0	0	0	0
01:45	0	0	1	0	0	0	0	0	0	0	0	0	0	1
02:00	0	0	0	0	0	0	0	0	0	0	0	0	0	0
02:15	0	0	0	0	1	1	0	0	0	0	0	0	0	2
02:30	0	1	0	0	0	0	0	0	0	0	0	0	0	1
02:45	0	0	1	0	1	0	0	0	0	0	0	0	0	2
03:00	0	0	0	0	0	0	0	0	0	0	0	0	0	0
03:15	0	0	0	0	0	0	0	0	0	0	0	0	0	0
03:30	0	0	0	0	0	0	0	0	0	0	0	0	0	0
03:45	0	0	0	0	0	0	0	0	0	0	0	0	0	0
04:00	0	0	0	0	0	0	0	0	0	0	0	0	0	0
04:15	0	0	0	0	0	1	0	0	0	0	0	0	0	1
04:30	0	0	0	1	1	0	0	0	0	0	0	0	0	1
04:45	0	0	0	1	1	0	0	0	0	0	0	0	0	2
05:00	0	0	1	0	0	0	1	0	0	0	0	0	0	2
05:15	1	0	1	0	1	0	0	0	0	0	0	0	0	3
05:30	0	0	1	0	1	0	1	0	0	0	0	0	0	3
05:45	0	0	1	2	1	1	0	0	0	0	0	0	0	5
06:00	0	0	1	1	1	1	0	0	0	0	0	0	0	3
06:15	0	0	3	2	2	2	1	0	0	0	0	0	0	10
06:30	0	0	1	4	2	0	0	0	0	0	0	0	0	7
06:45	1	1	1	1	8	0	0	0	0	0	0	0	0	12
07:00	0	0	5	7	6	3	0	1	0	0	0	0	0	22
07:15	0	1	3	7	3	0	0	0	0	0	0	0	0	14
07:30	0	2	8	14	10	3	0	0	0	0	0	0	0	37
07:45	0	0	2	26	20	8	0	0	0	0	0	0	0	56
08:00	0	0	3	6	3	1	0	0	0	0	0	0	0	13
08:15	0	2	3	8	7	2	0	0	0	0	0	0	0	22
08:30	1	0	4	6	11	0	0	0	0	0	0	0	0	22
08:45	0	0	3	3	7	1	0	0	0	0	0	0	0	14
09:00	0	2	2	3	4	1	0	0	0	0	0	0	0	12
09:15	1	1	2	2	4	0	0	0	0	0	0	0	0	8
09:30	0	2	2	5	2	4	0	0	0	0	0	0	0	15
09:45	0	0	5	6	5	1	0	0	0	0	0	0	0	17
10:00	0	1	6	7	1	2	0	0	0	0	0	0	0	17
10:15	0	0	4	6	3	2	0	0	0	0	0	0	0	15
10:30	0	1	3	4	3	2	1	0	0	0	0	0	0	14
10:45	1	0	1	4	5	2	1	0	0	0	0	0	0	14
11:00	1	0	1	10	6	4	0	0	0	0	0	0	0	22
11:15	0	1	3	5	6	2	0	0	0	0	0	0	0	17
11:30	1	1	5	6	4	1	0	0	0	0	0	0	0	18
11:45	1	0	4	5	4	1	1	0	0	0	0	0	0	16
12:00 PM	0	0	2	9	4	4	0	0	0	0	0	0	0	19
12:15	1	1	4	5	3	1	0	0	0	0	0	0	0	15
12:30	0	1	6	9	8	1	2	0	0	0	0	0	0	27
12:45	1	2	5	9	5	1	0	0	0	0	0	0	0	23
13:00	1	0	2	7	7	3	0	0	0	0	0	0	0	20
13:15	2	0	0	7	2	0	0	0	0	0	0	0	0	11
13:30	0	3	5	3	3	0	0	0	0	0	0	0	0	14
13:45	1	0	2	5	7	5	1	0	0	0	0	0	0	21
14:00	2	1	6	7	2	0	1	0	0	0	0	0	0	19
14:15	0	4	4	6	7	0	0	0	0	0	0	0	0	21
14:30	1	1	8	4	10	2	1	0	0	0	0	0	0	27
14:45	0	0	1	14	10	3	1	0	0	0	0	0	0	29
15:00	1	4	10	20	4	4	0	0	0	0	0	0	0	43
15:15	1	4	4	10	6	2	1	0	0	0	0	0	0	28
15:30	0	1	7	8	5	2	0	0	0	0	0	0	0	23
15:45	1	2	9	8	9	2	0	0	0	0	0	0	0	31
16:00	1	4	5	7	3	0	0	0	0	0	0	0	0	20
16:15	0	3	5	12	4	2	0	0	0	0	0	0	0	26
16:30	0	0	1	6	5	2	0	0	0	0	0	0	0	14
16:45	1	0	5	6	4	1	0	0	0	0	0	0	0	17
17:00	0	1	2	10	9	1	0	0	0	0	0	0	0	23
17:15	0	1	2	10	4	3	0	0	0	0	0	0	0	20
17:30	1	1	11	4	6	2	0	1	0	0	0	0	0	25
17:45	0	1	11	8	6	4	0	0	0	0	0	0	0	30
18:00	0	1	3	4	4	0	0	0	0	0	0	0	0	12
18:15	0	1	2	6	3	0	0	0	0	0	0	0	0	12
18:30	1	0	6	5	1	0	0	0	0	0	0	0	0	13
18:45	0	4	2	6	2	1	0	0	0	0	0	0	0	15
19:00	0	1	2	6	4	2	0	0	0	0	0	0	0	15
19:15	0	0	0	5	4	1	0	0	0	0	0	0	0	10
19:30	0	2	7	7	1	0	0	0	0	0	0	0	0	17
19:45	0	2	3	3	3	0	0	0	0	0	0	0	0	10
20:00	1	1	0	4	4	0	0	0	0	0	0	0	0	10
20:15	0	0	1	3	2	0	0	0	0	0	0	0	0	6
20:30	0	1	2	1	1	0	0	0	0	0	0	0	0	5
20:45	0	0	4	3	3	0	0	0	0	0	0	0	0	10
21:00	0	0	2	2	1	0	0	0	0	0	0	0	0	5
21:15	0	0	2	3	2	1	0	0	0	0	0	0	0	8
21:30	0	1	0	2	3	0	0	0	0	0	0	0	0	6
21:45	0	0	0	7	0	2	0	0	0	0	0	0	0	9
22:00	0	0	0	0	0	0	0	0	0	0	0	0	0	0
22:15	0	0	0	0	1	0	0	0	0	0	0	0	0	4
22:30	1	0	0	0	2	0	0	0	0	0	0	0	0	3
22:45	0	1	0	1	1	0	0	0	0	0	0	0	0	3
23:00	0	0	0	2	0	0	0	0	0	0	0	0	0	2
23:15	0	0	2	0	2	0	0	0	0	0	0	0	0	4
23:30	0	0	0	0	1	0	0	0	0	0	0	0	0	1
23:45	0	0	0	0	0	0	0	0	0	0	0	0	0	0
AM Totals	26	66	218	421	311	160	113	91						1171
% of Totals	2%	6%	20%	36%	27%	14%	10%	8%						100%
AM Volumes	8	16	80	154	133	47	6	1	0	0	0	0	0	445
% AMH	1%	1%	7%	13%	11%	4%	1%	0%						38%
AM Peak Hour	10:45	08:45	07:00	07:00	07:45	07:00	11:45	06:15						07:00
Volume	3	5	18	54	41	14	3	1						129
PM Volumes	18	50	158	267	178	58	9	0	0	0	0	0	0	778
% PM	2%	4%	13%	23%	15%	5%	1%	0%						67%
PM Peak Hour	13:15	15:00	15:00	14:45	14:15	14:30	13:45							14:30
Volume	1	1	30	52	31	11	1							127
Directional Peak Periods														
All Classes			AM 7-9		NOON 12-2		PM 4-6					Off Peak Volumes		
Volume			200		150		175					646		
%			17%		13%		15%					55%		
Street Name	Direction	15th	50th	Average	85th	95th	ADT							
S Sparks St	Summary	22	28	28	34	38	1171							

SPEED

S Sparks St Bet. W Olive Ave & W Oak St

Day: Wednesday

Date: 1/19/2022

City: Burbank

Project #: CA22_020022_018n

North Bound

Time	< 15	15 - 19	20 - 24	25 - 29	30 - 34	35 - 39	40 - 44	45 - 49	50 - 54	55 - 59	60 - 64	65 - 69	70 +	Total
00:00 AM	0	0	0	0	1	1	0	0	0	0	0	0	0	2
01:00	0	0	0	0	0	0	0	0	0	0	0	0	0	0
02:00	0	1	1	0	0	0	0	0	0	0	0	0	0	2
03:00	0	0	0	0	0	0	0	0	0	0	0	0	0	0
04:00	0	0	0	1	0	1	0	0	0	0	0	0	0	2
05:00	1	0	3	2	2	0	1	0	0	0	0	0	0	9
06:00	1	0	5	6	9	1	1	0	0	0	0	0	0	23
07:00	0	2	9	30	23	9	0	0	0	0	0	0	0	73
08:00	1	1	4	13	14	4	0	0	0	0	0	0	0	37
09:00	1	3	5	7	4	4	0	0	0	0	0	0	0	24
10:00	1	1	6	11	8	6	2	0	0	0	0	0	0	35
11:00	2	1	4	15	11	7	1	0	0	0	0	0	0	41
12:00 PM	1	1	5	17	11	5	2	0	0	0	0	0	0	42
13:00	3	0	6	11	10	5	0	0	0	0	0	0	0	35
14:00	2	2	9	17	17	5	3	0	0	0	0	0	0	55
15:00	2	5	12	27	17	8	0	0	0	0	0	0	0	71
16:00	1	2	7	19	12	4	0	0	0	0	0	0	0	45
17:00	1	3	12	21	9	8	0	0	0	0	0	0	0	54
18:00	1	2	8	11	6	0	0	0	0	0	0	0	0	28
19:00	0	1	5	9	9	3	0	0	0	0	0	0	0	27
20:00	1	1	3	3	6	0	0	0	0	0	0	0	0	14
21:00	0	0	1	3	3	2	0	0	0	0	0	0	0	9
22:00	0	1	0	1	2	0	0	0	0	0	0	0	0	4
23:00	0	0	0	1	2	0	0	0	0	0	0	0	0	3
Totals	19	27	105	225	176	73	10							635
% of Totals	3%	4%	17%	35%	28%	11%	2%							100%

AM Volumes	7	9	37	85	72	33	5	0	0	0	0	0	0	248		
% AM	1%	1%	6%	13%	11%	5%	1%							39%		
AM Peak Hour	11:00	09:00	07:00	07:00	07:00	07:00	10:00							07:00		
Volume	2	3	9	30	23	9	2							73		
PM Volumes	12	18	68	140	104	40	5	0	0	0	0	0	0	387		
% PM	2%	3%	11%	22%	16%	6%	1%							61%		
PM Peak Hour	13:00	15:00	15:00	15:00	14:00	15:00	14:00							15:00		
Volume	3	5	12	27	17	8	3							71		
Directional Peak Periods		AM 7-9				NOON 12-2			PM 4-6			Off Peak Volumes				
All Speeds		Volume	↔		%	Volume	↔		%	Volume	↔		%	Volume	↔	
		110			17%	77			12%	99			16%	349		

Street Name	Direction	Percentiles					
		15th	50th	Average	85th	95th	ADT
S Sparks St	North Bound	22	29	28	35	39	635
S Sparks St	South Bound	21	27	27	33	36	536

SPEED

S Sparks St Bet. W Olive Ave & W Oak St

Day: Wednesday

Date: 1/19/2022

City: Burbank

Project #: CA22_020022_018s

South Bound

Time	< 15	15 - 19	20 - 24	25 - 29	30 - 34	35 - 39	40 - 44	45 - 49	50 - 54	55 - 59	60 - 64	65 - 69	70 +	Total
00:00 AM	0	0	1	0	2	0	0	0	0	0	0	0	0	3
01:00	0	0	0	1	0	0	0	0	0	0	0	0	0	1
02:00	0	0	0	0	2	1	0	0	0	0	0	0	0	3
03:00	0	0	0	0	0	0	0	0	0	0	0	0	0	0
04:00	0	0	0	1	1	0	0	0	0	0	0	0	0	2
05:00	0	0	1	1	0	1	1	0	0	0	0	0	0	4
06:00	0	1	0	2	4	2	0	0	0	0	0	0	0	9
07:00	0	1	9	24	16	5	0	1	0	0	0	0	0	56
08:00	0	1	9	10	14	0	0	0	0	0	0	0	0	34
09:00	0	2	6	9	9	2	0	0	0	0	0	0	0	28
10:00	0	1	8	10	4	2	0	0	0	0	0	0	0	25
11:00	1	1	9	11	9	1	0	0	0	0	0	0	0	32
12:00 PM	1	3	12	15	9	2	0	0	0	0	0	0	0	42
13:00	1	3	3	11	9	3	1	0	0	0	0	0	0	31
14:00	1	4	10	14	12	0	0	0	0	0	0	0	0	41
15:00	1	6	18	19	7	2	1	0	0	0	0	0	0	54
16:00	1	5	9	12	4	1	0	0	0	0	0	0	0	32
17:00	0	1	14	11	16	2	0	0	0	0	0	0	0	44
18:00	0	4	5	10	4	1	0	0	0	0	0	0	0	24
19:00	0	4	7	12	2	0	0	0	0	0	0	0	0	25
20:00	0	1	4	8	4	0	0	0	0	0	0	0	0	17
21:00	0	1	1	11	4	2	0	0	0	0	0	0	0	19
22:00	1	0	0	3	2	0	0	0	0	0	0	0	0	6
23:00	0	0	2	1	1	0	0	0	0	0	0	0	0	4
Totals	7	39	128	196	135	27	3	1						536
% of Totals	1%	7%	24%	37%	25%	5%	1%	0%						100%

AM Volumes	1	7	43	69	61	14	1	1	0	0	0	0	0	197			
% AM	0%	1%	8%	13%	11%	3%	0%	0%						37%			
AM Peak Hour	11:00	09:00	07:00	07:00	07:00	07:00	05:00	07:00						07:00			
Volume	1	2	9	24	16	5	1	1						56			
PM Volumes	6	32	85	127	74	13	2	0	0	0	0	0	0	339			
% PM	1%	6%	16%	24%	14%	2%	0%							63%			
PM Peak Hour	12:00	15:00	15:00	15:00	17:00	13:00	13:00							15:00			
Volume	1	6	18	19	16	3	1							54			
Directional Peak Periods		AM 7-9				NOON 12-2			PM 4-6			Off Peak Volumes					
All Speeds		Volume	↔		%	Volume	↔		%	Volume	↔		%	Volume	↔		%
		90			17%	73			14%	76			14%	297			55%

Street Name	Direction	Percentiles					
		15th	50th	Average	85th	95th	ADT
S Sparks St	North Bound	22	29	28	35	39	635
S Sparks St	South Bound	21	27	27	33	36	536

SPEED

S Sparks St Bet. W Olive Ave & W Oak St

Day: Wednesday

Date: 1/19/2022

City: Burbank

Project #: CA22_020022_018

Summary

Time	< 15	15 - 19	20 - 24	25 - 29	30 - 34	35 - 39	40 - 44	45 - 49	50 - 54	55 - 59	60 - 64	65 - 69	70 +	Total
00:00 AM	0	0	1	0	3	1	0	0	0	0	0	0	0	5
01:00	0	0	0	1	0	0	0	0	0	0	0	0	0	1
02:00	0	1	1	0	2	1	0	0	0	0	0	0	0	5
03:00	0	0	0	0	0	0	0	0	0	0	0	0	0	0
04:00	0	0	0	2	1	1	0	0	0	0	0	0	0	4
05:00	1	0	4	3	2	1	2	0	0	0	0	0	0	13
06:00	1	1	5	8	13	3	1	0	0	0	0	0	0	32
07:00	0	3	18	54	39	14	0	1	0	0	0	0	0	129
08:00	1	2	13	23	28	4	0	0	0	0	0	0	0	71
09:00	1	5	11	16	13	6	0	0	0	0	0	0	0	52
10:00	1	2	14	21	12	8	2	0	0	0	0	0	0	60
11:00	3	2	13	26	20	8	1	0	0	0	0	0	0	73
12:00 PM	2	4	17	32	20	7	2	0	0	0	0	0	0	84
13:00	4	3	9	22	19	8	1	0	0	0	0	0	0	66
14:00	3	6	19	31	29	5	3	0	0	0	0	0	0	96
15:00	3	11	30	46	24	10	1	0	0	0	0	0	0	125
16:00	2	7	16	31	16	5	0	0	0	0	0	0	0	77
17:00	1	4	26	32	25	10	0	0	0	0	0	0	0	98
18:00	1	6	13	21	10	1	0	0	0	0	0	0	0	52
19:00	0	5	12	21	11	3	0	0	0	0	0	0	0	52
20:00	1	2	7	11	10	0	0	0	0	0	0	0	0	31
21:00	0	1	2	14	7	4	0	0	0	0	0	0	0	28
22:00	1	1	0	4	4	0	0	0	0	0	0	0	0	10
23:00	0	0	2	2	3	0	0	0	0	0	0	0	0	7
Totals	26	66	233	421	311	100	13	1						1171
% of Totals	2%	6%	20%	36%	27%	9%	1%	0%						100%

AM Volumes	8	16	80	154	133	47	6	1	0	0	0	0	0	445		
% AM	1%	1%	7%	13%	11%	4%	1%	0%						38%		
AM Peak Hour	11:00	09:00	07:00	07:00	07:00	07:00	05:00	07:00						07:00		
Volume	3	5	18	54	39	14	2	1						129		
PM Volumes	18	50	153	267	178	53	7	0	0	0	0	0	0	726		
% PM	2%	4%	13%	23%	15%	5%	1%							62%		
PM Peak Hour	13:00	15:00	15:00	15:00	14:00	15:00	14:00							15:00		
Volume	4	11	30	46	29	10	3							125		
Directional Peak Periods		AM 7-9				NOON 12-2			PM 4-6			Off Peak Volumes				
All Speeds		Volume	↔		%	Volume	↔		%	Volume	↔		%	Volume	↔	
		200			17%	150			13%	175			15%	646		

Street Name	Direction	Percentiles					
		15th	50th	Average	85th	95th	ADT
S Sparks St	Summary	22	28	28	34	38	1171

VOLUME

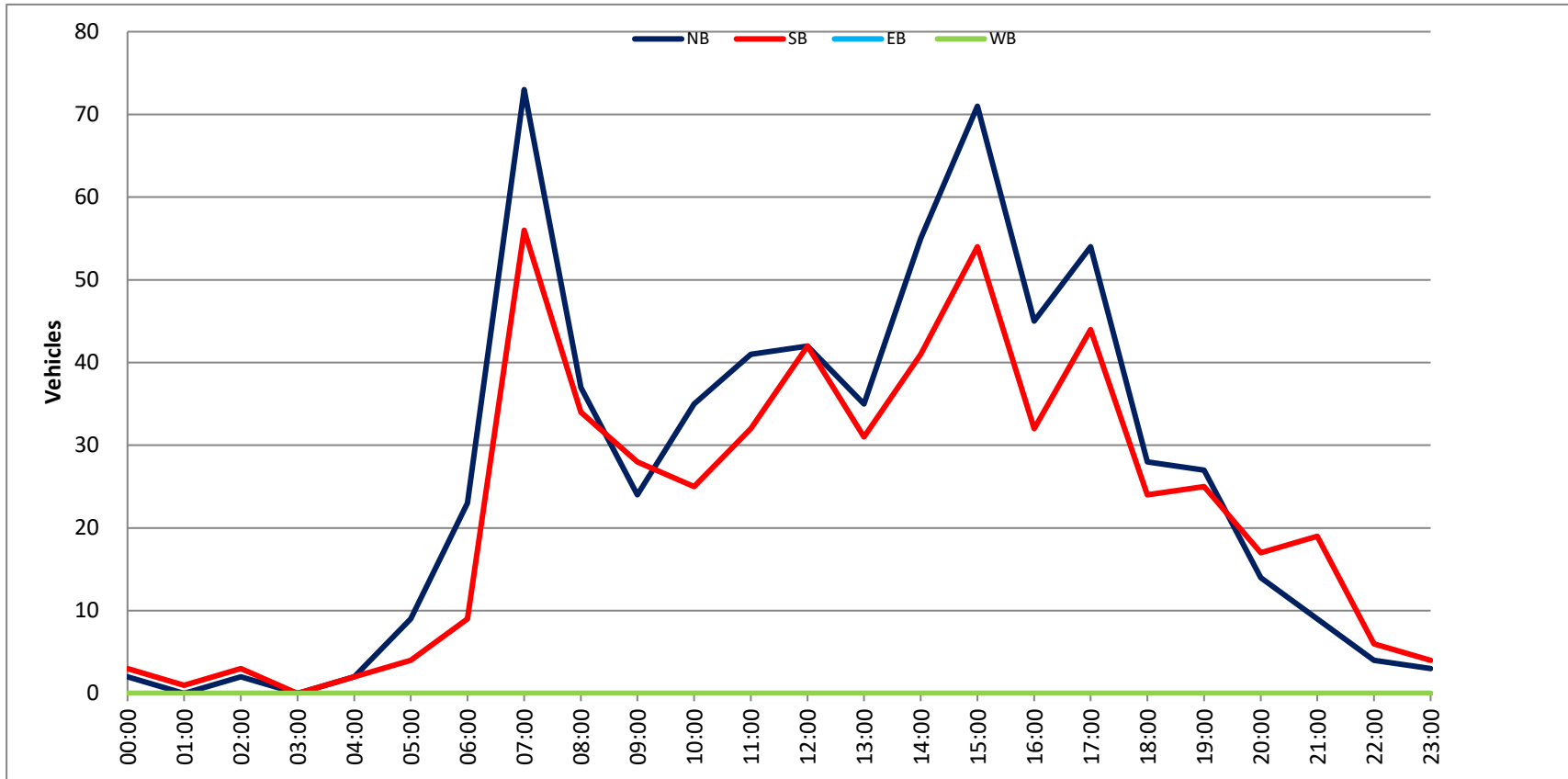
S Sparks St Bet. W Olive Ave & W Oak St

Day: Wednesday
 Date: 1/19/2022

City: Burbank
 Project #: CA22_020022_018

DAILY TOTALS					NB	SB	EB	WB	Total		
					635	536	0	0	1,171		
AM Period	NB	SB	EB	WB	TOTAL	PM Period	NB	SB	EB	WB	TOTAL
00:00	0	2	0	0	2	12:00	9	10	0	0	19
00:15	0	0	0	0		12:15	5	10	0	0	15
00:30	2	0	0	0	2	12:30	16	11	0	0	27
00:45	0	2	1	3	1 5	12:45	12	42	11	42	23 84
01:00	0	0	0	0		13:00	12	8	0	0	20
01:15	0	0	0	0		13:15	7	4	0	0	11
01:30	0	0	0	0		13:30	4	10	0	0	14
01:45	0	1	1	0	1 1	13:45	12	35	9	31	21 66
02:00	0	0	0	0		14:00	9	10	0	0	19
02:15	0	2	0	0	2	14:15	13	8	0	0	21
02:30	1	0	0	0	1	14:30	19	8	0	0	27
02:45	1	2	1	3	2 5	14:45	14	55	15	41	29 96
03:00	0	0	0	0		15:00	20	23	0	0	43
03:15	0	0	0	0		15:15	17	11	0	0	28
03:30	0	0	0	0		15:30	15	8	0	0	23
03:45	0	0	0	0		15:45	19	71	12	54	31 125
04:00	0	0	0	0		16:00	5	15	0	0	20
04:15	1	0	0	0	1	16:15	19	7	0	0	26
04:30	1	0	0	0	1	16:30	10	4	0	0	14
04:45	0	2	2	2	2 4	16:45	11	45	6	32	17 77
05:00	1	1	0	0	2	17:00	9	14	0	0	23
05:15	2	1	0	0	3	17:15	14	6	0	0	20
05:30	3	0	0	0	3	17:30	14	11	0	0	25
05:45	3	9	2	4	5 13	17:45	17	54	13	44	30 98
06:00	2	1	0	0	3	18:00	7	5	0	0	12
06:15	8	2	0	0	10	18:15	9	3	0	0	12
06:30	4	3	0	0	7	18:30	6	7	0	0	13
06:45	9	23	3	9	12 32	18:45	6	28	9	24	15 52
07:00	8	14	0	0	22	19:00	11	4	0	0	15
07:15	6	8	0	0	14	19:15	5	5	0	0	10
07:30	24	13	0	0	37	19:30	7	10	0	0	17
07:45	35	73	21	56	56 129	19:45	4	27	6	25	10 52
08:00	5	8	0	0	13	20:00	6	4	0	0	10
08:15	13	9	0	0	22	20:15	2	4	0	0	6
08:30	12	10	0	0	22	20:30	2	3	0	0	5
08:45	7	37	7	34	14 71	20:45	4	14	6	17	10 31
09:00	4	8	0	0	12	21:00	2	3	0	0	5
09:15	3	5	0	0	8	21:15	2	6	0	0	8
09:30	9	6	0	0	15	21:30	2	4	0	0	6
09:45	8	24	9	28	17 52	21:45	3	9	6	19	9 28
10:00	12	5	0	0	17	22:00	0	0	0	0	0
10:15	9	6	0	0	15	22:15	1	3	0	0	4
10:30	7	7	0	0	14	22:30	2	1	0	0	3
10:45	7	35	7	25	14 60	22:45	1	4	2	6	3 10
11:00	16	6	0	0	22	23:00	1	1	0	0	2
11:15	9	8	0	0	17	23:15	1	3	0	0	4
11:30	10	8	0	0	18	23:30	1	0	0	0	1
11:45	6	41	10	32	16 73	23:45	0	3	0	4	7
TOTALS	248	197			445	TOTALS	387	339			726
SPLIT %	55.7%	44.3%			38.0%	SPLIT %	53.3%	46.7%			62.0%

DAILY TOTALS					NB	SB	EB	WB	Total
					635	536	0	0	1,171
AM Peak Hour	07:30	07:00	07:00	PM Peak Hour	15:00	14:30	14:30		
AM Pk Volume	77	56	129	PM Pk Volume	71	57	127		
Pk Hr Factor	0.550	0.667	0.576	Pk Hr Factor	0.888	0.620	0.738		
7 - 9 Volume	110	90	200	4 - 6 Volume	99	76	175		
7 - 9 Peak Hour	07:30	07:00	07:00	4 - 6 Peak Hour	17:00	17:00	17:00		
7 - 9 Pk Volume	77	56	129	4 - 6 Pk Volume	54	44	98		
Pk Hr Factor	0.550	0.667	0.576	Pk Hr Factor	0.794	0.786	0.817		



SPEED

S Sparks St Bet. W Olive Ave & W Oak St

Day: Thursday
Date: 1/20/2022

City: Burbank
Project #: CA22_020022_018

North Bound

Time	<15	15-19	20-24	25-29	30-34	35-39	40-44	45-49	50-54	55-59	60-64	65-69	70+	Total
00:00 AM	0	0	0	0	0	0	0	0	0	0	0	0	0	0
00:15	0	0	0	0	0	0	0	0	0	0	0	0	0	0
00:30	0	0	0	0	0	0	0	0	0	0	0	0	0	0
00:45	0	0	0	0	0	0	0	0	0	0	0	0	0	0
01:00	0	0	0	0	0	0	0	0	0	0	0	0	0	0
01:15	0	0	0	0	0	0	0	0	0	0	0	0	0	0
01:30	0	0	0	0	0	0	0	0	0	0	0	0	0	0
01:45	0	0	0	0	0	0	0	0	0	0	0	0	0	0
02:00	0	0	0	1	0	0	0	0	0	0	0	0	0	1
02:15	0	0	0	0	0	0	0	0	0	0	0	0	0	0
02:30	0	0	0	0	0	0	0	0	0	0	0	0	0	0
02:45	0	0	0	0	0	0	0	0	0	0	0	0	0	0
03:00	0	0	0	0	0	0	1	0	0	0	0	0	0	1
03:15	0	0	0	0	0	0	0	0	0	0	0	0	0	0
03:30	0	0	0	0	0	0	0	0	0	0	0	0	0	0
03:45	0	0	0	0	0	0	0	0	0	0	0	0	0	0
04:00	0	0	0	0	0	0	0	0	0	0	0	0	0	0
04:15	0	0	0	1	0	0	0	0	0	0	0	0	0	1
04:30	0	0	0	0	0	0	0	0	0	0	0	0	0	0
04:45	0	0	0	0	0	0	0	0	0	0	0	0	0	0
05:00	0	0	1	0	0	0	0	0	0	0	0	0	0	1
05:15	1	0	0	0	0	0	0	0	0	0	0	0	0	1
05:30	0	0	0	0	0	0	0	0	0	0	0	0	0	0
05:45	0	0	1	0	2	0	0	0	0	0	0	0	0	3
06:00	0	1	0	0	0	2	0	0	0	0	0	0	0	3
06:15	0	1	2	3	1	1	0	0	0	0	0	0	0	8
06:30	0	0	1	3	0	0	0	0	0	0	0	0	0	4
06:45	0	0	2	3	1	1	0	0	0	0	0	0	0	7
07:00	0	0	0	2	1	0	0	0	0	0	0	0	0	3
07:15	0	0	0	4	1	0	0	0	0	0	0	0	0	5
07:30	0	1	7	10	4	0	0	0	0	0	0	0	0	22
07:45	1	2	6	15	13	1	0	0	0	0	0	0	0	38
08:00	0	0	3	4	2	1	0	0	0	0	0	0	0	10
08:15	0	0	4	5	4	1	0	0	0	0	0	0	0	14
08:30	1	0	1	0	6	1	0	0	0	0	0	0	0	9
08:45	0	0	0	6	2	1	0	0	0	0	0	0	0	9
09:00	0	0	1	3	3	1	0	0	0	0	0	0	0	8
09:15	0	0	2	2	1	1	0	0	0	0	0	0	0	6
09:30	1	1	2	3	1	0	0	0	0	0	0	0	0	8
09:45	0	1	0	6	3	0	1	0	0	0	0	0	0	11
10:00	1	1	2	5	2	1	0	0	0	0	0	0	0	12
10:15	0	0	0	6	3	1	0	0	0	0	0	0	0	10
10:30	1	0	2	3	2	1	0	0	0	0	0	0	0	9
10:45	1	1	2	1	2	0	0	0	0	0	0	0	0	7
11:00	0	0	0	3	3	3	0	0	0	0	0	0	0	9
11:15	0	1	1	1	3	0	0	0	0	0	0	0	0	6
11:30	0	2	0	1	1	2	1	0	0	0	0	0	0	7
11:45	0	0	1	3	1	1	1	0	0	0	0	0	0	7
12:00 PM	0	2	3	3	6	1	0	0	0	0	0	0	0	15
12:15	0	1	5	1	5	1	0	0	0	0	0	0	0	13
12:30	0	5	1	1	2	1	0	0	0	0	0	0	0	10
12:45	0	3	2	9	5	0	0	0	0	0	0	0	0	19
13:00	1	0	2	4	6	1	0	0	0	0	0	0	0	14
13:15	0	0	3	7	0	0	0	0	0	0	0	0	0	10
13:30	0	1	1	2	4	0	0	0	0	0	0	0	0	8
13:45	0	0	4	2	0	2	0	0	0	0	0	0	0	8
14:00	1	2	4	0	5	1	0	0	0	0	0	0	0	13
14:15	0	0	3	5	1	0	0	0	0	0	0	0	0	9
14:30	0	0	3	4	2	2	0	0	0	0	0	0	0	11
14:45	0	0	1	5	5	4	0	0	0	0	0	0	0	15
15:00	0	4	9	14	10	2	1	0	0	0	0	0	0	40
15:15	0	1	4	9	5	0	0	0	0	0	0	0	0	19
15:30	0	0	2	3	3	3	0	0	0	0	0	0	0	11
15:45	0	3	4	6	4	0	0	0	0	0	0	0	0	17
16:00	1	1	3	3	4	0	0	0	0	0	0	0	0	12
16:15	1	0	2	7	5	3	0	0	0	0	0	0	0	18
16:30	1	0	3	1	2	0	0	0	0	0	0	0	0	7
16:45	1	0	4	3	3	0	0	0	0	0	0	0	0	11
17:00	0	2	6	2	2	0	0	0	0	0	0	0	0	12
17:15	0	0	1	4	4	0	0	0	0	0	0	0	0	9
17:30	0	0	5	3	0	0	0	0	0	0	0	0	0	8
17:45	1	0	5	6	2	2	0	0	0	0	0	0	0	16
18:00	1	0	2	5	3	2	0	0	0	0	0	0	0	13
18:15	1	1	2	2	2	1	0	0	0	0	0	0	0	9
18:30	0	1	3	2	2	0	1	0	0	0	0	0	0	9
18:45	0	0	1	2	0	0	0	0	0	0	0	0	0	3
19:00	0	0	2	4	1	0	0	0	0	0	0	0	0	7
19:15	0	0	1	3	3	0	0	0	0	0	0	0	0	7
19:30	0	0	0	2	1	0	0	0	0	0	0	0	0	3
19:45	0	1	1	3	2	1	0	0	0	0	0	0	0	8
20:00	0	1	2	1	0	0	0	0	0	0	0	0	0	4
20:15	0	0	2	3	2	0	0	0	0	0	0	0	0	7
20:30	0	0	1	2	0	0	0	0	0	0	0	0	0	3
20:45	0	0	1	1	0	0	0	0	0	0	0	0	0	3
21:00	0	0	1	0	0	0	0	0	0	0	0	0	0	1
21:15	0	0	1	1	3	0	0	0	0	0	0	0	0	5
21:30	0	0	0	2	2	0	0	0	0	0	0	0	0	4
21:45	0	0	4	0	1	0	0	0	0	0	0	0	0	2
22:00	0	0	0	0	1	0	0	0	0	0	0	0	0	1
22:15	0	0	0	0	1	0	0	0	0	0	0	0	0	3
22:30	0	0	1	0	1	0	0	0	0	0	0	0	0	2
22:45	0	0	0	0	0	0	0	0	0	0	0	0	0	0
23:00	0	0	0	1	0	0	0	0	0	0	0	0	0	1
23:15	0	0	0	1	1	0	0	0	0	0	0	0	0	2
23:30	0	0	0	0	0	0	0	0	0	0	0	0	0	0
23:45	0	0	0	0	0	0	0	0	0	0	0	0	0	0
ADT Totals	16	42	144	215	172	47	8	0	0	0	0	0	0	1,008
% of Totals	2%	6%	22%	35%	26%	7%	1%	0%	0%	0%	0%	0%	0%	100%

AM Volumes	7	11	42	34	62	20	4	0	0	0	0	0	0	240
% AMH	1%	2%	6%	14%	9%	2%	1%	0%	0%	0%	0%	0%	0%	35%
AM Peak Hour	10:00	11:45	07:30	07:30	07:45	11:00	11:00							07:30
Volume	3	8	20	34	25	6	2							84
PM Volumes	9	34	100	141	110	27	8	0	0	0	0	0	0	493
% PHM	1%	3%	15%	21%	17%	4%	0%							64%
PM Peak Hour	16:00	12:00	15:00	14:30	14:45	14:45	14:15							15:00
Volume	1	1	19	32	23	3	1							87

Street Name	Direction	Percentiles					ADT
		15th	50th	Average	85th	95th	
S Sparks St	North Bound	21	28	28	34	37	663
S Sparks St	South Bound	20	26	26	33	36	567

SPEED

S Sparks St Bet. W Olive Ave & W Oak St

Day: Thursday
Date: 1/20/2022

City: Burbank
Project #: CA22_020022_018n

North Bound

Time	< 15	15 - 19	20 - 24	25 - 29	30 - 34	35 - 39	40 - 44	45 - 49	50 - 54	55 - 59	60 - 64	65 - 69	70 +	Total
00:00 AM	0	0	0	0	0	0	0	0	0	0	0	0	0	0
01:00	0	0	0	0	0	0	0	0	0	0	0	0	0	0
02:00	0	0	0	1	0	0	0	0	0	0	0	0	0	1
03:00	0	0	0	0	0	0	1	0	0	0	0	0	0	1
04:00	0	0	0	1	0	0	0	0	0	0	0	0	0	1
05:00	1	0	2	0	2	0	0	0	0	0	0	0	0	5
06:00	0	1	6	9	2	4	0	0	0	0	0	0	0	22
07:00	1	3	13	31	19	1	0	0	0	0	0	0	0	68
08:00	1	0	8	15	14	4	0	0	0	0	0	0	0	42
09:00	1	2	5	14	8	2	1	0	0	0	0	0	0	33
10:00	3	2	6	15	9	3	0	0	0	0	0	0	0	38
11:00	0	3	2	8	8	6	2	0	0	0	0	0	0	29
12:00 PM	0	11	11	14	18	3	0	0	0	0	0	0	0	57
13:00	1	1	10	15	10	3	0	0	0	0	0	0	0	40
14:00	1	2	11	14	13	7	0	0	0	0	0	0	0	48
15:00	0	8	19	32	22	5	1	0	0	0	0	0	0	87
16:00	4	1	12	14	14	3	0	0	0	0	0	0	0	48
17:00	1	3	17	15	8	2	0	0	0	0	0	0	0	46
18:00	2	2	8	11	7	3	1	0	0	0	0	0	0	34
19:00	0	1	4	12	7	1	0	0	0	0	0	0	0	25
20:00	0	2	6	6	2	0	1	0	0	0	0	0	0	17
21:00	0	0	3	3	6	0	0	0	0	0	0	0	0	12
22:00	0	0	1	3	2	0	0	0	0	0	0	0	0	6
23:00	0	0	0	2	1	0	0	0	0	0	0	0	0	3
Totals	16	42	144	235	172	47	7							663
% of Totals	2%	6%	22%	35%	26%	7%	1%							100%

AM Volumes	7	11	42	94	62	20	4	0	0	0	0	0	0	240		
% AM	1%	2%	6%	14%	9%	3%	1%							36%		
AM Peak Hour	10:00	07:00	07:00	07:00	07:00	11:00	11:00							07:00		
Volume	3	3	13	31	19	6	2							68		
PM Volumes	9	31	102	141	110	27	3	0	0	0	0	0	0	423		
% PM	1%	5%	15%	21%	17%	4%	0%							64%		
PM Peak Hour	16:00	12:00	15:00	15:00	15:00	14:00	15:00							15:00		
Volume	4	11	19	32	22	7	1							87		
Directional Peak Periods		AM 7-9				NOON 12-2			PM 4-6			Off Peak Volumes				
All Speeds		Volume	↔		%	Volume	↔		%	Volume	↔		%	Volume	↔	
		110			17%	97			15%	94			14%	362		

Street Name	Direction	Percentiles					
		15th	50th	Average	85th	95th	ADT
S Sparks St	North Bound	21	28	28	34	37	663
S Sparks St	South Bound	20	26	26	33	36	567

SPEED

S Sparks St Bet. W Olive Ave & W Oak St

Day: Thursday
Date: 1/20/2022

City: Burbank
Project #: CA22_020022_018s

South Bound

Time	< 15	15 - 19	20 - 24	25 - 29	30 - 34	35 - 39	40 - 44	45 - 49	50 - 54	55 - 59	60 - 64	65 - 69	70 +	Total
00:00 AM	0	1	0	2	0	0	0	0	0	0	0	0	0	3
01:00	0	0	0	0	0	0	0	0	0	0	0	0	0	0
02:00	0	0	0	1	0	0	0	0	0	0	0	0	0	1
03:00	0	0	0	0	0	0	0	0	0	0	0	0	0	0
04:00	0	0	0	0	0	0	0	0	0	0	0	0	0	0
05:00	1	1	1	1	1	2	0	0	0	0	0	0	0	7
06:00	0	3	3	1	3	1	0	0	0	0	0	0	0	11
07:00	1	3	20	16	7	2	0	0	0	0	0	0	0	49
08:00	0	1	15	6	5	4	0	0	0	0	0	0	0	31
09:00	1	3	7	13	6	2	1	0	0	0	0	0	0	33
10:00	1	4	8	9	2	1	0	0	0	0	0	0	0	25
11:00	3	0	11	11	8	2	0	0	0	0	0	0	0	35
12:00 PM	2	4	15	6	8	1	0	0	0	0	0	0	0	36
13:00	2	3	12	12	6	2	0	0	0	0	0	0	0	37
14:00	0	3	13	19	11	5	1	0	0	0	0	0	0	52
15:00	2	4	15	14	9	4	0	0	0	0	0	0	0	48
16:00	4	5	13	11	8	1	0	0	0	0	0	0	0	42
17:00	1	5	12	15	8	0	0	0	0	0	0	0	0	41
18:00	3	2	10	16	7	2	0	0	0	0	0	0	0	40
19:00	0	4	7	12	3	2	0	0	0	0	0	0	0	28
20:00	0	0	2	10	1	3	0	0	0	0	0	0	0	16
21:00	0	1	4	10	5	2	0	0	0	0	0	0	0	22
22:00	0	1	2	2	0	0	0	0	0	0	0	0	0	5
23:00	0	0	0	1	4	0	0	0	0	0	0	0	0	5
Totals	21	48	170	188	102	36	2							567
% of Totals	4%	8%	30%	33%	18%	6%	0%							100%

AM Volumes	7	16	65	60	32	14	1	0	0	0	0	0	0	195
% AM	1%	3%	11%	11%	6%	2%	0%							34%
AM Peak Hour	11:00	10:00	07:00	07:00	11:00	08:00	09:00							07:00
Volume	3	4	20	16	8	4	1							49
PM Volumes	14	32	105	128	70	22	1	0	0	0	0	0	0	372
% PM	2%	6%	19%	23%	12%	4%	0%							66%
PM Peak Hour	16:00	16:00	12:00	14:00	14:00	14:00	14:00							14:00
Volume	4	5	15	19	11	5	1							52
Directional Peak Periods		AM 7-9				NOON 12-2			PM 4-6			Off Peak Volumes		
All Speeds		Volume		%	Volume		%	Volume		%	Volume		%	
		80	↔	14%	73	↔	13%	83	↔	15%	331	↔	58%	

Street Name	Direction	Percentiles					
		15th	50th	Average	85th	95th	ADT
S Sparks St	North Bound	21	28	28	34	37	663
S Sparks St	South Bound	20	26	26	33	36	567

SPEED

S Sparks St Bet. W Olive Ave & W Oak St

Day: Thursday
Date: 1/20/2022

City: Burbank
Project #: CA22_020022_018

Summary

Time	< 15	15 - 19	20 - 24	25 - 29	30 - 34	35 - 39	40 - 44	45 - 49	50 - 54	55 - 59	60 - 64	65 - 69	70 +	Total
00:00 AM	0	1	0	2	0	0	0	0	0	0	0	0	0	3
01:00	0	0	0	0	0	0	0	0	0	0	0	0	0	0
02:00	0	0	0	2	0	0	0	0	0	0	0	0	0	2
03:00	0	0	0	0	0	0	1	0	0	0	0	0	0	1
04:00	0	0	0	1	0	0	0	0	0	0	0	0	0	1
05:00	2	1	3	1	3	2	0	0	0	0	0	0	0	12
06:00	0	4	9	10	5	5	0	0	0	0	0	0	0	33
07:00	2	6	33	47	26	3	0	0	0	0	0	0	0	117
08:00	1	1	23	21	19	8	0	0	0	0	0	0	0	73
09:00	2	5	12	27	14	4	2	0	0	0	0	0	0	66
10:00	4	6	14	24	11	4	0	0	0	0	0	0	0	63
11:00	3	3	13	19	16	8	2	0	0	0	0	0	0	64
12:00 PM	2	15	26	20	26	4	0	0	0	0	0	0	0	93
13:00	3	4	22	27	16	5	0	0	0	0	0	0	0	77
14:00	1	5	24	33	24	12	1	0	0	0	0	0	0	100
15:00	2	12	34	46	31	9	1	0	0	0	0	0	0	135
16:00	8	6	25	25	22	4	0	0	0	0	0	0	0	90
17:00	2	8	29	30	16	2	0	0	0	0	0	0	0	87
18:00	5	4	18	27	14	5	1	0	0	0	0	0	0	74
19:00	0	5	11	24	10	3	0	0	0	0	0	0	0	53
20:00	0	2	8	16	3	3	1	0	0	0	0	0	0	33
21:00	0	1	7	13	11	2	0	0	0	0	0	0	0	34
22:00	0	1	3	5	2	0	0	0	0	0	0	0	0	11
23:00	0	0	0	3	5	0	0	0	0	0	0	0	0	8
Totals	37	90	314	423	274	83	9							1230
% of Totals	3%	7%	26%	34%	22%	7%	1%							100%

AM Volumes	14	27	107	154	94	34	5	0	0	0	0	0	0	435		
% AM	1%	2%	9%	13%	8%	3%	0%							35%		
AM Peak Hour	10:00	07:00	07:00	07:00	07:00	08:00	09:00							07:00		
Volume	4	6	33	47	26	8	2							117		
PM Volumes	23	63	207	269	180	49	4	0	0	0	0	0	0	795		
% PM	2%	5%	17%	22%	15%	4%	0%							65%		
PM Peak Hour	16:00	12:00	15:00	15:00	15:00	14:00	14:00							15:00		
Volume	8	15	34	46	31	12	1							135		
Directional Peak Periods		AM 7-9				NOON 12-2			PM 4-6			Off Peak Volumes				
All Speeds		Volume	↔		%	Volume	↔		%	Volume	↔		%	Volume	↔	
		190			15%	170			14%	177			14%	693		

Street Name	Direction	Percentiles					
		15th	50th	Average	85th	95th	ADT
S Sparks St	Summary	21	27	27	33	37	1230

VOLUME

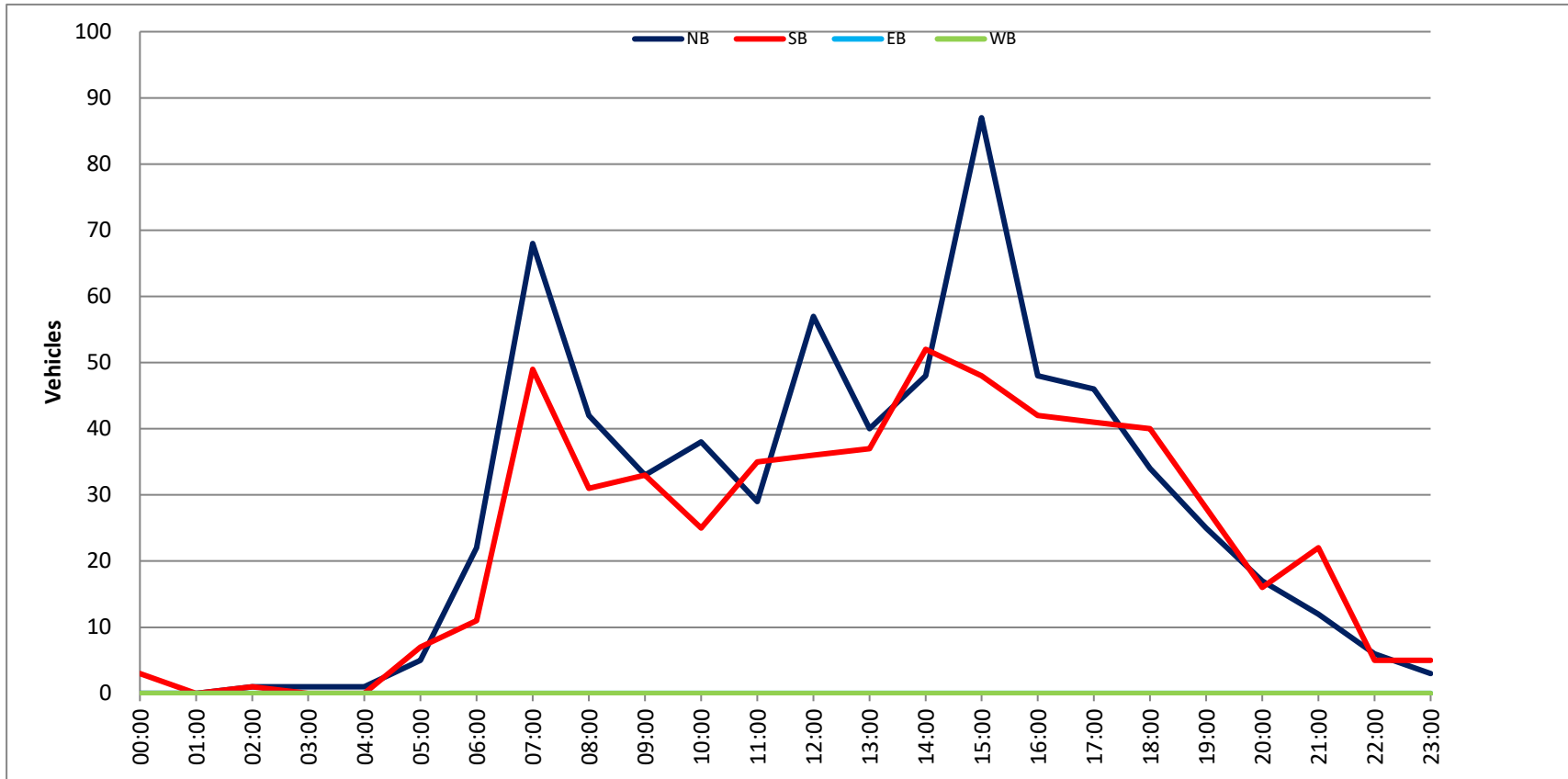
S Sparks St Bet. W Olive Ave & W Oak St

Day: Thursday
 Date: 1/20/2022

City: Burbank
 Project #: CA22_020022_018

DAILY TOTALS					NB	SB	EB	WB	Total		
					663	567	0	0	1,230		
AM Period	NB	SB	EB	WB	TOTAL	PM Period	NB	SB	EB	WB	TOTAL
00:00	0	0	0	0		12:00	15	3	0	0	18
00:15	0	0	0	0		12:15	13	15	0	0	28
00:30	0	1	0	0	1	12:30	10	9	0	0	19
00:45	0	2	3	0	2 3	12:45	19	57	9	36	28 93
01:00	0	0	0	0		13:00	14	11	0	0	25
01:15	0	0	0	0		13:15	10	9	0	0	19
01:30	0	0	0	0		13:30	8	13	0	0	21
01:45	0	0	0	0		13:45	8	40	4	37	12 77
02:00	1	1	0	0	2	14:00	13	13	0	0	26
02:15	0	0	0	0		14:15	9	9	0	0	18
02:30	0	0	0	0		14:30	11	17	0	0	28
02:45	0	1	0	1	0 2	14:45	15	48	13	52	28 100
03:00	1	0	0	0	1	15:00	40	18	0	0	58
03:15	0	0	0	0		15:15	19	14	0	0	33
03:30	0	0	0	0		15:30	11	11	0	0	22
03:45	0	1	0	0	1	15:45	17	87	5	48	22 135
04:00	0	0	0	0		16:00	12	9	0	0	21
04:15	1	0	0	0	1	16:15	18	9	0	0	27
04:30	0	0	0	0		16:30	7	9	0	0	16
04:45	0	1	0	0	1	16:45	11	48	15	42	26 90
05:00	1	1	0	0	2	17:00	12	15	0	0	27
05:15	1	1	0	0	2	17:15	9	6	0	0	15
05:30	0	2	0	0	2	17:30	9	12	0	0	21
05:45	3	5	3	7	6 12	17:45	16	46	8	41	24 87
06:00	3	0	0	0	3	18:00	13	3	0	0	16
06:15	8	3	0	0	11	18:15	9	15	0	0	24
06:30	4	3	0	0	7	18:30	9	14	0	0	23
06:45	7	22	5	11	12 33	18:45	3	34	8	40	11 74
07:00	3	4	0	0	7	19:00	7	3	0	0	10
07:15	5	8	0	0	13	19:15	7	6	0	0	13
07:30	22	20	0	0	42	19:30	3	8	0	0	11
07:45	38	68	17	49	55 117	19:45	8	25	11	28	19 53
08:00	10	7	0	0	17	20:00	4	7	0	0	11
08:15	14	9	0	0	23	20:15	7	4	0	0	11
08:30	9	10	0	0	19	20:30	3	2	0	0	5
08:45	9	42	5	31	14 73	20:45	3	17	3	16	6 33
09:00	8	8	0	0	16	21:00	1	5	0	0	6
09:15	6	9	0	0	15	21:15	5	11	0	0	16
09:30	8	6	0	0	14	21:30	4	5	0	0	9
09:45	11	33	10	33	21 66	21:45	2	12	1	22	3 34
10:00	12	9	0	0	21	22:00	1	1	0	0	2
10:15	10	3	0	0	13	22:15	3	2	0	0	5
10:30	9	9	0	0	18	22:30	2	0	0	0	2
10:45	7	38	4	25	11 63	22:45	0	6	2	5	2 11
11:00	9	9	0	0	18	23:00	1	3	0	0	4
11:15	6	6	0	0	12	23:15	2	2	0	0	4
11:30	7	8	0	0	15	23:30	0	0	0	0	
11:45	7	29	12	35	19 64	23:45	0	3	0	5	8
TOTALS	240	195			435	TOTALS	423	372			795
SPLIT %	55.2%	44.8%			35.4%	SPLIT %	53.2%	46.8%			64.6%

DAILY TOTALS					NB	SB	EB	WB	Total
					663	567	0	0	1,230
AM Peak Hour	07:30	07:30		07:30	PM Peak Hour	15:00	14:30		14:30
AM Pk Volume	84	53		137	PM Pk Volume	87	62		147
Pk Hr Factor	0.553	0.663		0.623	Pk Hr Factor	0.544	0.861		0.634
7 - 9 Volume	110	80	0	190	4 - 6 Volume	94	83	0	177
7 - 9 Peak Hour	07:30	07:30		07:30	4 - 6 Peak Hour	16:00	16:15		16:15
7 - 9 Pk Volume	84	53	0	137	4 - 6 Pk Volume	48	48	0	96
Pk Hr Factor	0.553	0.663	0.000	0.623	Pk Hr Factor	0.667	0.800	0.000	0.889



SPEED

S Beachwood Dr Bet. W Oak St. & W Alameda Ave

Day: Tuesday
Date: 1/18/2022

City: Burbank
Project #: CA22_020022_022

Summary

Table with columns: Time, <15, 15-19, 20-24, 25-29, 30-34, 35-39, 40-44, 45-49, 50-54, 55-59, 60-64, 65-69, 70+, Total. Rows include AM and PM hourly intervals from 00:00 to 23:45.

Summary statistics table including AM Volumes, PM Volumes, Directional Peak Periods (All Classes, AM 7-9, NOON 12-2, PM 4-6, Off Peak Volumes) with Volume and % values.

Street Name, Direction, Percentiles (15th, 50th, Average, 85th, 95th), ADT for S Beachwood Dr.

SPEED

S Beachwood Dr Bet. W Oak St. & W Alameda Ave

Day: Tuesday
Date: 1/18/2022

City: Burbank
Project #: CA22_020022_022n

North Bound

Time	< 15	15 - 19	20 - 24	25 - 29	30 - 34	35 - 39	40 - 44	45 - 49	50 - 54	55 - 59	60 - 64	65 - 69	70 +	Total
00:00 AM	0	1	0	2	0	0	0	0	0	0	0	0	0	3
01:00	0	0	1	0	0	0	0	0	0	0	0	0	0	1
02:00	0	0	0	1	0	0	0	0	0	0	0	0	0	1
03:00	0	0	0	0	0	0	0	0	0	0	0	0	0	0
04:00	0	0	0	1	0	0	0	0	0	0	0	0	0	1
05:00	0	1	1	2	0	0	0	0	0	0	0	0	0	4
06:00	2	1	0	1	1	1	0	0	0	0	0	0	0	6
07:00	0	1	7	4	3	1	0	0	0	0	0	0	0	16
08:00	1	3	2	8	2	1	0	0	0	0	0	0	0	17
09:00	0	0	6	7	5	0	0	0	0	0	0	0	0	18
10:00	0	2	3	9	2	1	0	0	0	0	0	0	0	17
11:00	1	1	3	14	9	0	0	0	0	0	0	0	0	28
12:00 PM	1	2	3	15	6	2	1	0	0	0	0	0	0	30
13:00	2	3	7	6	4	0	0	0	0	0	0	0	0	22
14:00	1	3	9	14	8	2	1	0	0	0	0	0	0	38
15:00	1	4	10	9	2	0	0	0	0	0	0	0	0	26
16:00	2	1	4	15	1	0	0	0	0	0	0	0	0	23
17:00	0	0	6	7	1	1	0	0	0	0	0	0	0	15
18:00	2	5	5	12	4	1	0	0	0	0	0	0	0	29
19:00	0	5	5	8	0	0	0	0	0	0	0	0	0	18
20:00	0	0	3	6	1	0	0	0	0	0	0	0	0	10
21:00	1	1	3	1	1	0	0	0	0	0	0	0	0	7
22:00	0	0	3	1	1	0	0	0	0	0	0	0	0	5
23:00	0	1	1	1	0	0	0	0	0	0	0	0	0	3
Totals	14	35	82	144	51	10	2							338
% of Totals	4%	10%	24%	43%	15%	3%	1%							100%

AM Volumes	4	10	23	49	22	4	0	0	0	0	0	0	0	112		
% AM	1%	3%	7%	14%	7%	1%								33%		
AM Peak Hour	06:00	08:00	07:00	11:00	11:00	06:00								11:00		
Volume	2	3	7	14	9	1								28		
PM Volumes	10	25	59	95	29	6	2	0	0	0	0	0	0	226		
% PM	3%	7%	17%	28%	9%	2%	1%							67%		
PM Peak Hour	13:00	18:00	15:00	12:00	14:00	12:00	12:00							14:00		
Volume	2	5	10	15	8	2	1							38		
Directional Peak Periods		AM 7-9				NOON 12-2			PM 4-6			Off Peak Volumes				
All Speeds		Volume	↔		%	Volume	↔		%	Volume	↔		%	Volume	↔	
		33			10%	52			15%	38			11%	215		

Street Name	Direction	Percentiles					
		15th	50th	Average	85th	95th	ADT
S Beachwood Dr	North Bound	20	26	26	31	35	338
S Beachwood Dr	South Bound	21	27	27	33	38	309

SPEED

S Beachwood Dr Bet. W Oak St. & W Alameda Ave

Day: Tuesday
Date: 1/18/2022

City: Burbank
Project #: CA22_020022_022s

South Bound

Time	< 15	15 - 19	20 - 24	25 - 29	30 - 34	35 - 39	40 - 44	45 - 49	50 - 54	55 - 59	60 - 64	65 - 69	70 +	Total
00:00 AM	0	0	0	1	0	0	0	0	0	0	0	0	0	1
01:00	0	0	0	0	0	0	0	0	0	0	0	0	0	0
02:00	0	0	0	0	0	0	0	0	0	0	0	0	0	0
03:00	0	0	0	0	0	0	0	0	0	0	0	0	0	0
04:00	0	1	0	0	0	0	0	0	0	0	0	0	0	1
05:00	0	1	1	0	0	1	1	0	0	0	0	0	0	4
06:00	1	0	1	7	3	3	3	0	0	0	0	0	0	18
07:00	1	3	9	10	11	1	0	0	0	0	0	0	0	35
08:00	3	2	8	5	4	3	0	0	0	0	0	0	0	25
09:00	0	1	7	10	5	1	1	0	0	0	0	0	0	25
10:00	0	1	8	4	1	1	0	0	0	0	0	0	0	15
11:00	1	2	2	6	3	1	1	0	0	0	0	0	0	16
12:00 PM	0	0	11	9	7	1	0	0	0	0	0	0	0	28
13:00	0	1	4	7	3	1	0	0	0	0	0	0	0	16
14:00	0	4	5	3	6	3	0	0	0	0	0	0	0	21
15:00	3	1	9	6	5	1	0	0	0	0	0	0	0	25
16:00	1	3	6	16	1	0	1	0	0	0	0	0	0	28
17:00	0	1	3	5	3	0	0	0	0	0	0	0	0	12
18:00	2	1	3	4	5	0	0	0	0	0	0	0	0	15
19:00	1	1	2	2	0	0	0	0	0	0	0	0	0	6
20:00	0	0	3	3	1	0	0	0	0	0	0	0	0	7
21:00	0	0	2	1	2	0	1	0	0	0	0	0	0	6
22:00	0	0	0	1	1	1	0	0	0	0	0	0	0	3
23:00	0	0	1	0	1	0	0	0	0	0	0	0	0	2
Totals	13	23	85	100	62	18	8							309
% of Totals	4%	7%	28%	32%	20%	6%	3%							100%

AM Volumes	6	11	36	43	27	11	6	0	0	0	0	0	0	140		
% AM	2%	4%	12%	14%	9%	4%	2%							45%		
AM Peak Hour	08:00	07:00	07:00	07:00	07:00	06:00	06:00							07:00		
Volume	3	3	9	10	11	3	3							35		
PM Volumes	7	12	49	57	35	7	2	0	0	0	0	0	0	169		
% PM	2%	4%	16%	18%	11%	2%	1%							55%		
PM Peak Hour	15:00	14:00	12:00	16:00	12:00	14:00	16:00							12:00		
Volume	3	4	11	16	7	3	1							28		
Directional Peak Periods		AM 7-9				NOON 12-2				PM 4-6				Off Peak Volumes		
All Speeds		Volume	↔		%	Volume	↔		%	Volume	↔		%	Volume	↔	
		60			19%	44			14%	40			13%	165		

Street Name	Direction	Percentiles					
		15th	50th	Average	85th	95th	ADT
S Beachwood Dr	North Bound	20	26	26	31	35	338
S Beachwood Dr	South Bound	21	27	27	33	38	309

SPEED

S Beachwood Dr Bet. W Oak St. & W Alameda Ave

Day: Tuesday
Date: 1/18/2022

City: Burbank
Project #: CA22_020022_022

Summary

Time	< 15	15 - 19	20 - 24	25 - 29	30 - 34	35 - 39	40 - 44	45 - 49	50 - 54	55 - 59	60 - 64	65 - 69	70 +	Total
00:00 AM	0	1	0	3	0	0	0	0	0	0	0	0	0	4
01:00	0	0	1	0	0	0	0	0	0	0	0	0	0	1
02:00	0	0	0	1	0	0	0	0	0	0	0	0	0	1
03:00	0	0	0	0	0	0	0	0	0	0	0	0	0	0
04:00	0	1	0	1	0	0	0	0	0	0	0	0	0	2
05:00	0	2	2	2	0	1	1	0	0	0	0	0	0	8
06:00	3	1	1	8	4	4	3	0	0	0	0	0	0	24
07:00	1	4	16	14	14	2	0	0	0	0	0	0	0	51
08:00	4	5	10	13	6	4	0	0	0	0	0	0	0	42
09:00	0	1	13	17	10	1	1	0	0	0	0	0	0	43
10:00	0	3	11	13	3	2	0	0	0	0	0	0	0	32
11:00	2	3	5	20	12	1	1	0	0	0	0	0	0	44
12:00 PM	1	2	14	24	13	3	1	0	0	0	0	0	0	58
13:00	2	4	11	13	7	1	0	0	0	0	0	0	0	38
14:00	1	7	14	17	14	5	1	0	0	0	0	0	0	59
15:00	4	5	19	15	7	1	0	0	0	0	0	0	0	51
16:00	3	4	10	31	2	0	1	0	0	0	0	0	0	51
17:00	0	1	9	12	4	1	0	0	0	0	0	0	0	27
18:00	4	6	8	16	9	1	0	0	0	0	0	0	0	44
19:00	1	6	7	10	0	0	0	0	0	0	0	0	0	24
20:00	0	0	6	9	2	0	0	0	0	0	0	0	0	17
21:00	1	1	5	2	3	0	1	0	0	0	0	0	0	13
22:00	0	0	3	2	2	1	0	0	0	0	0	0	0	8
23:00	0	1	2	1	1	0	0	0	0	0	0	0	0	5
Totals	27	58	167	244	113	28	10							647
% of Totals	4%	9%	26%	38%	17%	4%	2%							100%

AM Volumes	10	21	59	92	49	15	6	0	0	0	0	0	0	252		
% AM	2%	3%	9%	14%	8%	2%	1%							39%		
AM Peak Hour	08:00	08:00	07:00	11:00	07:00	06:00	06:00							07:00		
Volume	4	5	16	20	14	4	3							51		
PM Volumes	17	37	108	152	64	13	4	0	0	0	0	0	0	395		
% PM	3%	6%	17%	23%	10%	2%	1%							61%		
PM Peak Hour	15:00	14:00	15:00	16:00	14:00	14:00	12:00							14:00		
Volume	4	7	19	31	14	5	1							59		
Directional Peak Periods		AM 7-9				NOON 12-2				PM 4-6				Off Peak Volumes		
All Speeds		Volume	↔		%	Volume	↔		%	Volume	↔		%	Volume	↔	
		93	14%		96	15%		78	12%		380		59%			

Street Name	Direction	Percentiles					
		15th	50th	Average	85th	95th	ADT
S Beachwood Dr	Summary	20	26	26	32	36	647

VOLUME

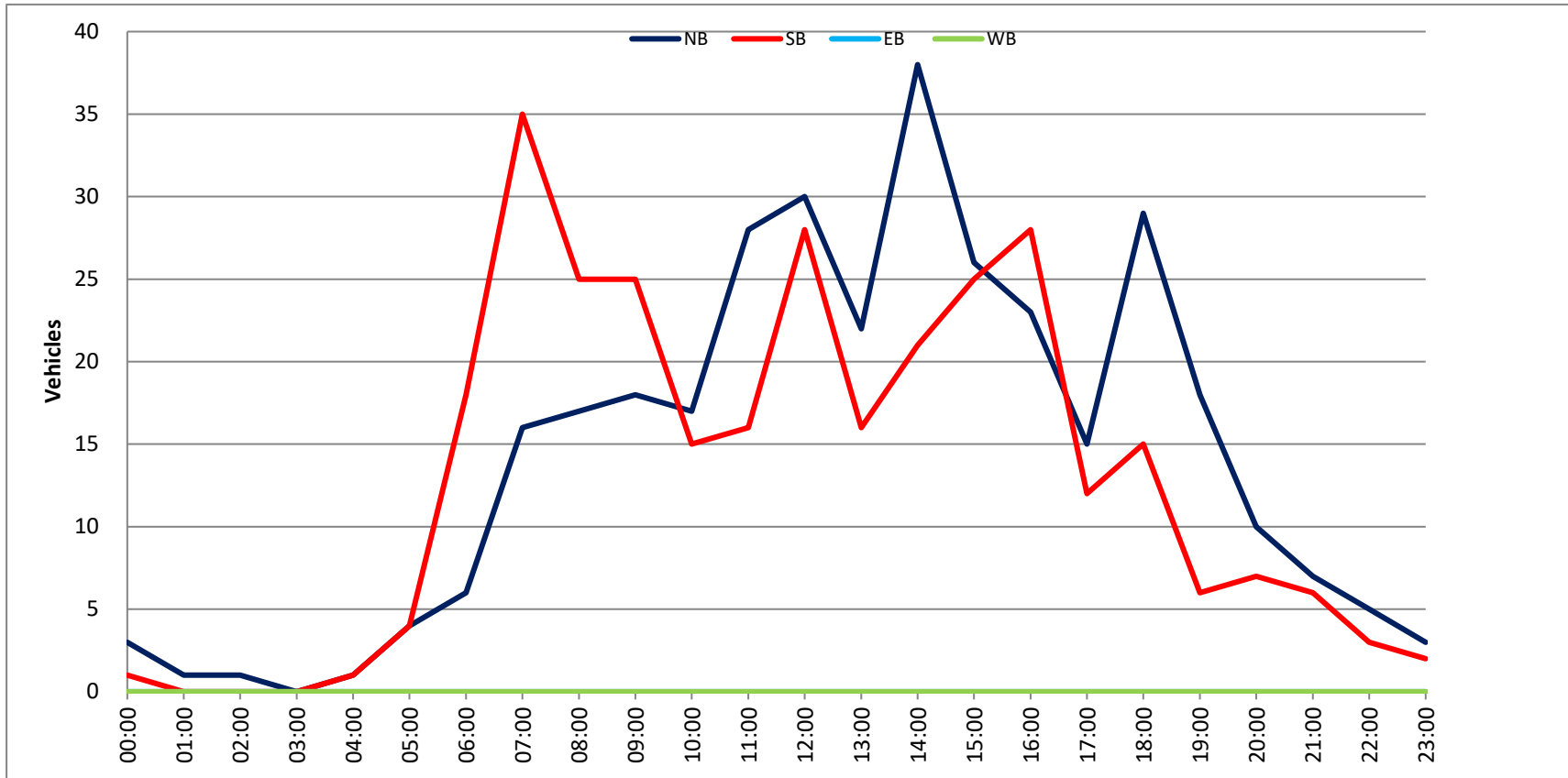
S Beachwood Dr Bet. W Oak St. & W Alameda Ave

Day: Tuesday
 Date: 1/18/2022

City: Burbank
 Project #: CA22_020022_022

DAILY TOTALS					NB	SB	EB	WB	Total		
					338	309	0	0	647		
AM Period	NB	SB	EB	WB	TOTAL	PM Period	NB	SB	EB	WB	TOTAL
00:00	0	0	0	0		12:00	6	10	0	0	16
00:15	1	0	0	0	1	12:15	9	6	0	0	15
00:30	0	0	0	0		12:30	9	6	0	0	15
00:45	2	3	1	1	3	12:45	6	30	6	28	12
01:00	1	0	0	0	1	13:00	5	5	0	0	10
01:15	0	0	0	0		13:15	8	3	0	0	11
01:30	0	0	0	0		13:30	3	8	0	0	11
01:45	0	1	0	0	1	13:45	6	22	0	16	6
02:00	1	0	0	0	1	14:00	6	5	0	0	11
02:15	0	0	0	0		14:15	11	5	0	0	16
02:30	0	0	0	0		14:30	10	4	0	0	14
02:45	0	1	0	0	1	14:45	11	38	7	21	18
03:00	0	0	0	0		15:00	4	8	0	0	12
03:15	0	0	0	0		15:15	5	9	0	0	14
03:30	0	0	0	0		15:30	11	5	0	0	16
03:45	0	0	0	0		15:45	6	26	3	25	9
04:00	1	0	0	0	1	16:00	10	5	0	0	15
04:15	0	0	0	0		16:15	5	8	0	0	13
04:30	0	0	0	0		16:30	5	11	0	0	16
04:45	0	1	1	1	1	16:45	3	23	4	28	7
05:00	0	1	0	0	1	17:00	0	3	0	0	3
05:15	1	1	0	0	2	17:15	3	3	0	0	6
05:30	1	1	0	0	2	17:30	8	2	0	0	10
05:45	2	4	1	4	3	17:45	4	15	4	12	8
06:00	0	4	0	0	4	18:00	7	4	0	0	11
06:15	3	3	0	0	6	18:15	7	5	0	0	12
06:30	2	6	0	0	8	18:30	7	4	0	0	11
06:45	1	6	5	18	6	18:45	8	29	2	15	10
07:00	0	9	0	0	9	19:00	6	2	0	0	8
07:15	1	5	0	0	6	19:15	5	2	0	0	7
07:30	8	9	0	0	17	19:30	2	1	0	0	3
07:45	7	16	12	35	19	19:45	5	18	1	6	6
08:00	4	8	0	0	12	20:00	5	2	0	0	7
08:15	4	6	0	0	10	20:15	3	3	0	0	6
08:30	2	8	0	0	10	20:30	1	1	0	0	2
08:45	7	17	3	25	10	20:45	1	10	1	7	2
09:00	3	2	0	0	5	21:00	0	1	0	0	1
09:15	4	8	0	0	12	21:15	5	2	0	0	7
09:30	8	8	0	0	16	21:30	1	1	0	0	2
09:45	3	18	7	25	10	21:45	1	7	2	6	3
10:00	3	2	0	0	5	22:00	2	2	0	0	4
10:15	2	7	0	0	9	22:15	2	0	0	0	2
10:30	6	6	0	0	12	22:30	0	1	0	0	1
10:45	6	17	0	15	6	22:45	1	5	0	3	1
11:00	5	4	0	0	9	23:00	1	2	0	0	3
11:15	9	8	0	0	17	23:15	0	0	0	0	
11:30	9	3	0	0	12	23:30	1	0	0	0	1
11:45	5	28	1	16	6	23:45	1	3	0	2	1
TOTALS	112	140			252	TOTALS	226	169			395
SPLIT %	44.4%	55.6%			38.9%	SPLIT %	57.2%	42.8%			61.1%

DAILY TOTALS					NB	SB	EB	WB	Total
					338	309	0	0	647
AM Peak Hour	10:45	07:00		07:30	PM Peak Hour	14:00	14:45		14:15
AM Pk Volume	29	35		58	PM Pk Volume	38	29		60
Pk Hr Factor	0.806	0.729		0.763	Pk Hr Factor	0.864	0.806		0.833
7 - 9 Volume	33	60	0	93	4 - 6 Volume	38	40	0	78
7 - 9 Peak Hour	07:30	07:00		07:30	4 - 6 Peak Hour	16:00	16:00		16:00
7 - 9 Pk Volume	23	35	0	58	4 - 6 Pk Volume	23	28	0	51
Pk Hr Factor	0.719	0.729	0.000	0.763	Pk Hr Factor	0.575	0.636	0.000	0.797



SPEED

S Beachwood Dr Bet. W Oak St. & W Alameda Ave

Day: Wednesday
Date: 1/19/2022

City: Burbank
Project #: CA22_020022_022n

North Bound

Time	<15	15-19	20-24	25-29	30-34	35-39	40-44	45-49	50-54	55-59	60-64	65-69	70+	Total
00:00 AM	0	0	0	0	0	0	0	0	0	0	0	0	0	0
00:15	0	0	0	0	0	0	0	0	0	0	0	0	0	1
00:30	0	0	0	0	0	0	0	0	0	0	0	0	0	0
00:45	0	0	0	0	0	0	0	0	0	0	0	0	0	0
01:00	0	0	0	0	0	0	0	0	0	0	0	0	0	0
01:15	0	0	0	0	0	0	0	0	0	0	0	0	0	0
01:30	0	0	0	0	0	0	0	0	0	0	0	0	0	0
01:45	0	0	0	0	0	0	0	0	0	0	0	0	0	0
02:00	0	0	0	0	0	0	0	0	0	0	0	0	0	0
02:15	0	0	1	0	0	0	0	0	0	0	0	0	0	1
02:30	0	0	0	0	0	0	0	0	0	0	0	0	0	0
02:45	0	0	0	0	0	0	0	0	0	0	0	0	0	0
03:00	0	0	0	0	0	0	0	0	0	0	0	0	0	0
03:15	0	0	0	0	1	0	0	0	0	0	0	0	0	1
03:30	0	0	0	0	0	0	0	0	0	0	0	0	0	0
03:45	0	0	0	0	0	0	0	0	0	0	0	0	0	0
04:00	0	0	0	0	0	0	0	0	0	0	0	0	0	0
04:15	0	0	0	0	0	0	0	0	0	0	0	0	0	0
04:30	0	0	0	0	0	0	0	0	0	0	0	0	0	0
04:45	0	0	0	0	0	0	0	0	0	0	0	0	0	0
05:00	0	0	0	0	0	0	0	0	0	0	0	0	0	0
05:15	0	0	0	0	1	0	0	0	0	0	0	0	0	1
05:30	0	0	0	0	0	0	1	0	0	0	0	0	0	1
05:45	0	1	0	0	1	0	0	0	0	0	0	0	0	2
06:00	0	0	1	0	0	0	0	0	0	0	0	0	0	1
06:15	0	0	2	0	1	0	0	0	0	0	0	0	0	3
06:30	1	0	0	1	0	0	0	0	0	0	0	0	0	2
06:45	0	0	0	1	0	0	0	0	0	0	0	0	0	1
07:00	0	0	1	0	1	0	0	0	0	0	0	0	0	2
07:15	0	0	1	0	0	0	0	0	0	0	0	0	0	1
07:30	0	1	2	2	1	0	0	0	0	0	0	0	0	6
07:45	0	1	4	2	1	1	0	0	0	0	0	0	0	9
08:00	2	0	4	2	0	0	0	0	0	0	0	0	0	8
08:15	0	1	3	1	0	0	0	0	0	0	0	0	0	6
08:30	0	0	2	2	0	0	0	0	0	0	0	0	0	4
08:45	0	0	3	1	0	0	0	0	0	0	0	0	0	4
09:00	0	0	1	2	1	0	0	0	0	0	0	0	0	4
09:15	0	0	1	0	1	0	0	0	0	0	0	0	0	2
09:30	0	3	1	1	1	0	0	0	0	0	0	0	0	6
09:45	0	3	1	2	0	0	0	0	0	0	0	0	0	6
10:00	1	1	2	3	1	0	0	0	0	0	0	0	0	8
10:15	0	0	2	2	1	0	0	0	0	0	0	0	0	5
10:30	1	0	2	6	0	0	0	0	0	0	0	0	0	9
10:45	0	0	3	2	1	1	0	0	0	0	0	0	0	7
11:00	0	1	2	1	0	0	0	0	0	0	0	0	0	4
11:15	0	0	1	0	2	0	0	0	0	0	0	0	0	3
11:30	0	1	1	0	2	0	0	0	0	0	0	0	0	4
11:45	0	0	5	2	0	1	1	0	0	0	0	0	0	9
12:00 PM	0	0	3	2	0	0	0	0	0	0	0	0	0	5
12:15	0	0	3	1	2	2	0	0	0	0	0	0	0	8
12:30	0	0	1	1	4	0	0	0	0	0	0	0	0	6
12:45	1	3	3	1	1	0	1	0	0	0	0	0	0	10
13:00	0	0	0	2	1	0	0	0	0	0	0	0	0	3
13:15	0	0	2	4	0	1	0	0	0	0	0	0	0	7
13:30	0	0	1	2	3	0	0	0	0	0	0	0	0	6
13:45	0	0	5	3	3	0	0	0	0	0	0	0	0	11
14:00	1	0	2	1	0	0	0	0	0	0	0	0	0	4
14:15	2	5	2	5	2	0	0	0	0	0	0	0	0	16
14:30	0	4	5	0	0	0	0	0	0	0	0	0	0	9
14:45	0	4	3	6	4	0	0	0	0	0	0	0	0	17
15:00	1	1	5	4	2	0	0	0	0	0	0	0	0	13
15:15	1	0	3	4	2	0	0	0	0	0	0	0	0	10
15:30	0	0	3	1	1	0	0	0	0	0	0	0	0	5
15:45	0	0	2	3	1	0	0	0	0	0	0	0	0	6
16:00	0	0	2	3	1	1	0	0	0	0	0	0	0	7
16:15	1	0	3	2	2	0	0	0	0	0	0	0	0	8
16:30	0	0	1	3	0	0	0	0	0	0	0	0	0	4
16:45	0	1	1	1	2	0	0	0	0	0	0	0	0	5
17:00	1	0	0	0	0	0	0	0	0	0	0	0	0	1
17:15	1	2	2	1	1	0	0	0	0	0	0	0	0	7
17:30	0	1	1	3	1	0	1	0	0	0	0	0	0	6
17:45	1	1	4	0	4	0	0	0	0	0	0	0	0	10
18:00	0	0	1	1	1	0	0	0	0	0	0	0	0	3
18:15	0	1	3	2	1	0	0	0	0	0	0	0	0	7
18:30	0	1	4	1	0	0	0	0	0	0	0	0	0	6
18:45	1	0	1	2	0	0	0	0	0	0	0	0	0	4
19:00	0	1	1	2	1	0	0	0	0	0	0	0	0	5
19:15	0	0	3	0	0	0	0	0	0	0	0	0	0	3
19:30	0	0	4	1	2	0	0	0	0	0	0	0	0	7
19:45	1	1	1	0	1	0	0	0	0	0	0	0	0	4
20:00	0	0	2	0	0	0	0	0	0	0	0	0	0	2
20:15	0	1	0	1	0	0	0	0	0	0	0	0	0	2
20:30	1	0	0	1	1	0	0	0	0	0	0	0	0	3
20:45	0	0	0	0	2	1	1	0	0	0	0	0	0	4
21:00	0	1	0	0	1	0	0	0	0	0	0	0	0	2
21:15	0	0	0	1	0	0	0	0	0	0	0	0	0	1
21:30	0	1	0	0	0	0	0	0	0	0	0	0	0	1
21:45	0	0	1	0	1	0	0	0	0	0	0	0	0	2
22:00	0	0	2	0	0	0	0	0	0	0	0	0	0	2
22:15	0	0	0	1	0	0	0	0	0	0	0	0	0	1
22:30	0	0	0	0	0	0	0	0	0	0	0	0	0	0
22:45	0	0	0	0	0	0	0	0	0	0	0	0	0	0
23:00	0	0	0	0	0	0	0	0	0	0	0	0	0	0
23:15	0	0	1	1	0	0	0	0	0	0	0	0	0	2
23:30	0	0	1	1	0	0	0	0	0	0	0	0	0	2
23:45	0	0	1	0	0	0	0	0	0	0	0	0	0	1
ADT Totals	18	42	172	101	67	6	6	6	6	6	6	6	6	100
% of Totals	5%	12%	35%	28%	18%	2%	2%	2%	2%	2%	2%	2%	2%	100%

AM Volumes	15	13	45	35	18	3	2	0	0	0	0	0	0	321
% AMH	1%	4%	12%	9%	5%	1%	1%							33%
AM Peak Hour	07:15	09:15	11:30	09:45	11:45	11:30	04:45							07:30
Volume	2	7	12	13	6	3	1							29
PM Volumes	43	59	48	68	48	9	2	0	0	0	0	0	0	488
% PM	4%	6%	2%	8%	6%	1%	2%							67%
PM Peak Hour	13:30	14:15	14:30	14:15	14:45	12:00	12:30							14:15
Volume	1	14	10	15	9	2	1							55

Directional Peak Periods	AM 7-9		NOON 12-2		PM 4-6		Off Peak Volumes	
	Volume	%	Volume	%	Volume	%	Volume	%
All Classes	40	11%	56	15%	48	13%	225	61%

Street Name	Direction	Percentiles					ADT
		15th	50th	Average	85th	95th	
S Beachwood Dr	North Bound	19	25	25	32	35	369
S Beachwood Dr	South Bound	20	27	26	33	37	357

SPEED

S Beachwood Dr Bet. W Oak St. & W Alameda Ave

Day: Wednesday
Date: 1/19/2022

City: Burbank
Project #: CA22_020022_022s

South Bound

Time	<15	15-19	20-24	25-29	30-34	35-39	40-44	45-49	50-54	55-59	60-64	65-69	70+	Total
00:00 AM	0	0	0	0	0	0	0	0	0	0	0	0	0	0
00:15	0	0	0	0	0	0	0	0	0	0	0	0	0	0
00:30	0	0	0	0	0	0	0	0	0	0	0	0	0	0
00:45	0	0	0	0	0	0	0	0	0	0	0	0	0	0
01:00	0	0	0	0	0	0	0	0	0	0	0	0	0	0
01:15	0	0	0	0	0	0	0	0	0	0	0	0	0	0
01:30	0	0	0	0	0	0	0	0	0	0	0	0	0	0
01:45	0	0	0	0	0	0	0	0	0	0	0	0	0	0
02:00	0	0	0	0	0	0	0	0	0	0	0	0	0	0
02:15	0	1	1	0	0	0	0	0	0	0	0	0	0	2
02:30	0	0	0	0	0	0	0	0	0	0	0	0	0	0
02:45	0	0	0	0	0	0	0	0	0	0	0	0	0	0
03:00	0	0	0	0	0	0	0	0	0	0	0	0	0	0
03:15	0	0	0	0	0	0	0	0	0	0	0	0	0	0
03:30	0	0	0	0	0	0	1	0	0	0	0	0	0	1
03:45	0	0	0	0	0	0	0	0	0	0	0	0	0	0
04:00	0	0	0	0	0	0	0	0	0	0	0	0	0	0
04:15	0	0	0	0	0	0	0	0	0	0	0	0	0	0
04:30	0	0	0	0	0	0	0	0	0	0	0	0	0	0
04:45	0	1	0	0	0	0	0	0	0	0	0	0	0	1
05:00	0	0	0	1	0	0	0	0	0	0	0	0	0	1
05:15	0	0	0	1	0	0	0	0	0	0	0	0	0	1
05:30	0	0	0	1	0	0	0	0	0	0	0	0	0	1
05:45	0	0	0	0	0	1	0	0	0	0	0	0	0	1
06:00	0	0	0	1	3	1	0	0	0	0	0	0	0	5
06:15	0	0	1	2	1	1	0	0	0	0	0	0	0	5
06:30	0	0	1	2	0	1	0	0	0	0	0	0	0	4
06:45	0	0	1	1	0	0	0	0	0	0	0	0	0	2
07:00	0	1	0	2	0	0	0	0	0	0	0	0	0	3
07:15	0	0	1	0	1	0	0	0	0	0	0	0	0	2
07:30	0	2	1	0	2	1	0	0	0	0	0	0	0	6
07:45	1	1	5	4	1	0	0	0	0	0	0	0	0	12
08:00	0	0	0	4	1	1	0	0	0	0	0	0	0	6
08:15	0	0	2	0	2	0	0	0	0	0	0	0	0	4
08:30	1	0	2	2	1	0	0	0	0	0	0	0	0	6
08:45	0	2	0	1	0	0	0	0	0	0	0	0	0	3
09:00	0	1	1	1	1	0	0	0	0	0	0	0	0	4
09:15	0	0	0	1	0	0	0	0	0	0	0	0	0	1
09:30	0	0	1	1	0	0	0	0	0	0	0	0	0	2
09:45	0	1	2	1	1	0	0	0	0	0	0	0	0	5
10:00	0	0	0	0	1	1	0	0	0	0	0	0	0	2
10:15	0	0	1	2	0	2	0	0	0	0	0	0	0	5
10:30	0	0	1	1	1	0	0	0	0	0	0	0	0	4
10:45	0	1	1	0	0	0	0	0	0	0	0	0	0	2
11:00	0	1	1	4	1	0	0	0	0	0	0	0	0	7
11:15	0	1	2	1	0	1	0	0	0	0	0	0	0	5
11:30	0	1	2	6	0	0	0	0	0	0	0	0	0	9
11:45	0	1	1	0	0	0	0	0	0	0	0	0	0	2
12:00 PM	0	0	4	5	2	0	0	0	0	0	0	0	0	11
12:15	0	1	2	3	1	1	0	0	0	0	0	0	0	8
12:30	2	0	0	4	1	0	0	0	0	0	0	0	0	7
12:45	0	0	1	2	1	0	0	0	0	0	0	0	0	4
13:00	0	4	1	3	0	0	0	0	0	0	0	0	0	8
13:15	1	0	1	4	1	0	0	0	0	0	0	0	0	7
13:30	0	0	2	4	1	1	0	0	0	0	0	0	0	8
13:45	0	0	0	4	0	0	0	0	0	0	0	0	0	4
14:00	1	0	0	5	0	0	0	0	0	0	0	0	0	6
14:15	1	2	1	2	1	2	0	0	0	0	0	0	0	9
14:30	0	2	1	3	2	1	0	0	0	0	0	0	0	9
14:45	2	2	2	9	11	2	0	0	0	0	0	0	0	9
15:00	1	0	0	2	11	3	0	0	0	0	0	0	0	24
15:15	0	1	1	2	0	0	0	0	0	0	0	0	0	4
15:30	0	0	1	3	2	1	0	0	0	0	0	0	0	7
15:45	0	1	2	3	1	1	0	0	0	0	0	0	0	8
16:00	0	0	0	3	4	0	0	0	0	0	0	0	0	7
16:15	0	0	0	3	2	0	0	0	0	0	0	0	0	5
16:30	0	0	0	3	3	2	0	0	0	0	0	0	0	8
16:45	1	0	0	0	1	0	0	0	0	0	0	0	0	2
17:00	0	2	0	1	2	1	0	0	0	0	0	0	0	6
17:15	1	1	2	0	0	0	0	0	0	0	0	0	0	4
17:30	0	2	2	4	1	0	0	0	0	0	0	0	0	9
17:45	0	0	4	1	3	0	0	0	0	0	0	0	0	8
18:00	0	1	1	1	0	0	0	0	0	0	0	0	0	3
18:15	0	0	1	1	0	1	0	0	0	0	0	0	0	3
18:30	1	1	1	0	0	0	0	0	0	0	0	0	0	3
18:45	1	0	2	3	1	0	0	0	0	0	0	0	0	7
19:00	1	0	0	1	1	0	0	0	0	0	0	0	0	3
19:15	0	0	2	2	0	1	0	0	0	0	0	0	0	5
19:30	0	0	0	3	1	0	0	0	0	0	0	0	0	4
19:45	0	0	0	3	2	1	0	0	0	0	0	0	0	6
20:00	0	0	0	4	0	0	0	0	0	0	0	0	0	4
20:15	1	1	0	1	0	1	0	0	0	0	0	0	0	4
20:30	0	0	0	0	1	1	0	0	0	0	0	0	0	2
20:45	0	0	0	1	2	1	0	0	0	0	0	0	0	4
21:00	1	0	0	0	0	0	0	0	0	0	0	0	0	1
21:15	0	0	1	1	0	0	0	0	0	0	0	0	0	2
21:30	0	0	2	0	1	0	0	0	0	0	0	0	0	3
21:45	0	0	0	1	1	0	0	0	0	0	0	0	0	2
22:00	0	0	0	0	0	0	0	0	0	0	0	0	0	0
22:15	0	0	0	0	0	0	0	0	0	0	0	0	0	0
22:30	0	0	0	0	0	0	0	0	0	0	0	0	0	0
22:45	0	0	0	0	0	0	0	0	0	0	0	0	0	0
23:00	0	0	1	2	1	0	0	0	0	0	0	0	0	2
23:15	0	0	1	0	0	0	0	0	0	0	0	0	0	1
23:30	0	0	0	2	0	0	0	0	0	0	0	0	0	2
23:45	0	0	0	0	0	0	0	0	0	0	0	0	0	0

Volume	17	16	10	11	13	15	11							117
% of Totals	5%	10%	22%	39%	17%	7%	6%							100%

AM Volumes	15	28	40	17	11	1	0	0	0	0	0	0	0	114
% AMH	1%	4%	8%	11%	5%	2%	0%							33%
AM Peak Hour	07:45	07:00	07:45	11:30	07:30	05:45	02:45							11:30
Volume	2	4	9	14	6	4	1							30
PM Volumes	15	11	10	9	14	0	0	0	0	0	0	0	0	49
% PM	4%	6%	15%	28%	12%	4%								68%
PM Peak Hour	14:00	14:00	14:15	15:00	15:45	13:30								14:15
Volume	1	1	1	10	10									31

Directional Peak Periods	AM 7-9	NOON 12-2	PM 4-6	Off Peak Volumes
All Classes	Volume 42	Volume 57	Volume 49	Volume 209
	12%	16%	14%	59%

Street Name	Direction	Percentiles					ADT
		15th	50th	Average	85th	95th	
S Beachwood Dr	North Bound	19	25	25	32	35	369
S Beachwood Dr	South Bound	20	27	26	33	37	357

SPEED

S Beachwood Dr Bet. W Oak St. & W Alameda Ave

Day: Wednesday

Date: 1/19/2022

City: Burbank

Project #: CA22_020022_022n

North Bound

Time	< 15	15 - 19	20 - 24	25 - 29	30 - 34	35 - 39	40 - 44	45 - 49	50 - 54	55 - 59	60 - 64	65 - 69	70 +	Total
00:00 AM	0	0	1	0	0	0	0	0	0	0	0	0	0	1
01:00	0	0	0	0	0	0	0	0	0	0	0	0	0	0
02:00	0	0	1	0	0	0	0	0	0	0	0	0	0	1
03:00	0	0	0	0	1	0	0	0	0	0	0	0	0	1
04:00	0	0	0	0	0	0	0	0	0	0	0	0	0	0
05:00	0	1	0	0	2	0	1	0	0	0	0	0	0	4
06:00	1	0	3	2	1	0	0	0	0	0	0	0	0	7
07:00	0	2	8	4	3	1	0	0	0	0	0	0	0	18
08:00	2	1	10	8	1	0	0	0	0	0	0	0	0	22
09:00	0	6	4	5	3	0	0	0	0	0	0	0	0	18
10:00	2	1	9	13	3	1	0	0	0	0	0	0	0	29
11:00	0	2	9	3	4	1	1	0	0	0	0	0	0	20
12:00 PM	1	3	10	5	7	2	1	0	0	0	0	0	0	29
13:00	0	0	8	11	7	1	0	0	0	0	0	0	0	27
14:00	3	13	12	12	6	0	0	0	0	0	0	0	0	46
15:00	2	1	13	12	6	0	0	0	0	0	0	0	0	34
16:00	1	1	7	9	5	1	0	0	0	0	0	0	0	24
17:00	3	4	7	4	6	0	0	0	0	0	0	0	0	24
18:00	1	2	9	6	2	0	0	0	0	0	0	0	0	20
19:00	1	2	9	3	4	0	0	0	0	0	0	0	0	19
20:00	1	1	2	2	3	1	1	0	0	0	0	0	0	11
21:00	0	2	1	1	2	0	0	0	0	0	0	0	0	6
22:00	0	0	2	1	0	0	0	0	0	0	0	0	0	3
23:00	0	0	3	2	0	0	0	0	0	0	0	0	0	5
Totals	18	42	128	103	66	8	4							369
% of Totals	5%	11%	35%	28%	18%	2%	1%							100%

AM Volumes	5	13	45	35	18	3	2	0	0	0	0	0	0	121		
% AM	1%	4%	12%	9%	5%	1%	1%							33%		
AM Peak Hour	08:00	09:00	08:00	10:00	11:00	07:00	05:00							10:00		
Volume	2	6	10	13	4	1	1							29		
PM Volumes	13	29	83	68	48	5	2	0	0	0	0	0	0	248		
% PM	4%	8%	22%	18%	13%	1%	1%							67%		
PM Peak Hour	14:00	14:00	15:00	14:00	12:00	12:00	12:00							14:00		
Volume	3	13	13	12	7	2	1							46		
Directional Peak Periods		AM 7-9				NOON 12-2			PM 4-6			Off Peak Volumes				
All Speeds		Volume	↔		%	Volume	↔		%	Volume	↔		%	Volume	↔	
		40			11%	56			15%	48			13%	225		

Street Name	Direction	Percentiles					
		15th	50th	Average	85th	95th	ADT
S Beachwood Dr	North Bound	19	25	25	32	35	369
S Beachwood Dr	South Bound	20	27	26	33	37	357

SPEED

S Beachwood Dr Bet. W Oak St. & W Alameda Ave

Day: Wednesday

Date: 1/19/2022

City: Burbank

Project #: CA22_020022_022s

South Bound

Time	< 15	15 - 19	20 - 24	25 - 29	30 - 34	35 - 39	40 - 44	45 - 49	50 - 54	55 - 59	60 - 64	65 - 69	70 +	Total
00:00 AM	0	0	0	0	0	0	0	0	0	0	0	0	0	0
01:00	0	0	0	0	0	0	0	0	0	0	0	0	0	0
02:00	0	1	1	0	0	0	0	0	0	0	0	0	0	2
03:00	0	0	0	0	0	0	1	0	0	0	0	0	0	1
04:00	0	1	0	0	0	0	0	0	0	0	0	0	0	1
05:00	0	0	0	3	0	1	0	0	0	0	0	0	0	4
06:00	0	0	3	6	4	3	0	0	0	0	0	0	0	16
07:00	1	4	7	6	4	1	0	0	0	0	0	0	0	23
08:00	1	2	4	7	4	1	0	0	0	0	0	0	0	19
09:00	0	2	4	4	2	0	0	0	0	0	0	0	0	12
10:00	0	1	3	3	2	4	0	0	0	0	0	0	0	13
11:00	0	4	6	11	1	1	0	0	0	0	0	0	0	23
12:00 PM	2	1	7	14	5	1	0	0	0	0	0	0	0	30
13:00	1	4	4	15	2	1	0	0	0	0	0	0	0	27
14:00	4	6	4	11	5	3	0	0	0	0	0	0	0	33
15:00	1	2	13	19	6	2	0	0	0	0	0	0	0	43
16:00	1	0	0	9	10	2	0	0	0	0	0	0	0	22
17:00	1	5	8	6	6	1	0	0	0	0	0	0	0	27
18:00	2	2	5	5	1	1	0	0	0	0	0	0	0	16
19:00	1	0	5	8	3	1	0	0	0	0	0	0	0	18
20:00	1	1	1	7	2	2	0	0	0	0	0	0	0	14
21:00	1	0	3	2	2	0	0	0	0	0	0	0	0	8
22:00	0	0	0	0	0	0	0	0	0	0	0	0	0	0
23:00	0	0	2	3	0	0	0	0	0	0	0	0	0	5
Totals	17	36	80	139	59	25	1							357
% of Totals	5%	10%	22%	39%	17%	7%	0%							100%

AM Volumes	2	15	28	40	17	11	1	0	0	0	0	0	0	114			
% AM	1%	4%	8%	11%	5%	3%	0%							32%			
AM Peak Hour	07:00	07:00	07:00	11:00	06:00	10:00	03:00							07:00			
Volume	1	4	7	11	4	4	1							23			
PM Volumes	15	21	52	99	42	14	0	0	0	0	0	0	0	243			
% PM	4%	6%	15%	28%	12%	4%								68%			
PM Peak Hour	14:00	14:00	15:00	15:00	16:00	14:00								15:00			
Volume	4	6	13	19	10	3								43			
Directional Peak Periods		AM 7-9				NOON 12-2			PM 4-6			Off Peak Volumes					
All Speeds		Volume	↔		%	Volume	↔		%	Volume	↔		%	Volume	↔		%
		42			12%	57			16%	49			14%	209			59%

Street Name	Direction	Percentiles					
		15th	50th	Average	85th	95th	ADT
S Beachwood Dr	North Bound	19	25	25	32	35	369
S Beachwood Dr	South Bound	20	27	26	33	37	357

SPEED

S Beachwood Dr Bet. W Oak St. & W Alameda Ave

Day: Wednesday

Date: 1/19/2022

City: Burbank

Project #: CA22_020022_022

Summary

Time	< 15	15 - 19	20 - 24	25 - 29	30 - 34	35 - 39	40 - 44	45 - 49	50 - 54	55 - 59	60 - 64	65 - 69	70 +	Total
00:00 AM	0	0	1	0	0	0	0	0	0	0	0	0	0	1
01:00	0	0	0	0	0	0	0	0	0	0	0	0	0	0
02:00	0	1	2	0	0	0	0	0	0	0	0	0	0	3
03:00	0	0	0	0	1	0	1	0	0	0	0	0	0	2
04:00	0	1	0	0	0	0	0	0	0	0	0	0	0	1
05:00	0	1	0	3	2	1	1	0	0	0	0	0	0	8
06:00	1	0	6	8	5	3	0	0	0	0	0	0	0	23
07:00	1	6	15	10	7	2	0	0	0	0	0	0	0	41
08:00	3	3	14	15	5	1	0	0	0	0	0	0	0	41
09:00	0	8	8	9	5	0	0	0	0	0	0	0	0	30
10:00	2	2	12	16	5	5	0	0	0	0	0	0	0	42
11:00	0	6	15	14	5	2	1	0	0	0	0	0	0	43
12:00 PM	3	4	17	19	12	3	1	0	0	0	0	0	0	59
13:00	1	4	12	26	9	2	0	0	0	0	0	0	0	54
14:00	7	19	16	23	11	3	0	0	0	0	0	0	0	79
15:00	3	3	26	31	12	2	0	0	0	0	0	0	0	77
16:00	2	1	7	18	15	3	0	0	0	0	0	0	0	46
17:00	4	9	15	10	12	1	0	0	0	0	0	0	0	51
18:00	3	4	14	11	3	1	0	0	0	0	0	0	0	36
19:00	2	2	14	11	7	1	0	0	0	0	0	0	0	37
20:00	2	2	3	9	5	3	1	0	0	0	0	0	0	25
21:00	1	2	4	3	4	0	0	0	0	0	0	0	0	14
22:00	0	0	2	1	0	0	0	0	0	0	0	0	0	3
23:00	0	0	5	5	0	0	0	0	0	0	0	0	0	10
Totals	35	78	208	242	125	33	5							726
% of Totals	5%	11%	29%	33%	17%	5%	1%							100%

AM Volumes	7	28	73	75	35	14	3	0	0	0	0	0	0	235		
% AM	1%	4%	10%	10%	5%	2%	0%							32%		
AM Peak Hour	08:00	09:00	07:00	10:00	07:00	10:00	03:00							11:00		
Volume	3	8	15	16	7	5	1							43		
PM Volumes	28	50	135	167	90	19	2	0	0	0	0	0	0	491		
% PM	4%	7%	19%	23%	12%	3%	0%							68%		
PM Peak Hour	14:00	14:00	15:00	15:00	16:00	12:00	12:00							14:00		
Volume	7	19	26	31	15	3	1							79		
Directional Peak Periods		AM 7-9				NOON 12-2			PM 4-6			Off Peak Volumes				
All Speeds		Volume	↔		%	Volume	↔		%	Volume	↔		%	Volume	↔	
		82			11%	113			16%	97			13%	434		

Street Name	Direction	Percentiles					
		15th	50th	Average	85th	95th	ADT
S Beachwood Dr	Summary	20	26	26	32	35	726

VOLUME

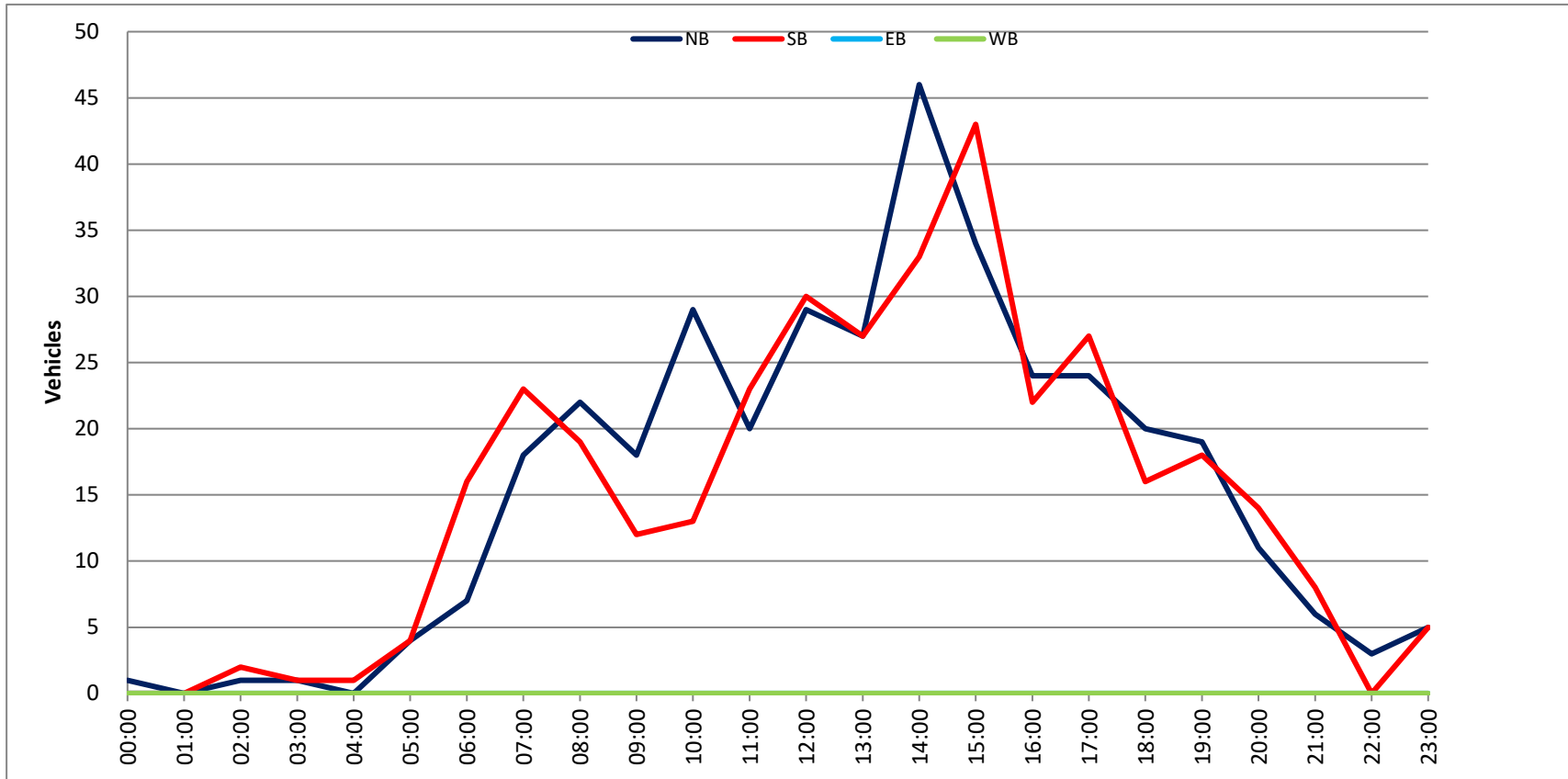
S Beachwood Dr Bet. W Oak St. & W Alameda Ave

Day: Wednesday
 Date: 1/19/2022

City: Burbank
 Project #: CA22_020022_022

DAILY TOTALS					NB	SB	EB	WB	Total		
					369	357	0	0	726		
AM Period	NB	SB	EB	WB	TOTAL	PM Period	NB	SB	EB	WB	TOTAL
00:00	0	0	0	0		12:00	5	11	0	0	16
00:15	1	0	0	0	1	12:15	8	8	0	0	16
00:30	0	0	0	0		12:30	6	7	0	0	13
00:45	0	1	0	0	1	12:45	10	29	4	30	73
01:00	0	0	0	0		13:00	3	8	0	0	11
01:15	0	0	0	0		13:15	7	7	0	0	14
01:30	0	0	0	0		13:30	6	8	0	0	14
01:45	0	0	0	0		13:45	11	27	4	27	69
02:00	0	0	0	0		14:00	4	6	0	0	10
02:15	1	2	0	0	3	14:15	16	9	0	0	25
02:30	0	0	0	0		14:30	9	9	0	0	18
02:45	0	1	0	2	3	14:45	17	46	9	33	105
03:00	0	0	0	0		15:00	13	24	0	0	37
03:15	1	0	0	0	1	15:15	10	4	0	0	14
03:30	0	1	0	0	1	15:30	5	7	0	0	12
03:45	0	1	0	1	2	15:45	6	34	8	43	81
04:00	0	0	0	0		16:00	7	7	0	0	14
04:15	0	0	0	0		16:15	8	5	0	0	13
04:30	0	0	0	0		16:30	4	8	0	0	12
04:45	0	1	1	0	1	16:45	5	24	2	22	53
05:00	0	1	0	0	1	17:00	1	6	0	0	7
05:15	1	1	0	0	2	17:15	7	4	0	0	11
05:30	1	1	0	0	2	17:30	6	9	0	0	15
05:45	2	4	1	4	3	17:45	10	24	8	27	69
06:00	1	5	0	0	6	18:00	3	3	0	0	6
06:15	3	5	0	0	8	18:15	7	3	0	0	10
06:30	2	4	0	0	6	18:30	6	3	0	0	9
06:45	1	7	2	16	3	18:45	4	20	7	16	47
07:00	2	3	0	0	5	19:00	5	3	0	0	8
07:15	1	2	0	0	3	19:15	3	5	0	0	8
07:30	6	6	0	0	12	19:30	7	4	0	0	11
07:45	9	18	12	23	21	19:45	4	19	6	18	47
08:00	8	6	0	0	14	20:00	2	4	0	0	6
08:15	6	4	0	0	10	20:15	2	4	0	0	6
08:30	4	6	0	0	10	20:30	3	2	0	0	5
08:45	4	22	3	19	7	20:45	4	11	4	14	33
09:00	4	4	0	0	8	21:00	2	1	0	0	3
09:15	2	1	0	0	3	21:15	1	2	0	0	3
09:30	6	2	0	0	8	21:30	1	3	0	0	4
09:45	6	18	5	12	11	21:45	2	6	2	8	18
10:00	8	2	0	0	10	22:00	2	0	0	0	2
10:15	5	5	0	0	10	22:15	1	0	0	0	1
10:30	9	4	0	0	13	22:30	0	0	0	0	
10:45	7	29	2	13	9	22:45	0	3	0	0	3
11:00	4	7	0	0	11	23:00	0	2	0	0	2
11:15	3	5	0	0	8	23:15	2	1	0	0	3
11:30	4	9	0	0	13	23:30	2	2	0	0	4
11:45	9	20	2	23	11	23:45	1	5	0	5	11
TOTALS	121	114			235	TOTALS	248	243			491
SPLIT %	51.5%	48.5%			32.4%	SPLIT %	50.5%	49.5%			67.6%

DAILY TOTALS					NB	SB	EB	WB	Total
					369	357	0	0	726
AM Peak Hour	07:30	11:30		07:30	PM Peak Hour	14:15	14:15		14:15
AM Pk Volume	29	30		57	PM Pk Volume	55	51		106
Pk Hr Factor	0.806	0.682		0.679	Pk Hr Factor	0.809	0.531		0.716
7 - 9 Volume	40	42	0	82	4 - 6 Volume	48	49	0	97
7 - 9 Peak Hour	07:30	07:30		07:30	4 - 6 Peak Hour	16:00	17:00		17:00
7 - 9 Pk Volume	29	28	0	57	4 - 6 Pk Volume	24	27	0	51
Pk Hr Factor	0.806	0.583	0.000	0.679	Pk Hr Factor	0.750	0.750	0.000	0.708



SPEED

S Beachwood Dr Bet. W Oak St. & W Alameda Ave

Day: Thursday
Date: 1/20/2022

City: Burbank
Project #: CA22_020022_022n

North Bound

Main data table with columns: Time, <15, 15-19, 20-24, 25-29, 30-34, 35-39, 40-44, 45-49, 50-54, 55-59, 60-64, 65-69, 70+, Total. Includes summary rows for AM, PM, and Directional Peak Periods.

Summary table with columns: Street Name, Direction, 15th, 50th, Average, 85th, 95th, ADT. Rows for North Bound and South Bound.

SPEED

S Beachwood Dr Bet. W Oak St. & W Alameda Ave

Day: Thursday
Date: 1/20/2022

City: Burbank
Project #: CA22_020022_022n

North Bound

Time	< 15	15 - 19	20 - 24	25 - 29	30 - 34	35 - 39	40 - 44	45 - 49	50 - 54	55 - 59	60 - 64	65 - 69	70 +	Total
00:00 AM	0	0	0	0	0	0	0	0	0	0	0	0	0	0
01:00	0	0	0	0	0	0	0	0	0	0	0	0	0	0
02:00	0	0	1	0	0	0	1	0	0	0	0	0	0	2
03:00	0	0	0	0	0	0	0	0	0	0	0	0	0	0
04:00	0	0	0	1	0	0	0	0	0	0	0	0	0	1
05:00	1	0	1	1	0	0	0	0	0	0	0	0	0	3
06:00	1	0	3	2	1	0	0	0	0	0	0	0	0	7
07:00	1	3	11	11	2	2	0	0	0	0	0	0	0	30
08:00	2	3	9	6	1	1	0	0	0	0	0	0	0	22
09:00	2	1	3	7	1	2	0	0	0	0	0	0	0	16
10:00	1	1	11	8	4	0	1	0	0	0	0	0	0	26
11:00	2	1	8	8	4	4	0	0	0	0	0	0	0	27
12:00 PM	1	2	5	13	7	2	1	0	0	0	0	0	0	31
13:00	2	2	7	6	4	0	0	0	0	0	0	0	0	21
14:00	1	4	11	5	5	4	1	0	0	0	0	0	0	31
15:00	0	2	12	21	6	3	0	0	0	0	0	0	0	44
16:00	1	5	7	7	9	1	0	0	0	0	0	0	0	30
17:00	1	3	9	5	1	0	0	0	0	0	0	0	0	19
18:00	1	4	7	9	7	1	0	0	0	0	0	0	0	29
19:00	0	2	5	2	1	0	0	0	0	0	0	0	0	10
20:00	0	3	4	2	1	1	0	0	0	0	0	0	0	11
21:00	1	0	1	2	0	0	0	0	0	0	0	0	0	4
22:00	1	1	1	4	1	0	0	0	0	0	0	0	0	8
23:00	0	1	1	0	1	0	0	0	0	0	0	0	0	3
Totals	19	38	117	120	56	21	4							375
% of Totals	5%	10%	31%	32%	15%	6%	1%							100%

AM Volumes	10	9	47	44	13	9	2	0	0	0	0	0	0	134		
% AM	3%	2%	13%	12%	3%	2%	1%							36%		
AM Peak Hour	08:00	07:00	07:00	07:00	10:00	11:00	02:00							07:00		
Volume	2	3	11	11	4	4	1							30		
PM Volumes	9	29	70	76	43	12	2	0	0	0	0	0	0	241		
% PM	2%	8%	19%	20%	11%	3%	1%							64%		
PM Peak Hour	13:00	16:00	15:00	15:00	16:00	14:00	12:00							15:00		
Volume	2	5	12	21	9	4	1							44		
Directional Peak Periods		AM 7-9				NOON 12-2			PM 4-6			Off Peak Volumes				
All Speeds		Volume	↔		%	Volume	↔		%	Volume	↔		%	Volume	↔	
		52			14%	52			14%	49			13%	222		

Street Name	Direction	Percentiles					
		15th	50th	Average	85th	95th	ADT
S Beachwood Dr	North Bound	20	26	26	32	36	375
S Beachwood Dr	South Bound	20	26	26	33	36	331

SPEED

S Beachwood Dr Bet. W Oak St. & W Alameda Ave

Day: Thursday
Date: 1/20/2022

City: Burbank
Project #: CA22_020022_022s

South Bound

Time	< 15	15 - 19	20 - 24	25 - 29	30 - 34	35 - 39	40 - 44	45 - 49	50 - 54	55 - 59	60 - 64	65 - 69	70 +	Total
00:00 AM	0	0	0	0	0	0	0	0	0	0	0	0	0	0
01:00	0	0	0	1	0	0	0	0	0	0	0	0	0	1
02:00	0	1	0	0	0	0	0	0	0	0	0	0	0	1
03:00	0	0	0	0	0	0	0	0	0	0	0	0	0	0
04:00	0	1	0	0	0	0	0	0	0	0	0	0	0	1
05:00	0	1	0	2	2	0	1	0	0	0	0	0	0	6
06:00	0	2	4	3	3	1	1	0	0	0	0	0	0	14
07:00	1	6	7	15	4	3	0	0	0	0	0	0	0	36
08:00	1	2	5	8	3	2	0	0	0	0	0	0	0	21
09:00	1	1	4	7	3	0	0	0	0	0	0	0	0	16
10:00	2	4	7	5	2	0	0	0	0	0	0	0	0	20
11:00	1	3	9	3	3	1	0	0	0	0	0	0	0	20
12:00 PM	0	0	3	7	5	2	0	0	0	0	0	0	0	17
13:00	0	5	9	9	2	1	1	0	0	0	0	0	0	27
14:00	1	0	8	10	9	1	0	0	0	0	0	0	0	29
15:00	2	1	9	10	8	2	0	0	0	0	0	0	0	32
16:00	0	1	5	6	6	1	0	0	0	0	0	0	0	19
17:00	2	1	7	6	5	1	0	0	0	0	0	0	0	22
18:00	1	1	4	12	7	1	0	0	0	0	0	0	0	26
19:00	1	0	3	0	1	0	0	0	0	0	0	0	0	5
20:00	0	2	1	2	1	0	0	0	0	0	0	0	0	6
21:00	1	0	3	2	1	0	0	0	0	0	0	0	0	7
22:00	0	1	0	2	0	0	0	0	0	0	0	0	0	3
23:00	0	0	0	2	0	0	0	0	0	0	0	0	0	2
Totals	14	33	88	112	65	16	3							331
% of Totals	4%	10%	27%	34%	20%	5%	1%							100%

AM Volumes	6	21	36	44	20	7	2	0	0	0	0	0	0	136		
% AM	2%	6%	11%	13%	6%	2%	1%							41%		
AM Peak Hour	10:00	07:00	11:00	07:00	07:00	07:00	05:00							07:00		
Volume	2	6	9	15	4	3	1							36		
PM Volumes	8	12	52	68	45	9	1	0	0	0	0	0	0	195		
% PM	2%	4%	16%	21%	14%	3%	0%							59%		
PM Peak Hour	15:00	13:00	13:00	18:00	14:00	12:00	13:00							15:00		
Volume	2	5	9	12	9	2	1							32		
Directional Peak Periods		AM 7-9				NOON 12-2			PM 4-6			Off Peak Volumes				
All Speeds		Volume	↔		%	Volume	↔		%	Volume	↔		%	Volume	↔	
		57			17%	44			13%	41			12%	189		

Street Name	Direction	Percentiles					
		15th	50th	Average	85th	95th	ADT
S Beachwood Dr	North Bound	20	26	26	32	36	375
S Beachwood Dr	South Bound	20	26	26	33	36	331

SPEED

S Beachwood Dr Bet. W Oak St. & W Alameda Ave

Day: Thursday
Date: 1/20/2022

City: Burbank
Project #: CA22_020022_022

Summary

Time	< 15	15 - 19	20 - 24	25 - 29	30 - 34	35 - 39	40 - 44	45 - 49	50 - 54	55 - 59	60 - 64	65 - 69	70 +	Total
00:00 AM	0	0	0	0	0	0	0	0	0	0	0	0	0	0
01:00	0	0	0	1	0	0	0	0	0	0	0	0	0	1
02:00	0	1	1	0	0	0	1	0	0	0	0	0	0	3
03:00	0	0	0	0	0	0	0	0	0	0	0	0	0	0
04:00	0	1	0	1	0	0	0	0	0	0	0	0	0	2
05:00	1	1	1	3	2	0	1	0	0	0	0	0	0	9
06:00	1	2	7	5	4	1	1	0	0	0	0	0	0	21
07:00	2	9	18	26	6	5	0	0	0	0	0	0	0	66
08:00	3	5	14	14	4	3	0	0	0	0	0	0	0	43
09:00	3	2	7	14	4	2	0	0	0	0	0	0	0	32
10:00	3	5	18	13	6	0	1	0	0	0	0	0	0	46
11:00	3	4	17	11	7	5	0	0	0	0	0	0	0	47
12:00 PM	1	2	8	20	12	4	1	0	0	0	0	0	0	48
13:00	2	7	16	15	6	1	1	0	0	0	0	0	0	48
14:00	2	4	19	15	14	5	1	0	0	0	0	0	0	60
15:00	2	3	21	31	14	5	0	0	0	0	0	0	0	76
16:00	1	6	12	13	15	2	0	0	0	0	0	0	0	49
17:00	3	4	16	11	6	1	0	0	0	0	0	0	0	41
18:00	2	5	11	21	14	2	0	0	0	0	0	0	0	55
19:00	1	2	8	2	2	0	0	0	0	0	0	0	0	15
20:00	0	5	5	4	2	1	0	0	0	0	0	0	0	17
21:00	2	0	4	4	1	0	0	0	0	0	0	0	0	11
22:00	1	2	1	6	1	0	0	0	0	0	0	0	0	11
23:00	0	1	1	2	1	0	0	0	0	0	0	0	0	5
Totals	33	71	205	232	121	37	7							706
% of Totals	5%	10%	29%	33%	17%	5%	1%							100%

AM Volumes	16	30	83	88	33	16	4	0	0	0	0	0	0	270
% AM	2%	4%	12%	12%	5%	2%	1%							38%
AM Peak Hour	08:00	07:00	07:00	07:00	11:00	07:00	02:00							07:00
Volume	3	9	18	26	7	5	1							66
PM Volumes	17	41	122	144	88	21	3	0	0	0	0	0	0	436
% PM	2%	6%	17%	20%	12%	3%	0%							62%
PM Peak Hour	17:00	13:00	15:00	15:00	16:00	14:00	12:00							15:00
Volume	3	7	21	31	15	5	1							76
Directional Peak Periods			AM 7-9				NOON 12-2				PM 4-6		Off Peak Volumes	
All Speeds			Volume			%	Volume			%	Volume			%
			109	↔		15%	96	↔		14%	90	↔		13%
														58%

Street Name	Direction	Percentiles					
		15th	50th	Average	85th	95th	ADT
S Beachwood Dr	Summary	20	26	26	32	36	706

VOLUME

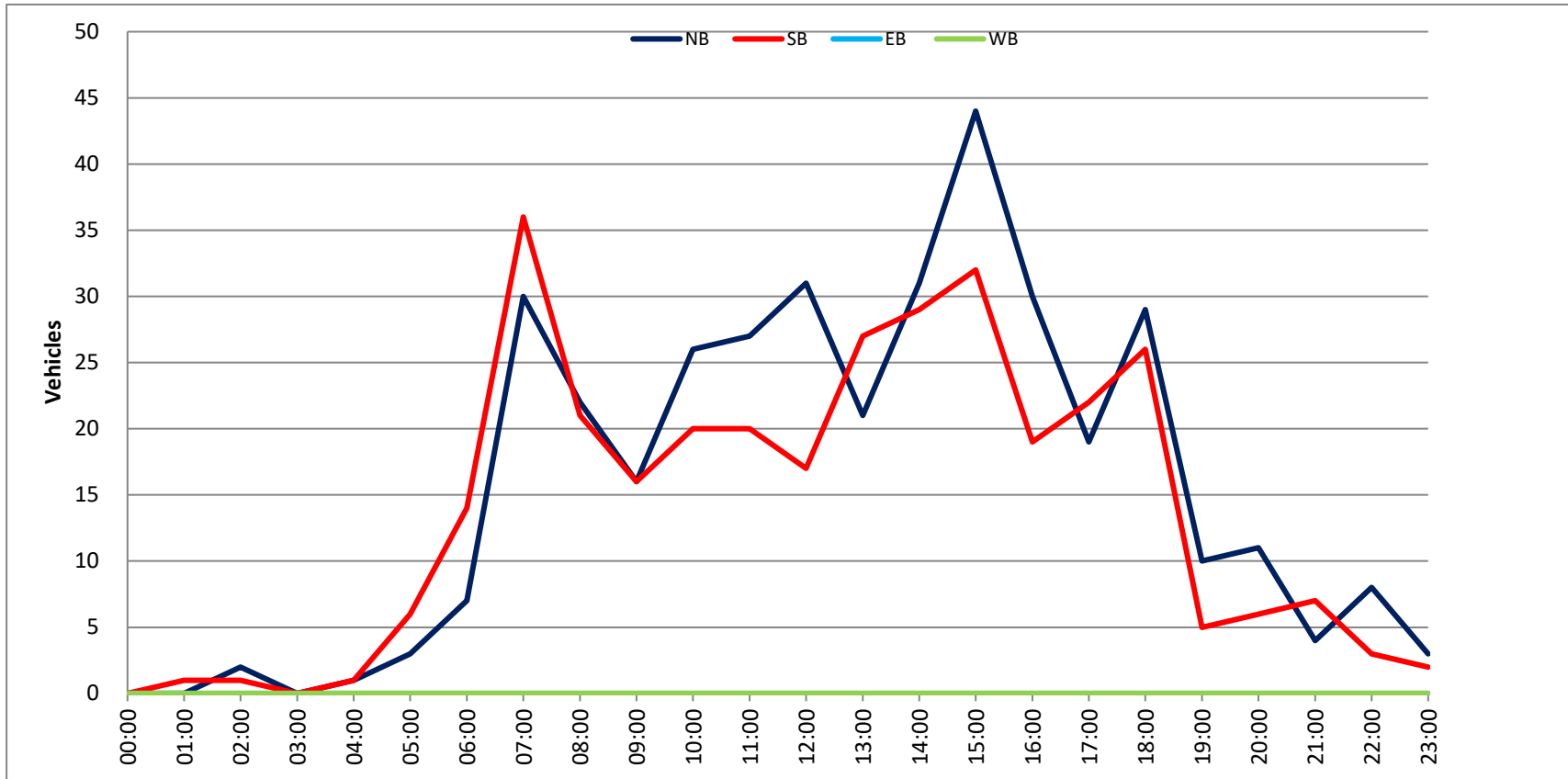
S Beachwood Dr Bet. W Oak St. & W Alameda Ave

Day: Thursday
 Date: 1/20/2022

City: Burbank
 Project #: CA22_020022_022

DAILY TOTALS					NB	SB	EB	WB	Total		
					375	331	0	0	706		
AM Period	NB	SB	EB	WB	TOTAL	PM Period	NB	SB	EB	WB	TOTAL
00:00	0	0	0	0		12:00	7	5	0	0	12
00:15	0	0	0	0		12:15	8	5	0	0	13
00:30	0	0	0	0		12:30	5	4	0	0	9
00:45	0	0	0	0		12:45	11	31	3	17	48
01:00	0	0	0	0		13:00	7	7	0	0	14
01:15	0	0	0	0		13:15	1	8	0	0	9
01:30	0	0	0	0		13:30	7	8	0	0	15
01:45	0	1	1	0	1 1	13:45	6	21	4	27	48
02:00	1	0	0	0	1	14:00	9	9	0	0	18
02:15	0	1	0	0	1	14:15	6	8	0	0	14
02:30	0	0	0	0		14:30	8	1	0	0	9
02:45	1	2	0	1	1 3	14:45	8	31	11	29	60
03:00	0	0	0	0		15:00	14	16	0	0	30
03:15	0	0	0	0		15:15	16	7	0	0	23
03:30	0	0	0	0		15:30	8	2	0	0	10
03:45	0	0	0	0		15:45	6	44	7	32	76
04:00	0	0	0	0		16:00	11	4	0	0	15
04:15	0	0	0	0		16:15	5	8	0	0	13
04:30	1	0	0	0	1	16:30	9	5	0	0	14
04:45	0	1	1	1	1 2	16:45	5	30	2	19	49
05:00	0	1	0	0	1	17:00	3	3	0	0	6
05:15	0	2	0	0	2	17:15	5	3	0	0	8
05:30	0	1	0	0	1	17:30	6	9	0	0	15
05:45	3	3	2	6	5 9	17:45	5	19	7	22	41
06:00	1	2	0	0	3	18:00	7	11	0	0	18
06:15	2	5	0	0	7	18:15	6	6	0	0	12
06:30	3	4	0	0	7	18:30	12	2	0	0	14
06:45	1	7	3	14	4 21	18:45	4	29	7	26	55
07:00	1	5	0	0	6	19:00	4	2	0	0	6
07:15	4	7	0	0	11	19:15	2	1	0	0	3
07:30	9	12	0	0	21	19:30	2	1	0	0	3
07:45	16	30	12	36	28 66	19:45	2	10	1	5	15
08:00	7	10	0	0	17	20:00	3	1	0	0	4
08:15	4	1	0	0	5	20:15	3	1	0	0	4
08:30	5	8	0	0	13	20:30	2	2	0	0	4
08:45	6	22	2	21	8 43	20:45	3	11	2	6	17
09:00	7	2	0	0	9	21:00	1	3	0	0	4
09:15	4	4	0	0	8	21:15	2	2	0	0	4
09:30	3	6	0	0	9	21:30	0	1	0	0	1
09:45	2	16	4	16	6 32	21:45	1	4	1	7	11
10:00	7	5	0	0	12	22:00	3	0	0	0	3
10:15	7	2	0	0	9	22:15	1	1	0	0	2
10:30	5	5	0	0	10	22:30	1	1	0	0	2
10:45	7	26	8	20	15 46	22:45	3	8	1	3	11
11:00	11	7	0	0	18	23:00	2	1	0	0	3
11:15	5	1	0	0	6	23:15	0	1	0	0	1
11:30	5	8	0	0	13	23:30	0	0	0	0	
11:45	6	27	4	20	10 47	23:45	1	3	0	2	5
TOTALS	134	136			270	TOTALS	241	195			436
SPLIT %	49.6%	50.4%			38.2%	SPLIT %	55.3%	44.7%			61.8%

DAILY TOTALS					NB	SB	EB	WB	Total
					375	331	0	0	706
AM Peak Hour	07:15	07:15		07:15	PM Peak Hour	14:30	14:15		14:45
AM Pk Volume	36	41		77	PM Pk Volume	46	36		82
Pk Hr Factor	0.563	0.854		0.688	Pk Hr Factor	0.719	0.563		0.683
7 - 9 Volume	52	57	0	109	4 - 6 Volume	49	41	0	90
7 - 9 Peak Hour	07:15	07:15		07:15	4 - 6 Peak Hour	16:00	17:00		16:00
7 - 9 Pk Volume	36	41	0	77	4 - 6 Pk Volume	30	22	0	49
Pk Hr Factor	0.563	0.854	0.000	0.688	Pk Hr Factor	0.682	0.611	0.000	0.817



SPEED

S Beachwood Dr Bet. W Verdugo Ave & W Oak St

Day: Tuesday
Date: 1/18/2022

City: Burbank
Project #: CA22_020022_021n

North Bound

Time	< 15	15 - 19	20 - 24	25 - 29	30 - 34	35 - 39	40 - 44	45 - 49	50 - 54	55 - 59	60 - 64	65 - 69	70 +	Total
00:00 AM	0	0	1	1	0	0	0	0	0	0	0	0	0	2
01:00	0	1	1	0	0	0	0	0	0	0	0	0	0	2
02:00	0	0	1	1	0	0	0	0	0	0	0	0	0	2
03:00	0	0	0	0	0	0	0	0	0	0	0	0	0	0
04:00	0	0	0	0	0	0	0	0	0	0	0	0	0	0
05:00	0	1	1	0	1	0	0	0	0	0	0	0	0	3
06:00	0	1	2	3	2	0	0	0	0	0	0	0	0	8
07:00	0	4	9	4	3	0	0	0	0	0	0	0	0	20
08:00	0	2	6	5	2	0	0	0	0	0	0	0	0	15
09:00	0	5	4	9	0	0	0	0	0	0	0	0	0	18
10:00	0	4	6	4	1	0	0	0	0	0	0	0	0	15
11:00	1	6	15	7	0	1	0	0	0	0	0	0	0	30
12:00 PM	0	2	12	10	2	1	0	0	0	0	0	0	0	27
13:00	1	5	5	10	1	0	0	0	0	0	0	0	0	22
14:00	2	6	13	9	3	0	0	0	0	0	0	0	0	33
15:00	5	3	19	5	3	0	0	0	0	0	0	0	0	35
16:00	4	3	6	3	0	0	0	0	0	0	0	0	0	16
17:00	1	3	9	4	1	0	0	0	0	0	0	0	0	18
18:00	0	5	15	7	0	0	0	0	0	0	0	0	0	27
19:00	2	3	12	4	0	0	0	0	0	0	0	0	0	21
20:00	0	1	6	0	1	0	0	0	0	0	0	0	0	8
21:00	2	0	2	2	0	0	0	0	0	0	0	0	0	6
22:00	1	0	1	2	0	1	0	0	0	0	0	0	0	5
23:00	0	2	1	1	0	0	0	0	0	0	0	0	0	4
Totals	19	57	147	91	20	3								337
% of Totals	6%	17%	44%	27%	6%	1%								100%

AM Volumes	1	24	46	34	9	1	0	0	0	0	0	0	0	115		
% AM	0%	7%	14%	10%	3%	0%								34%		
AM Peak Hour	11:00	11:00	11:00	09:00	07:00	11:00								11:00		
Volume	1	6	15	9	3	1								30		
PM Volumes	18	33	101	57	11	2	0	0	0	0	0	0	0	222		
% PM	5%	10%	30%	17%	3%	1%								66%		
PM Peak Hour	15:00	14:00	15:00	12:00	14:00	12:00								15:00		
Volume	5	6	19	10	3	1								35		
Directional Peak Periods		AM 7-9				NOON 12-2				PM 4-6				Off Peak Volumes		
All Speeds		Volume	↔		%	Volume	↔		%	Volume	↔		%	Volume	↔	
		35			10%	49			15%	34			10%	219		

Street Name	Direction	Percentiles					
		15th	50th	Average	85th	95th	ADT
S Beachwood Dr	North Bound	18	23	23	28	32	337
S Beachwood Dr	South Bound	16	22	22	28	31	310

SPEED

S Beachwood Dr Bet. W Verdugo Ave & W Oak St

Day: Tuesday
Date: 1/18/2022

City: Burbank
Project #: CA22_020022_021s

South Bound

Time	< 15	15 - 19	20 - 24	25 - 29	30 - 34	35 - 39	40 - 44	45 - 49	50 - 54	55 - 59	60 - 64	65 - 69	70 +	Total
00:00 AM	0	0	1	1	0	0	0	0	0	0	0	0	0	2
01:00	0	0	0	0	0	0	0	0	0	0	0	0	0	0
02:00	0	0	1	0	0	0	0	0	0	0	0	0	0	1
03:00	0	0	0	0	0	0	0	0	0	0	0	0	0	0
04:00	1	0	0	0	0	0	0	0	0	0	0	0	0	1
05:00	1	0	0	0	2	0	0	0	0	0	0	0	0	3
06:00	1	4	4	1	1	1	0	0	0	0	0	0	0	12
07:00	0	3	4	4	1	0	0	0	0	0	0	0	0	12
08:00	1	4	9	7	2	0	0	0	0	0	0	0	0	23
09:00	2	5	7	3	2	0	0	0	0	0	0	0	0	19
10:00	1	3	2	2	3	0	0	0	0	0	0	0	0	11
11:00	1	13	9	5	0	0	0	0	0	0	0	0	0	28
12:00 PM	2	8	8	6	3	0	0	0	0	0	0	0	0	27
13:00	2	4	5	5	2	0	0	0	0	0	0	0	0	18
14:00	1	5	14	9	2	0	0	0	0	0	0	0	0	31
15:00	6	10	15	4	1	0	0	0	0	0	0	0	0	36
16:00	2	5	14	3	0	0	0	0	0	0	0	0	0	24
17:00	1	5	12	1	0	0	0	0	0	0	0	0	0	19
18:00	1	4	4	5	0	0	0	0	0	0	0	0	0	14
19:00	1	2	3	0	0	0	0	0	0	0	0	0	0	6
20:00	0	4	4	3	1	0	0	0	0	0	0	0	0	12
21:00	1	2	4	1	0	0	0	0	0	0	0	0	0	8
22:00	0	0	0	0	0	0	0	0	0	0	0	0	0	0
23:00	0	2	0	1	0	0	0	0	0	0	0	0	0	3
Totals	25	83	120	61	20	1								310
% of Totals	8%	27%	39%	20%	6%	0%								100%

AM Volumes	8	32	37	23	11	1	0	0	0	0	0	0	0	112	
% AM	3%	10%	12%	7%	4%	0%								36%	
AM Peak Hour	09:00	11:00	08:00	08:00	10:00	06:00								11:00	
Volume	2	13	9	7	3	1								28	
PM Volumes	17	51	83	38	9	0	0	0	0	0	0	0	0	198	
% PM	5%	16%	27%	12%	3%									64%	
PM Peak Hour	15:00	15:00	15:00	14:00	12:00									15:00	
Volume	6	10	15	9	3									36	
Directional Peak Periods		AM 7-9				NOON 12-2				PM 4-6				Off Peak Volumes	
All Speeds		Volume		%	Volume		%	Volume		%	Volume		%		
		35	↔	11%	45	↔	15%	43	↔	14%	187	↔	60%		

Street Name	Direction	Percentiles					
		15th	50th	Average	85th	95th	ADT
S Beachwood Dr	North Bound	18	23	23	28	32	337
S Beachwood Dr	South Bound	16	22	22	28	31	310

SPEED

S Beachwood Dr Bet. W Verdugo Ave & W Oak St

Day: Tuesday
Date: 1/18/2022

City: Burbank
Project #: CA22_020022_021

Summary

Time	< 15	15 - 19	20 - 24	25 - 29	30 - 34	35 - 39	40 - 44	45 - 49	50 - 54	55 - 59	60 - 64	65 - 69	70 +	Total
00:00 AM	0	0	2	2	0	0	0	0	0	0	0	0	0	4
01:00	0	1	1	0	0	0	0	0	0	0	0	0	0	2
02:00	0	0	2	1	0	0	0	0	0	0	0	0	0	3
03:00	0	0	0	0	0	0	0	0	0	0	0	0	0	0
04:00	1	0	0	0	0	0	0	0	0	0	0	0	0	1
05:00	1	1	1	0	3	0	0	0	0	0	0	0	0	6
06:00	1	5	6	4	3	1	0	0	0	0	0	0	0	20
07:00	0	7	13	8	4	0	0	0	0	0	0	0	0	32
08:00	1	6	15	12	4	0	0	0	0	0	0	0	0	38
09:00	2	10	11	12	2	0	0	0	0	0	0	0	0	37
10:00	1	7	8	6	4	0	0	0	0	0	0	0	0	26
11:00	2	19	24	12	0	1	0	0	0	0	0	0	0	58
12:00 PM	2	10	20	16	5	1	0	0	0	0	0	0	0	54
13:00	3	9	10	15	3	0	0	0	0	0	0	0	0	40
14:00	3	11	27	18	5	0	0	0	0	0	0	0	0	64
15:00	11	13	34	9	4	0	0	0	0	0	0	0	0	71
16:00	6	8	20	6	0	0	0	0	0	0	0	0	0	40
17:00	2	8	21	5	1	0	0	0	0	0	0	0	0	37
18:00	1	9	19	12	0	0	0	0	0	0	0	0	0	41
19:00	3	5	15	4	0	0	0	0	0	0	0	0	0	27
20:00	0	5	10	3	2	0	0	0	0	0	0	0	0	20
21:00	3	2	6	3	0	0	0	0	0	0	0	0	0	14
22:00	1	0	1	2	0	1	0	0	0	0	0	0	0	5
23:00	0	4	1	2	0	0	0	0	0	0	0	0	0	7
Totals	44	140	267	152	40	4								647
% of Totals	7%	22%	41%	23%	6%	1%								100%

AM Volumes	9	56	83	57	20	2	0	0	0	0	0	0	0	227		
% AM	1%	9%	13%	9%	3%	0%								35%		
AM Peak Hour	09:00	11:00	11:00	08:00	07:00	06:00								11:00		
Volume	2	19	24	12	4	1								58		
PM Volumes	35	84	184	95	20	2	0	0	0	0	0	0	0	420		
% PM	5%	13%	28%	15%	3%	0%								65%		
PM Peak Hour	15:00	15:00	15:00	14:00	12:00	12:00								15:00		
Volume	11	13	34	18	5	1								71		
Directional Peak Periods		AM 7-9				NOON 12-2				PM 4-6				Off Peak Volumes		
All Speeds		Volume	↔		%	Volume	↔		%	Volume	↔		%	Volume	↔	
		70	11%		94	15%		77	12%		406		63%			

Street Name	Direction	Percentiles					
		15th	50th	Average	85th	95th	ADT
S Beachwood Dr	Summary	17	23	22	28	31	647

VOLUME

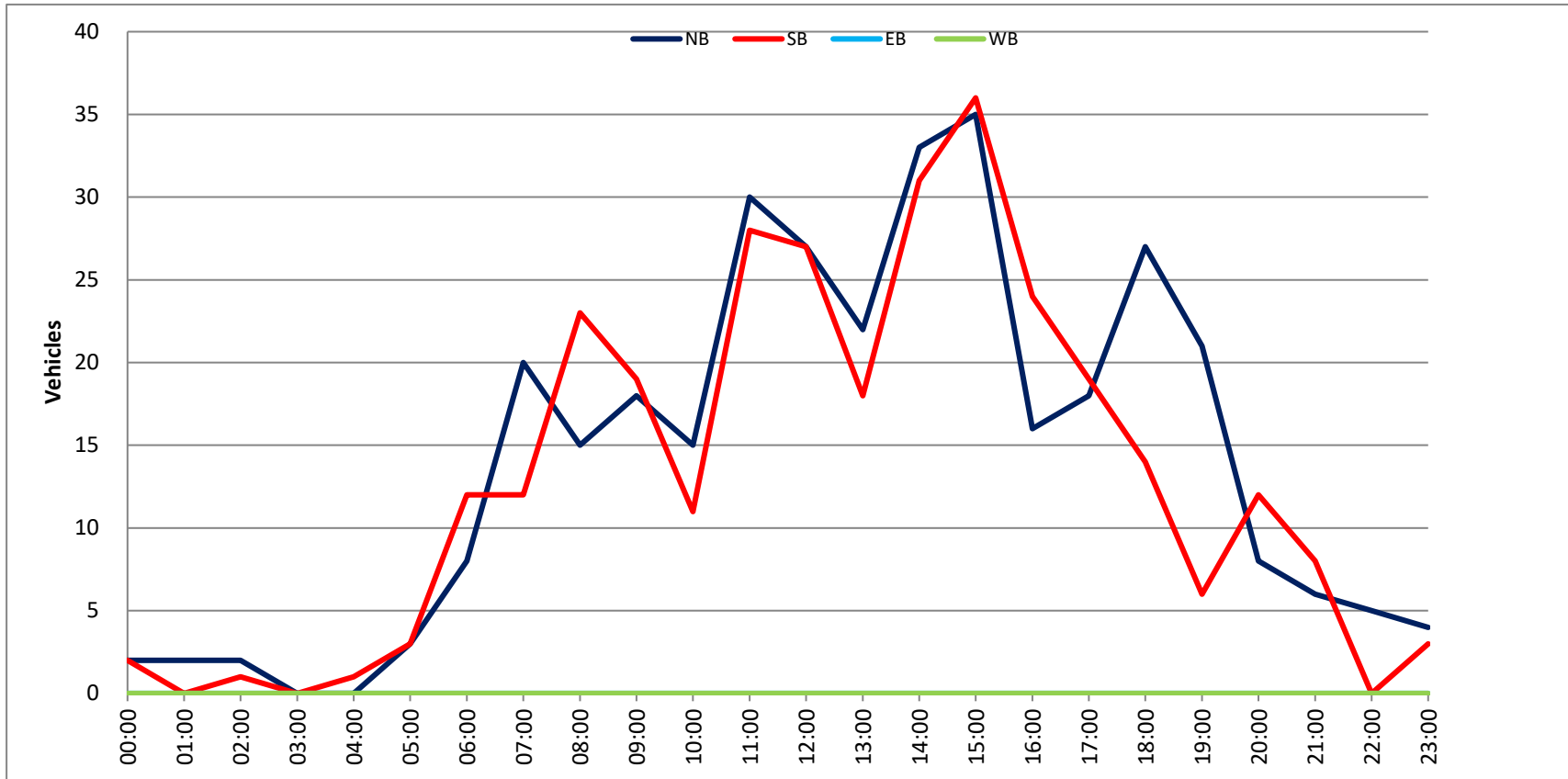
S Beachwood Dr Bet. W Verdugo Ave & W Oak St

Day: Tuesday
 Date: 1/18/2022

City: Burbank
 Project #: CA22_020022_021

DAILY TOTALS					NB	SB	EB	WB	Total		
					337	310	0	0	647		
AM Period	NB	SB	EB	WB	TOTAL	PM Period	NB	SB	EB	WB	TOTAL
00:00	0	0	0	0		12:00	5	8	0	0	13
00:15	1	0	0	0	1	12:15	6	6	0	0	12
00:30	0	0	0	0		12:30	8	5	0	0	13
00:45	1	2	2	0	3	12:45	8	27	8	27	16
01:00	2	0	0	0	2	13:00	4	3	0	0	7
01:15	0	0	0	0		13:15	9	8	0	0	17
01:30	0	0	0	0		13:30	4	6	0	0	10
01:45	0	2	0	0	2	13:45	5	22	1	18	6
02:00	2	1	0	0	3	14:00	7	7	0	0	14
02:15	0	0	0	0		14:15	9	6	0	0	15
02:30	0	0	0	0		14:30	5	6	0	0	11
02:45	0	2	0	1	3	14:45	12	33	12	31	24
03:00	0	0	0	0		15:00	18	18	0	0	36
03:15	0	0	0	0		15:15	8	7	0	0	15
03:30	0	0	0	0		15:30	6	4	0	0	10
03:45	0	0	0	0		15:45	3	35	7	36	10
04:00	0	0	0	0		16:00	6	8	0	0	14
04:15	0	0	0	0		16:15	4	4	0	0	8
04:30	0	0	0	0		16:30	3	8	0	0	11
04:45	0	1	1	0	1	16:45	3	16	4	24	7
05:00	0	1	0	0	1	17:00	4	5	0	0	9
05:15	0	1	0	0	1	17:15	2	6	0	0	8
05:30	1	0	0	0	1	17:30	5	3	0	0	8
05:45	2	3	1	3	3	17:45	7	18	5	19	12
06:00	1	4	0	0	5	18:00	3	5	0	0	8
06:15	2	5	0	0	7	18:15	8	5	0	0	13
06:30	0	2	0	0	2	18:30	8	1	0	0	9
06:45	5	8	1	12	6	18:45	8	27	3	14	11
07:00	0	3	0	0	3	19:00	4	4	0	0	8
07:15	2	2	0	0	4	19:15	10	2	0	0	12
07:30	6	5	0	0	11	19:30	1	0	0	0	1
07:45	12	20	2	12	14	19:45	6	21	0	6	6
08:00	2	6	0	0	8	20:00	3	3	0	0	6
08:15	4	8	0	0	12	20:15	3	5	0	0	8
08:30	2	6	0	0	8	20:30	1	2	0	0	3
08:45	7	15	3	23	10	20:45	1	8	2	12	3
09:00	4	3	0	0	7	21:00	1	1	0	0	2
09:15	4	7	0	0	11	21:15	4	1	0	0	5
09:30	5	4	0	0	9	21:30	1	2	0	0	3
09:45	5	18	5	19	10	21:45	0	6	4	8	4
10:00	3	1	0	0	4	22:00	3	0	0	0	3
10:15	1	5	0	0	6	22:15	1	0	0	0	1
10:30	5	1	0	0	6	22:30	1	0	0	0	1
10:45	6	15	4	11	10	22:45	0	5	0	0	5
11:00	8	8	0	0	16	23:00	0	1	0	0	1
11:15	10	11	0	0	21	23:15	2	1	0	0	3
11:30	9	4	0	0	13	23:30	1	1	0	0	2
11:45	3	30	5	28	8	23:45	1	4	0	3	1
TOTALS	115	112			227	TOTALS	222	198			420
SPLIT %	50.7%	49.3%			35.1%	SPLIT %	52.9%	47.1%			64.9%

DAILY TOTALS					NB	SB	EB	WB	Total
					337	310	0	0	647
AM Peak Hour	10:45	11:00			10:45	PM Peak Hour	14:15	14:30	14:15
AM Pk Volume	33	28			60	PM Pk Volume	44	43	86
Pk Hr Factor	0.825	0.636			0.714	Pk Hr Factor	0.611	0.597	0.597
7 - 9 Volume	35	35	0	0	70	4 - 6 Volume	34	43	77
7 - 9 Peak Hour	07:30	08:00			07:30	4 - 6 Peak Hour	17:00	16:00	16:00
7 - 9 Pk Volume	24	23	0	0	45	4 - 6 Pk Volume	18	24	40
Pk Hr Factor	0.500	0.719	0.000	0.000	0.804	Pk Hr Factor	0.643	0.750	0.000



SPEED

S Beachwood Dr Bet. W Verdugo Ave & W Oak St

Day: Wednesday
Date: 1/19/2022

City: Burbank
Project #: CA22_020022_021n

North Bound

Table with columns: Time, <15, 15-19, 20-24, 25-29, 30-34, 35-39, 40-44, 45-49, 50-54, 55-59, 60-64, 65-69, 70+, Total. Rows show traffic volume counts for various times from 00:00 AM to 23:45.

Summary table including AM Volumes, AM Peak Hour, PM Volumes, PM Peak Hour, and Directional Peak Periods (All Classes, AM 7-9, NOON 12-2, PM 4-6, Off Peak Volumes).

Street Name, Direction, 15th, 50th, Average, 85th, 95th, ADT table for S Beachwood Dr North and South Bound.

SPEED

S Beachwood Dr Bet. W Verdugo Ave & W Oak St

Day: Wednesday

Date: 1/19/2022

City: Burbank

Project #: CA22_020022_021n

North Bound

Time	< 15	15 - 19	20 - 24	25 - 29	30 - 34	35 - 39	40 - 44	45 - 49	50 - 54	55 - 59	60 - 64	65 - 69	70 +	Total
00:00 AM	0	1	0	0	0	0	0	0	0	0	0	0	0	1
01:00	0	0	0	0	0	0	0	0	0	0	0	0	0	0
02:00	0	0	0	0	2	0	0	0	0	0	0	0	0	2
03:00	0	0	1	0	1	0	0	0	0	0	0	0	0	2
04:00	0	0	0	0	0	0	0	0	0	0	0	0	0	0
05:00	0	1	0	1	0	0	0	0	0	0	0	0	0	2
06:00	1	1	4	1	1	0	0	0	0	0	0	0	0	8
07:00	1	3	12	4	2	1	0	0	0	0	0	0	0	23
08:00	1	4	7	5	0	1	0	0	0	0	0	0	0	18
09:00	5	4	7	3	1	0	0	0	0	0	0	0	0	20
10:00	1	5	9	6	1	2	0	0	0	0	0	0	0	24
11:00	3	6	8	4	1	0	0	0	0	0	0	0	0	22
12:00 PM	2	7	16	4	0	0	0	0	0	0	0	0	0	29
13:00	0	8	8	9	0	0	0	0	0	0	0	0	0	25
14:00	2	7	16	6	2	1	0	0	0	0	0	0	0	34
15:00	2	4	28	6	2	0	0	0	0	0	0	0	0	42
16:00	4	7	10	7	1	0	0	0	0	0	0	0	0	29
17:00	1	5	16	7	2	0	0	0	0	0	0	0	0	31
18:00	0	6	17	4	0	0	0	0	0	0	0	0	0	27
19:00	1	6	10	3	0	0	0	0	0	0	0	0	0	20
20:00	0	2	6	1	0	0	0	0	0	0	0	0	0	9
21:00	0	0	3	3	0	0	0	0	0	0	0	0	0	6
22:00	0	1	0	1	0	0	0	0	0	0	0	0	0	2
23:00	0	1	3	1	0	0	0	0	0	0	0	0	0	5
Totals	24	79	181	76	16	5								381
% of Totals	6%	21%	48%	20%	4%	1%								100%

AM Volumes	12	25	48	24	9	4	0	0	0	0	0	0	0	122		
% AM	3%	7%	13%	6%	2%	1%								32%		
AM Peak Hour	09:00	11:00	07:00	10:00	02:00	10:00								10:00		
Volume	5	6	12	6	2	2								24		
PM Volumes	12	54	133	52	7	1	0	0	0	0	0	0	0	259		
% PM	3%	14%	35%	14%	2%	0%								68%		
PM Peak Hour	16:00	13:00	15:00	13:00	14:00	14:00								15:00		
Volume	4	8	28	9	2	1								42		
Directional Peak Periods		AM 7-9				NOON 12-2				PM 4-6				Off Peak Volumes		
All Speeds		Volume	↔		%	Volume	↔		%	Volume	↔		%	Volume	↔	
		41	11%		54	14%		60	16%		226		59%			

Street Name	Direction	Percentiles					
		15th	50th	Average	85th	95th	ADT
S Beachwood Dr	North Bound	17	22	22	28	31	381
S Beachwood Dr	South Bound	16	21	21	28	32	379

SPEED

S Beachwood Dr Bet. W Verdugo Ave & W Oak St

Day: Wednesday

Date: 1/19/2022

City: Burbank

Project #: CA22_020022_021s

South Bound

Time	< 15	15 - 19	20 - 24	25 - 29	30 - 34	35 - 39	40 - 44	45 - 49	50 - 54	55 - 59	60 - 64	65 - 69	70 +	Total
00:00 AM	0	0	0	0	0	0	0	0	0	0	0	0	0	0
01:00	0	0	0	0	0	0	0	0	0	0	0	0	0	0
02:00	0	0	0	0	0	0	0	0	0	0	0	0	0	0
03:00	0	0	0	0	1	0	0	0	0	0	0	0	0	1
04:00	1	1	0	0	0	0	0	0	0	0	0	0	0	2
05:00	1	0	0	1	1	0	0	0	0	0	0	0	0	3
06:00	0	5	3	1	2	0	0	0	0	0	0	0	0	11
07:00	0	4	5	3	1	0	0	0	0	0	0	0	0	13
08:00	1	7	5	7	0	0	0	0	0	0	0	0	0	20
09:00	5	3	2	3	0	0	0	0	0	0	0	0	0	13
10:00	3	5	6	2	4	0	0	0	0	0	0	0	0	20
11:00	2	12	8	5	1	0	0	0	0	0	0	0	0	28
12:00 PM	7	8	14	2	1	0	0	0	0	0	0	0	0	32
13:00	5	8	9	2	0	1	0	0	0	0	0	0	0	25
14:00	3	17	10	7	2	2	0	0	0	0	0	0	0	41
15:00	3	16	9	5	0	0	0	0	0	0	0	0	0	33
16:00	4	6	11	6	3	0	0	0	0	0	0	0	0	30
17:00	1	11	17	7	2	0	0	0	0	0	0	0	0	38
18:00	2	5	8	3	1	0	0	0	0	0	0	0	0	19
19:00	1	5	10	1	1	1	0	0	0	0	0	0	0	19
20:00	1	4	8	4	0	0	0	0	0	0	0	0	0	17
21:00	0	2	1	3	1	0	0	0	0	0	0	0	0	7
22:00	0	0	1	0	0	0	0	0	0	0	0	0	0	1
23:00	0	1	4	0	1	0	0	0	0	0	0	0	0	6
Totals	40	120	131	62	22	4								379
% of Totals	11%	32%	35%	16%	6%	1%								100%

AM Volumes	13	37	29	22	10	0	0	0	0	0	0	0	0	111		
% AM	3%	10%	8%	6%	3%									29%		
AM Peak Hour	09:00	11:00	11:00	08:00	10:00									11:00		
Volume	5	12	8	7	4									28		
PM Volumes	27	83	102	40	12	4	0	0	0	0	0	0	0	268		
% PM	7%	22%	27%	11%	3%	1%								71%		
PM Peak Hour	12:00	14:00	17:00	14:00	16:00	14:00								14:00		
Volume	7	17	17	7	3	2								41		
Directional Peak Periods		AM 7-9				NOON 12-2				PM 4-6				Off Peak Volumes		
All Speeds		Volume	↔		%	Volume	↔		%	Volume	↔		%	Volume	↔	
		33			9%	57			15%	68			18%	221		

Street Name	Direction	Percentiles					
		15th	50th	Average	85th	95th	ADT
S Beachwood Dr	North Bound	17	22	22	28	31	381
S Beachwood Dr	South Bound	16	21	21	28	32	379

SPEED

S Beachwood Dr Bet. W Verdugo Ave & W Oak St

Day: Wednesday

Date: 1/19/2022

City: Burbank

Project #: CA22_020022_021

Summary

Time	< 15	15 - 19	20 - 24	25 - 29	30 - 34	35 - 39	40 - 44	45 - 49	50 - 54	55 - 59	60 - 64	65 - 69	70 +	Total
00:00 AM	0	1	0	0	0	0	0	0	0	0	0	0	0	1
01:00	0	0	0	0	0	0	0	0	0	0	0	0	0	0
02:00	0	0	0	0	2	0	0	0	0	0	0	0	0	2
03:00	0	0	1	0	2	0	0	0	0	0	0	0	0	3
04:00	1	1	0	0	0	0	0	0	0	0	0	0	0	2
05:00	1	1	0	2	1	0	0	0	0	0	0	0	0	5
06:00	1	6	7	2	3	0	0	0	0	0	0	0	0	19
07:00	1	7	17	7	3	1	0	0	0	0	0	0	0	36
08:00	2	11	12	12	0	1	0	0	0	0	0	0	0	38
09:00	10	7	9	6	1	0	0	0	0	0	0	0	0	33
10:00	4	10	15	8	5	2	0	0	0	0	0	0	0	44
11:00	5	18	16	9	2	0	0	0	0	0	0	0	0	50
12:00 PM	9	15	30	6	1	0	0	0	0	0	0	0	0	61
13:00	5	16	17	11	0	1	0	0	0	0	0	0	0	50
14:00	5	24	26	13	4	3	0	0	0	0	0	0	0	75
15:00	5	20	37	11	2	0	0	0	0	0	0	0	0	75
16:00	8	13	21	13	4	0	0	0	0	0	0	0	0	59
17:00	2	16	33	14	4	0	0	0	0	0	0	0	0	69
18:00	2	11	25	7	1	0	0	0	0	0	0	0	0	46
19:00	2	11	20	4	1	1	0	0	0	0	0	0	0	39
20:00	1	6	14	5	0	0	0	0	0	0	0	0	0	26
21:00	0	2	4	6	1	0	0	0	0	0	0	0	0	13
22:00	0	1	1	1	0	0	0	0	0	0	0	0	0	3
23:00	0	2	7	1	1	0	0	0	0	0	0	0	0	11
Totals	64	199	312	138	38	9								760
% of Totals	8%	26%	41%	18%	5%	1%								100%

AM Volumes	25	62	77	46	19	4	0	0	0	0	0	0	0	233		
% AM	3%	8%	10%	6%	3%	1%								31%		
AM Peak Hour	09:00	11:00	07:00	08:00	10:00	10:00								11:00		
Volume	10	18	17	12	5	2								50		
PM Volumes	39	137	235	92	19	5	0	0	0	0	0	0	0	527		
% PM	5%	18%	31%	12%	3%	1%								69%		
PM Peak Hour	12:00	14:00	15:00	17:00	14:00	14:00								14:00		
Volume	9	24	37	14	4	3								75		
Directional Peak Periods		AM 7-9				NOON 12-2				PM 4-6				Off Peak Volumes		
All Speeds		Volume	↔		%	Volume	↔		%	Volume	↔		%	Volume	↔	
		74			10%	111			15%	128			17%	447		

Street Name	Direction	Percentiles					
		15th	50th	Average	85th	95th	ADT
S Beachwood Dr	Summary	16	22	22	28	31	760

VOLUME

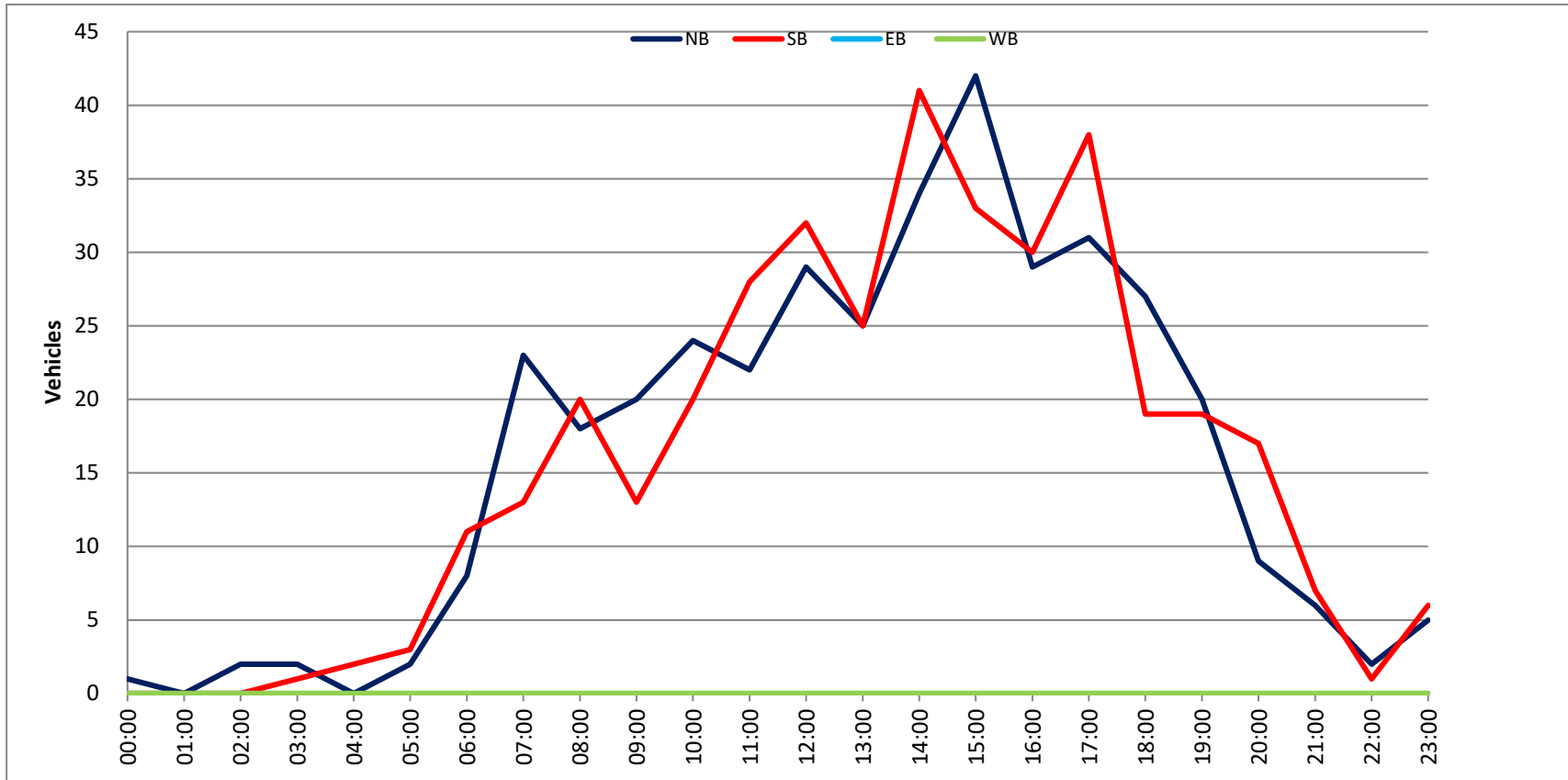
S Beachwood Dr Bet. W Verdugo Ave & W Oak St

Day: Wednesday
 Date: 1/19/2022

City: Burbank
 Project #: CA22_020022_021

DAILY TOTALS					NB	SB	EB	WB	Total		
					381	379	0	0	760		
AM Period	NB	SB	EB	WB	TOTAL	PM Period	NB	SB	EB	WB	TOTAL
00:00	1	0	0	0	1	12:00	4	8	0	0	12
00:15	0	0	0	0		12:15	7	6	0	0	13
00:30	0	0	0	0		12:30	7	8	0	0	15
00:45	0	1	0	0	1	12:45	11	29	10	32	21
01:00	0	0	0	0		13:00	3	5	0	0	8
01:15	0	0	0	0		13:15	4	9	0	0	13
01:30	0	0	0	0		13:30	7	8	0	0	15
01:45	0	0	0	0		13:45	11	25	3	25	14
02:00	0	0	0	0		14:00	9	9	0	0	18
02:15	2	0	0	0	2	14:15	10	11	0	0	21
02:30	0	0	0	0		14:30	6	13	0	0	19
02:45	0	2	0	0	2	14:45	9	34	8	41	17
03:00	0	0	0	0		15:00	18	8	0	0	26
03:15	1	0	0	0	1	15:15	6	5	0	0	11
03:30	1	1	0	0	2	15:30	5	11	0	0	16
03:45	0	2	0	1	3	15:45	13	42	9	33	22
04:00	0	0	0	0		16:00	10	6	0	0	16
04:15	0	0	0	0		16:15	7	10	0	0	17
04:30	0	1	0	0	1	16:30	4	10	0	0	14
04:45	0	1	2	0	1	16:45	8	29	4	30	12
05:00	0	1	0	0	1	17:00	7	13	0	0	20
05:15	1	0	0	0	1	17:15	12	6	0	0	18
05:30	1	0	0	0	1	17:30	5	10	0	0	15
05:45	0	2	2	3	2	17:45	7	31	9	38	16
06:00	1	3	0	0	4	18:00	5	6	0	0	11
06:15	3	3	0	0	6	18:15	9	8	0	0	17
06:30	1	1	0	0	2	18:30	9	2	0	0	11
06:45	3	8	4	11	7	18:45	4	27	3	19	7
07:00	2	2	0	0	4	19:00	3	3	0	0	6
07:15	2	1	0	0	3	19:15	4	8	0	0	12
07:30	3	3	0	0	6	19:30	6	7	0	0	13
07:45	16	23	7	13	23	19:45	7	20	1	19	8
08:00	4	4	0	0	8	20:00	0	6	0	0	6
08:15	8	4	0	0	12	20:15	2	3	0	0	5
08:30	2	5	0	0	7	20:30	3	4	0	0	7
08:45	4	18	7	20	11	20:45	4	9	4	17	8
09:00	3	3	0	0	6	21:00	3	1	0	0	4
09:15	6	1	0	0	7	21:15	1	1	0	0	2
09:30	7	5	0	0	12	21:30	0	2	0	0	2
09:45	4	20	4	13	8	21:45	2	6	3	7	5
10:00	6	2	0	0	8	22:00	1	1	0	0	2
10:15	4	7	0	0	11	22:15	0	0	0	0	
10:30	8	6	0	0	14	22:30	1	0	0	0	1
10:45	6	24	5	20	11	22:45	0	2	0	1	3
11:00	8	6	0	0	14	23:00	0	2	0	0	2
11:15	4	7	0	0	11	23:15	2	2	0	0	4
11:30	5	10	0	0	15	23:30	2	1	0	0	3
11:45	5	22	5	28	10	23:45	1	5	1	6	2
TOTALS	122	111			233	TOTALS	259	268			527
SPLIT %	52.4%	47.6%			30.7%	SPLIT %	49.1%	50.9%			69.3%

DAILY TOTALS					NB	SB	EB	WB	Total
					381	379	0	0	760
AM Peak Hour	07:30	11:15		10:45	PM Peak Hour	14:15	14:00	14:15	
AM Pk Volume	31	30		51	PM Pk Volume	43	41	83	
Pk Hr Factor	0.484	0.750		0.850	Pk Hr Factor	0.597	0.788	0.798	
7 - 9 Volume	41	33	0	74	4 - 6 Volume	60	68	0	128
7 - 9 Peak Hour	07:30	07:45		07:45	4 - 6 Peak Hour	16:45	17:00		17:00
7 - 9 Pk Volume	31	20	0	50	4 - 6 Pk Volume	32	38	0	69
Pk Hr Factor	0.484	0.714	0.000	0.543	Pk Hr Factor	0.667	0.731	0.000	0.863



SPEED

S Beachwood Dr Bet. W Verdugo Ave & W Oak St

Day: Thursday
Date: 1/20/2022

City: Burbank
Project #: CA22_020022_021n

North Bound

Time	< 15	15 - 19	20 - 24	25 - 29	30 - 34	35 - 39	40 - 44	45 - 49	50 - 54	55 - 59	60 - 64	65 - 69	70 +	Total
00:00 AM	0	0	0	0	0	0	0	0	0	0	0	0	0	0
01:00	0	0	1	0	0	0	0	0	0	0	0	0	0	1
02:00	0	0	2	0	0	0	0	0	0	0	0	0	0	2
03:00	0	0	0	0	0	0	0	0	0	0	0	0	0	0
04:00	0	1	0	0	0	0	0	0	0	0	0	0	0	1
05:00	1	0	2	2	0	0	0	0	0	0	0	0	0	5
06:00	1	0	1	3	1	0	0	0	0	0	0	0	0	6
07:00	2	7	4	4	1	0	0	0	0	0	0	0	0	18
08:00	5	9	9	2	1	0	0	0	0	0	0	0	0	26
09:00	4	5	7	4	1	0	0	0	0	0	0	0	0	21
10:00	23	8	1	1	0	0	0	0	0	0	0	0	0	33
11:00	4	2	13	5	1	2	0	0	0	0	0	0	0	27
12:00 PM	1	3	13	6	0	0	0	0	0	0	0	0	0	23
13:00	1	7	16	4	0	0	0	0	0	0	0	0	0	28
14:00	1	9	6	8	3	2	0	0	0	0	0	0	0	29
15:00	3	11	14	11	2	0	0	0	0	0	0	0	0	41
16:00	3	1	12	7	2	1	0	0	0	0	0	0	0	26
17:00	1	3	6	5	0	0	0	0	0	0	0	0	0	15
18:00	0	6	10	6	2	1	0	0	0	0	0	0	0	25
19:00	0	2	9	1	1	0	0	0	0	0	0	0	0	13
20:00	3	2	2	3	0	0	0	0	0	0	0	0	0	10
21:00	0	1	5	1	1	0	0	0	0	0	0	0	0	8
22:00	2	0	6	0	0	0	0	0	0	0	0	0	0	8
23:00	0	0	2	1	0	0	0	0	0	0	0	0	0	3
Totals	55	77	141	74	16	6								369
% of Totals	15%	21%	38%	20%	4%	2%								100%

AM Volumes	40	32	40	21	5	2	0	0	0	0	0	0	0	140		
% AM	11%	9%	11%	6%	1%	1%								38%		
AM Peak Hour	10:00	08:00	11:00	11:00	06:00	11:00								10:00		
Volume	23	9	13	5	1	2								33		
PM Volumes	15	45	101	53	11	4	0	0	0	0	0	0	0	229		
% PM	4%	12%	27%	14%	3%	1%								62%		
PM Peak Hour	15:00	15:00	13:00	15:00	14:00	14:00								15:00		
Volume	3	11	16	11	3	2								41		
Directional Peak Periods		AM 7-9				NOON 12-2				PM 4-6				Off Peak Volumes		
All Speeds		Volume	↔		%	Volume	↔		%	Volume	↔		%	Volume	↔	
		44			12%	51			14%	41			11%	233		

Street Name	Direction	Percentiles					
		15th	50th	Average	85th	95th	ADT
S Beachwood Dr	North Bound	15	22	21	28	31	369
S Beachwood Dr	South Bound	15	21	21	27	31	347

SPEED

S Beachwood Dr Bet. W Verdugo Ave & W Oak St

Day: Thursday
Date: 1/20/2022

City: Burbank
Project #: CA22_020022_021s

South Bound

Time	< 15	15 - 19	20 - 24	25 - 29	30 - 34	35 - 39	40 - 44	45 - 49	50 - 54	55 - 59	60 - 64	65 - 69	70 +	Total
00:00 AM	0	0	0	0	0	0	0	0	0	0	0	0	0	0
01:00	0	0	0	0	0	0	0	0	0	0	0	0	0	0
02:00	0	0	0	0	0	0	0	0	0	0	0	0	0	0
03:00	0	0	0	0	0	0	0	0	0	0	0	0	0	0
04:00	1	0	0	0	0	0	0	0	0	0	0	0	0	1
05:00	0	1	1	1	1	0	0	0	0	0	0	0	0	4
06:00	2	1	3	2	0	1	0	0	0	0	0	0	0	9
07:00	1	7	7	0	2	0	0	0	0	0	0	0	0	17
08:00	2	6	7	3	1	0	0	0	0	0	0	0	0	19
09:00	10	8	2	2	0	0	0	0	0	0	0	0	0	22
10:00	14	7	0	0	1	0	0	0	0	0	0	0	0	22
11:00	6	6	7	3	0	0	0	0	0	0	0	0	0	22
12:00 PM	2	7	12	6	0	0	0	0	0	0	0	0	0	27
13:00	3	11	15	2	3	0	0	0	0	0	0	0	0	34
14:00	2	6	12	5	0	0	0	0	0	0	0	0	0	25
15:00	3	11	8	6	0	0	0	0	0	0	0	0	0	28
16:00	3	6	7	5	5	0	0	0	0	0	0	0	0	26
17:00	2	3	9	6	1	0	0	0	0	0	0	0	0	21
18:00	1	6	16	7	1	0	0	0	0	0	0	0	0	31
19:00	1	2	4	3	0	0	0	0	0	0	0	0	0	10
20:00	1	3	6	2	0	0	0	0	0	0	0	0	0	12
21:00	0	2	4	1	1	0	0	0	0	0	0	0	0	8
22:00	0	3	0	0	2	1	0	0	0	0	0	0	0	6
23:00	0	1	1	0	0	1	0	0	0	0	0	0	0	3
Totals	54	97	121	54	18	3								347
% of Totals	16%	28%	35%	16%	5%	1%								100%

AM Volumes	36	36	27	11	5	1	0	0	0	0	0	0	0	116		
% AM	10%	10%	8%	3%	1%	0%								33%		
AM Peak Hour	10:00	09:00	07:00	08:00	07:00	06:00								09:00		
Volume	14	8	7	3	2	1								22		
PM Volumes	18	61	94	43	13	2	0	0	0	0	0	0	0	231		
% PM	5%	18%	27%	12%	4%	1%								67%		
PM Peak Hour	13:00	13:00	18:00	18:00	16:00	22:00								13:00		
Volume	3	11	16	7	5	1								34		
Directional Peak Periods		AM 7-9				NOON 12-2				PM 4-6				Off Peak Volumes		
All Speeds		Volume	↔		%	Volume	↔		%	Volume	↔		%	Volume	↔	
		36	10%		61	18%		47	14%		203		59%			

Street Name	Direction	Percentiles					
		15th	50th	Average	85th	95th	ADT
S Beachwood Dr	North Bound	15	22	21	28	31	369
S Beachwood Dr	South Bound	15	21	21	27	31	347

SPEED

S Beachwood Dr Bet. W Verdugo Ave & W Oak St

Day: Thursday
Date: 1/20/2022

City: Burbank
Project #: CA22_020022_021

Summary

Time	< 15	15 - 19	20 - 24	25 - 29	30 - 34	35 - 39	40 - 44	45 - 49	50 - 54	55 - 59	60 - 64	65 - 69	70 +	Total
00:00 AM	0	0	0	0	0	0	0	0	0	0	0	0	0	0
01:00	0	0	1	0	0	0	0	0	0	0	0	0	0	1
02:00	0	0	2	0	0	0	0	0	0	0	0	0	0	2
03:00	0	0	0	0	0	0	0	0	0	0	0	0	0	0
04:00	1	1	0	0	0	0	0	0	0	0	0	0	0	2
05:00	1	1	3	3	1	0	0	0	0	0	0	0	0	9
06:00	3	1	4	5	1	1	0	0	0	0	0	0	0	15
07:00	3	14	11	4	3	0	0	0	0	0	0	0	0	35
08:00	7	15	16	5	2	0	0	0	0	0	0	0	0	45
09:00	14	13	9	6	1	0	0	0	0	0	0	0	0	43
10:00	37	15	1	1	1	0	0	0	0	0	0	0	0	55
11:00	10	8	20	8	1	2	0	0	0	0	0	0	0	49
12:00 PM	3	10	25	12	0	0	0	0	0	0	0	0	0	50
13:00	4	18	31	6	3	0	0	0	0	0	0	0	0	62
14:00	3	15	18	13	3	2	0	0	0	0	0	0	0	54
15:00	6	22	22	17	2	0	0	0	0	0	0	0	0	69
16:00	6	7	19	12	7	1	0	0	0	0	0	0	0	52
17:00	3	6	15	11	1	0	0	0	0	0	0	0	0	36
18:00	1	12	26	13	3	1	0	0	0	0	0	0	0	56
19:00	1	4	13	4	1	0	0	0	0	0	0	0	0	23
20:00	4	5	8	5	0	0	0	0	0	0	0	0	0	22
21:00	0	3	9	2	2	0	0	0	0	0	0	0	0	16
22:00	2	3	6	0	2	1	0	0	0	0	0	0	0	14
23:00	0	1	3	1	0	1	0	0	0	0	0	0	0	6
Totals	109	174	262	128	34	9								716
% of Totals	15%	24%	37%	18%	5%	1%								100%

AM Volumes	76	68	67	32	10	3	0	0	0	0	0	0	0	256		
% AM	11%	9%	9%	4%	1%	0%								36%		
AM Peak Hour	10:00	08:00	11:00	11:00	07:00	11:00								10:00		
Volume	37	15	20	8	3	2								55		
PM Volumes	33	106	195	96	24	6	0	0	0	0	0	0	0	460		
% PM	5%	15%	27%	13%	3%	1%								64%		
PM Peak Hour	15:00	15:00	13:00	15:00	16:00	14:00								15:00		
Volume	6	22	31	17	7	2								69		
Directional Peak Periods		AM 7-9				NOON 12-2				PM 4-6				Off Peak Volumes		
All Speeds		Volume			%	Volume			%	Volume			%	Volume		
		80	↔		11%	112	↔		16%	88	↔		12%	436	↔	

Street Name	Direction	Percentiles					
		15th	50th	Average	85th	95th	ADT
S Beachwood Dr	Summary	15	21	21	27	31	716

VOLUME

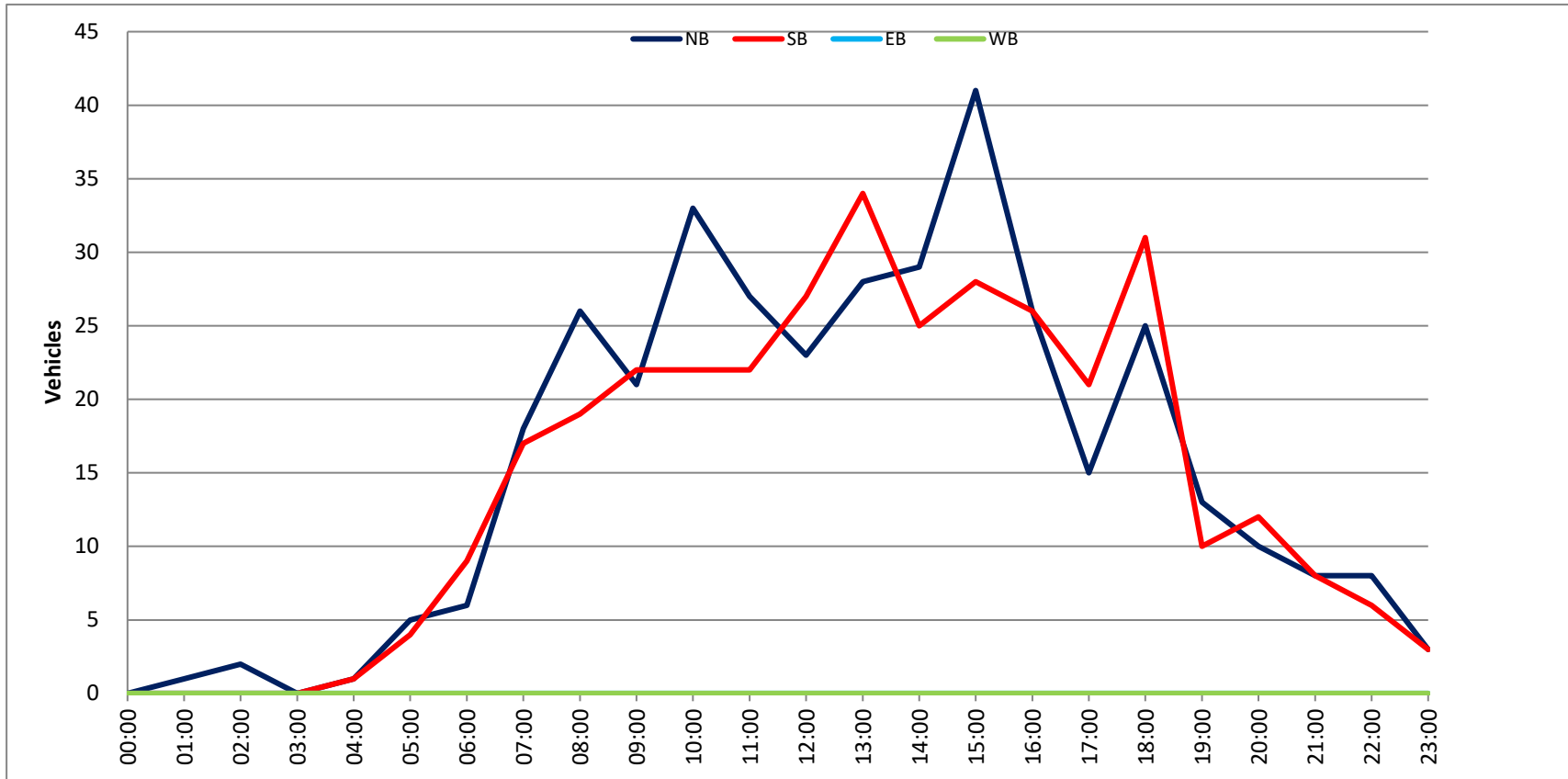
S Beachwood Dr Bet. W Verdugo Ave & W Oak St

Day: Thursday
 Date: 1/20/2022

City: Burbank
 Project #: CA22_020022_021

DAILY TOTALS					NB	SB	EB	WB	Total		
					369	347	0	0	716		
AM Period	NB	SB	EB	WB	TOTAL	PM Period	NB	SB	EB	WB	TOTAL
00:00	0	0	0	0		12:00	8	11	0	0	19
00:15	0	0	0	0		12:15	5	4	0	0	9
00:30	0	0	0	0		12:30	4	6	0	0	10
00:45	0	0	0	0		12:45	6	23	6	27	12
											50
01:00	0	0	0	0		13:00	11	11	0	0	22
01:15	0	0	0	0		13:15	1	7	0	0	8
01:30	1	0	0	0	1	13:30	9	7	0	0	16
01:45	0	1	0	0	1	13:45	7	28	9	34	16
											62
02:00	1	0	0	0	1	14:00	9	8	0	0	17
02:15	0	0	0	0		14:15	8	5	0	0	13
02:30	0	0	0	0		14:30	8	7	0	0	15
02:45	1	2	0	0	1	14:45	4	29	5	25	9
											54
03:00	0	0	0	0		15:00	19	11	0	0	30
03:15	0	0	0	0		15:15	12	7	0	0	19
03:30	0	0	0	0		15:30	7	3	0	0	10
03:45	0	0	0	0		15:45	3	41	7	28	10
											69
04:00	0	0	0	0		16:00	6	7	0	0	13
04:15	0	0	0	0		16:15	4	8	0	0	12
04:30	1	0	0	0	1	16:30	7	6	0	0	13
04:45	0	1	1	1	1	16:45	9	26	5	26	14
											52
05:00	0	1	0	0	1	17:00	3	5	0	0	8
05:15	1	1	0	0	2	17:15	4	4	0	0	8
05:30	1	0	0	0	1	17:30	3	7	0	0	10
05:45	3	5	2	4	5	17:45	5	15	5	21	10
											36
06:00	1	1	0	0	2	18:00	7	11	0	0	18
06:15	2	4	0	0	6	18:15	6	4	0	0	10
06:30	2	2	0	0	4	18:30	10	5	0	0	15
06:45	1	6	2	9	3	18:45	2	25	11	31	13
											56
07:00	2	1	0	0	3	19:00	4	5	0	0	9
07:15	3	4	0	0	7	19:15	2	1	0	0	3
07:30	3	6	0	0	9	19:30	5	3	0	0	8
07:45	10	18	6	17	16	19:45	2	13	1	10	3
											23
08:00	6	2	0	0	8	20:00	4	3	0	0	7
08:15	4	2	0	0	6	20:15	4	5	0	0	9
08:30	8	11	0	0	19	20:30	1	2	0	0	3
08:45	8	26	4	19	12	20:45	1	10	2	12	3
											22
09:00	6	2	0	0	8	21:00	2	3	0	0	5
09:15	6	4	0	0	10	21:15	4	2	0	0	6
09:30	5	9	0	0	14	21:30	1	1	0	0	2
09:45	4	21	7	22	11	21:45	1	8	2	8	3
											16
10:00	8	7	0	0	15	22:00	4	1	0	0	5
10:15	8	4	0	0	12	22:15	3	1	0	0	4
10:30	6	3	0	0	9	22:30	1	2	0	0	3
10:45	11	33	8	22	19	22:45	0	8	2	6	2
											14
11:00	11	8	0	0	19	23:00	2	1	0	0	3
11:15	6	4	0	0	10	23:15	0	0	0	0	
11:30	3	7	0	0	10	23:30	0	1	0	0	1
11:45	7	27	3	22	10	23:45	1	3	1	3	2
											6
TOTALS	140	116			256	TOTALS	229	231			460
SPLIT %	54.7%	45.3%			35.8%	SPLIT %	49.8%	50.2%			64.2%

DAILY TOTALS					NB	SB	EB	WB	Total
					369	347	0	0	716
AM Peak Hour	10:15	09:15			10:15	PM Peak Hour	14:30	13:00	14:30
AM Pk Volume	36	27			59	PM Pk Volume	43	34	73
Pk Hr Factor	0.818	0.750			0.776	Pk Hr Factor	0.566	0.773	0.608
7 - 9 Volume	44	36	0	0	80	4 - 6 Volume	41	47	88
7 - 9 Peak Hour	07:45	07:45			07:45	4 - 6 Peak Hour	16:00	16:00	16:00
7 - 9 Pk Volume	28	21	0	0	49	4 - 6 Pk Volume	26	26	52
Pk Hr Factor	0.700	0.477	0.000	0.000	0.645	Pk Hr Factor	0.722	0.813	0.929



SPEED

S Griffith Park Dr Bet. W Oak St. & W Alameda Ave

Day: Tuesday
Date: 1/18/2022

City: Burbank
Project #: CA22_020022_024s

South Bound

Table with columns: Time, <15, 15-19, 20-24, 25-29, 30-34, 35-39, 40-44, 45-49, 50-54, 55-59, 60-64, 65-69, 70+, Total. Rows from 0:00 AM to 23:45 with traffic volume counts per speed bin.

Summary tables including: Directional Peak Periods (All Classes, AM 7-9, NOON 12-2, PM 4-6, Off Peak Volumes), AM Volumes (% AM, Volume), PM Volumes (% PM, Volume), and Directional Peak Periods (All Classes, AM 7-9, NOON 12-2, PM 4-6, Off Peak Volumes).

Percentiles table with columns: Street Name, Direction, 15th, 50th, Average, 85th, 95th, ADT. Rows for S Griffith Park Dr (North and South Bound).

SPEED

S Griffith Park Dr Bet. W Oak St. & W Alameda Ave

Day: Tuesday
Date: 1/18/2022

City: Burbank
Project #: CA22_020022_024n

North Bound

Time	< 15	15 - 19	20 - 24	25 - 29	30 - 34	35 - 39	40 - 44	45 - 49	50 - 54	55 - 59	60 - 64	65 - 69	70 +	Total
0:00 AM	0	0	0	0	0	0	0	0	0	0	0	0	0	0
1:00	0	1	0	0	0	0	0	0	0	0	0	0	0	1
2:00	0	1	0	0	0	0	0	0	0	0	0	0	0	1
3:00	0	0	0	0	0	0	0	0	0	0	0	0	0	0
4:00	0	0	0	0	0	0	0	0	0	0	0	0	0	0
5:00	0	0	0	0	0	0	0	0	0	0	0	0	0	0
6:00	1	0	1	0	0	0	0	0	0	0	0	0	0	2
7:00	1	10	16	2	1	0	0	0	0	0	0	0	0	30
8:00	3	1	6	0	0	0	0	0	0	0	0	0	0	10
9:00	1	3	4	0	1	0	0	0	0	0	0	0	0	9
10:00	2	6	3	0	0	0	0	0	0	0	0	0	0	11
11:00	5	2	5	1	0	0	0	0	0	0	0	0	0	13
12:00 PM	4	5	8	2	0	0	0	0	0	0	0	0	0	19
13:00	2	4	1	1	0	0	0	0	0	0	0	0	0	8
14:00	4	13	8	2	1	0	0	0	0	0	0	0	0	28
15:00	8	7	8	2	0	0	0	0	0	0	0	0	0	25
16:00	1	3	4	2	0	0	0	0	0	0	0	0	0	10
17:00	2	1	8	2	0	0	0	0	0	0	0	0	0	13
18:00	5	5	3	1	0	0	0	0	0	0	0	0	0	14
19:00	1	4	1	1	0	0	0	0	0	0	0	0	0	7
20:00	1	1	3	0	0	0	0	0	0	0	0	0	0	5
21:00	1	3	0	0	0	0	0	0	0	0	0	0	0	4
22:00	1	1	1	1	0	0	0	0	0	0	0	0	0	4
23:00	0	0	2	0	0	0	0	0	0	0	0	0	0	2
Totals	43	71	82	17	3									216
% of Totals	20%	33%	38%	8%	1%									100%

AM Volumes	13	24	35	3	2	0	0	0	0	0	0	0	0	77		
% AM	6%	11%	16%	1%	1%									36%		
AM Peak Hour	11:00	7:00	7:00	7:00	7:00									7:00		
Volume	5	10	16	2	1									30		
PM Volumes	30	47	47	14	1	0	0	0	0	0	0	0	0	139		
% PM	14%	22%	22%	6%	0%									64%		
PM Peak Hour	15:00	14:00	12:00	12:00	14:00									14:00		
Volume	8	13	8	2	1									28		
Directional Peak Periods		AM 7-9				NOON 12-2				PM 4-6				Off Peak Volumes		
All Speeds		Volume	↔		%	Volume	↔		%	Volume	↔		%	Volume	↔	
		40			19%	27			13%	23			11%	126		

Street Name	Direction	Percentiles					
		15th	50th	Average	85th	95th	ADT
S Griffith Park Dr	North Bound	13	20	19	24	28	216
S Griffith Park Dr	South Bound	14	18	18	22	25	221

SPEED

S Griffith Park Dr Bet. W Oak St. & W Alameda Ave

Day: Tuesday
Date: 1/18/2022

City: Burbank
Project #: CA22_020022_024s

South Bound

Time	< 15	15 - 19	20 - 24	25 - 29	30 - 34	35 - 39	40 - 44	45 - 49	50 - 54	55 - 59	60 - 64	65 - 69	70 +	Total
0:00 AM	0	0	0	0	0	0	0	0	0	0	0	0	0	0
1:00	0	0	0	0	0	0	0	0	0	0	0	0	0	0
2:00	0	0	0	0	0	0	0	0	0	0	0	0	0	0
3:00	0	0	0	0	0	0	0	0	0	0	0	0	0	0
4:00	0	0	0	0	0	0	0	0	0	0	0	0	0	0
5:00	1	1	0	0	0	0	0	0	0	0	0	0	0	2
6:00	1	5	2	0	0	0	0	0	0	0	0	0	0	8
7:00	4	26	12	5	0	0	0	0	0	0	0	0	0	47
8:00	3	7	3	1	0	1	0	0	0	0	0	0	0	15
9:00	1	5	0	1	0	0	0	0	0	0	0	0	0	7
10:00	0	3	0	0	0	0	0	0	0	0	0	0	0	3
11:00	3	7	3	0	0	0	0	0	0	0	0	0	0	13
12:00 PM	4	7	2	0	0	0	0	0	0	0	0	0	0	13
13:00	6	4	3	1	0	0	0	0	0	0	0	0	0	14
14:00	5	6	4	0	0	0	0	0	0	0	0	0	0	15
15:00	3	28	5	0	0	0	0	0	0	0	0	0	0	36
16:00	3	9	3	0	0	0	0	0	0	0	0	0	0	15
17:00	0	3	2	0	0	0	0	0	0	0	0	0	0	5
18:00	1	2	2	0	0	0	0	0	0	0	0	0	0	5
19:00	0	7	1	1	1	0	0	0	0	0	0	0	0	10
20:00	2	3	0	0	0	0	0	0	0	0	0	0	0	5
21:00	2	2	0	0	0	0	0	0	0	0	0	0	0	4
22:00	0	2	0	0	0	0	0	0	0	0	0	0	0	2
23:00	0	2	0	0	0	0	0	0	0	0	0	0	0	2
Totals	39	129	42	9	1	1								221
% of Totals	18%	58%	19%	4%	0%	0%								100%

AM Volumes	13	54	20	7	0	1	0	0	0	0	0	0	0	95		
% AM	6%	24%	9%	3%		0%								43%		
AM Peak Hour	7:00	7:00	7:00	7:00		8:00								7:00		
Volume	4	26	12	5		1								47		
PM Volumes	26	75	22	2	1	0	0	0	0	0	0	0	0	126		
% PM	12%	34%	10%	1%	0%									57%		
PM Peak Hour	13:00	15:00	15:00	13:00	19:00									15:00		
Volume	6	28	5	1	1									36		
Directional Peak Periods		AM 7-9				NOON 12-2				PM 4-6				Off Peak Volumes		
All Speeds		Volume	↔		%	Volume	↔		%	Volume	↔		%	Volume	↔	
		62			28%	27			12%	20			9%	112		

Street Name	Direction	Percentiles					
		15th	50th	Average	85th	95th	ADT
S Griffith Park Dr	North Bound	13	20	19	24	28	216
S Griffith Park Dr	South Bound	14	18	18	22	25	221

SPEED

S Griffith Park Dr Bet. W Oak St. & W Alameda Ave

Day: Tuesday
Date: 1/18/2022

City: Burbank
Project #: CA22_020022_024

Summary

Time	< 15	15 - 19	20 - 24	25 - 29	30 - 34	35 - 39	40 - 44	45 - 49	50 - 54	55 - 59	60 - 64	65 - 69	70 +	Total
0:00 AM	0	0	0	0	0	0	0	0	0	0	0	0	0	0
1:00	0	1	0	0	0	0	0	0	0	0	0	0	0	1
2:00	0	1	0	0	0	0	0	0	0	0	0	0	0	1
3:00	0	0	0	0	0	0	0	0	0	0	0	0	0	0
4:00	0	0	0	0	0	0	0	0	0	0	0	0	0	0
5:00	1	1	0	0	0	0	0	0	0	0	0	0	0	2
6:00	2	5	3	0	0	0	0	0	0	0	0	0	0	10
7:00	5	36	28	7	1	0	0	0	0	0	0	0	0	77
8:00	6	8	9	1	0	1	0	0	0	0	0	0	0	25
9:00	2	8	4	1	1	0	0	0	0	0	0	0	0	16
10:00	2	9	3	0	0	0	0	0	0	0	0	0	0	14
11:00	8	9	8	1	0	0	0	0	0	0	0	0	0	26
12:00 PM	8	12	10	2	0	0	0	0	0	0	0	0	0	32
13:00	8	8	4	2	0	0	0	0	0	0	0	0	0	22
14:00	9	19	12	2	1	0	0	0	0	0	0	0	0	43
15:00	11	35	13	2	0	0	0	0	0	0	0	0	0	61
16:00	4	12	7	2	0	0	0	0	0	0	0	0	0	25
17:00	2	4	10	2	0	0	0	0	0	0	0	0	0	18
18:00	6	7	5	1	0	0	0	0	0	0	0	0	0	19
19:00	1	11	2	2	1	0	0	0	0	0	0	0	0	17
20:00	3	4	3	0	0	0	0	0	0	0	0	0	0	10
21:00	3	5	0	0	0	0	0	0	0	0	0	0	0	8
22:00	1	3	1	1	0	0	0	0	0	0	0	0	0	6
23:00	0	2	2	0	0	0	0	0	0	0	0	0	0	4
Totals	82	200	124	26	4	1								437
% of Totals	19%	46%	28%	6%	1%	0%								100%

AM Volumes	26	78	55	10	2	1	0	0	0	0	0	0	0	172		
% AM	6%	18%	13%	2%	0%	0%								39%		
AM Peak Hour	11:00	7:00	7:00	7:00	7:00	8:00								7:00		
Volume	8	36	28	7	1	1								77		
PM Volumes	56	122	69	16	2	0	0	0	0	0	0	0	0	265		
% PM	13%	28%	16%	4%	0%									61%		
PM Peak Hour	15:00	15:00	15:00	12:00	14:00									15:00		
Volume	11	35	13	2	1									61		
Directional Peak Periods		AM 7-9				NOON 12-2				PM 4-6				Off Peak Volumes		
All Speeds		Volume	↔		%	Volume	↔		%	Volume	↔		%	Volume	↔	
		102			23%	54			12%	43			10%	238		

Street Name	Direction	Percentiles					
		15th	50th	Average	85th	95th	ADT
S Griffith Park Dr	Summary	13	18	18	24	27	437

VOLUME

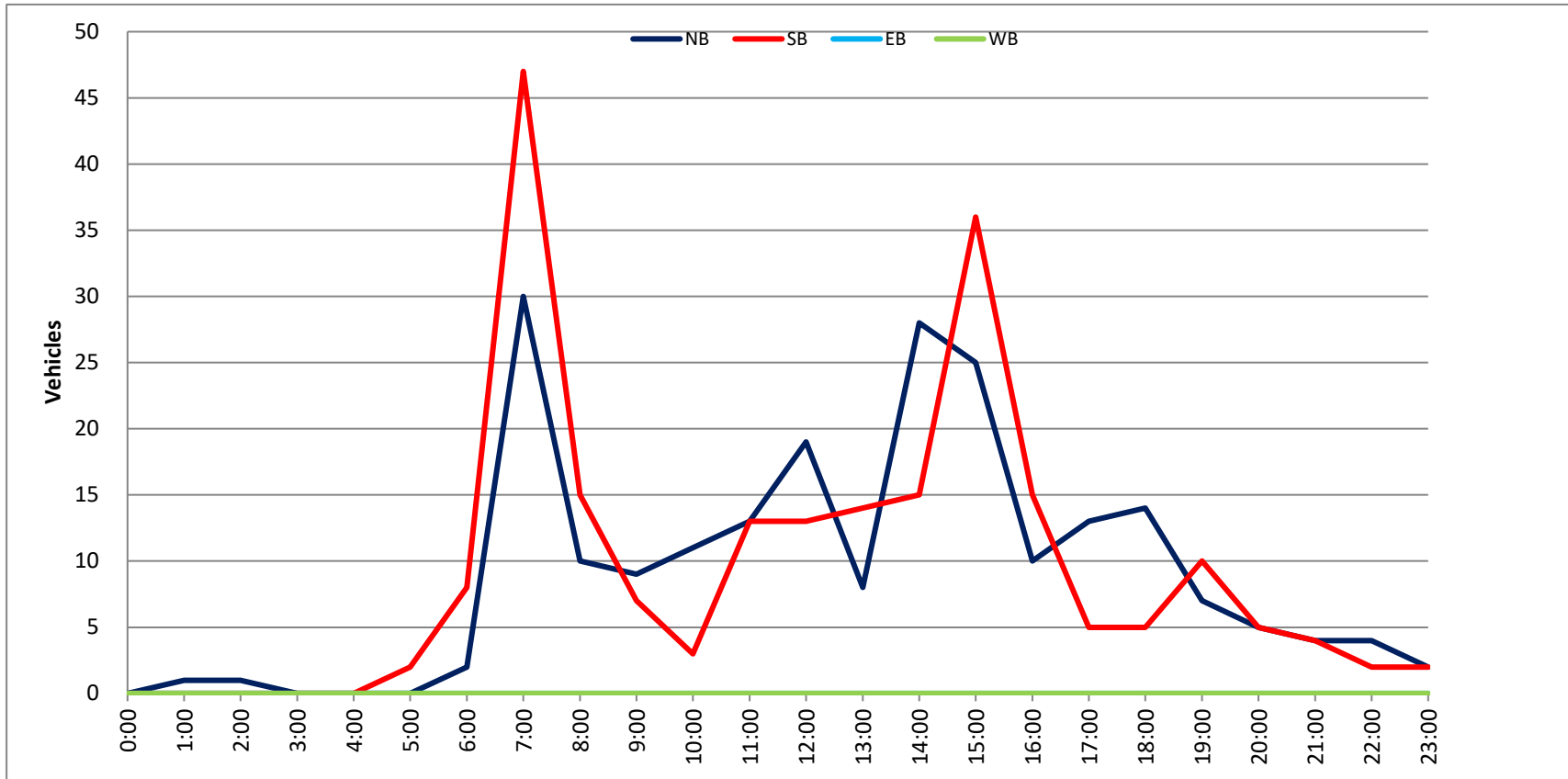
S Griffith Park Dr Bet. W Oak St. & W Alameda Ave

Day: Tuesday
 Date: 1/18/2022

City: Burbank
 Project #: CA22_020022_024

DAILY TOTALS					NB	SB	EB	WB	Total		
					216	221	0	0	437		
AM Period	NB	SB	EB	WB	TOTAL	PM Period	NB	SB	EB	WB	TOTAL
0:00	0	0	0	0		12:00	3	5	0	0	8
0:15	0	0	0	0		12:15	7	1	0	0	8
0:30	0	0	0	0		12:30	4	7	0	0	11
0:45	0	0	0	0		12:45	5	19	0	13	37
1:00	1	0	0	0	1	13:00	2	2	0	0	4
1:15	0	0	0	0		13:15	2	5	0	0	7
1:30	0	0	0	0		13:30	1	4	0	0	5
1:45	0	1	0	0	1	13:45	3	8	3	14	28
2:00	1	0	0	0	1	14:00	8	2	0	0	10
2:15	0	0	0	0		14:15	6	6	0	0	12
2:30	0	0	0	0		14:30	7	3	0	0	10
2:45	0	1	0	0	1	14:45	7	28	4	15	54
3:00	0	0	0	0		15:00	13	28	0	0	41
3:15	0	0	0	0		15:15	5	3	0	0	8
3:30	0	0	0	0		15:30	6	2	0	0	8
3:45	0	0	0	0		15:45	1	25	3	36	65
4:00	0	0	0	0		16:00	3	2	0	0	5
4:15	0	0	0	0		16:15	1	3	0	0	4
4:30	0	0	0	0		16:30	2	3	0	0	5
4:45	0	0	0	0		16:45	4	10	7	15	36
5:00	0	1	0	0	1	17:00	1	1	0	0	2
5:15	0	0	0	0		17:15	4	1	0	0	5
5:30	0	1	0	0	1	17:30	2	2	0	0	4
5:45	0	0	2	0	2	17:45	6	13	1	5	25
6:00	0	2	0	0	2	18:00	4	3	0	0	7
6:15	0	1	0	0	1	18:15	4	2	0	0	6
6:30	0	2	0	0	2	18:30	5	0	0	0	5
6:45	2	2	3	8	5	18:45	1	14	0	5	20
7:00	1	2	0	0	3	19:00	3	4	0	0	7
7:15	1	2	0	0	3	19:15	2	2	0	0	4
7:30	9	15	0	0	24	19:30	1	0	0	0	1
7:45	19	30	28	47	47	19:45	1	7	4	10	22
8:00	2	8	0	0	10	20:00	3	1	0	0	4
8:15	1	2	0	0	3	20:15	0	1	0	0	1
8:30	3	3	0	0	6	20:30	1	1	0	0	2
8:45	4	10	2	15	6	20:45	1	5	2	5	13
9:00	2	2	0	0	4	21:00	0	0	0	0	0
9:15	3	3	0	0	6	21:15	1	1	0	0	2
9:30	4	2	0	0	6	21:30	1	1	0	0	2
9:45	0	9	0	7	0	21:45	2	4	2	4	12
10:00	5	0	0	0	5	22:00	2	2	0	0	4
10:15	0	2	0	0	2	22:15	0	0	0	0	0
10:30	3	0	0	0	3	22:30	1	0	0	0	1
10:45	3	11	1	3	4	22:45	1	4	0	2	7
11:00	2	2	0	0	4	23:00	1	1	0	0	2
11:15	2	3	0	0	5	23:15	0	1	0	0	1
11:30	6	4	0	0	10	23:30	0	0	0	0	0
11:45	3	13	4	13	7	23:45	1	2	0	2	5
TOTALS	77	95			172	TOTALS	139	126			265
SPLIT %	44.8%	55.2%			39.4%	SPLIT %	52.5%	47.5%			60.6%

DAILY TOTALS					NB	SB	EB	WB	Total
					216	221	0	0	437
AM Peak Hour	7:15	7:15		7:15	PM Peak Hour	14:15	14:15		14:15
AM Pk Volume	31	53		84	PM Pk Volume	33	41		74
Pk Hr Factor	0.408	0.473		0.447	Pk Hr Factor	0.635	0.366		0.451
7 - 9 Volume	40	62	0	102	4 - 6 Volume	23	20	0	43
7 - 9 Peak Hour	7:15	7:15		7:15	4 - 6 Peak Hour	17:00	16:00		16:00
7 - 9 Pk Volume	31	53	0	84	4 - 6 Pk Volume	13	15	0	25
Pk Hr Factor	0.408	0.473	0.000	0.447	Pk Hr Factor	0.542	0.536	0.000	0.568



SPEED

S Griffith Park Dr Bet. W Oak St. & W Alameda Ave

Day: Wednesday

Date: 1/19/2022

City: Burbank

Project #: CA22_020022_024n

North Bound

Time	< 15	15 - 19	20 - 24	25 - 29	30 - 34	35 - 39	40 - 44	45 - 49	50 - 54	55 - 59	60 - 64	65 - 69	70 +	Total
0:00 AM	0	0	0	0	0	0	0	0	0	0	0	0	0	0
1:00	0	0	0	0	0	0	0	0	0	0	0	0	0	0
2:00	0	0	0	0	0	0	0	0	0	0	0	0	0	0
3:00	0	0	0	0	0	0	0	0	0	0	0	0	0	0
4:00	1	0	0	0	0	0	0	0	0	0	0	0	0	1
5:00	1	0	0	0	0	0	0	0	0	0	0	0	0	1
6:00	0	1	0	0	0	0	0	0	0	0	0	0	0	1
7:00	5	16	8	0	0	0	0	0	0	0	0	0	0	29
8:00	0	7	6	1	0	0	0	0	0	0	0	0	0	14
9:00	4	5	4	1	0	0	0	0	0	0	0	0	0	14
10:00	3	3	4	1	0	0	0	0	0	0	0	0	0	11
11:00	1	7	1	1	0	0	0	0	0	0	0	0	0	10
12:00 PM	3	3	2	1	0	0	0	0	0	0	0	0	0	9
13:00	3	5	8	0	0	0	0	0	0	0	0	0	0	16
14:00	3	11	6	1	1	0	0	0	0	0	0	0	0	22
15:00	10	12	6	1	2	0	0	0	0	0	0	0	0	31
16:00	3	6	6	2	0	0	0	0	0	0	0	0	0	17
17:00	2	8	10	0	0	0	0	0	0	0	0	0	0	20
18:00	0	7	4	1	0	0	0	0	0	0	0	0	0	12
19:00	1	2	3	0	0	0	0	0	0	0	0	0	0	6
20:00	1	1	4	0	0	0	0	0	0	0	0	0	0	6
21:00	0	3	2	1	0	0	0	0	0	0	0	0	0	6
22:00	0	0	0	0	0	0	0	0	0	0	0	0	0	0
23:00	1	1	0	0	0	0	0	0	0	0	0	0	0	2
Totals	42	98	74	11	3									228
% of Totals	18%	43%	32%	5%	1%									100%

AM Volumes	15	39	23	4	0	0	0	0	0	0	0	0	0	81		
% AM	7%	17%	10%	2%										36%		
AM Peak Hour	7:00	7:00	7:00	8:00										7:00		
Volume	5	16	8	1										29		
PM Volumes	27	59	51	7	3	0	0	0	0	0	0	0	0	147		
% PM	12%	26%	22%	3%	1%									64%		
PM Peak Hour	15:00	15:00	17:00	16:00	15:00									15:00		
Volume	10	12	10	2	2									31		
Directional Peak Periods		AM 7-9				NOON 12-2				PM 4-6				Off Peak Volumes		
All Speeds		Volume	↔		%	Volume	↔		%	Volume	↔		%	Volume	↔	
		43			19%	25			11%	37			16%	123		

Street Name	Direction	Percentiles					
		15th	50th	Average	85th	95th	ADT
S Griffith Park Dr	North Bound	13	19	18	24	26	228
S Griffith Park Dr	South Bound	10	17	17	22	25	231

SPEED

S Griffith Park Dr Bet. W Oak St. & W Alameda Ave

Day: Wednesday

Date: 1/19/2022

City: Burbank

Project #: CA22_020022_024s

South Bound

Time	< 15	15 - 19	20 - 24	25 - 29	30 - 34	35 - 39	40 - 44	45 - 49	50 - 54	55 - 59	60 - 64	65 - 69	70 +	Total
0:00 AM	0	0	0	0	0	0	0	0	0	0	0	0	0	0
1:00	0	0	0	0	0	0	0	0	0	0	0	0	0	0
2:00	0	0	0	0	0	0	0	0	0	0	0	0	0	0
3:00	0	0	0	0	0	0	0	0	0	0	0	0	0	0
4:00	0	1	0	0	0	0	0	0	0	0	0	0	0	1
5:00	0	1	0	0	0	0	0	0	0	0	0	0	0	1
6:00	0	3	3	0	0	0	0	0	0	0	0	0	0	6
7:00	13	21	8	0	0	0	0	0	0	0	0	0	0	42
8:00	5	9	3	0	0	0	0	0	0	0	0	0	0	17
9:00	5	8	2	0	0	0	0	0	0	0	0	0	0	15
10:00	5	4	3	1	0	0	0	0	0	0	0	0	0	13
11:00	1	4	1	0	0	0	0	0	0	0	0	0	0	6
12:00 PM	6	4	2	0	0	0	0	0	0	0	0	0	0	12
13:00	2	1	2	1	0	0	0	0	0	0	0	0	0	6
14:00	5	13	2	1	0	0	0	0	0	0	0	0	0	21
15:00	12	17	5	2	0	0	0	0	0	0	0	0	0	36
16:00	5	8	1	0	1	0	0	0	0	0	0	0	0	15
17:00	1	4	4	0	0	0	0	0	0	0	0	0	0	9
18:00	1	5	1	2	0	0	0	0	0	0	0	0	0	9
19:00	1	5	1	0	0	0	0	0	0	0	0	0	0	7
20:00	1	2	0	0	0	0	0	0	0	0	0	0	0	3
21:00	0	2	3	0	0	0	0	0	0	0	0	0	0	5
22:00	0	3	1	0	0	0	0	0	0	0	0	0	0	4
23:00	1	2	0	0	0	0	0	0	0	0	0	0	0	3
Totals	64	117	42	7	1									231
% of Totals	28%	51%	18%	3%	0%									100%

AM Volumes	29	51	20	1	0	0	0	0	0	0	0	0	0	101
% AM	13%	22%	9%	0%										44%
AM Peak Hour	7:00	7:00	7:00	10:00										7:00
Volume	13	21	8	1										42
PM Volumes	35	66	22	6	1	0	0	0	0	0	0	0	0	130
% PM	15%	29%	10%	3%	0%									56%
PM Peak Hour	15:00	15:00	15:00	15:00	16:00									15:00
Volume	12	17	5	2	1									36
Directional Peak Periods	AM 7-9		NOON 12-2		PM 4-6		Off Peak Volumes							
All Speeds	Volume	%	Volume	%	Volume	%	Volume	%						
	59	26%	18	8%	24	10%	130	56%						

Street Name	Direction	Percentiles					
		15th	50th	Average	85th	95th	ADT
S Griffith Park Dr	North Bound	13	19	18	24	26	228
S Griffith Park Dr	South Bound	10	17	17	22	25	231

SPEED

S Griffith Park Dr Bet. W Oak St. & W Alameda Ave

Day: Wednesday

Date: 1/19/2022

City: Burbank

Project #: CA22_020022_024

Summary

Time	< 15	15 - 19	20 - 24	25 - 29	30 - 34	35 - 39	40 - 44	45 - 49	50 - 54	55 - 59	60 - 64	65 - 69	70 +	Total
0:00 AM	0	0	0	0	0	0	0	0	0	0	0	0	0	0
1:00	0	0	0	0	0	0	0	0	0	0	0	0	0	0
2:00	0	0	0	0	0	0	0	0	0	0	0	0	0	0
3:00	0	0	0	0	0	0	0	0	0	0	0	0	0	0
4:00	1	1	0	0	0	0	0	0	0	0	0	0	0	2
5:00	1	1	0	0	0	0	0	0	0	0	0	0	0	2
6:00	0	4	3	0	0	0	0	0	0	0	0	0	0	7
7:00	18	37	16	0	0	0	0	0	0	0	0	0	0	71
8:00	5	16	9	1	0	0	0	0	0	0	0	0	0	31
9:00	9	13	6	1	0	0	0	0	0	0	0	0	0	29
10:00	8	7	7	2	0	0	0	0	0	0	0	0	0	24
11:00	2	11	2	1	0	0	0	0	0	0	0	0	0	16
12:00 PM	9	7	4	1	0	0	0	0	0	0	0	0	0	21
13:00	5	6	10	1	0	0	0	0	0	0	0	0	0	22
14:00	8	24	8	2	1	0	0	0	0	0	0	0	0	43
15:00	22	29	11	3	2	0	0	0	0	0	0	0	0	67
16:00	8	14	7	2	1	0	0	0	0	0	0	0	0	32
17:00	3	12	14	0	0	0	0	0	0	0	0	0	0	29
18:00	1	12	5	3	0	0	0	0	0	0	0	0	0	21
19:00	2	7	4	0	0	0	0	0	0	0	0	0	0	13
20:00	2	3	4	0	0	0	0	0	0	0	0	0	0	9
21:00	0	5	5	1	0	0	0	0	0	0	0	0	0	11
22:00	0	3	1	0	0	0	0	0	0	0	0	0	0	4
23:00	2	3	0	0	0	0	0	0	0	0	0	0	0	5
Totals	106	215	116	18	4									459
% of Totals	23%	47%	25%	4%	1%									100%

AM Volumes	44	90	43	5	0	0	0	0	0	0	0	0	0	182		
% AM	10%	20%	9%	1%										40%		
AM Peak Hour	7:00	7:00	7:00	10:00										7:00		
Volume	18	37	16	2										71		
PM Volumes	62	125	73	13	4	0	0	0	0	0	0	0	0	277		
% PM	14%	27%	16%	3%	1%									60%		
PM Peak Hour	15:00	15:00	17:00	15:00	15:00									15:00		
Volume	22	29	14	3	2									67		
Directional Peak Periods		AM 7-9				NOON 12-2				PM 4-6				Off Peak Volumes		
All Speeds		Volume	↔		%	Volume	↔		%	Volume	↔		%	Volume	↔	
		102			22%	43			9%	61			13%	253		

Street Name	Direction	Percentiles					
		15th	50th	Average	85th	95th	ADT
S Griffith Park Dr	Summary	11	18	18	23	25	459

VOLUME

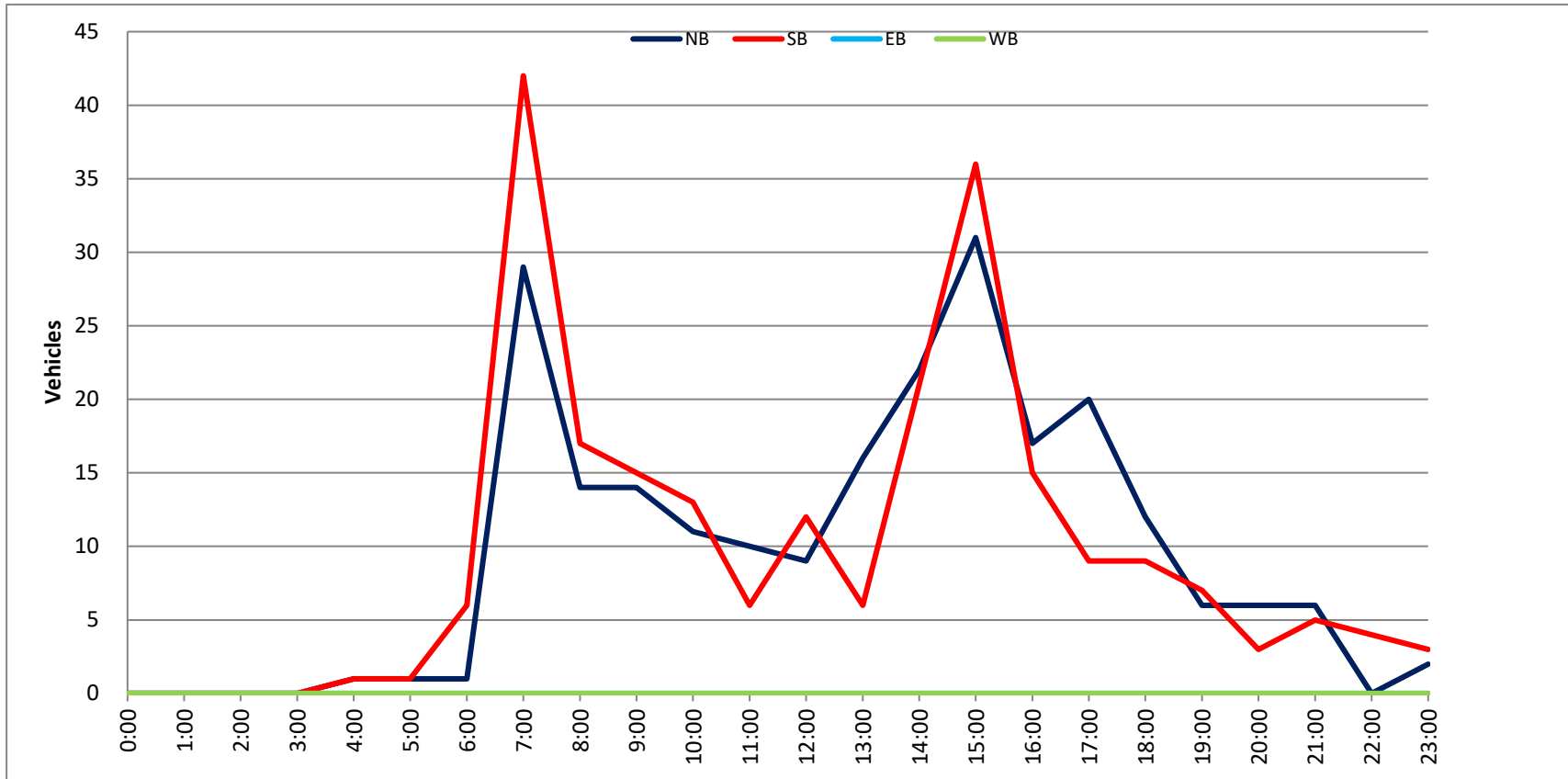
S Griffith Park Dr Bet. W Oak St. & W Alameda Ave

Day: Wednesday
 Date: 1/19/2022

City: Burbank
 Project #: CA22_020022_024

DAILY TOTALS					NB	SB	EB	WB	Total		
					228	231	0	0	459		
AM Period	NB	SB	EB	WB	TOTAL	PM Period	NB	SB	EB	WB	TOTAL
0:00	0	0	0	0		12:00	3	6	0	0	9
0:15	0	0	0	0		12:15	1	3	0	0	4
0:30	0	0	0	0		12:30	3	3	0	0	6
0:45	0	0	0	0		12:45	2	9	0	12	21
1:00	0	0	0	0		13:00	6	1	0	0	7
1:15	0	0	0	0		13:15	0	2	0	0	2
1:30	0	0	0	0		13:30	4	3	0	0	7
1:45	0	0	0	0		13:45	6	16	0	6	22
2:00	0	0	0	0		14:00	5	5	0	0	10
2:15	0	0	0	0		14:15	4	4	0	0	8
2:30	0	0	0	0		14:30	5	6	0	0	11
2:45	0	0	0	0		14:45	8	22	6	21	43
3:00	0	0	0	0		15:00	13	25	0	0	38
3:15	0	0	0	0		15:15	5	5	0	0	10
3:30	0	0	0	0		15:30	5	1	0	0	6
3:45	0	0	0	0		15:45	8	31	5	36	67
4:00	0	0	0	0		16:00	4	7	0	0	11
4:15	0	0	0	0		16:15	4	3	0	0	7
4:30	1	1	0	0	2	16:30	4	3	0	0	7
4:45	0	1	0	1	2	16:45	5	17	2	15	32
5:00	0	0	0	0		17:00	7	4	0	0	11
5:15	0	1	0	0	1	17:15	7	2	0	0	9
5:30	1	0	0	0	1	17:30	3	2	0	0	5
5:45	0	1	0	1	2	17:45	3	20	1	9	29
6:00	0	0	0	0		18:00	1	2	0	0	3
6:15	0	3	0	0	3	18:15	5	1	0	0	6
6:30	1	0	0	0	1	18:30	4	5	0	0	9
6:45	0	1	3	6	7	18:45	2	12	1	9	21
7:00	2	2	0	0	4	19:00	2	3	0	0	5
7:15	5	1	0	0	6	19:15	1	2	0	0	3
7:30	7	16	0	0	23	19:30	2	2	0	0	4
7:45	15	29	23	42	71	19:45	1	6	0	7	13
8:00	3	7	0	0	10	20:00	2	0	0	0	2
8:15	3	1	0	0	4	20:15	0	1	0	0	1
8:30	3	6	0	0	9	20:30	2	1	0	0	3
8:45	5	14	3	17	31	20:45	2	6	1	3	9
9:00	2	4	0	0	6	21:00	0	2	0	0	2
9:15	3	6	0	0	9	21:15	2	2	0	0	4
9:30	5	3	0	0	8	21:30	1	0	0	0	1
9:45	4	14	2	15	29	21:45	3	6	1	5	11
10:00	5	3	0	0	8	22:00	0	2	0	0	2
10:15	2	5	0	0	7	22:15	0	1	0	0	1
10:30	2	2	0	0	4	22:30	0	0	0	0	0
10:45	2	11	3	13	24	22:45	0	1	4	0	4
11:00	2	3	0	0	5	23:00	1	2	0	0	3
11:15	2	0	0	0	2	23:15	0	0	0	0	0
11:30	4	2	0	0	6	23:30	1	0	0	0	1
11:45	2	10	1	6	16	23:45	0	2	1	3	5
TOTALS	81	101			182	TOTALS	147	130			277
SPLIT %	44.5%	55.5%			39.7%	SPLIT %	53.1%	46.9%			60.3%

DAILY TOTALS					NB	SB	EB	WB	Total
					228	231	0	0	459
AM Peak Hour	7:15	7:15		7:15	PM Peak Hour	14:30	14:30		14:30
AM Pk Volume	30	47		77	PM Pk Volume	31	42		73
Pk Hr Factor	0.500	0.511		0.507	Pk Hr Factor	0.596	0.420		0.480
7 - 9 Volume	43	59	0	102	4 - 6 Volume	37	24	0	61
7 - 9 Peak Hour	7:15	7:15		7:15	4 - 6 Peak Hour	16:30	16:00		16:30
7 - 9 Pk Volume	30	47	0	77	4 - 6 Pk Volume	23	15	0	34
Pk Hr Factor	0.500	0.511	0.000	0.507	Pk Hr Factor	0.821	0.536	0.000	0.773



SPEED

S Griffith Park Dr Bet. W Oak St. & W Alameda Ave

Day: Thursday
Date: 1/20/2022

City: Burbank
Project #: CA22_020022_024n

North Bound

Time	< 15	15 - 19	20 - 24	25 - 29	30 - 34	35 - 39	40 - 44	45 - 49	50 - 54	55 - 59	60 - 64	65 - 69	70 +	Total
0:00 AM	0	1	0	0	0	0	0	0	0	0	0	0	0	1
1:00	1	0	0	0	0	0	0	0	0	0	0	0	0	1
2:00	0	0	1	0	0	0	0	0	0	0	0	0	0	1
3:00	0	0	0	0	0	0	0	0	0	0	0	0	0	0
4:00	0	0	0	0	0	0	0	0	0	0	0	0	0	0
5:00	0	1	0	0	0	0	0	0	0	0	0	0	0	1
6:00	0	1	0	0	0	0	0	0	0	0	0	0	0	1
7:00	3	7	9	2	0	0	0	0	0	0	0	0	0	21
8:00	3	7	3	0	0	0	0	0	0	0	0	0	0	13
9:00	3	4	2	1	1	0	0	0	0	0	0	0	0	11
10:00	1	5	7	0	0	0	0	0	0	0	0	0	0	13
11:00	0	2	2	0	1	0	0	0	0	0	0	0	0	5
12:00 PM	3	2	3	1	0	0	0	0	0	0	0	0	0	9
13:00	2	8	1	2	1	0	0	0	0	0	0	0	0	14
14:00	4	18	10	0	0	0	0	0	0	0	0	0	0	32
15:00	5	6	8	2	1	0	0	0	0	0	0	0	0	22
16:00	2	8	4	1	0	0	0	0	0	0	0	0	0	15
17:00	4	7	7	3	0	0	0	0	0	0	0	0	0	21
18:00	1	4	3	2	0	0	0	0	0	0	0	0	0	10
19:00	0	3	6	1	0	0	0	0	0	0	0	0	0	10
20:00	0	2	2	0	0	0	0	0	0	0	0	0	0	4
21:00	1	1	0	1	0	0	0	0	0	0	0	0	0	3
22:00	0	2	2	0	0	0	0	0	0	0	0	0	0	4
23:00	0	0	1	0	0	0	0	0	0	0	0	0	0	1
Totals	33	89	71	16	4									213
% of Totals	15%	42%	33%	8%	2%									100%

AM Volumes	11	28	24	3	2	0	0	0	0	0	0	0	0	68		
% AM	5%	13%	11%	1%	1%									32%		
AM Peak Hour	7:00	7:00	7:00	7:00	9:00									7:00		
Volume	3	7	9	2	1									21		
PM Volumes	22	61	47	13	2	0	0	0	0	0	0	0	0	145		
% PM	10%	29%	22%	6%	1%									68%		
PM Peak Hour	15:00	14:00	14:00	17:00	13:00									14:00		
Volume	5	18	10	3	1									32		
Directional Peak Periods		AM 7-9				NOON 12-2				PM 4-6				Off Peak Volumes		
All Speeds		Volume			%	Volume			%	Volume			%	Volume		
		34	↔		16%	23	↔		11%	36	↔		17%	120	↔ 56%	

Street Name	Direction	Percentiles					
		15th	50th	Average	85th	95th	ADT
S Griffith Park Dr	North Bound	15	19	19	24	28	213
S Griffith Park Dr	South Bound	12	18	17	22	25	222

SPEED

S Griffith Park Dr Bet. W Oak St. & W Alameda Ave

Day: Thursday
Date: 1/20/2022

City: Burbank
Project #: CA22_020022_024s

South Bound

Time	< 15	15 - 19	20 - 24	25 - 29	30 - 34	35 - 39	40 - 44	45 - 49	50 - 54	55 - 59	60 - 64	65 - 69	70 +	Total
0:00 AM	0	0	0	0	0	0	0	0	0	0	0	0	0	0
1:00	0	0	0	0	0	0	0	0	0	0	0	0	0	0
2:00	0	0	0	0	0	0	0	0	0	0	0	0	0	0
3:00	0	0	0	0	0	0	0	0	0	0	0	0	0	0
4:00	0	0	0	0	0	0	0	0	0	0	0	0	0	0
5:00	0	1	0	0	0	0	0	0	0	0	0	0	0	1
6:00	1	4	3	0	0	0	0	0	0	0	0	0	0	8
7:00	4	18	8	2	0	0	0	0	0	0	0	0	0	32
8:00	6	11	5	1	0	0	0	0	0	0	0	0	0	23
9:00	2	5	2	2	0	0	0	0	0	0	0	0	0	11
10:00	0	4	2	0	0	0	0	0	0	0	0	0	0	6
11:00	3	2	1	0	0	0	0	0	0	0	0	0	0	6
12:00 PM	1	4	3	0	0	0	0	0	0	0	0	0	0	8
13:00	3	5	2	0	0	0	0	0	0	0	0	0	0	10
14:00	5	12	7	0	0	0	0	0	0	0	0	0	0	24
15:00	10	23	2	2	0	0	0	0	0	0	0	0	0	37
16:00	0	7	3	1	0	0	0	0	0	0	0	0	0	11
17:00	3	10	3	0	0	0	0	0	0	0	0	0	0	16
18:00	4	5	2	0	0	0	0	0	0	0	0	0	0	11
19:00	3	5	1	0	0	0	0	0	0	0	0	0	0	9
20:00	1	3	0	0	0	0	0	0	0	0	0	0	0	4
21:00	0	0	2	0	0	0	0	0	0	0	0	0	0	2
22:00	0	2	0	1	0	0	0	0	0	0	0	0	0	3
23:00	0	0	0	0	0	0	0	0	0	0	0	0	0	0
Totals	46	121	46	9										222
% of Totals	21%	55%	21%	4%										100%

AM Volumes	16	45	21	5	0	0	0	0	0	0	0	0	0	87
% AM	7%	20%	9%	2%										39%
AM Peak Hour	8:00	7:00	7:00	7:00										7:00
Volume	6	18	8	2										32
PM Volumes	30	76	25	4	0	0	0	0	0	0	0	0	0	135
% PM	14%	34%	11%	2%										61%
PM Peak Hour	15:00	15:00	14:00	15:00										15:00
Volume	10	23	7	2										37
Directional Peak Periods		AM 7-9				NOON 12-2				PM 4-6		Off Peak Volumes		
All Speeds		Volume		%	Volume		%	Volume		%	Volume		%	
		55	↔	25%	18	↔	8%	27	↔	12%	122	↔	55%	

Street Name	Direction	Percentiles					
		15th	50th	Average	85th	95th	ADT
S Griffith Park Dr	North Bound	15	19	19	24	28	213
S Griffith Park Dr	South Bound	12	18	17	22	25	222

SPEED

S Griffith Park Dr Bet. W Oak St. & W Alameda Ave

Day: Thursday
Date: 1/20/2022

City: Burbank
Project #: CA22_020022_024

Summary

Time	< 15	15 - 19	20 - 24	25 - 29	30 - 34	35 - 39	40 - 44	45 - 49	50 - 54	55 - 59	60 - 64	65 - 69	70 +	Total
0:00 AM	0	1	0	0	0	0	0	0	0	0	0	0	0	1
1:00	1	0	0	0	0	0	0	0	0	0	0	0	0	1
2:00	0	0	1	0	0	0	0	0	0	0	0	0	0	1
3:00	0	0	0	0	0	0	0	0	0	0	0	0	0	0
4:00	0	0	0	0	0	0	0	0	0	0	0	0	0	0
5:00	0	2	0	0	0	0	0	0	0	0	0	0	0	2
6:00	1	5	3	0	0	0	0	0	0	0	0	0	0	9
7:00	7	25	17	4	0	0	0	0	0	0	0	0	0	53
8:00	9	18	8	1	0	0	0	0	0	0	0	0	0	36
9:00	5	9	4	3	1	0	0	0	0	0	0	0	0	22
10:00	1	9	9	0	0	0	0	0	0	0	0	0	0	19
11:00	3	4	3	0	1	0	0	0	0	0	0	0	0	11
12:00 PM	4	6	6	1	0	0	0	0	0	0	0	0	0	17
13:00	5	13	3	2	1	0	0	0	0	0	0	0	0	24
14:00	9	30	17	0	0	0	0	0	0	0	0	0	0	56
15:00	15	29	10	4	1	0	0	0	0	0	0	0	0	59
16:00	2	15	7	2	0	0	0	0	0	0	0	0	0	26
17:00	7	17	10	3	0	0	0	0	0	0	0	0	0	37
18:00	5	9	5	2	0	0	0	0	0	0	0	0	0	21
19:00	3	8	7	1	0	0	0	0	0	0	0	0	0	19
20:00	1	5	2	0	0	0	0	0	0	0	0	0	0	8
21:00	1	1	2	1	0	0	0	0	0	0	0	0	0	5
22:00	0	4	2	1	0	0	0	0	0	0	0	0	0	7
23:00	0	0	1	0	0	0	0	0	0	0	0	0	0	1
Totals	79	210	117	25	4									435
% of Totals	18%	48%	27%	6%	1%									100%

AM Volumes	27	73	45	8	2	0	0	0	0	0	0	0	0	155		
% AM	6%	17%	10%	2%	0%									36%		
AM Peak Hour	8:00	7:00	7:00	7:00	9:00									7:00		
Volume	9	25	17	4	1									53		
PM Volumes	52	137	72	17	2	0	0	0	0	0	0	0	0	280		
% PM	12%	31%	17%	4%	0%									64%		
PM Peak Hour	15:00	14:00	14:00	15:00	13:00									15:00		
Volume	15	30	17	4	1									59		
Directional Peak Periods		AM 7-9				NOON 12-2				PM 4-6				Off Peak Volumes		
All Speeds		Volume	↔		%	Volume	↔		%	Volume	↔		%	Volume	↔	
		89			20%	41			9%	63			14%	242		

Street Name	Direction	Percentiles					
		15th	50th	Average	85th	95th	ADT
S Griffith Park Dr	Summary	13	18	18	23	26	435

VOLUME

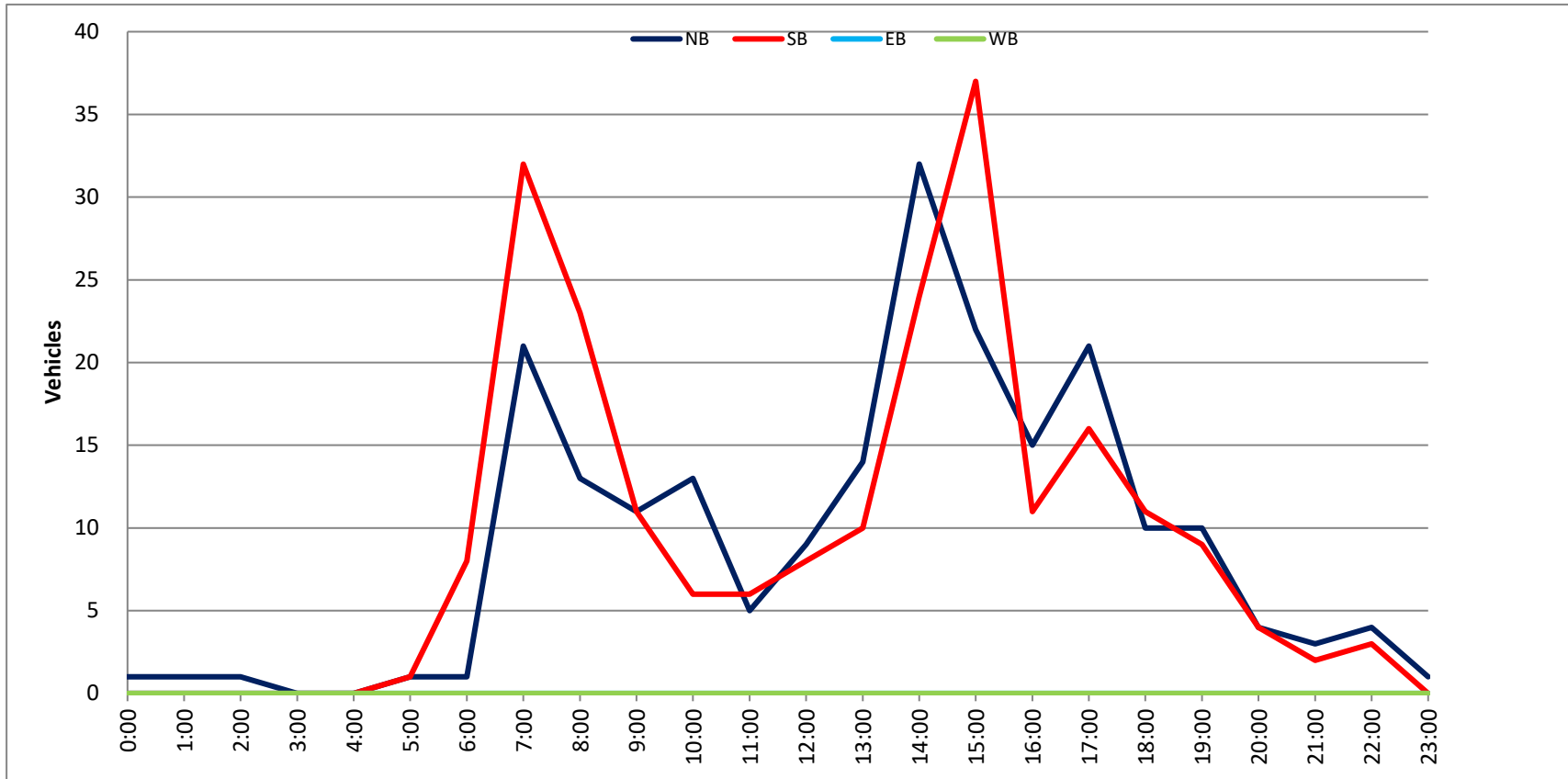
S Griffith Park Dr Bet. W Oak St. & W Alameda Ave

Day: Thursday
 Date: 1/20/2022

City: Burbank
 Project #: CA22_020022_024

DAILY TOTALS					NB	SB	EB	WB	Total		
					213	222	0	0	435		
AM Period	NB	SB	EB	WB	TOTAL	PM Period	NB	SB	EB	WB	TOTAL
0:00	0	0	0	0		12:00	2	3	0	0	5
0:15	0	0	0	0		12:15	2	1	0	0	3
0:30	0	0	0	0		12:30	2	3	0	0	5
0:45	1	1	0	0	1 1	12:45	3	9	1	8	4 17
1:00	0	0	0	0		13:00	5	1	0	0	6
1:15	0	0	0	0		13:15	4	4	0	0	8
1:30	0	0	0	0		13:30	3	3	0	0	6
1:45	1	1	0	0	1 1	13:45	2	14	2	10	4 24
2:00	1	0	0	0	1	14:00	7	3	0	0	10
2:15	0	0	0	0		14:15	8	4	0	0	12
2:30	0	0	0	0		14:30	5	9	0	0	14
2:45	0	1	0	0	1	14:45	12	32	8	24	20 56
3:00	0	0	0	0		15:00	10	27	0	0	37
3:15	0	0	0	0		15:15	5	7	0	0	12
3:30	0	0	0	0		15:30	4	1	0	0	5
3:45	0	0	0	0		15:45	3	22	2	37	5 59
4:00	0	0	0	0		16:00	4	4	0	0	8
4:15	0	0	0	0		16:15	4	4	0	0	8
4:30	0	0	0	0		16:30	4	2	0	0	6
4:45	0	0	0	0		16:45	3	15	1	11	4 26
5:00	0	0	0	0		17:00	7	5	0	0	12
5:15	0	0	0	0		17:15	2	6	0	0	8
5:30	0	0	0	0		17:30	8	1	0	0	9
5:45	1	1	1	1	2 2	17:45	4	21	4	16	8 37
6:00	0	2	0	0	2	18:00	5	4	0	0	9
6:15	0	0	0	0		18:15	0	2	0	0	2
6:30	1	4	0	0	5	18:30	3	4	0	0	7
6:45	0	1	2	8	2 9	18:45	2	10	1	11	3 21
7:00	0	1	0	0	1	19:00	2	2	0	0	4
7:15	2	1	0	0	3	19:15	5	0	0	0	5
7:30	6	8	0	0	14	19:30	2	3	0	0	5
7:45	13	21	22	32	35 53	19:45	1	10	4	9	5 19
8:00	6	8	0	0	14	20:00	2	1	0	0	3
8:15	2	7	0	0	9	20:15	1	0	0	0	1
8:30	3	6	0	0	9	20:30	0	1	0	0	1
8:45	2	13	2	23	4 36	20:45	1	4	2	4	3 8
9:00	2	1	0	0	3	21:00	2	0	0	0	2
9:15	4	3	0	0	7	21:15	1	2	0	0	3
9:30	2	5	0	0	7	21:30	0	0	0	0	
9:45	3	11	2	11	5 22	21:45	0	3	0	2	5
10:00	2	1	0	0	3	22:00	0	1	0	0	1
10:15	4	1	0	0	5	22:15	0	1	0	0	1
10:30	5	2	0	0	7	22:30	2	1	0	0	3
10:45	2	13	2	6	4 19	22:45	2	4	0	3	2 7
11:00	1	1	0	0	2	23:00	0	0	0	0	
11:15	1	2	0	0	3	23:15	1	0	0	0	1
11:30	1	3	0	0	4	23:30	0	0	0	0	
11:45	2	5	0	6	2 11	23:45	0	1	0	0	1
TOTALS	68	87			155	TOTALS	145	135			280
SPLIT %	43.9%	56.1%			35.6%	SPLIT %	51.8%	48.2%			64.4%

DAILY TOTALS					NB	SB	EB	WB	Total
					213	222	0	0	435
AM Peak Hour	7:15	7:30	7:30		72	PM Peak Hour	14:15	14:30	14:15
AM Pk Volume	27	45	72		83	PM Pk Volume	35	51	83
Pk Hr Factor	0.519	0.511	0.514		0.561	Pk Hr Factor	0.729	0.472	0.561
7 - 9 Volume	34	55	89	0 0	63	4 - 6 Volume	36	27	0 0
7 - 9 Peak Hour	7:15	7:30	7:30		17:00	4 - 6 Peak Hour	17:00	17:00	17:00
7 - 9 Pk Volume	27	45	72	0 0	37	4 - 6 Pk Volume	21	16	0 0
Pk Hr Factor	0.519	0.511	0.514	0.000 0.000	0.771	Pk Hr Factor	0.656	0.667	0.000 0.000



SPEED

S Griffith Park Dr Bet. W Verdugo Ave & W Oak St

Day: Tuesday

Date: 2/1/2022

City: Burbank

Project #: CA22_020022_023n

North Bound

Time	< 15	15 - 19	20 - 24	25 - 29	30 - 34	35 - 39	40 - 44	45 - 49	50 - 54	55 - 59	60 - 64	65 - 69	70 +	Total
0:00 AM	0	0	0	0	0	0	0	0	0	0	0	0	0	0
1:00	0	0	0	0	0	0	0	0	0	0	0	0	0	0
2:00	0	0	0	0	0	0	0	0	0	0	0	0	0	0
3:00	0	0	0	0	0	0	0	0	0	0	0	0	0	0
4:00	0	0	0	0	0	0	0	0	0	0	0	0	0	0
5:00	0	0	1	0	0	0	0	0	0	0	0	0	0	1
6:00	1	0	0	1	1	0	0	0	0	0	0	0	0	3
7:00	2	1	11	13	3	0	0	0	0	0	0	0	0	30
8:00	0	1	4	4	3	1	0	0	0	0	0	0	0	13
9:00	0	1	6	3	1	1	0	0	0	0	0	0	0	12
10:00	1	1	4	1	3	0	0	0	0	0	0	0	0	10
11:00	0	2	2	2	4	0	1	0	0	0	0	0	0	11
12:00 PM	0	2	4	3	1	0	0	0	0	0	0	0	0	10
13:00	1	4	4	5	1	1	0	0	0	0	0	0	0	16
14:00	0	3	10	5	1	3	0	0	0	0	0	0	0	22
15:00	1	1	5	5	2	0	0	0	0	0	0	0	0	14
16:00	0	3	6	4	0	0	0	0	0	0	0	0	0	13
17:00	1	6	6	3	0	0	0	0	0	0	0	0	0	16
18:00	2	0	4	3	3	0	0	0	0	0	0	0	0	12
19:00	0	1	5	4	1	1	0	0	0	0	0	0	0	12
20:00	0	1	3	4	1	0	0	0	0	0	0	0	0	9
21:00	0	0	0	0	0	0	0	0	0	0	0	0	0	0
22:00	0	0	1	1	0	0	0	0	0	0	0	0	0	2
23:00	0	0	0	1	0	0	0	0	0	0	0	0	0	1
Totals	9	27	76	62	25	7	1							207
% of Totals	4%	13%	37%	30%	12%	3%	0%							100%

AM Volumes	4	6	28	24	15	2	1	0	0	0	0	0	0	80		
% AM	2%	3%	14%	12%	7%	1%	0%							39%		
AM Peak Hour	7:00	11:00	7:00	7:00	11:00	8:00	11:00							7:00		
Volume	2	2	11	13	4	1	1							30		
PM Volumes	5	21	48	38	10	5	0	0	0	0	0	0	0	127		
% PM	2%	10%	23%	18%	5%	2%								61%		
PM Peak Hour	18:00	17:00	14:00	13:00	18:00	14:00								14:00		
Volume	2	6	10	5	3	3								22		
Directional Peak Periods		AM 7-9				NOON 12-2				PM 4-6				Off Peak Volumes		
All Speeds		Volume	↔		%	Volume	↔		%	Volume	↔		%	Volume	↔	
		43			21%	26			13%	29			14%	109		

Street Name	Direction	Percentiles					
		15th	50th	Average	85th	95th	ADT
S Griffith Park Dr	North Bound	19	24	25	30	35	207
S Griffith Park Dr	South Bound	17	24	23	29	33	199

SPEED

S Griffith Park Dr Bet. W Verdugo Ave & W Oak St

Day: Tuesday

Date: 2/1/2022

City: Burbank

Project #: CA22_020022_023s

South Bound

Time	< 15	15 - 19	20 - 24	25 - 29	30 - 34	35 - 39	40 - 44	45 - 49	50 - 54	55 - 59	60 - 64	65 - 69	70 +	Total
0:00 AM	0	0	0	0	0	0	0	0	0	0	0	0	0	0
1:00	0	0	0	0	0	0	0	0	0	0	0	0	0	0
2:00	0	0	0	0	0	0	0	0	0	0	0	0	0	0
3:00	0	0	1	0	0	0	0	0	0	0	0	0	0	1
4:00	0	0	0	0	0	0	0	0	0	0	0	0	0	0
5:00	0	0	0	1	0	0	0	0	0	0	0	0	0	1
6:00	1	1	1	0	0	0	0	0	0	0	0	0	0	3
7:00	0	4	12	8	1	1	0	0	0	0	0	0	0	26
8:00	2	0	4	3	2	0	0	0	0	0	0	0	0	11
9:00	1	0	3	1	0	0	0	0	0	0	0	0	0	5
10:00	0	0	6	1	1	0	0	0	0	0	0	0	0	8
11:00	2	3	4	4	1	0	0	0	0	0	0	0	0	14
12:00 PM	4	2	2	2	1	0	0	0	0	0	0	0	0	11
13:00	0	6	4	1	3	0	0	0	0	0	0	0	0	14
14:00	3	3	10	10	3	0	0	1	0	0	0	0	0	30
15:00	0	4	4	4	2	0	0	0	0	0	0	0	0	14
16:00	1	2	4	4	1	0	0	0	0	0	0	0	0	12
17:00	1	4	6	3	2	0	0	0	0	0	0	0	0	16
18:00	1	1	5	5	1	1	0	0	0	0	0	0	0	14
19:00	0	1	4	1	1	0	0	0	0	0	0	0	0	7
20:00	0	0	2	3	1	0	0	0	0	0	0	0	0	6
21:00	0	0	1	2	0	0	0	0	0	0	0	0	0	3
22:00	0	1	0	0	0	0	0	0	0	0	0	0	0	1
23:00	0	0	0	2	0	0	0	0	0	0	0	0	0	2
Totals	16	32	73	55	20	2		1						199
% of Totals	8%	16%	37%	28%	10%	1%		1%						100%

AM Volumes	6	8	31	18	5	1	0	0	0	0	0	0	0	69	
% AM	3%	4%	16%	9%	3%	1%								35%	
AM Peak Hour	8:00	7:00	7:00	7:00	8:00	7:00								7:00	
Volume	2	4	12	8	2	1								26	
PM Volumes	10	24	42	37	15	1	0	1	0	0	0	0	0	130	
% PM	5%	12%	21%	19%	8%	1%		1%						65%	
PM Peak Hour	12:00	13:00	14:00	14:00	13:00	18:00		14:00						14:00	
Volume	4	6	10	10	3	1		1						30	
Directional Peak Periods		AM 7-9				NOON 12-2				PM 4-6			Off Peak Volumes		
All Speeds		Volume		%		Volume		%		Volume		%	Volume	%	
		37	↔	19%		25	↔	13%		28	↔	14%	109	↔	55%

Street Name	Direction	Percentiles					
		15th	50th	Average	85th	95th	ADT
S Griffith Park Dr	North Bound	19	24	25	30	35	207
S Griffith Park Dr	South Bound	17	24	23	29	33	199

SPEED

S Griffith Park Dr Bet. W Verdugo Ave & W Oak St

Day: Tuesday

Date: 2/1/2022

City: Burbank

Project #: CA22_020022_023

Summary

Time	< 15	15 - 19	20 - 24	25 - 29	30 - 34	35 - 39	40 - 44	45 - 49	50 - 54	55 - 59	60 - 64	65 - 69	70 +	Total
0:00 AM	0	0	0	0	0	0	0	0	0	0	0	0	0	0
1:00	0	0	0	0	0	0	0	0	0	0	0	0	0	0
2:00	0	0	0	0	0	0	0	0	0	0	0	0	0	0
3:00	0	0	1	0	0	0	0	0	0	0	0	0	0	1
4:00	0	0	0	0	0	0	0	0	0	0	0	0	0	0
5:00	0	0	1	1	0	0	0	0	0	0	0	0	0	2
6:00	2	1	1	1	1	0	0	0	0	0	0	0	0	6
7:00	2	5	23	21	4	1	0	0	0	0	0	0	0	56
8:00	2	1	8	7	5	1	0	0	0	0	0	0	0	24
9:00	1	1	9	4	1	1	0	0	0	0	0	0	0	17
10:00	1	1	10	2	4	0	0	0	0	0	0	0	0	18
11:00	2	5	6	6	5	0	1	0	0	0	0	0	0	25
12:00 PM	4	4	6	5	2	0	0	0	0	0	0	0	0	21
13:00	1	10	8	6	4	1	0	0	0	0	0	0	0	30
14:00	3	6	20	15	4	3	0	1	0	0	0	0	0	52
15:00	1	5	9	9	4	0	0	0	0	0	0	0	0	28
16:00	1	5	10	8	1	0	0	0	0	0	0	0	0	25
17:00	2	10	12	6	2	0	0	0	0	0	0	0	0	32
18:00	3	1	9	8	4	1	0	0	0	0	0	0	0	26
19:00	0	2	9	5	2	1	0	0	0	0	0	0	0	19
20:00	0	1	5	7	2	0	0	0	0	0	0	0	0	15
21:00	0	0	1	2	0	0	0	0	0	0	0	0	0	3
22:00	0	1	1	1	0	0	0	0	0	0	0	0	0	3
23:00	0	0	0	3	0	0	0	0	0	0	0	0	0	3
Totals	25	59	149	117	45	9	1	1						406
% of Totals	6%	15%	37%	29%	11%	2%	0%	0%						100%

AM Volumes	10	14	59	42	20	3	1	0	0	0	0	0	0	149		
% AM	2%	3%	15%	10%	5%	1%	0%							37%		
AM Peak Hour	6:00	7:00	7:00	7:00	8:00	7:00	11:00							7:00		
Volume	2	5	23	21	5	1	1							56		
PM Volumes	15	45	90	75	25	6	0	1	0	0	0	0	0	257		
% PM	4%	11%	22%	18%	6%	1%		0%						63%		
PM Peak Hour	12:00	13:00	14:00	14:00	13:00	14:00	14:00	14:00						14:00		
Volume	4	10	20	15	4	3	1							52		
Directional Peak Periods		AM 7-9				NOON 12-2			PM 4-6			Off Peak Volumes				
All Speeds		Volume	↔		%	Volume	↔		%	Volume	↔		%	Volume	↔	
		80			20%	51			13%	57			14%	218		

Street Name	Direction	Percentiles					
		15th	50th	Average	85th	95th	ADT
S Griffith Park Dr	Summary	18	24	24	30	34	406

VOLUME

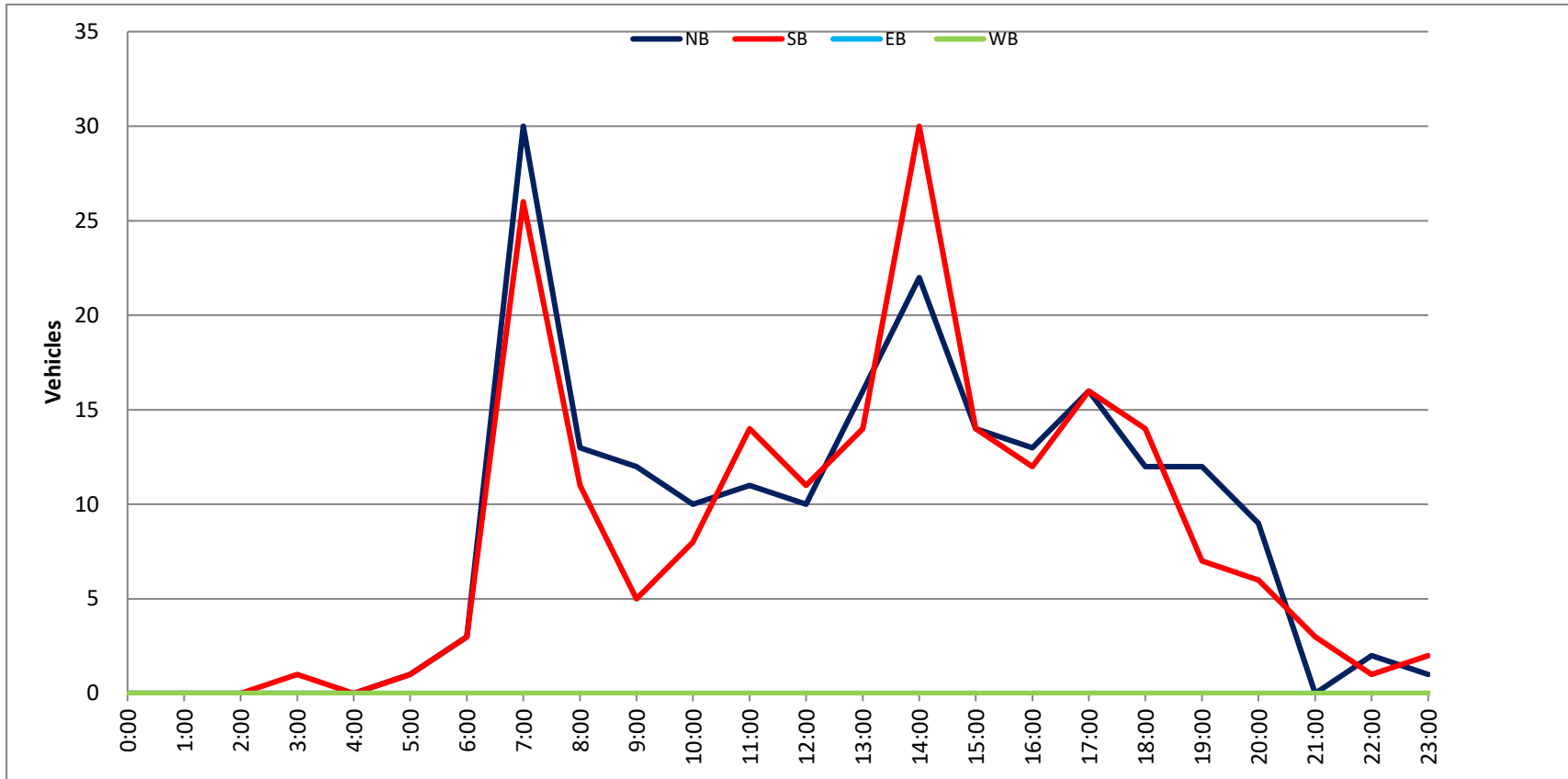
S Griffith Park Dr Bet. W Verdugo Ave & W Oak St

Day: Tuesday
 Date: 2/1/2022

City: Burbank
 Project #: CA22_020022_023

DAILY TOTALS					NB	SB	EB	WB	Total		
					207	199	0	0	406		
AM Period	NB	SB	EB	WB	TOTAL	PM Period	NB	SB	EB	WB	TOTAL
0:00	0	0	0	0		12:00	1	1	0	0	2
0:15	0	0	0	0		12:15	3	4	0	0	7
0:30	0	0	0	0		12:30	2	2	0	0	4
0:45	0	0	0	0		12:45	4	10	4	11	29
1:00	0	0	0	0		13:00	5	5	0	0	10
1:15	0	0	0	0		13:15	3	3	0	0	6
1:30	0	0	0	0		13:30	4	3	0	0	7
1:45	0	0	0	0		13:45	4	16	3	14	37
2:00	0	0	0	0		14:00	4	11	0	0	15
2:15	0	0	0	0		14:15	11	12	0	0	23
2:30	0	0	0	0		14:30	3	5	0	0	8
2:45	0	0	0	0		14:45	4	22	2	30	62
3:00	0	1	0	0	1	15:00	5	4	0	0	9
3:15	0	0	0	0		15:15	4	2	0	0	6
3:30	0	0	0	0		15:30	2	4	0	0	6
3:45	0	0	1	0	1	15:45	3	14	4	14	35
4:00	0	0	0	0		16:00	4	4	0	0	8
4:15	0	0	0	0		16:15	2	2	0	0	4
4:30	0	0	0	0		16:30	2	3	0	0	5
4:45	0	0	0	0		16:45	5	13	3	12	33
5:00	0	0	0	0		17:00	6	3	0	0	9
5:15	0	1	0	0	1	17:15	5	2	0	0	7
5:30	0	0	0	0		17:30	1	7	0	0	8
5:45	1	1	0	1	3	17:45	4	16	4	16	40
6:00	1	1	0	0	2	18:00	5	6	0	0	11
6:15	2	1	0	0	3	18:15	2	1	0	0	3
6:30	0	0	0	0		18:30	4	4	0	0	8
6:45	0	3	1	3	7	18:45	1	12	3	14	30
7:00	1	3	0	0	4	19:00	2	1	0	0	3
7:15	2	1	0	0	3	19:15	4	2	0	0	6
7:30	7	11	0	0	18	19:30	3	3	0	0	6
7:45	20	30	11	26	87	19:45	3	12	1	7	23
8:00	3	3	0	0	6	20:00	3	3	0	0	6
8:15	1	3	0	0	4	20:15	5	1	0	0	6
8:30	3	2	0	0	5	20:30	1	1	0	0	2
8:45	6	13	3	11	33	20:45	0	9	1	6	16
9:00	1	1	0	0	2	21:00	0	0	0	0	0
9:15	3	0	0	0	3	21:15	0	2	0	0	2
9:30	3	1	0	0	4	21:30	0	1	0	0	1
9:45	5	12	3	5	25	21:45	0	0	3	0	3
10:00	3	4	0	0	7	22:00	1	0	0	0	1
10:15	2	2	0	0	4	22:15	0	1	0	0	1
10:30	3	1	0	0	4	22:30	0	0	0	0	0
10:45	2	10	1	8	21	22:45	1	2	0	1	4
11:00	2	6	0	0	8	23:00	0	1	0	0	1
11:15	3	2	0	0	5	23:15	1	1	0	0	2
11:30	3	3	0	0	6	23:30	0	0	0	0	0
11:45	3	11	3	14	31	23:45	0	1	0	2	3
TOTALS	80	69	0	0	149	TOTALS	127	130	0	0	257
SPLIT %	53.7%	46.3%	0.0%	0.0%	36.7%	SPLIT %	49.4%	50.6%	0.0%	0.0%	63.3%

DAILY TOTALS					NB	SB	EB	WB	Total
					207	199	0	0	406
AM Peak Hour	7:15	7:30	7:30		PM Peak Hour	13:30	13:45		13:45
AM Pk Volume	32	28	59		PM Pk Volume	23	31		53
Pk Hr Factor	0.400	0.636	0.476		Pk Hr Factor	0.523	0.646		0.576
7 - 9 Volume	43	37	80		4 - 6 Volume	29	28	0	57
7 - 9 Peak Hour	7:15	7:30	7:30		4 - 6 Peak Hour	16:30	17:00	0	16:45
7 - 9 Pk Volume	32	28	59		4 - 6 Pk Volume	18	16	0	32
Pk Hr Factor	0.400	0.636	0.476		Pk Hr Factor	0.750	0.571	0.000	0.889



SPEED

S Griffith Park Dr Bet. W Verdugo Ave & W Oak St

Day: Wednesday
Date: 2/2/2022

City: Burbank
Project #: CA22_020022_023n

North Bound

Table with columns: Time, <15, 15-19, 20-24, 25-29, 30-34, 35-39, 40-44, 45-49, 50-54, 55-59, 60-64, 65-69, 70+, Total. Rows include AM (0:00-9:45), PM (12:00-23:45), and Summary (AM Volumes, PM Volumes, Directional Peak Periods, Percentiles).

SPEED

S Griffith Park Dr Bet. W Verdugo Ave & W Oak St

Day: Wednesday

Date: 2/2/2022

City: Burbank

Project #: CA22_020022_023n

North Bound

Time	< 15	15 - 19	20 - 24	25 - 29	30 - 34	35 - 39	40 - 44	45 - 49	50 - 54	55 - 59	60 - 64	65 - 69	70 +	Total
0:00 AM	0	0	0	0	0	0	0	0	0	0	0	0	0	0
1:00	0	0	0	0	1	0	0	0	0	0	0	0	0	1
2:00	0	0	0	0	0	0	0	0	0	0	0	0	0	0
3:00	0	0	0	0	0	0	0	0	0	0	0	0	0	0
4:00	0	1	0	0	0	0	0	0	0	0	0	0	0	1
5:00	1	0	1	0	0	0	0	0	0	0	0	0	0	2
6:00	0	1	1	1	0	1	0	0	0	0	0	0	0	4
7:00	1	2	6	10	4	0	1	0	0	0	0	0	0	24
8:00	0	0	1	5	2	1	0	0	0	0	0	0	0	9
9:00	2	1	3	4	1	1	0	0	0	0	0	0	0	12
10:00	1	1	7	3	0	0	0	0	0	0	0	0	0	12
11:00	2	3	2	4	4	0	0	0	0	0	0	0	0	15
12:00 PM	0	4	3	3	5	1	1	0	0	0	0	0	0	17
13:00	2	2	4	1	0	0	0	0	0	0	0	0	0	9
14:00	1	2	4	1	4	2	0	0	0	0	0	0	0	14
15:00	1	1	4	13	8	0	0	0	0	0	0	0	0	27
16:00	1	0	6	6	2	0	0	0	0	0	0	0	0	15
17:00	2	5	3	4	2	1	0	0	0	0	0	0	0	17
18:00	0	2	3	2	1	1	0	0	0	0	0	0	0	9
19:00	0	0	2	1	1	0	0	0	0	0	0	0	0	4
20:00	0	1	2	2	0	0	0	0	0	0	0	0	0	5
21:00	0	0	2	1	1	0	0	0	0	0	0	0	0	4
22:00	1	0	0	0	0	0	0	0	0	0	0	0	0	1
23:00	0	0	0	0	0	0	0	0	0	0	0	0	0	0
Totals	15	26	54	61	36	8	2							202
% of Totals	7%	13%	27%	30%	18%	4%	1%							100%

AM Volumes	7	9	21	27	12	3	1	0	0	0	0	0	0	80
% AM	3%	4%	10%	13%	6%	1%	0%							40%
AM Peak Hour	9:00	11:00	10:00	7:00	7:00	6:00	7:00							7:00
Volume	2	3	7	10	4	1	1							24
PM Volumes	8	17	33	34	24	5	1	0	0	0	0	0	0	122
% PM	4%	8%	16%	17%	12%	2%	0%							60%
PM Peak Hour	13:00	17:00	16:00	15:00	15:00	14:00	12:00							15:00
Volume	2	5	6	13	8	2	1							27
Directional Peak Periods			AM 7-9				NOON 12-2				PM 4-6		Off Peak Volumes	
All Speeds			Volume			Volume			Volume			Volume		
			33	↔	16%	26	↔	13%	32	↔	16%	111	↔	55%

Street Name	Direction	Percentiles					
		15th	50th	Average	85th	95th	ADT
S Griffith Park Dr	North Bound	18	25	25	32	35	202
S Griffith Park Dr	South Bound	17	24	24	31	35	196

SPEED

S Griffith Park Dr Bet. W Verdugo Ave & W Oak St

Day: Wednesday

Date: 2/2/2022

City: Burbank

Project #: CA22_020022_023s

South Bound

Time	< 15	15 - 19	20 - 24	25 - 29	30 - 34	35 - 39	40 - 44	45 - 49	50 - 54	55 - 59	60 - 64	65 - 69	70 +	Total
0:00 AM	0	0	0	0	0	0	0	0	0	0	0	0	0	0
1:00	0	0	0	0	0	0	0	0	0	0	0	0	0	0
2:00	0	0	0	0	0	0	0	0	0	0	0	0	0	0
3:00	0	0	1	0	0	0	0	0	0	0	0	0	0	1
4:00	1	0	0	0	0	0	0	0	0	0	0	0	0	1
5:00	0	0	1	1	0	0	0	0	0	0	0	0	0	2
6:00	0	0	1	0	1	0	0	0	0	0	0	0	0	2
7:00	3	7	6	7	3	0	0	0	0	0	0	0	0	26
8:00	1	3	5	2	1	1	0	0	0	0	0	0	0	13
9:00	1	2	3	4	2	0	0	0	0	0	0	0	0	12
10:00	0	1	3	1	0	0	0	0	0	0	0	0	0	5
11:00	1	5	3	4	1	0	0	0	0	0	0	0	0	14
12:00 PM	1	1	2	5	2	0	1	0	0	0	0	0	0	12
13:00	2	2	5	1	2	0	0	0	0	0	0	0	0	12
14:00	2	4	3	10	4	0	0	0	0	0	0	0	0	23
15:00	0	2	2	5	6	1	0	0	0	0	0	0	0	16
16:00	1	2	1	2	1	0	0	0	0	0	0	0	0	7
17:00	2	2	5	5	3	1	1	0	0	0	0	0	0	19
18:00	2	1	2	4	0	1	0	0	0	0	0	0	0	10
19:00	1	1	5	5	0	0	0	0	0	0	0	0	0	12
20:00	0	0	2	0	0	1	0	0	0	0	0	0	0	3
21:00	1	0	2	0	0	0	0	0	0	0	0	0	0	3
22:00	0	0	1	1	0	0	1	0	0	0	0	0	0	3
23:00	0	0	0	0	0	0	0	0	0	0	0	0	0	0
Totals	19	33	53	57	26	5	3							196
% of Totals	10%	17%	27%	29%	13%	3%	2%							100%

AM Volumes	7	18	23	19	8	1	0	0	0	0	0	0	0	76		
% AM	4%	9%	12%	10%	4%	1%								39%		
AM Peak Hour	7:00	7:00	7:00	7:00	7:00	8:00								7:00		
Volume	3	7	6	7	3	1								26		
PM Volumes	12	15	30	38	18	4	3	0	0	0	0	0	0	120		
% PM	6%	8%	15%	19%	9%	2%	2%							61%		
PM Peak Hour	13:00	14:00	13:00	14:00	15:00	15:00	12:00							14:00		
Volume	2	4	5	10	6	1	1							23		
Directional Peak Periods		AM 7-9				NOON 12-2				PM 4-6				Off Peak Volumes		
All Speeds		Volume	↔		%	Volume	↔		%	Volume	↔		%	Volume	↔	
		39			20%	24			12%	26			13%	107		

Street Name	Direction	Percentiles					
		15th	50th	Average	85th	95th	ADT
S Griffith Park Dr	North Bound	18	25	25	32	35	202
S Griffith Park Dr	South Bound	17	24	24	31	35	196

SPEED

S Griffith Park Dr Bet. W Verdugo Ave & W Oak St

Day: Wednesday

Date: 2/2/2022

City: Burbank

Project #: CA22_020022_023

Summary

Time	< 15	15 - 19	20 - 24	25 - 29	30 - 34	35 - 39	40 - 44	45 - 49	50 - 54	55 - 59	60 - 64	65 - 69	70 +	Total
0:00 AM	0	0	0	0	0	0	0	0	0	0	0	0	0	0
1:00	0	0	0	0	1	0	0	0	0	0	0	0	0	1
2:00	0	0	0	0	0	0	0	0	0	0	0	0	0	0
3:00	0	0	1	0	0	0	0	0	0	0	0	0	0	1
4:00	1	1	0	0	0	0	0	0	0	0	0	0	0	2
5:00	1	0	2	1	0	0	0	0	0	0	0	0	0	4
6:00	0	1	2	1	1	1	0	0	0	0	0	0	0	6
7:00	4	9	12	17	7	0	1	0	0	0	0	0	0	50
8:00	1	3	6	7	3	2	0	0	0	0	0	0	0	22
9:00	3	3	6	8	3	1	0	0	0	0	0	0	0	24
10:00	1	2	10	4	0	0	0	0	0	0	0	0	0	17
11:00	3	8	5	8	5	0	0	0	0	0	0	0	0	29
12:00 PM	1	5	5	8	7	1	2	0	0	0	0	0	0	29
13:00	4	4	9	2	2	0	0	0	0	0	0	0	0	21
14:00	3	6	7	11	8	2	0	0	0	0	0	0	0	37
15:00	1	3	6	18	14	1	0	0	0	0	0	0	0	43
16:00	2	2	7	8	3	0	0	0	0	0	0	0	0	22
17:00	4	7	8	9	5	2	1	0	0	0	0	0	0	36
18:00	2	3	5	6	1	2	0	0	0	0	0	0	0	19
19:00	1	1	7	6	1	0	0	0	0	0	0	0	0	16
20:00	0	1	4	2	0	1	0	0	0	0	0	0	0	8
21:00	1	0	4	1	1	0	0	0	0	0	0	0	0	7
22:00	1	0	1	1	0	0	1	0	0	0	0	0	0	4
23:00	0	0	0	0	0	0	0	0	0	0	0	0	0	0
Totals	34	59	107	118	62	13	5							398
% of Totals	9%	15%	27%	30%	16%	3%	1%							100%

AM Volumes	14	27	44	46	20	4	1	0	0	0	0	0	0	156			
% AM	4%	7%	11%	12%	5%	1%	0%							39%			
AM Peak Hour	7:00	7:00	7:00	7:00	7:00	8:00	7:00							7:00			
Volume	4	9	12	17	7	2	1							50			
PM Volumes	20	32	63	72	42	9	4	0	0	0	0	0	0	242			
% PM	5%	8%	16%	18%	11%	2%	1%							61%			
PM Peak Hour	13:00	17:00	13:00	15:00	15:00	14:00	12:00							15:00			
Volume	4	7	9	18	14	2	2							43			
Directional Peak Periods		AM 7-9				NOON 12-2			PM 4-6			Off Peak Volumes					
All Speeds		Volume	↔		%	Volume	↔		%	Volume	↔		%	Volume	↔		%
		72			18%	50			13%	58			15%	218			55%

Street Name	Direction	Percentiles					
		15th	50th	Average	85th	95th	ADT
S Griffith Park Dr	Summary	17	25	24	32	35	398

VOLUME

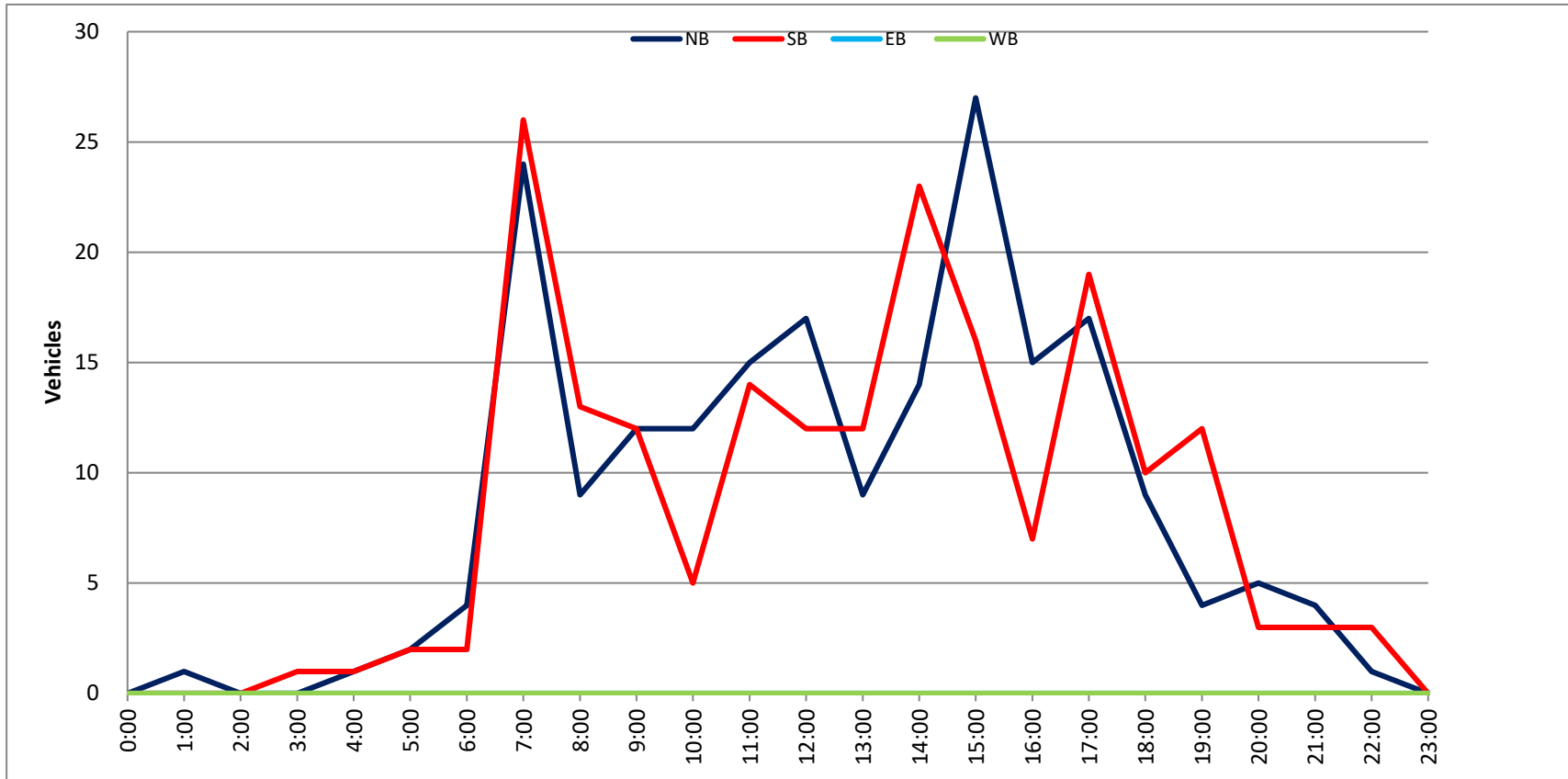
S Griffith Park Dr Bet. W Verdugo Ave & W Oak St

Day: Wednesday
 Date: 2/2/2022

City: Burbank
 Project #: CA22_020022_023

DAILY TOTALS					NB	SB	EB	WB	Total		
					202	196	0	0	398		
AM Period	NB	SB	EB	WB	TOTAL	PM Period	NB	SB	EB	WB	TOTAL
0:00	0	0	0	0		12:00	7	2	0	0	9
0:15	0	0	0	0		12:15	6	3	0	0	9
0:30	0	0	0	0		12:30	3	1	0	0	4
0:45	0	0	0	0		12:45	1	17	6	12	29
1:00	0	0	0	0		13:00	2	4	0	0	6
1:15	1	0	0	0	1	13:15	4	3	0	0	7
1:30	0	0	0	0		13:30	2	3	0	0	5
1:45	0	1	0	0	1	13:45	1	9	2	12	21
2:00	0	0	0	0		14:00	5	3	0	0	8
2:15	0	0	0	0		14:15	2	5	0	0	7
2:30	0	0	0	0		14:30	3	7	0	0	10
2:45	0	0	0	0		14:45	4	14	8	23	37
3:00	0	0	0	0		15:00	20	9	0	0	29
3:15	0	0	0	0		15:15	5	2	0	0	7
3:30	0	1	0	0	1	15:30	0	2	0	0	2
3:45	0	0	1	0	1	15:45	2	27	3	16	43
4:00	0	0	0	0		16:00	5	1	0	0	6
4:15	1	0	0	0	1	16:15	3	6	0	0	9
4:30	0	0	0	0		16:30	3	0	0	0	3
4:45	0	1	1	1	2	16:45	4	15	0	7	22
5:00	0	0	0	0		17:00	3	5	0	0	8
5:15	1	1	0	0	2	17:15	3	5	0	0	8
5:30	0	1	0	0	1	17:30	5	5	0	0	10
5:45	1	2	0	2	4	17:45	6	17	4	19	36
6:00	0	1	0	0	1	18:00	1	4	0	0	5
6:15	2	0	0	0	2	18:15	2	2	0	0	4
6:30	1	0	0	0	1	18:30	1	0	0	0	1
6:45	1	4	1	2	6	18:45	5	9	4	10	19
7:00	2	2	0	0	4	19:00	1	4	0	0	5
7:15	2	2	0	0	4	19:15	1	6	0	0	7
7:30	3	10	0	0	13	19:30	1	1	0	0	2
7:45	17	24	12	26	50	19:45	1	4	1	12	16
8:00	1	2	0	0	3	20:00	5	2	0	0	7
8:15	4	3	0	0	7	20:15	0	0	0	0	
8:30	2	4	0	0	6	20:30	0	0	0	0	
8:45	2	9	4	13	22	20:45	0	5	1	3	8
9:00	2	3	0	0	5	21:00	1	2	0	0	3
9:15	4	5	0	0	9	21:15	1	0	0	0	1
9:30	2	3	0	0	5	21:30	2	1	0	0	3
9:45	4	12	1	12	24	21:45	0	4	0	3	7
10:00	2	1	0	0	3	22:00	0	1	0	0	1
10:15	6	1	0	0	7	22:15	1	2	0	0	3
10:30	1	3	0	0	4	22:30	0	0	0	0	
10:45	3	12	0	5	17	22:45	0	1	0	3	4
11:00	6	2	0	0	8	23:00	0	0	0	0	
11:15	2	2	0	0	4	23:15	0	0	0	0	
11:30	3	6	0	0	9	23:30	0	0	0	0	
11:45	4	15	4	14	29	23:45	0	0	0	0	
TOTALS	80	76			156	TOTALS	122	120			242
SPLIT %	51.3%	48.7%			39.2%	SPLIT %	50.4%	49.6%			60.8%

DAILY TOTALS					NB	SB	EB	WB	Total
					202	196	0	0	398
AM Peak Hour	7:30	7:30		7:30	PM Peak Hour	14:30	14:15		14:15
AM Pk Volume	25	27		52	PM Pk Volume	32	29		58
Pk Hr Factor	0.368	0.563		0.448	Pk Hr Factor	0.400	0.806		0.500
7 - 9 Volume	33	39	0	72	4 - 6 Volume	32	26	0	58
7 - 9 Peak Hour	7:30	7:30		7:30	4 - 6 Peak Hour	17:00	17:00		17:00
7 - 9 Pk Volume	25	27	0	52	4 - 6 Pk Volume	17	19	0	36
Pk Hr Factor	0.368	0.563	0.000	0.448	Pk Hr Factor	0.708	0.950	0.000	0.900



SPEED

S Griffith Park Dr Bet. W Verdugo Ave & W Oak St

Day: Thursday

Date: 2/3/2022

City: Burbank

Project #: CA22_020022_023n

North Bound

Time	< 15	15 - 19	20 - 24	25 - 29	30 - 34	35 - 39	40 - 44	45 - 49	50 - 54	55 - 59	60 - 64	65 - 69	70 +	Total
0:00 AM	0	0	1	0	0	0	0	0	0	0	0	0	0	1
1:00	0	0	0	1	0	0	0	0	0	0	0	0	0	1
2:00	0	0	0	1	0	0	0	0	0	0	0	0	0	1
3:00	0	0	0	0	0	0	0	0	0	0	0	0	0	0
4:00	0	0	0	0	0	0	0	0	0	0	0	0	0	0
5:00	0	1	1	0	0	0	0	0	0	0	0	0	0	2
6:00	0	0	1	0	1	0	0	0	0	0	0	0	0	2
7:00	5	2	14	9	3	2	0	0	0	0	0	0	0	35
8:00	0	0	5	2	6	0	0	0	0	0	0	0	0	13
9:00	2	0	7	3	1	1	0	0	0	0	0	0	0	14
10:00	1	1	1	5	3	0	0	0	0	0	0	0	0	11
11:00	1	1	1	2	3	0	0	0	0	0	0	0	0	8
12:00 PM	2	4	6	7	5	1	0	0	0	0	0	0	0	25
13:00	1	4	6	3	2	0	0	0	0	0	0	0	0	16
14:00	1	2	8	2	1	1	0	0	0	0	0	0	0	15
15:00	0	11	9	8	2	1	0	0	0	0	0	0	0	31
16:00	1	2	8	3	3	1	0	0	0	0	0	0	0	18
17:00	0	2	9	4	3	0	0	0	0	0	0	0	0	18
18:00	2	1	4	4	2	0	0	0	0	0	0	0	0	13
19:00	1	2	4	1	0	0	0	0	0	0	0	0	0	8
20:00	0	0	3	4	0	1	0	0	0	0	0	0	0	8
21:00	0	0	3	2	0	0	0	0	0	0	0	0	0	5
22:00	0	1	1	1	0	0	0	0	0	0	0	0	0	3
23:00	0	0	1	0	1	0	0	0	0	0	0	0	0	2
Totals	17	34	93	62	36	8								250
% of Totals	7%	14%	37%	25%	14%	3%								100%

AM Volumes	9	5	31	23	17	3	0	0	0	0	0	0	0	88		
% AM	4%	2%	12%	9%	7%	1%								35%		
AM Peak Hour	7:00	7:00	7:00	7:00	8:00	7:00								7:00		
Volume	5	2	14	9	6	2								35		
PM Volumes	8	29	62	39	19	5	0	0	0	0	0	0	0	162		
% PM	3%	12%	25%	16%	8%	2%								65%		
PM Peak Hour	12:00	15:00	15:00	15:00	12:00	12:00								15:00		
Volume	2	11	9	8	5	1								31		
Directional Peak Periods		AM 7-9				NOON 12-2				PM 4-6				Off Peak Volumes		
All Speeds		Volume		%		Volume		%		Volume		%		Volume	%	
		48	↔	19%		41	↔	16%		36	↔	14%		125	↔	50%

Street Name	Direction	Percentiles					
		15th	50th	Average	85th	95th	ADT
S Griffith Park Dr	North Bound	18	24	24	31	34	250
S Griffith Park Dr	South Bound	15	23	22	29	33	199

SPEED

S Griffith Park Dr Bet. W Verdugo Ave & W Oak St

Day: Thursday

Date: 2/3/2022

City: Burbank

Project #: CA22_020022_023s

South Bound

Time	< 15	15 - 19	20 - 24	25 - 29	30 - 34	35 - 39	40 - 44	45 - 49	50 - 54	55 - 59	60 - 64	65 - 69	70 +	Total
0:00 AM	0	0	0	0	0	0	0	0	0	0	0	0	0	0
1:00	0	0	0	1	1	0	0	0	0	0	0	0	0	2
2:00	0	0	0	0	0	0	0	0	0	0	0	0	0	0
3:00	0	0	0	0	1	0	0	0	0	0	0	0	0	1
4:00	0	0	0	1	0	0	0	0	0	0	0	0	0	1
5:00	0	0	1	0	1	0	0	0	0	0	0	0	0	2
6:00	0	0	0	0	1	0	0	0	0	0	0	0	0	1
7:00	2	5	5	2	1	2	0	0	0	0	0	0	0	17
8:00	1	2	5	3	0	0	0	0	0	0	0	0	0	11
9:00	0	3	2	3	0	0	0	0	0	0	0	0	0	8
10:00	2	3	2	1	1	0	0	0	0	0	0	0	0	9
11:00	3	2	1	2	1	0	0	0	0	0	0	0	0	9
12:00 PM	6	2	2	5	1	0	0	0	0	0	0	0	0	16
13:00	4	1	3	2	0	1	0	0	0	0	0	0	0	11
14:00	2	4	3	10	2	0	0	0	0	0	0	0	0	21
15:00	3	2	13	5	2	0	0	0	0	0	0	0	0	25
16:00	1	3	2	4	1	0	0	0	0	0	0	0	0	11
17:00	2	2	3	2	3	0	0	0	0	0	0	0	0	12
18:00	1	3	4	1	2	0	0	0	0	0	0	0	0	11
19:00	3	4	6	2	1	0	0	0	0	0	0	0	0	16
20:00	0	2	6	0	1	0	0	0	0	0	0	0	0	9
21:00	1	0	0	2	0	0	0	0	0	0	0	0	0	3
22:00	0	0	0	0	2	0	0	0	0	0	0	0	0	2
23:00	0	0	0	1	0	0	0	0	0	0	0	0	0	1
Totals	31	38	58	47	22	3								199
% of Totals	16%	19%	29%	24%	11%	2%								100%

AM Volumes	8	15	16	13	7	2	0	0	0	0	0	0	0	61		
% AM	4%	8%	8%	7%	4%	1%								31%		
AM Peak Hour	11:00	7:00	7:00	8:00	1:00	7:00								7:00		
Volume	3	5	5	3	1	2								17		
PM Volumes	23	23	42	34	15	1	0	0	0	0	0	0	0	138		
% PM	12%	12%	21%	17%	8%	1%								69%		
PM Peak Hour	12:00	14:00	15:00	14:00	17:00	13:00								15:00		
Volume	6	4	13	10	3	1								25		
Directional Peak Periods		AM 7-9				NOON 12-2				PM 4-6				Off Peak Volumes		
All Speeds		Volume	↔		%	Volume	↔		%	Volume	↔		%	Volume	↔	
		28			14%	27			14%	23			12%	121		

Street Name	Direction	Percentiles					
		15th	50th	Average	85th	95th	ADT
S Griffith Park Dr	North Bound	18	24	24	31	34	250
S Griffith Park Dr	South Bound	15	23	22	29	33	199

SPEED

S Griffith Park Dr Bet. W Verdugo Ave & W Oak St

Day: Thursday

Date: 2/3/2022

City: Burbank

Project #: CA22_020022_023

Summary

Time	< 15	15 - 19	20 - 24	25 - 29	30 - 34	35 - 39	40 - 44	45 - 49	50 - 54	55 - 59	60 - 64	65 - 69	70 +	Total
0:00 AM	0	0	1	0	0	0	0	0	0	0	0	0	0	1
1:00	0	0	0	2	1	0	0	0	0	0	0	0	0	3
2:00	0	0	0	1	0	0	0	0	0	0	0	0	0	1
3:00	0	0	0	0	1	0	0	0	0	0	0	0	0	1
4:00	0	0	0	1	0	0	0	0	0	0	0	0	0	1
5:00	0	1	2	0	1	0	0	0	0	0	0	0	0	4
6:00	0	0	1	0	2	0	0	0	0	0	0	0	0	3
7:00	7	7	19	11	4	4	0	0	0	0	0	0	0	52
8:00	1	2	10	5	6	0	0	0	0	0	0	0	0	24
9:00	2	3	9	6	1	1	0	0	0	0	0	0	0	22
10:00	3	4	3	6	4	0	0	0	0	0	0	0	0	20
11:00	4	3	2	4	4	0	0	0	0	0	0	0	0	17
12:00 PM	8	6	8	12	6	1	0	0	0	0	0	0	0	41
13:00	5	5	9	5	2	1	0	0	0	0	0	0	0	27
14:00	3	6	11	12	3	1	0	0	0	0	0	0	0	36
15:00	3	13	22	13	4	1	0	0	0	0	0	0	0	56
16:00	2	5	10	7	4	1	0	0	0	0	0	0	0	29
17:00	2	4	12	6	6	0	0	0	0	0	0	0	0	30
18:00	3	4	8	5	4	0	0	0	0	0	0	0	0	24
19:00	4	6	10	3	1	0	0	0	0	0	0	0	0	24
20:00	0	2	9	4	1	1	0	0	0	0	0	0	0	17
21:00	1	0	3	4	0	0	0	0	0	0	0	0	0	8
22:00	0	1	1	1	2	0	0	0	0	0	0	0	0	5
23:00	0	0	1	1	1	0	0	0	0	0	0	0	0	3
Totals	48	72	151	109	58	11								449
% of Totals	11%	16%	34%	24%	13%	2%								100%

AM Volumes	17	20	47	36	24	5	0	0	0	0	0	0	0	149		
% AM	4%	4%	10%	8%	5%	1%								33%		
AM Peak Hour	7:00	7:00	7:00	7:00	8:00	7:00								7:00		
Volume	7	7	19	11	6	4								52		
PM Volumes	31	52	104	73	34	6	0	0	0	0	0	0	0	300		
% PM	7%	12%	23%	16%	8%	1%								67%		
PM Peak Hour	12:00	15:00	15:00	15:00	12:00	12:00								15:00		
Volume	8	13	22	13	6	1								56		
Directional Peak Periods		AM 7-9				NOON 12-2				PM 4-6				Off Peak Volumes		
All Speeds		Volume	↔		%	Volume	↔		%	Volume	↔		%	Volume	↔	
		76			17%	68			15%	59			13%	246		

Street Name	Direction	Percentiles					
		15th	50th	Average	85th	95th	ADT
S Griffith Park Dr	Summary	16	23	23	30	34	449

VOLUME

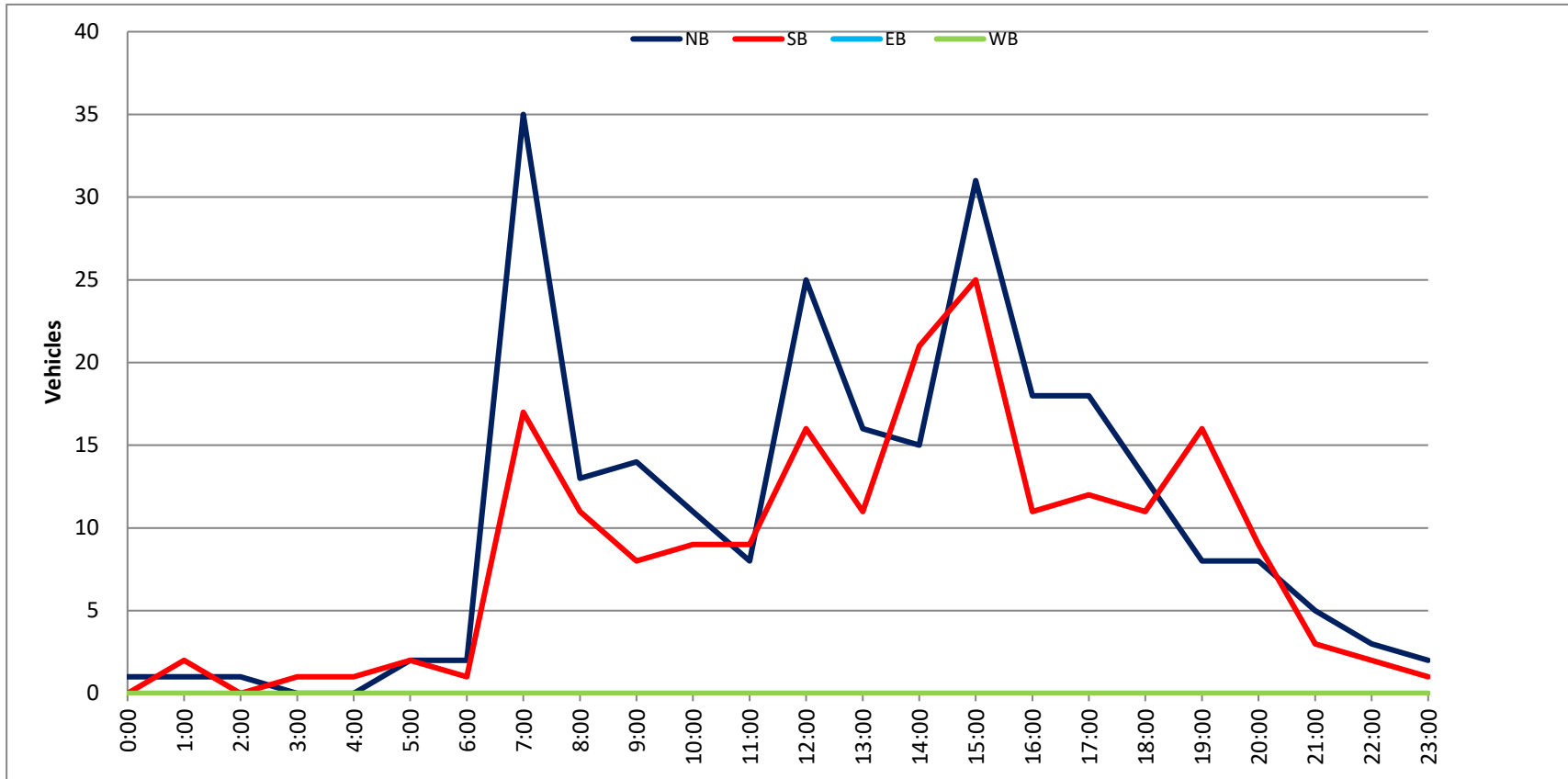
S Griffith Park Dr Bet. W Verdugo Ave & W Oak St

Day: Thursday
 Date: 2/3/2022

City: Burbank
 Project #: CA22_020022_023

DAILY TOTALS					NB	SB	EB	WB	Total		
					250	199	0	0	449		
AM Period	NB	SB	EB	WB	TOTAL	PM Period	NB	SB	EB	WB	TOTAL
0:00	0	0	0	0		12:00	9	3	0	0	12
0:15	1	0	0	0	1	12:15	1	2	0	0	3
0:30	0	0	0	0		12:30	7	4	0	0	11
0:45	0	1	0	0	1	12:45	8	25	7	16	41
1:00	0	1	0	0	1	13:00	4	3	0	0	7
1:15	0	0	0	0		13:15	3	2	0	0	5
1:30	1	1	0	0	2	13:30	4	4	0	0	8
1:45	0	1	0	2	3	13:45	5	16	2	11	27
2:00	0	0	0	0		14:00	4	0	0	0	4
2:15	0	0	0	0		14:15	2	3	0	0	5
2:30	0	0	0	0		14:30	5	7	0	0	12
2:45	1	1	0	0	1	14:45	4	15	11	21	36
3:00	0	0	0	0		15:00	19	15	0	0	34
3:15	0	0	0	0		15:15	6	5	0	0	11
3:30	0	0	0	0		15:30	3	4	0	0	7
3:45	0	1	1	0	1	15:45	3	31	1	25	56
4:00	0	0	0	0		16:00	6	5	0	0	11
4:15	0	0	0	0		16:15	6	1	0	0	7
4:30	0	1	0	0	1	16:30	3	3	0	0	6
4:45	0	0	1	0	1	16:45	3	18	2	11	29
5:00	0	0	0	0		17:00	5	2	0	0	7
5:15	0	1	0	0	1	17:15	3	4	0	0	7
5:30	0	1	0	0	1	17:30	6	1	0	0	7
5:45	2	2	0	2	2	17:45	4	18	5	12	30
6:00	0	0	0	0		18:00	3	3	0	0	6
6:15	1	0	0	0	1	18:15	1	1	0	0	2
6:30	0	0	0	0		18:30	5	3	0	0	8
6:45	1	2	1	1	2	18:45	4	13	4	11	24
7:00	1	2	0	0	3	19:00	3	6	0	0	9
7:15	5	2	0	0	7	19:15	3	3	0	0	6
7:30	7	8	0	0	15	19:30	1	3	0	0	4
7:45	22	35	5	17	27	19:45	1	8	4	16	24
8:00	3	1	0	0	4	20:00	3	3	0	0	6
8:15	4	4	0	0	8	20:15	2	3	0	0	5
8:30	1	3	0	0	4	20:30	3	2	0	0	5
8:45	5	13	3	11	8	20:45	0	8	1	9	17
9:00	2	0	0	0	2	21:00	2	1	0	0	3
9:15	2	4	0	0	6	21:15	1	0	0	0	1
9:30	4	1	0	0	5	21:30	0	1	0	0	1
9:45	6	14	3	8	9	21:45	2	5	1	3	8
10:00	3	6	0	0	9	22:00	1	1	0	0	2
10:15	3	1	0	0	4	22:15	1	0	0	0	1
10:30	2	1	0	0	3	22:30	0	1	0	0	1
10:45	3	11	1	9	4	22:45	1	3	0	2	5
11:00	3	3	0	0	6	23:00	0	0	0	0	
11:15	2	1	0	0	3	23:15	1	1	0	0	2
11:30	1	4	0	0	5	23:30	1	0	0	0	1
11:45	2	8	1	9	3	23:45	0	2	0	1	3
TOTALS	88	61			149	TOTALS	162	138			300
SPLIT %	59.1%	40.9%			33.2%	SPLIT %	54.0%	46.0%			66.8%

DAILY TOTALS					NB	SB	EB	WB	Total	
					250	199	0	0	449	
AM Peak Hour	7:15	7:30	7:30				PM Peak Hour	14:30	14:30	14:30
AM Pk Volume	37	18	54				PM Pk Volume	34	38	72
Pk Hr Factor	0.420	0.563	0.500				Pk Hr Factor	0.447	0.633	0.529
7 - 9 Volume	48	28	76	0	0		4 - 6 Volume	36	23	59
7 - 9 Peak Hour	7:15	7:30	7:30				4 - 6 Peak Hour	16:00	17:00	17:00
7 - 9 Pk Volume	37	18	54	0	0		4 - 6 Pk Volume	18	12	30
Pk Hr Factor	0.420	0.563	0.500	0.000	0.000		Pk Hr Factor	0.750	0.600	0.833



SPEED

S Mariposa St Bet. W Oak St & W Alameda Ave

Day: Tuesday
Date: 1/18/2022

City: Burbank
Project #: CA22_020022_027n

North Bound

Time	< 15	15 - 19	20 - 24	25 - 29	30 - 34	35 - 39	40 - 44	45 - 49	50 - 54	55 - 59	60 - 64	65 - 69	70 +	Total
0:00 AM	0	0	0	1	0	0	0	0	0	0	0	0	0	1
1:00	0	0	0	0	1	0	0	0	0	0	0	0	0	1
2:00	0	0	0	0	0	0	0	0	0	0	0	0	0	0
3:00	0	0	0	0	0	0	0	0	0	0	0	0	0	0
4:00	0	0	0	0	0	0	0	0	0	0	0	0	0	0
5:00	0	1	0	3	2	1	0	0	0	0	0	0	0	7
6:00	3	12	8	0	4	0	0	0	0	0	0	0	0	27
7:00	41	48	59	27	6	1	0	0	0	0	0	0	0	182
8:00	1	2	22	15	8	4	1	0	0	0	0	0	0	53
9:00	4	5	13	15	4	2	0	0	0	0	0	0	0	43
10:00	0	0	11	14	5	1	0	0	0	0	0	0	0	31
11:00	1	7	7	24	8	2	0	0	0	0	0	0	0	49
12:00 PM	3	1	12	19	8	0	0	0	0	0	0	0	0	43
13:00	1	5	7	13	5	1	0	0	0	0	0	0	0	32
14:00	6	10	19	20	10	0	1	0	0	0	0	0	0	66
15:00	30	10	14	22	3	1	0	1	0	0	0	0	0	81
16:00	2	7	18	16	20	1	0	0	0	1	0	0	0	65
17:00	1	9	21	19	5	2	0	0	0	0	0	0	0	57
18:00	2	1	6	9	8	0	0	0	0	0	0	0	0	26
19:00	2	3	3	9	4	3	0	0	0	0	0	0	0	24
20:00	1	2	2	8	1	1	0	0	0	0	0	0	0	15
21:00	1	3	2	5	2	0	0	0	0	0	0	0	0	13
22:00	0	0	5	3	1	0	0	0	0	0	0	0	0	9
23:00	0	0	1	2	1	0	0	0	0	0	0	0	0	4
Totals	99	126	230	244	106	20	2	1		1				829
% of Totals	12%	15%	28%	29%	13%	2%	0%	0%		0%				100%

AM Volumes	50	75	120	99	38	11	1	0	0	0	0	0	0	394		
% AM	6%	9%	14%	12%	5%	1%	0%							48%		
AM Peak Hour	7:00	7:00	7:00	7:00	8:00	8:00	8:00							7:00		
Volume	41	48	59	27	8	4	1							182		
PM Volumes	49	51	110	145	68	9	1	1	0	1	0	0	0	435		
% PM	6%	6%	13%	17%	8%	1%	0%	0%		0%				52%		
PM Peak Hour	15:00	14:00	17:00	15:00	16:00	19:00	14:00	15:00		16:00				15:00		
Volume	30	10	21	22	20	3	1	1		1				81		
Directional Peak Periods		AM 7-9				NOON 12-2				PM 4-6				Off Peak Volumes		
All Speeds		Volume		%		Volume		%		Volume		%		Volume	%	
		235	↔	28%		75	↔	9%		122	↔	15%		397	↔	48%

Street Name	Direction	Percentiles					
		15th	50th	Average	85th	95th	ADT
S Mariposa St	North Bound	16	24	23	30	34	829
S Mariposa St	South Bound	18	25	25	31	35	678

SPEED

S Mariposa St Bet. W Oak St & W Alameda Ave

Day: Tuesday
Date: 1/18/2022

City: Burbank
Project #: CA22_020022_027s

South Bound

Time	< 15	15 - 19	20 - 24	25 - 29	30 - 34	35 - 39	40 - 44	45 - 49	50 - 54	55 - 59	60 - 64	65 - 69	70 +	Total
0:00 AM	0	0	1	2	1	0	0	0	0	0	0	0	0	4
1:00	0	0	0	0	0	0	0	0	0	0	0	0	0	0
2:00	0	0	0	1	0	0	0	0	0	0	0	0	0	1
3:00	0	0	0	0	1	0	0	0	0	0	0	0	0	1
4:00	0	0	0	1	0	0	0	0	0	0	0	0	0	1
5:00	1	0	2	1	2	0	0	0	0	0	0	0	0	6
6:00	2	3	7	8	0	1	0	0	0	0	0	0	0	21
7:00	5	20	34	21	9	0	0	0	1	0	0	0	0	90
8:00	2	3	15	14	11	3	2	0	0	0	0	0	0	50
9:00	2	6	3	19	13	2	0	0	0	0	0	0	0	45
10:00	1	4	4	12	0	2	0	0	0	0	0	0	0	23
11:00	0	5	13	20	2	1	0	0	0	0	0	0	0	41
12:00 PM	4	6	9	13	8	0	0	0	0	1	0	0	0	41
13:00	0	2	9	16	7	1	0	0	0	0	0	0	0	35
14:00	3	9	10	13	6	2	0	0	0	0	0	0	0	43
15:00	15	43	17	13	10	2	0	0	0	0	0	0	0	100
16:00	0	5	28	16	5	3	0	0	0	0	0	0	0	57
17:00	3	5	10	15	5	3	0	1	0	0	0	0	0	42
18:00	1	2	9	10	9	2	0	0	0	0	0	0	0	33
19:00	1	2	2	5	6	0	1	0	0	0	0	0	0	17
20:00	1	2	3	4	1	0	0	0	0	1	0	0	0	12
21:00	0	2	4	0	2	0	0	0	0	0	0	0	0	8
22:00	0	0	0	1	2	0	0	0	0	0	0	0	0	3
23:00	0	1	1	2	0	0	0	0	0	0	0	0	0	4
Totals	41	120	181	207	100	22	3	1	1	2				678
% of Totals	6%	18%	27%	31%	15%	3%	0%	0%	0%	0%				100%

AM Volumes	13	41	79	99	39	9	2	0	1	0	0	0	0	283		
% AM	2%	6%	12%	15%	6%	1%	0%		0%					42%		
AM Peak Hour	7:00	7:00	7:00	7:00	9:00	8:00	8:00		7:00					7:00		
Volume	5	20	34	21	13	3	2		1					90		
PM Volumes	28	79	102	108	61	13	1	1	0	2	0	0	0	395		
% PM	4%	12%	15%	16%	9%	2%	0%	0%		0%				58%		
PM Peak Hour	15:00	15:00	16:00	13:00	15:00	16:00	19:00	17:00		12:00				15:00		
Volume	15	43	28	16	10	3	1	1		1				100		
Directional Peak Periods		AM 7-9				NOON 12-2				PM 4-6			Off Peak Volumes			
All Speeds		Volume	↔		%	Volume	↔		%	Volume	↔		%	Volume	↔	
		140			21%	76			11%	99			15%	363		

Street Name	Direction	Percentiles					
		15th	50th	Average	85th	95th	ADT
S Mariposa St	North Bound	16	24	23	30	34	829
S Mariposa St	South Bound	18	25	25	31	35	678

SPEED

S Mariposa St Bet. W Oak St & W Alameda Ave

Day: Tuesday
Date: 1/18/2022

City: Burbank
Project #: CA22_020022_027

Summary

Time	< 15	15 - 19	20 - 24	25 - 29	30 - 34	35 - 39	40 - 44	45 - 49	50 - 54	55 - 59	60 - 64	65 - 69	70 +	Total
0:00 AM	0	0	1	3	1	0	0	0	0	0	0	0	0	5
1:00	0	0	0	0	1	0	0	0	0	0	0	0	0	1
2:00	0	0	0	1	0	0	0	0	0	0	0	0	0	1
3:00	0	0	0	0	1	0	0	0	0	0	0	0	0	1
4:00	0	0	0	1	0	0	0	0	0	0	0	0	0	1
5:00	1	1	2	4	4	1	0	0	0	0	0	0	0	13
6:00	5	15	15	8	4	1	0	0	0	0	0	0	0	48
7:00	46	68	93	48	15	1	0	0	1	0	0	0	0	272
8:00	3	5	37	29	19	7	3	0	0	0	0	0	0	103
9:00	6	11	16	34	17	4	0	0	0	0	0	0	0	88
10:00	1	4	15	26	5	3	0	0	0	0	0	0	0	54
11:00	1	12	20	44	10	3	0	0	0	0	0	0	0	90
12:00 PM	7	7	21	32	16	0	0	0	0	1	0	0	0	84
13:00	1	7	16	29	12	2	0	0	0	0	0	0	0	67
14:00	9	19	29	33	16	2	1	0	0	0	0	0	0	109
15:00	45	53	31	35	13	3	0	1	0	0	0	0	0	181
16:00	2	12	46	32	25	4	0	0	0	1	0	0	0	122
17:00	4	14	31	34	10	5	0	1	0	0	0	0	0	99
18:00	3	3	15	19	17	2	0	0	0	0	0	0	0	59
19:00	3	5	5	14	10	3	1	0	0	0	0	0	0	41
20:00	2	4	5	12	2	1	0	0	0	1	0	0	0	27
21:00	1	5	6	5	4	0	0	0	0	0	0	0	0	21
22:00	0	0	5	4	3	0	0	0	0	0	0	0	0	12
23:00	0	1	2	4	1	0	0	0	0	0	0	0	0	8
Totals	140	246	411	451	206	42	5	2	1	3				1507
% of Totals	9%	16%	27%	30%	14%	3%	0%	0%	0%	0%				100%

AM Volumes	63	116	199	198	77	20	3	0	1	0	0	0	0	677		
% AM	4%	8%	13%	13%	5%	1%	0%		0%					45%		
AM Peak Hour	7:00	7:00	7:00	7:00	8:00	8:00	8:00		7:00					7:00		
Volume	46	68	93	48	19	7	3		1					272		
PM Volumes	77	130	212	253	129	22	2	2	0	3	0	0	0	830		
% PM	5%	9%	14%	17%	9%	1%	0%	0%		0%				55%		
PM Peak Hour	15:00	15:00	16:00	15:00	16:00	17:00	14:00	15:00		12:00				15:00		
Volume	45	53	46	35	25	5	1	1		1				181		
Directional Peak Periods		AM 7-9				NOON 12-2				PM 4-6			Off Peak Volumes			
All Speeds		Volume	↔		%	Volume	↔		%	Volume	↔		%	Volume	↔	
		375			25%	151			10%	221			15%	760		

Street Name	Direction	Percentiles					
		15th	50th	Average	85th	95th	ADT
S Mariposa St	Summary	17	24	24	31	34	1507

VOLUME

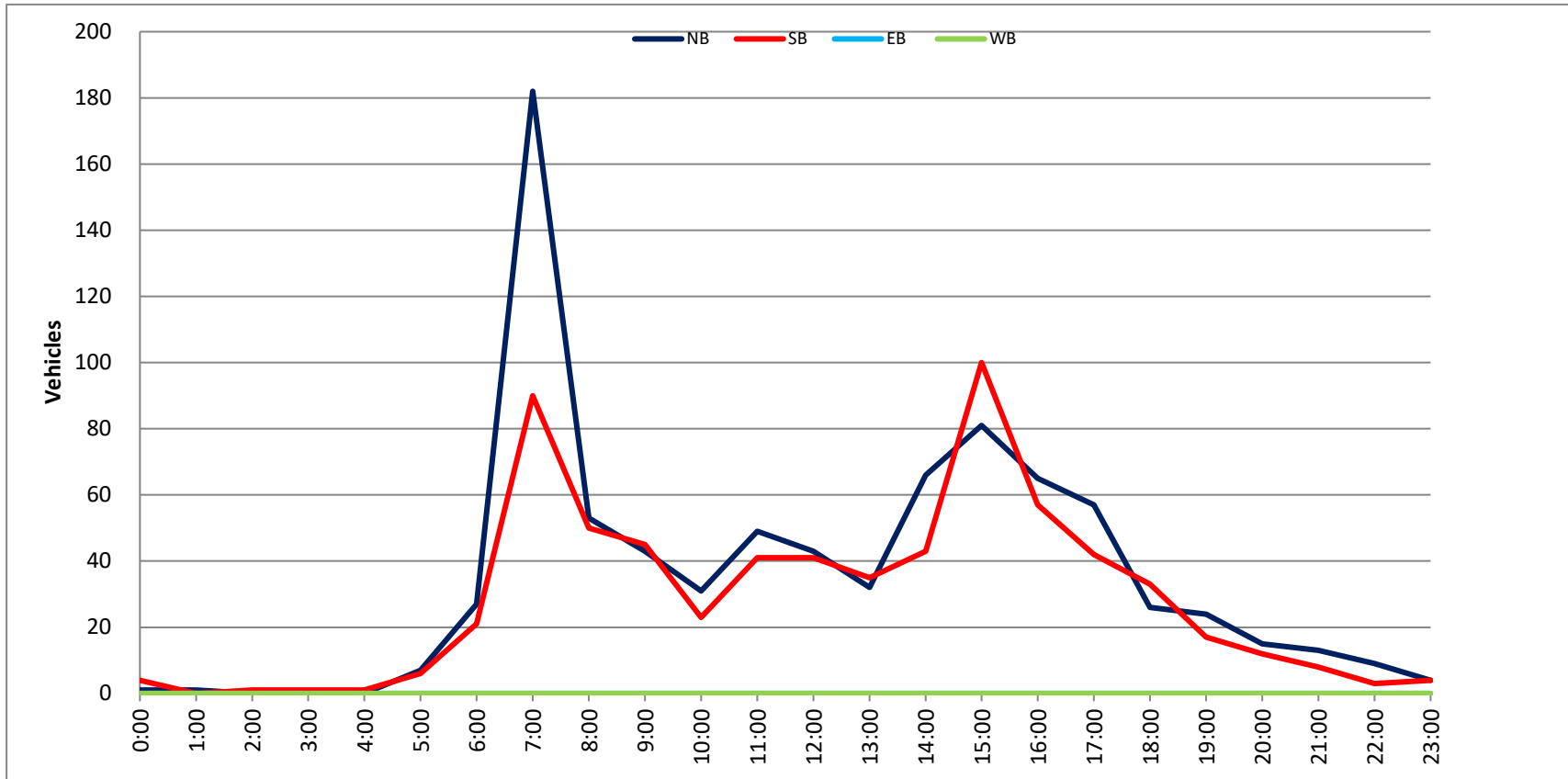
S Mariposa St Bet. W Oak St & W Alameda Ave

Day: Tuesday
 Date: 1/18/2022

City: Burbank
 Project #: CA22_020022_027

DAILY TOTALS					NB	SB	EB	WB	Total		
					829	678	0	0	1,507		
AM Period	NB	SB	EB	WB	TOTAL	PM Period	NB	SB	EB	WB	TOTAL
0:00	0	0	0	0		12:00	12	12	0	0	24
0:15	0	0	0	0		12:15	11	9	0	0	20
0:30	0	2	0	0	2	12:30	14	14	0	0	28
0:45	1	1	2	4	3	12:45	6	43	6	41	12
					5						84
1:00	0	0	0	0		13:00	8	4	0	0	12
1:15	1	0	0	0	1	13:15	5	13	0	0	18
1:30	0	0	0	0		13:30	7	11	0	0	18
1:45	0	1	0	0	1	13:45	12	32	7	35	19
											67
2:00	0	0	0	0		14:00	8	6	0	0	14
2:15	0	0	0	0		14:15	12	8	0	0	20
2:30	0	0	0	0		14:30	24	11	0	0	35
2:45	0	1	1	0	1	14:45	22	66	18	43	40
					1						109
3:00	0	0	0	0		15:00	35	49	0	0	84
3:15	0	0	0	0		15:15	18	24	0	0	42
3:30	0	1	0	0	1	15:30	14	15	0	0	29
3:45	0	0	1	0	1	15:45	14	81	12	100	26
											181
4:00	0	0	0	0		16:00	22	20	0	0	42
4:15	0	0	0	0		16:15	19	9	0	0	28
4:30	0	1	0	0	1	16:30	9	12	0	0	21
4:45	0	0	1	0	1	16:45	15	65	16	57	31
											122
5:00	1	1	0	0	2	17:00	15	13	0	0	28
5:15	3	0	0	0	3	17:15	11	13	0	0	24
5:30	1	0	0	0	1	17:30	15	9	0	0	24
5:45	2	7	5	6	7	17:45	16	57	7	42	23
					13						99
6:00	2	1	0	0	3	18:00	4	10	0	0	14
6:15	2	2	0	0	4	18:15	11	14	0	0	25
6:30	4	6	0	0	10	18:30	7	4	0	0	11
6:45	19	27	12	21	31	18:45	4	26	5	33	9
					48						59
7:00	4	7	0	0	11	19:00	7	4	0	0	11
7:15	23	6	0	0	29	19:15	4	3	0	0	7
7:30	67	25	0	0	92	19:30	8	6	0	0	14
7:45	88	182	52	90	140	19:45	5	24	4	17	9
					272						41
8:00	22	17	0	0	39	20:00	5	5	0	0	10
8:15	7	11	0	0	18	20:15	5	2	0	0	7
8:30	7	14	0	0	21	20:30	1	3	0	0	4
8:45	17	53	8	50	25	20:45	4	15	2	12	6
					103						27
9:00	14	6	0	0	20	21:00	4	3	0	0	7
9:15	12	17	0	0	29	21:15	3	1	0	0	4
9:30	8	12	0	0	20	21:30	4	2	0	0	6
9:45	9	43	10	45	19	21:45	2	13	2	8	4
					88						21
10:00	13	8	0	0	21	22:00	3	2	0	0	5
10:15	4	6	0	0	10	22:15	2	0	0	0	2
10:30	6	5	0	0	11	22:30	2	0	0	0	2
10:45	8	31	4	23	12	22:45	2	9	1	3	3
					54						12
11:00	7	11	0	0	18	23:00	1	2	0	0	3
11:15	8	11	0	0	19	23:15	2	0	0	0	2
11:30	18	9	0	0	27	23:30	0	1	0	0	1
11:45	16	49	10	41	26	23:45	1	4	1	4	2
					90						8
TOTALS	394	283			677	TOTALS	435	395			830
SPLIT %	58.2%	41.8%			44.9%	SPLIT %	52.4%	47.6%			55.1%

DAILY TOTALS					NB	SB	EB	WB	Total
					829	678	0	0	1,507
AM Peak Hour	7:15	7:30		7:15	PM Peak Hour	14:30	14:45		14:30
AM Pk Volume	200	105		300	PM Pk Volume	99	106		201
Pk Hr Factor	0.568	0.505		0.536	Pk Hr Factor	0.707	0.541		0.598
7 - 9 Volume	235	140	0	375	4 - 6 Volume	122	99	0	221
7 - 9 Peak Hour	7:15	7:30		7:15	4 - 6 Peak Hour	16:00	16:00		16:00
7 - 9 Pk Volume	200	105	0	300	4 - 6 Pk Volume	65	57	0	122
Pk Hr Factor	0.568	0.505	0.000	0.536	Pk Hr Factor	0.739	0.713	0.000	0.726



SPEED

S Mariposa St Bet. W Oak St & W Alameda Ave

Day: Wednesday

Date: 1/19/2022

City: Burbank

Project #: CA22_020022_027n

North Bound

Time	< 15	15 - 19	20 - 24	25 - 29	30 - 34	35 - 39	40 - 44	45 - 49	50 - 54	55 - 59	60 - 64	65 - 69	70 +	Total
0:00 AM	0	0	0	0	0	0	0	0	0	0	0	0	0	0
1:00	0	1	0	0	0	0	0	0	0	0	0	0	0	1
2:00	0	0	0	0	0	0	0	0	0	0	0	0	0	0
3:00	0	0	0	0	0	0	0	0	0	0	0	0	0	0
4:00	0	0	0	0	0	0	0	0	0	0	0	0	0	0
5:00	0	0	1	3	2	0	0	0	0	0	0	0	0	6
6:00	2	12	8	7	4	1	0	0	0	0	0	0	0	34
7:00	66	49	32	11	3	1	0	0	0	0	0	0	0	162
8:00	4	9	24	14	4	0	0	0	0	0	0	0	0	55
9:00	3	4	13	7	4	0	0	0	0	0	0	0	0	31
10:00	0	5	10	9	3	1	0	0	0	0	0	0	0	28
11:00	1	10	17	9	4	0	0	0	0	0	0	0	0	41
12:00 PM	6	5	11	12	8	2	0	0	0	0	0	0	0	44
13:00	0	5	8	14	10	3	1	1	0	0	0	0	0	42
14:00	4	8	18	21	6	3	0	0	0	0	0	0	0	60
15:00	16	20	20	16	5	0	0	0	0	0	0	0	0	77
16:00	12	12	21	14	6	1	1	0	0	0	0	0	0	67
17:00	1	6	13	11	6	3	0	0	0	0	0	0	0	40
18:00	1	1	3	9	5	1	0	0	0	0	0	0	0	20
19:00	0	1	8	14	4	4	0	0	0	0	0	0	0	31
20:00	0	2	1	10	6	1	0	0	0	0	0	0	0	20
21:00	0	0	2	5	2	1	0	0	0	0	0	0	0	10
22:00	0	0	1	5	1	0	0	0	0	0	0	0	0	7
23:00	0	0	1	2	0	0	0	0	0	0	0	0	0	3
Totals	116	150	212	193	83	22	2	1						779
% of Totals	15%	19%	27%	25%	11%	3%	0%	0%						100%

AM Volumes	76	90	105	60	24	3	0	0	0	0	0	0	0	358		
% AM	10%	12%	13%	8%	3%	0%								46%		
AM Peak Hour	7:00	7:00	7:00	8:00	6:00	6:00								7:00		
Volume	66	49	32	14	4	1								162		
PM Volumes	40	60	107	133	59	19	2	1	0	0	0	0	0	421		
% PM	5%	8%	14%	17%	8%	2%	0%	0%						54%		
PM Peak Hour	15:00	15:00	16:00	14:00	13:00	19:00	13:00	13:00						15:00		
Volume	16	20	21	21	10	4	1	1						77		
Directional Peak Periods		AM 7-9				NOON 12-2			PM 4-6			Off Peak Volumes				
All Speeds		Volume	↔		%	Volume	↔		%	Volume	↔		%	Volume	↔	
		217			28%	86			11%	107			14%	369		

Street Name	Direction	Percentiles					
		15th	50th	Average	85th	95th	ADT
S Mariposa St	North Bound	15	23	22	30	34	779
S Mariposa St	South Bound	17	24	24	30	34	664

SPEED

S Mariposa St Bet. W Oak St & W Alameda Ave

Day: Wednesday

Date: 1/19/2022

City: Burbank

Project #: CA22_020022_027s

South Bound

Time	< 15	15 - 19	20 - 24	25 - 29	30 - 34	35 - 39	40 - 44	45 - 49	50 - 54	55 - 59	60 - 64	65 - 69	70 +	Total
0:00 AM	0	0	0	0	0	0	0	0	0	0	0	0	0	0
1:00	0	0	0	0	0	0	0	0	0	0	0	0	0	0
2:00	0	0	1	0	0	0	0	0	0	0	0	0	0	1
3:00	0	0	0	0	1	0	0	0	0	0	0	0	0	1
4:00	0	0	0	1	0	0	0	0	0	0	0	0	0	1
5:00	0	0	1	1	1	1	0	0	0	0	0	0	0	4
6:00	1	2	5	3	5	1	0	0	0	0	0	0	0	17
7:00	7	34	39	12	4	3	1	0	0	0	0	0	0	100
8:00	0	4	18	13	7	0	1	0	0	0	0	0	0	43
9:00	2	2	13	15	3	1	0	0	0	0	0	0	0	36
10:00	1	4	17	7	3	2	0	0	0	0	0	0	0	34
11:00	0	7	13	14	1	1	0	0	0	0	0	0	0	36
12:00 PM	3	7	10	10	6	0	0	0	0	0	0	0	0	36
13:00	1	2	11	18	13	2	0	0	0	0	0	0	0	47
14:00	3	5	11	11	3	0	0	0	0	0	0	0	0	33
15:00	19	26	27	21	2	1	0	0	0	0	0	0	0	96
16:00	13	15	24	10	5	1	0	0	0	0	0	0	0	68
17:00	2	8	11	14	6	1	0	0	0	0	0	0	0	42
18:00	1	3	1	17	2	1	1	0	0	0	0	0	0	26
19:00	2	0	2	5	8	1	1	0	0	0	0	0	0	19
20:00	0	0	1	3	1	1	0	0	0	0	0	0	0	6
21:00	0	0	3	6	1	0	0	0	0	0	0	0	0	10
22:00	0	1	2	3	0	1	0	0	0	0	0	0	0	7
23:00	0	0	0	0	1	0	0	0	0	0	0	0	0	1
Totals	55	120	210	184	73	18	4							664
% of Totals	8%	18%	32%	28%	11%	3%	1%							100%

AM Volumes	11	53	107	66	25	9	2	0	0	0	0	0	0	273		
% AM	2%	8%	16%	10%	4%	1%	0%							41%		
AM Peak Hour	7:00	7:00	7:00	9:00	8:00	7:00	7:00							7:00		
Volume	7	34	39	15	7	3	1							100		
PM Volumes	44	67	103	118	48	9	2	0	0	0	0	0	0	391		
% PM	7%	10%	16%	18%	7%	1%	0%							59%		
PM Peak Hour	15:00	15:00	15:00	15:00	13:00	13:00	18:00							15:00		
Volume	19	26	27	21	13	2	1							96		
Directional Peak Periods		AM 7-9				NOON 12-2			PM 4-6			Off Peak Volumes				
All Speeds		Volume	↔		%	Volume	↔		%	Volume	↔		%	Volume	↔	
		143			22%	83			13%	110			17%	328		

Street Name	Direction	Percentiles					
		15th	50th	Average	85th	95th	ADT
S Mariposa St	North Bound	15	23	22	30	34	779
S Mariposa St	South Bound	17	24	24	30	34	664

SPEED

S Mariposa St Bet. W Oak St & W Alameda Ave

Day: Wednesday

Date: 1/19/2022

City: Burbank

Project #: CA22_020022_027

Summary

Time	< 15	15 - 19	20 - 24	25 - 29	30 - 34	35 - 39	40 - 44	45 - 49	50 - 54	55 - 59	60 - 64	65 - 69	70 +	Total
0:00 AM	0	0	0	0	0	0	0	0	0	0	0	0	0	0
1:00	0	1	0	0	0	0	0	0	0	0	0	0	0	1
2:00	0	0	1	0	0	0	0	0	0	0	0	0	0	1
3:00	0	0	0	0	1	0	0	0	0	0	0	0	0	1
4:00	0	0	0	1	0	0	0	0	0	0	0	0	0	1
5:00	0	0	2	4	3	1	0	0	0	0	0	0	0	10
6:00	3	14	13	10	9	2	0	0	0	0	0	0	0	51
7:00	73	83	71	23	7	4	1	0	0	0	0	0	0	262
8:00	4	13	42	27	11	0	1	0	0	0	0	0	0	98
9:00	5	6	26	22	7	1	0	0	0	0	0	0	0	67
10:00	1	9	27	16	6	3	0	0	0	0	0	0	0	62
11:00	1	17	30	23	5	1	0	0	0	0	0	0	0	77
12:00 PM	9	12	21	22	14	2	0	0	0	0	0	0	0	80
13:00	1	7	19	32	23	5	1	1	0	0	0	0	0	89
14:00	7	13	29	32	9	3	0	0	0	0	0	0	0	93
15:00	35	46	47	37	7	1	0	0	0	0	0	0	0	173
16:00	25	27	45	24	11	2	1	0	0	0	0	0	0	135
17:00	3	14	24	25	12	4	0	0	0	0	0	0	0	82
18:00	2	4	4	26	7	2	1	0	0	0	0	0	0	46
19:00	2	1	10	19	12	5	1	0	0	0	0	0	0	50
20:00	0	2	2	13	7	2	0	0	0	0	0	0	0	26
21:00	0	0	5	11	3	1	0	0	0	0	0	0	0	20
22:00	0	1	3	8	1	1	0	0	0	0	0	0	0	14
23:00	0	0	1	2	1	0	0	0	0	0	0	0	0	4
Totals	171	270	422	377	156	40	6	1						1443
% of Totals	12%	19%	29%	26%	11%	3%	0%	0%						100%

AM Volumes	87	143	212	126	49	12	2	0	0	0	0	0	0	631		
% AM	6%	10%	15%	9%	3%	1%	0%							44%		
AM Peak Hour	7:00	7:00	7:00	8:00	8:00	7:00	7:00							7:00		
Volume	73	83	71	27	11	4	1							262		
PM Volumes	84	127	210	251	107	28	4	1	0	0	0	0	0	812		
% PM	6%	9%	15%	17%	7%	2%	0%	0%						56%		
PM Peak Hour	15:00	15:00	15:00	15:00	13:00	13:00	13:00	13:00						15:00		
Volume	35	46	47	37	23	5	1	1						173		
Directional Peak Periods		AM 7-9				NOON 12-2				PM 4-6				Off Peak Volumes		
All Speeds		Volume	↔		%	Volume	↔		%	Volume	↔		%	Volume	↔	
		360			25%	169			12%	217			15%	697		

Street Name	Direction	Percentiles					
		15th	50th	Average	85th	95th	ADT
S Mariposa St	Summary	16	23	23	30	34	1443

VOLUME

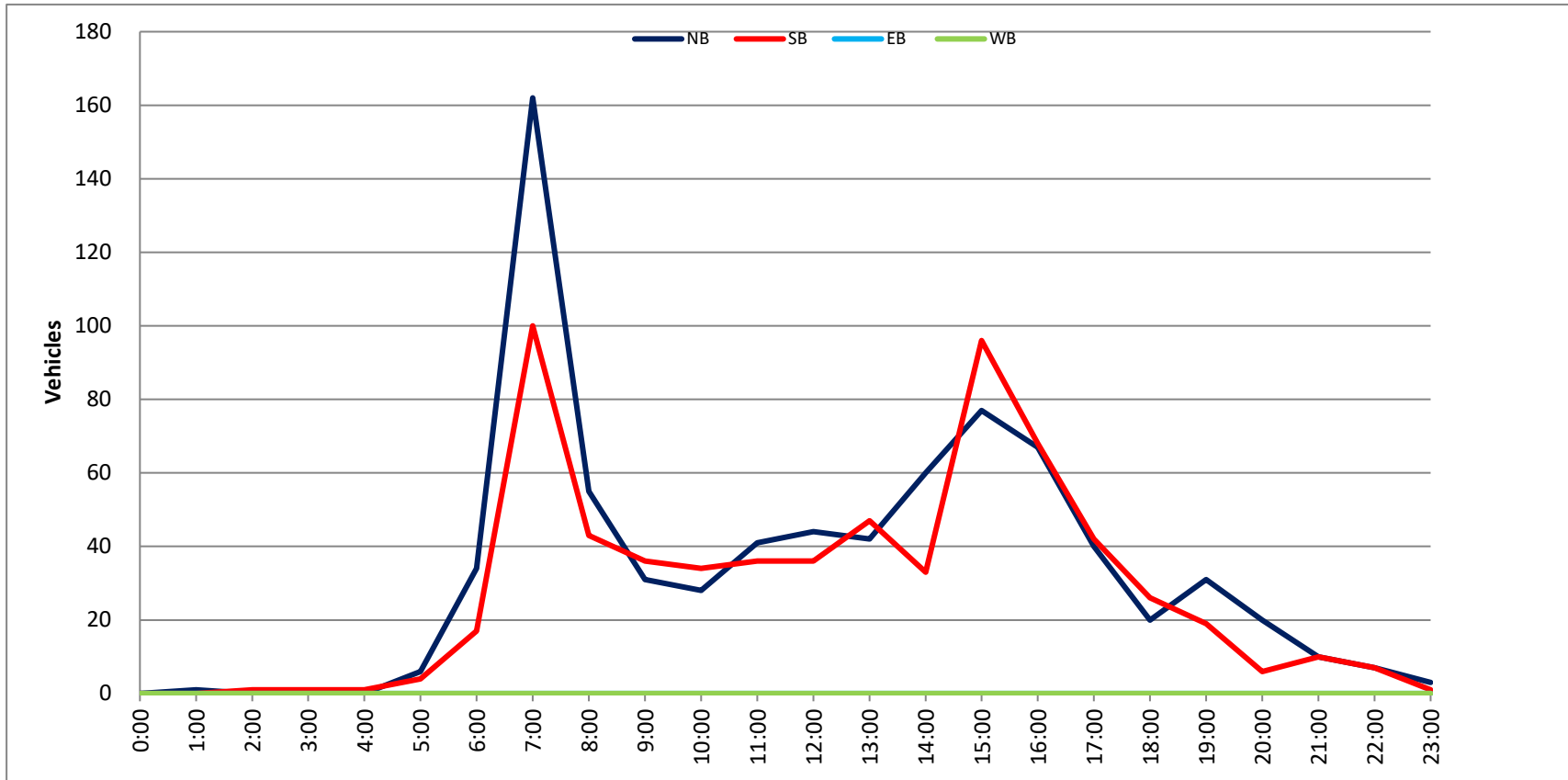
S Mariposa St Bet. W Oak St & W Alameda Ave

Day: Wednesday
 Date: 1/19/2022

City: Burbank
 Project #: CA22_020022_027

DAILY TOTALS					NB	SB	EB	WB	Total		
					779	664	0	0	1,443		
AM Period	NB	SB	EB	WB	TOTAL	PM Period	NB	SB	EB	WB	TOTAL
0:00	0	0	0	0		12:00	16	6	0	0	22
0:15	0	0	0	0		12:15	11	13	0	0	24
0:30	0	0	0	0		12:30	8	7	0	0	15
0:45	0	0	0	0		12:45	9	44	10	36	19
											80
1:00	0	0	0	0		13:00	9	15	0	0	24
1:15	1	0	0	0	1	13:15	7	11	0	0	18
1:30	0	0	0	0		13:30	13	11	0	0	24
1:45	0	1	0	0	1	13:45	13	42	10	47	23
											89
2:00	0	0	0	0		14:00	16	6	0	0	22
2:15	0	0	0	0		14:15	14	6	0	0	20
2:30	0	0	0	0		14:30	19	17	0	0	36
2:45	0	1	1	0	1	14:45	11	60	4	33	15
					1						93
3:00	0	0	0	0		15:00	23	46	0	0	69
3:15	0	1	0	0	1	15:15	19	26	0	0	45
3:30	0	0	0	0		15:30	11	12	0	0	23
3:45	0	0	1	0	1	15:45	24	77	12	96	36
											173
4:00	0	0	0	0		16:00	21	29	0	0	50
4:15	0	1	0	0	1	16:15	21	12	0	0	33
4:30	0	0	0	0		16:30	15	14	0	0	29
4:45	0	0	1	0	1	16:45	10	67	13	68	23
											135
5:00	0	1	0	0	1	17:00	11	10	0	0	21
5:15	3	2	0	0	5	17:15	9	13	0	0	22
5:30	2	0	0	0	2	17:30	13	11	0	0	24
5:45	1	6	1	4	2	17:45	7	40	8	42	15
					10						82
6:00	2	2	0	0	4	18:00	6	7	0	0	13
6:15	7	1	0	0	8	18:15	4	6	0	0	10
6:30	7	5	0	0	12	18:30	6	5	0	0	11
6:45	18	34	9	17	27	18:45	4	20	8	26	12
					51						46
7:00	7	6	0	0	13	19:00	9	6	0	0	15
7:15	21	16	0	0	37	19:15	5	5	0	0	10
7:30	58	19	0	0	77	19:30	8	6	0	0	14
7:45	76	162	59	100	135	19:45	9	31	2	19	11
					262						50
8:00	30	15	0	0	45	20:00	9	1	0	0	10
8:15	8	6	0	0	14	20:15	1	1	0	0	2
8:30	5	13	0	0	18	20:30	3	4	0	0	7
8:45	12	55	9	43	21	20:45	7	20	0	6	7
					98						26
9:00	6	13	0	0	19	21:00	2	3	0	0	5
9:15	11	6	0	0	17	21:15	3	1	0	0	4
9:30	4	7	0	0	11	21:30	1	4	0	0	5
9:45	10	31	10	36	20	21:45	4	10	2	10	6
					67						20
10:00	8	8	0	0	16	22:00	3	1	0	0	4
10:15	4	11	0	0	15	22:15	0	3	0	0	3
10:30	7	10	0	0	17	22:30	4	1	0	0	5
10:45	9	28	5	34	14	22:45	0	7	2	7	2
					62						14
11:00	15	13	0	0	28	23:00	2	1	0	0	3
11:15	12	8	0	0	20	23:15	1	0	0	0	1
11:30	5	8	0	0	13	23:30	0	0	0	0	
11:45	9	41	7	36	16	23:45	0	3	0	1	0
					77						4
TOTALS	358	273			631	TOTALS	421	391			812
SPLIT %	56.7%	43.3%			43.7%	SPLIT %	51.8%	48.2%			56.3%

DAILY TOTALS					NB	SB	EB	WB	Total
					779	664	0	0	1,443
AM Peak Hour	7:15	7:15	7:15	PM Peak Hour	15:45	15:00	15:00		
AM Pk Volume	185	109	294	PM Pk Volume	81	96	173		
Pk Hr Factor	0.609	0.462	0.544	Pk Hr Factor	0.844	0.522	0.627		
7 - 9 Volume	217	143	360	4 - 6 Volume	107	110	217		
7 - 9 Peak Hour	7:15	7:15	7:15	4 - 6 Peak Hour	16:00	16:00	16:00		
7 - 9 Pk Volume	185	109	294	4 - 6 Pk Volume	67	68	135		
Pk Hr Factor	0.609	0.462	0.544	Pk Hr Factor	0.798	0.586	0.675		



SPEED

S Mariposa St Bet. W Oak St & W Alameda Ave

Day: Thursday
Date: 1/20/2022

City: Burbank
Project #: CA22_020022_027n

North Bound

Time	< 15	15 - 19	20 - 24	25 - 29	30 - 34	35 - 39	40 - 44	45 - 49	50 - 54	55 - 59	60 - 64	65 - 69	70 +	Total
0:00 AM	0	0	0	1	0	0	0	0	0	0	0	0	0	1
1:00	0	1	0	0	0	0	0	0	0	0	0	0	0	1
2:00	0	0	0	0	0	0	0	0	0	0	0	0	0	0
3:00	0	0	1	0	0	0	0	0	0	0	0	0	0	1
4:00	0	0	0	1	0	0	0	0	0	0	0	0	0	1
5:00	0	0	1	3	1	0	0	0	0	0	0	0	0	5
6:00	3	6	7	6	1	1	0	0	0	0	0	0	0	24
7:00	46	36	44	10	6	0	0	0	0	0	0	0	0	142
8:00	2	2	12	23	5	1	0	0	0	0	0	0	0	45
9:00	1	2	9	4	0	0	0	0	0	0	0	0	0	16
10:00	1	1	13	12	10	0	0	0	0	0	0	0	0	37
11:00	1	6	12	9	4	1	0	0	0	0	0	0	0	33
12:00 PM	7	4	10	14	7	2	0	0	0	0	0	0	0	44
13:00	1	8	21	14	6	2	1	0	0	0	0	0	0	53
14:00	9	13	20	12	8	1	0	0	0	0	0	0	0	63
15:00	26	22	20	13	4	3	0	0	0	0	0	0	0	88
16:00	1	8	20	19	10	1	0	0	0	0	0	0	0	59
17:00	3	2	16	24	4	3	0	0	0	0	0	0	0	52
18:00	1	6	7	16	8	4	0	0	0	0	0	0	0	42
19:00	0	1	9	8	6	1	0	0	0	0	0	0	0	25
20:00	0	1	2	8	5	1	1	0	0	0	0	0	0	18
21:00	2	1	0	1	2	1	0	0	0	0	0	0	0	7
22:00	0	3	3	6	1	0	0	0	0	0	0	0	0	13
23:00	0	0	1	2	0	1	0	0	0	0	0	0	0	4
Totals	104	123	228	206	88	23	2							774
% of Totals	13%	16%	29%	27%	11%	3%	0%							100%

AM Volumes	54	54	99	69	27	3	0	0	0	0	0	0	0	306
% AM	7%	7%	13%	9%	3%	0%								40%
AM Peak Hour	7:00	7:00	7:00	8:00	10:00	6:00								7:00
Volume	46	36	44	23	10	1								142
PM Volumes	50	69	129	137	61	20	2	0	0	0	0	0	0	468
% PM	6%	9%	17%	18%	8%	3%	0%							60%
PM Peak Hour	15:00	15:00	13:00	17:00	16:00	18:00	13:00							15:00
Volume	26	22	21	24	10	4	1							88
Directional Peak Periods		AM 7-9				NOON 12-2			PM 4-6			Off Peak Volumes		
All Speeds		Volume		%	Volume		%	Volume		%	Volume		%	
		187	↔	24%	97	↔	13%	111	↔	14%	379	↔	49%	

Street Name	Direction	Percentiles					
		15th	50th	Average	85th	95th	ADT
S Mariposa St	North Bound	15	24	23	30	34	774
S Mariposa St	South Bound	17	24	24	31	34	663

SPEED

S Mariposa St Bet. W Oak St & W Alameda Ave

Day: Thursday
Date: 1/20/2022

City: Burbank
Project #: CA22_020022_027s

South Bound

Time	< 15	15 - 19	20 - 24	25 - 29	30 - 34	35 - 39	40 - 44	45 - 49	50 - 54	55 - 59	60 - 64	65 - 69	70 +	Total
0:00 AM	0	0	0	0	0	1	0	0	0	0	0	0	0	1
1:00	0	0	0	0	0	0	0	0	0	0	0	0	0	0
2:00	0	0	0	0	1	0	0	0	0	0	0	0	0	1
3:00	0	0	0	0	0	0	0	0	0	0	0	0	0	0
4:00	0	0	0	2	1	0	0	0	0	0	0	0	0	3
5:00	0	0	2	0	3	2	1	0	0	0	0	0	0	8
6:00	2	2	4	4	1	0	0	0	0	0	0	0	0	13
7:00	20	28	27	9	5	1	0	0	0	0	0	0	0	90
8:00	1	4	16	9	8	2	0	0	0	0	0	0	0	40
9:00	4	1	8	13	9	0	0	0	0	0	0	0	0	35
10:00	0	3	17	4	4	0	0	0	0	0	0	0	0	28
11:00	1	3	6	12	6	0	0	0	0	0	0	0	0	28
12:00 PM	0	8	14	16	2	1	0	0	0	0	0	0	0	41
13:00	1	2	8	9	10	1	1	0	0	0	0	0	0	32
14:00	12	12	12	11	3	1	0	0	0	0	0	0	0	51
15:00	12	19	37	23	6	2	0	0	0	0	0	0	0	99
16:00	2	8	22	15	6	1	0	0	0	0	0	0	0	54
17:00	1	1	16	12	15	3	0	0	0	0	0	0	0	48
18:00	1	3	9	12	7	1	1	0	0	0	0	0	0	34
19:00	0	1	4	12	5	1	0	0	0	0	0	0	0	23
20:00	0	2	3	5	4	0	0	0	0	0	0	0	0	14
21:00	2	0	1	2	1	0	0	0	0	0	0	0	0	6
22:00	0	0	4	1	3	0	0	0	0	0	0	0	0	8
23:00	0	2	0	1	1	2	0	0	0	0	0	0	0	6
Totals	59	99	210	172	101	19	3							663
% of Totals	9%	15%	32%	26%	15%	3%	0%							100%

AM Volumes	28	41	80	53	38	6	1	0	0	0	0	0	0	247		
% AM	4%	6%	12%	8%	6%	1%	0%							37%		
AM Peak Hour	7:00	7:00	7:00	9:00	9:00	5:00	5:00							7:00		
Volume	20	28	27	13	9	2	1							90		
PM Volumes	31	58	130	119	63	13	2	0	0	0	0	0	0	416		
% PM	5%	9%	20%	18%	10%	2%	0%							63%		
PM Peak Hour	14:00	15:00	15:00	15:00	17:00	17:00	13:00							15:00		
Volume	12	19	37	23	15	3	1							99		
Directional Peak Periods		AM 7-9				NOON 12-2			PM 4-6			Off Peak Volumes				
All Speeds		Volume	↔		%	Volume	↔		%	Volume	↔		%	Volume	↔	
		130			20%	73			11%	102			15%	358		

Street Name	Direction	Percentiles					
		15th	50th	Average	85th	95th	ADT
S Mariposa St	North Bound	15	24	23	30	34	774
S Mariposa St	South Bound	17	24	24	31	34	663

SPEED

S Mariposa St Bet. W Oak St & W Alameda Ave

Day: Thursday
Date: 1/20/2022

City: Burbank
Project #: CA22_020022_027

Summary

Time	< 15	15 - 19	20 - 24	25 - 29	30 - 34	35 - 39	40 - 44	45 - 49	50 - 54	55 - 59	60 - 64	65 - 69	70 +	Total
0:00 AM	0	0	0	1	0	1	0	0	0	0	0	0	0	2
1:00	0	1	0	0	0	0	0	0	0	0	0	0	0	1
2:00	0	0	0	0	1	0	0	0	0	0	0	0	0	1
3:00	0	0	1	0	0	0	0	0	0	0	0	0	0	1
4:00	0	0	0	3	1	0	0	0	0	0	0	0	0	4
5:00	0	0	3	3	4	2	1	0	0	0	0	0	0	13
6:00	5	8	11	10	2	1	0	0	0	0	0	0	0	37
7:00	66	64	71	19	11	1	0	0	0	0	0	0	0	232
8:00	3	6	28	32	13	3	0	0	0	0	0	0	0	85
9:00	5	3	17	17	9	0	0	0	0	0	0	0	0	51
10:00	1	4	30	16	14	0	0	0	0	0	0	0	0	65
11:00	2	9	18	21	10	1	0	0	0	0	0	0	0	61
12:00 PM	7	12	24	30	9	3	0	0	0	0	0	0	0	85
13:00	2	10	29	23	16	3	2	0	0	0	0	0	0	85
14:00	21	25	32	23	11	2	0	0	0	0	0	0	0	114
15:00	38	41	57	36	10	5	0	0	0	0	0	0	0	187
16:00	3	16	42	34	16	2	0	0	0	0	0	0	0	113
17:00	4	3	32	36	19	6	0	0	0	0	0	0	0	100
18:00	2	9	16	28	15	5	1	0	0	0	0	0	0	76
19:00	0	2	13	20	11	2	0	0	0	0	0	0	0	48
20:00	0	3	5	13	9	1	1	0	0	0	0	0	0	32
21:00	4	1	1	3	3	1	0	0	0	0	0	0	0	13
22:00	0	3	7	7	4	0	0	0	0	0	0	0	0	21
23:00	0	2	1	3	1	3	0	0	0	0	0	0	0	10
Totals	163	222	438	378	189	42	5							1437
% of Totals	11%	15%	30%	26%	13%	3%	0%							100%

AM Volumes	82	95	179	122	65	9	1	0	0	0	0	0	0	553			
% AM	6%	7%	12%	8%	5%	1%	0%							38%			
AM Peak Hour	7:00	7:00	7:00	8:00	10:00	8:00	5:00							7:00			
Volume	66	64	71	32	14	3	1							232			
PM Volumes	81	127	259	256	124	33	4	0	0	0	0	0	0	884			
% PM	6%	9%	18%	18%	9%	2%	0%							62%			
PM Peak Hour	15:00	15:00	15:00	15:00	17:00	17:00	13:00							15:00			
Volume	38	41	57	36	19	6	2							187			
Directional Peak Periods		AM 7-9				NOON 12-2			PM 4-6			Off Peak Volumes					
All Speeds		Volume	↔		%	Volume	↔		%	Volume	↔		%	Volume	↔		%
		317			22%	170			12%	213			15%	737			51%

Street Name	Direction	Percentiles					
		15th	50th	Average	85th	95th	ADT
S Mariposa St	Summary	16	24	23	31	34	1437

VOLUME

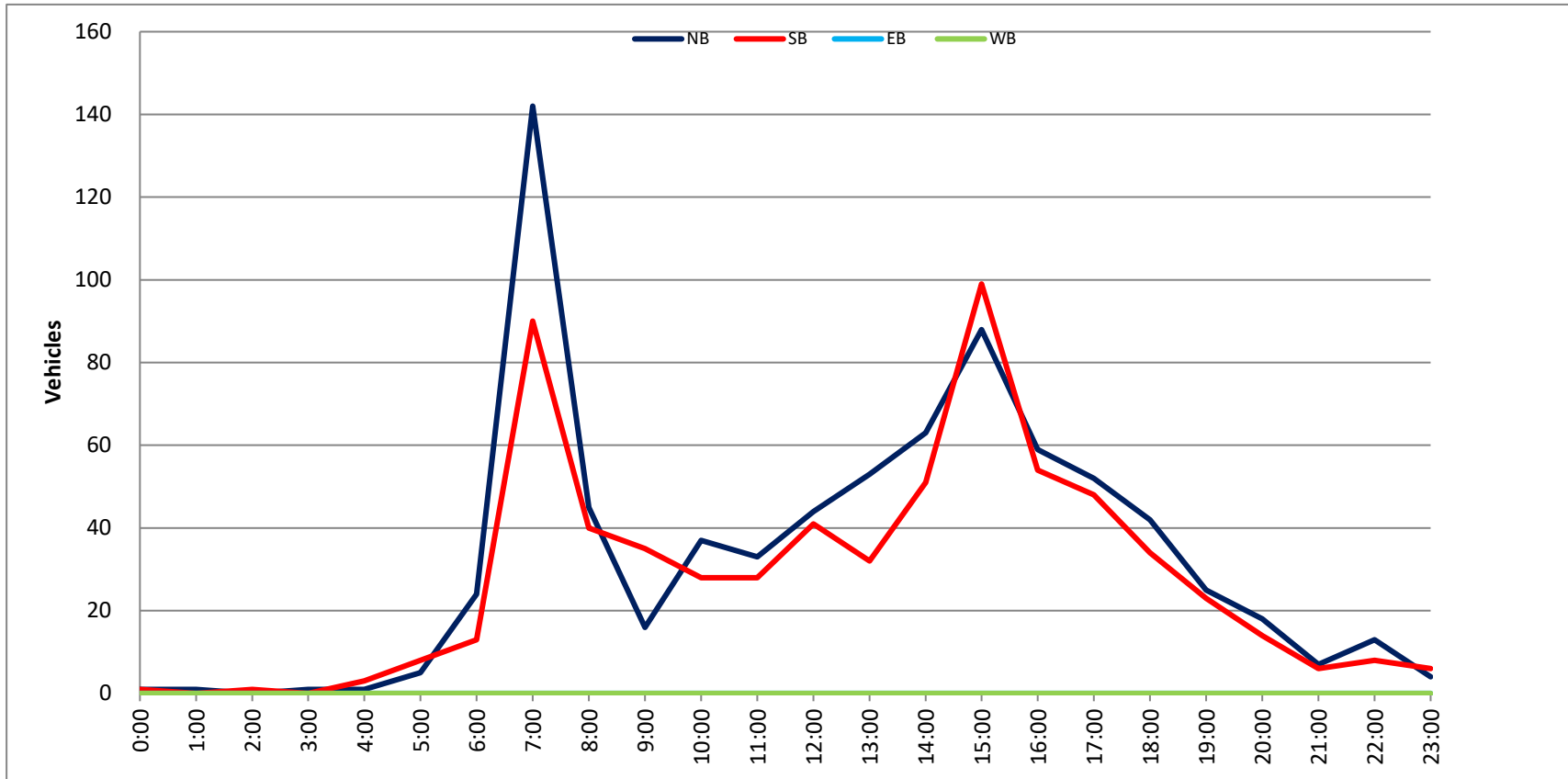
S Mariposa St Bet. W Oak St & W Alameda Ave

Day: Thursday
 Date: 1/20/2022

City: Burbank
 Project #: CA22_020022_027

DAILY TOTALS					NB	SB	EB	WB	Total		
					774	663	0	0	1,437		
AM Period	NB	SB	EB	WB	TOTAL	PM Period	NB	SB	EB	WB	TOTAL
0:00	0	0	0	0		12:00	12	14	0	0	26
0:15	1	1	0	0	2	12:15	14	13	0	0	27
0:30	0	0	0	0		12:30	14	7	0	0	21
0:45	0	1	0	1	2	12:45	4	44	7	41	11
1:00	0	0	0	0		13:00	13	10	0	0	23
1:15	0	0	0	0		13:15	10	7	0	0	17
1:30	1	0	0	0	1	13:30	14	5	0	0	19
1:45	0	1	0	0	1	13:45	16	53	10	32	26
2:00	0	0	0	0		14:00	11	9	0	0	20
2:15	0	0	0	0		14:15	9	11	0	0	20
2:30	0	1	0	0	1	14:30	20	9	0	0	29
2:45	0	0	1	0	1	14:45	23	63	22	51	45
3:00	0	0	0	0		15:00	43	40	0	0	83
3:15	0	0	0	0		15:15	22	30	0	0	52
3:30	1	0	0	0	1	15:30	11	21	0	0	32
3:45	0	1	0	0	1	15:45	12	88	8	99	20
4:00	0	0	0	0		16:00	19	22	0	0	41
4:15	0	1	0	0	1	16:15	11	11	0	0	22
4:30	1	2	0	0	3	16:30	13	13	0	0	26
4:45	0	1	0	3	4	16:45	16	59	8	54	24
5:00	1	3	0	0	4	17:00	12	19	0	0	31
5:15	1	1	0	0	2	17:15	18	6	0	0	24
5:30	2	1	0	0	3	17:30	7	12	0	0	19
5:45	1	5	3	8	4	17:45	15	52	11	48	26
6:00	7	1	0	0	8	18:00	5	12	0	0	17
6:15	2	1	0	0	3	18:15	14	8	0	0	22
6:30	2	3	0	0	5	18:30	12	10	0	0	22
6:45	13	24	8	13	21	18:45	11	42	4	34	15
7:00	9	7	0	0	16	19:00	6	7	0	0	13
7:15	31	12	0	0	43	19:15	7	4	0	0	11
7:30	64	25	0	0	89	19:30	8	3	0	0	11
7:45	38	142	46	90	84	19:45	4	25	9	23	13
8:00	15	24	0	0	39	20:00	5	4	0	0	9
8:15	12	5	0	0	17	20:15	2	3	0	0	5
8:30	8	5	0	0	13	20:30	6	5	0	0	11
8:45	10	45	6	40	16	20:45	5	18	2	14	7
9:00	4	9	0	0	13	21:00	3	2	0	0	5
9:15	4	9	0	0	13	21:15	1	2	0	0	3
9:30	6	10	0	0	16	21:30	2	2	0	0	4
9:45	2	16	7	35	9	21:45	1	7	0	6	1
10:00	16	8	0	0	24	22:00	3	1	0	0	4
10:15	8	10	0	0	18	22:15	5	5	0	0	10
10:30	5	4	0	0	9	22:30	2	1	0	0	3
10:45	8	37	6	28	14	22:45	3	13	1	8	4
11:00	8	5	0	0	13	23:00	1	2	0	0	3
11:15	8	9	0	0	17	23:15	2	3	0	0	5
11:30	8	5	0	0	13	23:30	0	0	0	0	
11:45	9	33	9	28	18	23:45	1	4	1	6	2
TOTALS	306	247			553	TOTALS	468	416			884
SPLIT %	55.3%	44.7%			38.5%	SPLIT %	52.9%	47.1%			61.5%

DAILY TOTALS					NB	SB	EB	WB	Total
					774	663	0	0	1,437
AM Peak Hour	7:15	7:15		7:15	PM Peak Hour	14:30	14:45		14:45
AM Pk Volume	148	107		255	PM Pk Volume	108	113		212
Pk Hr Factor	0.578	0.582		0.716	Pk Hr Factor	0.628	0.706		0.639
7 - 9 Volume	187	130	0	317	4 - 6 Volume	111	102	0	213
7 - 9 Peak Hour	7:15	7:15		7:15	4 - 6 Peak Hour	16:00	16:00		16:00
7 - 9 Pk Volume	148	107	0	255	4 - 6 Pk Volume	59	54	0	113
Pk Hr Factor	0.578	0.582	0.000	0.716	Pk Hr Factor	0.776	0.614	0.000	0.689



SPEED

S Mariposa St Bet. W Verdugo Ave & W Oak St

Day: Tuesday
Date: 1/18/2022

City: Burbank
Project #: CA22_020022_026n

North Bound

Time	< 15	15 - 19	20 - 24	25 - 29	30 - 34	35 - 39	40 - 44	45 - 49	50 - 54	55 - 59	60 - 64	65 - 69	70 +	Total
0:00 AM	0	0	0	0	0	0	0	0	0	0	0	0	0	0
1:00	0	0	0	0	0	0	0	0	0	0	0	0	0	0
2:00	0	0	0	0	0	0	0	0	0	0	0	0	0	0
3:00	0	0	0	0	0	0	0	0	0	0	0	0	0	0
4:00	0	0	0	0	0	0	0	0	0	0	0	0	0	0
5:00	0	0	0	0	1	1	0	0	0	0	0	0	0	2
6:00	0	3	4	8	6	1	0	0	0	0	0	0	0	22
7:00	3	3	34	33	31	4	1	0	0	0	0	0	0	109
8:00	1	2	2	16	13	7	1	0	0	0	0	0	0	42
9:00	0	2	6	11	5	3	0	0	0	0	0	0	0	27
10:00	1	0	3	10	9	0	0	0	0	0	0	0	0	23
11:00	1	1	3	13	11	1	0	0	0	0	0	0	0	30
12:00 PM	3	0	9	17	11	3	0	0	0	0	0	0	0	43
13:00	0	3	5	5	7	1	0	0	0	0	0	0	0	21
14:00	0	1	5	17	9	2	0	0	0	0	0	0	0	34
15:00	11	24	34	15	10	1	1	0	0	0	0	0	0	96
16:00	1	3	15	14	9	4	0	0	0	0	0	0	0	46
17:00	1	7	15	13	1	1	0	0	0	0	0	0	0	38
18:00	1	2	3	5	3	3	0	0	0	0	0	0	0	17
19:00	1	1	5	3	5	1	1	0	0	0	0	0	0	17
20:00	0	1	4	3	1	0	0	0	0	0	0	0	0	9
21:00	0	1	3	2	3	1	0	0	0	0	0	0	0	10
22:00	0	0	2	2	0	1	0	0	0	0	0	0	0	5
23:00	0	0	0	1	1	0	0	0	0	0	0	0	0	2
Totals	24	54	152	188	136	35	4							593
% of Totals	4%	9%	26%	32%	23%	6%	1%							100%

AM Volumes	6	11	52	91	76	17	2	0	0	0	0	0	0	255		
% AM	1%	2%	9%	15%	13%	3%	0%							43%		
AM Peak Hour	7:00	6:00	7:00	7:00	7:00	8:00	7:00							7:00		
Volume	3	3	34	33	31	7	1							109		
PM Volumes	18	43	100	97	60	18	2	0	0	0	0	0	0	338		
% PM	3%	7%	17%	16%	10%	3%	0%							57%		
PM Peak Hour	15:00	15:00	15:00	12:00	12:00	16:00	15:00							15:00		
Volume	11	24	34	17	11	4	1							96		
Directional Peak Periods		AM 7-9				NOON 12-2			PM 4-6			Off Peak Volumes				
All Speeds		Volume	↔		%	Volume	↔		%	Volume	↔		%	Volume	↔	
		151			25%	64			11%	84			14%	294		

Street Name	Direction	Percentiles					
		15th	50th	Average	85th	95th	ADT
S Mariposa St	North Bound	20	27	26	33	36	593
S Mariposa St	South Bound	19	26	25	32	36	425

SPEED

S Mariposa St Bet. W Verdugo Ave & W Oak St

Day: Tuesday
Date: 1/18/2022

City: Burbank
Project #: CA22_020022_026s

South Bound

Time	< 15	15 - 19	20 - 24	25 - 29	30 - 34	35 - 39	40 - 44	45 - 49	50 - 54	55 - 59	60 - 64	65 - 69	70 +	Total
0:00 AM	0	0	0	0	0	0	0	0	0	0	0	0	0	0
1:00	0	0	0	0	0	0	0	0	0	0	0	0	0	0
2:00	0	0	1	0	0	0	0	0	0	0	0	0	0	1
3:00	0	0	0	0	0	0	0	0	0	0	0	0	0	0
4:00	0	0	0	0	0	0	0	0	0	0	0	0	0	0
5:00	0	0	0	0	1	0	0	0	0	0	0	0	0	1
6:00	0	0	4	8	7	0	0	0	0	0	0	0	0	19
7:00	4	7	33	42	13	4	0	0	0	0	0	0	0	103
8:00	0	2	7	11	5	5	0	0	0	0	0	0	0	30
9:00	1	3	2	2	4	3	1	0	0	0	0	0	0	16
10:00	1	0	4	3	3	1	0	0	0	0	0	0	0	12
11:00	1	1	8	10	4	1	0	0	0	0	0	0	0	25
12:00 PM	1	3	7	5	5	0	0	0	0	0	0	0	0	21
13:00	0	0	6	7	3	1	0	0	0	0	0	0	0	17
14:00	7	5	19	13	10	3	2	0	0	0	0	0	0	59
15:00	10	12	8	10	3	1	0	0	0	0	0	0	0	44
16:00	0	2	9	9	5	1	0	0	0	0	0	0	0	26
17:00	0	3	3	9	4	3	0	0	0	0	0	0	0	22
18:00	0	1	7	2	2	0	0	0	0	0	0	0	0	12
19:00	0	2	1	3	1	0	0	0	0	0	0	0	0	7
20:00	2	1	3	0	0	0	0	0	0	0	0	0	0	6
21:00	0	0	1	0	1	0	0	0	0	0	0	0	0	2
22:00	1	0	0	1	0	0	0	0	0	0	0	0	0	2
23:00	0	0	0	0	0	0	0	0	0	0	0	0	0	0
Totals	28	42	123	135	71	23	3							425
% of Totals	7%	10%	29%	32%	17%	5%	1%							100%

AM Volumes	7	13	59	76	37	14	1	0	0	0	0	0	0	207		
% AM	2%	3%	14%	18%	9%	3%	0%							49%		
AM Peak Hour	7:00	7:00	7:00	7:00	7:00	8:00	9:00							7:00		
Volume	4	7	33	42	13	5	1							103		
PM Volumes	21	29	64	59	34	9	2	0	0	0	0	0	0	218		
% PM	5%	7%	15%	14%	8%	2%	0%							51%		
PM Peak Hour	15:00	15:00	14:00	14:00	14:00	14:00	14:00							14:00		
Volume	10	12	19	13	10	3	2							59		
Directional Peak Periods		AM 7-9				NOON 12-2			PM 4-6			Off Peak Volumes				
All Speeds		Volume	↔		%	Volume	↔		%	Volume	↔		%	Volume	↔	
		133			31%	38			9%	48			11%	206		

Street Name	Direction	Percentiles					
		15th	50th	Average	85th	95th	ADT
S Mariposa St	North Bound	20	27	26	33	36	593
S Mariposa St	South Bound	19	26	25	32	36	425

SPEED

S Mariposa St Bet. W Verdugo Ave & W Oak St

Day: Tuesday
Date: 1/18/2022

City: Burbank
Project #: CA22_020022_026

Summary

Time	< 15	15 - 19	20 - 24	25 - 29	30 - 34	35 - 39	40 - 44	45 - 49	50 - 54	55 - 59	60 - 64	65 - 69	70 +	Total
0:00 AM	0	0	0	0	0	0	0	0	0	0	0	0	0	0
1:00	0	0	0	0	0	0	0	0	0	0	0	0	0	0
2:00	0	0	1	0	0	0	0	0	0	0	0	0	0	1
3:00	0	0	0	0	0	0	0	0	0	0	0	0	0	0
4:00	0	0	0	0	0	0	0	0	0	0	0	0	0	0
5:00	0	0	0	0	2	1	0	0	0	0	0	0	0	3
6:00	0	3	8	16	13	1	0	0	0	0	0	0	0	41
7:00	7	10	67	75	44	8	1	0	0	0	0	0	0	212
8:00	1	4	9	27	18	12	1	0	0	0	0	0	0	72
9:00	1	5	8	13	9	6	1	0	0	0	0	0	0	43
10:00	2	0	7	13	12	1	0	0	0	0	0	0	0	35
11:00	2	2	11	23	15	2	0	0	0	0	0	0	0	55
12:00 PM	4	3	16	22	16	3	0	0	0	0	0	0	0	64
13:00	0	3	11	12	10	2	0	0	0	0	0	0	0	38
14:00	7	6	24	30	19	5	2	0	0	0	0	0	0	93
15:00	21	36	42	25	13	2	1	0	0	0	0	0	0	140
16:00	1	5	24	23	14	5	0	0	0	0	0	0	0	72
17:00	1	10	18	22	5	4	0	0	0	0	0	0	0	60
18:00	1	3	10	7	5	3	0	0	0	0	0	0	0	29
19:00	1	3	6	6	6	1	1	0	0	0	0	0	0	24
20:00	2	2	7	3	1	0	0	0	0	0	0	0	0	15
21:00	0	1	4	2	4	1	0	0	0	0	0	0	0	12
22:00	1	0	2	3	0	1	0	0	0	0	0	0	0	7
23:00	0	0	0	1	1	0	0	0	0	0	0	0	0	2
Totals	52	96	275	323	207	58	7							1018
% of Totals	5%	9%	27%	32%	20%	6%	1%							100%

AM Volumes	13	24	111	167	113	31	3	0	0	0	0	0	0	462		
% AM	1%	2%	11%	16%	11%	3%	0%							45%		
AM Peak Hour	7:00	7:00	7:00	7:00	7:00	8:00	7:00							7:00		
Volume	7	10	67	75	44	12	1							212		
PM Volumes	39	72	164	156	94	27	4	0	0	0	0	0	0	556		
% PM	4%	7%	16%	15%	9%	3%	0%							55%		
PM Peak Hour	15:00	15:00	15:00	14:00	14:00	14:00	14:00							15:00		
Volume	21	36	42	30	19	5	2							140		
Directional Peak Periods		AM 7-9				NOON 12-2			PM 4-6			Off Peak Volumes				
All Speeds		Volume			%	Volume			%	Volume			%	Volume		
		284	↔		28%	102	↔		10%	132	↔		13%	500	↔	

Street Name	Direction	Percentiles					
		15th	50th	Average	85th	95th	ADT
S Mariposa St	Summary	20	26	26	33	36	1018

VOLUME

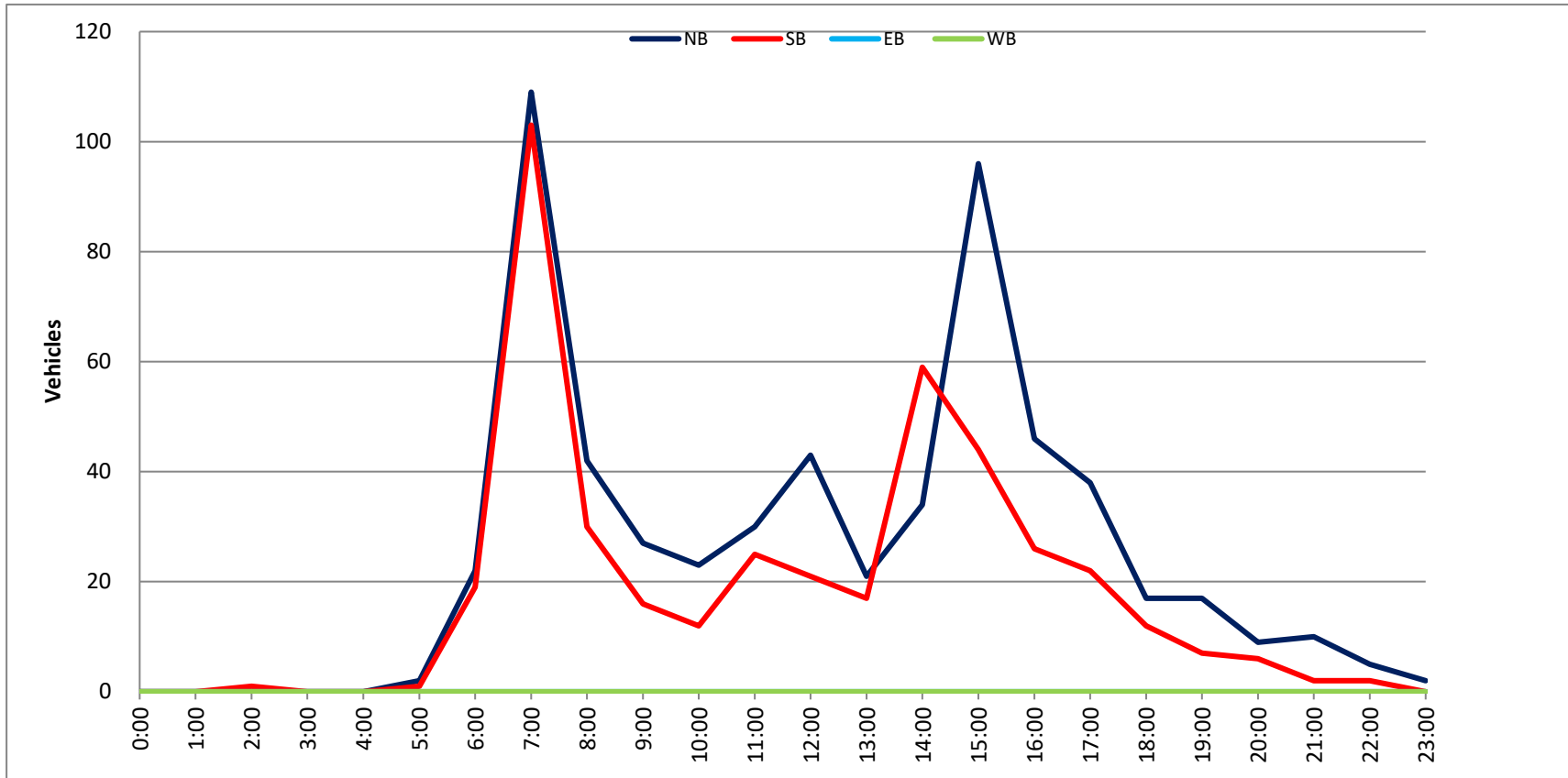
S Mariposa St Bet. W Verdugo Ave & W Oak St

Day: Tuesday
 Date: 1/18/2022

City: Burbank
 Project #: CA22_020022_026

DAILY TOTALS					NB	SB	EB	WB	Total			
					593	425	0	0	1,018			
AM Period	NB	SB	EB	WB	TOTAL		PM Period	NB	SB	EB	WB	TOTAL
0:00	0	0	0	0			12:00	17	7	0	0	24
0:15	0	0	0	0			12:15	11	7	0	0	18
0:30	0	0	0	0			12:30	11	4	0	0	15
0:45	0	0	0	0			12:45	4	43	3	21	71
1:00	0	0	0	0			13:00	6	3	0	0	9
1:15	0	0	0	0			13:15	4	2	0	0	6
1:30	0	0	0	0			13:30	4	2	0	0	6
1:45	0	0	0	0			13:45	7	21	10	17	55
2:00	0	0	0	0			14:00	7	11	0	0	18
2:15	0	0	0	0			14:15	8	10	0	0	18
2:30	0	0	0	0			14:30	10	10	0	0	20
2:45	0	1	1	0	1	1	14:45	9	34	28	59	130
3:00	0	0	0	0			15:00	56	24	0	0	80
3:15	0	0	0	0			15:15	15	13	0	0	28
3:30	0	0	0	0			15:30	14	1	0	0	15
3:45	0	0	0	0			15:45	11	96	6	44	157
4:00	0	0	0	0			16:00	13	12	0	0	25
4:15	0	0	0	0			16:15	15	4	0	0	19
4:30	0	0	0	0			16:30	6	5	0	0	11
4:45	0	0	0	0			16:45	12	46	5	26	89
5:00	1	1	0	0	2		17:00	9	7	0	0	16
5:15	0	0	0	0			17:15	9	3	0	0	12
5:30	0	0	0	0			17:30	8	5	0	0	13
5:45	1	2	0	1	1	3	17:45	12	38	7	22	80
6:00	3	1	0	0	4		18:00	3	6	0	0	9
6:15	4	1	0	0	5		18:15	10	1	0	0	11
6:30	3	5	0	0	8		18:30	3	3	0	0	6
6:45	12	22	12	19	24	41	18:45	1	17	2	12	32
7:00	5	3	0	0	8		19:00	3	2	0	0	5
7:15	5	13	0	0	18		19:15	5	1	0	0	6
7:30	38	36	0	0	74		19:30	6	3	0	0	9
7:45	61	109	51	103	112	212	19:45	3	17	1	7	28
8:00	21	13	0	0	34		20:00	5	2	0	0	7
8:15	7	2	0	0	9		20:15	1	1	0	0	2
8:30	4	7	0	0	11		20:30	0	1	0	0	1
8:45	10	42	8	30	18	72	20:45	3	9	2	6	20
9:00	8	4	0	0	12		21:00	3	1	0	0	4
9:15	7	6	0	0	13		21:15	3	0	0	0	3
9:30	6	2	0	0	8		21:30	2	0	0	0	2
9:45	6	27	4	16	10	43	21:45	2	10	1	2	15
10:00	12	5	0	0	17		22:00	2	1	0	0	3
10:15	1	4	0	0	5		22:15	2	1	0	0	3
10:30	3	3	0	0	6		22:30	1	0	0	0	1
10:45	7	23	0	12	7	35	22:45	0	5	0	2	7
11:00	7	5	0	0	12		23:00	1	0	0	0	1
11:15	8	5	0	0	13		23:15	1	0	0	0	1
11:30	10	8	0	0	18		23:30	0	0	0	0	0
11:45	5	30	7	25	12	55	23:45	0	2	0	0	2
TOTALS	255	207			462		TOTALS	338	218			556
SPLIT %	55.2%	44.8%			45.4%		SPLIT %	60.8%	39.2%			54.6%

DAILY TOTALS					NB	SB	EB	WB	Total
					593	425	0	0	1,018
AM Peak Hour	7:30	7:15		7:15	PM Peak Hour	15:00	14:30		14:30
AM Pk Volume	127	113		238	PM Pk Volume	96	75		165
Pk Hr Factor	0.520	0.554		0.531	Pk Hr Factor	0.429	0.670		0.516
7 - 9 Volume	151	133	0	284	4 - 6 Volume	84	48	0	132
7 - 9 Peak Hour	7:30	7:15		7:15	4 - 6 Peak Hour	16:00	16:00		16:00
7 - 9 Pk Volume	127	113	0	238	4 - 6 Pk Volume	46	26	0	72
Pk Hr Factor	0.520	0.554	0.000	0.531	Pk Hr Factor	0.767	0.542	0.000	0.720



SPEED

S Mariposa St Bet. W Verdugo Ave & W Oak St

Day: Wednesday
Date: 1/19/2022

City: Burbank
Project #: CA22_020022_026

Summary

Table with 13 columns for time bins (<15, 15-19, 20-24, 25-29, 30-34, 35-39, 40-44, 45-49, 50-54, 55-59, 60-64, 65-69, 70+) and 1 Total. Rows list times from 0:00 AM to 23:45 in 15-minute intervals. Bottom section includes AM/PM Volumes, Directional Peak Periods, and Percentiles.

Summary table with columns: Street Name, Direction, 15th, 50th, Average, 85th, 95th, ADT. Row: S Mariposa St, Summary, 19, 26, 25, 32, 35, 1060.

SPEED

S Mariposa St Bet. W Verdugo Ave & W Oak St

Day: Wednesday

Date: 1/19/2022

City: Burbank

Project #: CA22_020022_026n

North Bound

Time	< 15	15 - 19	20 - 24	25 - 29	30 - 34	35 - 39	40 - 44	45 - 49	50 - 54	55 - 59	60 - 64	65 - 69	70 +	Total
0:00 AM	0	0	1	0	0	0	0	0	0	0	0	0	0	1
1:00	0	0	0	0	0	0	0	0	0	0	0	0	0	0
2:00	0	0	0	0	0	0	0	0	0	0	0	0	0	0
3:00	0	0	0	0	0	0	0	0	0	0	0	0	0	0
4:00	0	0	0	0	0	0	0	0	0	0	0	0	0	0
5:00	0	1	1	0	2	0	0	0	0	0	0	0	0	4
6:00	0	2	3	10	5	3	0	0	0	0	0	0	0	23
7:00	5	13	38	38	7	2	2	0	0	0	0	0	0	105
8:00	2	5	10	14	7	0	1	0	0	0	0	0	0	39
9:00	2	1	3	7	6	1	0	0	0	0	0	0	0	20
10:00	1	2	5	4	8	1	0	0	0	0	0	0	0	21
11:00	1	1	9	12	1	3	0	0	0	0	0	0	0	27
12:00 PM	1	1	11	9	10	1	0	0	0	0	0	0	0	33
13:00	2	1	3	7	10	1	3	0	0	0	0	0	0	27
14:00	2	4	5	16	5	3	1	0	0	0	0	0	0	36
15:00	9	14	28	37	16	1	0	0	0	0	0	0	0	105
16:00	2	4	18	25	11	3	0	0	0	0	0	0	0	63
17:00	1	5	10	13	4	2	0	0	0	0	0	0	0	35
18:00	2	1	4	5	5	0	0	0	0	0	0	0	0	17
19:00	1	1	1	6	7	0	0	0	0	0	0	0	0	16
20:00	2	0	2	5	4	0	0	0	0	0	0	0	0	13
21:00	0	0	2	3	1	1	0	0	0	0	0	0	0	7
22:00	1	0	1	4	1	0	0	0	0	0	0	0	0	7
23:00	0	1	0	0	0	0	0	0	0	0	0	0	0	1
Totals	34	57	155	215	110	22	7							600
% of Totals	6%	10%	26%	36%	18%	4%	1%							100%

AM Volumes	11	25	70	85	36	10	3	0	0	0	0	0	0	240		
% AM	2%	4%	12%	14%	6%	2%	1%							40%		
AM Peak Hour	7:00	7:00	7:00	7:00	10:00	6:00	7:00							7:00		
Volume	5	13	38	38	8	3	2							105		
PM Volumes	23	32	85	130	74	12	4	0	0	0	0	0	0	360		
% PM	4%	5%	14%	22%	12%	2%	1%							60%		
PM Peak Hour	15:00	15:00	15:00	15:00	15:00	14:00	13:00							15:00		
Volume	9	14	28	37	16	3	3							105		
Directional Peak Periods		AM 7-9				NOON 12-2			PM 4-6			Off Peak Volumes				
All Speeds		Volume	↔		%	Volume	↔		%	Volume	↔		%	Volume	↔	
		144			24%	60			10%	98			16%	298		

Street Name	Direction	Percentiles					
		15th	50th	Average	85th	95th	ADT
S Mariposa St	North Bound	20	26	26	32	35	600
S Mariposa St	South Bound	18	25	25	32	35	460

SPEED

S Mariposa St Bet. W Verdugo Ave & W Oak St

Day: Wednesday

Date: 1/19/2022

City: Burbank

Project #: CA22_020022_026s

South Bound

Time	< 15	15 - 19	20 - 24	25 - 29	30 - 34	35 - 39	40 - 44	45 - 49	50 - 54	55 - 59	60 - 64	65 - 69	70 +	Total
0:00 AM	0	0	1	1	0	0	0	0	0	0	0	0	0	2
1:00	0	0	0	1	0	0	0	0	0	0	0	0	0	1
2:00	0	0	0	1	0	0	0	0	0	0	0	0	0	1
3:00	0	0	0	0	0	0	0	0	0	0	0	0	0	0
4:00	0	0	0	0	0	0	0	0	0	0	0	0	0	0
5:00	0	0	1	1	1	0	0	0	0	0	0	0	0	3
6:00	0	4	10	5	4	2	0	0	0	0	0	0	0	25
7:00	5	15	42	34	10	2	1	0	0	0	0	0	0	107
8:00	0	4	5	10	3	2	0	0	0	0	0	0	0	24
9:00	1	1	4	6	3	2	1	0	0	0	0	0	0	18
10:00	0	1	4	7	2	3	0	0	0	0	0	0	0	17
11:00	1	1	3	4	3	0	0	0	0	0	0	0	0	12
12:00 PM	2	1	4	3	9	0	0	0	0	0	0	0	0	19
13:00	0	0	3	6	9	1	1	0	0	0	0	0	0	20
14:00	5	12	14	17	5	1	0	0	0	0	0	0	0	54
15:00	7	9	20	16	14	1	0	0	0	0	0	0	0	67
16:00	3	3	12	16	7	0	0	0	0	0	0	0	0	41
17:00	3	1	4	5	2	0	0	0	0	0	0	0	0	15
18:00	3	0	3	2	2	0	0	0	0	0	0	0	0	10
19:00	0	0	1	4	2	0	1	0	0	0	0	0	0	8
20:00	1	1	0	2	0	0	0	0	0	0	0	0	0	4
21:00	1	1	3	3	0	0	0	0	0	0	0	0	0	8
22:00	1	1	0	0	2	0	0	0	0	0	0	0	0	4
23:00	0	0	0	0	0	0	0	0	0	0	0	0	0	0
Totals	33	55	134	144	78	12	4							460
% of Totals	7%	12%	29%	31%	17%	3%	1%							100%

AM Volumes	7	26	70	70	26	9	2	0	0	0	0	0	0	210		
% AM	2%	6%	15%	15%	6%	2%	0%							46%		
AM Peak Hour	7:00	7:00	7:00	7:00	7:00	10:00	7:00							7:00		
Volume	5	15	42	34	10	3	1							107		
PM Volumes	26	29	64	74	52	3	2	0	0	0	0	0	0	250		
% PM	6%	6%	14%	16%	11%	1%	0%							54%		
PM Peak Hour	15:00	14:00	15:00	14:00	15:00	13:00	13:00							15:00		
Volume	7	12	20	17	14	1	1							67		
Directional Peak Periods		AM 7-9				NOON 12-2				PM 4-6				Off Peak Volumes		
All Speeds		Volume	↔		%	Volume	↔		%	Volume	↔		%	Volume	↔	
		131			28%	39			8%	56			12%	234		

Street Name	Direction	Percentiles					
		15th	50th	Average	85th	95th	ADT
S Mariposa St	North Bound	20	26	26	32	35	600
S Mariposa St	South Bound	18	25	25	32	35	460

SPEED

S Mariposa St Bet. W Verdugo Ave & W Oak St

Day: Wednesday

Date: 1/19/2022

City: Burbank

Project #: CA22_020022_026

Summary

Time	< 15	15 - 19	20 - 24	25 - 29	30 - 34	35 - 39	40 - 44	45 - 49	50 - 54	55 - 59	60 - 64	65 - 69	70 +	Total
0:00 AM	0	0	2	1	0	0	0	0	0	0	0	0	0	3
1:00	0	0	0	1	0	0	0	0	0	0	0	0	0	1
2:00	0	0	0	1	0	0	0	0	0	0	0	0	0	1
3:00	0	0	0	0	0	0	0	0	0	0	0	0	0	0
4:00	0	0	0	0	0	0	0	0	0	0	0	0	0	0
5:00	0	1	2	1	3	0	0	0	0	0	0	0	0	7
6:00	0	6	13	15	9	5	0	0	0	0	0	0	0	48
7:00	10	28	80	72	17	2	3	0	0	0	0	0	0	212
8:00	2	9	15	24	10	2	1	0	0	0	0	0	0	63
9:00	3	2	7	13	9	3	1	0	0	0	0	0	0	38
10:00	1	3	9	11	10	4	0	0	0	0	0	0	0	38
11:00	2	2	12	16	4	3	0	0	0	0	0	0	0	39
12:00 PM	3	2	15	12	19	1	0	0	0	0	0	0	0	52
13:00	2	1	6	13	19	2	4	0	0	0	0	0	0	47
14:00	7	16	19	33	10	4	1	0	0	0	0	0	0	90
15:00	16	23	48	53	30	2	0	0	0	0	0	0	0	172
16:00	5	7	30	41	18	3	0	0	0	0	0	0	0	104
17:00	4	6	14	18	6	2	0	0	0	0	0	0	0	50
18:00	5	1	7	7	7	0	0	0	0	0	0	0	0	27
19:00	1	1	2	10	9	0	1	0	0	0	0	0	0	24
20:00	3	1	2	7	4	0	0	0	0	0	0	0	0	17
21:00	1	1	5	6	1	1	0	0	0	0	0	0	0	15
22:00	2	1	1	4	3	0	0	0	0	0	0	0	0	11
23:00	0	1	0	0	0	0	0	0	0	0	0	0	0	1
Totals	67	112	289	359	188	34	11							1060
% of Totals	6%	11%	27%	34%	18%	3%	1%							100%

AM Volumes	18	51	140	155	62	19	5	0	0	0	0	0	0	450		
% AM	2%	5%	13%	15%	6%	2%	0%							42%		
AM Peak Hour	7:00	7:00	7:00	7:00	7:00	6:00	7:00							7:00		
Volume	10	28	80	72	17	5	3							212		
PM Volumes	49	61	149	204	126	15	6	0	0	0	0	0	0	610		
% PM	5%	6%	14%	19%	12%	1%	1%							58%		
PM Peak Hour	15:00	15:00	15:00	15:00	15:00	14:00	13:00							15:00		
Volume	16	23	48	53	30	4	4							172		
Directional Peak Periods		AM 7-9				NOON 12-2			PM 4-6			Off Peak Volumes				
All Speeds		Volume	↔		%	Volume	↔		%	Volume	↔		%	Volume	↔	
		275			26%	99			9%	154			15%	532		

Street Name	Direction	Percentiles					
		15th	50th	Average	85th	95th	ADT
S Mariposa St	Summary	19	26	25	32	35	1060

VOLUME

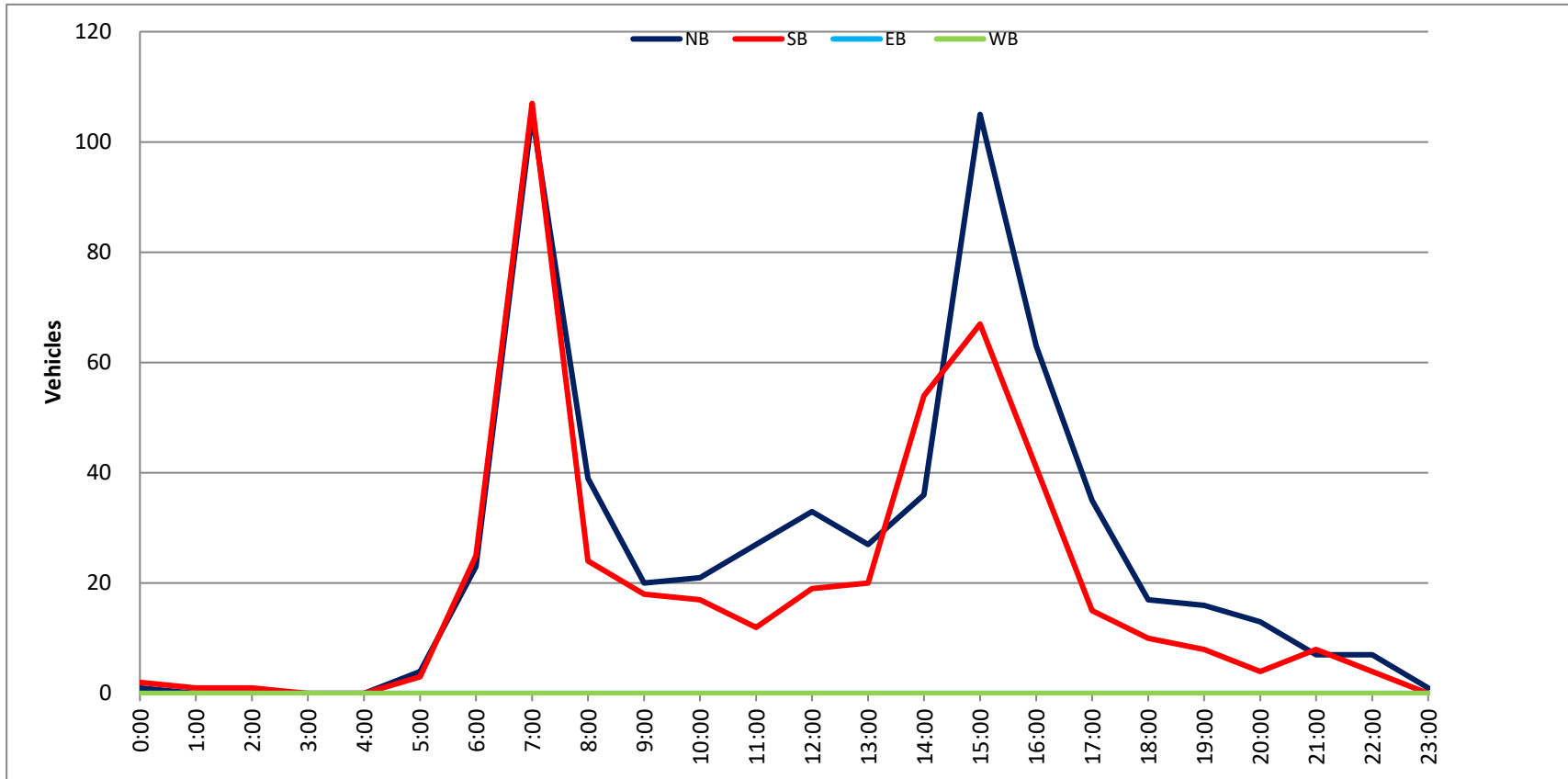
S Mariposa St Bet. W Verdugo Ave & W Oak St

Day: Wednesday
 Date: 1/19/2022

City: Burbank
 Project #: CA22_020022_026

DAILY TOTALS					NB	SB	EB	WB	Total				
					600	460	0	0	1,060				
AM Period	NB	SB	EB	WB	TOTAL	PM Period	NB	SB	EB	WB	TOTAL		
0:00	1	0	0	0	1	12:00	12	5	0	0	17		
0:15	0	0	0	0		12:15	5	6	0	0	11		
0:30	0	0	0	0		12:30	7	1	0	0	8		
0:45	0	1	2	2	0	0	0	0	0	0	0		
					2	3	9	33	7	19	0	16	52
1:00	0	0	0	0		13:00	6	8	0	0	14		
1:15	0	0	0	0		13:15	4	4	0	0	8		
1:30	0	1	0	0	1	13:30	9	2	0	0	11		
1:45	0	0	1	0	0	13:45	8	27	6	20	0	14	47
2:00	0	0	0	0		14:00	9	4	0	0	13		
2:15	0	0	0	0		14:15	6	7	0	0	13		
2:30	0	0	0	0		14:30	10	21	0	0	31		
2:45	0	1	1	0	0	14:45	11	36	22	54	0	33	90
3:00	0	0	0	0		15:00	54	31	0	0	85		
3:15	0	0	0	0		15:15	25	10	0	0	35		
3:30	0	0	0	0		15:30	11	10	0	0	21		
3:45	0	0	0	0		15:45	15	105	16	67	0	31	172
4:00	0	0	0	0		16:00	21	18	0	0	39		
4:15	0	0	0	0		16:15	17	14	0	0	31		
4:30	0	0	0	0		16:30	16	2	0	0	18		
4:45	0	0	0	0		16:45	9	63	7	41	0	16	104
5:00	0	2	0	0	2	17:00	14	3	0	0	17		
5:15	1	0	0	0	1	17:15	2	5	0	0	7		
5:30	1	0	0	0	1	17:30	12	1	0	0	13		
5:45	2	4	1	3	0	0	7	35	6	15	0	13	50
6:00	0	1	0	0	1	18:00	5	4	0	0	9		
6:15	6	2	0	0	8	18:15	5	2	0	0	7		
6:30	5	6	0	0	11	18:30	6	1	0	0	7		
6:45	12	23	16	25	0	0	1	17	3	10	0	4	27
7:00	8	3	0	0	11	19:00	3	2	0	0	5		
7:15	5	19	0	0	24	19:15	2	0	0	0	2		
7:30	31	44	0	0	75	19:30	4	5	0	0	9		
7:45	61	105	41	107	0	0	7	16	1	8	0	8	24
8:00	15	9	0	0	24	20:00	6	1	0	0	7		
8:15	11	7	0	0	18	20:15	1	0	0	0	1		
8:30	6	5	0	0	11	20:30	2	2	0	0	4		
8:45	7	39	3	24	0	0	4	13	1	4	0	5	17
9:00	3	6	0	0	9	21:00	1	2	0	0	3		
9:15	8	4	0	0	12	21:15	2	0	0	0	2		
9:30	3	4	0	0	7	21:30	1	5	0	0	6		
9:45	6	20	4	18	0	0	3	7	1	8	0	4	15
10:00	3	6	0	0	9	22:00	2	0	0	0	2		
10:15	5	3	0	0	8	22:15	0	2	0	0	2		
10:30	6	6	0	0	12	22:30	3	1	0	0	4		
10:45	7	21	2	17	0	0	2	7	1	4	0	3	11
11:00	11	7	0	0	18	23:00	0	0	0	0	0		
11:15	7	2	0	0	9	23:15	1	0	0	0	1		
11:30	5	0	0	0	5	23:30	0	0	0	0	0		
11:45	4	27	3	12	0	0	0	1	0	0	0	1	
TOTALS	240	210			450	TOTALS	360	250			610		
SPLIT %	53.3%	46.7%			42.5%	SPLIT %	59.0%	41.0%			57.5%		

DAILY TOTALS					NB	SB	EB	WB	Total
					600	460	0	0	1,060
AM Peak Hour	7:30	7:15		7:15	PM Peak Hour	15:00	14:30		14:30
AM Pk Volume	118	113		225	PM Pk Volume	105	84		184
Pk Hr Factor	0.484	0.642		0.551	Pk Hr Factor	0.486	0.677		0.541
7 - 9 Volume	144	131	0	275	4 - 6 Volume	98	56	0	154
7 - 9 Peak Hour	7:30	7:15		7:15	4 - 6 Peak Hour	16:00	16:00		16:00
7 - 9 Pk Volume	118	113	0	225	4 - 6 Pk Volume	63	41	0	104
Pk Hr Factor	0.484	0.642	0.000	0.551	Pk Hr Factor	0.750	0.569	0.000	0.667



SPEED

S Mariposa St Bet. W Verdugo Ave & W Oak St

Day: Thursday
Date: 1/20/2022

City: Burbank
Project #: CA22_020022_026

North Bound

Time	<15	15-19	20-24	25-29	30-34	35-39	40-44	45-49	50-54	55-59	60-64	65-69	70+	Total
0:00 AM	0	0	0	0	0	0	0	0	0	0	0	0	0	0
0:15	0	0	0	0	0	0	0	0	0	0	0	0	0	0
0:30	0	0	0	0	0	0	0	0	0	0	0	0	0	0
0:45	0	0	0	0	0	0	0	0	0	0	0	0	0	0
1:00	0	0	0	0	0	0	0	0	0	0	0	0	0	0
1:15	0	0	0	0	0	0	0	0	0	0	0	0	0	0
1:30	0	0	0	0	0	0	0	0	0	0	0	0	0	0
1:45	0	0	0	0	0	0	0	0	0	0	0	0	0	0
2:00	0	0	0	0	0	0	0	0	0	0	0	0	0	0
2:15	0	0	0	0	0	0	0	0	0	0	0	0	0	0
2:30	0	0	0	0	0	0	0	0	0	0	0	0	0	0
2:45	0	0	0	0	0	0	0	0	0	0	0	0	0	0
3:00	0	0	0	0	0	0	0	0	0	0	0	0	0	0
3:15	0	0	0	0	0	0	0	0	0	0	0	0	0	0
3:30	0	0	0	0	0	0	0	0	0	0	0	0	0	0
3:45	0	0	0	0	0	0	0	0	0	0	0	0	0	0
4:00	0	0	0	0	0	0	0	0	0	0	0	0	0	0
4:15	0	0	0	0	0	0	0	0	0	0	0	0	0	0
4:30	0	0	0	0	1	0	0	0	0	0	0	0	0	1
4:45	0	0	0	0	0	0	0	0	0	0	0	0	0	0
5:00	0	0	0	0	0	0	0	0	0	0	0	0	0	0
5:15	0	0	0	0	1	0	0	0	0	0	0	0	0	1
5:30	0	0	0	0	0	0	0	0	0	0	0	0	0	0
5:45	0	0	0	0	1	0	0	0	0	0	0	0	0	1
6:00	0	1	1	4	4	0	0	0	0	0	0	0	0	6
6:15	0	0	3	0	0	0	0	0	0	0	0	0	0	3
6:30	0	0	0	1	0	0	0	0	0	0	0	0	0	1
6:45	0	0	0	10	3	0	0	0	0	0	0	0	0	13
7:00	1	0	4	2	0	0	0	0	0	0	0	0	0	7
7:15	1	1	3	3	2	0	0	0	0	0	0	0	0	10
7:30	4	4	5	12	2	0	0	0	0	0	0	0	0	27
7:45	0	6	21	28	12	0	1	0	0	0	0	0	0	68
8:00	1	1	3	9	3	2	0	0	0	0	0	0	0	19
8:15	0	1	0	3	1	0	0	0	0	0	0	0	0	5
8:30	1	0	0	2	2	0	0	0	0	0	0	0	0	5
8:45	1	0	2	2	1	0	0	0	0	0	0	0	0	6
9:00	0	0	0	1	1	0	1	0	0	0	0	0	0	3
9:15	0	1	0	2	0	0	0	0	0	0	0	0	0	3
9:30	0	0	3	2	0	0	0	0	0	0	0	0	0	5
9:45	0	0	3	0	0	0	0	0	0	0	0	0	0	3
10:00	0	1	2	3	5	1	0	0	0	0	0	0	0	12
10:15	0	0	2	2	2	0	0	0	0	0	0	0	0	6
10:30	0	1	0	2	0	0	0	0	0	0	0	0	0	3
10:45	0	1	0	3	0	0	0	0	0	0	0	0	0	4
11:00	0	0	1	4	4	0	0	0	0	0	0	0	0	9
11:15	0	2	0	2	2	1	1	0	0	0	0	0	0	8
11:30	0	2	2	2	3	0	1	0	0	0	0	0	0	10
11:45	0	0	0	7	0	0	0	0	0	0	0	0	0	7
12:00 PM	0	1	3	2	4	2	0	0	0	0	0	0	0	12
12:15	0	0	1	8	4	0	0	0	0	0	0	0	0	13
12:30	1	1	2	3	6	0	0	0	0	0	0	0	0	13
12:45	0	0	0	1	0	0	0	0	0	0	0	0	0	1
13:00	1	1	0	2	4	0	1	0	0	0	0	0	0	9
13:15	0	0	2	3	0	0	0	0	0	0	0	0	0	5
13:30	1	0	4	2	3	1	0	0	0	0	0	0	0	11
13:45	0	0	1	6	1	2	0	0	0	0	0	0	0	10
14:00	0	1	2	6	0	2	0	0	0	0	0	0	0	11
14:15	0	0	2	4	1	0	0	0	0	0	0	0	0	7
14:30	1	1	2	5	2	1	0	0	0	0	0	0	0	12
14:45	1	1	6	3	0	1	0	0	0	0	0	0	0	12
15:00	8	19	13	6	3	0	0	0	0	0	0	0	0	49
15:15	1	1	9	8	5	0	2	0	0	0	0	0	0	26
15:30	1	0	5	1	5	1	0	0	0	0	0	0	0	13
15:45	0	0	0	5	0	0	0	0	0	0	0	0	0	5
16:00	0	1	6	5	3	1	0	0	0	0	0	0	0	16
16:15	0	0	2	6	4	0	0	0	0	0	0	0	0	12
16:30	1	0	1	6	5	0	2	0	0	0	0	0	0	15
16:45	0	0	3	3	1	0	0	0	0	0	0	0	0	7
17:00	2	0	6	3	1	0	0	0	0	0	0	0	0	12
17:15	1	2	2	7	2	2	0	0	0	0	0	0	0	16
17:30	0	0	0	1	6	0	0	0	0	0	0	0	0	6
17:45	0	0	5	3	2	0	0	0	0	0	0	0	0	10
18:00	0	0	0	2	0	1	0	0	0	0	0	0	0	3
18:15	1	2	2	3	4	1	0	0	0	0	0	0	0	13
18:30	0	0	1	6	0	0	0	0	0	0	0	0	0	7
18:45	1	0	0	4	4	0	0	0	0	0	0	0	0	9
19:00	0	0	1	2	0	0	0	0	0	0	0	0	0	3
19:15	1	1	0	1	1	1	0	0	0	0	0	0	0	5
19:30	0	0	1	1	1	0	0	0	0	0	0	0	0	3
19:45	0	0	1	2	0	0	0	0	0	0	0	0	0	3
20:00	0	1	0	0	0	0	0	0	0	0	0	0	0	1
20:15	0	0	0	0	1	0	0	0	0	0	0	0	0	1
20:30	0	0	0	1	1	1	0	0	0	0	0	0	0	3
20:45	0	0	1	0	0	0	0	0	0	0	0	0	0	1
21:00	0	0	3	0	0	0	0	0	0	0	0	0	0	3
21:15	0	0	0	0	0	0	0	0	0	0	0	0	0	0
21:30	0	0	0	1	0	0	0	0	0	0	0	0	0	1
21:45	0	0	0	0	0	0	0	0	0	0	0	0	0	0
22:00	0	0	1	0	0	0	0	0	0	0	0	0	0	1
22:15	0	0	0	1	0	0	0	0	0	0	0	0	0	2
22:30	0	0	1	0	0	0	0	0	0	0	0	0	0	1
22:45	0	0	0	2	2	0	0	0	0	0	0	0	0	4
23:00	1	0	0	0	0	0	0	0	0	0	0	0	0	1
23:15	0	0	0	0	0	0	0	0	0	0	0	0	0	0
23:30	0	0	0	1	0	0	0	0	0	0	0	0	0	1
23:45	0	0	0	0	0	0	0	0	0	0	0	0	0	0
% of Total	12	14	14	21	12	26	6	0	0	0	0	0	0	100
% of Total	9%	9%	9%	14%	8%	20%	4%	0%	0%	0%	0%	0%	0%	100%

Street Name	Direction	15th	50th	Average	85th	95th	ADT
S Mariposa St	North Bound	20	27	26	33	35	616
S Mariposa St	South Bound	18	25	25	32	36	491

SPEED

S Mariposa St Bet. W Verdugo Ave & W Oak St

Day: Thursday
Date: 1/20/2022

City: Burbank
Project #: CA22_020022_026

Summary

Time	<15	15-19	20-24	25-29	30-34	35-39	40-44	45-49	50-54	55-59	60-64	65-69	70+	Total	
0:00 AM	0	0	0	0	0	0	0	0	0	0	0	0	0	0	
0:15	0	0	0	0	0	0	0	0	0	0	0	0	0	0	
0:30	0	0	0	0	0	0	0	0	0	0	0	0	0	0	
0:45	0	0	0	0	0	0	0	0	0	0	0	0	0	0	
1:00	0	0	0	0	0	0	0	0	0	0	0	0	0	0	
1:15	0	0	0	0	0	0	0	0	0	0	0	0	0	0	
1:30	0	0	0	0	0	0	0	0	0	0	0	0	0	0	
1:45	0	0	0	0	0	0	0	0	0	0	0	0	0	0	
2:00	0	0	0	0	0	0	0	0	0	0	0	0	0	0	
2:15	0	0	0	1	0	0	0	0	0	0	0	0	0	1	
2:30	0	0	0	0	0	0	0	0	0	0	0	0	0	0	
2:45	0	0	0	0	0	1	0	0	0	0	0	0	0	1	
3:00	0	0	0	0	0	0	0	0	0	0	0	0	0	0	
3:15	0	0	0	0	0	0	0	0	0	0	0	0	0	0	
3:30	0	0	0	0	0	0	0	0	0	0	0	0	0	0	
3:45	0	0	0	0	0	0	0	0	0	0	0	0	0	0	
4:00	0	0	0	0	0	0	0	0	0	0	0	0	0	0	
4:15	0	0	0	0	0	0	0	0	0	0	0	0	0	0	
4:30	0	0	0	1	0	0	0	0	0	0	0	0	0	1	
4:45	0	0	0	0	0	0	0	0	0	0	0	0	0	0	
5:00	0	0	0	1	0	0	0	0	0	0	0	0	0	1	
5:15	0	0	0	0	1	0	0	0	0	0	0	0	0	1	
5:30	0	0	0	0	0	2	0	0	0	0	0	0	0	2	
5:45	0	1	0	1	2	0	0	0	0	0	0	0	0	3	
6:00	0	1	1	1	4	0	0	0	0	0	0	0	0	6	
6:15	0	0	5	1	0	0	0	0	0	0	0	0	0	6	
6:30	0	2	2	1	0	0	0	0	0	0	0	0	0	5	
6:45	1	0	4	16	4	1	0	0	0	0	0	0	0	26	
7:00	3	1	4	5	1	0	1	0	0	0	0	0	0	15	
7:15	2	7	7	4	4	0	0	0	0	0	0	0	0	22	
7:30	6	5	29	21	4	1	0	0	0	0	0	0	0	66	
7:45	2	11	33	50	18	1	1	0	0	0	0	0	0	116	
8:00	2	3	5	13	4	3	1	0	0	0	0	0	0	31	
8:15	0	1	0	5	2	1	0	0	0	0	0	0	0	9	
8:30	1	0	2	3	2	0	0	0	0	0	0	0	0	8	
8:45	1	1	2	2	2	1	0	0	0	0	0	0	0	9	
9:00	0	1	0	2	1	1	1	0	0	0	0	0	0	6	
9:15	0	1	0	4	0	0	0	0	0	0	0	0	0	5	
9:30	2	1	3	4	0	0	0	0	0	0	0	0	0	10	
9:45	0	0	5	1	0	1	0	0	0	0	0	0	0	7	
10:00	0	1	4	5	6	1	0	0	0	0	0	0	0	17	
10:15	0	1	5	3	2	0	0	0	0	0	0	0	0	11	
10:30	0	2	2	3	0	0	0	0	0	0	0	0	0	7	
10:45	0	3	2	4	0	0	0	0	0	0	0	0	0	9	
11:00	1	0	1	4	6	1	0	0	0	0	0	0	0	13	
11:15	0	2	0	4	6	1	1	0	0	0	0	0	0	14	
11:30	1	2	7	2	4	0	1	0	0	0	0	0	0	17	
11:45	0	1	0	10	1	0	0	0	0	0	0	0	0	12	
12:00 PM	0	2	7	4	5	3	0	0	0	0	0	0	0	21	
12:15	0	0	2	11	6	1	0	0	0	0	0	0	0	20	
12:30	2	1	3	5	6	0	0	0	0	0	0	0	0	17	
12:45	0	0	1	2	4	1	0	0	0	0	0	0	0	8	
13:00	2	1	0	4	6	0	1	0	0	0	0	0	0	14	
13:15	0	0	2	4	2	1	0	0	0	0	0	0	0	9	
13:30	1	1	6	4	3	1	0	0	0	0	0	0	0	16	
13:45	0	1	2	10	2	3	0	0	0	0	0	0	0	18	
14:00	0	1	2	10	0	2	0	1	0	0	0	0	0	15	
14:15	1	0	6	8	2	1	0	0	0	0	0	0	0	18	
14:30	2	3	13	15	6	3	0	0	0	0	0	0	0	42	
14:45	3	4	11	13	1	2	0	0	0	0	0	0	0	34	
15:00	13	26	20	9	5	2	0	0	0	0	0	0	0	95	
15:15	4	2	12	16	5	2	2	0	0	0	0	0	0	43	
15:30	2	2	7	2	7	1	0	0	0	0	0	0	0	21	
15:45	0	2	2	6	1	0	1	0	0	0	0	0	0	12	
16:00	0	2	10	8	5	1	0	0	0	0	0	0	0	26	
16:15	0	0	5	11	6	0	0	0	0	0	0	0	0	22	
16:30	1	0	3	7	6	0	2	0	0	0	0	0	0	19	
16:45	0	1	4	7	2	0	1	0	0	0	0	0	0	15	
17:00	2	0	7	6	4	1	1	0	0	0	0	0	0	21	
17:15	2	5	3	7	2	2	0	0	0	0	0	0	0	21	
17:30	0	0	0	5	2	1	0	0	0	0	0	0	0	8	
17:45	0	0	6	5	4	0	0	0	0	0	0	0	0	15	
18:00	1	1	4	7	1	1	0	0	0	0	0	0	0	15	
18:15	2	4	2	4	6	1	0	0	0	0	0	0	0	19	
18:30	2	1	3	7	0	0	0	0	0	0	0	0	0	13	
18:45	1	0	0	5	4	0	0	0	0	0	0	0	0	10	
19:00	1	0	4	5	0	0	0	0	0	0	0	0	0	10	
19:15	2	1	0	1	1	1	0	0	0	0	0	0	0	6	
19:30	0	0	2	3	1	1	0	0	0	0	0	0	0	7	
19:45	0	0	3	2	0	0	0	0	0	0	0	0	0	5	
20:00	0	1	0	1	0	0	0	0	0	0	0	0	0	2	
20:15	0	0	0	1	1	0	0	0	0	0	0	0	0	2	
20:30	1	1	0	1	1	1	0	0	0	0	0	0	0	5	
20:45	0	0	1	1	0	0	0	0	0	0	0	0	0	2	
21:00	1	0	4	0	0	0	0	0	0	0	0	0	0	5	
21:15	0	0	0	1	0	0	0	0	0	0	0	0	0	1	
21:30	0	1	0	1	0	0	0	0	0	0	0	0	0	2	
21:45	0	0	0	0	0	0	1	0	0	0	0	0	0	1	
22:00	1	0	1	0	0	0	0	0	0	0	0	0	0	2	
22:15	0	1	0	1	0	1	0	0	0	0	0	0	0	3	
22:30	0	0	1	1	0	0	0	0	0	0	0	0	0	2	
22:45	0	0	0	2	2	0	0	0	0	0	0	0	0	4	
23:00	1	0	0	0	0	0	0	0	0	0	0	0	0	1	
23:15	0	0	0	0	1	0	0	0	0	0	0	0	0	1	
23:30	0	0	1	1	0	0	0	0	0	0	0	0	0	2	
23:45	0	0	0	0	0	0	1	0	0	0	0	0	0	1	
ADT	76	107	213	318	415	430	415							1107	
% of Total	6%	10%	20%	30%	37%	40%	40%							100%	
AM Volumes	27	42	123	174	257	314	6	0	0	0	0	0	0	468	
% AM	28	40	119	169	259	28	14							415	
AM Peak Hour	7:40	7:15	7:15	7:15	7:15	7:30	7:30							7:15	
Volume	13	21	74	91	30	6	2							235	
PM Volumes	48	66	160	254	330	36	9	0	0	0	0	0	0	653	
% PM	43	61	149	226	296	10%	3%							594	
PM Peak Hour	14:30	14:30	14:30	14:30	12:15	13:45	16:15							14:30	
Volume	21	35	95	53	22	13	4							198	
Directional Peak Periods	All Classes				AM 7-9			NOON 12-2			PM 4-6		Off Peak Volumes		
Volume	276				123			147			561		51%		
Percentiles	25%				11%			13%		51%					
Street Name	Direction	15th	50th	Average	85th	95th	ADT								
S Mariposa St	Summary	19	26	26	32	36	1107								

SPEED

S Mariposa St Bet. W Verdugo Ave & W Oak St

Day: Thursday
Date: 1/20/2022

City: Burbank
Project #: CA22_020022_026n

North Bound

Time	< 15	15 - 19	20 - 24	25 - 29	30 - 34	35 - 39	40 - 44	45 - 49	50 - 54	55 - 59	60 - 64	65 - 69	70 +	Total
0:00 AM	0	0	0	0	1	0	0	0	0	0	0	0	0	1
1:00	0	0	0	0	0	0	0	0	0	0	0	0	0	0
2:00	0	0	0	0	0	1	0	0	0	0	0	0	0	1
3:00	0	0	0	0	0	0	0	0	0	0	0	0	0	0
4:00	0	0	0	1	0	0	0	0	0	0	0	0	0	1
5:00	0	0	0	0	2	0	0	0	0	0	0	0	0	2
6:00	0	0	4	12	7	0	0	0	0	0	0	0	0	23
7:00	6	11	33	45	16	0	1	0	0	0	0	0	0	112
8:00	3	2	5	16	7	2	0	0	0	0	0	0	0	35
9:00	0	1	6	5	1	0	1	0	0	0	0	0	0	14
10:00	0	3	4	10	7	1	0	0	0	0	0	0	0	25
11:00	0	4	3	15	9	1	2	0	0	0	0	0	0	34
12:00 PM	1	2	6	14	14	2	0	0	0	0	0	0	0	39
13:00	2	1	7	13	8	3	1	0	0	0	0	0	0	35
14:00	2	3	12	18	3	4	0	0	0	0	0	0	0	42
15:00	10	20	27	20	13	1	2	0	0	0	0	0	0	93
16:00	1	1	12	20	13	1	2	0	0	0	0	0	0	50
17:00	3	2	13	17	7	2	0	0	0	0	0	0	0	44
18:00	2	2	3	15	8	2	0	0	0	0	0	0	0	32
19:00	1	1	3	4	2	1	0	0	0	0	0	0	0	12
20:00	0	1	1	1	2	1	0	0	0	0	0	0	0	6
21:00	0	0	3	1	0	0	0	0	0	0	0	0	0	4
22:00	0	0	2	3	2	1	0	0	0	0	0	0	0	8
23:00	1	0	0	1	0	1	0	0	0	0	0	0	0	3
Totals	32	54	144	231	122	24	9							616
% of Totals	5%	9%	23%	38%	20%	4%	1%							100%

AM Volumes	9	21	55	104	50	5	4	0	0	0	0	0	0	248		
% AM	1%	3%	9%	17%	8%	1%	1%							40%		
AM Peak Hour	7:00	7:00	7:00	7:00	7:00	8:00	11:00							7:00		
Volume	6	11	33	45	16	2	2							112		
PM Volumes	23	33	89	127	72	19	5	0	0	0	0	0	0	368		
% PM	4%	5%	14%	21%	12%	3%	1%							60%		
PM Peak Hour	15:00	15:00	15:00	15:00	12:00	14:00	15:00							15:00		
Volume	10	20	27	20	14	4	2							93		
Directional Peak Periods		AM 7-9				NOON 12-2			PM 4-6			Off Peak Volumes				
All Speeds		Volume		%		Volume		%		Volume		%		Volume		%
		147	↔	24%		74	↔	12%		94	↔	15%		301	↔	49%

Street Name	Direction	Percentiles					
		15th	50th	Average	85th	95th	ADT
S Mariposa St	North Bound	20	27	26	33	35	616
S Mariposa St	South Bound	18	25	25	32	36	491

SPEED

S Mariposa St Bet. W Verdugo Ave & W Oak St

Day: Thursday
Date: 1/20/2022

City: Burbank
Project #: CA22_020022_026s

South Bound

Time	< 15	15 - 19	20 - 24	25 - 29	30 - 34	35 - 39	40 - 44	45 - 49	50 - 54	55 - 59	60 - 64	65 - 69	70 +	Total
0:00 AM	0	0	0	0	0	0	0	0	0	0	0	0	0	0
1:00	0	0	0	0	0	0	0	0	0	0	0	0	0	0
2:00	0	0	0	1	0	0	0	0	0	0	0	0	0	1
3:00	0	0	0	0	0	0	0	0	0	0	0	0	0	0
4:00	0	0	0	0	0	0	0	0	0	0	0	0	0	0
5:00	0	1	0	1	1	0	0	0	0	0	0	0	0	3
6:00	1	2	8	7	1	1	0	0	0	0	0	0	0	20
7:00	7	8	40	38	11	2	1	0	0	0	0	0	0	107
8:00	1	3	4	7	3	3	1	0	0	0	0	0	0	22
9:00	2	2	2	6	0	2	0	0	0	0	0	0	0	14
10:00	0	4	9	5	1	0	0	0	0	0	0	0	0	19
11:00	2	1	5	5	8	1	0	0	0	0	0	0	0	22
12:00 PM	1	1	7	8	7	3	0	0	0	0	0	0	0	27
13:00	1	2	3	9	5	2	0	0	0	0	0	0	0	22
14:00	4	5	20	28	6	4	0	0	0	0	0	0	0	67
15:00	9	12	14	13	5	4	1	0	0	0	0	0	0	58
16:00	0	2	10	13	6	0	1	0	0	0	0	0	0	32
17:00	1	3	3	6	5	2	1	0	0	0	0	0	0	21
18:00	4	4	6	8	3	0	0	0	0	0	0	0	0	25
19:00	2	0	6	7	0	1	0	0	0	0	0	0	0	16
20:00	1	1	0	3	0	0	0	0	0	0	0	0	0	5
21:00	1	1	1	1	0	0	1	0	0	0	0	0	0	5
22:00	1	1	0	1	0	0	0	0	0	0	0	0	0	3
23:00	0	0	1	0	1	0	0	0	0	0	0	0	0	2
Totals	38	53	139	167	63	25	6							491
% of Totals	8%	11%	28%	34%	13%	5%	1%							100%

AM Volumes	13	21	68	70	25	9	2	0	0	0	0	0	0	208		
% AM	3%	4%	14%	14%	5%	2%	0%							42%		
AM Peak Hour	7:00	7:00	7:00	7:00	7:00	8:00	7:00							7:00		
Volume	7	8	40	38	11	3	1							107		
PM Volumes	25	32	71	97	38	16	4	0	0	0	0	0	0	283		
% PM	5%	7%	14%	20%	8%	3%	1%							58%		
PM Peak Hour	15:00	15:00	14:00	14:00	12:00	14:00	15:00							14:00		
Volume	9	12	20	28	7	4	1							67		
Directional Peak Periods		AM 7-9				NOON 12-2			PM 4-6			Off Peak Volumes				
All Speeds		Volume	↔		%	Volume	↔		%	Volume	↔		%	Volume	↔	
		129			26%	49			10%	53			11%	260		

Street Name	Direction	Percentiles					
		15th	50th	Average	85th	95th	ADT
S Mariposa St	North Bound	20	27	26	33	35	616
S Mariposa St	South Bound	18	25	25	32	36	491

SPEED

S Mariposa St Bet. W Verdugo Ave & W Oak St

Day: Thursday
Date: 1/20/2022

City: Burbank
Project #: CA22_020022_026

Summary

Time	< 15	15 - 19	20 - 24	25 - 29	30 - 34	35 - 39	40 - 44	45 - 49	50 - 54	55 - 59	60 - 64	65 - 69	70 +	Total
0:00 AM	0	0	0	0	1	0	0	0	0	0	0	0	0	1
1:00	0	0	0	0	0	0	0	0	0	0	0	0	0	0
2:00	0	0	0	1	0	1	0	0	0	0	0	0	0	2
3:00	0	0	0	0	0	0	0	0	0	0	0	0	0	0
4:00	0	0	0	1	0	0	0	0	0	0	0	0	0	1
5:00	0	1	0	1	3	0	0	0	0	0	0	0	0	5
6:00	1	2	12	19	8	1	0	0	0	0	0	0	0	43
7:00	13	19	73	83	27	2	2	0	0	0	0	0	0	219
8:00	4	5	9	23	10	5	1	0	0	0	0	0	0	57
9:00	2	3	8	11	1	2	1	0	0	0	0	0	0	28
10:00	0	7	13	15	8	1	0	0	0	0	0	0	0	44
11:00	2	5	8	20	17	2	2	0	0	0	0	0	0	56
12:00 PM	2	3	13	22	21	5	0	0	0	0	0	0	0	66
13:00	3	3	10	22	13	5	1	0	0	0	0	0	0	57
14:00	6	8	32	46	9	8	0	0	0	0	0	0	0	109
15:00	19	32	41	33	18	5	3	0	0	0	0	0	0	151
16:00	1	3	22	33	19	1	3	0	0	0	0	0	0	82
17:00	4	5	16	23	12	4	1	0	0	0	0	0	0	65
18:00	6	6	9	23	11	2	0	0	0	0	0	0	0	57
19:00	3	1	9	11	2	2	0	0	0	0	0	0	0	28
20:00	1	2	1	4	2	1	0	0	0	0	0	0	0	11
21:00	1	1	4	2	0	0	1	0	0	0	0	0	0	9
22:00	1	1	2	4	2	1	0	0	0	0	0	0	0	11
23:00	1	0	1	1	1	1	0	0	0	0	0	0	0	5
Totals	70	107	283	398	185	49	15							1107
% of Totals	6%	10%	26%	36%	17%	4%	1%							100%

AM Volumes	22	42	123	174	75	14	6	0	0	0	0	0	0	456		
% AM	2%	4%	11%	16%	7%	1%	1%							41%		
AM Peak Hour	7:00	7:00	7:00	7:00	7:00	8:00	7:00							7:00		
Volume	13	19	73	83	27	5	2							219		
PM Volumes	48	65	160	224	110	35	9	0	0	0	0	0	0	651		
% PM	4%	6%	14%	20%	10%	3%	1%							59%		
PM Peak Hour	15:00	15:00	15:00	14:00	12:00	14:00	15:00							15:00		
Volume	19	32	41	46	21	8	3							151		
Directional Peak Periods		AM 7-9				NOON 12-2			PM 4-6			Off Peak Volumes				
All Speeds		Volume			%	Volume			%	Volume			%	Volume		
		276	↔		25%	123	↔		11%	147	↔		13%	561	↔	

Street Name	Direction	Percentiles					
		15th	50th	Average	85th	95th	ADT
S Mariposa St	Summary	19	26	26	32	36	1107

VOLUME

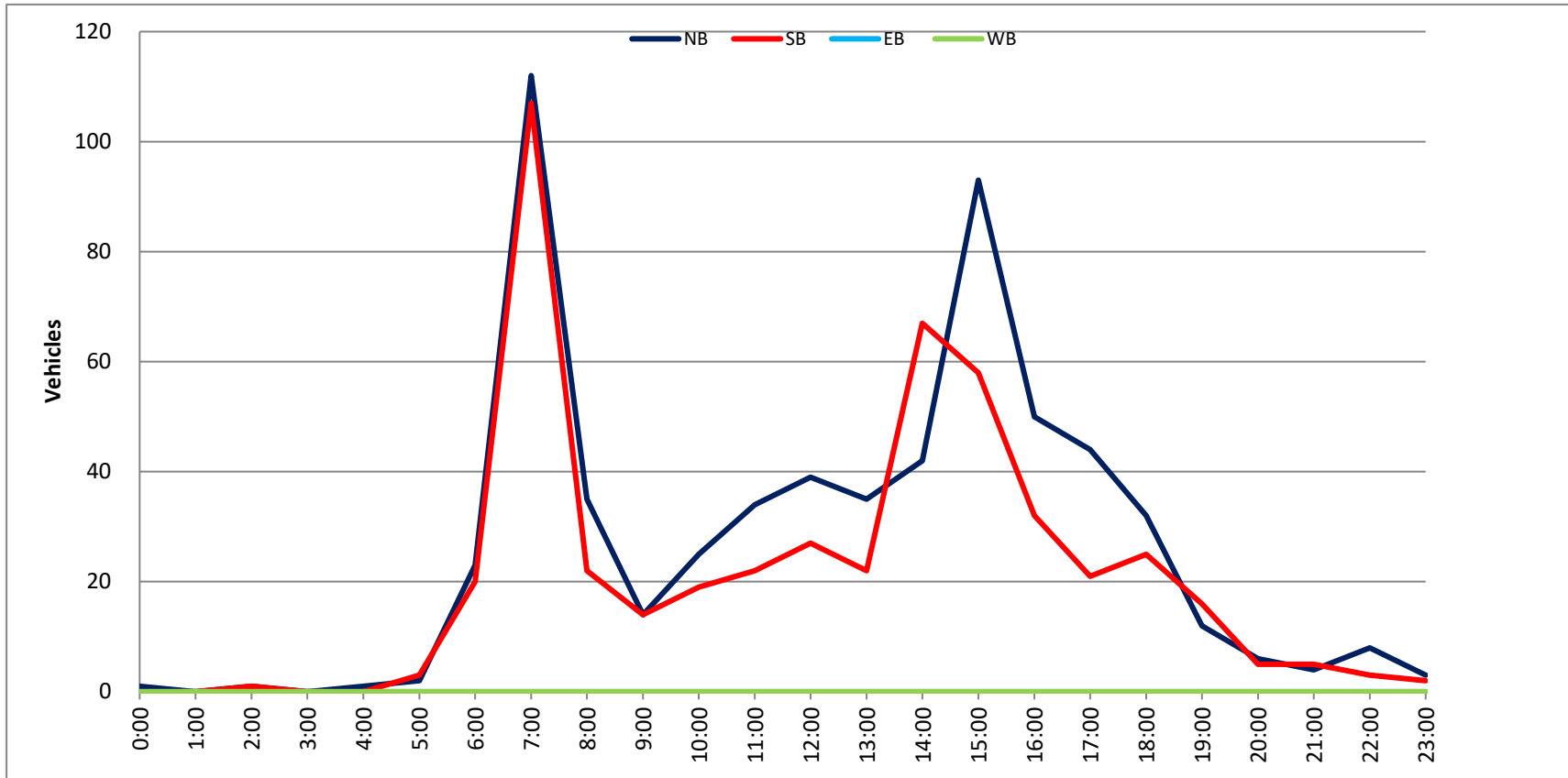
S Mariposa St Bet. W Verdugo Ave & W Oak St

Day: Thursday
 Date: 1/20/2022

City: Burbank
 Project #: CA22_020022_026

DAILY TOTALS					NB	SB	EB	WB	Total		
					616	491	0	0	1,107		
AM Period	NB	SB	EB	WB	TOTAL	PM Period	NB	SB	EB	WB	TOTAL
0:00	0	0	0	0		12:00	12	9	0	0	21
0:15	1	0	0	0	1	12:15	13	7	0	0	20
0:30	0	0	0	0		12:30	13	4	0	0	17
0:45	0	1	0	0	1	12:45	1	39	7	27	8
1:00	0	0	0	0		13:00	9	5	0	0	14
1:15	0	0	0	0		13:15	5	4	0	0	9
1:30	0	0	0	0		13:30	11	5	0	0	16
1:45	0	0	0	0		13:45	10	35	8	22	18
2:00	0	0	0	0		14:00	11	4	0	0	15
2:15	0	1	0	0	1	14:15	7	11	0	0	18
2:30	1	0	0	0	1	14:30	12	30	0	0	42
2:45	0	1	0	1	2	14:45	12	42	22	67	34
3:00	0	0	0	0		15:00	49	26	0	0	75
3:15	0	0	0	0		15:15	26	17	0	0	43
3:30	0	0	0	0		15:30	13	8	0	0	21
3:45	0	0	0	0		15:45	5	93	7	58	12
4:00	0	0	0	0		16:00	16	10	0	0	26
4:15	0	0	0	0		16:15	12	10	0	0	22
4:30	1	0	0	0	1	16:30	15	4	0	0	19
4:45	0	1	0	0	1	16:45	7	50	8	32	15
5:00	0	1	0	0	1	17:00	12	9	0	0	21
5:15	1	0	0	0	1	17:15	16	5	0	0	21
5:30	0	0	0	0		17:30	6	2	0	0	8
5:45	1	2	2	3	3	17:45	10	44	5	21	15
6:00	6	0	0	0	6	18:00	3	12	0	0	15
6:15	3	3	0	0	6	18:15	13	6	0	0	19
6:30	1	4	0	0	5	18:30	7	6	0	0	13
6:45	13	23	13	20	26	18:45	9	32	1	25	10
7:00	7	8	0	0	15	19:00	3	7	0	0	10
7:15	10	12	0	0	22	19:15	5	1	0	0	6
7:30	27	39	0	0	66	19:30	3	4	0	0	7
7:45	68	112	48	107	116	19:45	1	12	4	16	5
8:00	19	12	0	0	31	20:00	1	1	0	0	2
8:15	5	4	0	0	9	20:15	1	1	0	0	2
8:30	5	3	0	0	8	20:30	3	2	0	0	5
8:45	6	35	3	22	9	20:45	1	6	1	5	2
9:00	3	3	0	0	6	21:00	3	2	0	0	5
9:15	3	2	0	0	5	21:15	0	1	0	0	1
9:30	5	5	0	0	10	21:30	1	1	0	0	2
9:45	3	14	4	14	7	21:45	0	4	1	5	1
10:00	12	5	0	0	17	22:00	1	1	0	0	2
10:15	6	5	0	0	11	22:15	2	1	0	0	3
10:30	3	4	0	0	7	22:30	1	1	0	0	2
10:45	4	25	5	19	9	22:45	4	8	0	3	4
11:00	9	4	0	0	13	23:00	1	0	0	0	1
11:15	8	6	0	0	14	23:15	0	1	0	0	1
11:30	10	7	0	0	17	23:30	1	1	0	0	2
11:45	7	34	5	22	12	23:45	1	3	0	2	1
TOTALS	248	208			456	TOTALS	368	283			651
SPLIT %	54.4%	45.6%			41.2%	SPLIT %	56.5%	43.5%			58.8%

DAILY TOTALS					NB	SB	EB	WB	Total
					616	491	0	0	1,107
AM Peak Hour	7:15	7:15			7:15	PM Peak Hour	14:45	14:30	14:30
AM Pk Volume	124	111			235	PM Pk Volume	100	95	194
Pk Hr Factor	0.456	0.578			0.506	Pk Hr Factor	0.510	0.792	0.647
7 - 9 Volume	147	129	0	0	276	4 - 6 Volume	94	53	0
7 - 9 Peak Hour	7:15	7:15			7:15	4 - 6 Peak Hour	16:00	16:00	16:00
7 - 9 Pk Volume	124	111	0	0	235	4 - 6 Pk Volume	50	32	0
Pk Hr Factor	0.456	0.578	0.000	0.000	0.506	Pk Hr Factor	0.781	0.800	0.000



SPEED

S Virginia Ave Bet. W Verdugo Ave & W Oak St

Day: Tuesday
Date: 1/18/2022

City: Burbank
Project #: CA22_020022_029

North Bound

Table with columns: Time, <15, 15-19, 20-24, 25-29, 30-34, 35-39, 40-44, 45-49, 50-54, 55-59, 60-64, 65-69, 70+, Total. Rows include times from 0:00 AM to 23:45.

Summary tables for AM Volumes, PM Volumes, Directional Peak Periods, and Percentiles. Includes sections for AM 7-9, NOON 12-2, PM 4-6, and Off Peak Volumes.

Table with columns: Street Name, Direction, 15th, 50th, Average, 85th, 95th, ADT. Rows for S Virginia Ave (North Bound and South Bound).

SPEED

S Virginia Ave Bet. W Verdugo Ave & W Oak St

Day: Tuesday
Date: 1/18/2022

City: Burbank
Project #: CA22_020022_029s

South Bound

Table with columns: Time (0:00 AM to 23:45), <15, 15-19, 20-24, 25-29, 30-34, 35-39, 40-44, 45-49, 50-54, 55-59, 60-64, 65-69, 70+, Total. Rows show traffic volume counts for each 15-minute interval.

Summary statistics table including: AM Volumes (9, 12, 11, 17, 23, 38, 5), PM Volumes (14, 25, 15, 14, 9, 26, 12, 20, 2), Directional Peak Periods (All Classes, AM 7-9, NOON 12-2, PM 4-6, Off Peak Volumes).

Percentiles table with columns: Street Name, Direction, 15th, 50th, Average, 85th, 95th, ADT. Rows for S Virginia Ave North Bound and South Bound.

SPEED

S Virginia Ave Bet. W Verdugo Ave & W Oak St

Day: Tuesday
Date: 1/18/2022

City: Burbank
Project #: CA22_020022_029n

North Bound

Time	< 15	15 - 19	20 - 24	25 - 29	30 - 34	35 - 39	40 - 44	45 - 49	50 - 54	55 - 59	60 - 64	65 - 69	70 +	Total
0:00 AM	0	0	1	0	0	0	0	0	0	0	0	0	0	1
1:00	0	0	0	0	0	0	0	0	0	0	0	0	0	0
2:00	0	0	0	0	1	0	0	0	0	0	0	0	0	1
3:00	0	0	0	0	0	0	0	0	0	0	0	0	0	0
4:00	0	0	0	0	0	0	0	0	0	0	0	0	0	0
5:00	1	0	0	0	0	0	0	0	0	0	0	0	0	1
6:00	1	0	3	1	0	0	0	0	0	0	0	0	0	5
7:00	0	6	22	25	18	1	1	0	0	0	0	0	0	73
8:00	2	2	2	4	4	2	0	0	0	0	0	0	0	16
9:00	0	2	4	2	4	0	0	0	0	0	0	0	0	12
10:00	0	0	1	3	2	0	0	0	0	0	0	0	0	6
11:00	1	0	4	0	3	2	0	0	0	0	0	0	0	10
12:00 PM	1	4	1	6	3	0	0	0	0	0	0	0	0	15
13:00	1	1	5	3	3	0	0	0	0	0	0	0	0	13
14:00	2	2	8	7	9	0	0	0	0	0	0	0	0	28
15:00	5	15	23	11	5	0	0	0	0	0	0	0	0	59
16:00	0	1	1	4	1	0	0	0	0	0	0	0	0	7
17:00	0	2	3	7	1	0	0	0	0	0	0	0	0	13
18:00	0	1	5	6	2	0	0	0	0	0	0	0	0	14
19:00	1	1	2	0	4	0	0	0	0	0	0	0	0	8
20:00	2	0	0	1	0	0	0	0	0	0	0	0	0	3
21:00	0	0	0	0	2	1	0	0	0	0	0	0	0	3
22:00	0	0	0	2	0	0	0	0	0	0	0	0	0	2
23:00	0	1	0	1	0	0	0	0	0	0	0	0	0	2
Totals	17	38	85	83	62	6	1							292
% of Totals	6%	13%	29%	28%	21%	2%	0%							100%

AM Volumes	5	10	37	35	32	5	1	0	0	0	0	0	0	125	
% AM	2%	3%	13%	12%	11%	2%	0%							43%	
AM Peak Hour	8:00	7:00	7:00	7:00	7:00	8:00	7:00							7:00	
Volume	2	6	22	25	18	2	1							73	
PM Volumes	12	28	48	48	30	1	0	0	0	0	0	0	0	167	
% PM	4%	10%	16%	16%	10%	0%								57%	
PM Peak Hour	15:00	15:00	15:00	15:00	14:00	21:00								15:00	
Volume	5	15	23	11	9	1								59	
Directional Peak Periods		AM 7-9				NOON 12-2				PM 4-6				Off Peak Volumes	
All Speeds		Volume	%		Volume	%		Volume	%		Volume	%			
		89	↔	30%	28	↔	10%	20	↔	7%	155	↔	53%		

Street Name	Direction	Percentiles					
		15th	50th	Average	85th	95th	ADT
S Virginia Ave	North Bound	19	25	25	32	34	292
S Virginia Ave	South Bound	18	25	25	33	38	294

SPEED

S Virginia Ave Bet. W Verdugo Ave & W Oak St

Day: Tuesday
Date: 1/18/2022

City: Burbank
Project #: CA22_020022_029s

South Bound

Time	< 15	15 - 19	20 - 24	25 - 29	30 - 34	35 - 39	40 - 44	45 - 49	50 - 54	55 - 59	60 - 64	65 - 69	70 +	Total
0:00 AM	0	0	0	0	0	0	0	0	0	0	0	0	0	0
1:00	0	0	0	0	0	0	0	0	0	0	0	0	0	0
2:00	0	0	0	0	0	0	0	0	0	0	0	0	0	0
3:00	0	0	0	1	1	0	0	0	0	0	0	0	0	2
4:00	0	0	1	0	0	0	0	0	0	0	0	0	0	1
5:00	0	0	1	0	0	0	0	0	0	0	0	0	0	1
6:00	0	1	3	2	0	2	0	0	0	0	0	0	0	8
7:00	2	6	25	26	14	10	4	0	0	0	0	0	0	87
8:00	3	2	2	0	2	3	1	0	0	0	0	0	0	13
9:00	2	0	1	2	3	0	0	0	0	0	0	0	0	8
10:00	1	3	1	3	1	1	0	0	0	0	0	0	0	10
11:00	1	0	3	3	2	2	0	0	0	0	0	0	0	11
12:00 PM	1	3	6	2	4	1	0	0	0	0	0	0	0	17
13:00	2	1	0	4	1	0	0	0	0	0	0	0	0	8
14:00	2	2	12	11	5	1	0	0	0	0	0	0	0	33
15:00	2	7	14	6	2	1	0	0	0	0	0	0	0	32
16:00	3	2	0	3	2	1	0	0	0	0	0	0	0	11
17:00	0	5	5	5	4	0	0	0	0	0	0	0	0	19
18:00	1	3	3	3	0	0	0	0	0	0	0	0	0	10
19:00	0	1	1	3	2	1	0	0	0	0	0	0	0	8
20:00	2	0	1	2	3	0	0	0	0	0	0	0	0	8
21:00	0	1	0	1	0	1	0	0	0	0	0	0	0	3
22:00	0	0	0	0	0	1	0	0	0	0	0	0	0	1
23:00	1	0	2	0	0	0	0	0	0	0	0	0	0	3
Totals	23	37	81	77	46	25	5							294
% of Totals	8%	13%	28%	26%	16%	9%	2%							100%

AM Volumes	9	12	37	37	23	18	5	0	0	0	0	0	0	141		
% AM	3%	4%	13%	13%	8%	6%	2%							48%		
AM Peak Hour	8:00	7:00	7:00	7:00	7:00	7:00	7:00							7:00		
Volume	3	6	25	26	14	10	4							87		
PM Volumes	14	25	44	40	23	7	0	0	0	0	0	0	0	153		
% PM	5%	9%	15%	14%	8%	2%								52%		
PM Peak Hour	16:00	15:00	15:00	14:00	14:00	12:00								14:00		
Volume	3	7	14	11	5	1								33		
Directional Peak Periods		AM 7-9				NOON 12-2			PM 4-6			Off Peak Volumes				
All Speeds		Volume	↔		%	Volume	↔		%	Volume	↔		%	Volume	↔	
		100			34%	25			9%	30			10%	139		

Street Name	Direction	Percentiles					
		15th	50th	Average	85th	95th	ADT
S Virginia Ave	North Bound	19	25	25	32	34	292
S Virginia Ave	South Bound	18	25	25	33	38	294

SPEED

S Virginia Ave Bet. W Verdugo Ave & W Oak St

Day: Tuesday
Date: 1/18/2022

City: Burbank
Project #: CA22_020022_029

Summary

Time	< 15	15 - 19	20 - 24	25 - 29	30 - 34	35 - 39	40 - 44	45 - 49	50 - 54	55 - 59	60 - 64	65 - 69	70 +	Total
0:00 AM	0	0	1	0	0	0	0	0	0	0	0	0	0	1
1:00	0	0	0	0	0	0	0	0	0	0	0	0	0	0
2:00	0	0	0	0	1	0	0	0	0	0	0	0	0	1
3:00	0	0	0	1	1	0	0	0	0	0	0	0	0	2
4:00	0	0	1	0	0	0	0	0	0	0	0	0	0	1
5:00	1	0	1	0	0	0	0	0	0	0	0	0	0	2
6:00	1	1	6	3	0	2	0	0	0	0	0	0	0	13
7:00	2	12	47	51	32	11	5	0	0	0	0	0	0	160
8:00	5	4	4	4	6	5	1	0	0	0	0	0	0	29
9:00	2	2	5	4	7	0	0	0	0	0	0	0	0	20
10:00	1	3	2	6	3	1	0	0	0	0	0	0	0	16
11:00	2	0	7	3	5	4	0	0	0	0	0	0	0	21
12:00 PM	2	7	7	8	7	1	0	0	0	0	0	0	0	32
13:00	3	2	5	7	4	0	0	0	0	0	0	0	0	21
14:00	4	4	20	18	14	1	0	0	0	0	0	0	0	61
15:00	7	22	37	17	7	1	0	0	0	0	0	0	0	91
16:00	3	3	1	7	3	1	0	0	0	0	0	0	0	18
17:00	0	7	8	12	5	0	0	0	0	0	0	0	0	32
18:00	1	4	8	9	2	0	0	0	0	0	0	0	0	24
19:00	1	2	3	3	6	1	0	0	0	0	0	0	0	16
20:00	4	0	1	3	3	0	0	0	0	0	0	0	0	11
21:00	0	1	0	1	2	2	0	0	0	0	0	0	0	6
22:00	0	0	0	2	0	1	0	0	0	0	0	0	0	3
23:00	1	1	2	1	0	0	0	0	0	0	0	0	0	5
Totals	40	75	166	160	108	31	6							586
% of Totals	7%	13%	28%	27%	18%	5%	1%							100%

AM Volumes	14	22	74	72	55	23	6	0	0	0	0	0	0	266		
% AM	2%	4%	13%	12%	9%	4%	1%							45%		
AM Peak Hour	8:00	7:00	7:00	7:00	7:00	7:00	7:00							7:00		
Volume	5	12	47	51	32	11	5							160		
PM Volumes	26	53	92	88	53	8	0	0	0	0	0	0	0	320		
% PM	4%	9%	16%	15%	9%	1%								55%		
PM Peak Hour	15:00	15:00	15:00	14:00	14:00	21:00								15:00		
Volume	7	22	37	18	14	2								91		
Directional Peak Periods		AM 7-9				NOON 12-2				PM 4-6				Off Peak Volumes		
All Speeds		Volume	↔		%	Volume	↔		%	Volume	↔		%	Volume	↔	
		189			32%	53			9%	50			9%	294		

Street Name	Direction	Percentiles					
		15th	50th	Average	85th	95th	ADT
S Virginia Ave	Summary	18	25	25	33	36	586

VOLUME

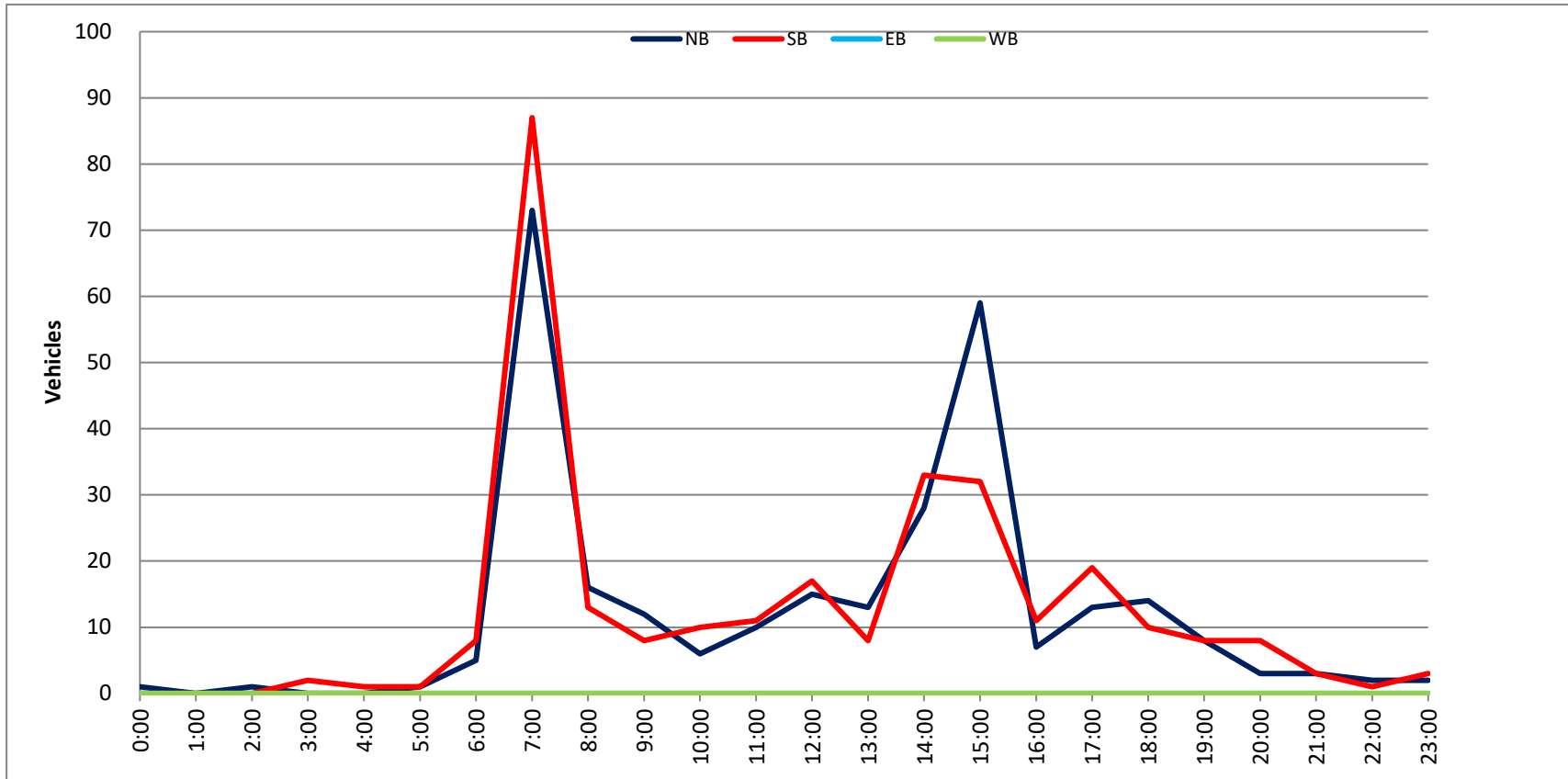
S Virginia Ave Bet. W Verdugo Ave & W Oak St

Day: Tuesday
 Date: 1/18/2022

City: Burbank
 Project #: CA22_020022_029

DAILY TOTALS					NB	SB	EB	WB	Total		
					292	294	0	0	586		
AM Period	NB	SB	EB	WB	TOTAL	PM Period	NB	SB	EB	WB	TOTAL
0:00	0	0	0	0		12:00	2	7	0	0	9
0:15	0	0	0	0		12:15	2	6	0	0	8
0:30	0	0	0	0		12:30	5	1	0	0	6
0:45	1	1	0	0	1 1	12:45	6	15	3	17	31
1:00	0	0	0	0		13:00	4	2	0	0	6
1:15	0	0	0	0		13:15	3	4	0	0	7
1:30	0	0	0	0		13:30	3	1	0	0	4
1:45	0	0	0	0		13:45	3	13	1	8	25
2:00	1	0	0	0	1	14:00	5	4	0	0	9
2:15	0	0	0	0		14:15	8	3	0	0	11
2:30	0	0	0	0		14:30	7	15	0	0	22
2:45	0	1	0	0	1	14:45	8	28	11	33	79
3:00	0	1	0	0	1	15:00	43	19	0	0	62
3:15	0	0	0	0		15:15	9	5	0	0	14
3:30	0	1	0	0	1	15:30	1	5	0	0	6
3:45	0	0	2	0	2	15:45	6	59	3	32	99
4:00	0	0	0	0		16:00	0	5	0	0	5
4:15	0	1	0	0	1	16:15	3	3	0	0	6
4:30	0	0	0	0		16:30	4	3	0	0	7
4:45	0	0	1	0	1	16:45	0	7	0	11	18
5:00	0	0	0	0		17:00	4	7	0	0	11
5:15	0	1	0	0	1	17:15	1	3	0	0	4
5:30	0	0	0	0		17:30	5	5	0	0	10
5:45	1	1	0	0	2	17:45	3	13	4	19	39
6:00	0	1	0	0	1	18:00	4	2	0	0	6
6:15	1	1	0	0	2	18:15	3	3	0	0	6
6:30	1	2	0	0	3	18:30	1	3	0	0	4
6:45	3	5	4	8	13	18:45	6	14	2	10	32
7:00	4	5	0	0	9	19:00	3	2	0	0	5
7:15	1	2	0	0	3	19:15	1	2	0	0	3
7:30	22	32	0	0	54	19:30	3	4	0	0	7
7:45	46	73	48	87	160	19:45	1	8	0	8	16
8:00	6	3	0	0	9	20:00	0	1	0	0	1
8:15	4	3	0	0	7	20:15	1	3	0	0	4
8:30	2	3	0	0	5	20:30	1	3	0	0	4
8:45	4	16	4	13	29	20:45	1	3	1	8	12
9:00	5	0	0	0	5	21:00	2	1	0	0	3
9:15	2	3	0	0	5	21:15	0	0	0	0	0
9:30	2	2	0	0	4	21:30	1	1	0	0	2
9:45	3	12	3	8	20	21:45	0	3	1	3	6
10:00	2	2	0	0	4	22:00	0	0	0	0	0
10:15	0	2	0	0	2	22:15	0	1	0	0	1
10:30	4	3	0	0	7	22:30	0	0	0	0	0
10:45	0	6	3	10	16	22:45	2	2	0	1	5
11:00	3	6	0	0	9	23:00	1	0	0	0	1
11:15	5	0	0	0	5	23:15	0	1	0	0	1
11:30	1	2	0	0	3	23:30	0	1	0	0	1
11:45	1	10	3	11	21	23:45	1	2	1	3	6
TOTALS	125	141			266	TOTALS	167	153			320
SPLIT %	47.0%	53.0%			45.4%	SPLIT %	52.2%	47.8%			54.6%

DAILY TOTALS					NB	SB	EB	WB	Total
					292	294	0	0	586
AM Peak Hour	7:30	7:00		7:30	PM Peak Hour	14:30	14:30	14:30	
AM Pk Volume	78	87		164	PM Pk Volume	67	50	117	
Pk Hr Factor	0.424	0.453		0.436	Pk Hr Factor	0.390	0.658	0.472	
7 - 9 Volume	89	100	0	189	4 - 6 Volume	20	30	50	0
7 - 9 Peak Hour	7:30	7:00		7:30	4 - 6 Peak Hour	17:00	17:00	17:00	0
7 - 9 Pk Volume	78	87	0	164	4 - 6 Pk Volume	13	19	32	0
Pk Hr Factor	0.424	0.453	0.000	0.436	Pk Hr Factor	0.650	0.679	0.727	0.000



SPEED

S Virginia Ave Bet. W Verdugo Ave & W Oak St

Day: Wednesday
Date: 1/19/2022

City: Burbank
Project #: CA22_020022_029n

North Bound

Table with 12 columns (Time, <15, 15-19, 20-24, 25-29, 30-34, 35-39, 40-44, 45-49, 50-54, 55-59, 60-64, 65-69, 70+, Total) and 48 rows (0:00 AM to 23:45).

Summary row for AM/PM counts: AM Totals (79), PM Totals (139), Total (218).

Summary tables for AM and PM Volumes, Peak Hours, and Directional Peak Periods.

Directional Peak Periods summary: All Classes, AM 7-9, NOON 12-2, PM 4-6, Off Peak Volumes.

Summary table with columns: Street Name, Direction, 15th, 50th, Average, 85th, 95th, ADT.

SPEED

S Virginia Ave Bet. W Verdugo Ave & W Oak St

Day: Wednesday

Date: 1/19/2022

City: Burbank

Project #: CA22_020022_029n

North Bound

Time	< 15	15 - 19	20 - 24	25 - 29	30 - 34	35 - 39	40 - 44	45 - 49	50 - 54	55 - 59	60 - 64	65 - 69	70 +	Total
0:00 AM	1	0	1	0	0	0	0	0	0	0	0	0	0	2
1:00	0	0	0	0	0	0	0	0	0	0	0	0	0	0
2:00	0	0	0	0	0	0	0	0	0	0	0	0	0	0
3:00	0	0	0	0	0	0	0	0	0	0	0	0	0	0
4:00	0	0	0	0	0	0	0	0	0	0	0	0	0	0
5:00	1	0	1	0	0	0	0	0	0	0	0	0	0	2
6:00	0	4	3	2	0	0	0	0	0	0	0	0	0	9
7:00	2	8	25	24	5	1	0	0	0	0	0	0	0	65
8:00	1	3	4	2	3	1	0	0	0	0	0	0	0	14
9:00	1	1	5	4	1	1	0	0	0	0	0	0	0	13
10:00	0	1	3	1	3	1	0	0	0	0	0	0	0	9
11:00	1	4	3	1	1	1	0	0	0	0	0	0	0	11
12:00 PM	2	1	5	2	4	0	0	0	0	0	0	0	0	14
13:00	0	6	1	3	2	1	0	0	0	0	0	0	0	13
14:00	3	2	2	4	2	0	0	0	0	0	0	0	0	13
15:00	8	7	16	15	4	1	0	0	0	0	0	0	0	51
16:00	1	3	7	6	1	0	0	0	0	0	0	0	0	18
17:00	1	0	2	5	2	0	0	0	0	0	0	0	0	10
18:00	0	0	2	3	0	1	0	0	0	0	0	0	0	6
19:00	1	1	4	3	1	0	0	0	0	0	0	0	0	10
20:00	0	1	1	0	1	1	0	0	0	0	0	0	0	4
21:00	0	0	1	2	1	0	0	0	0	0	0	0	0	4
22:00	0	0	2	2	0	1	0	0	0	0	0	0	0	5
23:00	0	0	0	0	0	0	0	0	0	0	0	0	0	0
Totals	23	42	88	79	31	10								273
% of Totals	8%	15%	32%	29%	11%	4%								100%

AM Volumes	7	21	45	34	13	5	0	0	0	0	0	0	0	125
% AM	3%	8%	16%	12%	5%	2%								46%
AM Peak Hour	7:00	7:00	7:00	7:00	7:00	7:00								7:00
Volume	2	8	25	24	5	1								65
PM Volumes	16	21	43	45	18	5	0	0	0	0	0	0	0	148
% PM	6%	8%	16%	16%	7%	2%								54%
PM Peak Hour	15:00	15:00	15:00	15:00	12:00	13:00								15:00
Volume	8	7	16	15	4	1								51
Directional Peak Periods		AM 7-9				NOON 12-2			PM 4-6			Off Peak Volumes		
All Speeds		Volume	%		Volume	%		Volume	%		Volume	%		
		79	↔	29%	27	↔	10%	28	↔	10%	139	↔	51%	

Street Name	Direction	Percentiles					
		15th	50th	Average	85th	95th	ADT
S Virginia Ave	North Bound	17	24	24	30	34	273
S Virginia Ave	South Bound	15	23	23	30	34	300

SPEED

S Virginia Ave Bet. W Verdugo Ave & W Oak St

Day: Wednesday

Date: 1/19/2022

City: Burbank

Project #: CA22_020022_029s

South Bound

Time	< 15	15 - 19	20 - 24	25 - 29	30 - 34	35 - 39	40 - 44	45 - 49	50 - 54	55 - 59	60 - 64	65 - 69	70 +	Total
0:00 AM	0	0	0	0	0	0	0	0	0	0	0	0	0	0
1:00	0	0	0	0	0	0	0	0	0	0	0	0	0	0
2:00	0	0	0	0	0	0	0	0	0	0	0	0	0	0
3:00	0	0	0	0	0	0	0	0	0	0	0	0	0	0
4:00	0	0	1	0	0	0	0	0	0	0	0	0	0	1
5:00	0	0	1	1	0	0	0	0	0	0	0	0	0	2
6:00	0	0	5	1	2	1	0	0	0	0	0	0	0	9
7:00	9	19	27	28	13	0	1	0	0	0	0	0	0	97
8:00	3	1	3	4	0	1	0	0	0	0	0	0	0	12
9:00	1	2	2	1	2	0	0	0	0	0	0	0	0	8
10:00	3	1	2	2	1	0	0	0	0	0	0	0	0	9
11:00	2	3	2	7	0	0	0	0	0	0	0	0	0	14
12:00 PM	2	0	7	3	1	0	0	0	0	0	0	0	0	13
13:00	2	1	4	1	5	0	0	0	0	0	0	0	0	13
14:00	7	8	9	10	3	2	0	0	0	0	0	0	0	39
15:00	7	7	6	10	2	1	0	0	0	0	0	0	0	33
16:00	5	5	7	3	3	0	0	0	0	0	0	0	0	23
17:00	0	0	0	2	3	0	0	0	0	0	0	0	0	5
18:00	4	1	2	3	0	0	0	0	0	0	0	0	0	10
19:00	1	0	1	1	1	0	0	0	0	0	0	0	0	4
20:00	0	1	0	0	0	0	0	0	0	0	0	0	0	1
21:00	0	1	3	0	2	0	0	0	0	0	0	0	0	6
22:00	0	0	0	0	0	0	0	0	0	0	0	0	0	0
23:00	0	0	1	0	0	0	0	0	0	0	0	0	0	1
Totals	46	50	83	77	38	5	1							300
% of Totals	15%	17%	28%	26%	13%	2%	0%							100%

AM Volumes	18	26	43	44	18	2	1	0	0	0	0	0	0	152		
% AM	6%	9%	14%	15%	6%	1%	0%							51%		
AM Peak Hour	7:00	7:00	7:00	7:00	7:00	6:00	7:00							7:00		
Volume	9	19	27	28	13	1	1							97		
PM Volumes	28	24	40	33	20	3	0	0	0	0	0	0	0	148		
% PM	9%	8%	13%	11%	7%	1%								49%		
PM Peak Hour	14:00	14:00	14:00	14:00	13:00	14:00								14:00		
Volume	7	8	9	10	5	2								39		
Directional Peak Periods		AM 7-9				NOON 12-2				PM 4-6				Off Peak Volumes		
All Speeds		Volume	↔		%	Volume	↔		%	Volume	↔		%	Volume	↔	
		109			36%	26			9%	28			9%	137		

Street Name	Direction	Percentiles					
		15th	50th	Average	85th	95th	ADT
S Virginia Ave	North Bound	17	24	24	30	34	273
S Virginia Ave	South Bound	15	23	23	30	34	300

SPEED

S Virginia Ave Bet. W Verdugo Ave & W Oak St

Day: Wednesday

Date: 1/19/2022

City: Burbank

Project #: CA22_020022_029

Summary

Time	< 15	15 - 19	20 - 24	25 - 29	30 - 34	35 - 39	40 - 44	45 - 49	50 - 54	55 - 59	60 - 64	65 - 69	70 +	Total
0:00 AM	1	0	1	0	0	0	0	0	0	0	0	0	0	2
1:00	0	0	0	0	0	0	0	0	0	0	0	0	0	0
2:00	0	0	0	0	0	0	0	0	0	0	0	0	0	0
3:00	0	0	0	0	0	0	0	0	0	0	0	0	0	0
4:00	0	0	1	0	0	0	0	0	0	0	0	0	0	1
5:00	1	0	2	1	0	0	0	0	0	0	0	0	0	4
6:00	0	4	8	3	2	1	0	0	0	0	0	0	0	18
7:00	11	27	52	52	18	1	1	0	0	0	0	0	0	162
8:00	4	4	7	6	3	2	0	0	0	0	0	0	0	26
9:00	2	3	7	5	3	1	0	0	0	0	0	0	0	21
10:00	3	2	5	3	4	1	0	0	0	0	0	0	0	18
11:00	3	7	5	8	1	1	0	0	0	0	0	0	0	25
12:00 PM	4	1	12	5	5	0	0	0	0	0	0	0	0	27
13:00	2	7	5	4	7	1	0	0	0	0	0	0	0	26
14:00	10	10	11	14	5	2	0	0	0	0	0	0	0	52
15:00	15	14	22	25	6	2	0	0	0	0	0	0	0	84
16:00	6	8	14	9	4	0	0	0	0	0	0	0	0	41
17:00	1	0	2	7	5	0	0	0	0	0	0	0	0	15
18:00	4	1	4	6	0	1	0	0	0	0	0	0	0	16
19:00	2	1	5	4	2	0	0	0	0	0	0	0	0	14
20:00	0	2	1	0	1	1	0	0	0	0	0	0	0	5
21:00	0	1	4	2	3	0	0	0	0	0	0	0	0	10
22:00	0	0	2	2	0	1	0	0	0	0	0	0	0	5
23:00	0	0	1	0	0	0	0	0	0	0	0	0	0	1
Totals	69	92	171	156	69	15	1							573
% of Totals	12%	16%	30%	27%	12%	3%	0%							100%

AM Volumes	25	47	88	78	31	7	1	0	0	0	0	0	0	277			
% AM	4%	8%	15%	14%	5%	1%	0%							48%			
AM Peak Hour	7:00	7:00	7:00	7:00	7:00	8:00	7:00							7:00			
Volume	11	27	52	52	18	2	1							162			
PM Volumes	44	45	83	78	38	8	0	0	0	0	0	0	0	296			
% PM	8%	8%	14%	14%	7%	1%								52%			
PM Peak Hour	15:00	15:00	15:00	15:00	13:00	14:00								15:00			
Volume	15	14	22	25	7	2								84			
Directional Peak Periods		AM 7-9				NOON 12-2			PM 4-6			Off Peak Volumes					
All Speeds		Volume	↔		%	Volume	↔		%	Volume	↔		%	Volume	↔		%
		188			33%	53			9%	56			10%	276			48%

Street Name	Direction	Percentiles					
		15th	50th	Average	85th	95th	ADT
S Virginia Ave	Summary	16	24	23	30	34	573

VOLUME

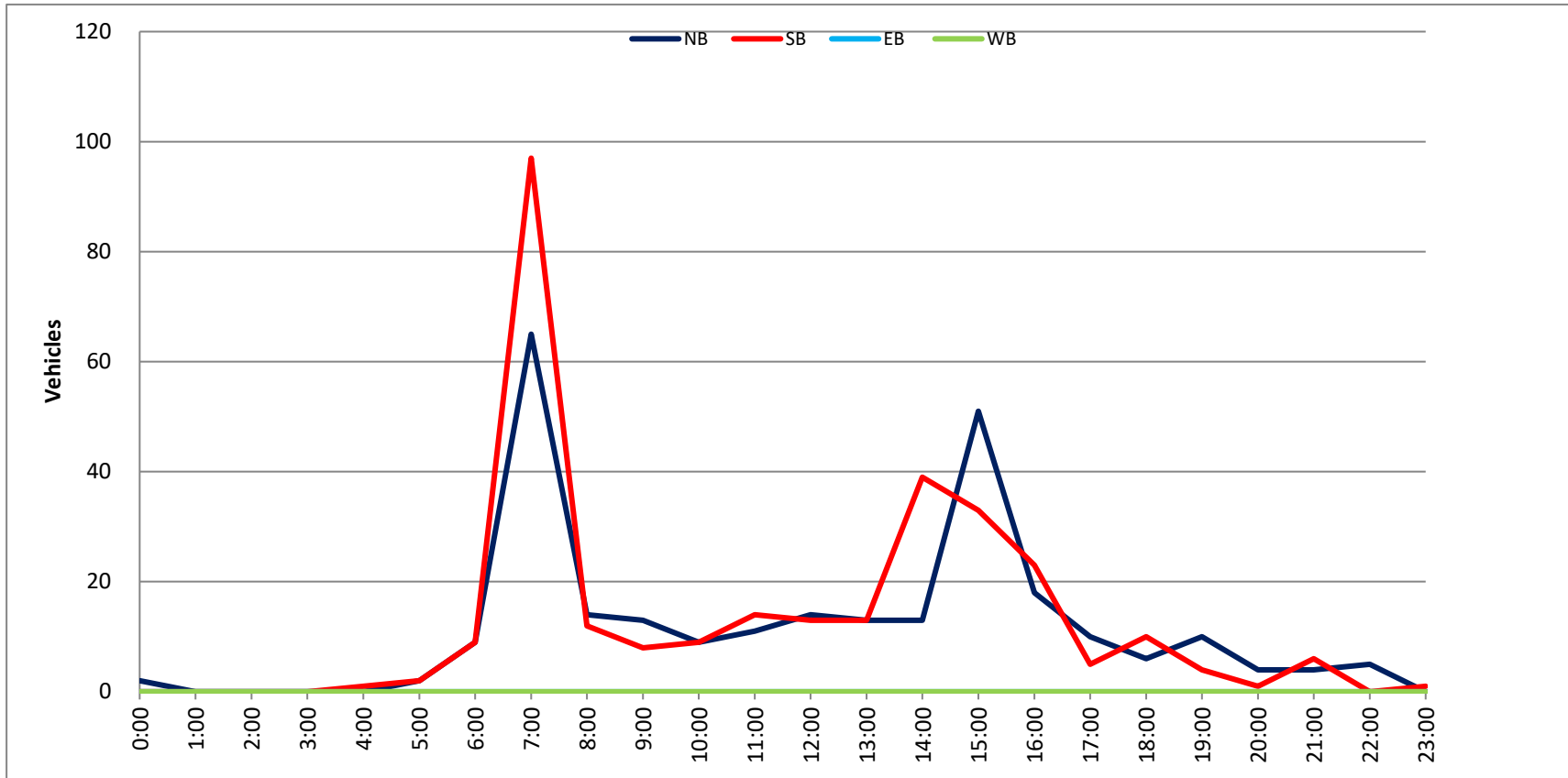
S Virginia Ave Bet. W Verdugo Ave & W Oak St

Day: Wednesday
 Date: 1/19/2022

City: Burbank
 Project #: CA22_020022_029

DAILY TOTALS					NB	SB	EB	WB	Total		
					273	300	0	0	573		
AM Period	NB	SB	EB	WB	TOTAL	PM Period	NB	SB	EB	WB	TOTAL
0:00	0	0	0	0		12:00	2	3	0	0	5
0:15	0	0	0	0		12:15	3	2	0	0	5
0:30	0	0	0	0		12:30	4	5	0	0	9
0:45	2	2	0	0	2	12:45	5	14	3	13	27
1:00	0	0	0	0		13:00	6	0	0	0	6
1:15	0	0	0	0		13:15	1	5	0	0	6
1:30	0	0	0	0		13:30	4	5	0	0	9
1:45	0	0	0	0		13:45	2	13	3	13	26
2:00	0	0	0	0		14:00	2	3	0	0	5
2:15	0	0	0	0		14:15	2	4	0	0	6
2:30	0	0	0	0		14:30	3	17	0	0	20
2:45	0	0	0	0		14:45	6	13	15	39	52
3:00	0	0	0	0		15:00	33	20	0	0	53
3:15	0	0	0	0		15:15	7	5	0	0	12
3:30	0	0	0	0		15:30	3	2	0	0	5
3:45	0	0	0	0		15:45	8	51	6	33	84
4:00	0	0	0	0		16:00	4	9	0	0	13
4:15	0	1	0	0	1	16:15	4	8	0	0	12
4:30	0	0	0	0		16:30	5	5	0	0	10
4:45	0	0	1	0	1	16:45	5	18	1	23	41
5:00	0	0	0	0		17:00	6	1	0	0	7
5:15	1	2	0	0	3	17:15	1	2	0	0	3
5:30	0	0	0	0		17:30	2	2	0	0	4
5:45	1	2	0	0	1	17:45	1	10	0	5	15
6:00	1	2	0	0	3	18:00	1	4	0	0	5
6:15	3	1	0	0	4	18:15	2	5	0	0	7
6:30	0	2	0	0	2	18:30	1	0	0	0	1
6:45	5	9	4	9	9	18:45	2	6	1	10	16
7:00	6	5	0	0	11	19:00	1	1	0	0	2
7:15	2	4	0	0	6	19:15	3	2	0	0	5
7:30	15	30	0	0	45	19:30	4	1	0	0	5
7:45	42	65	58	97	100	19:45	2	10	0	4	14
8:00	6	2	0	0	8	20:00	0	1	0	0	1
8:15	2	4	0	0	6	20:15	2	0	0	0	2
8:30	2	5	0	0	7	20:30	2	0	0	0	2
8:45	4	14	1	12	5	20:45	0	4	0	1	5
9:00	5	0	0	0	5	21:00	1	2	0	0	3
9:15	3	1	0	0	4	21:15	1	1	0	0	2
9:30	3	3	0	0	6	21:30	2	2	0	0	4
9:45	2	13	4	8	6	21:45	0	4	1	6	10
10:00	3	3	0	0	6	22:00	3	0	0	0	3
10:15	2	1	0	0	3	22:15	1	0	0	0	1
10:30	1	4	0	0	5	22:30	0	0	0	0	0
10:45	3	9	1	9	4	22:45	1	5	0	0	5
11:00	4	4	0	0	8	23:00	0	0	0	0	0
11:15	1	4	0	0	5	23:15	0	1	0	0	1
11:30	3	4	0	0	7	23:30	0	0	0	0	0
11:45	3	11	2	14	5	23:45	0	0	1	0	1
TOTALS	125	152			277	TOTALS	148	148			296
SPLIT %	45.1%	54.9%			48.3%	SPLIT %	50.0%	50.0%			51.7%

DAILY TOTALS					NB	SB	EB	WB	Total
					273	300	0	0	573
AM Peak Hour	7:00	7:00	7:00	PM Peak Hour	15:00	14:30	14:30		
AM Pk Volume	65	97	162	PM Pk Volume	51	57	106		
Pk Hr Factor	0.387	0.418	0.405	Pk Hr Factor	0.386	0.713	0.500		
7 - 9 Volume	79	109	188	4 - 6 Volume	28	28	56		
7 - 9 Peak Hour	7:00	7:00	7:00	4 - 6 Peak Hour	16:15	16:00	16:00		
7 - 9 Pk Volume	65	97	162	4 - 6 Pk Volume	20	23	41		
Pk Hr Factor	0.387	0.418	0.405	Pk Hr Factor	0.833	0.639	0.788		



Prepared by National Data & Surveying Services
SPEED
 S Virginia Ave Bet. W Verdugo Ave & W Oak St

Day: Thursday
 Date: 1/20/2022

City: Burbank
 Project #: CA22_020022_029

North Bound

Time	<15	15-19	20-24	25-29	30-34	35-39	40-44	45-49	50-54	55-59	60-64	65-69	70 +	Total
0:00 AM	0	0	0	0	0	0	0	0	0	0	0	0	0	0
0:15	0	0	0	0	0	0	0	0	0	0	0	0	0	0
0:30	0	0	0	0	0	0	0	0	0	0	0	0	0	0
0:45	0	0	0	0	0	0	0	0	0	0	0	0	0	0
1:00	0	0	0	0	0	0	0	0	0	0	0	0	0	0
1:15	0	0	0	0	0	0	0	0	0	0	0	0	0	0
1:30	0	0	0	0	0	0	0	0	0	0	0	0	0	0
1:45	0	0	0	0	0	0	0	0	0	0	0	0	0	0
2:00	0	0	0	0	0	0	0	0	0	0	0	0	0	0
2:15	0	0	0	0	0	0	0	0	0	0	0	0	0	0
2:30	0	0	0	0	0	0	0	0	0	0	0	0	0	0
2:45	0	0	0	0	0	0	0	0	0	0	0	0	0	0
3:00	0	0	0	0	0	0	0	0	0	0	0	0	0	0
3:15	0	0	0	0	0	0	0	0	0	0	0	0	0	0
3:30	0	0	0	0	0	0	0	0	0	0	0	0	0	0
3:45	0	0	0	0	0	0	0	0	0	0	0	0	0	0
4:00	0	0	0	0	0	0	0	0	0	0	0	0	0	0
4:15	0	0	0	0	0	0	0	0	0	0	0	0	0	0
4:30	0	0	0	0	0	0	0	0	0	0	0	0	0	0
4:45	0	0	0	0	0	0	0	0	0	0	0	0	0	0
5:00	0	0	0	0	0	0	0	0	0	0	0	0	0	0
5:15	1	0	0	0	0	0	0	0	0	0	0	0	0	1
5:30	0	0	1	0	0	0	0	0	0	0	0	0	0	1
5:45	0	0	0	0	0	0	0	0	0	0	0	0	0	0
6:00	0	0	1	0	0	0	0	0	0	0	0	0	0	1
6:15	0	0	1	0	0	0	0	0	0	0	0	0	0	1
6:30	1	0	2	0	0	0	0	0	0	0	0	0	0	3
6:45	0	0	1	1	1	1	0	0	0	0	0	0	0	4
7:00	0	0	0	3	0	0	0	0	0	0	0	0	0	3
7:15	0	0	0	2	1	1	0	0	0	0	0	0	0	4
7:30	1	1	5	10	3	1	0	0	0	0	0	0	0	20
7:45	0	3	11	16	2	0	0	0	0	0	0	0	0	32
8:00	1	0	0	4	2	1	0	0	0	0	0	0	0	8
8:15	0	0	0	2	0	0	0	0	0	0	0	0	0	2
8:30	2	0	0	0	0	0	0	0	0	0	0	0	0	2
8:45	0	0	0	2	1	0	0	0	0	0	0	0	0	3
9:00	0	0	0	1	0	1	0	0	0	0	0	0	0	2
9:15	0	0	0	0	0	0	0	0	0	0	0	0	0	0
9:30	0	0	0	3	1	0	0	0	0	0	0	0	0	4
9:45	0	0	0	0	0	0	0	0	0	0	0	0	0	0
10:00	0	0	0	0	0	1	0	0	0	0	0	0	0	1
10:15	0	0	0	1	1	0	0	0	0	0	0	0	0	2
10:30	0	0	0	1	0	0	0	0	0	0	0	0	0	2
10:45	1	1	0	1	0	0	0	0	0	0	0	0	0	3
11:00	2	1	1	0	2	0	0	0	0	0	0	0	0	6
11:15	4	2	0	0	1	0	0	0	0	0	0	0	0	7
11:30	0	1	1	2	0	0	0	0	0	0	0	0	0	4
11:45	0	3	3	1	0	0	0	0	0	0	0	0	0	4
12:00 PM	0	1	2	0	1	0	0	0	0	0	0	0	0	4
12:15	0	0	0	1	0	0	0	0	0	0	0	0	0	1
12:30	0	1	0	1	0	0	0	0	0	0	0	0	0	2
12:45	0	1	0	0	1	0	0	0	0	0	0	0	0	2
13:00	1	1	1	1	0	0	0	0	0	0	0	0	0	5
13:15	0	0	1	1	0	1	0	0	0	0	0	0	0	3
13:30	1	0	0	1	0	0	0	0	0	0	0	0	0	2
13:45	1	0	1	1	0	0	0	0	0	0	0	0	0	3
14:00	1	0	0	1	0	0	0	0	0	0	0	0	0	2
14:15	1	0	2	0	1	0	0	0	0	0	0	0	0	4
14:30	0	1	0	0	1	1	0	0	0	0	0	0	0	3
14:45	0	3	3	0	1	0	0	0	0	0	0	0	0	7
15:00	1	13	7	7	2	1	0	0	0	0	0	0	0	39
15:15	1	1	4	3	0	0	0	0	0	0	0	0	0	9
15:30	0	0	1	2	0	0	0	0	0	0	0	0	0	3
15:45	0	0	1	2	1	0	0	0	0	0	0	0	0	4
16:00	1	0	1	2	2	0	0	0	0	0	0	0	0	6
16:15	0	0	1	2	0	0	0	0	0	0	0	0	0	3
16:30	0	0	1	2	3	0	0	0	0	0	0	0	0	6
16:45	1	0	0	2	0	1	0	0	0	0	0	0	0	4
17:00	0	1	1	3	1	0	0	0	0	0	0	0	0	6
17:15	0	0	1	1	0	0	0	0	0	0	0	0	0	2
17:30	0	0	3	2	1	0	0	0	0	0	0	0	0	6
17:45	1	0	3	2	0	0	0	0	0	0	0	0	0	6
18:00	0	0	1	2	0	0	0	0	0	0	0	0	0	3
18:15	0	0	2	1	0	0	0	0	0	0	0	0	0	3
18:30	0	0	2	1	0	0	0	0	0	0	0	0	0	4
18:45	0	0	2	1	0	0	0	0	0	0	0	0	0	3
19:00	0	0	1	1	0	0	0	0	0	0	0	0	0	2
19:15	0	0	1	0	0	0	0	0	0	0	0	0	0	1
19:30	0	0	0	2	0	0	0	0	0	0	0	0	0	2
19:45	1	0	0	0	1	0	0	0	0	0	0	0	0	2
20:00	0	0	0	0	0	0	0	0	0	0	0	0	0	0
20:15	0	0	0	0	0	0	0	0	0	0	0	0	0	0
20:30	1	0	1	0	0	0	0	0	0	0	0	0	0	2
20:45	0	0	0	0	1	0	0	0	0	0	0	0	0	1
21:00	0	0	0	2	0	0	0	0	0	0	0	0	0	2
21:15	0	0	0	1	0	0	0	0	0	0	0	0	0	1
21:30	0	0	0	1	1	0	0	0	0	0	0	0	0	2
21:45	0	1	0	1	1	0	0	0	0	0	0	0	0	3
22:00	0	0	1	0	1	0	0	0	0	0	0	0	0	2
22:15	0	0	0	0	0	0	0	0	0	0	0	0	0	0
22:30	1	0	0	0	0	0	0	0	0	0	0	0	0	1
22:45	0	0	0	1	0	0	0	0	0	0	0	0	0	1
23:00	0	0	0	0	0	0	0	0	0	0	0	0	0	0
23:15	0	0	0	0	0	0	0	0	0	0	0	0	0	0
23:30	0	0	0	0	0	0	0	0	0	0	0	0	0	0
23:45	0	0	0	0	0	0	0	0	0	0	0	0	0	0
Volume	14	11	37	101	36	6								277
% of Totals	12%	11%	25%	36%	13%	3%								100%
AM Volumes	13	9	27	50	16	5								120
% AM	5%	3%	9%	17%	6%	2%								42%
AM Peak Hour	10:30	10:45	7:00	7:15	7:15	6:30								7:15
Volume	7	5	18	32	8	2								64
PM Volumes	41	24	48	59	20	4								196
% PM	7%	8%	16%	18%	7%	3%								58%
PM Peak Hour	14:15	14:30	14:45	15:00	15:45	14:15								14:30
Volume	15	15	15	14	8									58
Directional Peak Periods														
All Classes				AM 7-9		NOON 12-2		PM 4-6					Off Peak Volumes	
Volume	74	↔	26%	22	↔	8%	39	↔	14%	152	↔	53%		
Street Name	Direction	15th	50th	Average	85th	95th	ADT							
S Virginia Ave	North Bound	16	25	24	30	34	287							
S Virginia Ave	South Bound	17	24	24	32	36	307							

SPEED

S Virginia Ave Bet. W Verdugo Ave & W Oak St

Day: Thursday
Date: 1/20/2022

City: Burbank
Project #: CA22_020022_029s

South Bound

Time	<15	15-19	20-24	25-29	30-34	35-39	40-44	45-49	50-54	55-59	60-64	65-69	70+	Total
0:00 AM	0	0	0	0	0	0	0	0	0	0	0	0	0	0
0:15	0	0	0	0	0	0	0	0	0	0	0	0	0	0
0:30	0	0	0	0	0	0	0	0	0	0	0	0	0	0
0:45	0	0	0	0	0	0	0	0	0	0	0	0	0	0
1:00	0	0	0	0	0	0	0	0	0	0	0	0	0	0
1:15	0	0	0	0	0	0	0	0	0	0	0	0	0	0
1:30	0	0	0	0	0	0	0	0	0	0	0	0	0	0
1:45	0	0	0	0	0	0	0	0	0	0	0	0	0	0
2:00	0	0	0	0	0	0	0	0	0	0	0	0	0	0
2:15	0	0	0	0	0	0	0	0	0	0	0	0	0	0
2:30	0	0	0	0	0	0	0	0	0	0	0	0	0	0
2:45	0	0	0	0	0	0	0	0	0	0	0	0	0	0
3:00	0	0	0	0	0	0	0	0	0	0	0	0	0	0
3:15	0	0	0	0	0	0	0	0	0	0	0	0	0	0
3:30	0	0	0	0	0	0	0	0	0	0	0	0	0	0
3:45	0	0	0	0	0	0	0	0	0	0	0	0	0	0
4:00	0	0	0	0	0	0	0	0	0	0	0	0	0	0
4:15	0	0	0	1	0	0	0	0	0	0	0	0	0	1
4:30	0	0	1	0	0	0	0	0	0	0	0	0	0	1
4:45	0	0	0	0	0	0	0	0	0	0	0	0	0	0
5:00	0	0	0	0	0	0	0	0	0	0	0	0	0	0
5:15	0	0	1	1	0	0	0	0	0	0	0	0	0	2
5:30	0	0	0	0	0	0	0	0	0	0	0	0	0	0
5:45	0	0	0	0	0	0	0	0	0	0	0	0	0	0
6:00	0	2	1	1	0	0	0	0	0	0	0	0	0	3
6:15	0	0	1	0	0	0	0	0	0	0	0	0	0	1
6:30	0	0	1	0	0	1	0	0	0	0	0	0	0	2
6:45	1	0	1	1	0	0	0	0	0	0	0	0	0	3
7:00	1	0	1	1	1	0	1	0	0	0	0	0	0	5
7:15	1	1	1	1	0	0	1	0	0	0	0	0	0	5
7:30	3	5	8	10	4	0	0	0	0	0	0	0	0	30
7:45	1	6	18	18	10	8	1	0	0	0	0	0	0	62
8:00	1	0	1	1	2	0	0	0	0	0	0	0	0	5
8:15	0	0	0	0	2	0	0	0	0	0	0	0	0	2
8:30	0	0	1	0	0	0	0	0	0	0	0	0	0	1
8:45	1	0	0	0	0	0	0	0	0	0	0	0	0	1
9:00	0	2	0	0	1	0	0	0	0	0	0	0	0	3
9:15	1	0	0	0	0	0	0	0	0	0	0	0	0	1
9:30	0	0	0	0	0	0	0	0	0	0	0	0	0	0
9:45	0	1	0	1	0	0	0	0	0	0	0	0	0	2
10:00	1	0	0	0	0	0	0	0	0	0	0	0	0	1
10:15	1	1	0	1	0	0	0	0	0	0	0	0	0	3
10:30	0	0	1	1	0	0	0	0	0	0	0	0	0	2
10:45	0	0	0	1	1	1	0	0	0	0	0	0	0	2
11:00	0	1	1	1	0	0	0	0	0	0	0	0	0	3
11:15	1	0	1	0	0	0	0	0	0	0	0	0	0	2
11:30	0	0	1	1	0	0	0	0	0	0	0	0	0	2
11:45	2	1	0	0	1	0	0	0	0	0	0	0	0	4
12:00 PM	0	0	0	1	0	0	0	0	0	0	0	0	0	1
12:15	0	0	0	0	1	0	0	0	0	0	0	0	0	1
12:30	0	0	0	0	1	0	0	0	0	0	0	0	0	1
12:45	0	1	0	0	1	0	0	0	0	0	0	0	0	2
13:00	1	0	1	1	0	0	0	0	0	0	0	0	0	4
13:15	0	0	1	1	0	0	0	0	0	0	0	0	0	2
13:30	0	1	0	0	0	0	0	0	0	0	0	0	0	1
13:45	0	0	2	0	0	0	0	0	0	0	0	0	0	2
14:00	0	0	1	0	1	0	0	0	0	0	0	0	0	2
14:15	0	0	1	0	3	1	0	0	0	0	0	0	0	5
14:30	0	3	8	5	4	1	0	0	0	0	0	0	0	21
14:45	3	3	4	5	1	0	0	0	0	0	0	0	0	16
15:00	6	8	7	5	1	0	0	0	0	0	0	0	0	27
15:15	0	1	2	4	0	0	0	0	0	0	0	0	0	7
15:30	0	0	0	0	1	0	0	0	0	0	0	0	0	1
15:45	0	0	0	0	1	0	0	0	0	0	0	0	0	1
16:00	0	0	4	2	2	0	0	0	0	0	0	0	0	8
16:15	1	0	2	0	0	0	0	0	0	0	0	0	0	3
16:30	1	0	0	3	0	0	0	0	0	0	0	0	0	4
16:45	0	0	1	0	0	0	0	0	0	0	0	0	0	1
17:00	1	0	2	0	0	0	0	0	0	0	0	0	0	3
17:15	0	1	1	3	0	0	1	0	0	0	0	0	0	6
17:30	0	1	2	0	0	0	0	0	0	0	0	0	0	3
17:45	0	2	1	1	0	0	0	0	0	0	0	0	0	4
18:00	0	0	1	0	0	0	0	0	0	0	0	0	0	1
18:15	1	0	1	2	0	0	0	0	0	0	0	0	0	4
18:30	0	0	1	1	0	0	0	0	0	0	0	0	0	3
18:45	0	0	0	1	0	0	0	0	0	0	0	0	0	1
19:00	0	0	1	2	0	0	0	0	0	0	0	0	0	3
19:15	0	0	1	0	0	0	0	0	0	0	0	0	0	1
19:30	0	0	0	0	0	0	0	0	0	0	0	0	0	0
19:45	0	0	0	0	0	0	0	0	0	0	0	0	0	0
20:00	0	0	2	1	0	0	0	0	0	0	0	0	0	3
20:15	0	0	0	0	0	0	0	0	0	0	0	0	0	0
20:30	1	1	0	0	1	0	0	0	0	0	0	0	0	3
20:45	0	0	1	3	0	0	0	0	0	0	0	0	0	4
21:00	0	0	1	0	0	0	0	0	0	0	0	0	0	1
21:15	0	0	0	0	0	0	0	0	0	0	0	0	0	0
21:30	0	1	0	0	0	1	0	0	0	0	0	0	0	2
21:45	0	1	0	0	0	0	0	0	0	0	0	0	0	1
22:00	0	0	0	0	0	0	0	0	0	0	0	0	0	0
22:15	0	0	0	0	0	0	0	0	0	0	0	0	0	1
22:30	0	0	0	0	0	0	0	0	0	0	0	0	0	0
22:45	0	0	1	0	0	0	0	0	0	0	0	0	0	1
23:00	0	0	0	0	0	0	0	0	0	0	0	0	0	0
23:15	0	0	0	0	0	0	0	0	0	0	0	0	0	0
23:30	0	0	0	0	0	0	0	0	0	0	0	0	0	0
23:45	0	0	0	0	0	0	0	0	0	0	0	0	0	0
% of Totals	3.1%	4.2%	5.4%	7.2%	8.5%	11.1%	8.6%	8.6%	8.6%	8.6%	8.6%	8.6%	8.6%	100%
% of Totals	30%	14%	29%	27%	15%	26%	15%	15%	15%	15%	15%	15%	15%	100%
AM Volumes	15	18	20	21	22	20	3	0	0	0	0	0	0	149
% AMH	5%	6%	7%	7%	7%	7%	1%	0%	0%	0%	0%	0%	0%	49%
AM Peak Hour	6:45	7:00	7:30	7:30	7:30	7:30	7:30							7:30
Volume	6	12	28	30	18	8	3							102
PM Volumes	16	24	30	21	23	9	0	0	0	0	0	0	0	159
% PM	5%	8%	16%	13%	7%	3%	0%							51%
PM Peak Hour	14:15	14:30	14:30	14:30	14:00	13:45	16:30							14:30
Volume	1	1	21	16	9	2	16							71
Directional Peak Periods														
All Classes														
AM 7-9	Volume	111												36%
NOON 12-2	Volume	14												5%
PM 4-6	Volume	34												11%
Off Peak Volumes	Volume	148												48%
Street Name	Direction	15th	50th	Percentiles		85th	95th	ADT						
S Virginia Ave	North Bound	16	25			30	34	287						
S Virginia Ave	South Bound	17	24			24	32	307						

SPEED

S Virginia Ave Bet. W Verdugo Ave & W Oak St

Day: Thursday
Date: 1/20/2022City: Burbank
Project #: CA22_020022_029

Summary

Time	<15	15-19	20-24	25-29	30-34	35-39	40-44	45-49	50-54	55-59	60-64	65-69	70+	Total
0:00 AM	0	0	0	0	0	0	0	0	0	0	0	0	0	0
0:15	0	0	0	0	0	0	0	0	0	0	0	0	0	0
0:30	0	0	0	0	0	0	0	0	0	0	0	0	0	0
0:45	0	0	0	0	0	0	0	0	0	0	0	0	0	0
1:00	0	0	0	0	0	0	0	0	0	0	0	0	0	0
1:15	0	0	0	0	0	0	0	0	0	0	0	0	0	0
1:30	0	0	0	0	0	0	0	0	0	0	0	0	0	0
1:45	0	0	0	0	0	0	0	0	0	0	0	0	0	0
2:00	0	0	0	0	0	0	0	0	0	0	0	0	0	0
2:15	0	0	0	0	0	0	0	0	0	0	0	0	0	0
2:30	0	0	0	0	0	0	0	0	0	0	0	0	0	0
2:45	0	0	0	0	0	0	0	0	0	0	0	0	0	0
3:00	0	0	0	0	0	0	0	0	0	0	0	0	0	0
3:15	0	0	0	0	0	0	0	0	0	0	0	0	0	0
3:30	0	0	0	0	0	0	0	0	0	0	0	0	0	0
3:45	0	0	0	0	0	0	0	0	0	0	0	0	0	0
4:00	0	0	0	0	0	0	0	0	0	0	0	0	0	0
4:15	0	0	0	1	0	0	0	0	0	0	0	0	0	1
4:30	0	0	1	0	0	0	0	0	0	0	0	0	0	1
4:45	0	0	0	0	0	0	0	0	0	0	0	0	0	0
5:00	0	0	0	0	0	0	0	0	0	0	0	0	0	0
5:15	1	0	1	1	0	0	0	0	0	0	0	0	0	3
5:30	0	0	1	0	0	0	0	0	0	0	0	0	0	1
5:45	0	0	0	0	0	0	0	0	0	0	0	0	0	0
6:00	0	3	1	0	0	0	0	0	0	0	0	0	0	4
6:15	0	0	1	0	0	0	0	0	0	0	0	0	0	2
6:30	1	0	3	0	0	1	0	0	0	0	0	0	0	5
6:45	1	0	2	2	1	1	0	0	0	0	0	0	0	7
7:00	1	0	1	4	1	0	1	0	0	0	0	0	0	8
7:15	1	1	1	3	1	1	1	1	0	0	0	1	1	9
7:30	4	6	13	20	7	0	0	0	0	0	0	0	0	50
7:45	1	9	29	34	12	8	1	0	0	0	0	0	0	94
8:00	2	0	1	5	4	1	0	0	0	0	0	0	0	13
8:15	0	0	0	2	0	0	0	0	0	0	0	0	0	4
8:30	2	0	1	0	0	0	0	0	0	0	0	0	0	3
8:45	1	0	0	2	1	0	0	0	0	0	0	0	0	4
9:00	0	2	0	1	1	1	0	0	0	0	0	0	0	5
9:15	1	0	0	0	0	0	0	0	0	0	0	0	0	1
9:30	0	0	0	3	1	0	0	0	0	0	0	0	0	4
9:45	0	1	0	1	0	0	0	0	0	0	0	0	0	2
10:00	1	0	0	0	0	1	0	0	0	0	0	0	0	2
10:15	1	1	0	2	1	0	0	0	0	0	0	0	0	5
10:30	0	0	1	2	1	0	0	0	0	0	0	0	0	4
10:45	1	1	0	1	1	1	0	0	0	0	0	0	0	5
11:00	2	2	2	1	2	0	0	0	0	0	0	0	0	9
11:15	5	2	1	0	1	0	0	0	0	0	0	0	0	9
11:30	0	1	2	3	0	0	0	0	0	0	0	0	0	6
11:45	1	3	1	0	0	0	0	0	0	0	0	0	0	5
12:00 PM	0	1	2	1	1	1	0	0	0	0	0	0	0	5
12:15	0	0	0	1	1	0	0	0	0	0	0	0	0	2
12:30	0	1	0	1	1	0	0	0	0	0	0	0	0	3
12:45	0	2	0	0	2	0	0	0	0	0	0	0	0	4
13:00	2	1	2	2	2	0	0	0	0	0	0	0	0	9
13:15	0	0	1	2	1	1	0	0	0	0	0	0	0	5
13:30	1	1	0	1	0	0	0	0	0	0	0	0	0	3
13:45	1	0	3	1	0	0	0	0	0	0	0	0	0	5
14:00	1	0	1	1	1	0	0	0	0	0	0	0	0	4
14:15	1	0	3	0	4	1	0	0	0	0	0	0	0	9
14:30	0	4	8	5	5	2	0	0	0	0	0	0	0	24
14:45	3	6	7	5	2	0	0	0	0	0	0	0	0	23
15:00	15	21	14	12	9	2	1	0	0	0	0	0	0	66
15:15	1	2	6	7	0	0	0	0	0	0	0	0	0	16
15:30	0	0	1	2	1	0	0	0	0	0	0	0	0	4
15:45	0	0	1	2	2	0	0	0	0	0	0	0	0	5
16:00	1	0	5	4	4	0	0	0	0	0	0	0	0	14
16:15	1	0	3	2	0	0	0	0	0	0	0	0	0	6
16:30	1	0	1	5	3	0	0	0	0	0	0	0	0	10
16:45	1	0	1	2	0	1	0	0	0	0	0	0	0	5
17:00	1	1	3	3	1	0	0	0	0	0	0	0	0	9
17:15	0	1	2	4	0	0	1	0	0	0	0	0	0	8
17:30	0	1	5	2	3	0	0	0	0	0	0	0	0	11
17:45	1	2	4	3	0	0	0	0	0	0	0	0	0	10
18:00	0	0	2	2	0	0	0	0	0	0	0	0	0	4
18:15	1	0	3	3	0	0	0	0	0	0	0	0	0	7
18:30	0	0	3	2	0	0	0	0	0	0	0	0	0	7
18:45	0	0	2	2	0	0	0	0	0	0	0	0	0	4
19:00	0	0	2	3	0	0	0	0	0	0	0	0	0	5
19:15	0	0	2	0	0	0	0	0	0	0	0	0	0	2
19:30	0	0	0	2	0	0	0	0	0	0	0	0	0	2
19:45	2	0	0	1	0	0	0	0	0	0	0	0	0	3
20:00	0	0	2	1	0	0	0	0	0	0	0	0	0	3
20:15	0	0	0	0	0	0	0	0	0	0	0	0	0	0
20:30	2	1	1	0	1	0	0	0	0	0	0	0	0	5
20:45	0	0	1	4	0	0	0	0	0	0	0	0	0	5
21:00	0	0	1	2	0	0	0	0	0	0	0	0	0	3
21:15	0	0	0	1	0	0	0	0	0	0	0	0	0	1
21:30	0	1	0	1	1	1	0	0	0	0	0	0	0	4
21:45	0	2	0	1	1	0	0	0	0	0	0	0	0	4
22:00	0	0	1	0	1	0	0	0	0	0	0	0	0	2
22:15	0	0	1	0	1	0	0	0	0	0	0	0	0	1
22:30	1	0	0	0	0	0	0	0	0	0	0	0	0	1
22:45	0	0	1	1	0	0	0	0	0	0	0	0	0	2
23:00	0	0	0	0	0	0	0	0	0	0	0	0	0	0
23:15	0	0	0	0	0	0	0	0	0	0	0	0	0	0
23:30	0	0	0	0	0	0	0	0	0	0	0	0	0	0
23:45	0	0	0	0	0	0	0	0	0	0	0	0	0	0
ADT Totals	15	12	162	116	11	22	6	0	0	0	0	0	0	306
% of Totals	12%	10%	27%	31%	14%	6%	2%	0%	0%	0%	0%	0%	0%	100%

AM Volumes	29	27	67	91	38	15	3	0	0	0	0	0	0	269		
% AMH	3%	3%	11%	13%	6%	2%	1%	0%	0%	0%	0%	0%	0%	45%		
AM Peak Hour Volume	9	16	44	62	25	10	3	0	0	0	0	0	0	166		
PM Volumes	97	48	56	39	83	7	1	0	0	0	0	0	0	559		
% PM	6%	8%	16%	16%	7%	3%	0%	0%	0%	0%	0%	0%	0%	55%		
PM Peak Hour Volume	14	14	14	14	14	14	14	14	14	14	14	14	14	143		
Directional Peak Periods	AM 7-9		NOON 12-2			PM 4-6			Off Peak Volumes							
All Classes	Volume	%			Volume	%			Volume	%			Volume	%		
185	←→	31%	36	←→	6%	73	←→	12%	300	←→	51%					

Street Name	Direction	15th	50th	Average	85th	95th	ADT
S Virginia Ave	Summary	17	25	24	31	35	594

SPEED

S Virginia Ave Bet. W Verdugo Ave & W Oak St

Day: Thursday
Date: 1/20/2022

City: Burbank
Project #: CA22_020022_029n

North Bound

Time	< 15	15 - 19	20 - 24	25 - 29	30 - 34	35 - 39	40 - 44	45 - 49	50 - 54	55 - 59	60 - 64	65 - 69	70 +	Total
0:00 AM	0	0	0	0	0	0	0	0	0	0	0	0	0	0
1:00	0	0	0	0	0	0	0	0	0	0	0	0	0	0
2:00	0	0	0	0	0	0	0	0	0	0	0	0	0	0
3:00	0	0	0	0	0	0	0	0	0	0	0	0	0	0
4:00	0	0	0	0	0	0	0	0	0	0	0	0	0	0
5:00	1	0	1	0	0	0	0	0	0	0	0	0	0	2
6:00	1	0	5	1	1	1	0	0	0	0	0	0	0	9
7:00	1	4	16	31	6	1	0	0	0	0	0	0	0	59
8:00	3	0	0	8	3	1	0	0	0	0	0	0	0	15
9:00	0	0	0	4	1	1	0	0	0	0	0	0	0	6
10:00	1	1	0	3	2	1	0	0	0	0	0	0	0	8
11:00	6	4	5	3	3	0	0	0	0	0	0	0	0	21
12:00 PM	0	3	2	2	2	0	0	0	0	0	0	0	0	9
13:00	3	1	3	4	1	1	0	0	0	0	0	0	0	13
14:00	2	4	5	1	3	1	0	0	0	0	0	0	0	16
15:00	10	14	13	14	3	1	0	0	0	0	0	0	0	55
16:00	2	0	3	8	5	1	0	0	0	0	0	0	0	19
17:00	1	1	8	8	2	0	0	0	0	0	0	0	0	20
18:00	0	0	7	5	1	0	0	0	0	0	0	0	0	13
19:00	1	0	2	4	0	0	0	0	0	0	0	0	0	7
20:00	1	0	1	1	0	0	0	0	0	0	0	0	0	3
21:00	0	1	0	5	2	0	0	0	0	0	0	0	0	8
22:00	1	0	1	1	1	0	0	0	0	0	0	0	0	4
23:00	0	0	0	0	0	0	0	0	0	0	0	0	0	0
Totals	34	33	72	103	36	9								287
% of Totals	12%	11%	25%	36%	13%	3%								100%

AM Volumes	13	9	27	50	16	5	0	0	0	0	0	0	0	120		
% AM	5%	3%	9%	17%	6%	2%								42%		
AM Peak Hour	11:00	7:00	7:00	7:00	7:00	6:00								7:00		
Volume	6	4	16	31	6	1								59		
PM Volumes	21	24	45	53	20	4	0	0	0	0	0	0	0	167		
% PM	7%	8%	16%	18%	7%	1%								58%		
PM Peak Hour	15:00	15:00	15:00	15:00	16:00	13:00								15:00		
Volume	10	14	13	14	5	1								55		
Directional Peak Periods		AM 7-9				NOON 12-2				PM 4-6				Off Peak Volumes		
All Speeds		Volume		%		Volume		%		Volume		%		Volume	%	
		74	↔	26%		22	↔	8%		39	↔	14%		152	↔	53%

Street Name	Direction	Percentiles					
		15th	50th	Average	85th	95th	ADT
S Virginia Ave	North Bound	16	25	24	30	34	287
S Virginia Ave	South Bound	17	24	24	32	36	307

SPEED

S Virginia Ave Bet. W Verdugo Ave & W Oak St

Day: Thursday
Date: 1/20/2022

City: Burbank
Project #: CA22_020022_029s

South Bound

Time	< 15	15 - 19	20 - 24	25 - 29	30 - 34	35 - 39	40 - 44	45 - 49	50 - 54	55 - 59	60 - 64	65 - 69	70 +	Total
0:00 AM	0	0	0	0	0	0	0	0	0	0	0	0	0	0
1:00	0	0	0	0	0	0	0	0	0	0	0	0	0	0
2:00	0	0	0	0	0	0	0	0	0	0	0	0	0	0
3:00	0	0	0	0	0	0	0	0	0	0	0	0	0	0
4:00	0	0	1	1	0	0	0	0	0	0	0	0	0	2
5:00	0	0	1	1	0	0	0	0	0	0	0	0	0	2
6:00	1	0	4	3	0	1	0	0	0	0	0	0	0	9
7:00	6	12	28	30	15	8	3	0	0	0	0	0	0	102
8:00	2	0	2	1	4	0	0	0	0	0	0	0	0	9
9:00	1	3	0	1	1	0	0	0	0	0	0	0	0	6
10:00	2	1	1	2	1	1	0	0	0	0	0	0	0	8
11:00	3	2	3	2	1	0	0	0	0	0	0	0	0	11
12:00 PM	0	1	0	1	3	0	0	0	0	0	0	0	0	5
13:00	1	1	3	2	2	0	0	0	0	0	0	0	0	9
14:00	3	6	14	10	9	2	0	0	0	0	0	0	0	44
15:00	6	9	9	9	3	0	0	0	0	0	0	0	0	36
16:00	2	0	7	5	2	0	0	0	0	0	0	0	0	16
17:00	1	4	6	4	2	0	1	0	0	0	0	0	0	18
18:00	1	0	3	4	1	0	0	0	0	0	0	0	0	9
19:00	1	0	2	2	0	0	0	0	0	0	0	0	0	5
20:00	1	1	3	4	1	0	0	0	0	0	0	0	0	10
21:00	0	2	1	0	0	1	0	0	0	0	0	0	0	4
22:00	0	0	2	0	0	0	0	0	0	0	0	0	0	2
23:00	0	0	0	0	0	0	0	0	0	0	0	0	0	0
Totals	31	42	90	82	45	13	4							307
% of Totals	10%	14%	29%	27%	15%	4%	1%							100%

AM Volumes	15	18	40	41	22	10	3	0	0	0	0	0	0	149		
% AM	5%	6%	13%	13%	7%	3%	1%							49%		
AM Peak Hour	7:00	7:00	7:00	7:00	7:00	7:00	7:00							7:00		
Volume	6	12	28	30	15	8	3							102		
PM Volumes	16	24	50	41	23	3	1	0	0	0	0	0	0	158		
% PM	5%	8%	16%	13%	7%	1%	0%							51%		
PM Peak Hour	15:00	15:00	14:00	14:00	14:00	14:00	17:00							14:00		
Volume	6	9	14	10	9	2	1							44		
Directional Peak Periods		AM 7-9				NOON 12-2				PM 4-6				Off Peak Volumes		
All Speeds		Volume	↔		%	Volume	↔		%	Volume	↔		%	Volume	↔	
		111			36%	14			5%	34			11%	148		

Street Name	Direction	Percentiles					
		15th	50th	Average	85th	95th	ADT
S Virginia Ave	North Bound	16	25	24	30	34	287
S Virginia Ave	South Bound	17	24	24	32	36	307

SPEED

S Virginia Ave Bet. W Verdugo Ave & W Oak St

Day: Thursday
Date: 1/20/2022

City: Burbank
Project #: CA22_020022_029

Summary

Time	< 15	15 - 19	20 - 24	25 - 29	30 - 34	35 - 39	40 - 44	45 - 49	50 - 54	55 - 59	60 - 64	65 - 69	70 +	Total
0:00 AM	0	0	0	0	0	0	0	0	0	0	0	0	0	0
1:00	0	0	0	0	0	0	0	0	0	0	0	0	0	0
2:00	0	0	0	0	0	0	0	0	0	0	0	0	0	0
3:00	0	0	0	0	0	0	0	0	0	0	0	0	0	0
4:00	0	0	1	1	0	0	0	0	0	0	0	0	0	2
5:00	1	0	2	1	0	0	0	0	0	0	0	0	0	4
6:00	2	0	9	4	1	2	0	0	0	0	0	0	0	18
7:00	7	16	44	61	21	9	3	0	0	0	0	0	0	161
8:00	5	0	2	9	7	1	0	0	0	0	0	0	0	24
9:00	1	3	0	5	2	1	0	0	0	0	0	0	0	12
10:00	3	2	1	5	3	2	0	0	0	0	0	0	0	16
11:00	9	6	8	5	4	0	0	0	0	0	0	0	0	32
12:00 PM	0	4	2	3	5	0	0	0	0	0	0	0	0	14
13:00	4	2	6	6	3	1	0	0	0	0	0	0	0	22
14:00	5	10	19	11	12	3	0	0	0	0	0	0	0	60
15:00	16	23	22	23	6	1	0	0	0	0	0	0	0	91
16:00	4	0	10	13	7	1	0	0	0	0	0	0	0	35
17:00	2	5	14	12	4	0	1	0	0	0	0	0	0	38
18:00	1	0	10	9	2	0	0	0	0	0	0	0	0	22
19:00	2	0	4	6	0	0	0	0	0	0	0	0	0	12
20:00	2	1	4	5	1	0	0	0	0	0	0	0	0	13
21:00	0	3	1	5	2	1	0	0	0	0	0	0	0	12
22:00	1	0	3	1	1	0	0	0	0	0	0	0	0	6
23:00	0	0	0	0	0	0	0	0	0	0	0	0	0	0
Totals	65	75	162	185	81	22	4							594
% of Totals	11%	13%	27%	31%	14%	4%	1%							100%

AM Volumes	28	27	67	91	38	15	3	0	0	0	0	0	0	269			
% AM	5%	5%	11%	15%	6%	3%	1%							45%			
AM Peak Hour	11:00	7:00	7:00	7:00	7:00	7:00	7:00							7:00			
Volume	9	16	44	61	21	9	3							161			
PM Volumes	37	48	95	94	43	7	1	0	0	0	0	0	0	325			
% PM	6%	8%	16%	16%	7%	1%	0%							55%			
PM Peak Hour	15:00	15:00	15:00	15:00	14:00	14:00	17:00							15:00			
Volume	16	23	22	23	12	3	1							91			
Directional Peak Periods		AM 7-9				NOON 12-2			PM 4-6			Off Peak Volumes					
All Speeds		Volume	↔		%	Volume	↔		%	Volume	↔		%	Volume	↔		%
		185			31%	36			6%	73			12%	300			51%

Street Name	Direction	Percentiles					
		15th	50th	Average	85th	95th	ADT
S Virginia Ave	Summary	17	25	24	31	35	594

VOLUME

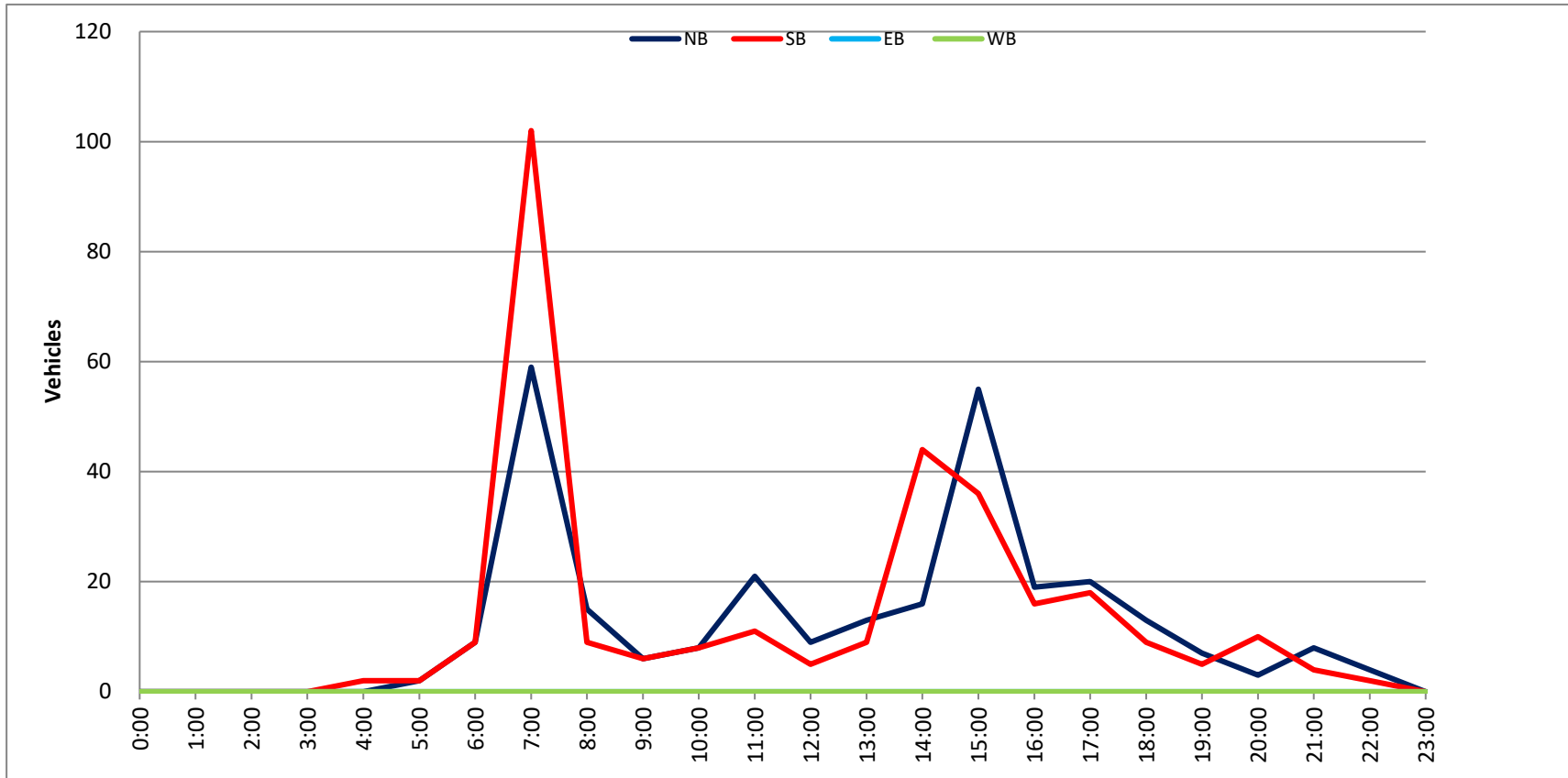
S Virginia Ave Bet. W Verdugo Ave & W Oak St

Day: Thursday
 Date: 1/20/2022

City: Burbank
 Project #: CA22_020022_029

DAILY TOTALS					NB	SB	EB	WB	Total		
					287	307	0	0	594		
AM Period	NB	SB	EB	WB	TOTAL	PM Period	NB	SB	EB	WB	TOTAL
0:00	0	0	0	0		12:00	4	1	0	0	5
0:15	0	0	0	0		12:15	1	1	0	0	2
0:30	0	0	0	0		12:30	2	1	0	0	3
0:45	0	0	0	0		12:45	2	9	2	5	14
1:00	0	0	0	0		13:00	5	4	0	0	9
1:15	0	0	0	0		13:15	3	2	0	0	5
1:30	0	0	0	0		13:30	2	1	0	0	3
1:45	0	0	0	0		13:45	3	13	2	9	22
2:00	0	0	0	0		14:00	2	2	0	0	4
2:15	0	0	0	0		14:15	4	5	0	0	9
2:30	0	0	0	0		14:30	3	21	0	0	24
2:45	0	0	0	0		14:45	7	16	16	44	60
3:00	0	0	0	0		15:00	39	27	0	0	66
3:15	0	0	0	0		15:15	9	7	0	0	16
3:30	0	0	0	0		15:30	3	1	0	0	4
3:45	0	0	0	0		15:45	4	55	1	36	91
4:00	0	0	0	0		16:00	6	8	0	0	14
4:15	0	1	0	0	1	16:15	3	3	0	0	6
4:30	0	1	0	0	1	16:30	6	4	0	0	10
4:45	0	0	2	0	2	16:45	4	19	1	16	35
5:00	0	0	0	0		17:00	6	3	0	0	9
5:15	1	2	0	0	3	17:15	2	6	0	0	8
5:30	1	0	0	0	1	17:30	6	5	0	0	11
5:45	0	2	0	2	4	17:45	6	20	4	18	38
6:00	1	3	0	0	4	18:00	3	1	0	0	4
6:15	1	1	0	0	2	18:15	3	4	0	0	7
6:30	3	2	0	0	5	18:30	4	3	0	0	7
6:45	4	9	3	9	18	18:45	3	13	1	9	22
7:00	3	5	0	0	8	19:00	2	3	0	0	5
7:15	4	5	0	0	9	19:15	1	1	0	0	2
7:30	20	30	0	0	50	19:30	2	0	0	0	2
7:45	32	59	62	102	161	19:45	2	7	1	5	12
8:00	8	5	0	0	13	20:00	0	3	0	0	3
8:15	2	2	0	0	4	20:15	0	0	0	0	
8:30	2	1	0	0	3	20:30	2	3	0	0	5
8:45	3	15	1	9	24	20:45	1	3	4	10	13
9:00	2	3	0	0	5	21:00	2	1	0	0	3
9:15	0	1	0	0	1	21:15	1	0	0	0	1
9:30	4	0	0	0	4	21:30	2	2	0	0	4
9:45	0	6	2	6	12	21:45	3	8	1	4	12
10:00	1	1	0	0	2	22:00	2	0	0	0	2
10:15	2	3	0	0	5	22:15	0	1	0	0	1
10:30	2	2	0	0	4	22:30	1	0	0	0	1
10:45	3	8	2	8	16	22:45	1	4	1	2	6
11:00	6	3	0	0	9	23:00	0	0	0	0	
11:15	7	2	0	0	9	23:15	0	0	0	0	
11:30	4	2	0	0	6	23:30	0	0	0	0	
11:45	4	21	4	11	32	23:45	0	0	0	0	
TOTALS	120	149			269	TOTALS	167	158			325
SPLIT %	44.6%	55.4%			45.3%	SPLIT %	51.4%	48.6%			54.7%

DAILY TOTALS					NB	SB	EB	WB	Total
					287	307	0	0	594
AM Peak Hour	7:15	7:00		7:15	PM Peak Hour	14:30	14:30		14:30
AM Pk Volume	64	102		166	PM Pk Volume	58	71		129
Pk Hr Factor	0.500	0.411		0.441	Pk Hr Factor	0.372	0.657		0.489
7 - 9 Volume	74	111	0	185	4 - 6 Volume	39	34	0	73
7 - 9 Peak Hour	7:15	7:00		7:15	4 - 6 Peak Hour	17:00	17:00		17:00
7 - 9 Pk Volume	64	102	0	166	4 - 6 Pk Volume	20	18	0	38
Pk Hr Factor	0.500	0.411	0.000	0.441	Pk Hr Factor	0.833	0.750	0.000	0.864



Day: Tuesday
 Date: 1/18/2022

City: Burbank
 Project #: CA22_020022_029

North Bound

Time	<15	15-19	20-24	25-29	30-34	35-39	40-44	45-49	50-54	55-59	60-64	65-69	70+	Total
0:00 AM	0	0	0	0	0	0	0	0	0	0	0	0	0	0
0:15	0	0	0	0	0	0	0	0	0	0	0	0	0	0
0:30	0	0	0	0	0	0	0	0	0	0	0	0	0	0
0:45	0	0	1	0	0	0	0	0	0	0	0	0	0	1
1:00	0	0	0	0	0	0	0	0	0	0	0	0	0	0
1:15	0	0	0	0	0	0	0	0	0	0	0	0	0	0
1:30	0	0	0	0	0	0	0	0	0	0	0	0	0	0
1:45	0	0	0	0	0	0	0	0	0	0	0	0	0	0
2:00	0	0	0	0	1	0	0	0	0	0	0	0	0	1
2:15	0	0	0	0	0	0	0	0	0	0	0	0	0	0
2:30	0	0	0	0	0	0	0	0	0	0	0	0	0	0
2:45	0	0	0	0	0	0	0	0	0	0	0	0	0	0
3:00	0	0	0	0	0	0	0	0	0	0	0	0	0	0
3:15	0	0	0	0	0	0	0	0	0	0	0	0	0	0
3:30	0	0	0	0	0	0	0	0	0	0	0	0	0	0
3:45	0	0	0	0	0	0	0	0	0	0	0	0	0	0
4:00	0	0	0	0	0	0	0	0	0	0	0	0	0	0
4:15	0	0	0	0	0	0	0	0	0	0	0	0	0	0
4:30	0	0	0	0	0	0	0	0	0	0	0	0	0	0
4:45	0	0	0	0	0	0	0	0	0	0	0	0	0	0
5:00	0	0	0	0	0	0	0	0	0	0	0	0	0	0
5:15	0	0	0	0	0	0	0	0	0	0	0	0	0	0
5:30	0	0	0	0	0	0	0	0	0	0	0	0	0	0
5:45	1	0	0	0	0	0	0	0	0	0	0	0	0	1
6:00	0	0	0	0	0	0	0	0	0	0	0	0	0	0
6:15	0	0	1	0	0	0	0	0	0	0	0	0	0	1
6:30	0	0	1	0	0	0	0	0	0	0	0	0	0	1
6:45	1	0	1	1	0	0	0	0	0	0	0	0	0	3
7:00	0	0	1	2	1	0	0	0	0	0	0	0	0	4
7:15	0	1	0	1	0	0	0	0	0	0	0	0	0	1
7:30	0	3	8	5	6	0	0	0	0	0	0	0	0	22
7:45	0	3	12	18	11	1	1	0	0	0	0	0	0	46
8:00	0	1	1	2	1	1	0	0	0	0	0	0	0	6
8:15	1	0	0	1	1	1	0	0	0	0	0	0	0	4
8:30	0	0	1	0	1	0	0	0	0	0	0	0	0	2
8:45	1	1	0	1	1	0	0	0	0	0	0	0	0	4
9:00	0	0	2	1	2	0	0	0	0	0	0	0	0	5
9:15	0	0	0	1	1	0	0	0	0	0	0	0	0	2
9:30	0	1	0	0	1	0	0	0	0	0	0	0	0	2
9:45	0	1	2	0	0	0	0	0	0	0	0	0	0	3
10:00	0	0	1	0	1	0	0	0	0	0	0	0	0	2
10:15	0	0	0	0	0	0	0	0	0	0	0	0	0	0
10:30	0	0	0	0	0	3	1	0	0	0	0	0	0	4
10:45	0	0	0	0	0	0	0	0	0	0	0	0	0	0
11:00	0	0	0	0	1	2	0	0	0	0	0	0	0	3
11:15	1	0	3	0	1	0	0	0	0	0	0	0	0	5
11:30	0	0	1	0	0	0	0	0	0	0	0	0	0	1
11:45	0	0	0	0	0	0	0	0	0	0	0	0	0	0
12:00 PM	0	0	1	1	0	0	0	0	0	0	0	0	0	2
12:15	0	1	0	1	0	0	0	0	0	0	0	0	0	2
12:30	0	2	0	2	1	0	0	0	0	0	0	0	0	5
12:45	1	1	0	2	2	0	0	0	0	0	0	0	0	6
13:00	1	0	2	0	1	0	0	0	0	0	0	0	0	4
13:15	0	1	2	0	0	0	0	0	0	0	0	0	0	3
13:30	0	0	1	1	1	0	0	0	0	0	0	0	0	3
13:45	0	0	0	2	1	0	0	0	0	0	0	0	0	3
14:00	0	0	2	1	2	0	0	0	0	0	0	0	0	5
14:15	0	0	1	3	4	0	0	0	0	0	0	0	0	8
14:30	1	0	3	2	1	0	0	0	0	0	0	0	0	7
14:45	1	2	2	1	2	0	0	0	0	0	0	0	0	8
15:00	4	14	19	3	9	0	0	0	0	0	0	0	0	43
15:15	1	0	4	4	0	0	0	0	0	0	0	0	0	9
15:30	0	0	0	0	1	0	0	0	0	0	0	0	0	1
15:45	0	1	0	4	1	0	0	0	0	0	0	0	0	6
16:00	0	0	0	0	0	0	0	0	0	0	0	0	0	0
16:15	0	0	1	0	2	0	0	0	0	0	0	0	0	3
16:30	0	0	1	2	1	0	0	0	0	0	0	0	0	4
16:45	0	0	0	0	0	0	0	0	0	0	0	0	0	0
17:00	0	1	0	3	0	0	0	0	0	0	0	0	0	4
17:15	0	1	0	0	0	0	0	0	0	0	0	0	0	1
17:30	0	0	1	4	0	0	0	0	0	0	0	0	0	5
17:45	0	0	2	0	1	0	0	0	0	0	0	0	0	3
18:00	0	0	0	2	2	0	0	0	0	0	0	0	0	4
18:15	0	1	1	1	0	0	0	0	0	0	0	0	0	3
18:30	0	0	1	0	0	0	0	0	0	0	0	0	0	1
18:45	0	0	3	3	0	0	0	0	0	0	0	0	0	6
19:00	1	0	1	0	1	0	0	0	0	0	0	0	0	3
19:15	0	1	0	0	0	0	0	0	0	0	0	0	0	1
19:30	0	0	1	0	2	0	0	0	0	0	0	0	0	3
19:45	0	0	0	0	0	1	0	0	0	0	0	0	0	1
20:00	0	0	0	0	0	0	0	0	0	0	0	0	0	0
20:15	0	0	0	1	0	0	0	0	0	0	0	0	0	1
20:30	1	0	0	0	0	0	0	0	0	0	0	0	0	1
20:45	1	0	0	0	0	0	0	0	0	0	0	0	0	1
21:00	0	0	0	0	2	0	0	0	0	0	0	0	0	2
21:15	0	0	0	0	0	0	0	0	0	0	0	0	0	0
21:30	0	0	0	0	0	1	0	0	0	0	0	0	0	1
21:45	0	0	0	0	0	0	0	0	0	0	0	0	0	0
22:00	0	0	0	0	0	0	0	0	0	0	0	0	0	0
22:15	0	0	0	0	0	0	0	0	0	0	0	0	0	0
22:30	0	0	0	0	0	0	0	0	0	0	0	0	0	0
22:45	0	0	0	2	0	0	0	0	0	0	0	0	0	2
23:00	0	0	0	1	0	0	0	0	0	0	0	0	0	1
23:15	0	0	0	0	0	0	0	0	0	0	0	0	0	0
23:30	0	0	0	0	0	0	0	0	0	0	0	0	0	0
23:45	0	1	0	0	0	0	0	0	0	0	0	0	0	1
ADT	17	14	13	11	12	6	1	0	0	0	0	0	0	72
% of Totals	6%	13%	29%	28%	21%	2%	0%	0%	0%	0%	0%	0%	0%	100%

AM Volumes	9:00	10:00	11:00	11:30	12:00	12:30	1:00	1:30	2:00	2:30	3:00	3:30	4:00	4:30	5:00
% AMH	2%	3%	13%	12%	11%	2%	2%	0%	0%	0%	0%	0%	0%	0%	0%
AM Peak Hour	8:00	7:15	7:00	7:30	7:30	7:30	7:00								
Volume	7	7	22	26	19	3	1								
PM Volumes	14	18	18	18	9	1	0	0	0	0	0	0	0	0	0
% PMH	4%	10%	16%	16%	10%	0%	0%								
PM Peak Hour	14:30	14:15	14:30	15:00	14:15	20:45									
Volume	7	15	28	11	10										

Directional Peak Periods	AM 7-9		NOON 12-2		PM 4-6		Off Peak Volumes	
All Classes	Volume	%	Volume	%	Volume	%	Volume	%
Northbound	89	30%	28	10%	20	7%	155	53%
Southbound								

Street Name	Direction	15th	50th	Average	85th	95th	ADT
S Virginia Ave	North Bound	19	25	32	34	38	292
S Virginia Ave	South Bound	18	25	25	33	38	294

Prepared by National Data & Surveying Services
SPEED
 S Virginia Ave Bet. W Verdugo Ave & W Oak St

Day: Tuesday
 Date: 1/18/2022

City: Burbank
 Project #: CA22_020022_0295

South Bound

Time	<15	15-19	20-24	25-29	30-34	35-39	40-44	45-49	50-54	55-59	60-64	65-69	70 +	Total
0:00 AM	0	0	0	0	0	0	0	0	0	0	0	0	0	0
0:15	0	0	0	0	0	0	0	0	0	0	0	0	0	0
0:30	0	0	0	0	0	0	0	0	0	0	0	0	0	0
0:45	0	0	0	0	0	0	0	0	0	0	0	0	0	0
1:00	0	0	0	0	0	0	0	0	0	0	0	0	0	0
1:15	0	0	0	0	0	0	0	0	0	0	0	0	0	0
1:30	0	0	0	0	0	0	0	0	0	0	0	0	0	0
1:45	0	0	0	0	0	0	0	0	0	0	0	0	0	0
2:00	0	0	0	0	0	0	0	0	0	0	0	0	0	0
2:15	0	0	0	0	0	0	0	0	0	0	0	0	0	0
2:30	0	0	0	0	0	0	0	0	0	0	0	0	0	0
2:45	0	0	0	0	0	0	0	0	0	0	0	0	0	0
3:00	0	0	0	0	1	0	0	0	0	0	0	0	0	1
3:15	0	0	0	0	0	0	0	0	0	0	0	0	0	0
3:30	0	0	0	1	0	0	0	0	0	0	0	0	0	1
3:45	0	0	0	0	0	0	0	0	0	0	0	0	0	0
4:00	0	0	0	0	0	0	0	0	0	0	0	0	0	0
4:15	0	0	1	0	0	0	0	0	0	0	0	0	0	1
4:30	0	0	0	0	0	0	0	0	0	0	0	0	0	0
4:45	0	0	0	0	0	0	0	0	0	0	0	0	0	0
5:00	0	0	0	0	0	0	0	0	0	0	0	0	0	0
5:15	0	0	1	0	0	0	0	0	0	0	0	0	0	1
5:30	0	0	0	0	0	0	0	0	0	0	0	0	0	0
5:45	0	0	0	0	0	0	0	0	0	0	0	0	0	0
6:00	0	0	0	0	0	1	0	0	0	0	0	0	0	1
6:15	0	0	1	0	0	0	0	0	0	0	0	0	0	1
6:30	0	0	1	0	0	1	0	0	0	0	0	0	0	2
6:45	0	1	1	2	0	0	0	0	0	0	0	0	0	4
7:00	0	1	1	1	0	2	0	0	0	0	0	0	0	5
7:15	0	0	1	0	1	0	0	0	0	0	0	0	0	2
7:30	1	2	12	13	3	1	0	0	0	0	0	0	0	32
7:45	1	3	11	12	10	7	4	0	0	0	0	0	0	48
8:00	1	1	0	0	1	0	0	0	0	0	0	0	0	3
8:15	1	1	0	0	1	0	0	0	0	0	0	0	0	3
8:30	0	0	1	0	0	1	1	0	0	0	0	0	0	3
8:45	1	0	1	0	0	2	0	0	0	0	0	0	0	4
9:00	0	0	0	0	0	0	0	0	0	0	0	0	0	0
9:15	2	0	0	0	1	0	0	0	0	0	0	0	0	3
9:30	0	0	0	1	1	0	0	0	0	0	0	0	0	2
9:45	0	0	1	1	1	0	0	0	0	0	0	0	0	3
10:00	0	1	1	0	0	0	0	0	0	0	0	0	0	2
10:15	0	1	0	0	1	0	0	0	0	0	0	0	0	2
10:30	0	0	0	2	0	1	0	0	0	0	0	0	0	3
10:45	1	1	0	1	0	0	0	0	0	0	0	0	0	3
11:00	0	0	2	2	1	1	0	0	0	0	0	0	0	6
11:15	0	0	0	0	0	0	0	0	0	0	0	0	0	0
11:30	1	0	1	0	0	0	0	0	0	0	0	0	0	2
11:45	0	0	0	1	0	1	0	0	0	0	0	0	0	2
12:00 PM	0	0	2	2	2	1	0	0	0	0	0	0	0	7
12:15	1	3	2	0	0	0	0	0	0	0	0	0	0	6
12:30	0	0	0	0	1	0	0	0	0	0	0	0	0	1
12:45	0	0	2	0	1	0	0	0	0	0	0	0	0	3
13:00	0	1	0	1	0	0	0	0	0	0	0	0	0	2
13:15	1	0	0	3	0	0	0	0	0	0	0	0	0	4
13:30	0	0	0	0	1	0	0	0	0	0	0	0	0	1
13:45	1	0	0	0	0	0	0	0	0	0	0	0	0	1
14:00	1	0	2	0	0	1	0	0	0	0	0	0	0	4
14:15	0	0	1	1	1	0	0	0	0	0	0	0	0	3
14:30	0	0	6	6	3	0	0	0	0	0	0	0	0	15
14:45	1	2	3	4	1	0	0	0	0	0	0	0	0	11
15:00	1	7	8	11	2	0	0	0	0	0	0	0	0	19
15:15	0	0	2	2	0	1	0	0	0	0	0	0	0	5
15:30	1	0	3	1	0	0	0	0	0	0	0	0	0	5
15:45	0	0	1	2	0	0	0	0	0	0	0	0	0	3
16:00	1	0	0	3	1	0	0	0	0	0	0	0	0	5
16:15	1	1	0	0	1	0	0	0	0	0	0	0	0	3
16:30	1	1	0	0	1	0	0	0	0	0	0	0	0	3
16:45	0	0	0	0	0	0	0	0	0	0	0	0	0	0
17:00	0	3	2	1	1	0	0	0	0	0	0	0	0	7
17:15	0	0	2	0	1	0	0	0	0	0	0	0	0	3
17:30	0	1	1	2	1	0	0	0	0	0	0	0	0	5
17:45	0	1	0	2	1	0	0	0	0	0	0	0	0	4
18:00	0	1	1	0	0	0	0	0	0	0	0	0	0	2
18:15	1	0	2	0	0	0	0	0	0	0	0	0	0	3
18:30	0	0	0	3	0	0	0	0	0	0	0	0	0	3
18:45	0	2	0	0	0	0	0	0	0	0	0	0	0	2
19:00	0	0	0	2	0	0	0	0	0	0	0	0	0	2
19:15	0	1	0	0	1	0	0	0	0	0	0	0	0	2
19:30	0	0	1	1	1	1	0	0	0	0	0	0	0	4
19:45	0	0	0	0	0	0	0	0	0	0	0	0	0	0
20:00	0	0	0	0	1	0	0	0	0	0	0	0	0	1
20:15	0	0	0	1	2	0	0	0	0	0	0	0	0	3
20:30	2	0	0	1	0	0	0	0	0	0	0	0	0	3
20:45	0	0	0	1	0	0	0	0	0	0	0	0	0	1
21:00	0	0	0	0	0	1	0	0	0	0	0	0	0	1
21:15	0	0	0	0	0	0	0	0	0	0	0	0	0	0
21:30	0	1	0	0	0	0	0	0	0	0	0	0	0	1
21:45	0	0	0	1	0	0	0	0	0	0	0	0	0	1
22:00	0	0	0	0	0	0	0	0	0	0	0	0	0	0
22:15	0	0	0	0	1	0	0	0	0	0	0	0	0	1
22:30	0	0	0	0	0	0	0	0	0	0	0	0	0	0
22:45	0	0	0	0	0	0	0	0	0	0	0	0	0	0
23:00	0	0	0	0	0	0	0	0	0	0	0	0	0	0
23:15	0	0	1	0	0	0	0	0	0	0	0	0	0	1
23:30	1	0	0	0	0	0	0	0	0	0	0	0	0	1
23:45	0	0	1	0	0	0	0	0	0	0	0	0	0	1
ADT Totals	72	17	11	17	6	15	8							170
% of Totals	8%	13%	28%	26%	16%	9%	2%							100%
AM Volumes	9	12	17	17	23	18	5							141
% AMH	3%	4%	13%	13%	8%	6%	2%							48%
AM Peak Hour	7:30	7:30	7:30	7:30	7:15	7:30	7:45							7:30
Volume	7	7	25	26	15	10	5							87
PM Volumes	14	25	44	40	43	7								158
% PM	5%	9%	15%	14%	8%	2%								53%
PM Peak Hour	13:15	14:15	14:30	14:30	14:15	12:00								14:30
Volume	1	5	19	15	7									50
Directional Peak Periods														
All Classes	Volume	AM 7-9				NOON 12-2				PM 4-6				Off Peak Volumes
	100	←→ 34%				←→ 9%				←→ 10%				139 ←→ 47%
Street Name	Direction	Percentiles												
		15th	50th	Average	85th	95th							ADT	
S Virginia Ave	North Bound	19	25	25	32	34							292	
S Virginia Ave	South Bound	18	25	25	33	38							294	

SPEED

S Virginia Ave Bet. W Verdugo Ave & W Oak St

Day: Tuesday
Date: 1/18/2022

City: Burbank
Project #: CA22_020022_029

Summary

Time	<15	15-19	20-24	25-29	30-34	35-39	40-44	45-49	50-54	55-59	60-64	65-69	70+	Total
0:00 AM	0	0	0	0	0	0	0	0	0	0	0	0	0	0
0:15	0	0	0	0	0	0	0	0	0	0	0	0	0	0
0:30	0	0	0	0	0	0	0	0	0	0	0	0	0	0
0:45	0	0	1	0	0	0	0	0	0	0	0	0	0	1
1:00	0	0	0	0	0	0	0	0	0	0	0	0	0	0
1:15	0	0	0	0	0	0	0	0	0	0	0	0	0	0
1:30	0	0	0	0	0	0	0	0	0	0	0	0	0	0
1:45	0	0	0	0	0	0	0	0	0	0	0	0	0	0
2:00	0	0	0	0	1	0	0	0	0	0	0	0	0	1
2:15	0	0	0	0	0	0	0	0	0	0	0	0	0	0
2:30	0	0	0	0	0	0	0	0	0	0	0	0	0	0
2:45	0	0	0	0	0	0	0	0	0	0	0	0	0	0
3:00	0	0	0	0	1	0	0	0	0	0	0	0	0	1
3:15	0	0	0	0	0	0	0	0	0	0	0	0	0	0
3:30	0	0	0	1	0	0	0	0	0	0	0	0	0	1
3:45	0	0	0	0	0	0	0	0	0	0	0	0	0	0
4:00	0	0	0	0	0	0	0	0	0	0	0	0	0	0
4:15	0	0	1	0	0	0	0	0	0	0	0	0	0	1
4:30	0	0	0	0	0	0	0	0	0	0	0	0	0	0
4:45	0	0	0	0	0	0	0	0	0	0	0	0	0	0
5:00	0	0	0	0	0	0	0	0	0	0	0	0	0	0
5:15	0	0	1	0	0	0	0	0	0	0	0	0	0	1
5:30	0	0	0	0	0	0	0	0	0	0	0	0	0	0
5:45	1	0	0	0	0	0	0	0	0	0	0	0	0	1
6:00	0	0	0	0	0	1	0	0	0	0	0	0	0	1
6:15	0	0	2	0	0	0	0	0	0	0	0	0	0	2
6:30	0	0	2	0	0	1	0	0	0	0	0	0	0	3
6:45	1	1	2	3	0	0	0	0	0	0	0	0	0	7
7:00	0	1	2	3	1	2	0	0	0	0	0	0	0	9
7:15	0	2	0	1	0	1	0	0	0	0	0	0	0	3
7:30	1	5	20	18	9	1	0	0	0	0	0	0	0	54
7:45	1	6	23	30	21	8	5	0	0	0	0	0	0	94
8:00	1	2	1	2	2	1	0	0	0	0	0	0	0	9
8:15	2	1	0	1	2	0	1	0	0	0	0	0	0	7
8:30	0	0	2	0	1	1	1	0	0	0	0	0	0	5
8:45	2	1	1	1	1	2	0	0	0	0	0	0	0	8
9:00	0	0	2	1	2	0	0	0	0	0	0	0	0	5
9:15	2	0	0	1	2	0	0	0	0	0	0	0	0	5
9:30	0	1	0	1	2	0	0	0	0	0	0	0	0	4
9:45	0	1	3	1	1	0	0	0	0	0	0	0	0	6
10:00	0	1	2	0	1	0	0	0	0	0	0	0	0	4
10:15	0	1	0	0	1	0	0	0	0	0	0	0	0	2
10:30	0	0	0	5	1	0	0	0	0	0	0	0	0	7
10:45	1	1	0	1	0	0	0	0	0	0	0	0	0	3
11:00	0	0	2	2	2	3	0	0	0	0	0	0	0	9
11:15	1	0	3	0	1	0	0	0	0	0	0	0	0	5
11:30	1	0	2	0	0	0	0	0	0	0	0	0	0	3
11:45	0	0	0	1	2	0	0	0	0	0	0	0	0	4
12:00 PM	0	0	3	3	2	1	0	0	0	0	0	0	0	9
12:15	1	4	2	1	0	0	0	0	0	0	0	0	0	8
12:30	0	2	0	2	2	0	0	0	0	0	0	0	0	6
12:45	1	1	2	2	3	0	0	0	0	0	0	0	0	9
13:00	1	1	2	1	1	0	0	0	0	0	0	0	0	6
13:15	1	1	2	3	0	0	0	0	0	0	0	0	0	7
13:30	0	0	1	1	2	0	0	0	0	0	0	0	0	4
13:45	1	0	0	2	1	0	0	0	0	0	0	0	0	4
14:00	1	0	4	1	2	1	0	0	0	0	0	0	0	9
14:15	0	0	2	4	5	0	0	0	0	0	0	0	0	11
14:30	1	0	9	8	4	0	0	0	0	0	0	0	0	22
14:45	2	4	5	5	3	0	0	0	0	0	0	0	0	19
15:00	5	21	27	14	5	0	0	0	0	0	0	0	0	62
15:15	1	0	6	6	0	1	0	0	0	0	0	0	0	14
15:30	1	0	3	1	1	0	0	0	0	0	0	0	0	6
15:45	0	1	1	6	1	0	0	0	0	0	0	0	0	9
16:00	1	0	0	3	1	0	0	0	0	0	0	0	0	5
16:15	1	2	0	2	1	0	0	0	0	0	0	0	0	6
16:30	1	1	1	2	1	1	0	0	0	0	0	0	0	7
16:45	0	0	0	0	0	0	0	0	0	0	0	0	0	0
17:00	0	4	2	4	1	0	0	0	0	0	0	0	0	11
17:15	0	1	2	0	1	0	0	0	0	0	0	0	0	4
17:30	0	1	2	6	1	0	0	0	0	0	0	0	0	10
17:45	0	1	2	2	2	0	0	0	0	0	0	0	0	7
18:00	0	1	1	2	2	0	0	0	0	0	0	0	0	6
18:15	1	1	3	1	0	0	0	0	0	0	0	0	0	6
18:30	0	0	1	3	0	0	0	0	0	0	0	0	0	4
18:45	0	2	3	3	0	0	0	0	0	0	0	0	0	8
19:00	1	0	1	2	1	0	0	0	0	0	0	0	0	5
19:15	0	2	0	0	1	0	0	0	0	0	0	0	0	3
19:30	0	0	2	1	3	1	0	0	0	0	0	0	0	7
19:45	0	0	0	0	0	1	0	0	0	0	0	0	0	1
20:00	0	0	0	0	1	0	0	0	0	0	0	0	0	1
20:15	0	0	0	2	2	0	0	0	0	0	0	0	0	4
20:30	3	0	0	1	0	0	0	0	0	0	0	0	0	4
20:45	1	0	0	1	0	0	0	0	0	0	0	0	0	2
21:00	0	0	0	0	2	1	0	0	0	0	0	0	0	3
21:15	0	0	0	0	0	0	0	0	0	0	0	0	0	0
21:30	0	1	0	0	0	1	0	0	0	0	0	0	0	2
21:45	0	0	0	1	0	0	0	0	0	0	0	0	0	1
22:00	0	0	0	0	0	0	0	0	0	0	0	0	0	0
22:15	0	0	0	0	0	1	0	0	0	0	0	0	0	1
22:30	0	0	0	0	0	0	0	0	0	0	0	0	0	0
22:45	0	0	0	2	0	0	0	0	0	0	0	0	0	2
23:00	0	0	0	1	0	0	0	0	0	0	0	0	0	1
23:15	0	0	1	0	0	0	0	0	0	0	0	0	0	1
23:30	1	0	0	0	0	0	0	0	0	0	0	0	0	1
23:45	0	1	1	0	0	0	0	0	0	0	0	0	0	2
Totals	42	72	162	162	111	51	6	0	0	0	0	0	0	516
% of Totals	7%	13%	28%	27%	18%	9%	1%	0%	0%	0%	0%	0%	0%	100%

AM Volumes	14	27	74	77	55	23	6	0	0	0	0	0	0	268		
% AMH	28	46	139	150	99	46	14	0	0	0	0	0	0	436		
AM Peak Hour	7:30	7:30	7:30	7:30	7:30	7:30	7:45							7:30		
Volume	5	14	47	51	34	11	6							164		
PM Volumes	46	55	52	58	51	8	0	0	0	0	0	0	0	550		
% PM	46%	9%	16%	15%	9%	3%	0%							55%		
PM Peak Hour	16:30	16:30	16:30	16:30	16:15	20:45								16:30		
Volume	1	25	47	23	17									117		
Directional Peak Periods		AM 7-9			NOON 12-2			PM 4-6			Off Peak Volumes					
All Classes	Volume	189	←→	32%	Volume	53	←→	9%	Volume	50	←→	9%	Volume	294	←→	50%

Street Name	Direction	15th	50th	Average	85th	95th	ADT
S Virginia Ave	Summary	18	25	25	33	36	586

SPEED

S Virginia Ave Bet. W Verdugo Ave & W Oak St

Day: Tuesday
Date: 1/18/2022

City: Burbank
Project #: CA22_020022_029n

North Bound

Time	< 15	15 - 19	20 - 24	25 - 29	30 - 34	35 - 39	40 - 44	45 - 49	50 - 54	55 - 59	60 - 64	65 - 69	70 +	Total
0:00 AM	0	0	1	0	0	0	0	0	0	0	0	0	0	1
1:00	0	0	0	0	0	0	0	0	0	0	0	0	0	0
2:00	0	0	0	0	1	0	0	0	0	0	0	0	0	1
3:00	0	0	0	0	0	0	0	0	0	0	0	0	0	0
4:00	0	0	0	0	0	0	0	0	0	0	0	0	0	0
5:00	1	0	0	0	0	0	0	0	0	0	0	0	0	1
6:00	1	0	3	1	0	0	0	0	0	0	0	0	0	5
7:00	0	6	22	25	18	1	1	0	0	0	0	0	0	73
8:00	2	2	2	4	4	2	0	0	0	0	0	0	0	16
9:00	0	2	4	2	4	0	0	0	0	0	0	0	0	12
10:00	0	0	1	3	2	0	0	0	0	0	0	0	0	6
11:00	1	0	4	0	3	2	0	0	0	0	0	0	0	10
12:00 PM	1	4	1	6	3	0	0	0	0	0	0	0	0	15
13:00	1	1	5	3	3	0	0	0	0	0	0	0	0	13
14:00	2	2	8	7	9	0	0	0	0	0	0	0	0	28
15:00	5	15	23	11	5	0	0	0	0	0	0	0	0	59
16:00	0	1	1	4	1	0	0	0	0	0	0	0	0	7
17:00	0	2	3	7	1	0	0	0	0	0	0	0	0	13
18:00	0	1	5	6	2	0	0	0	0	0	0	0	0	14
19:00	1	1	2	0	4	0	0	0	0	0	0	0	0	8
20:00	2	0	0	1	0	0	0	0	0	0	0	0	0	3
21:00	0	0	0	0	2	1	0	0	0	0	0	0	0	3
22:00	0	0	0	2	0	0	0	0	0	0	0	0	0	2
23:00	0	1	0	1	0	0	0	0	0	0	0	0	0	2
Totals	17	38	85	83	62	6	1							292
% of Totals	6%	13%	29%	28%	21%	2%	0%							100%

AM Volumes	5	10	37	35	32	5	1	0	0	0	0	0	0	125	
% AM	2%	3%	13%	12%	11%	2%	0%							43%	
AM Peak Hour	8:00	7:00	7:00	7:00	7:00	8:00	7:00							7:00	
Volume	2	6	22	25	18	2	1							73	
PM Volumes	12	28	48	48	30	1	0	0	0	0	0	0	0	167	
% PM	4%	10%	16%	16%	10%	0%								57%	
PM Peak Hour	15:00	15:00	15:00	15:00	14:00	21:00								15:00	
Volume	5	15	23	11	9	1								59	
Directional Peak Periods		AM 7-9				NOON 12-2				PM 4-6				Off Peak Volumes	
All Speeds		Volume	%		Volume	%		Volume	%		Volume	%			
		89	↔	30%	28	↔	10%	20	↔	7%	155	↔	53%		

Street Name	Direction	Percentiles					
		15th	50th	Average	85th	95th	ADT
S Virginia Ave	North Bound	19	25	25	32	34	292
S Virginia Ave	South Bound	18	25	25	33	38	294

SPEED

S Virginia Ave Bet. W Verdugo Ave & W Oak St

Day: Tuesday
Date: 1/18/2022

City: Burbank
Project #: CA22_020022_029s

South Bound

Time	< 15	15 - 19	20 - 24	25 - 29	30 - 34	35 - 39	40 - 44	45 - 49	50 - 54	55 - 59	60 - 64	65 - 69	70 +	Total
0:00 AM	0	0	0	0	0	0	0	0	0	0	0	0	0	0
1:00	0	0	0	0	0	0	0	0	0	0	0	0	0	0
2:00	0	0	0	0	0	0	0	0	0	0	0	0	0	0
3:00	0	0	0	1	1	0	0	0	0	0	0	0	0	2
4:00	0	0	1	0	0	0	0	0	0	0	0	0	0	1
5:00	0	0	1	0	0	0	0	0	0	0	0	0	0	1
6:00	0	1	3	2	0	2	0	0	0	0	0	0	0	8
7:00	2	6	25	26	14	10	4	0	0	0	0	0	0	87
8:00	3	2	2	0	2	3	1	0	0	0	0	0	0	13
9:00	2	0	1	2	3	0	0	0	0	0	0	0	0	8
10:00	1	3	1	3	1	1	0	0	0	0	0	0	0	10
11:00	1	0	3	3	2	2	0	0	0	0	0	0	0	11
12:00 PM	1	3	6	2	4	1	0	0	0	0	0	0	0	17
13:00	2	1	0	4	1	0	0	0	0	0	0	0	0	8
14:00	2	2	12	11	5	1	0	0	0	0	0	0	0	33
15:00	2	7	14	6	2	1	0	0	0	0	0	0	0	32
16:00	3	2	0	3	2	1	0	0	0	0	0	0	0	11
17:00	0	5	5	5	4	0	0	0	0	0	0	0	0	19
18:00	1	3	3	3	0	0	0	0	0	0	0	0	0	10
19:00	0	1	1	3	2	1	0	0	0	0	0	0	0	8
20:00	2	0	1	2	3	0	0	0	0	0	0	0	0	8
21:00	0	1	0	1	0	1	0	0	0	0	0	0	0	3
22:00	0	0	0	0	0	1	0	0	0	0	0	0	0	1
23:00	1	0	2	0	0	0	0	0	0	0	0	0	0	3
Totals	23	37	81	77	46	25	5							294
% of Totals	8%	13%	28%	26%	16%	9%	2%							100%

AM Volumes	9	12	37	37	23	18	5	0	0	0	0	0	0	141		
% AM	3%	4%	13%	13%	8%	6%	2%							48%		
AM Peak Hour	8:00	7:00	7:00	7:00	7:00	7:00	7:00							7:00		
Volume	3	6	25	26	14	10	4							87		
PM Volumes	14	25	44	40	23	7	0	0	0	0	0	0	0	153		
% PM	5%	9%	15%	14%	8%	2%								52%		
PM Peak Hour	16:00	15:00	15:00	14:00	14:00	12:00								14:00		
Volume	3	7	14	11	5	1								33		
Directional Peak Periods		AM 7-9				NOON 12-2			PM 4-6			Off Peak Volumes				
All Speeds		Volume	↔		%	Volume	↔		%	Volume	↔		%	Volume	↔	
		100			34%	25			9%	30			10%	139		

Street Name	Direction	Percentiles					
		15th	50th	Average	85th	95th	ADT
S Virginia Ave	North Bound	19	25	25	32	34	292
S Virginia Ave	South Bound	18	25	25	33	38	294

SPEED

S Virginia Ave Bet. W Verdugo Ave & W Oak St

Day: Tuesday
Date: 1/18/2022

City: Burbank
Project #: CA22_020022_029

Summary

Time	< 15	15 - 19	20 - 24	25 - 29	30 - 34	35 - 39	40 - 44	45 - 49	50 - 54	55 - 59	60 - 64	65 - 69	70 +	Total
0:00 AM	0	0	1	0	0	0	0	0	0	0	0	0	0	1
1:00	0	0	0	0	0	0	0	0	0	0	0	0	0	0
2:00	0	0	0	0	1	0	0	0	0	0	0	0	0	1
3:00	0	0	0	1	1	0	0	0	0	0	0	0	0	2
4:00	0	0	1	0	0	0	0	0	0	0	0	0	0	1
5:00	1	0	1	0	0	0	0	0	0	0	0	0	0	2
6:00	1	1	6	3	0	2	0	0	0	0	0	0	0	13
7:00	2	12	47	51	32	11	5	0	0	0	0	0	0	160
8:00	5	4	4	4	6	5	1	0	0	0	0	0	0	29
9:00	2	2	5	4	7	0	0	0	0	0	0	0	0	20
10:00	1	3	2	6	3	1	0	0	0	0	0	0	0	16
11:00	2	0	7	3	5	4	0	0	0	0	0	0	0	21
12:00 PM	2	7	7	8	7	1	0	0	0	0	0	0	0	32
13:00	3	2	5	7	4	0	0	0	0	0	0	0	0	21
14:00	4	4	20	18	14	1	0	0	0	0	0	0	0	61
15:00	7	22	37	17	7	1	0	0	0	0	0	0	0	91
16:00	3	3	1	7	3	1	0	0	0	0	0	0	0	18
17:00	0	7	8	12	5	0	0	0	0	0	0	0	0	32
18:00	1	4	8	9	2	0	0	0	0	0	0	0	0	24
19:00	1	2	3	3	6	1	0	0	0	0	0	0	0	16
20:00	4	0	1	3	3	0	0	0	0	0	0	0	0	11
21:00	0	1	0	1	2	2	0	0	0	0	0	0	0	6
22:00	0	0	0	2	0	1	0	0	0	0	0	0	0	3
23:00	1	1	2	1	0	0	0	0	0	0	0	0	0	5
Totals	40	75	166	160	108	31	6							586
% of Totals	7%	13%	28%	27%	18%	5%	1%							100%

AM Volumes	14	22	74	72	55	23	6	0	0	0	0	0	0	266		
% AM	2%	4%	13%	12%	9%	4%	1%							45%		
AM Peak Hour	8:00	7:00	7:00	7:00	7:00	7:00	7:00							7:00		
Volume	5	12	47	51	32	11	5							160		
PM Volumes	26	53	92	88	53	8	0	0	0	0	0	0	0	320		
% PM	4%	9%	16%	15%	9%	1%								55%		
PM Peak Hour	15:00	15:00	15:00	14:00	14:00	21:00								15:00		
Volume	7	22	37	18	14	2								91		
Directional Peak Periods		AM 7-9				NOON 12-2			PM 4-6			Off Peak Volumes				
All Speeds		Volume	↔		%	Volume	↔		%	Volume	↔		%	Volume	↔	
		189			32%	53			9%	50			9%	294		

Street Name	Direction	Percentiles					
		15th	50th	Average	85th	95th	ADT
S Virginia Ave	Summary	18	25	25	33	36	586

VOLUME

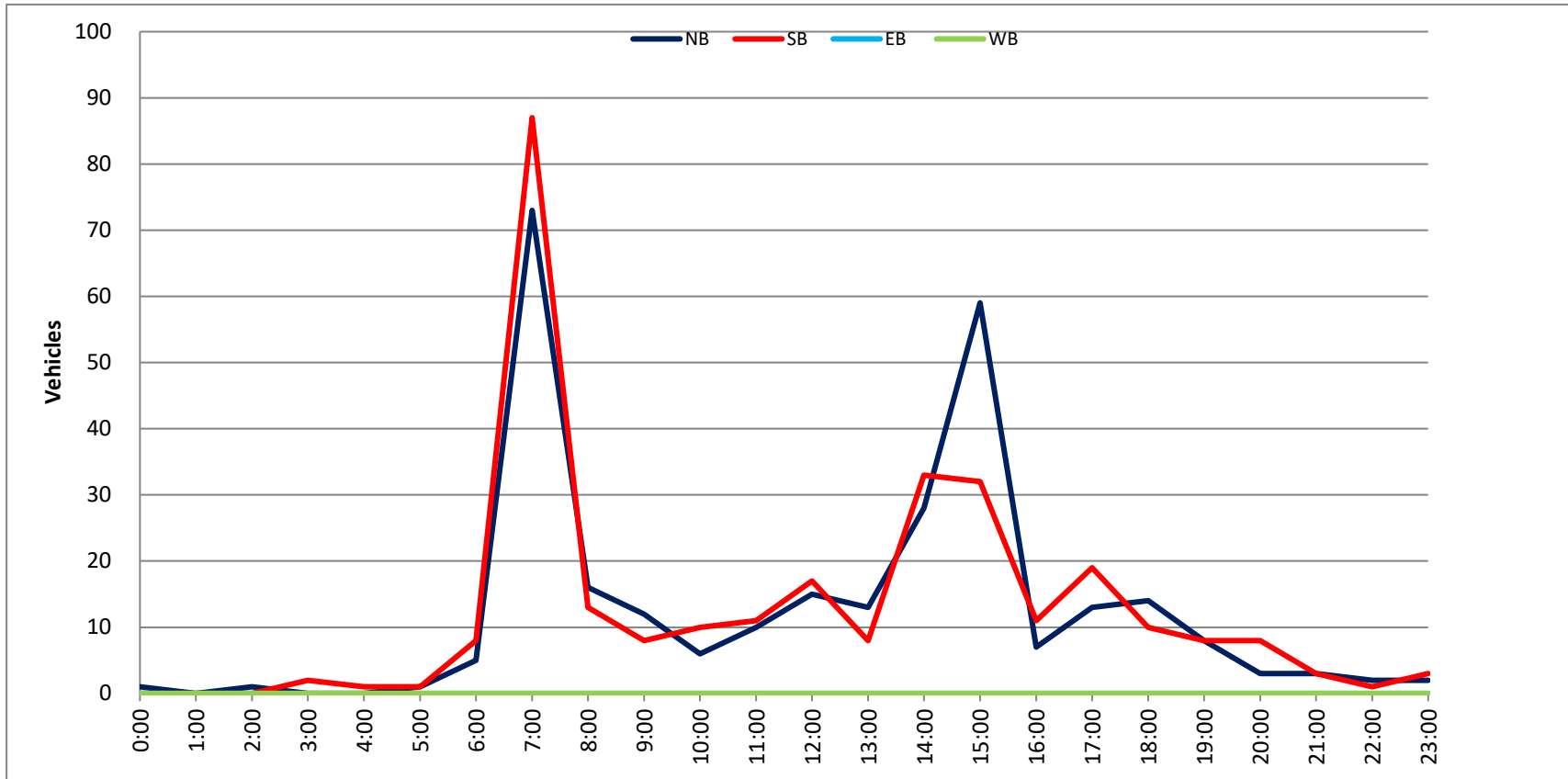
S Virginia Ave Bet. W Verdugo Ave & W Oak St

Day: Tuesday
 Date: 1/18/2022

City: Burbank
 Project #: CA22_020022_029

DAILY TOTALS					NB	SB	EB	WB	Total		
					292	294	0	0	586		
AM Period	NB	SB	EB	WB	TOTAL	PM Period	NB	SB	EB	WB	TOTAL
0:00	0	0	0	0		12:00	2	7	0	0	9
0:15	0	0	0	0		12:15	2	6	0	0	8
0:30	0	0	0	0		12:30	5	1	0	0	6
0:45	1	1	0	0	1 1	12:45	6	15	3	17	32
1:00	0	0	0	0		13:00	4	2	0	0	6
1:15	0	0	0	0		13:15	3	4	0	0	7
1:30	0	0	0	0		13:30	3	1	0	0	4
1:45	0	0	0	0		13:45	3	13	1	8	21
2:00	1	0	0	0	1	14:00	5	4	0	0	9
2:15	0	0	0	0		14:15	8	3	0	0	11
2:30	0	0	0	0		14:30	7	15	0	0	22
2:45	0	1	0	0	1	14:45	8	28	11	33	61
3:00	0	1	0	0	1	15:00	43	19	0	0	62
3:15	0	0	0	0		15:15	9	5	0	0	14
3:30	0	1	0	0	1	15:30	1	5	0	0	6
3:45	0	0	2	0	2	15:45	6	59	3	32	91
4:00	0	0	0	0		16:00	0	5	0	0	5
4:15	0	1	0	0	1	16:15	3	3	0	0	6
4:30	0	0	0	0		16:30	4	3	0	0	7
4:45	0	0	1	0	1	16:45	0	7	0	11	18
5:00	0	0	0	0		17:00	4	7	0	0	11
5:15	0	1	0	0	1	17:15	1	3	0	0	4
5:30	0	0	0	0		17:30	5	5	0	0	10
5:45	1	1	0	0	2	17:45	3	13	4	19	32
6:00	0	1	0	0	1	18:00	4	2	0	0	6
6:15	1	1	0	0	2	18:15	3	3	0	0	6
6:30	1	2	0	0	3	18:30	1	3	0	0	4
6:45	3	5	4	8	13	18:45	6	14	2	10	24
7:00	4	5	0	0	9	19:00	3	2	0	0	5
7:15	1	2	0	0	3	19:15	1	2	0	0	3
7:30	22	32	0	0	54	19:30	3	4	0	0	7
7:45	46	73	48	87	160	19:45	1	8	0	8	16
8:00	6	3	0	0	9	20:00	0	1	0	0	1
8:15	4	3	0	0	7	20:15	1	3	0	0	4
8:30	2	3	0	0	5	20:30	1	3	0	0	4
8:45	4	16	4	13	29	20:45	1	3	1	8	11
9:00	5	0	0	0	5	21:00	2	1	0	0	3
9:15	2	3	0	0	5	21:15	0	0	0	0	
9:30	2	2	0	0	4	21:30	1	1	0	0	2
9:45	3	12	3	8	20	21:45	0	3	1	3	6
10:00	2	2	0	0	4	22:00	0	0	0	0	
10:15	0	2	0	0	2	22:15	0	1	0	0	1
10:30	4	3	0	0	7	22:30	0	0	0	0	
10:45	0	6	3	10	16	22:45	2	2	0	1	3
11:00	3	6	0	0	9	23:00	1	0	0	0	1
11:15	5	0	0	0	5	23:15	0	1	0	0	1
11:30	1	2	0	0	3	23:30	0	1	0	0	1
11:45	1	10	3	11	21	23:45	1	2	1	3	5
TOTALS	125	141			266	TOTALS	167	153			320
SPLIT %	47.0%	53.0%			45.4%	SPLIT %	52.2%	47.8%			54.6%

DAILY TOTALS					NB	SB	EB	WB	Total
					292	294	0	0	586
AM Peak Hour	7:30	7:00		7:30	PM Peak Hour	14:30	14:30	14:30	
AM Pk Volume	78	87		164	PM Pk Volume	67	50	117	
Pk Hr Factor	0.424	0.453		0.436	Pk Hr Factor	0.390	0.658	0.472	
7 - 9 Volume	89	100	0	189	4 - 6 Volume	20	30	50	0
7 - 9 Peak Hour	7:30	7:00		7:30	4 - 6 Peak Hour	17:00	17:00	17:00	0
7 - 9 Pk Volume	78	87	0	164	4 - 6 Pk Volume	13	19	32	0
Pk Hr Factor	0.424	0.453	0.000	0.436	Pk Hr Factor	0.650	0.679	0.727	0.000



SPEED

S Virginia Ave Bet. W Verdugo Ave & W Oak St

Day: Wednesday
Date: 1/19/2022

City: Burbank
Project #: CA22_020022_029

Summary

Table with columns: Time, <15, 15-19, 20-24, 25-29, 30-34, 35-39, 40-44, 45-49, 50-54, 55-59, 60-64, 65-69, 70+, Total. Rows list hourly traffic counts from 0:00 AM to 23:45.

Summary statistics including AM Volumes, PM Volumes, Directional Peak Periods (AM 7-9, NOON 12-2, PM 4-6, Off Peak Volumes), and Percentiles (15th, 50th, Average, 85th, 95th, ADT).

Street Name, Direction, 15th, 50th, Average, 85th, 95th, ADT. Summary row for S Virginia Ave.

SPEED

S Virginia Ave Bet. W Verdugo Ave & W Oak St

Day: Wednesday

Date: 1/19/2022

City: Burbank

Project #: CA22_020022_029n

North Bound

Time	< 15	15 - 19	20 - 24	25 - 29	30 - 34	35 - 39	40 - 44	45 - 49	50 - 54	55 - 59	60 - 64	65 - 69	70 +	Total
0:00 AM	1	0	1	0	0	0	0	0	0	0	0	0	0	2
1:00	0	0	0	0	0	0	0	0	0	0	0	0	0	0
2:00	0	0	0	0	0	0	0	0	0	0	0	0	0	0
3:00	0	0	0	0	0	0	0	0	0	0	0	0	0	0
4:00	0	0	0	0	0	0	0	0	0	0	0	0	0	0
5:00	1	0	1	0	0	0	0	0	0	0	0	0	0	2
6:00	0	4	3	2	0	0	0	0	0	0	0	0	0	9
7:00	2	8	25	24	5	1	0	0	0	0	0	0	0	65
8:00	1	3	4	2	3	1	0	0	0	0	0	0	0	14
9:00	1	1	5	4	1	1	0	0	0	0	0	0	0	13
10:00	0	1	3	1	3	1	0	0	0	0	0	0	0	9
11:00	1	4	3	1	1	1	0	0	0	0	0	0	0	11
12:00 PM	2	1	5	2	4	0	0	0	0	0	0	0	0	14
13:00	0	6	1	3	2	1	0	0	0	0	0	0	0	13
14:00	3	2	2	4	2	0	0	0	0	0	0	0	0	13
15:00	8	7	16	15	4	1	0	0	0	0	0	0	0	51
16:00	1	3	7	6	1	0	0	0	0	0	0	0	0	18
17:00	1	0	2	5	2	0	0	0	0	0	0	0	0	10
18:00	0	0	2	3	0	1	0	0	0	0	0	0	0	6
19:00	1	1	4	3	1	0	0	0	0	0	0	0	0	10
20:00	0	1	1	0	1	1	0	0	0	0	0	0	0	4
21:00	0	0	1	2	1	0	0	0	0	0	0	0	0	4
22:00	0	0	2	2	0	1	0	0	0	0	0	0	0	5
23:00	0	0	0	0	0	0	0	0	0	0	0	0	0	0
Totals	23	42	88	79	31	10								273
% of Totals	8%	15%	32%	29%	11%	4%								100%

AM Volumes	7	21	45	34	13	5	0	0	0	0	0	0	0	125		
% AM	3%	8%	16%	12%	5%	2%								46%		
AM Peak Hour	7:00	7:00	7:00	7:00	7:00	7:00								7:00		
Volume	2	8	25	24	5	1								65		
PM Volumes	16	21	43	45	18	5	0	0	0	0	0	0	0	148		
% PM	6%	8%	16%	16%	7%	2%								54%		
PM Peak Hour	15:00	15:00	15:00	15:00	12:00	13:00								15:00		
Volume	8	7	16	15	4	1								51		
Directional Peak Periods		AM 7-9				NOON 12-2			PM 4-6			Off Peak Volumes				
All Speeds		Volume	↔		%	Volume	↔		%	Volume	↔		%	Volume	↔	
		79			29%	27			10%	28			10%	139		

Street Name	Direction	Percentiles					
		15th	50th	Average	85th	95th	ADT
S Virginia Ave	North Bound	17	24	24	30	34	273
S Virginia Ave	South Bound	15	23	23	30	34	300

SPEED

S Virginia Ave Bet. W Verdugo Ave & W Oak St

Day: Wednesday

Date: 1/19/2022

City: Burbank

Project #: CA22_020022_029s

South Bound

Time	< 15	15 - 19	20 - 24	25 - 29	30 - 34	35 - 39	40 - 44	45 - 49	50 - 54	55 - 59	60 - 64	65 - 69	70 +	Total
0:00 AM	0	0	0	0	0	0	0	0	0	0	0	0	0	0
1:00	0	0	0	0	0	0	0	0	0	0	0	0	0	0
2:00	0	0	0	0	0	0	0	0	0	0	0	0	0	0
3:00	0	0	0	0	0	0	0	0	0	0	0	0	0	0
4:00	0	0	1	0	0	0	0	0	0	0	0	0	0	1
5:00	0	0	1	1	0	0	0	0	0	0	0	0	0	2
6:00	0	0	5	1	2	1	0	0	0	0	0	0	0	9
7:00	9	19	27	28	13	0	1	0	0	0	0	0	0	97
8:00	3	1	3	4	0	1	0	0	0	0	0	0	0	12
9:00	1	2	2	1	2	0	0	0	0	0	0	0	0	8
10:00	3	1	2	2	1	0	0	0	0	0	0	0	0	9
11:00	2	3	2	7	0	0	0	0	0	0	0	0	0	14
12:00 PM	2	0	7	3	1	0	0	0	0	0	0	0	0	13
13:00	2	1	4	1	5	0	0	0	0	0	0	0	0	13
14:00	7	8	9	10	3	2	0	0	0	0	0	0	0	39
15:00	7	7	6	10	2	1	0	0	0	0	0	0	0	33
16:00	5	5	7	3	3	0	0	0	0	0	0	0	0	23
17:00	0	0	0	2	3	0	0	0	0	0	0	0	0	5
18:00	4	1	2	3	0	0	0	0	0	0	0	0	0	10
19:00	1	0	1	1	1	0	0	0	0	0	0	0	0	4
20:00	0	1	0	0	0	0	0	0	0	0	0	0	0	1
21:00	0	1	3	0	2	0	0	0	0	0	0	0	0	6
22:00	0	0	0	0	0	0	0	0	0	0	0	0	0	0
23:00	0	0	1	0	0	0	0	0	0	0	0	0	0	1
Totals	46	50	83	77	38	5	1							300
% of Totals	15%	17%	28%	26%	13%	2%	0%							100%

AM Volumes	18	26	43	44	18	2	1	0	0	0	0	0	0	152		
% AM	6%	9%	14%	15%	6%	1%	0%							51%		
AM Peak Hour	7:00	7:00	7:00	7:00	7:00	6:00	7:00							7:00		
Volume	9	19	27	28	13	1	1							97		
PM Volumes	28	24	40	33	20	3	0	0	0	0	0	0	0	148		
% PM	9%	8%	13%	11%	7%	1%								49%		
PM Peak Hour	14:00	14:00	14:00	14:00	13:00	14:00								14:00		
Volume	7	8	9	10	5	2								39		
Directional Peak Periods		AM 7-9				NOON 12-2				PM 4-6				Off Peak Volumes		
All Speeds		Volume	↔		%	Volume	↔		%	Volume	↔		%	Volume	↔	
		109			36%	26			9%	28			9%	137		

Street Name	Direction	Percentiles					
		15th	50th	Average	85th	95th	ADT
S Virginia Ave	North Bound	17	24	24	30	34	273
S Virginia Ave	South Bound	15	23	23	30	34	300

SPEED

S Virginia Ave Bet. W Verdugo Ave & W Oak St

Day: Wednesday

Date: 1/19/2022

City: Burbank

Project #: CA22_020022_029

Summary

Time	< 15	15 - 19	20 - 24	25 - 29	30 - 34	35 - 39	40 - 44	45 - 49	50 - 54	55 - 59	60 - 64	65 - 69	70 +	Total
0:00 AM	1	0	1	0	0	0	0	0	0	0	0	0	0	2
1:00	0	0	0	0	0	0	0	0	0	0	0	0	0	0
2:00	0	0	0	0	0	0	0	0	0	0	0	0	0	0
3:00	0	0	0	0	0	0	0	0	0	0	0	0	0	0
4:00	0	0	1	0	0	0	0	0	0	0	0	0	0	1
5:00	1	0	2	1	0	0	0	0	0	0	0	0	0	4
6:00	0	4	8	3	2	1	0	0	0	0	0	0	0	18
7:00	11	27	52	52	18	1	1	0	0	0	0	0	0	162
8:00	4	4	7	6	3	2	0	0	0	0	0	0	0	26
9:00	2	3	7	5	3	1	0	0	0	0	0	0	0	21
10:00	3	2	5	3	4	1	0	0	0	0	0	0	0	18
11:00	3	7	5	8	1	1	0	0	0	0	0	0	0	25
12:00 PM	4	1	12	5	5	0	0	0	0	0	0	0	0	27
13:00	2	7	5	4	7	1	0	0	0	0	0	0	0	26
14:00	10	10	11	14	5	2	0	0	0	0	0	0	0	52
15:00	15	14	22	25	6	2	0	0	0	0	0	0	0	84
16:00	6	8	14	9	4	0	0	0	0	0	0	0	0	41
17:00	1	0	2	7	5	0	0	0	0	0	0	0	0	15
18:00	4	1	4	6	0	1	0	0	0	0	0	0	0	16
19:00	2	1	5	4	2	0	0	0	0	0	0	0	0	14
20:00	0	2	1	0	1	1	0	0	0	0	0	0	0	5
21:00	0	1	4	2	3	0	0	0	0	0	0	0	0	10
22:00	0	0	2	2	0	1	0	0	0	0	0	0	0	5
23:00	0	0	1	0	0	0	0	0	0	0	0	0	0	1
Totals	69	92	171	156	69	15	1							573
% of Totals	12%	16%	30%	27%	12%	3%	0%							100%

AM Volumes	25	47	88	78	31	7	1	0	0	0	0	0	0	277		
% AM	4%	8%	15%	14%	5%	1%	0%							48%		
AM Peak Hour	7:00	7:00	7:00	7:00	7:00	8:00	7:00							7:00		
Volume	11	27	52	52	18	2	1							162		
PM Volumes	44	45	83	78	38	8	0	0	0	0	0	0	0	296		
% PM	8%	8%	14%	14%	7%	1%								52%		
PM Peak Hour	15:00	15:00	15:00	15:00	13:00	14:00								15:00		
Volume	15	14	22	25	7	2								84		
Directional Peak Periods		AM 7-9				NOON 12-2				PM 4-6				Off Peak Volumes		
All Speeds		Volume	↔		%	Volume	↔		%	Volume	↔		%	Volume	↔	
		188			33%	53			9%	56			10%	276		

Street Name	Direction	Percentiles					
		15th	50th	Average	85th	95th	ADT
S Virginia Ave	Summary	16	24	23	30	34	573

VOLUME

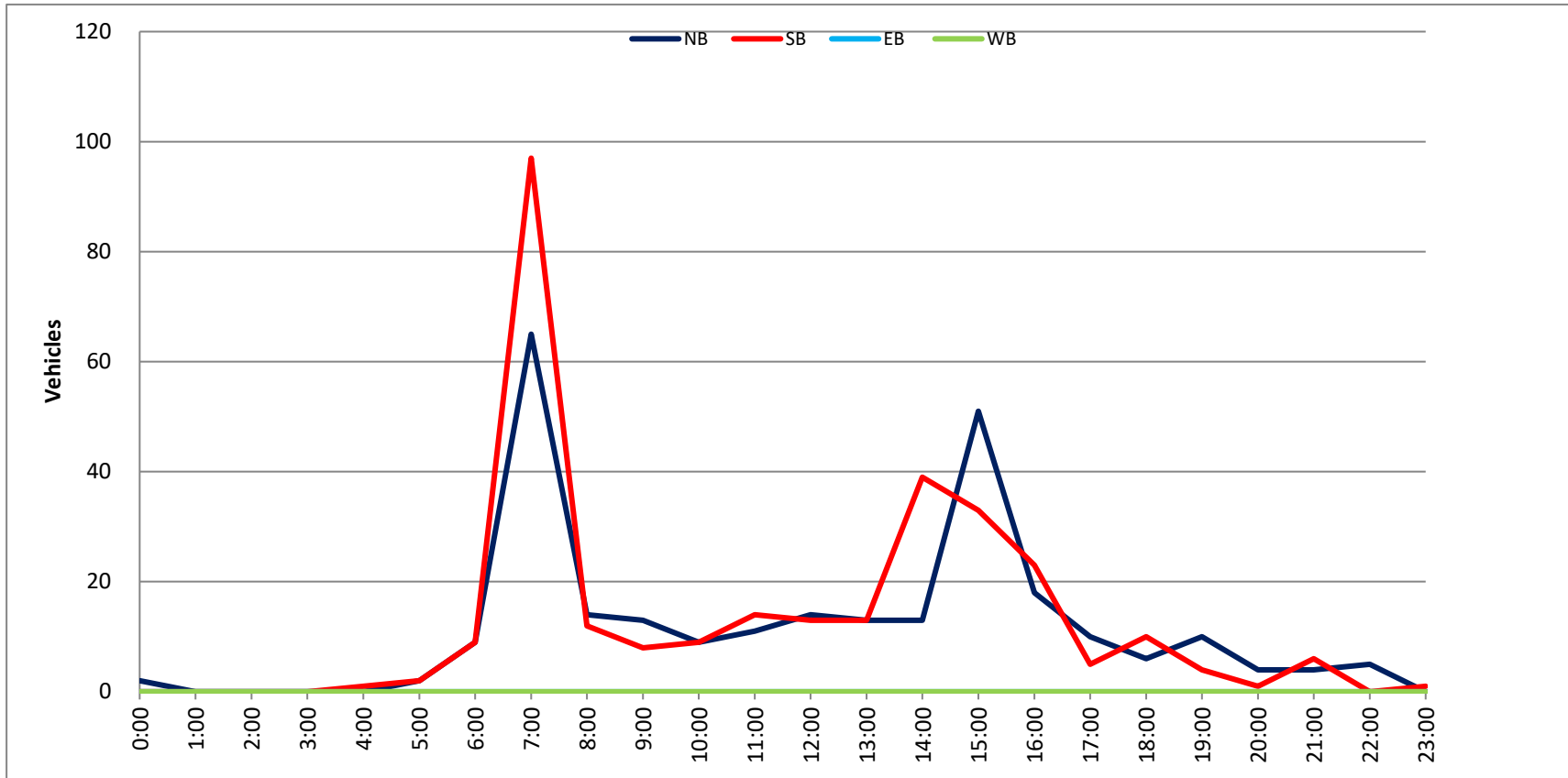
S Virginia Ave Bet. W Verdugo Ave & W Oak St

Day: Wednesday
 Date: 1/19/2022

City: Burbank
 Project #: CA22_020022_029

DAILY TOTALS					NB	SB	EB	WB	Total					
					273	300	0	0	573					
AM Period	NB	SB	EB	WB	TOTAL	PM Period	NB	SB	EB	WB	TOTAL			
0:00	0	0	0	0		12:00	2	3	0	0	5			
0:15	0	0	0	0		12:15	3	2	0	0	5			
0:30	0	0	0	0		12:30	4	5	0	0	9			
0:45	2	2	0	0	2	2	5	14	3	13	0	0	8	27
1:00	0	0	0	0		13:00	6	0	0	0	6			
1:15	0	0	0	0		13:15	1	5	0	0	6			
1:30	0	0	0	0		13:30	4	5	0	0	9			
1:45	0	0	0	0		13:45	2	13	3	13	0	0	5	26
2:00	0	0	0	0		14:00	2	3	0	0	5			
2:15	0	0	0	0		14:15	2	4	0	0	6			
2:30	0	0	0	0		14:30	3	17	0	0	20			
2:45	0	0	0	0		14:45	6	13	15	39	0	0	21	52
3:00	0	0	0	0		15:00	33	20	0	0	53			
3:15	0	0	0	0		15:15	7	5	0	0	12			
3:30	0	0	0	0		15:30	3	2	0	0	5			
3:45	0	0	0	0		15:45	8	51	6	33	0	0	14	84
4:00	0	0	0	0		16:00	4	9	0	0	13			
4:15	0	1	0	0	1	16:15	4	8	0	0	12			
4:30	0	0	0	0		16:30	5	5	0	0	10			
4:45	0	0	1	0	1	16:45	5	18	1	23	0	0	6	41
5:00	0	0	0	0		17:00	6	1	0	0	7			
5:15	1	2	0	0	3	17:15	1	2	0	0	3			
5:30	0	0	0	0		17:30	2	2	0	0	4			
5:45	1	2	0	2	1	4	1	10	0	5	0	0	1	15
6:00	1	2	0	0	3	18:00	1	4	0	0	5			
6:15	3	1	0	0	4	18:15	2	5	0	0	7			
6:30	0	2	0	0	2	18:30	1	0	0	0	1			
6:45	5	9	4	9	9	18	2	6	1	10	0	0	3	16
7:00	6	5	0	0	11	19:00	1	1	0	0	2			
7:15	2	4	0	0	6	19:15	3	2	0	0	5			
7:30	15	30	0	0	45	19:30	4	1	0	0	5			
7:45	42	65	58	97	100	162	2	10	0	4	0	0	2	14
8:00	6	2	0	0	8	20:00	0	1	0	0	1			
8:15	2	4	0	0	6	20:15	2	0	0	0	2			
8:30	2	5	0	0	7	20:30	2	0	0	0	2			
8:45	4	14	1	12	5	26	0	4	0	1	0	0	5	
9:00	5	0	0	0	5	21:00	1	2	0	0	3			
9:15	3	1	0	0	4	21:15	1	1	0	0	2			
9:30	3	3	0	0	6	21:30	2	2	0	0	4			
9:45	2	13	4	8	6	21	0	4	1	6	0	0	1	10
10:00	3	3	0	0	6	22:00	3	0	0	0	3			
10:15	2	1	0	0	3	22:15	1	0	0	0	1			
10:30	1	4	0	0	5	22:30	0	0	0	0	0			
10:45	3	9	1	9	4	18	1	5	0	0	0	0	1	5
11:00	4	4	0	0	8	23:00	0	0	0	0	0			
11:15	1	4	0	0	5	23:15	0	1	0	0	1			
11:30	3	4	0	0	7	23:30	0	0	0	0	0			
11:45	3	11	2	14	5	25	0	0	1	0	0	1		
TOTALS	125	152			277	TOTALS	148	148			296			
SPLIT %	45.1%	54.9%			48.3%	SPLIT %	50.0%	50.0%			51.7%			

DAILY TOTALS					NB	SB	EB	WB	Total
					273	300	0	0	573
AM Peak Hour	7:00	7:00	7:00	PM Peak Hour	15:00	14:30	14:30		
AM Pk Volume	65	97	162	PM Pk Volume	51	57	106		
Pk Hr Factor	0.387	0.418	0.405	Pk Hr Factor	0.386	0.713	0.500		
7 - 9 Volume	79	109	188	4 - 6 Volume	28	28	56		
7 - 9 Peak Hour	7:00	7:00	7:00	4 - 6 Peak Hour	16:15	16:00	16:00		
7 - 9 Pk Volume	65	97	162	4 - 6 Pk Volume	20	23	41		
Pk Hr Factor	0.387	0.418	0.405	Pk Hr Factor	0.833	0.639	0.788		



SPEED

S Virginia Ave Bet. W Verdugo Ave & W Oak St

Day: Thursday
Date: 1/20/2022

City: Burbank
Project #: CA22_020022_029n

North Bound

Time	< 15	15 - 19	20 - 24	25 - 29	30 - 34	35 - 39	40 - 44	45 - 49	50 - 54	55 - 59	60 - 64	65 - 69	70 +	Total
0:00 AM	0	0	0	0	0	0	0	0	0	0	0	0	0	0
1:00	0	0	0	0	0	0	0	0	0	0	0	0	0	0
2:00	0	0	0	0	0	0	0	0	0	0	0	0	0	0
3:00	0	0	0	0	0	0	0	0	0	0	0	0	0	0
4:00	0	0	0	0	0	0	0	0	0	0	0	0	0	0
5:00	1	0	1	0	0	0	0	0	0	0	0	0	0	2
6:00	1	0	5	1	1	1	0	0	0	0	0	0	0	9
7:00	1	4	16	31	6	1	0	0	0	0	0	0	0	59
8:00	3	0	0	8	3	1	0	0	0	0	0	0	0	15
9:00	0	0	0	4	1	1	0	0	0	0	0	0	0	6
10:00	1	1	0	3	2	1	0	0	0	0	0	0	0	8
11:00	6	4	5	3	3	0	0	0	0	0	0	0	0	21
12:00 PM	0	3	2	2	2	0	0	0	0	0	0	0	0	9
13:00	3	1	3	4	1	1	0	0	0	0	0	0	0	13
14:00	2	4	5	1	3	1	0	0	0	0	0	0	0	16
15:00	10	14	13	14	3	1	0	0	0	0	0	0	0	55
16:00	2	0	3	8	5	1	0	0	0	0	0	0	0	19
17:00	1	1	8	8	2	0	0	0	0	0	0	0	0	20
18:00	0	0	7	5	1	0	0	0	0	0	0	0	0	13
19:00	1	0	2	4	0	0	0	0	0	0	0	0	0	7
20:00	1	0	1	1	0	0	0	0	0	0	0	0	0	3
21:00	0	1	0	5	2	0	0	0	0	0	0	0	0	8
22:00	1	0	1	1	1	0	0	0	0	0	0	0	0	4
23:00	0	0	0	0	0	0	0	0	0	0	0	0	0	0
Totals	34	33	72	103	36	9								287
% of Totals	12%	11%	25%	36%	13%	3%								100%

AM Volumes	13	9	27	50	16	5	0	0	0	0	0	0	0	120		
% AM	5%	3%	9%	17%	6%	2%								42%		
AM Peak Hour	11:00	7:00	7:00	7:00	7:00	6:00								7:00		
Volume	6	4	16	31	6	1								59		
PM Volumes	21	24	45	53	20	4	0	0	0	0	0	0	0	167		
% PM	7%	8%	16%	18%	7%	1%								58%		
PM Peak Hour	15:00	15:00	15:00	15:00	16:00	13:00								15:00		
Volume	10	14	13	14	5	1								55		
Directional Peak Periods		AM 7-9				NOON 12-2				PM 4-6				Off Peak Volumes		
All Speeds		Volume		%		Volume		%		Volume		%		Volume	%	
		74	↔	26%		22	↔	8%		39	↔	14%		152	↔	53%

Street Name	Direction	Percentiles					
		15th	50th	Average	85th	95th	ADT
S Virginia Ave	North Bound	16	25	24	30	34	287
S Virginia Ave	South Bound	17	24	24	32	36	307

SPEED

S Virginia Ave Bet. W Verdugo Ave & W Oak St

Day: Thursday
Date: 1/20/2022

City: Burbank
Project #: CA22_020022_029s

South Bound

Time	< 15	15 - 19	20 - 24	25 - 29	30 - 34	35 - 39	40 - 44	45 - 49	50 - 54	55 - 59	60 - 64	65 - 69	70 +	Total
0:00 AM	0	0	0	0	0	0	0	0	0	0	0	0	0	0
1:00	0	0	0	0	0	0	0	0	0	0	0	0	0	0
2:00	0	0	0	0	0	0	0	0	0	0	0	0	0	0
3:00	0	0	0	0	0	0	0	0	0	0	0	0	0	0
4:00	0	0	1	1	0	0	0	0	0	0	0	0	0	2
5:00	0	0	1	1	0	0	0	0	0	0	0	0	0	2
6:00	1	0	4	3	0	1	0	0	0	0	0	0	0	9
7:00	6	12	28	30	15	8	3	0	0	0	0	0	0	102
8:00	2	0	2	1	4	0	0	0	0	0	0	0	0	9
9:00	1	3	0	1	1	0	0	0	0	0	0	0	0	6
10:00	2	1	1	2	1	1	0	0	0	0	0	0	0	8
11:00	3	2	3	2	1	0	0	0	0	0	0	0	0	11
12:00 PM	0	1	0	1	3	0	0	0	0	0	0	0	0	5
13:00	1	1	3	2	2	0	0	0	0	0	0	0	0	9
14:00	3	6	14	10	9	2	0	0	0	0	0	0	0	44
15:00	6	9	9	9	3	0	0	0	0	0	0	0	0	36
16:00	2	0	7	5	2	0	0	0	0	0	0	0	0	16
17:00	1	4	6	4	2	0	1	0	0	0	0	0	0	18
18:00	1	0	3	4	1	0	0	0	0	0	0	0	0	9
19:00	1	0	2	2	0	0	0	0	0	0	0	0	0	5
20:00	1	1	3	4	1	0	0	0	0	0	0	0	0	10
21:00	0	2	1	0	0	1	0	0	0	0	0	0	0	4
22:00	0	0	2	0	0	0	0	0	0	0	0	0	0	2
23:00	0	0	0	0	0	0	0	0	0	0	0	0	0	0
Totals	31	42	90	82	45	13	4							307
% of Totals	10%	14%	29%	27%	15%	4%	1%							100%

AM Volumes	15	18	40	41	22	10	3	0	0	0	0	0	0	149		
% AM	5%	6%	13%	13%	7%	3%	1%							49%		
AM Peak Hour	7:00	7:00	7:00	7:00	7:00	7:00	7:00							7:00		
Volume	6	12	28	30	15	8	3							102		
PM Volumes	16	24	50	41	23	3	1	0	0	0	0	0	0	158		
% PM	5%	8%	16%	13%	7%	1%	0%							51%		
PM Peak Hour	15:00	15:00	14:00	14:00	14:00	14:00	17:00							14:00		
Volume	6	9	14	10	9	2	1							44		
Directional Peak Periods		AM 7-9				NOON 12-2				PM 4-6				Off Peak Volumes		
All Speeds		Volume	↔		%	Volume	↔		%	Volume	↔		%	Volume	↔	
		111			36%	14			5%	34			11%	148		

Street Name	Direction	Percentiles					
		15th	50th	Average	85th	95th	ADT
S Virginia Ave	North Bound	16	25	24	30	34	287
S Virginia Ave	South Bound	17	24	24	32	36	307

SPEED

S Virginia Ave Bet. W Verdugo Ave & W Oak St

Day: Thursday
Date: 1/20/2022

City: Burbank
Project #: CA22_020022_029

Summary

Time	< 15	15 - 19	20 - 24	25 - 29	30 - 34	35 - 39	40 - 44	45 - 49	50 - 54	55 - 59	60 - 64	65 - 69	70 +	Total
0:00 AM	0	0	0	0	0	0	0	0	0	0	0	0	0	0
1:00	0	0	0	0	0	0	0	0	0	0	0	0	0	0
2:00	0	0	0	0	0	0	0	0	0	0	0	0	0	0
3:00	0	0	0	0	0	0	0	0	0	0	0	0	0	0
4:00	0	0	1	1	0	0	0	0	0	0	0	0	0	2
5:00	1	0	2	1	0	0	0	0	0	0	0	0	0	4
6:00	2	0	9	4	1	2	0	0	0	0	0	0	0	18
7:00	7	16	44	61	21	9	3	0	0	0	0	0	0	161
8:00	5	0	2	9	7	1	0	0	0	0	0	0	0	24
9:00	1	3	0	5	2	1	0	0	0	0	0	0	0	12
10:00	3	2	1	5	3	2	0	0	0	0	0	0	0	16
11:00	9	6	8	5	4	0	0	0	0	0	0	0	0	32
12:00 PM	0	4	2	3	5	0	0	0	0	0	0	0	0	14
13:00	4	2	6	6	3	1	0	0	0	0	0	0	0	22
14:00	5	10	19	11	12	3	0	0	0	0	0	0	0	60
15:00	16	23	22	23	6	1	0	0	0	0	0	0	0	91
16:00	4	0	10	13	7	1	0	0	0	0	0	0	0	35
17:00	2	5	14	12	4	0	1	0	0	0	0	0	0	38
18:00	1	0	10	9	2	0	0	0	0	0	0	0	0	22
19:00	2	0	4	6	0	0	0	0	0	0	0	0	0	12
20:00	2	1	4	5	1	0	0	0	0	0	0	0	0	13
21:00	0	3	1	5	2	1	0	0	0	0	0	0	0	12
22:00	1	0	3	1	1	0	0	0	0	0	0	0	0	6
23:00	0	0	0	0	0	0	0	0	0	0	0	0	0	0
Totals	65	75	162	185	81	22	4							594
% of Totals	11%	13%	27%	31%	14%	4%	1%							100%

AM Volumes	28	27	67	91	38	15	3	0	0	0	0	0	0	269			
% AM	5%	5%	11%	15%	6%	3%	1%							45%			
AM Peak Hour	11:00	7:00	7:00	7:00	7:00	7:00	7:00							7:00			
Volume	9	16	44	61	21	9	3							161			
PM Volumes	37	48	95	94	43	7	1	0	0	0	0	0	0	325			
% PM	6%	8%	16%	16%	7%	1%	0%							55%			
PM Peak Hour	15:00	15:00	15:00	15:00	14:00	14:00	17:00							15:00			
Volume	16	23	22	23	12	3	1							91			
Directional Peak Periods		AM 7-9				NOON 12-2			PM 4-6			Off Peak Volumes					
All Speeds		Volume	↔		%	Volume	↔		%	Volume	↔		%	Volume	↔		%
		185			31%	36			6%	73			12%	300			51%

Street Name	Direction	Percentiles					
		15th	50th	Average	85th	95th	ADT
S Virginia Ave	Summary	17	25	24	31	35	594

VOLUME

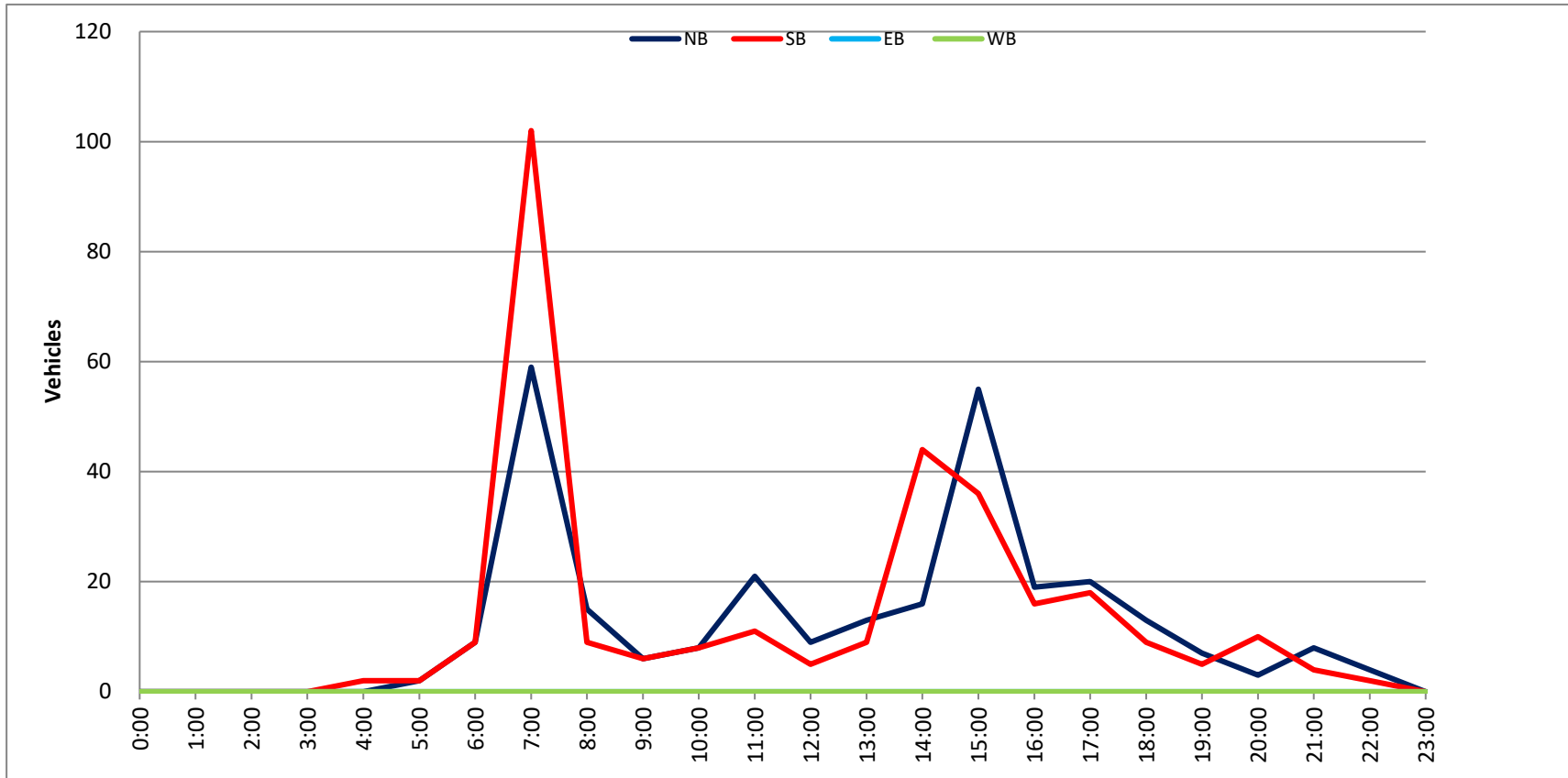
S Virginia Ave Bet. W Verdugo Ave & W Oak St

Day: Thursday
 Date: 1/20/2022

City: Burbank
 Project #: CA22_020022_029

DAILY TOTALS					NB	SB	EB	WB	Total		
					287	307	0	0	594		
AM Period	NB	SB	EB	WB	TOTAL	PM Period	NB	SB	EB	WB	TOTAL
0:00	0	0	0	0		12:00	4	1	0	0	5
0:15	0	0	0	0		12:15	1	1	0	0	2
0:30	0	0	0	0		12:30	2	1	0	0	3
0:45	0	0	0	0		12:45	2	9	2	5	14
1:00	0	0	0	0		13:00	5	4	0	0	9
1:15	0	0	0	0		13:15	3	2	0	0	5
1:30	0	0	0	0		13:30	2	1	0	0	3
1:45	0	0	0	0		13:45	3	13	2	9	22
2:00	0	0	0	0		14:00	2	2	0	0	4
2:15	0	0	0	0		14:15	4	5	0	0	9
2:30	0	0	0	0		14:30	3	21	0	0	24
2:45	0	0	0	0		14:45	7	16	16	44	60
3:00	0	0	0	0		15:00	39	27	0	0	66
3:15	0	0	0	0		15:15	9	7	0	0	16
3:30	0	0	0	0		15:30	3	1	0	0	4
3:45	0	0	0	0		15:45	4	55	1	36	91
4:00	0	0	0	0		16:00	6	8	0	0	14
4:15	0	1	0	0	1	16:15	3	3	0	0	6
4:30	0	1	0	0	1	16:30	6	4	0	0	10
4:45	0	0	2	0	2	16:45	4	19	1	16	35
5:00	0	0	0	0		17:00	6	3	0	0	9
5:15	1	2	0	0	3	17:15	2	6	0	0	8
5:30	1	0	0	0	1	17:30	6	5	0	0	11
5:45	0	2	0	2	4	17:45	6	20	4	18	38
6:00	1	3	0	0	4	18:00	3	1	0	0	4
6:15	1	1	0	0	2	18:15	3	4	0	0	7
6:30	3	2	0	0	5	18:30	4	3	0	0	7
6:45	4	9	3	9	18	18:45	3	13	1	9	22
7:00	3	5	0	0	8	19:00	2	3	0	0	5
7:15	4	5	0	0	9	19:15	1	1	0	0	2
7:30	20	30	0	0	50	19:30	2	0	0	0	2
7:45	32	59	62	102	161	19:45	2	7	1	5	12
8:00	8	5	0	0	13	20:00	0	3	0	0	3
8:15	2	2	0	0	4	20:15	0	0	0	0	
8:30	2	1	0	0	3	20:30	2	3	0	0	5
8:45	3	15	1	9	24	20:45	1	3	4	10	13
9:00	2	3	0	0	5	21:00	2	1	0	0	3
9:15	0	1	0	0	1	21:15	1	0	0	0	1
9:30	4	0	0	0	4	21:30	2	2	0	0	4
9:45	0	6	2	6	12	21:45	3	8	1	4	12
10:00	1	1	0	0	2	22:00	2	0	0	0	2
10:15	2	3	0	0	5	22:15	0	1	0	0	1
10:30	2	2	0	0	4	22:30	1	0	0	0	1
10:45	3	8	2	8	16	22:45	1	4	1	2	6
11:00	6	3	0	0	9	23:00	0	0	0	0	
11:15	7	2	0	0	9	23:15	0	0	0	0	
11:30	4	2	0	0	6	23:30	0	0	0	0	
11:45	4	21	4	11	32	23:45	0	0	0	0	
TOTALS	120	149			269	TOTALS	167	158			325
SPLIT %	44.6%	55.4%			45.3%	SPLIT %	51.4%	48.6%			54.7%

DAILY TOTALS					NB	SB	EB	WB	Total
					287	307	0	0	594
AM Peak Hour	7:15	7:00		7:15	PM Peak Hour	14:30	14:30		14:30
AM Pk Volume	64	102		166	PM Pk Volume	58	71		129
Pk Hr Factor	0.500	0.411		0.441	Pk Hr Factor	0.372	0.657		0.489
7 - 9 Volume	74	111	0	185	4 - 6 Volume	39	34	0	73
7 - 9 Peak Hour	7:15	7:00		7:15	4 - 6 Peak Hour	17:00	17:00		17:00
7 - 9 Pk Volume	64	102	0	166	4 - 6 Pk Volume	20	18	0	38
Pk Hr Factor	0.500	0.411	0.000	0.441	Pk Hr Factor	0.833	0.750	0.000	0.864



SPEED

S Lomita St Bet. W Verdugo Ave & W Oak St

Day: Tuesday
Date: 2/1/2022

City: Burbank
Project #: CA22_020022_030

Summary

Table with columns: Time, <15, 15-19, 20-24, 25-29, 30-34, 35-39, 40-44, 45-49, 50-54, 55-59, 60-64, 65-69, 70+, Total. Rows include AM and PM time intervals from 0:00 to 23:45.

Summary statistics table with columns: AM Volumes, PM Volumes, Directional Peak Periods, All Classes, Percentiles (15th, 50th, Average, 85th, 95th), ADT.

SPEED

S Lomita St Bet. W Verdugo Ave & W Oak St

Day: Tuesday

Date: 2/1/2022

City: Burbank

Project #: CA22_020022_030n

North Bound

Time	< 15	15 - 19	20 - 24	25 - 29	30 - 34	35 - 39	40 - 44	45 - 49	50 - 54	55 - 59	60 - 64	65 - 69	70 +	Total
0:00 AM	0	0	0	0	0	0	0	0	0	0	0	0	0	0
1:00	0	0	0	0	0	0	0	0	0	0	0	0	0	0
2:00	0	0	0	0	0	0	0	0	0	0	0	0	0	0
3:00	0	0	0	0	0	0	0	0	0	0	0	0	0	0
4:00	0	0	0	0	0	0	0	0	0	0	0	0	0	0
5:00	1	0	0	0	0	0	0	0	0	0	0	0	0	1
6:00	0	1	1	0	0	0	0	0	0	0	0	0	0	2
7:00	4	11	34	13	3	2	0	0	0	0	0	0	0	67
8:00	0	3	3	6	4	0	0	0	0	0	0	0	0	16
9:00	1	0	1	2	1	0	0	0	0	0	0	0	0	5
10:00	0	1	1	1	0	0	0	0	0	0	0	0	0	3
11:00	0	3	1	0	2	0	0	0	0	0	0	0	0	6
12:00 PM	0	2	3	4	1	0	0	0	0	0	0	0	0	10
13:00	2	1	4	8	2	0	0	0	0	0	0	0	0	17
14:00	4	10	21	14	5	1	0	0	0	0	0	0	0	55
15:00	0	1	6	7	0	1	1	0	0	0	0	0	0	16
16:00	1	3	8	5	2	0	0	0	0	0	0	0	0	19
17:00	1	1	4	4	2	0	0	0	0	0	0	0	0	12
18:00	2	4	5	6	2	0	0	0	0	0	0	0	0	19
19:00	0	1	0	2	0	0	1	0	0	0	0	0	0	4
20:00	1	1	0	1	1	0	0	0	0	0	0	0	0	4
21:00	1	0	1	1	0	1	0	0	0	0	0	0	0	4
22:00	0	0	0	1	2	0	0	0	0	0	0	0	0	3
23:00	0	1	0	0	1	0	0	0	0	0	0	0	0	2
Totals	18	44	93	75	28	5	2							265
% of Totals	7%	17%	35%	28%	11%	2%	1%							100%

AM Volumes	6	19	41	22	10	2	0	0	0	0	0	0	0	100		
% AM	2%	7%	15%	8%	4%	1%								38%		
AM Peak Hour	7:00	7:00	7:00	7:00	8:00	7:00								7:00		
Volume	4	11	34	13	4	2								67		
PM Volumes	12	25	52	53	18	3	2	0	0	0	0	0	0	165		
% PM	5%	9%	20%	20%	7%	1%	1%							62%		
PM Peak Hour	14:00	14:00	14:00	14:00	14:00	14:00	15:00							14:00		
Volume	4	10	21	14	5	1	1							55		
Directional Peak Periods		AM 7-9				NOON 12-2			PM 4-6			Off Peak Volumes				
All Speeds		Volume	↔		%	Volume	↔		%	Volume	↔		%	Volume	↔	
		83			31%	27			10%	31			12%	124		

Street Name	Direction	Percentiles					
		15th	50th	Average	85th	95th	ADT
S Lomita St	North Bound	17	24	24	30	34	265
S Lomita St	South Bound	15	22	22	29	34	153

SPEED

S Lomita St Bet. W Verdugo Ave & W Oak St

Day: Tuesday

Date: 2/1/2022

City: Burbank

Project #: CA22_020022_030s

South Bound

Time	< 15	15 - 19	20 - 24	25 - 29	30 - 34	35 - 39	40 - 44	45 - 49	50 - 54	55 - 59	60 - 64	65 - 69	70 +	Total
0:00 AM	0	0	0	0	0	0	0	0	0	0	0	0	0	0
1:00	0	0	0	0	0	0	0	0	0	0	0	0	0	0
2:00	0	0	0	0	0	0	0	0	0	0	0	0	0	0
3:00	0	0	0	1	0	0	0	0	0	0	0	0	0	1
4:00	0	1	0	0	0	0	0	0	0	0	0	0	0	1
5:00	0	0	0	0	0	0	0	0	0	0	0	0	0	0
6:00	0	0	0	0	1	1	0	0	0	0	0	0	0	2
7:00	2	2	5	2	1	0	0	0	0	0	0	0	0	12
8:00	3	5	4	4	0	0	0	0	0	0	0	0	0	16
9:00	0	1	2	0	1	1	0	0	0	0	0	0	0	5
10:00	1	0	0	1	1	0	0	0	0	0	0	0	0	3
11:00	2	2	3	0	0	0	0	0	0	0	0	0	0	7
12:00 PM	0	0	6	0	0	0	0	0	0	0	0	0	0	6
13:00	4	3	5	1	0	1	0	0	0	0	0	0	0	14
14:00	5	10	8	4	3	0	0	0	0	0	0	0	0	30
15:00	1	1	5	1	1	0	0	0	0	0	0	0	0	9
16:00	0	2	7	2	3	0	0	0	0	0	0	0	0	14
17:00	0	1	3	2	0	0	1	0	0	0	0	0	0	7
18:00	2	1	5	1	1	0	0	0	0	0	0	0	0	10
19:00	2	0	2	1	0	1	0	0	0	0	0	0	0	6
20:00	0	0	4	2	0	0	0	0	0	0	0	0	0	6
21:00	0	0	1	1	0	0	0	0	0	0	0	0	0	2
22:00	0	0	1	0	1	0	0	0	0	0	0	0	0	2
23:00	0	0	0	0	0	0	0	0	0	0	0	0	0	0
Totals	22	29	61	23	13	4	1							153
% of Totals	14%	19%	40%	15%	8%	3%	1%							100%

AM Volumes	8	11	14	8	4	2	0	0	0	0	0	0	0	47		
% AM	5%	7%	9%	5%	3%	1%								31%		
AM Peak Hour	8:00	8:00	7:00	8:00	6:00	6:00								8:00		
Volume	3	5	5	4	1	1								16		
PM Volumes	14	18	47	15	9	2	1	0	0	0	0	0	0	106		
% PM	9%	12%	31%	10%	6%	1%	1%							69%		
PM Peak Hour	14:00	14:00	14:00	14:00	14:00	13:00	17:00							14:00		
Volume	5	10	8	4	3	1	1							30		
Directional Peak Periods		AM 7-9				NOON 12-2			PM 4-6			Off Peak Volumes				
All Speeds		Volume	↔		%	Volume	↔		%	Volume	↔		%	Volume	↔	
		28			18%	20			13%	21			14%	84		

Street Name	Direction	Percentiles					
		15th	50th	Average	85th	95th	ADT
S Lomita St	North Bound	17	24	24	30	34	265
S Lomita St	South Bound	15	22	22	29	34	153

SPEED

S Lomita St Bet. W Verdugo Ave & W Oak St

Day: Tuesday

Date: 2/1/2022

City: Burbank

Project #: CA22_020022_030

Summary

Time	< 15	15 - 19	20 - 24	25 - 29	30 - 34	35 - 39	40 - 44	45 - 49	50 - 54	55 - 59	60 - 64	65 - 69	70 +	Total
0:00 AM	0	0	0	0	0	0	0	0	0	0	0	0	0	0
1:00	0	0	0	0	0	0	0	0	0	0	0	0	0	0
2:00	0	0	0	0	0	0	0	0	0	0	0	0	0	0
3:00	0	0	0	1	0	0	0	0	0	0	0	0	0	1
4:00	0	1	0	0	0	0	0	0	0	0	0	0	0	1
5:00	1	0	0	0	0	0	0	0	0	0	0	0	0	1
6:00	0	1	1	0	1	1	0	0	0	0	0	0	0	4
7:00	6	13	39	15	4	2	0	0	0	0	0	0	0	79
8:00	3	8	7	10	4	0	0	0	0	0	0	0	0	32
9:00	1	1	3	2	2	1	0	0	0	0	0	0	0	10
10:00	1	1	1	2	1	0	0	0	0	0	0	0	0	6
11:00	2	5	4	0	2	0	0	0	0	0	0	0	0	13
12:00 PM	0	2	9	4	1	0	0	0	0	0	0	0	0	16
13:00	6	4	9	9	2	1	0	0	0	0	0	0	0	31
14:00	9	20	29	18	8	1	0	0	0	0	0	0	0	85
15:00	1	2	11	8	1	1	1	0	0	0	0	0	0	25
16:00	1	5	15	7	5	0	0	0	0	0	0	0	0	33
17:00	1	2	7	6	2	0	1	0	0	0	0	0	0	19
18:00	4	5	10	7	3	0	0	0	0	0	0	0	0	29
19:00	2	1	2	3	0	1	1	0	0	0	0	0	0	10
20:00	1	1	4	3	1	0	0	0	0	0	0	0	0	10
21:00	1	0	2	2	0	1	0	0	0	0	0	0	0	6
22:00	0	0	1	1	3	0	0	0	0	0	0	0	0	5
23:00	0	1	0	0	1	0	0	0	0	0	0	0	0	2
Totals	40	73	154	98	41	9	3							418
% of Totals	10%	17%	37%	23%	10%	2%	1%							100%

AM Volumes	14	30	55	30	14	4	0	0	0	0	0	0	0	147			
% AM	3%	7%	13%	7%	3%	1%								35%			
AM Peak Hour	7:00	7:00	7:00	7:00	7:00	7:00								7:00			
Volume	6	13	39	15	4	2								79			
PM Volumes	26	43	99	68	27	5	3	0	0	0	0	0	0	271			
% PM	6%	10%	24%	16%	6%	1%	1%							65%			
PM Peak Hour	14:00	14:00	14:00	14:00	14:00	13:00	15:00							14:00			
Volume	9	20	29	18	8	1	1							85			
Directional Peak Periods		AM 7-9				NOON 12-2			PM 4-6			Off Peak Volumes					
All Speeds		Volume	↔		%	Volume	↔		%	Volume	↔		%	Volume	↔		%
		111			27%	47			11%	52			12%	208			50%

Street Name	Direction	Percentiles					
		15th	50th	Average	85th	95th	ADT
S Lomita St	Summary	17	23	23	30	34	418

VOLUME

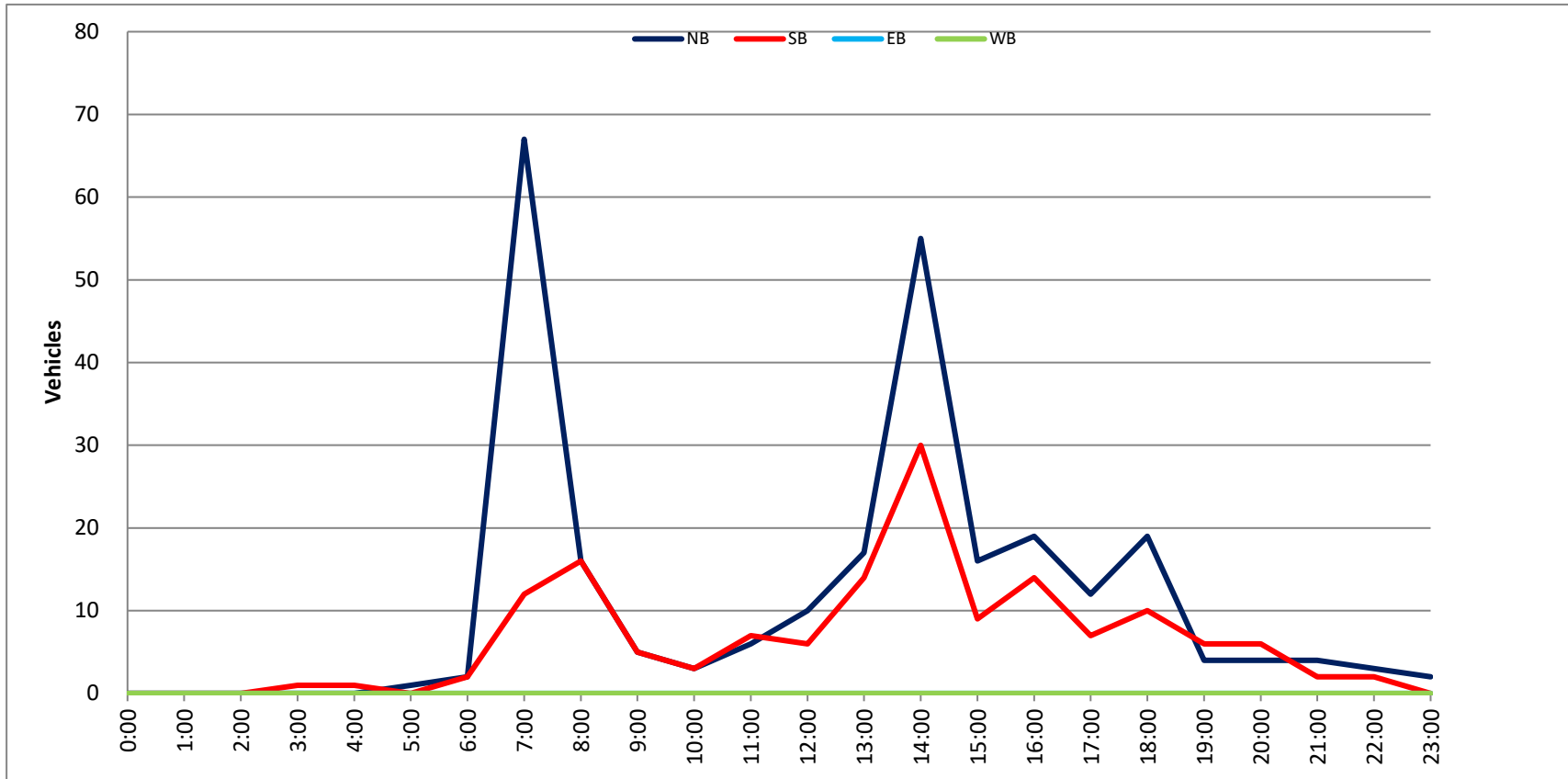
S Lomita St Bet. W Verdugo Ave & W Oak St

Day: Tuesday
 Date: 2/1/2022

City: Burbank
 Project #: CA22_020022_030

DAILY TOTALS					NB	SB	EB	WB	Total		
					265	153	0	0	418		
AM Period	NB	SB	EB	WB	TOTAL	PM Period	NB	SB	EB	WB	TOTAL
0:00	0	0	0	0		12:00	3	2	0	0	5
0:15	0	0	0	0		12:15	3	2	0	0	5
0:30	0	0	0	0		12:30	3	0	0	0	3
0:45	0	0	0	0		12:45	1	10	2	6	19
1:00	0	0	0	0		13:00	4	4	0	0	8
1:15	0	0	0	0		13:15	5	3	0	0	8
1:30	0	0	0	0		13:30	4	4	0	0	8
1:45	0	0	0	0		13:45	4	17	3	14	38
2:00	0	0	0	0		14:00	2	7	0	0	9
2:15	0	0	0	0		14:15	37	17	0	0	54
2:30	0	0	0	0		14:30	10	6	0	0	16
2:45	0	0	0	0		14:45	6	55	0	30	91
3:00	0	1	0	0	1	15:00	6	1	0	0	7
3:15	0	0	0	0		15:15	2	6	0	0	8
3:30	0	0	0	0		15:30	3	0	0	0	3
3:45	0	0	1	0	1	15:45	5	16	2	9	22
4:00	0	0	0	0		16:00	4	5	0	0	9
4:15	0	0	0	0		16:15	3	3	0	0	6
4:30	0	0	0	0		16:30	7	4	0	0	11
4:45	0	1	1	0	1	16:45	5	19	2	14	40
5:00	0	0	0	0		17:00	4	2	0	0	6
5:15	0	0	0	0		17:15	2	1	0	0	3
5:30	0	0	0	0		17:30	4	1	0	0	5
5:45	1	1	0	0	1	17:45	2	12	3	7	14
6:00	0	0	0	0		18:00	5	1	0	0	6
6:15	0	1	0	0	1	18:15	4	2	0	0	6
6:30	0	1	0	0	1	18:30	9	4	0	0	13
6:45	2	2	0	2	4	18:45	1	19	3	10	33
7:00	1	0	0	0	1	19:00	0	1	0	0	1
7:15	3	1	0	0	4	19:15	2	2	0	0	4
7:30	17	3	0	0	20	19:30	1	2	0	0	3
7:45	46	67	8	12	133	19:45	1	4	1	6	12
8:00	10	7	0	0	17	20:00	2	0	0	0	2
8:15	3	2	0	0	5	20:15	1	1	0	0	2
8:30	2	2	0	0	4	20:30	0	2	0	0	2
8:45	1	16	5	16	38	20:45	1	4	3	6	14
9:00	2	1	0	0	3	21:00	2	0	0	0	2
9:15	1	2	0	0	3	21:15	2	1	0	0	3
9:30	1	1	0	0	2	21:30	0	0	0	0	0
9:45	1	5	1	5	12	21:45	0	4	1	2	7
10:00	0	1	0	0	1	22:00	3	1	0	0	4
10:15	1	2	0	0	3	22:15	0	1	0	0	1
10:30	0	0	0	0	0	22:30	0	0	0	0	0
10:45	2	3	0	3	8	22:45	0	3	0	2	5
11:00	0	2	0	0	2	23:00	0	0	0	0	0
11:15	3	1	0	0	4	23:15	0	0	0	0	0
11:30	1	2	0	0	3	23:30	2	0	0	0	2
11:45	2	6	2	7	17	23:45	0	2	0	0	2
TOTALS	100	47	0	0	147	TOTALS	165	106	0	0	271
SPLIT %	68.0%	32.0%	0.0%	0.0%	35.2%	SPLIT %	60.9%	39.1%	0.0%	0.0%	64.8%

DAILY TOTALS					NB	SB	EB	WB	Total
					265	153	0	0	418
AM Peak Hour	7:15	7:30	7:30	PM Peak Hour	14:15	13:45	13:45		
AM Pk Volume	76	20	96	PM Pk Volume	59	33	86		
Pk Hr Factor	0.413	0.625	0.444	Pk Hr Factor	0.399	0.485	0.398		
7 - 9 Volume	83	28	111	4 - 6 Volume	31	21	52		
7 - 9 Peak Hour	7:15	7:30	7:30	4 - 6 Peak Hour	16:00	16:00	16:00		
7 - 9 Pk Volume	76	20	96	4 - 6 Pk Volume	19	14	33		
Pk Hr Factor	0.413	0.625	0.444	Pk Hr Factor	0.679	0.700	0.750		



SPEED

S Lomita St Bet. W Verdugo Ave & W Oak St

Day: Wednesday

Date: 2/2/2022

City: Burbank

Project #: CA22_020022_030n

North Bound

Time	< 15	15 - 19	20 - 24	25 - 29	30 - 34	35 - 39	40 - 44	45 - 49	50 - 54	55 - 59	60 - 64	65 - 69	70 +	Total
0:00 AM	1	0	1	0	0	0	0	0	0	0	0	0	0	2
1:00	0	0	0	0	0	0	0	0	0	0	0	0	0	0
2:00	0	0	0	0	0	0	0	0	0	0	0	0	0	0
3:00	0	0	0	0	0	0	0	0	0	0	0	0	0	0
4:00	1	0	0	0	0	0	0	0	0	0	0	0	0	1
5:00	0	0	0	0	0	0	0	0	0	0	0	0	0	0
6:00	0	1	0	0	0	0	0	0	0	0	0	0	0	1
7:00	2	4	23	23	6	1	1	0	0	0	0	0	0	60
8:00	0	1	5	12	5	0	1	0	0	0	0	0	0	24
9:00	0	2	4	0	1	0	0	0	0	0	0	0	0	7
10:00	0	1	5	4	2	1	1	0	0	0	0	0	0	14
11:00	2	2	2	0	0	0	0	0	0	0	0	0	0	6
12:00 PM	1	1	1	7	0	1	0	0	0	0	0	0	0	11
13:00	0	2	5	3	1	0	0	0	0	0	0	0	0	11
14:00	2	3	4	5	2	0	0	0	0	0	0	0	0	16
15:00	1	8	15	20	9	0	0	0	0	0	0	0	0	53
16:00	4	2	3	2	2	0	0	0	0	0	0	0	0	13
17:00	0	3	6	6	2	1	0	0	0	0	0	0	0	18
18:00	1	3	4	5	0	0	0	0	0	0	0	0	0	13
19:00	1	1	2	3	0	0	0	0	0	0	0	0	0	7
20:00	0	0	1	2	1	0	0	0	0	0	0	0	0	4
21:00	0	0	1	2	0	0	0	0	0	0	0	0	0	3
22:00	0	0	1	0	1	0	0	0	0	0	0	0	0	2
23:00	0	0	0	0	0	0	0	0	0	0	0	0	0	0
Totals	16	34	83	94	32	4	3							266
% of Totals	6%	13%	31%	35%	12%	2%	1%							100%

AM Volumes	6	11	40	39	14	2	3	0	0	0	0	0	0	115			
% AM	2%	4%	15%	15%	5%	1%	1%							43%			
AM Peak Hour	7:00	7:00	7:00	7:00	7:00	7:00	7:00							7:00			
Volume	2	4	23	23	6	1	1							60			
PM Volumes	10	23	43	55	18	2	0	0	0	0	0	0	0	151			
% PM	4%	9%	16%	21%	7%	1%								57%			
PM Peak Hour	16:00	15:00	15:00	15:00	15:00	12:00								15:00			
Volume	4	8	15	20	9	1								53			
Directional Peak Periods		AM 7-9				NOON 12-2			PM 4-6			Off Peak Volumes					
All Speeds		Volume	↔		%	Volume	↔		%	Volume	↔		%	Volume	↔		%
		84			32%	22			8%	31			12%	129			48%

Street Name	Direction	Percentiles					
		15th	50th	Average	85th	95th	ADT
S Lomita St	North Bound	19	25	25	30	34	266
S Lomita St	South Bound	15	23	23	30	34	147

SPEED

S Lomita St Bet. W Verdugo Ave & W Oak St

Day: Wednesday

Date: 2/2/2022

City: Burbank

Project #: CA22_020022_030s

South Bound

Time	< 15	15 - 19	20 - 24	25 - 29	30 - 34	35 - 39	40 - 44	45 - 49	50 - 54	55 - 59	60 - 64	65 - 69	70 +	Total
0:00 AM	0	0	0	0	1	0	0	0	0	0	0	0	0	1
1:00	0	0	0	0	0	0	0	0	0	0	0	0	0	0
2:00	0	0	0	0	0	0	0	0	0	0	0	0	0	0
3:00	0	0	0	0	0	0	0	0	0	0	0	0	0	0
4:00	0	0	0	0	0	0	0	0	0	0	0	0	0	0
5:00	0	0	1	0	0	0	0	0	0	0	0	0	0	1
6:00	1	0	2	0	0	0	0	0	0	0	0	0	0	3
7:00	1	4	4	3	4	0	0	0	0	0	0	0	0	16
8:00	3	3	5	4	0	0	0	0	0	0	0	0	0	15
9:00	0	0	2	1	1	0	0	0	0	0	0	0	0	4
10:00	1	1	2	0	0	1	0	0	0	0	0	0	0	5
11:00	1	4	1	1	0	0	0	0	0	0	0	0	0	7
12:00 PM	0	2	4	3	0	0	0	0	0	0	0	0	0	9
13:00	1	3	2	2	0	0	0	0	0	0	0	0	0	8
14:00	1	4	8	4	3	2	0	0	0	0	0	0	0	22
15:00	3	4	3	6	2	0	0	0	0	0	0	0	0	18
16:00	6	1	1	5	1	0	0	0	0	0	0	0	0	14
17:00	1	2	2	3	2	0	0	0	0	0	0	0	0	10
18:00	1	0	1	1	3	0	0	0	0	0	0	0	0	6
19:00	1	1	1	1	1	0	0	0	0	0	0	0	0	5
20:00	0	0	0	0	1	0	0	0	0	0	0	0	0	1
21:00	0	0	0	0	0	0	0	0	0	0	0	0	0	0
22:00	0	0	0	0	1	0	0	0	0	0	0	0	0	1
23:00	0	0	1	0	0	0	0	0	0	0	0	0	0	1
Totals	21	29	40	34	20	3								147
% of Totals	14%	20%	27%	23%	14%	2%								100%

AM Volumes	7	12	17	9	6	1	0	0	0	0	0	0	0	52		
% AM	5%	8%	12%	6%	4%	1%								35%		
AM Peak Hour	8:00	7:00	8:00	8:00	7:00	10:00								7:00		
Volume	3	4	5	4	4	1								16		
PM Volumes	14	17	23	25	14	2	0	0	0	0	0	0	0	95		
% PM	10%	12%	16%	17%	10%	1%								65%		
PM Peak Hour	16:00	14:00	14:00	15:00	14:00	14:00								14:00		
Volume	6	4	8	6	3	2								22		
Directional Peak Periods		AM 7-9				NOON 12-2				PM 4-6				Off Peak Volumes		
All Speeds		Volume	↔		%	Volume	↔		%	Volume	↔		%	Volume	↔	
		31	21%		17	12%		24	16%		75		51%			

Street Name	Direction	Percentiles					
		15th	50th	Average	85th	95th	ADT
S Lomita St	North Bound	19	25	25	30	34	266
S Lomita St	South Bound	15	23	23	30	34	147

SPEED

S Lomita St Bet. W Verdugo Ave & W Oak St

Day: Wednesday

Date: 2/2/2022

City: Burbank

Project #: CA22_020022_030

Summary

Time	< 15	15 - 19	20 - 24	25 - 29	30 - 34	35 - 39	40 - 44	45 - 49	50 - 54	55 - 59	60 - 64	65 - 69	70 +	Total
0:00 AM	1	0	1	0	1	0	0	0	0	0	0	0	0	3
1:00	0	0	0	0	0	0	0	0	0	0	0	0	0	0
2:00	0	0	0	0	0	0	0	0	0	0	0	0	0	0
3:00	0	0	0	0	0	0	0	0	0	0	0	0	0	0
4:00	1	0	0	0	0	0	0	0	0	0	0	0	0	1
5:00	0	0	1	0	0	0	0	0	0	0	0	0	0	1
6:00	1	1	2	0	0	0	0	0	0	0	0	0	0	4
7:00	3	8	27	26	10	1	1	0	0	0	0	0	0	76
8:00	3	4	10	16	5	0	1	0	0	0	0	0	0	39
9:00	0	2	6	1	2	0	0	0	0	0	0	0	0	11
10:00	1	2	7	4	2	2	1	0	0	0	0	0	0	19
11:00	3	6	3	1	0	0	0	0	0	0	0	0	0	13
12:00 PM	1	3	5	10	0	1	0	0	0	0	0	0	0	20
13:00	1	5	7	5	1	0	0	0	0	0	0	0	0	19
14:00	3	7	12	9	5	2	0	0	0	0	0	0	0	38
15:00	4	12	18	26	11	0	0	0	0	0	0	0	0	71
16:00	10	3	4	7	3	0	0	0	0	0	0	0	0	27
17:00	1	5	8	9	4	1	0	0	0	0	0	0	0	28
18:00	2	3	5	6	3	0	0	0	0	0	0	0	0	19
19:00	2	2	3	4	1	0	0	0	0	0	0	0	0	12
20:00	0	0	1	2	2	0	0	0	0	0	0	0	0	5
21:00	0	0	1	2	0	0	0	0	0	0	0	0	0	3
22:00	0	0	1	0	2	0	0	0	0	0	0	0	0	3
23:00	0	0	1	0	0	0	0	0	0	0	0	0	0	1
Totals	37	63	123	128	52	7	3							413
% of Totals	9%	15%	30%	31%	13%	2%	1%							100%

AM Volumes	13	23	57	48	20	3	3	0	0	0	0	0	0	167		
% AM	3%	6%	14%	12%	5%	1%	1%							40%		
AM Peak Hour	7:00	7:00	7:00	7:00	7:00	10:00	7:00							7:00		
Volume	3	8	27	26	10	2	1							76		
PM Volumes	24	40	66	80	32	4	0	0	0	0	0	0	0	246		
% PM	6%	10%	16%	19%	8%	1%								60%		
PM Peak Hour	16:00	15:00	15:00	15:00	15:00	14:00								15:00		
Volume	10	12	18	26	11	2								71		
Directional Peak Periods		AM 7-9				NOON 12-2			PM 4-6			Off Peak Volumes				
All Speeds		Volume	↔		%	Volume	↔		%	Volume	↔		%	Volume	↔	
		115			28%	39			9%	55			13%	204		

Street Name	Direction	Percentiles					
		15th	50th	Average	85th	95th	ADT
S Lomita St	Summary	17	24	24	30	34	413

VOLUME

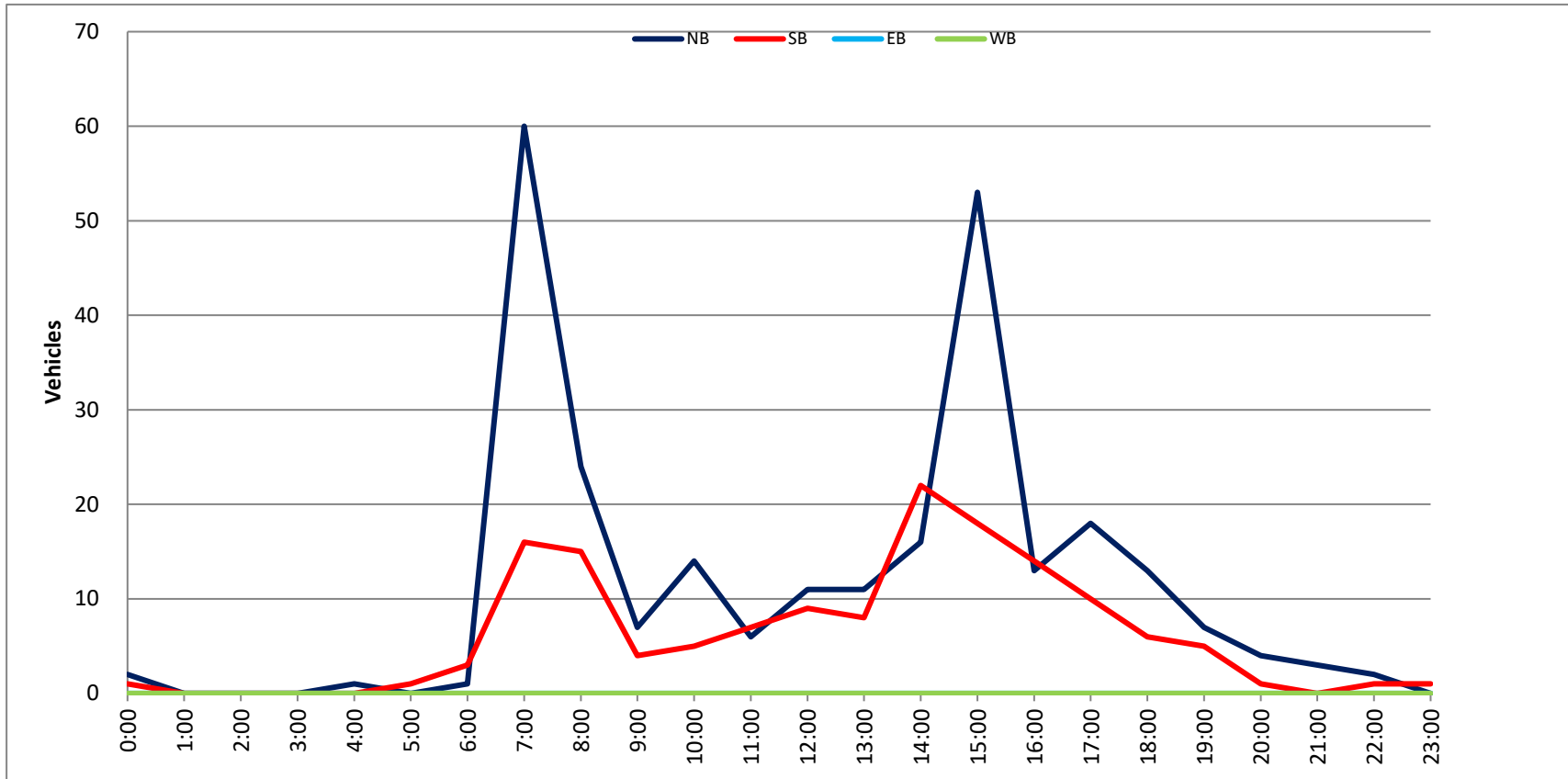
S Lomita St Bet. W Verdugo Ave & W Oak St

Day: Wednesday
 Date: 2/2/2022

City: Burbank
 Project #: CA22_020022_030

DAILY TOTALS					NB	SB	EB	WB	Total		
					266	147	0	0	413		
AM Period	NB	SB	EB	WB	TOTAL	PM Period	NB	SB	EB	WB	TOTAL
0:00	0	0	0	0		12:00	5	1	0	0	6
0:15	2	1	0	0	3	12:15	3	2	0	0	5
0:30	0	0	0	0		12:30	0	4	0	0	4
0:45	0	2	0	1	3	12:45	3	11	2	9	25
1:00	0	0	0	0		13:00	1	2	0	0	3
1:15	0	0	0	0		13:15	4	4	0	0	8
1:30	0	0	0	0		13:30	2	1	0	0	3
1:45	0	0	0	0		13:45	4	11	1	8	24
2:00	0	0	0	0		14:00	5	5	0	0	10
2:15	0	0	0	0		14:15	3	2	0	0	5
2:30	0	0	0	0		14:30	4	6	0	0	10
2:45	0	0	0	0		14:45	4	16	9	22	51
3:00	0	0	0	0		15:00	31	12	0	0	43
3:15	0	0	0	0		15:15	14	4	0	0	18
3:30	0	0	0	0		15:30	4	0	0	0	4
3:45	0	0	0	0		15:45	4	53	2	18	77
4:00	1	0	0	0	1	16:00	4	3	0	0	7
4:15	0	0	0	0		16:15	2	1	0	0	3
4:30	0	0	0	0		16:30	5	4	0	0	9
4:45	0	1	0	0	1	16:45	2	13	6	14	35
5:00	0	0	0	0		17:00	5	4	0	0	9
5:15	0	1	0	0	1	17:15	4	2	0	0	6
5:30	0	0	0	0		17:30	3	3	0	0	6
5:45	0	0	1	0	1	17:45	6	18	1	10	35
6:00	0	1	0	0	1	18:00	4	1	0	0	5
6:15	0	0	0	0		18:15	2	2	0	0	4
6:30	0	0	0	0		18:30	3	3	0	0	6
6:45	1	1	2	3	7	18:45	4	13	0	6	23
7:00	2	1	0	0	3	19:00	2	1	0	0	3
7:15	5	2	0	0	7	19:15	0	0	0	0	0
7:30	17	4	0	0	21	19:30	3	2	0	0	5
7:45	36	60	9	16	121	19:45	2	7	2	5	16
8:00	12	6	0	0	18	20:00	1	0	0	0	1
8:15	5	5	0	0	10	20:15	3	0	0	0	3
8:30	3	2	0	0	5	20:30	0	0	0	0	0
8:45	4	24	2	15	45	20:45	0	4	1	1	6
9:00	1	0	0	0	1	21:00	2	0	0	0	2
9:15	2	3	0	0	5	21:15	1	0	0	0	1
9:30	2	0	0	0	2	21:30	0	0	0	0	0
9:45	2	7	1	4	14	21:45	0	3	0	0	3
10:00	4	1	0	0	5	22:00	1	0	0	0	1
10:15	4	2	0	0	6	22:15	1	0	0	0	1
10:30	3	0	0	0	3	22:30	0	0	0	0	0
10:45	3	14	2	5	24	22:45	0	2	1	1	4
11:00	1	3	0	0	4	23:00	0	1	0	0	1
11:15	1	2	0	0	3	23:15	0	0	0	0	0
11:30	3	2	0	0	5	23:30	0	0	0	0	0
11:45	1	6	0	7	14	23:45	0	0	1	0	1
TOTALS	115	52	0	0	167	TOTALS	151	95	0	0	246
SPLIT %	68.9%	31.1%	0.0%	0.0%	40.4%	SPLIT %	61.4%	38.6%	0.0%	0.0%	59.6%

DAILY TOTALS					NB	SB	EB	WB	Total
					266	147	0	0	413
AM Peak Hour	7:15	7:30	7:30		70	94			164
AM Pk Volume	70	24	94						164
Pk Hr Factor	0.486	0.667	0.522						0.488
7 - 9 Volume	84	31	115	0	0	115	0	0	55
7 - 9 Peak Hour	7:15	7:30	7:30		70	94			164
7 - 9 Pk Volume	70	24	94	0	0	94	0	0	32
Pk Hr Factor	0.486	0.667	0.522	0.000	0.000	0.522	0.750	0.667	0.889
PM Peak Hour	14:30	14:30	14:30		53	31			84
PM Pk Volume	53	31	84						84
Pk Hr Factor	0.427	0.646	0.488						0.488
4 - 6 Volume	31	24	55	0	0	55	0	0	55
4 - 6 Peak Hour	17:00	16:30	16:30		18	16			34
4 - 6 Pk Volume	18	16	34	0	0	34	0	0	32
Pk Hr Factor	0.750	0.667	0.488	0.000	0.000	0.488	0.750	0.667	0.889



SPEED

S Lomita St Bet. W Verdugo Ave & W Oak St

Day: Thursday
Date: 2/3/2022

City: Burbank
Project #: CA22_020022_030n

North Bound

Table with columns: Time, <15, 15-19, 20-24, 25-29, 30-34, 35-39, 40-44, 45-49, 50-54, 55-59, 60-64, 65-69, 70+, Total. Rows list times from 0:00 AM to 23:45 in 15-minute increments, showing counts for each time interval.

Summary statistics table including AM Volumes, PM Volumes, and Directional Peak Periods. Includes sub-tables for AM Peak Hour, PM Peak Hour, and Directional Peak Periods for All Classes.

Table with columns: Street Name, Direction, 15th, 50th, Average, 85th, 95th, ADT. Rows for S Lomita St (North Bound) and S Lomita St (South Bound).

SPEED

S Lomita St Bet. W Verdugo Ave & W Oak St

Day: Thursday

Date: 2/3/2022

City: Burbank

Project #: CA22_020022_030n

North Bound

Time	< 15	15 - 19	20 - 24	25 - 29	30 - 34	35 - 39	40 - 44	45 - 49	50 - 54	55 - 59	60 - 64	65 - 69	70 +	Total
0:00 AM	0	0	2	1	0	0	0	0	0	0	0	0	0	3
1:00	0	0	0	0	0	0	0	0	0	0	0	0	0	0
2:00	0	0	0	0	0	0	0	0	0	0	0	0	0	0
3:00	0	0	0	0	0	0	0	0	0	0	0	0	0	0
4:00	0	0	0	0	0	0	0	0	0	0	0	0	0	0
5:00	1	0	0	0	0	0	0	0	0	0	0	0	0	1
6:00	0	0	1	0	0	0	0	0	0	0	0	0	0	1
7:00	2	4	18	18	9	1	0	0	0	0	0	0	0	52
8:00	0	4	3	6	4	2	0	0	0	0	0	0	0	19
9:00	3	1	2	3	0	0	0	0	0	0	0	0	0	9
10:00	0	1	1	0	1	1	0	0	0	0	0	0	0	4
11:00	0	2	5	1	1	0	0	0	0	0	0	0	0	9
12:00 PM	2	2	4	4	2	0	0	0	0	0	0	0	0	14
13:00	3	0	4	1	0	0	0	0	0	0	0	0	0	8
14:00	4	1	3	3	2	1	0	0	0	0	0	0	0	14
15:00	1	5	17	18	7	0	0	0	0	0	0	0	0	48
16:00	2	6	12	7	0	1	0	0	0	0	0	0	0	28
17:00	1	3	2	3	1	0	0	0	0	0	0	0	0	10
18:00	1	7	6	3	4	1	0	0	0	0	0	0	0	22
19:00	1	1	3	0	0	1	0	0	0	0	0	0	0	6
20:00	0	1	2	2	0	0	0	0	0	0	0	0	0	5
21:00	1	0	0	2	0	1	0	0	0	0	0	0	0	4
22:00	0	1	0	2	1	0	0	0	0	0	0	0	0	4
23:00	0	0	0	1	0	0	0	0	0	0	0	0	0	1
Totals	22	39	85	75	32	9								262
% of Totals	8%	15%	32%	29%	12%	3%								100%

AM Volumes	6	12	32	29	15	4	0	0	0	0	0	0	0	98
% AM	2%	5%	12%	11%	6%	2%								37%
AM Peak Hour	9:00	7:00	7:00	7:00	7:00	8:00								7:00
Volume	3	4	18	18	9	2								52
PM Volumes	16	27	53	46	17	5	0	0	0	0	0	0	0	164
% PM	6%	10%	20%	18%	6%	2%								63%
PM Peak Hour	14:00	18:00	15:00	15:00	15:00	14:00								15:00
Volume	4	7	17	18	7	1								48
Directional Peak Periods			AM 7-9		NOON 12-2		PM 4-6		Off Peak Volumes					
All Speeds			Volume	%	Volume	%	Volume	%	Volume	%	Volume	%		
			71	↔ 27%	22	↔ 8%	38	↔ 15%	131	↔ 50%				

Street Name	Direction	Percentiles					
		15th	50th	Average	85th	95th	ADT
S Lomita St	North Bound	17	24	24	30	34	262
S Lomita St	South Bound	15	22	22	29	33	174

SPEED

S Lomita St Bet. W Verdugo Ave & W Oak St

Day: Thursday

Date: 2/3/2022

City: Burbank

Project #: CA22_020022_030s

South Bound

Time	< 15	15 - 19	20 - 24	25 - 29	30 - 34	35 - 39	40 - 44	45 - 49	50 - 54	55 - 59	60 - 64	65 - 69	70 +	Total
0:00 AM	0	0	0	0	0	0	0	0	0	0	0	0	0	0
1:00	0	0	0	1	0	0	0	0	0	0	0	0	0	1
2:00	0	0	0	0	0	0	0	0	0	0	0	0	0	0
3:00	0	0	0	0	0	0	0	0	0	0	0	0	0	0
4:00	0	0	0	0	0	0	0	0	0	0	0	0	0	0
5:00	0	0	0	0	0	0	0	0	0	0	0	0	0	0
6:00	0	1	1	1	1	0	0	0	0	0	0	0	0	4
7:00	2	7	2	2	0	1	0	0	0	0	0	0	0	14
8:00	2	3	7	4	1	0	0	0	0	0	0	0	0	17
9:00	2	1	2	0	1	0	0	0	0	0	0	0	0	6
10:00	2	1	1	3	1	1	0	0	0	0	0	0	0	9
11:00	1	0	3	1	0	0	0	0	0	0	0	0	0	5
12:00 PM	4	2	3	0	0	0	0	0	0	0	0	0	0	9
13:00	2	2	4	3	1	0	0	0	0	0	0	0	0	12
14:00	1	4	4	5	1	0	0	0	0	0	0	0	0	15
15:00	3	2	7	12	1	0	0	0	0	0	0	0	0	25
16:00	3	6	8	3	2	0	0	0	0	0	0	0	0	22
17:00	1	3	2	2	0	0	0	0	0	0	0	0	0	8
18:00	2	1	4	3	0	1	0	0	0	0	0	0	0	11
19:00	1	3	2	0	0	0	0	0	0	0	0	0	0	6
20:00	0	1	0	0	0	0	0	0	0	0	0	0	0	1
21:00	1	1	0	0	1	1	0	0	0	0	0	0	0	4
22:00	0	0	1	1	2	0	0	0	0	0	0	0	0	4
23:00	0	0	1	0	0	0	0	0	0	0	0	0	0	1
Totals	27	38	52	41	12	4								174
% of Totals	16%	22%	30%	24%	7%	2%								100%

AM Volumes	9	13	16	12	4	2	0	0	0	0	0	0	0	56		
% AM	5%	7%	9%	7%	2%	1%								32%		
AM Peak Hour	7:00	7:00	8:00	8:00	6:00	7:00								8:00		
Volume	2	7	7	4	1	1								17		
PM Volumes	18	25	36	29	8	2	0	0	0	0	0	0	0	118		
% PM	10%	14%	21%	17%	5%	1%								68%		
PM Peak Hour	12:00	16:00	16:00	15:00	16:00	18:00								15:00		
Volume	4	6	8	12	2	1								25		
Directional Peak Periods		AM 7-9				NOON 12-2				PM 4-6				Off Peak Volumes		
All Speeds		Volume	↔		%	Volume	↔		%	Volume	↔		%	Volume	↔	
		31			18%	21			12%	30			17%	92		

Street Name	Direction	Percentiles					
		15th	50th	Average	85th	95th	ADT
S Lomita St	North Bound	17	24	24	30	34	262
S Lomita St	South Bound	15	22	22	29	33	174

SPEED

S Lomita St Bet. W Verdugo Ave & W Oak St

Day: Thursday

Date: 2/3/2022

City: Burbank

Project #: CA22_020022_030

Summary

Time	< 15	15 - 19	20 - 24	25 - 29	30 - 34	35 - 39	40 - 44	45 - 49	50 - 54	55 - 59	60 - 64	65 - 69	70 +	Total
0:00 AM	0	0	2	1	0	0	0	0	0	0	0	0	0	3
1:00	0	0	0	1	0	0	0	0	0	0	0	0	0	1
2:00	0	0	0	0	0	0	0	0	0	0	0	0	0	0
3:00	0	0	0	0	0	0	0	0	0	0	0	0	0	0
4:00	0	0	0	0	0	0	0	0	0	0	0	0	0	0
5:00	1	0	0	0	0	0	0	0	0	0	0	0	0	1
6:00	0	1	2	1	1	0	0	0	0	0	0	0	0	5
7:00	4	11	20	20	9	2	0	0	0	0	0	0	0	66
8:00	2	7	10	10	5	2	0	0	0	0	0	0	0	36
9:00	5	2	4	3	1	0	0	0	0	0	0	0	0	15
10:00	2	2	2	3	2	2	0	0	0	0	0	0	0	13
11:00	1	2	8	2	1	0	0	0	0	0	0	0	0	14
12:00 PM	6	4	7	4	2	0	0	0	0	0	0	0	0	23
13:00	5	2	8	4	1	0	0	0	0	0	0	0	0	20
14:00	5	5	7	8	3	1	0	0	0	0	0	0	0	29
15:00	4	7	24	30	8	0	0	0	0	0	0	0	0	73
16:00	5	12	20	10	2	1	0	0	0	0	0	0	0	50
17:00	2	6	4	5	1	0	0	0	0	0	0	0	0	18
18:00	3	8	10	6	4	2	0	0	0	0	0	0	0	33
19:00	2	4	5	0	0	1	0	0	0	0	0	0	0	12
20:00	0	2	2	2	0	0	0	0	0	0	0	0	0	6
21:00	2	1	0	2	1	2	0	0	0	0	0	0	0	8
22:00	0	1	1	3	3	0	0	0	0	0	0	0	0	8
23:00	0	0	1	1	0	0	0	0	0	0	0	0	0	2
Totals	49	77	137	116	44	13								436
% of Totals	11%	18%	31%	27%	10%	3%								100%

AM Volumes	15	25	48	41	19	6	0	0	0	0	0	0	0	154		
% AM	3%	6%	11%	9%	4%	1%								35%		
AM Peak Hour	9:00	7:00	7:00	7:00	7:00	7:00								7:00		
Volume	5	11	20	20	9	2								66		
PM Volumes	34	52	89	75	25	7	0	0	0	0	0	0	0	282		
% PM	8%	12%	20%	17%	6%	2%								65%		
PM Peak Hour	12:00	16:00	15:00	15:00	15:00	18:00								15:00		
Volume	6	12	24	30	8	2								73		
Directional Peak Periods		AM 7-9				NOON 12-2			PM 4-6			Off Peak Volumes				
All Speeds		Volume	↔		%	Volume	↔		%	Volume	↔		%	Volume	↔	
		102			23%	43			10%	68			16%	223		

Street Name	Direction	Percentiles					
		15th	50th	Average	85th	95th	ADT
S Lomita St	Summary	16	23	23	30	34	436

VOLUME

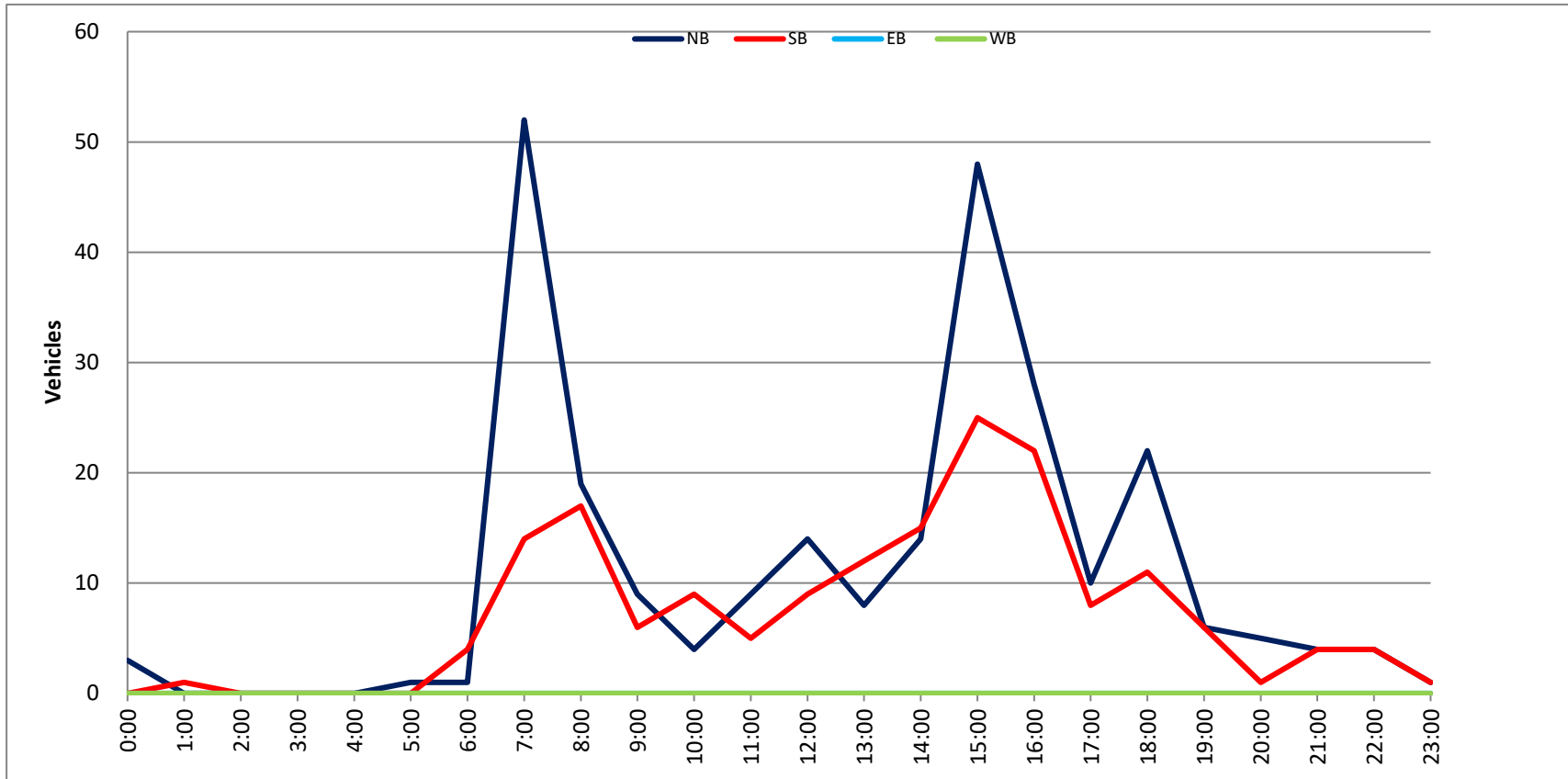
S Lomita St Bet. W Verdugo Ave & W Oak St

Day: Thursday
 Date: 2/3/2022

City: Burbank
 Project #: CA22_020022_030

DAILY TOTALS					NB	SB	EB	WB	Total		
					262	174	0	0	436		
AM Period	NB	SB	EB	WB	TOTAL	PM Period	NB	SB	EB	WB	TOTAL
0:00	0	0	0	0		12:00	3	1	0	0	4
0:15	2	0	0	0	2	12:15	3	3	0	0	6
0:30	1	0	0	0	1	12:30	5	1	0	0	6
0:45	0	3	0	0	3	12:45	3	14	4	9	23
1:00	0	0	0	0		13:00	2	2	0	0	4
1:15	0	0	0	0		13:15	3	2	0	0	5
1:30	0	0	0	0		13:30	2	3	0	0	5
1:45	0	1	1	0	1	13:45	1	8	5	12	20
2:00	0	0	0	0		14:00	5	1	0	0	6
2:15	0	0	0	0		14:15	2	0	0	0	2
2:30	0	0	0	0		14:30	5	4	0	0	9
2:45	0	0	0	0		14:45	2	14	10	15	29
3:00	0	0	0	0		15:00	27	14	0	0	41
3:15	0	0	0	0		15:15	11	3	0	0	14
3:30	0	0	0	0		15:30	5	3	0	0	8
3:45	0	0	0	0		15:45	5	48	5	25	73
4:00	0	0	0	0		16:00	6	2	0	0	8
4:15	0	0	0	0		16:15	10	6	0	0	16
4:30	0	0	0	0		16:30	7	7	0	0	14
4:45	0	0	0	0		16:45	5	28	7	22	50
5:00	0	0	0	0		17:00	3	1	0	0	4
5:15	0	0	0	0		17:15	5	2	0	0	7
5:30	0	0	0	0		17:30	1	3	0	0	4
5:45	1	1	0	0	1	17:45	1	10	2	8	18
6:00	0	2	0	0	2	18:00	7	3	0	0	10
6:15	1	1	0	0	2	18:15	5	5	0	0	10
6:30	0	0	0	0		18:30	1	3	0	0	4
6:45	0	1	1	4	1	18:45	9	22	0	11	33
7:00	0	2	0	0	2	19:00	1	2	0	0	3
7:15	3	1	0	0	4	19:15	2	3	0	0	5
7:30	12	2	0	0	14	19:30	0	0	0	0	
7:45	37	52	9	14	46	19:45	3	6	1	6	12
8:00	11	8	0	0	19	20:00	1	0	0	0	1
8:15	3	2	0	0	5	20:15	1	0	0	0	1
8:30	2	3	0	0	5	20:30	3	1	0	0	4
8:45	3	19	4	17	7	20:45	0	5	0	1	6
9:00	2	3	0	0	5	21:00	1	2	0	0	3
9:15	3	1	0	0	4	21:15	0	1	0	0	1
9:30	2	1	0	0	3	21:30	3	0	0	0	3
9:45	2	9	1	6	3	21:45	0	4	1	4	8
10:00	0	2	0	0	2	22:00	1	1	0	0	2
10:15	3	0	0	0	3	22:15	2	1	0	0	3
10:30	0	5	0	0	5	22:30	1	2	0	0	3
10:45	1	4	2	9	3	22:45	0	4	0	4	8
11:00	1	1	0	0	2	23:00	0	0	0	0	
11:15	3	0	0	0	3	23:15	0	1	0	0	1
11:30	3	0	0	0	3	23:30	0	0	0	0	
11:45	2	9	4	5	6	23:45	1	1	0	1	2
TOTALS	98	56			154	TOTALS	164	118			282
SPLIT %	63.6%	36.4%			35.3%	SPLIT %	58.2%	41.8%			64.7%

DAILY TOTALS					NB	SB	EB	WB	Total
					262	174	0	0	436
AM Peak Hour	7:15	7:45		7:30	PM Peak Hour	15:00	14:30		14:30
AM Pk Volume	63	22		84	PM Pk Volume	48	31		76
Pk Hr Factor	0.426	0.611		0.457	Pk Hr Factor	0.444	0.554		0.463
7 - 9 Volume	71	31	0	102	4 - 6 Volume	38	30	0	68
7 - 9 Peak Hour	7:15	7:45		7:30	4 - 6 Peak Hour	16:00	16:00		16:00
7 - 9 Pk Volume	63	22	0	84	4 - 6 Pk Volume	28	22	0	50
Pk Hr Factor	0.426	0.611	0.000	0.457	Pk Hr Factor	0.700	0.786	0.000	0.781



SPEED

S Glenwood Pl Bet. W Verdugo Ave & W Oak St

Day: Tuesday
Date: 1/18/2022

City: Burbank
Project #: CA22_020022_031n

North Bound

Time	< 15	15 - 19	20 - 24	25 - 29	30 - 34	35 - 39	40 - 44	45 - 49	50 - 54	55 - 59	60 - 64	65 - 69	70 +	Total
0:00 AM	0	0	0	0	0	0	0	0	0	0	0	0	0	0
1:00	0	2	0	0	0	0	0	0	0	0	0	0	0	2
2:00	0	0	0	0	0	0	0	0	0	0	0	0	0	0
3:00	0	0	0	1	0	0	0	0	0	0	0	0	0	1
4:00	0	0	0	0	0	0	0	0	0	0	0	0	0	0
5:00	1	0	0	0	0	0	0	0	0	0	0	0	0	1
6:00	1	0	2	0	0	0	0	0	0	0	0	0	0	3
7:00	1	6	6	6	6	1	0	0	0	0	0	0	0	26
8:00	3	5	8	4	2	0	0	0	0	0	0	0	0	22
9:00	3	3	3	2	2	0	0	0	0	0	0	0	0	13
10:00	1	3	2	3	6	1	0	0	0	0	0	0	0	16
11:00	0	1	4	10	7	0	0	0	0	0	0	0	0	22
12:00 PM	0	3	5	5	3	0	0	0	0	0	0	0	0	16
13:00	0	2	5	3	4	1	0	0	0	0	0	0	0	15
14:00	0	3	6	14	5	0	1	0	0	0	0	0	0	29
15:00	2	4	8	14	2	1	1	0	0	0	0	0	0	32
16:00	0	1	2	5	2	1	1	0	0	0	0	0	0	12
17:00	3	0	3	12	2	1	0	0	0	0	0	0	0	21
18:00	0	2	6	10	0	0	0	0	0	0	0	0	0	18
19:00	0	0	5	5	1	1	0	0	0	0	0	0	0	12
20:00	0	1	2	3	0	0	0	0	0	0	0	0	0	6
21:00	0	1	3	1	0	0	0	0	0	0	0	0	0	5
22:00	0	0	2	0	3	1	0	0	0	0	0	0	0	6
23:00	0	0	3	1	0	0	0	0	0	0	0	0	0	4
Totals	15	37	75	99	45	8	3							282
% of Totals	5%	13%	27%	35%	16%	3%	1%							100%

AM Volumes	10	20	25	26	23	2	0	0	0	0	0	0	0	106			
% AM	4%	7%	9%	9%	8%	1%								38%			
AM Peak Hour	8:00	7:00	8:00	11:00	11:00	7:00								7:00			
Volume	3	6	8	10	7	1								26			
PM Volumes	5	17	50	73	22	6	3	0	0	0	0	0	0	176			
% PM	2%	6%	18%	26%	8%	2%	1%							62%			
PM Peak Hour	17:00	15:00	15:00	14:00	14:00	13:00	14:00							15:00			
Volume	3	4	8	14	5	1	1							32			
Directional Peak Periods		AM 7-9				NOON 12-2			PM 4-6			Off Peak Volumes					
All Speeds		Volume	↔		%	Volume	↔		%	Volume	↔		%	Volume	↔		%
		48			17%	31			11%	33			12%	170			60%

Street Name	Direction	Percentiles					
		15th	50th	Average	85th	95th	ADT
S Glenwood Pl	North Bound	19	26	25	32	35	282
S Glenwood Pl	South Bound	18	26	25	32	35	261

SPEED

S Glenwood Pl Bet. W Verdugo Ave & W Oak St

Day: Tuesday
Date: 1/18/2022

City: Burbank
Project #: CA22_020022_031s

South Bound

Time	< 15	15 - 19	20 - 24	25 - 29	30 - 34	35 - 39	40 - 44	45 - 49	50 - 54	55 - 59	60 - 64	65 - 69	70 +	Total
0:00 AM	1	0	0	0	0	0	0	0	0	0	0	0	0	1
1:00	0	0	0	0	0	0	0	0	0	0	0	0	0	0
2:00	0	0	0	0	0	0	0	0	0	0	0	0	0	0
3:00	0	0	0	0	0	0	0	0	0	0	0	0	0	0
4:00	1	0	0	1	0	0	0	0	0	0	0	0	0	2
5:00	1	1	0	0	1	0	0	0	0	0	0	0	0	3
6:00	0	1	0	3	1	1	0	0	0	0	0	0	0	6
7:00	0	6	6	11	5	1	0	0	0	0	0	0	0	29
8:00	4	3	2	6	4	2	1	0	0	0	0	0	0	22
9:00	0	2	1	8	3	0	0	0	0	0	0	0	0	14
10:00	0	1	3	4	3	0	0	0	0	0	0	0	0	11
11:00	0	3	3	6	8	2	0	0	0	0	0	0	0	22
12:00 PM	0	1	2	4	6	1	0	0	0	0	0	0	0	14
13:00	2	1	1	4	2	1	0	0	0	0	0	0	0	11
14:00	2	0	6	12	4	0	0	0	0	0	0	0	0	24
15:00	2	4	5	6	5	1	0	0	0	0	0	0	0	23
16:00	0	2	3	4	3	0	0	0	0	0	0	0	0	12
17:00	2	4	5	9	4	0	0	0	0	0	0	0	0	24
18:00	3	0	6	2	2	0	0	0	0	0	0	0	0	13
19:00	0	0	4	4	0	0	0	0	0	0	0	0	0	8
20:00	0	1	2	4	0	0	0	0	0	0	0	0	0	7
21:00	1	1	3	1	0	0	0	0	0	0	0	0	0	6
22:00	0	0	4	3	2	0	0	0	0	0	0	0	0	9
23:00	0	0	0	0	0	0	0	0	0	0	0	0	0	0
Totals	19	31	56	92	53	9	1							261
% of Totals	7%	12%	21%	35%	20%	3%	0%							100%

AM Volumes	7	17	15	39	25	6	1	0	0	0	0	0	0	110			
% AM	3%	7%	6%	15%	10%	2%	0%							42%			
AM Peak Hour	8:00	7:00	7:00	7:00	11:00	8:00	8:00							7:00			
Volume	4	6	6	11	8	2	1							29			
PM Volumes	12	14	41	53	28	3	0	0	0	0	0	0	0	151			
% PM	5%	5%	16%	20%	11%	1%								58%			
PM Peak Hour	18:00	15:00	14:00	14:00	12:00	12:00								14:00			
Volume	3	4	6	12	6	1								24			
Directional Peak Periods		AM 7-9				NOON 12-2			PM 4-6			Off Peak Volumes					
All Speeds		Volume	↔		%	Volume	↔		%	Volume	↔		%	Volume	↔		%
		51			20%	25			10%	36			14%	149			57%

Street Name	Direction	Percentiles					
		15th	50th	Average	85th	95th	ADT
S Glenwood Pl	North Bound	19	26	25	32	35	282
S Glenwood Pl	South Bound	18	26	25	32	35	261

SPEED

S Glenwood Pl Bet. W Verdugo Ave & W Oak St

Day: Tuesday
Date: 1/18/2022

City: Burbank
Project #: CA22_020022_031

Summary

Time	< 15	15 - 19	20 - 24	25 - 29	30 - 34	35 - 39	40 - 44	45 - 49	50 - 54	55 - 59	60 - 64	65 - 69	70 +	Total
0:00 AM	1	0	0	0	0	0	0	0	0	0	0	0	0	1
1:00	0	2	0	0	0	0	0	0	0	0	0	0	0	2
2:00	0	0	0	0	0	0	0	0	0	0	0	0	0	0
3:00	0	0	0	1	0	0	0	0	0	0	0	0	0	1
4:00	1	0	0	1	0	0	0	0	0	0	0	0	0	2
5:00	2	1	0	0	1	0	0	0	0	0	0	0	0	4
6:00	1	1	2	3	1	1	0	0	0	0	0	0	0	9
7:00	1	12	12	17	11	2	0	0	0	0	0	0	0	55
8:00	7	8	10	10	6	2	1	0	0	0	0	0	0	44
9:00	3	5	4	10	5	0	0	0	0	0	0	0	0	27
10:00	1	4	5	7	9	1	0	0	0	0	0	0	0	27
11:00	0	4	7	16	15	2	0	0	0	0	0	0	0	44
12:00 PM	0	4	7	9	9	1	0	0	0	0	0	0	0	30
13:00	2	3	6	7	6	2	0	0	0	0	0	0	0	26
14:00	2	3	12	26	9	0	1	0	0	0	0	0	0	53
15:00	4	8	13	20	7	2	1	0	0	0	0	0	0	55
16:00	0	3	5	9	5	1	1	0	0	0	0	0	0	24
17:00	5	4	8	21	6	1	0	0	0	0	0	0	0	45
18:00	3	2	12	12	2	0	0	0	0	0	0	0	0	31
19:00	0	0	9	9	1	1	0	0	0	0	0	0	0	20
20:00	0	2	4	7	0	0	0	0	0	0	0	0	0	13
21:00	1	2	6	2	0	0	0	0	0	0	0	0	0	11
22:00	0	0	6	3	5	1	0	0	0	0	0	0	0	15
23:00	0	0	3	1	0	0	0	0	0	0	0	0	0	4
Totals	34	68	131	191	98	17	4							543
% of Totals	6%	13%	24%	35%	18%	3%	1%							100%

AM Volumes	17	37	40	65	48	8	1	0	0	0	0	0	0	216		
% AM	3%	7%	7%	12%	9%	1%	0%							40%		
AM Peak Hour	8:00	7:00	7:00	7:00	11:00	7:00	8:00							7:00		
Volume	7	12	12	17	15	2	1							55		
PM Volumes	17	31	91	126	50	9	3	0	0	0	0	0	0	327		
% PM	3%	6%	17%	23%	9%	2%	1%							60%		
PM Peak Hour	17:00	15:00	15:00	14:00	12:00	13:00	14:00							15:00		
Volume	5	8	13	26	9	2	1							55		
Directional Peak Periods		AM 7-9				NOON 12-2			PM 4-6			Off Peak Volumes				
All Speeds		Volume	↔		%	Volume	↔		%	Volume	↔		%	Volume	↔	
		99			18%	56			10%	69			13%	319		

Street Name	Direction	Percentiles					
		15th	50th	Average	85th	95th	ADT
S Glenwood Pl	Summary	18	26	25	32	35	543

VOLUME

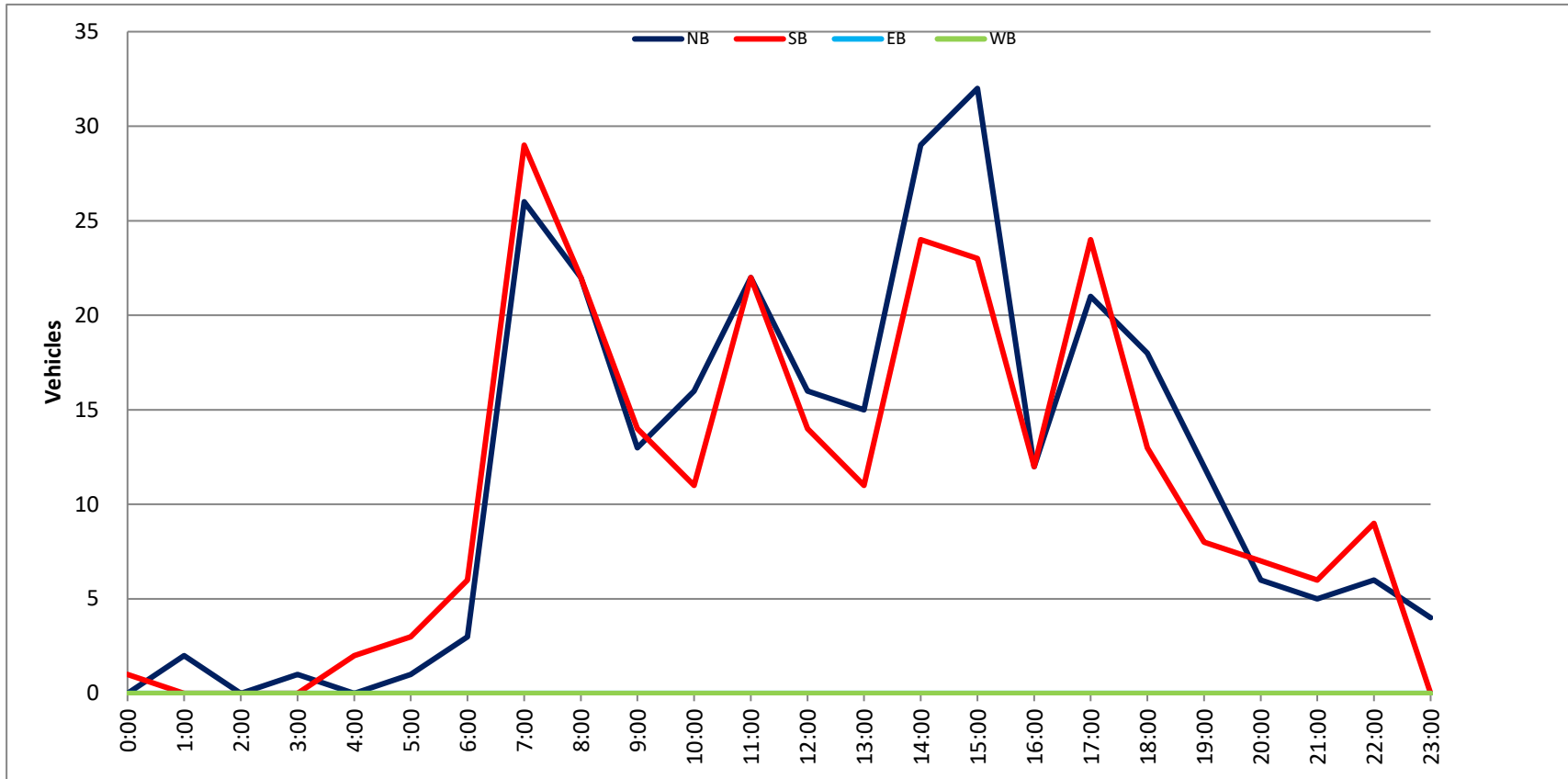
S Glenwood Pl Bet. W Verdugo Ave & W Oak St

Day: Tuesday
 Date: 1/18/2022

City: Burbank
 Project #: CA22_020022_031

DAILY TOTALS					NB	SB	EB	WB	Total		
					282	261	0	0	543		
AM Period	NB	SB	EB	WB	TOTAL	PM Period	NB	SB	EB	WB	TOTAL
0:00	0	0	0	0		12:00	5	1	0	0	6
0:15	0	0	0	0		12:15	3	5	0	0	8
0:30	0	1	0	0	1	12:30	5	5	0	0	10
0:45	0	0	1	0	1	12:45	3	16	3	14	36
1:00	2	0	0	0	2	13:00	4	3	0	0	7
1:15	0	0	0	0		13:15	4	3	0	0	7
1:30	0	0	0	0		13:30	4	4	0	0	8
1:45	0	2	0	0	2	13:45	3	15	1	11	30
2:00	0	0	0	0		14:00	5	3	0	0	8
2:15	0	0	0	0		14:15	10	8	0	0	18
2:30	0	0	0	0		14:30	8	9	0	0	17
2:45	0	0	0	0		14:45	6	29	4	24	63
3:00	0	0	0	0		15:00	9	4	0	0	13
3:15	0	0	0	0		15:15	8	3	0	0	11
3:30	1	0	0	0	1	15:30	13	10	0	0	23
3:45	0	1	0	0	1	15:45	2	32	6	23	63
4:00	0	2	0	0	2	16:00	2	4	0	0	6
4:15	0	0	0	0		16:15	2	3	0	0	5
4:30	0	0	0	0		16:30	2	2	0	0	4
4:45	0	0	2	0	2	16:45	6	12	3	12	33
5:00	0	0	0	0		17:00	5	6	0	0	11
5:15	0	1	0	0	1	17:15	3	6	0	0	9
5:30	0	1	0	0	1	17:30	6	7	0	0	13
5:45	1	1	1	3	6	17:45	7	21	5	24	57
6:00	0	0	0	0		18:00	1	4	0	0	5
6:15	0	1	0	0	1	18:15	5	5	0	0	10
6:30	0	2	0	0	2	18:30	7	3	0	0	10
6:45	3	3	3	6	15	18:45	5	18	1	13	47
7:00	5	5	0	0	10	19:00	3	3	0	0	6
7:15	1	5	0	0	6	19:15	2	1	0	0	3
7:30	5	7	0	0	12	19:30	6	2	0	0	8
7:45	15	26	12	29	82	19:45	1	12	2	8	23
8:00	5	10	0	0	15	20:00	3	4	0	0	7
8:15	4	6	0	0	10	20:15	0	1	0	0	1
8:30	8	1	0	0	9	20:30	2	2	0	0	4
8:45	5	22	5	22	54	20:45	1	6	0	7	14
9:00	5	6	0	0	11	21:00	1	1	0	0	2
9:15	1	3	0	0	4	21:15	1	1	0	0	2
9:30	6	3	0	0	9	21:30	2	1	0	0	3
9:45	1	13	2	14	30	21:45	1	5	3	6	15
10:00	5	2	0	0	7	22:00	1	3	0	0	4
10:15	3	1	0	0	4	22:15	2	3	0	0	5
10:30	5	6	0	0	11	22:30	2	1	0	0	3
10:45	3	16	2	11	32	22:45	1	6	2	9	18
11:00	2	1	0	0	3	23:00	1	0	0	0	1
11:15	5	7	0	0	12	23:15	3	0	0	0	3
11:30	5	6	0	0	11	23:30	0	0	0	0	0
11:45	10	22	8	22	62	23:45	0	4	0	0	4
TOTALS	106	110	0	0	216	TOTALS	176	151	0	0	327
SPLIT %	49.1%	50.9%	0%	0%	39.8%	SPLIT %	53.8%	46.2%	0%	0%	60.2%

DAILY TOTALS					NB	SB	EB	WB	Total
					282	261	0	0	543
AM Peak Hour	7:45	7:30	7:30	PM Peak Hour	14:45	14:15	14:15		
AM Pk Volume	32	35	64	PM Pk Volume	36	25	58		
Pk Hr Factor	0.533	0.729	0.593	Pk Hr Factor	0.692	0.694	0.806		
7 - 9 Volume	48	51	99	4 - 6 Volume	33	36	69		
7 - 9 Peak Hour	7:45	7:30	7:30	4 - 6 Peak Hour	17:00	17:00	17:00		
7 - 9 Pk Volume	32	35	64	4 - 6 Pk Volume	21	24	45		
Pk Hr Factor	0.533	0.729	0.593	Pk Hr Factor	0.750	0.857	0.865		



SPEED

S Glenwood Pl Bet. W Verdugo Ave & W Oak St

Day: Wednesday

Date: 1/19/2022

City: Burbank

Project #: CA22_020022_031n

North Bound

Time	< 15	15 - 19	20 - 24	25 - 29	30 - 34	35 - 39	40 - 44	45 - 49	50 - 54	55 - 59	60 - 64	65 - 69	70 +	Total
0:00 AM	0	0	1	0	0	0	0	0	0	0	0	0	0	1
1:00	0	0	0	0	0	0	0	0	0	0	0	0	0	0
2:00	0	0	1	0	0	0	0	0	0	0	0	0	0	1
3:00	0	0	0	0	0	0	0	0	0	0	0	0	0	0
4:00	0	0	0	0	1	0	0	0	0	0	0	0	0	1
5:00	1	1	1	0	0	0	0	0	0	0	0	0	0	3
6:00	1	0	2	0	0	0	0	0	0	0	0	0	0	3
7:00	1	4	8	9	1	0	0	0	0	0	0	0	0	23
8:00	2	4	9	4	2	0	0	0	0	0	0	0	0	21
9:00	4	1	3	2	2	0	0	0	0	0	0	0	0	12
10:00	4	3	8	5	1	0	0	0	0	0	0	0	0	21
11:00	0	2	9	7	2	0	0	0	0	0	0	0	0	20
12:00 PM	0	6	9	8	5	0	0	0	0	0	0	0	0	28
13:00	1	2	5	4	2	0	0	0	0	0	0	0	0	14
14:00	1	5	7	4	6	0	0	0	0	0	0	0	0	23
15:00	4	3	9	17	5	1	0	0	0	0	0	0	0	39
16:00	2	2	6	4	3	0	0	0	0	0	0	0	0	17
17:00	1	1	5	10	1	2	0	0	0	0	0	0	0	20
18:00	1	3	7	10	1	0	0	0	0	0	0	0	0	22
19:00	0	0	0	5	1	0	0	0	0	0	0	0	0	6
20:00	0	3	5	4	1	0	1	0	0	0	0	0	0	14
21:00	0	0	2	1	0	0	0	0	0	0	0	0	0	3
22:00	0	0	0	1	0	0	1	0	0	0	0	0	0	2
23:00	0	0	1	2	1	0	0	0	0	0	0	0	0	4
Totals	23	40	98	97	35	3	2							298
% of Totals	8%	13%	33%	33%	12%	1%	1%							100%

AM Volumes	13	15	42	27	9	0	0	0	0	0	0	0	0	106	
% AM	4%	5%	14%	9%	3%									36%	
AM Peak Hour	9:00	7:00	8:00	7:00	8:00									7:00	
Volume	4	4	9	9	2									23	
PM Volumes	10	25	56	70	26	3	2	0	0	0	0	0	0	192	
% PM	3%	8%	19%	23%	9%	1%	1%							64%	
PM Peak Hour	15:00	12:00	12:00	15:00	14:00	17:00	20:00							15:00	
Volume	4	6	9	17	6	2	1							39	
Directional Peak Periods		AM 7-9				NOON 12-2			PM 4-6			Off Peak Volumes			
All Speeds		Volume		%		Volume		%		Volume		%	Volume	%	
		44	↔	15%		42	↔	14%		37	↔	12%	175	↔	59%

Street Name	Direction	Percentiles					
		15th	50th	Average	85th	95th	ADT
S Glenwood Pl	North Bound	18	24	24	30	34	298
S Glenwood Pl	South Bound	18	25	24	31	34	262

SPEED

S Glenwood Pl Bet. W Verdugo Ave & W Oak St

Day: Wednesday

Date: 1/19/2022

City: Burbank

Project #: CA22_020022_031s

South Bound

Time	< 15	15 - 19	20 - 24	25 - 29	30 - 34	35 - 39	40 - 44	45 - 49	50 - 54	55 - 59	60 - 64	65 - 69	70 +	Total
0:00 AM	0	0	0	0	0	0	0	0	0	0	0	0	0	0
1:00	0	0	0	0	0	0	0	0	0	0	0	0	0	0
2:00	0	0	0	1	0	0	0	0	0	0	0	0	0	1
3:00	0	0	0	0	0	0	0	0	0	0	0	0	0	0
4:00	0	1	0	0	0	0	0	0	0	0	0	0	0	1
5:00	1	0	1	2	0	0	0	0	0	0	0	0	0	4
6:00	1	1	1	3	1	0	0	0	0	0	0	0	0	7
7:00	1	2	8	6	4	0	0	0	0	0	0	0	0	21
8:00	0	3	7	10	4	1	1	0	0	0	0	0	0	26
9:00	2	1	5	11	1	2	0	0	0	0	0	0	0	22
10:00	1	4	5	3	3	0	0	0	0	0	0	0	0	16
11:00	2	1	5	6	3	0	0	0	0	0	0	0	0	17
12:00 PM	1	2	4	3	1	1	0	0	0	0	0	0	0	12
13:00	2	3	6	3	3	0	0	0	0	0	0	0	0	17
14:00	3	4	5	7	5	1	0	0	0	0	0	0	0	25
15:00	0	1	7	11	1	0	0	0	0	0	0	0	0	20
16:00	2	4	5	5	3	0	1	0	0	0	0	0	0	20
17:00	1	1	8	4	1	0	0	0	0	0	0	0	0	15
18:00	2	1	3	2	3	0	0	0	0	0	0	0	0	11
19:00	1	0	4	3	2	1	0	0	0	0	0	0	0	11
20:00	0	2	2	1	2	0	0	0	0	0	0	0	0	7
21:00	0	1	1	2	0	0	0	0	0	0	0	0	0	4
22:00	0	0	2	2	0	0	0	0	0	0	0	0	0	4
23:00	0	1	0	0	0	0	0	0	0	0	0	0	0	1
Totals	20	33	79	85	37	6	2							262
% of Totals	8%	13%	30%	32%	14%	2%	1%							100%

AM Volumes	8	13	32	42	16	3	1	0	0	0	0	0	0	115		
% AM	3%	5%	12%	16%	6%	1%	0%							44%		
AM Peak Hour	9:00	10:00	7:00	9:00	7:00	9:00	8:00							8:00		
Volume	2	4	8	11	4	2	1							26		
PM Volumes	12	20	47	43	21	3	1	0	0	0	0	0	0	147		
% PM	5%	8%	18%	16%	8%	1%	0%							56%		
PM Peak Hour	14:00	14:00	17:00	15:00	14:00	12:00	16:00							14:00		
Volume	3	4	8	11	5	1	1							25		
Directional Peak Periods		AM 7-9				NOON 12-2				PM 4-6				Off Peak Volumes		
All Speeds		Volume	↔		%	Volume	↔		%	Volume	↔		%	Volume	↔	
		47			18%	29			11%	35			13%	151		

Street Name	Direction	Percentiles					
		15th	50th	Average	85th	95th	ADT
S Glenwood Pl	North Bound	18	24	24	30	34	298
S Glenwood Pl	South Bound	18	25	24	31	34	262

SPEED

S Glenwood Pl Bet. W Verdugo Ave & W Oak St

Day: Wednesday

Date: 1/19/2022

City: Burbank

Project #: CA22_020022_031

Summary

Time	< 15	15 - 19	20 - 24	25 - 29	30 - 34	35 - 39	40 - 44	45 - 49	50 - 54	55 - 59	60 - 64	65 - 69	70 +	Total
0:00 AM	0	0	1	0	0	0	0	0	0	0	0	0	0	1
1:00	0	0	0	0	0	0	0	0	0	0	0	0	0	0
2:00	0	0	1	1	0	0	0	0	0	0	0	0	0	2
3:00	0	0	0	0	0	0	0	0	0	0	0	0	0	0
4:00	0	1	0	0	1	0	0	0	0	0	0	0	0	2
5:00	2	1	2	2	0	0	0	0	0	0	0	0	0	7
6:00	2	1	3	3	1	0	0	0	0	0	0	0	0	10
7:00	2	6	16	15	5	0	0	0	0	0	0	0	0	44
8:00	2	7	16	14	6	1	1	0	0	0	0	0	0	47
9:00	6	2	8	13	3	2	0	0	0	0	0	0	0	34
10:00	5	7	13	8	4	0	0	0	0	0	0	0	0	37
11:00	2	3	14	13	5	0	0	0	0	0	0	0	0	37
12:00 PM	1	8	13	11	6	1	0	0	0	0	0	0	0	40
13:00	3	5	11	7	5	0	0	0	0	0	0	0	0	31
14:00	4	9	12	11	11	1	0	0	0	0	0	0	0	48
15:00	4	4	16	28	6	1	0	0	0	0	0	0	0	59
16:00	4	6	11	9	6	0	1	0	0	0	0	0	0	37
17:00	2	2	13	14	2	2	0	0	0	0	0	0	0	35
18:00	3	4	10	12	4	0	0	0	0	0	0	0	0	33
19:00	1	0	4	8	3	1	0	0	0	0	0	0	0	17
20:00	0	5	7	5	3	0	1	0	0	0	0	0	0	21
21:00	0	1	3	3	0	0	0	0	0	0	0	0	0	7
22:00	0	0	2	3	0	0	1	0	0	0	0	0	0	6
23:00	0	1	1	2	1	0	0	0	0	0	0	0	0	5
Totals	43	73	177	182	72	9	4							560
% of Totals	8%	13%	32%	33%	13%	2%	1%							100%

AM Volumes	21	28	74	69	25	3	1	0	0	0	0	0	0	221		
% AM	4%	5%	13%	12%	4%	1%	0%							39%		
AM Peak Hour	9:00	8:00	7:00	7:00	8:00	9:00	8:00							8:00		
Volume	6	7	16	15	6	2	1							47		
PM Volumes	22	45	103	113	47	6	3	0	0	0	0	0	0	339		
% PM	4%	8%	18%	20%	8%	1%	1%							61%		
PM Peak Hour	14:00	14:00	15:00	15:00	14:00	17:00	16:00							15:00		
Volume	4	9	16	28	11	2	1							59		
Directional Peak Periods		AM 7-9				NOON 12-2			PM 4-6			Off Peak Volumes				
All Speeds		Volume	↔		%	Volume	↔		%	Volume	↔		%	Volume	↔	
		91			16%	71			13%	72			13%	326		

Street Name	Direction	Percentiles					
		15th	50th	Average	85th	95th	ADT
S Glenwood Pl	Summary	18	25	24	30	34	560

VOLUME

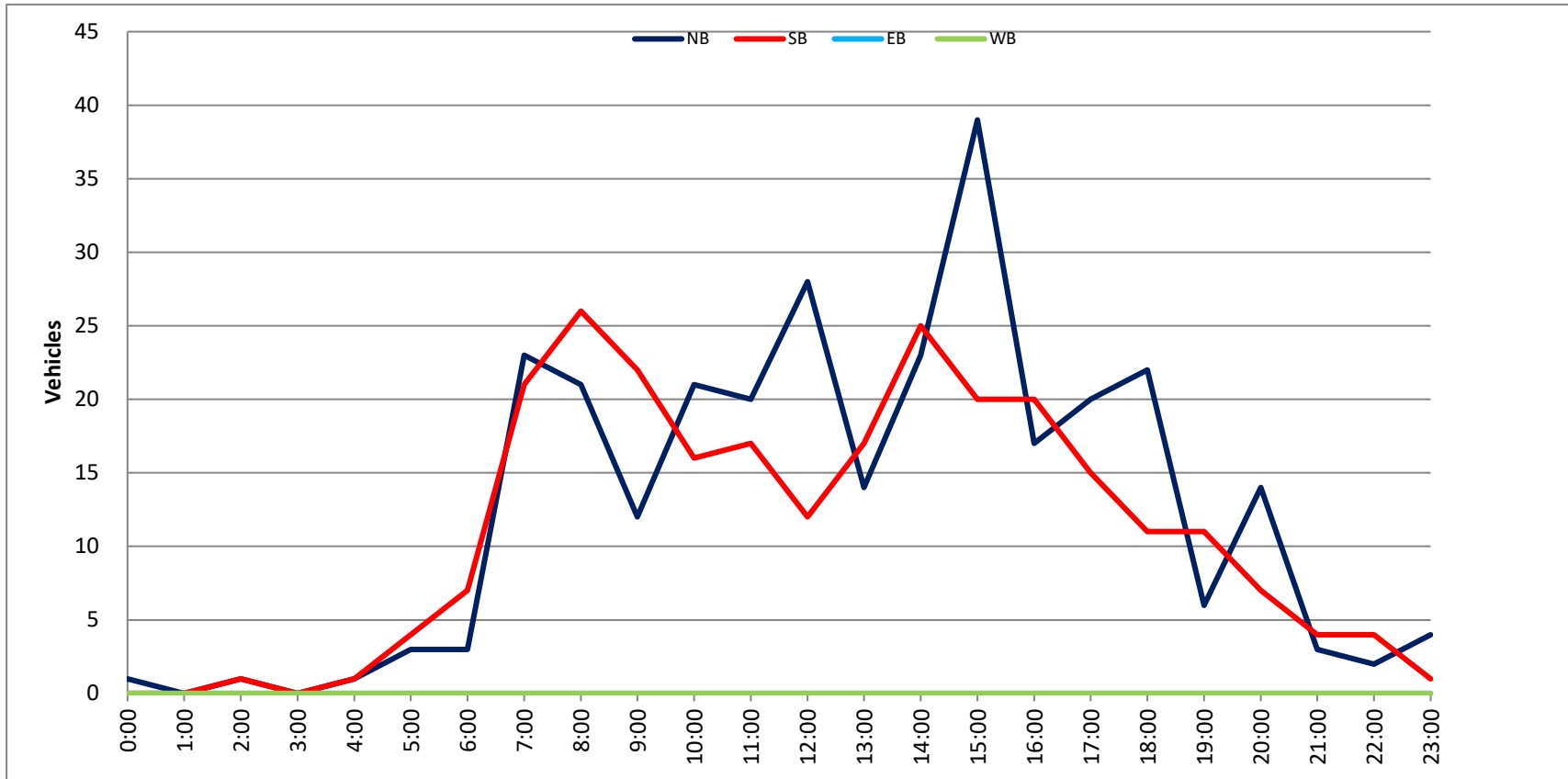
S Glenwood Pl Bet. W Verdugo Ave & W Oak St

Day: Wednesday
 Date: 1/19/2022

City: Burbank
 Project #: CA22_020022_031

DAILY TOTALS					NB	SB	EB	WB	Total		
					298	262	0	0	560		
AM Period	NB	SB	EB	WB	TOTAL	PM Period	NB	SB	EB	WB	TOTAL
0:00	0	0	0	0		12:00	8	3	0	0	11
0:15	0	0	0	0		12:15	6	6	0	0	12
0:30	0	0	0	0		12:30	5	1	0	0	6
0:45	1	1	0	0	1 1	12:45	9	28	2	12	49
1:00	0	0	0	0		13:00	5	5	0	0	10
1:15	0	0	0	0		13:15	7	2	0	0	9
1:30	0	0	0	0		13:30	0	4	0	0	4
1:45	0	0	0	0		13:45	2	14	6	17	39
2:00	0	0	0	0		14:00	5	7	0	0	12
2:15	0	0	0	0		14:15	4	7	0	0	11
2:30	1	1	0	0	2	14:30	10	5	0	0	15
2:45	0	1	0	1	2	14:45	4	23	6	25	58
3:00	0	0	0	0		15:00	13	9	0	0	22
3:15	0	0	0	0		15:15	9	5	0	0	14
3:30	0	0	0	0		15:30	10	4	0	0	14
3:45	0	0	0	0		15:45	7	39	2	20	76
4:00	1	1	0	0	2	16:00	4	7	0	0	11
4:15	0	0	0	0		16:15	3	4	0	0	7
4:30	0	0	0	0		16:30	4	4	0	0	8
4:45	0	1	0	1	2	16:45	6	17	5	20	48
5:00	0	1	0	0	1	17:00	7	4	0	0	11
5:15	2	2	0	0	4	17:15	3	3	0	0	6
5:30	0	1	0	0	1	17:30	4	6	0	0	10
5:45	1	3	0	4	8	17:45	6	20	2	15	43
6:00	0	2	0	0	2	18:00	6	5	0	0	11
6:15	0	2	0	0	2	18:15	6	2	0	0	8
6:30	0	1	0	0	1	18:30	5	2	0	0	7
6:45	3	3	2	7	15	18:45	5	22	2	11	40
7:00	3	3	0	0	6	19:00	0	1	0	0	1
7:15	2	0	0	0	2	19:15	3	3	0	0	6
7:30	4	9	0	0	13	19:30	1	2	0	0	3
7:45	14	23	9	21	67	19:45	2	6	5	11	24
8:00	8	9	0	0	17	20:00	5	1	0	0	6
8:15	5	7	0	0	12	20:15	4	3	0	0	7
8:30	8	3	0	0	11	20:30	4	2	0	0	6
8:45	0	21	7	26	54	20:45	1	14	1	7	23
9:00	2	7	0	0	9	21:00	1	1	0	0	2
9:15	1	4	0	0	5	21:15	1	3	0	0	4
9:30	6	6	0	0	12	21:30	0	0	0	0	0
9:45	3	12	5	22	42	21:45	1	3	0	4	8
10:00	5	4	0	0	9	22:00	0	1	0	0	1
10:15	3	1	0	0	4	22:15	1	2	0	0	3
10:30	6	4	0	0	10	22:30	1	0	0	0	1
10:45	7	21	7	16	51	22:45	0	2	1	4	7
11:00	4	4	0	0	8	23:00	3	1	0	0	4
11:15	3	9	0	0	12	23:15	0	0	0	0	0
11:30	10	2	0	0	12	23:30	0	0	0	0	0
11:45	3	20	2	17	42	23:45	1	4	0	1	6
TOTALS	106	115			221	TOTALS	192	147			339
SPLIT %	48.0%	52.0%			39.5%	SPLIT %	56.6%	43.4%			60.5%

DAILY TOTALS					NB	SB	EB	WB	Total	
					298	262	0	0	560	
AM Peak Hour	7:45	7:30	7:30				PM Peak Hour	15:00	14:15	14:30
AM Pk Volume	35	34	65				PM Pk Volume	39	27	61
Pk Hr Factor	0.625	0.944	0.707				Pk Hr Factor	0.750	0.750	0.693
7 - 9 Volume	44	47	91	0	0		4 - 6 Volume	37	35	72
7 - 9 Peak Hour	7:45	7:30	7:30				4 - 6 Peak Hour	16:15	16:00	16:45
7 - 9 Pk Volume	35	34	65	0	0		4 - 6 Pk Volume	20	20	38
Pk Hr Factor	0.625	0.944	0.707	0.000	0.000		Pk Hr Factor	0.714	0.714	0.864



SPEED

S Glenwood Pl Bet. W Verdugo Ave & W Oak St

Day: Thursday
Date: 1/20/2022

City: Burbank
Project #: CA22_020022_031n

North Bound

Time	< 15	15 - 19	20 - 24	25 - 29	30 - 34	35 - 39	40 - 44	45 - 49	50 - 54	55 - 59	60 - 64	65 - 69	70 +	Total
0:00 AM	0	0	0	0	0	0	0	0	0	0	0	0	0	0
1:00	0	0	0	1	0	0	0	0	0	0	0	0	0	1
2:00	0	0	0	0	0	0	0	0	0	0	0	0	0	0
3:00	0	0	1	0	0	0	0	0	0	0	0	0	0	1
4:00	0	0	1	0	0	0	0	0	0	0	0	0	0	1
5:00	1	2	0	1	0	0	0	0	0	0	0	0	0	4
6:00	0	3	1	0	1	0	0	0	0	0	0	0	0	5
7:00	2	4	10	10	4	0	0	0	0	0	0	0	0	30
8:00	2	0	6	0	4	0	0	0	0	0	0	0	0	12
9:00	2	0	5	5	0	0	0	0	0	0	0	0	0	12
10:00	2	5	6	3	0	0	0	0	0	0	0	0	0	16
11:00	2	0	3	7	5	0	0	0	0	0	0	0	0	17
12:00 PM	1	4	3	2	3	2	0	0	0	0	0	0	0	15
13:00	0	1	8	8	0	0	0	0	0	0	0	0	0	17
14:00	1	3	14	6	5	2	0	0	0	0	0	0	0	31
15:00	3	4	14	8	3	1	0	0	0	0	0	0	0	33
16:00	2	2	8	5	4	1	0	0	0	0	0	0	0	22
17:00	5	2	8	9	5	1	0	0	0	0	0	0	0	30
18:00	1	3	5	7	1	1	0	0	0	0	0	0	0	18
19:00	2	1	2	2	2	0	0	0	0	0	0	0	0	9
20:00	0	0	1	2	3	0	0	0	0	0	0	0	0	6
21:00	1	1	2	2	0	0	0	0	0	0	0	0	0	6
22:00	0	1	1	1	1	1	0	0	0	0	0	0	0	5
23:00	0	1	1	0	1	1	0	0	0	0	0	0	0	4
Totals	27	37	100	79	42	10								295
% of Totals	9%	13%	34%	27%	14%	3%								100%

AM Volumes	11	14	33	27	14	0	0	0	0	0	0	0	0	99		
% AM	4%	5%	11%	9%	5%									34%		
AM Peak Hour	7:00	10:00	7:00	7:00	11:00									7:00		
Volume	2	5	10	10	5									30		
PM Volumes	16	23	67	52	28	10	0	0	0	0	0	0	0	196		
% PM	5%	8%	23%	18%	9%	3%								66%		
PM Peak Hour	17:00	12:00	14:00	17:00	14:00	12:00								15:00		
Volume	5	4	14	9	5	2								33		
Directional Peak Periods		AM 7-9				NOON 12-2				PM 4-6				Off Peak Volumes		
All Speeds		Volume	↔		%	Volume	↔		%	Volume	↔		%	Volume	↔	
		42			14%	32			11%	52			18%	169		

Street Name	Direction	Percentiles					
		15th	50th	Average	85th	95th	ADT
S Glenwood Pl	North Bound	17	24	24	31	34	295
S Glenwood Pl	South Bound	18	25	24	30	34	249

SPEED

S Glenwood Pl Bet. W Verdugo Ave & W Oak St

Day: Thursday
Date: 1/20/2022

City: Burbank
Project #: CA22_020022_031s

South Bound

Time	< 15	15 - 19	20 - 24	25 - 29	30 - 34	35 - 39	40 - 44	45 - 49	50 - 54	55 - 59	60 - 64	65 - 69	70 +	Total
0:00 AM	0	0	0	1	0	0	0	0	0	0	0	0	0	1
1:00	0	0	0	0	0	0	0	0	0	0	0	0	0	0
2:00	0	0	0	1	0	0	0	0	0	0	0	0	0	1
3:00	0	0	0	0	0	0	0	0	0	0	0	0	0	0
4:00	0	1	0	0	0	0	0	0	0	0	0	0	0	1
5:00	1	0	1	2	0	0	0	0	0	0	0	0	0	4
6:00	0	1	3	2	2	0	0	0	0	0	0	0	0	8
7:00	3	2	10	6	2	0	0	0	0	0	0	0	0	23
8:00	1	1	3	7	7	0	0	0	0	0	0	0	0	19
9:00	2	2	5	5	3	1	0	0	0	0	0	0	0	18
10:00	2	3	2	2	1	0	0	0	0	0	0	0	0	10
11:00	2	4	3	9	0	0	0	0	0	0	0	0	0	18
12:00 PM	1	0	4	6	2	1	0	0	0	0	0	0	0	14
13:00	1	0	2	2	1	0	0	0	0	0	0	0	0	6
14:00	1	3	2	13	4	0	0	0	0	0	0	0	0	23
15:00	2	5	7	5	4	0	0	0	0	0	0	0	0	23
16:00	1	2	5	5	1	0	0	0	0	0	0	0	0	14
17:00	2	0	6	9	2	0	0	0	0	0	0	0	0	19
18:00	1	2	7	3	1	1	0	0	0	0	0	0	0	15
19:00	1	0	3	3	2	0	0	0	0	0	0	0	0	9
20:00	1	0	4	4	1	0	0	0	0	0	0	0	0	10
21:00	1	0	2	2	1	0	0	0	0	0	0	0	0	6
22:00	0	0	2	1	2	0	0	0	0	0	0	0	0	5
23:00	0	0	0	2	0	0	0	0	0	0	0	0	0	2
Totals	23	26	71	90	36	3								249
% of Totals	9%	10%	29%	36%	14%	1%								100%

AM Volumes	11	14	27	35	15	1	0	0	0	0	0	0	0	103		
% AM	4%	6%	11%	14%	6%	0%								41%		
AM Peak Hour	7:00	11:00	7:00	11:00	8:00	9:00								7:00		
Volume	3	4	10	9	7	1								23		
PM Volumes	12	12	44	55	21	2	0	0	0	0	0	0	0	146		
% PM	5%	5%	18%	22%	8%	1%								59%		
PM Peak Hour	15:00	15:00	15:00	14:00	14:00	12:00								14:00		
Volume	2	5	7	13	4	1								23		
Directional Peak Periods		AM 7-9				NOON 12-2				PM 4-6				Off Peak Volumes		
All Speeds		Volume	↔		%	Volume	↔		%	Volume	↔		%	Volume	↔	
		42			17%	20			8%	33			13%	154		

Street Name	Direction	Percentiles					
		15th	50th	Average	85th	95th	ADT
S Glenwood Pl	North Bound	17	24	24	31	34	295
S Glenwood Pl	South Bound	18	25	24	30	34	249

SPEED

S Glenwood Pl Bet. W Verdugo Ave & W Oak St

Day: Thursday
Date: 1/20/2022

City: Burbank
Project #: CA22_020022_031

Summary

Time	< 15	15 - 19	20 - 24	25 - 29	30 - 34	35 - 39	40 - 44	45 - 49	50 - 54	55 - 59	60 - 64	65 - 69	70 +	Total
0:00 AM	0	0	0	1	0	0	0	0	0	0	0	0	0	1
1:00	0	0	0	1	0	0	0	0	0	0	0	0	0	1
2:00	0	0	0	1	0	0	0	0	0	0	0	0	0	1
3:00	0	0	1	0	0	0	0	0	0	0	0	0	0	1
4:00	0	1	1	0	0	0	0	0	0	0	0	0	0	2
5:00	2	2	1	3	0	0	0	0	0	0	0	0	0	8
6:00	0	4	4	2	3	0	0	0	0	0	0	0	0	13
7:00	5	6	20	16	6	0	0	0	0	0	0	0	0	53
8:00	3	1	9	7	11	0	0	0	0	0	0	0	0	31
9:00	4	2	10	10	3	1	0	0	0	0	0	0	0	30
10:00	4	8	8	5	1	0	0	0	0	0	0	0	0	26
11:00	4	4	6	16	5	0	0	0	0	0	0	0	0	35
12:00 PM	2	4	7	8	5	3	0	0	0	0	0	0	0	29
13:00	1	1	10	10	1	0	0	0	0	0	0	0	0	23
14:00	2	6	16	19	9	2	0	0	0	0	0	0	0	54
15:00	5	9	21	13	7	1	0	0	0	0	0	0	0	56
16:00	3	4	13	10	5	1	0	0	0	0	0	0	0	36
17:00	7	2	14	18	7	1	0	0	0	0	0	0	0	49
18:00	2	5	12	10	2	2	0	0	0	0	0	0	0	33
19:00	3	1	5	5	4	0	0	0	0	0	0	0	0	18
20:00	1	0	5	6	4	0	0	0	0	0	0	0	0	16
21:00	2	1	4	4	1	0	0	0	0	0	0	0	0	12
22:00	0	1	3	2	3	1	0	0	0	0	0	0	0	10
23:00	0	1	1	2	1	1	0	0	0	0	0	0	0	6
Totals	50	63	171	169	78	13								544
% of Totals	9%	12%	31%	31%	14%	2%								100%

AM Volumes	22	28	60	62	29	1	0	0	0	0	0	0	0	202		
% AM	4%	5%	11%	11%	5%	0%								37%		
AM Peak Hour	7:00	10:00	7:00	7:00	8:00	9:00								7:00		
Volume	5	8	20	16	11	1								53		
PM Volumes	28	35	111	107	49	12	0	0	0	0	0	0	0	342		
% PM	5%	6%	20%	20%	9%	2%								63%		
PM Peak Hour	17:00	15:00	15:00	14:00	14:00	12:00								15:00		
Volume	7	9	21	19	9	3								56		
Directional Peak Periods		AM 7-9				NOON 12-2				PM 4-6				Off Peak Volumes		
All Speeds		Volume	↔		%	Volume	↔		%	Volume	↔		%	Volume	↔	
		84			15%	52			10%	85			16%	323		

Street Name	Direction	Percentiles					
		15th	50th	Average	85th	95th	ADT
S Glenwood Pl	Summary	18	25	24	31	34	544

VOLUME

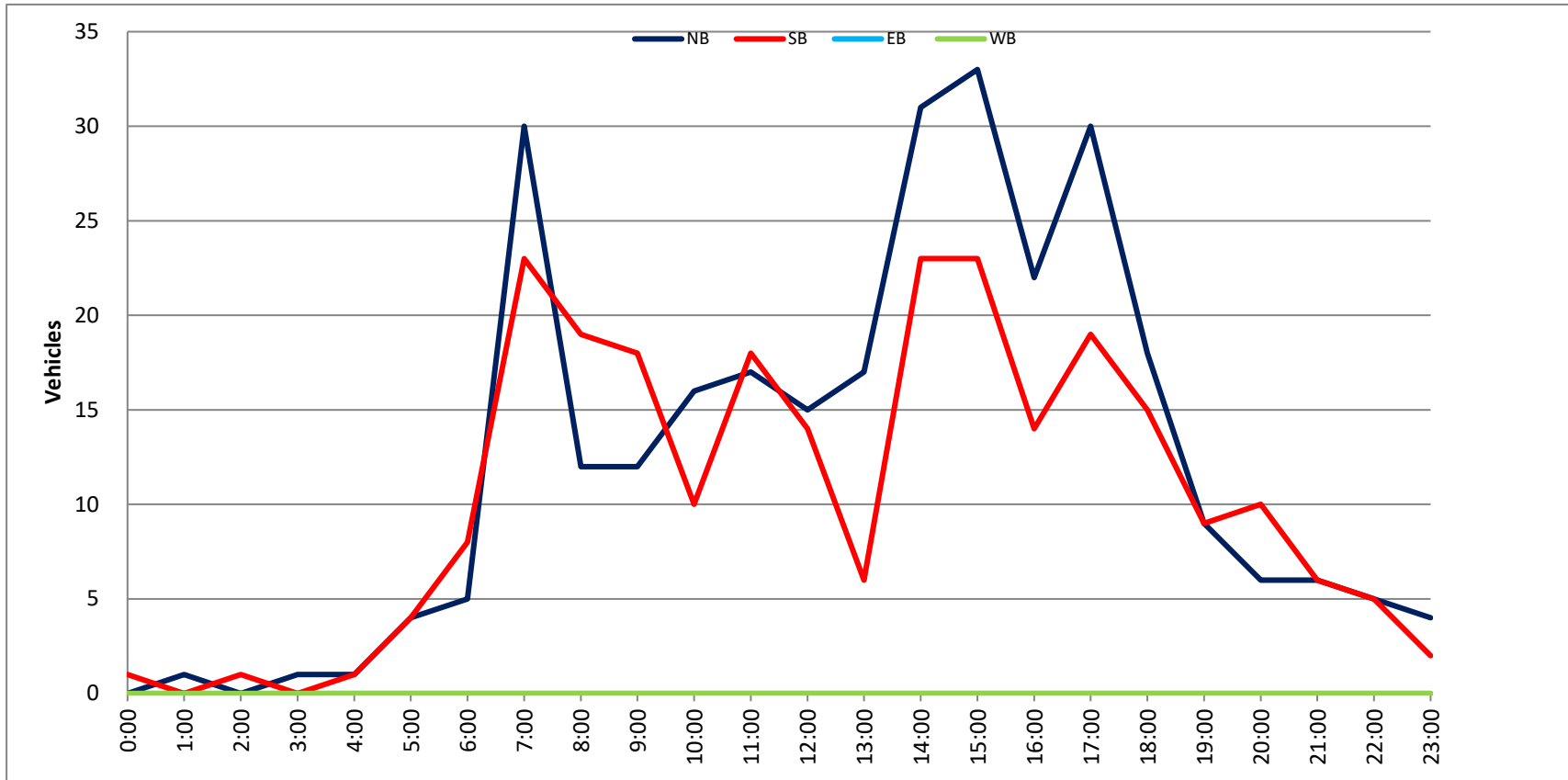
S Glenwood Pl Bet. W Verdugo Ave & W Oak St

Day: Thursday
 Date: 1/20/2022

City: Burbank
 Project #: CA22_020022_031

DAILY TOTALS					NB	SB	EB	WB	Total		
					295	249	0	0	544		
AM Period	NB	SB	EB	WB	TOTAL	PM Period	NB	SB	EB	WB	TOTAL
0:00	0	0	0	0		12:00	1	1	0	0	2
0:15	0	1	0	0	1	12:15	6	6	0	0	12
0:30	0	0	0	0		12:30	7	4	0	0	11
0:45	0	0	1	0	1	12:45	1	15	3	14	29
1:00	0	0	0	0		13:00	5	0	0	0	5
1:15	0	0	0	0		13:15	4	3	0	0	7
1:30	0	0	0	0		13:30	3	2	0	0	5
1:45	1	1	0	0	1 1	13:45	5	17	1	6	23
2:00	0	0	0	0		14:00	3	2	0	0	5
2:15	0	1	0	0	1	14:15	8	8	0	0	16
2:30	0	0	0	0		14:30	11	4	0	0	15
2:45	0	0	1	0	1	14:45	9	31	9	23	54
3:00	0	0	0	0		15:00	10	6	0	0	16
3:15	0	0	0	0		15:15	9	6	0	0	15
3:30	1	0	0	0	1	15:30	10	5	0	0	15
3:45	0	1	0	0	1	15:45	4	33	6	23	56
4:00	0	0	0	0		16:00	6	2	0	0	8
4:15	1	0	0	0	1	16:15	6	6	0	0	12
4:30	0	0	0	0		16:30	4	2	0	0	6
4:45	0	1	1	1	1 2	16:45	6	22	4	14	36
5:00	0	1	0	0	1	17:00	10	6	0	0	16
5:15	1	0	0	0	1	17:15	4	0	0	0	4
5:30	2	1	0	0	3	17:30	7	8	0	0	15
5:45	1	4	2	4	3 8	17:45	9	30	5	19	49
6:00	2	2	0	0	4	18:00	7	4	0	0	11
6:15	0	1	0	0	1	18:15	6	4	0	0	10
6:30	1	1	0	0	2	18:30	3	4	0	0	7
6:45	2	5	4	8	6 13	18:45	2	18	3	15	33
7:00	2	4	0	0	6	19:00	3	2	0	0	5
7:15	4	4	0	0	8	19:15	3	1	0	0	4
7:30	9	3	0	0	12	19:30	3	3	0	0	6
7:45	15	30	12	23	27 53	19:45	0	9	3	9	18
8:00	4	9	0	0	13	20:00	0	2	0	0	2
8:15	2	5	0	0	7	20:15	1	1	0	0	2
8:30	3	4	0	0	7	20:30	2	2	0	0	4
8:45	3	12	1	19	4 31	20:45	3	6	5	10	16
9:00	0	9	0	0	9	21:00	0	3	0	0	3
9:15	1	2	0	0	3	21:15	3	3	0	0	6
9:30	9	3	0	0	12	21:30	3	0	0	0	3
9:45	2	12	4	18	6 30	21:45	0	6	0	6	12
10:00	3	4	0	0	7	22:00	2	0	0	0	2
10:15	4	2	0	0	6	22:15	2	2	0	0	4
10:30	7	2	0	0	9	22:30	1	2	0	0	3
10:45	2	16	2	10	4 26	22:45	0	5	1	5	10
11:00	6	4	0	0	10	23:00	3	0	0	0	3
11:15	5	6	0	0	11	23:15	0	0	0	0	
11:30	4	3	0	0	7	23:30	0	1	0	0	1
11:45	2	17	5	18	7 35	23:45	1	4	1	2	6
TOTALS	99	103			202	TOTALS	196	146			342
SPLIT %	49.0%	51.0%			37.1%	SPLIT %	57.3%	42.7%			62.9%

DAILY TOTALS					NB	SB	EB	WB	Total
					295	249	0	0	544
AM Peak Hour	7:15	7:45		7:15	PM Peak Hour	14:30	14:15		14:15
AM Pk Volume	32	30		60	PM Pk Volume	39	27		65
Pk Hr Factor	0.533	0.625		0.556	Pk Hr Factor	0.886	0.750		0.903
7 - 9 Volume	42	42	0	84	4 - 6 Volume	52	33	0	85
7 - 9 Peak Hour	7:15	7:45		7:15	4 - 6 Peak Hour	17:00	17:00		17:00
7 - 9 Pk Volume	32	30	0	60	4 - 6 Pk Volume	30	19	0	49
Pk Hr Factor	0.533	0.625	0.000	0.556	Pk Hr Factor	0.750	0.594	0.000	0.766



SPEED

W Oak St Bet. S Lamer St & S Parish Pl

Day: Tuesday
Date: 1/18/2022

City: Burbank
Project #: CA22_020022_013

Summary

Time	<15	15-19	20-24	25-29	30-34	35-39	40-44	45-49	50-54	55-59	60-64	65-69	70+	Total
00:00 AM	0	0	0	0	0	0	0	0	0	0	0	0	0	0
00:15	0	0	0	0	0	0	0	0	0	0	0	0	0	0
00:30	0	0	0	0	0	0	0	0	0	0	0	0	0	0
00:45	0	0	0	0	0	0	0	0	0	0	0	0	0	0
01:00	1	0	0	0	0	0	0	0	0	0	0	0	0	1
01:15	0	0	1	0	0	0	0	0	0	0	0	0	0	1
01:30	0	0	0	0	0	0	0	0	0	0	0	0	0	0
01:45	0	0	0	0	0	0	0	0	0	0	0	0	0	0
02:00	0	0	0	0	0	0	0	0	0	0	0	0	0	0
02:15	0	0	0	1	0	0	0	0	0	0	0	0	0	1
02:30	0	0	0	0	0	0	0	0	0	0	0	0	0	0
02:45	0	0	0	0	0	0	0	0	0	0	0	0	0	0
03:00	0	0	0	0	0	0	0	0	0	0	0	0	0	0
03:15	0	0	0	0	0	0	0	0	0	0	0	0	0	0
03:30	0	0	0	0	0	0	0	0	0	0	0	0	0	0
03:45	0	1	0	0	0	0	0	0	0	0	0	0	0	1
04:00	0	0	0	0	0	0	0	0	0	0	0	0	0	0
04:15	0	0	0	0	0	0	0	0	0	0	0	0	0	0
04:30	0	0	1	0	0	0	0	0	0	0	0	0	0	1
04:45	0	0	0	0	0	0	0	0	0	0	0	0	0	0
05:00	0	0	0	0	0	0	0	0	0	0	0	0	0	0
05:15	0	0	0	0	0	0	0	0	0	0	0	0	0	0
05:30	0	1	0	1	0	0	0	0	0	0	0	0	0	2
05:45	0	0	1	0	0	0	0	0	0	0	0	0	0	1
06:00	0	1	0	0	0	0	0	0	0	0	0	0	0	1
06:15	0	0	0	0	0	0	0	0	0	0	0	0	0	0
06:30	0	1	1	1	0	1	0	0	0	0	0	0	0	4
06:45	0	0	2	1	0	0	0	0	0	0	0	0	0	3
07:00	0	0	2	1	0	0	0	0	0	0	0	0	0	3
07:15	1	3	5	3	1	0	0	0	0	0	0	0	0	13
07:30	3	10	31	8	0	0	0	0	0	0	0	0	0	52
07:45	2	11	38	32	5	0	0	0	0	0	0	0	0	88
08:00	4	8	6	3	0	0	0	0	0	0	0	0	0	21
08:15	0	5	7	1	0	0	0	0	0	0	0	0	0	13
08:30	1	7	6	1	0	0	0	0	0	0	0	0	0	15
08:45	1	3	3	5	0	0	0	0	0	0	0	0	0	12
09:00	1	3	2	1	0	0	0	0	0	0	0	0	0	7
09:15	1	1	2	0	0	0	0	0	0	0	0	0	0	4
09:30	1	1	5	2	0	0	0	0	0	0	0	0	0	9
09:45	2	4	3	0	0	0	0	0	0	0	0	0	0	9
10:00	1	2	1	2	0	0	0	0	0	0	0	0	0	6
10:15	1	5	6	3	1	0	0	0	0	0	0	0	0	16
10:30	2	2	9	0	0	0	0	0	0	0	0	0	0	13
10:45	1	2	9	1	0	0	0	0	0	0	0	0	0	16
11:00	1	3	5	0	0	1	0	0	0	0	0	0	0	10
11:15	1	6	6	2	0	0	0	0	0	0	0	0	0	15
11:30	3	3	4	4	1	0	0	0	0	0	0	0	0	15
11:45	1	2	5	2	0	0	0	0	0	0	0	0	0	10
12:00 PM	2	5	5	2	0	0	0	0	0	0	0	0	0	14
12:15	0	11	5	4	0	0	0	0	0	0	0	0	0	20
12:30	3	2	6	3	0	0	0	0	0	0	0	0	0	14
12:45	0	6	8	5	1	0	0	0	0	0	0	0	0	20
13:00	2	4	1	1	1	1	0	0	0	0	0	0	0	10
13:15	2	1	8	2	0	0	0	0	0	0	0	0	0	13
13:30	6	6	13	6	0	0	0	0	0	0	0	0	0	31
13:45	2	7	15	8	1	0	0	0	0	0	0	0	0	39
14:00	3	7	7	4	1	0	0	0	0	0	0	0	0	22
14:15	0	25	40	15	0	0	0	0	0	0	0	0	0	81
14:30	0	8	10	10	2	0	0	0	0	0	0	0	0	30
14:45	0	3	6	3	1	0	0	0	0	0	0	0	0	13
15:00	3	4	4	3	1	0	0	0	0	0	0	0	0	15
15:15	2	11	8	3	1	0	0	0	0	0	0	0	0	25
15:30	0	2	5	6	1	0	0	0	0	0	0	0	0	14
15:45	3	7	9	2	0	0	0	0	0	0	0	0	0	21
16:00	0	6	3	0	0	1	0	0	0	0	0	0	0	10
16:15	2	4	2	4	1	0	0	0	0	0	0	0	0	13
16:30	2	5	5	1	0	0	0	0	0	0	0	0	0	13
16:45	0	1	5	2	0	0	0	0	0	0	0	0	0	8
17:00	0	2	6	3	0	0	0	0	0	0	0	0	0	11
17:15	1	4	8	6	1	0	0	0	0	0	0	0	0	20
17:30	2	4	6	6	0	0	0	0	0	0	0	0	0	18
17:45	0	5	7	3	1	0	0	0	0	0	0	0	0	16
18:00	0	1	6	5	0	0	0	0	0	0	0	0	0	12
18:15	0	2	7	1	1	0	0	0	0	0	0	0	0	11
18:30	2	0	3	2	0	0	0	0	0	0	0	0	0	7
18:45	1	5	7	4	2	0	0	0	0	0	0	0	0	19
19:00	1	4	1	3	0	0	0	0	0	0	0	0	0	9
19:15	0	1	5	2	0	0	0	0	0	0	0	0	0	8
19:30	0	3	1	0	0	1	0	0	0	0	0	0	0	5
19:45	1	0	0	0	0	0	0	0	0	0	0	0	0	1
20:00	0	0	3	0	0	0	0	0	0	0	0	0	0	3
20:15	0	1	4	2	0	0	0	0	0	0	0	0	0	7
20:30	0	0	3	0	0	0	0	0	0	0	0	0	0	3
20:45	0	2	3	0	0	0	0	0	0	0	0	0	0	5
21:00	0	2	1	0	0	0	0	0	0	0	0	0	0	3
21:15	0	0	2	1	0	0	0	0	0	0	0	0	0	3
21:30	0	0	2	1	0	0	0	0	0	0	0	0	0	3
21:45	1	0	2	1	0	0	0	0	0	0	0	0	0	4
22:00	0	0	1	0	0	0	0	0	0	0	0	0	0	1
22:15	0	1	2	1	0	0	0	0	0	0	0	0	0	4
22:30	0	0	2	0	0	0	0	0	0	0	0	0	0	2
22:45	0	0	1	0	0	0	0	0	0	0	0	0	0	1
23:00	0	0	0	0	0	0	0	0	0	0	0	0	0	0
23:15	0	1	0	0	0	0	0	0	0	0	0	0	0	1
23:30	0	0	0	1	0	0	0	0	0	0	0	0	0	1
23:45	0	0	0	0	0	0	0	0	0	0	0	0	0	0
ADT	72	246	400	276	125	6								1,034
% of Totals	8%	26%	42%	22%	3%	1%								100%

Directional Peak Periods	AM 7-9	NOON 12-2	PM 4-6	Off Peak Volumes
All Classes	Volume: 217 %: 23%	Volume: 155 %: 16%	Volume: 109 %: 11%	Volume: 473 %: 50%

Street Name	Direction	15th	50th	Average	85th	95th	ADT
W Oak St	Summary	16	22	22	27	30	954

SPEED

W Oak St Bet. S Lamer St & S Parish Pl

Day: Tuesday
Date: 1/18/2022

City: Burbank
Project #: CA22_020022_013e

East Bound

Time	< 15	15 - 19	20 - 24	25 - 29	30 - 34	35 - 39	40 - 44	45 - 49	50 - 54	55 - 59	60 - 64	65 - 69	70 +	Total
00:00 AM	0	0	0	0	0	0	0	0	0	0	0	0	0	0
01:00	0	0	1	0	0	0	0	0	0	0	0	0	0	1
02:00	0	0	0	0	0	0	0	0	0	0	0	0	0	0
03:00	0	0	0	0	0	0	0	0	0	0	0	0	0	0
04:00	0	0	1	0	0	0	0	0	0	0	0	0	0	1
05:00	0	0	1	0	0	0	0	0	0	0	0	0	0	1
06:00	0	0	2	2	0	1	0	0	0	0	0	0	0	5
07:00	0	10	41	27	2	0	0	0	0	0	0	0	0	80
08:00	0	9	13	6	0	0	0	0	0	0	0	0	0	28
09:00	2	3	11	4	0	0	0	0	0	0	0	0	0	20
10:00	1	5	6	5	1	0	0	0	0	0	0	0	0	18
11:00	2	5	14	2	1	0	0	0	0	0	0	0	0	24
12:00 PM	2	7	12	6	0	0	0	0	0	0	0	0	0	27
13:00	4	8	24	12	1	0	0	0	0	0	0	0	0	49
14:00	0	16	30	18	3	0	0	0	0	0	0	0	0	67
15:00	1	11	15	9	1	0	0	0	0	0	0	0	0	37
16:00	2	9	9	4	0	1	0	0	0	0	0	0	0	25
17:00	2	3	13	14	1	0	0	0	0	0	0	0	0	33
18:00	0	5	14	8	2	0	0	0	0	0	0	0	0	29
19:00	0	1	3	3	0	0	0	0	0	0	0	0	0	7
20:00	0	1	8	2	0	0	0	0	0	0	0	0	0	11
21:00	0	0	5	1	0	0	0	0	0	0	0	0	0	6
22:00	0	0	3	1	0	0	0	0	0	0	0	0	0	4
23:00	0	0	0	1	0	0	0	0	0	0	0	0	0	1
Totals	16	93	226	125	12	2								474
% of Totals	3%	20%	48%	26%	3%	0%								100%

AM Volumes	5	32	90	46	4	1	0	0	0	0	0	0	0	178		
% AM	1%	7%	19%	10%	1%	0%								38%		
AM Peak Hour	09:00	07:00	07:00	07:00	07:00	06:00								07:00		
Volume	2	10	41	27	2	1								80		
PM Volumes	11	61	136	79	8	1	0	0	0	0	0	0	0	296		
% PM	2%	13%	29%	17%	2%	0%								62%		
PM Peak Hour	13:00	14:00	14:00	14:00	14:00	16:00								14:00		
Volume	4	16	30	18	3	1								67		
Directional Peak Periods		AM 7-9				NOON 12-2				PM 4-6				Off Peak Volumes		
All Speeds		Volume		%		Volume		%		Volume		%		Volume	%	
		108	↔	23%		76	↔	16%		58	↔	12%		232	↔	49%

Street Name	Direction	Percentiles					
		15th	50th	Average	85th	95th	ADT
W Oak St	East Bound	18	23	23	28	30	474
W Oak St	West Bound	16	21	21	27	30	480

SPEED

W Oak St Bet. S Lamer St & S Parish Pl

Day: Tuesday
Date: 1/18/2022

City: Burbank
Project #: CA22_020022_013w

West Bound

Time	< 15	15 - 19	20 - 24	25 - 29	30 - 34	35 - 39	40 - 44	45 - 49	50 - 54	55 - 59	60 - 64	65 - 69	70 +	Total
00:00 AM	0	0	0	0	0	0	0	0	0	0	0	0	0	0
01:00	1	0	0	0	0	0	0	0	0	0	0	0	0	1
02:00	0	0	0	1	0	0	0	0	0	0	0	0	0	1
03:00	0	1	0	0	0	0	0	0	0	0	0	0	0	1
04:00	0	0	0	0	0	0	0	0	0	0	0	0	0	0
05:00	0	1	0	1	0	0	0	0	0	0	0	0	0	2
06:00	0	2	1	0	0	0	0	0	0	0	0	0	0	3
07:00	6	14	35	17	4	0	0	0	0	0	0	0	0	76
08:00	6	14	9	4	0	0	0	0	0	0	0	0	0	33
09:00	3	6	2	1	0	0	0	0	0	0	0	0	0	12
10:00	4	6	9	4	0	0	0	0	0	0	0	0	0	23
11:00	4	9	6	6	0	1	0	0	0	0	0	0	0	26
12:00 PM	3	17	12	8	1	0	0	0	0	0	0	0	0	41
13:00	8	10	13	5	1	1	0	0	0	0	0	0	0	38
14:00	3	27	33	14	2	0	0	0	0	0	0	0	0	79
15:00	7	13	11	5	2	0	0	0	0	0	0	0	0	38
16:00	2	7	6	3	1	0	0	0	0	0	0	0	0	19
17:00	3	10	14	4	1	0	0	0	0	0	0	0	0	32
18:00	3	3	9	4	1	0	0	0	0	0	0	0	0	20
19:00	2	7	4	2	0	1	0	0	0	0	0	0	0	16
20:00	0	2	5	0	0	0	0	0	0	0	0	0	0	7
21:00	1	2	2	2	0	0	0	0	0	0	0	0	0	7
22:00	0	1	3	0	0	0	0	0	0	0	0	0	0	4
23:00	0	1	0	0	0	0	0	0	0	0	0	0	0	1
Totals	56	153	174	81	13	3								480
% of Totals	12%	32%	36%	17%	3%	1%								100%

AM Volumes	24	53	62	34	4	1	0	0	0	0	0	0	0	178		
% AM	5%	11%	13%	7%	1%	0%								37%		
AM Peak Hour	07:00	07:00	07:00	07:00	07:00	11:00								07:00		
Volume	6	14	35	17	4	1								76		
PM Volumes	32	100	112	47	9	2	0	0	0	0	0	0	0	302		
% PM	7%	21%	23%	10%	2%	0%								63%		
PM Peak Hour	13:00	14:00	14:00	14:00	14:00	13:00								14:00		
Volume	8	27	33	14	2	1								79		
Directional Peak Periods		AM 7-9				NOON 12-2				PM 4-6				Off Peak Volumes		
All Speeds		Volume	↔		%	Volume	↔		%	Volume	↔		%	Volume	↔	
		109			23%	79			16%	51			11%	241		

Street Name	Direction	Percentiles					
		15th	50th	Average	85th	95th	ADT
W Oak St	East Bound	18	23	23	28	30	474
W Oak St	West Bound	16	21	21	27	30	480

SPEED

W Oak St Bet. S Lamer St & S Parish Pl

Day: Tuesday
Date: 1/18/2022

City: Burbank
Project #: CA22_020022_013

Summary

Time	< 15	15 - 19	20 - 24	25 - 29	30 - 34	35 - 39	40 - 44	45 - 49	50 - 54	55 - 59	60 - 64	65 - 69	70 +	Total
00:00 AM	0	0	0	0	0	0	0	0	0	0	0	0	0	0
01:00	1	0	1	0	0	0	0	0	0	0	0	0	0	2
02:00	0	0	0	1	0	0	0	0	0	0	0	0	0	1
03:00	0	1	0	0	0	0	0	0	0	0	0	0	0	1
04:00	0	0	1	0	0	0	0	0	0	0	0	0	0	1
05:00	0	1	1	1	0	0	0	0	0	0	0	0	0	3
06:00	0	2	3	2	0	1	0	0	0	0	0	0	0	8
07:00	6	24	76	44	6	0	0	0	0	0	0	0	0	156
08:00	6	23	22	10	0	0	0	0	0	0	0	0	0	61
09:00	5	9	13	5	0	0	0	0	0	0	0	0	0	32
10:00	5	11	15	9	1	0	0	0	0	0	0	0	0	41
11:00	6	14	20	8	1	1	0	0	0	0	0	0	0	50
12:00 PM	5	24	24	14	1	0	0	0	0	0	0	0	0	68
13:00	12	18	37	17	2	1	0	0	0	0	0	0	0	87
14:00	3	43	63	32	5	0	0	0	0	0	0	0	0	146
15:00	8	24	26	14	3	0	0	0	0	0	0	0	0	75
16:00	4	16	15	7	1	1	0	0	0	0	0	0	0	44
17:00	5	13	27	18	2	0	0	0	0	0	0	0	0	65
18:00	3	8	23	12	3	0	0	0	0	0	0	0	0	49
19:00	2	8	7	5	0	1	0	0	0	0	0	0	0	23
20:00	0	3	13	2	0	0	0	0	0	0	0	0	0	18
21:00	1	2	7	3	0	0	0	0	0	0	0	0	0	13
22:00	0	1	6	1	0	0	0	0	0	0	0	0	0	8
23:00	0	1	0	1	0	0	0	0	0	0	0	0	0	2
Totals	72	246	400	206	25	5								954
% of Totals	8%	26%	42%	22%	3%	1%								100%

AM Volumes	29	85	152	80	8	2	0	0	0	0	0	0	0	356		
% AM	3%	9%	16%	8%	1%	0%								37%		
AM Peak Hour	07:00	07:00	07:00	07:00	07:00	06:00								07:00		
Volume	6	24	76	44	6	1								156		
PM Volumes	43	161	248	126	17	3	0	0	0	0	0	0	0	598		
% PM	5%	17%	26%	13%	2%	0%								63%		
PM Peak Hour	13:00	14:00	14:00	14:00	14:00	13:00								14:00		
Volume	12	43	63	32	5	1								146		
Directional Peak Periods		AM 7-9				NOON 12-2				PM 4-6				Off Peak Volumes		
All Speeds		Volume	↔		%	Volume	↔		%	Volume	↔		%	Volume	↔	
		217			23%	155			16%	109			11%	473		

Street Name	Direction	Percentiles					
		15th	50th	Average	85th	95th	ADT
W Oak St	Summary	16	22	22	27	30	954

VOLUME

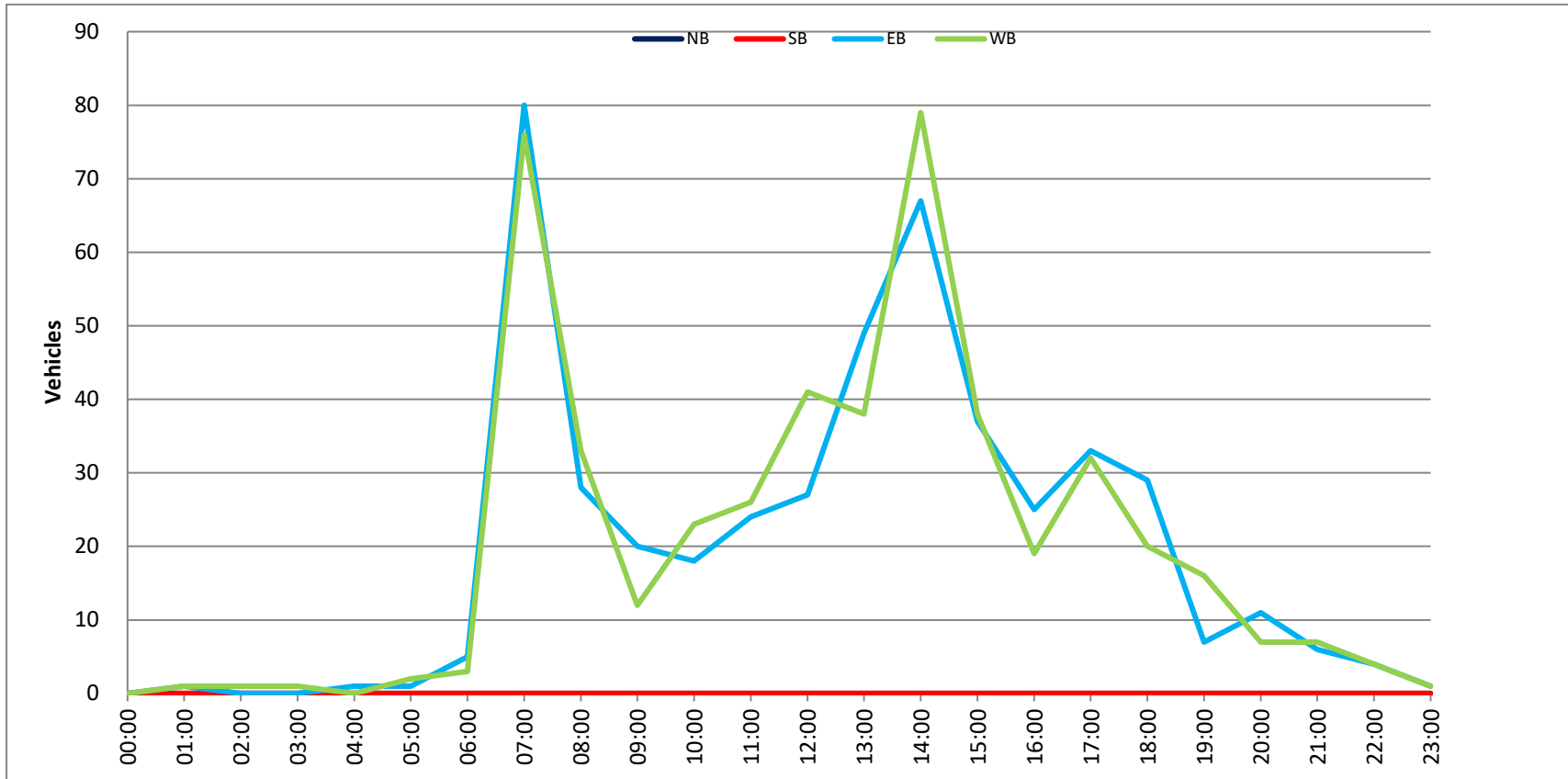
W Oak St Bet. S Lamer St & S Parish Pl

Day: Tuesday
 Date: 1/18/2022

City: Burbank
 Project #: CA22_020022_013

DAILY TOTALS					NB	SB	EB	WB	Total					
					0	0	474	480	954					
AM Period	NB	SB	EB	WB	TOTAL	PM Period	NB	SB	EB	WB	TOTAL			
00:00	0	0	0	0		12:00	0	0	4	10	14			
00:15	0	0	0	0		12:15	0	0	9	11	20			
00:30	0	0	0	0		12:30	0	0	5	9	14			
00:45	0	0	0	0		12:45	0	0	9	27	11	41	68	
01:00	0	0	0	1	1	13:00	0	0	5	5	10			
01:15	0	0	1	0	1	13:15	0	0	7	6	13			
01:30	0	0	0	0		13:30	0	0	19	12	31			
01:45	0	0	0	1	0	13:45	0	0	18	49	15	38	87	
02:00	0	0	0	0		14:00	0	0	13	9	22			
02:15	0	0	0	1	1	14:15	0	0	37	44	81			
02:30	0	0	0	0		14:30	0	0	10	20	30			
02:45	0	0	0	0	1	14:45	0	0	7	67	6	79	13	146
03:00	0	0	0	0		15:00	0	0	8	7	15			
03:15	0	0	0	0		15:15	0	0	13	12	25			
03:30	0	0	0	0		15:30	0	0	7	7	14			
03:45	0	0	0	1	1	15:45	0	0	9	37	12	38	21	75
04:00	0	0	0	0		16:00	0	0	6	4	10			
04:15	0	0	0	0		16:15	0	0	6	7	13			
04:30	0	0	1	0	1	16:30	0	0	9	4	13			
04:45	0	0	0	1	0	16:45	0	0	4	25	4	19	8	44
05:00	0	0	0	0		17:00	0	0	4	7	11			
05:15	0	0	0	0		17:15	0	0	10	10	20			
05:30	0	0	0	2	2	17:30	0	0	10	8	18			
05:45	0	0	1	1	0	17:45	0	0	9	33	7	32	16	65
06:00	0	0	0	1	1	18:00	0	0	6	6	12			
06:15	0	0	0	0		18:15	0	0	9	2	11			
06:30	0	0	3	1	4	18:30	0	0	4	3	7			
06:45	0	0	2	5	1	18:45	0	0	10	29	9	20	19	49
07:00	0	0	1	2	3	19:00	0	0	2	7	9			
07:15	0	0	6	7	13	19:15	0	0	4	4	8			
07:30	0	0	25	27	52	19:30	0	0	1	4	5			
07:45	0	0	48	80	40	19:45	0	0	0	7	1	16	1	23
08:00	0	0	5	16	21	20:00	0	0	2	1	3			
08:15	0	0	9	4	13	20:15	0	0	4	3	7			
08:30	0	0	7	8	15	20:30	0	0	3	0	3			
08:45	0	0	7	28	5	20:45	0	0	2	11	3	7	5	18
09:00	0	0	5	2	7	21:00	0	0	1	2	3			
09:15	0	0	6	1	7	21:15	0	0	1	2	3			
09:30	0	0	5	4	9	21:30	0	0	2	1	3			
09:45	0	0	4	20	5	21:45	0	0	2	6	2	7	4	13
10:00	0	0	2	4	6	22:00	0	0	1	0	1			
10:15	0	0	8	8	16	22:15	0	0	2	2	4			
10:30	0	0	5	8	13	22:30	0	0	0	2	2			
10:45	0	0	3	18	3	22:45	0	0	1	4	0	4	1	8
11:00	0	0	8	2	10	23:00	0	0	0	0				
11:15	0	0	6	9	15	23:15	0	0	0	1	1			
11:30	0	0	7	8	15	23:30	0	0	1	0	1			
11:45	0	0	3	24	7	23:45	0	0	0	1	0	1	2	
TOTALS			178	178	356	TOTALS			296	302	598			
SPLIT %			50.0%	50.0%	37.3%	SPLIT %			49.5%	50.5%	62.7%			

DAILY TOTALS					NB	SB	EB	WB	Total		
					0	0	474	480	954		
AM Peak Hour			07:30	07:15	07:15	PM Peak Hour			13:30	13:45	13:30
AM Pk Volume			87	90	174	PM Pk Volume			87	88	167
Pk Hr Factor			0.453	0.563	0.494	Pk Hr Factor			0.588	0.500	0.515
7 - 9 Volume	0	0	108	109	217	4 - 6 Volume	0	0	58	51	109
7 - 9 Peak Hour			07:30	07:15	07:15	4 - 6 Peak Hour			17:00	17:00	17:00
7 - 9 Pk Volume	0	0	87	90	174	4 - 6 Pk Volume	0	0	33	32	65
Pk Hr Factor	0.000	0.000	0.453	0.563	0.494	Pk Hr Factor	0.000	0.000	0.825	0.800	0.813



SPEED

W Oak St Bet. S Lamer St & S Parish Pl

Day: Wednesday

City: Burbank

Date: 1/19/2022

Project #: CA22_020022_013e

East Bound

Main data table with columns for Time (00:00 AM to 23:45), Speed Classes (<15, 15-19, 20-24, 25-29, 30-34, 35-39, 40-44, 45-49, 50-54, 55-59, 60-64, 65-69, 70+), and Total. Includes summary rows for AM/PM Volumes, Peak Hours, Directional Peak Periods, and Percentiles.

Summary table with columns: Street Name, Direction, 15th, 50th, Average, 85th, 95th, ADT. Rows for W Oak St East Bound and West Bound.

SPEED

W Oak St Bet. S Lamer St & S Parish Pl

Day: Wednesday
Date: 1/19/2022

City: Burbank
Project #: CA22_020022_013w

West Bound

Time	<15	15 - 19	20 - 24	25 - 29	30 - 34	35 - 39	40 - 44	45 - 49	50 - 54	55 - 59	60 - 64	65 - 69	70 +	Total									
00:00 AM	0	0	0	0	0	0	0	0	0	0	0	0	0	0									
00:15	0	0	0	0	0	0	0	0	0	0	0	0	0	0									
00:30	0	0	0	0	0	0	0	0	0	0	0	0	0	0									
00:45	0	0	0	0	0	0	0	0	0	0	0	0	0	0									
01:00	0	0	0	0	0	0	0	0	0	0	0	0	0	0									
01:15	0	0	0	0	0	0	0	0	0	0	0	0	0	0									
01:30	0	0	0	0	0	0	0	0	0	0	0	0	0	0									
01:45	0	1	0	0	0	0	0	0	0	0	0	0	0	1									
02:00	0	2	0	0	0	0	0	0	0	0	0	0	0	2									
02:15	0	0	1	0	0	0	0	0	0	0	0	0	0	1									
02:30	0	0	1	0	0	0	0	0	0	0	0	0	0	1									
02:45	0	0	0	0	0	0	0	0	0	0	0	0	0	0									
03:00	0	0	0	0	0	0	0	0	0	0	0	0	0	0									
03:15	0	0	0	0	0	0	0	0	0	0	0	0	0	0									
03:30	0	0	0	0	0	0	0	0	0	0	0	0	0	0									
03:45	0	0	0	0	0	0	0	0	0	0	0	0	0	0									
04:00	0	0	0	0	0	0	0	0	0	0	0	0	0	0									
04:15	0	0	0	0	0	0	0	0	0	0	0	0	0	0									
04:30	0	0	0	0	0	0	0	0	0	0	0	0	0	0									
04:45	0	0	0	0	0	0	0	0	0	0	0	0	0	0									
05:00	0	0	0	0	0	0	0	0	0	0	0	0	0	0									
05:15	0	0	0	1	0	0	0	0	0	0	0	0	0	1									
05:30	0	0	0	1	0	0	0	0	0	0	0	0	0	1									
05:45	0	0	0	0	0	0	0	0	0	0	0	0	0	0									
06:00	0	0	0	0	0	0	0	0	0	0	0	0	0	0									
06:15	0	0	0	0	0	0	0	0	0	0	0	0	0	0									
06:30	0	1	1	0	0	0	0	0	0	0	0	0	0	2									
06:45	1	0	2	0	0	0	0	0	0	0	0	0	0	3									
07:00	1	0	2	1	0	0	0	0	0	0	0	0	0	4									
07:15	0	1	2	0	1	0	0	0	0	0	0	0	0	4									
07:30	0	8	6	5	1	0	0	0	0	0	0	0	0	20									
07:45	2	13	13	8	0	0	0	0	0	0	0	0	0	36									
08:00	2	4	6	1	1	0	0	0	0	0	0	0	0	14									
08:15	1	1	3	0	1	0	0	0	0	0	0	0	0	6									
08:30	1	2	1	0	0	0	0	0	0	0	0	0	0	4									
08:45	0	1	1	0	0	0	0	0	0	0	0	0	0	2									
09:00	1	2	1	0	1	0	0	0	0	0	0	0	0	5									
09:15	2	0	2	0	0	0	0	0	0	0	0	0	0	4									
09:30	1	2	3	0	0	0	0	0	0	0	0	0	0	6									
09:45	1	1	1	2	0	0	0	0	0	0	0	0	0	5									
10:00	1	2	2	0	0	0	0	0	0	0	0	0	0	5									
10:15	0	1	0	0	0	0	0	0	0	0	0	0	0	1									
10:30	0	4	1	0	0	0	0	0	0	0	0	0	0	5									
10:45	0	1	2	1	0	0	0	0	0	0	0	0	0	4									
11:00	2	1	2	0	0	0	0	0	0	0	0	0	0	5									
11:15	2	4	5	0	0	0	0	0	0	0	0	0	0	11									
11:30	1	2	5	2	0	0	0	0	0	0	0	0	0	10									
11:45	3	2	1	2	0	0	0	0	0	0	0	0	0	8									
12:00 PM	1	1	3	0	0	0	0	0	0	0	0	0	0	5									
12:15	0	5	2	0	0	0	0	0	0	0	0	0	0	7									
12:30	0	2	4	1	0	0	0	0	0	0	0	0	0	7									
12:45	3	2	4	4	0	0	0	0	0	0	0	0	0	13									
13:00	0	5	4	1	0	0	0	0	0	0	0	0	0	10									
13:15	3	3	3	0	0	0	0	0	0	0	0	0	0	9									
13:30	0	1	4	1	0	0	0	0	0	0	0	0	0	6									
13:45	0	2	1	2	1	0	0	0	0	0	0	0	0	6									
14:00	1	4	3	0	0	0	0	0	0	0	0	0	0	8									
14:15	4	5	3	1	0	0	0	0	0	0	0	0	0	13									
14:30	2	2	5	0	0	0	0	0	0	0	0	0	0	9									
14:45	6	1	1	1	0	0	0	0	0	0	0	0	0	9									
15:00	4	18	7	2	1	0	0	0	0	0	0	0	0	32									
15:15	6	7	4	3	0	0	0	0	0	0	0	0	0	20									
15:30	3	3	2	1	0	0	0	0	0	0	0	0	0	9									
15:45	2	5	2	3	0	0	0	0	0	0	0	0	0	12									
16:00	1	6	6	1	0	0	0	0	0	0	0	0	0	14									
16:15	0	1	2	1	0	0	0	0	0	0	0	0	0	4									
16:30	2	3	3	1	0	0	0	0	0	0	0	0	0	9									
16:45	0	5	2	2	0	0	0	0	0	0	0	0	0	9									
17:00	2	0	0	0	0	0	0	0	0	0	0	0	0	2									
17:15	5	3	3	1	0	0	0	0	0	0	0	0	0	12									
17:30	0	0	0	1	0	0	0	0	0	0	0	0	0	1									
17:45	2	7	3	0	0	0	0	0	0	0	0	0	0	12									
18:00	0	2	3	0	0	0	0	0	0	0	0	0	0	5									
18:15	1	1	1	0	1	0	0	0	0	0	0	0	0	4									
18:30	1	0	0	0	1	0	0	0	0	0	0	0	0	2									
18:45	0	3	1	0	0	0	0	0	0	0	0	0	0	4									
19:00	1	1	2	1	0	0	0	0	0	0	0	0	0	5									
19:15	0	5	1	3	0	0	0	0	0	0	0	0	0	9									
19:30	1	0	1	0	0	0	0	0	0	0	0	0	0	2									
19:45	0	1	0	0	0	0	0	0	0	0	0	0	0	1									
20:00	1	0	2	1	0	0	0	0	0	0	0	0	0	4									
20:15	0	1	0	0	0	0	0	0	0	0	0	0	0	1									
20:30	0	0	1	1	0	0	0	0	0	0	0	0	0	2									
20:45	0	0	1	1	0	0	0	0	0	0	0	0	0	2									
21:00	0	1	1	0	0	0	0	0	0	0	0	0	0	2									
21:15	0	1	0	0	0	0	0	0	0	0	0	0	0	1									
21:30	0	1	1	0	0	0	0	0	0	0	0	0	0	2									
21:45	0	0	0	0	0	0	0	0	0	0	0	0	0	0									
22:00	0	2	0	0	0	0	0	0	0	0	0	0	0	2									
22:15	0	1	0	0	0	0	0	0	0	0	0	0	0	1									
22:30	1	1	1	1	0	0	0	0	0	0	0	0	0	4									
22:45	0	0	0	0	0	0	0	0	0	0	0	0	0	0									
23:00	0	0	0	0	0	0	0	0	0	0	0	0	0	0									
23:15	0	0	0	1	0	0	0	0	0	0	0	0	0	1									
23:30	0	0	0	0	0	0	0	0	0	0	0	0	0	0									
23:45	0	0	0	0	0	0	0	0	0	0	0	0	0	0									
ADT Totals	75	108	110	62	6									469									
% of Totals	16%	23%	23%	13%	2%									100%									
AM Volumes	27	56	62	27	4									171									
% AMH	3%	12%	13%	6%	2%									37%									
AM Peak Hour	11:00	07:15	07:30	07:15	07:15									07:30									
Volume	8	26	27	17	3									76									
PM Volumes	55	112	88	85	4									322									
% PMH	11%	24%	19%	18%	1%									69%									
PM Peak Hour	16:45	15:00	14:30	15:00	17:45									15:00									
Volume	15	33	17	2										73									
Directional Peak Periods																							
All Classes																							
AM 7-9		Volume	90	%	19%	NOON 12-2		Volume	63	%	14%	PM 4-6		Volume	63	%	14%	Off Peak Volumes		Volume	247	%	53%
Street Name	Direction	15th	50th	Average	85th	95th	ADT																
W Oak St	East Bound	18	23	27	30	489																	
W Oak St	West Bound	14	20	20	25	29	463																

Day: Wednesday
 Date: 1/19/2022

City: Burbank
 Project #: CA22_020022_013

Summary

Time	<15	15-19	20-24	25-29	30-34	35-39	40-44	45-49	50-54	55-59	60-64	65-69	70 +	Total
00:00 AM	0	0	0	0	0	0	0	0	0	0	0	0	0	0
00:15	0	0	0	0	0	0	0	0	0	0	0	0	0	0
00:30	0	0	0	0	0	0	0	0	0	0	0	0	0	0
00:45	0	0	0	0	0	0	0	0	0	0	0	0	0	0
01:00	0	1	0	0	0	0	0	0	0	0	0	0	0	1
01:15	0	0	0	0	0	0	0	0	0	0	0	0	0	0
01:30	0	0	0	0	0	0	0	0	0	0	0	0	0	0
01:45	0	1	0	0	0	0	0	0	0	0	0	0	0	1
02:00	0	2	0	0	0	0	0	0	0	0	0	0	0	2
02:15	0	0	1	0	0	0	0	0	0	0	0	0	0	1
02:30	0	0	1	0	0	0	0	0	0	0	0	0	0	1
02:45	0	0	0	0	0	0	0	0	0	0	0	0	0	0
03:00	0	0	0	0	0	0	0	0	0	0	0	0	0	0
03:15	0	0	0	1	0	0	0	0	0	0	0	0	0	1
03:30	0	0	0	0	0	0	0	0	0	0	0	0	0	0
03:45	0	0	0	0	0	0	0	0	0	0	0	0	0	0
04:00	0	0	0	0	0	0	0	0	0	0	0	0	0	0
04:15	0	0	0	0	0	0	0	0	0	0	0	0	0	0
04:30	0	0	1	0	0	0	0	0	0	0	0	0	0	1
04:45	0	1	0	0	0	0	0	0	0	0	0	0	0	1
05:00	0	0	0	0	0	0	0	0	0	0	0	0	0	0
05:15	0	0	0	1	0	0	0	0	0	0	0	0	0	1
05:30	0	0	1	1	0	0	0	0	0	0	0	0	0	2
05:45	0	0	0	0	0	0	0	0	0	0	0	0	0	0
06:00	0	0	0	0	0	0	0	0	0	0	0	0	0	0
06:15	0	0	1	0	0	0	0	0	0	0	0	0	0	1
06:30	0	1	3	0	0	0	0	0	0	0	0	0	0	4
06:45	1	0	6	2	1	0	0	0	0	0	0	0	0	10
07:00	1	0	9	1	0	0	0	0	0	0	0	0	0	9
07:15	1	1	4	1	1	0	0	0	0	0	0	1	0	8
07:30	0	9	18	11	1	0	0	0	0	0	0	0	0	39
07:45	2	20	44	19	3	0	0	0	0	0	0	0	0	88
08:00	2	5	10	4	1	0	0	0	0	0	0	0	0	22
08:15	2	1	7	3	0	0	0	0	0	0	0	0	0	13
08:30	1	4	3	0	0	0	0	0	0	0	0	0	0	8
08:45	0	3	3	0	1	0	0	0	0	0	0	0	0	7
09:00	1	4	3	4	1	0	0	0	0	0	0	0	0	13
09:15	2	1	4	1	0	0	0	0	0	0	0	0	0	8
09:30	1	3	7	1	0	0	0	0	0	0	0	0	0	12
09:45	1	3	2	3	0	0	0	0	0	0	0	0	0	9
10:00	1	4	5	0	0	0	0	0	0	0	0	0	0	10
10:15	0	4	1	4	0	0	0	0	0	0	0	0	0	9
10:30	0	5	5	0	0	0	0	0	0	0	0	0	0	10
10:45	1	2	4	4	0	0	0	0	0	0	0	0	0	11
11:00	2	3	4	1	0	0	0	0	0	0	0	0	0	10
11:15	3	4	10	0	0	0	0	0	0	0	0	0	0	17
11:30	1	3	9	4	0	0	0	0	0	0	0	0	0	17
11:45	3	6	2	3	0	0	0	0	0	0	0	0	0	14
12:00 PM	1	3	5	3	0	0	0	0	0	0	0	0	0	12
12:15	0	7	8	4	0	0	0	0	0	0	0	0	0	19
12:30	0	4	6	4	0	0	0	0	0	0	0	0	0	14
12:45	3	5	8	6	0	0	0	0	0	0	0	0	0	22
13:00	1	7	8	3	0	0	0	0	0	0	0	0	0	19
13:15	6	6	5	1	1	0	0	0	0	0	0	0	0	19
13:30	3	2	6	1	0	0	0	0	0	0	0	0	0	12
13:45	0	3	5	5	2	0	0	0	0	0	0	0	0	15
14:00	1	6	5	2	0	0	0	0	0	0	0	0	0	14
14:15	4	7	7	3	0	0	0	0	0	0	0	0	0	21
14:30	2	6	14	3	0	0	0	0	0	0	0	0	0	25
14:45	7	6	16	7	0	0	0	0	0	0	0	0	0	36
15:00	5	24	19	9	1	0	0	0	0	0	0	0	0	58
15:15	6	10	14	3	1	0	0	0	0	0	0	0	0	34
15:30	3	5	10	3	0	0	0	0	0	0	0	0	0	21
15:45	2	6	7	7	0	0	0	0	0	0	0	0	0	22
16:00	1	7	11	4	1	0	0	0	0	0	0	0	0	24
16:15	0	1	6	4	0	0	0	0	0	0	0	0	0	11
16:30	2	3	4	2	1	0	0	0	0	0	0	0	0	12
16:45	0	8	4	3	0	0	0	0	0	0	0	0	0	15
17:00	3	0	6	3	0	0	0	0	0	0	0	0	0	12
17:15	5	4	5	2	0	0	0	0	0	0	0	0	0	16
17:30	0	3	5	2	0	0	0	0	0	0	0	0	0	10
17:45	3	7	9	0	0	0	0	0	0	0	0	0	0	19
18:00	0	2	7	1	0	0	0	0	0	0	0	0	0	10
18:15	1	1	4	2	1	0	0	0	0	0	0	0	0	9
18:30	1	1	4	2	1	0	0	0	0	0	0	0	0	9
18:45	0	5	3	3	0	0	0	0	0	0	0	0	0	11
19:00	1	2	5	2	0	0	0	0	0	0	0	0	0	10
19:15	0	5	4	3	0	0	0	0	0	0	0	0	0	12
19:30	1	0	2	2	2	0	0	0	0	0	0	0	0	7
19:45	0	2	1	0	0	0	0	0	0	0	0	0	0	4
20:00	1	2	2	2	0	0	0	0	0	0	0	0	0	7
20:15	0	2	0	0	0	0	0	0	0	0	0	0	0	2
20:30	0	0	4	1	0	0	0	0	0	0	0	0	0	5
20:45	0	0	2	1	0	0	0	0	0	0	0	0	0	3
21:00	0	1	4	0	1	0	0	0	0	0	0	0	0	6
21:15	0	1	0	0	0	0	0	0	0	0	0	0	0	1
21:30	0	2	2	0	0	0	0	0	0	0	0	0	0	4
21:45	0	0	0	1	0	0	0	0	0	0	0	0	0	1
22:00	0	2	1	0	0	0	0	0	0	0	0	0	0	3
22:15	0	1	1	0	0	0	0	0	0	0	0	0	0	2
22:30	1	1	1	1	0	0	0	0	0	0	0	0	0	4
22:45	0	0	1	0	0	0	0	0	0	0	0	0	0	1
23:00	0	0	0	0	0	0	0	0	0	0	0	0	0	0
23:15	0	0	0	1	0	0	0	0	0	0	0	0	0	1
23:30	0	0	1	0	0	0	0	0	0	0	0	0	0	1
23:45	0	0	0	0	0	0	0	0	0	0	0	0	0	0
All Totals	90	281	408	172	21	1	0	0	0	0	0	0	0	1,373
% of Totals	6%	20%	29%	12%	2%	0%	0%	0%	0%	0%	0%	0%	0%	100%
AM Volumes		20	81	162	69	9	0	0	0	0	0	0	0	357
% AM		23%	29%	47%	25%	3%	0%	0%	0%	0%	0%	0%	0%	26%
AM Peak Hour		11:00	07:15	07:30	07:30	07:15								07:30
Volume		9	35	79	37	6								162
PM Volumes		64	170	242	106	12	0	0	0	0	0	0	0	594
% PM		46%	59%	68%	36%	1%	0%	0%	0%	0%	0%	0%	0%	43%
PM Peak Hour		16:45	16:30	16:30	16:15	13:00	19:00							16:30
Volume		21	46	63	22	3								153
Directional Peak Periods		AM 7-9			NOON 12-2			PM 4-6			Off Peak Volumes			
All Classes		Volume	%	Volume	%	Volume	%	Volume	%	Volume	%			
		190	20%	132	14%	119	13%	511	54%					
Street Name		Direction	15th	50th	Percentiles		85th	95th						
W Oak St		Summary	16	22	21	27	29	952						

SPEED

W Oak St Bet. S Lamer St & S Parish Pl

Day: Wednesday

Date: 1/19/2022

City: Burbank

Project #: CA22_020022_013e

East Bound

Time	< 15	15 - 19	20 - 24	25 - 29	30 - 34	35 - 39	40 - 44	45 - 49	50 - 54	55 - 59	60 - 64	65 - 69	70 +	Total
00:00 AM	0	0	0	0	0	0	0	0	0	0	0	0	0	0
01:00	0	1	0	0	0	0	0	0	0	0	0	0	0	1
02:00	0	0	0	0	0	0	0	0	0	0	0	0	0	0
03:00	0	0	0	1	0	0	0	0	0	0	0	0	0	1
04:00	0	1	1	0	0	0	0	0	0	0	0	0	0	2
05:00	0	0	1	0	0	0	0	0	0	0	0	0	0	1
06:00	0	0	7	2	1	0	0	0	0	0	0	0	0	10
07:00	1	8	46	18	3	0	0	0	0	0	0	0	0	76
08:00	1	5	14	3	1	0	0	0	0	0	0	0	0	24
09:00	0	6	9	7	0	0	0	0	0	0	0	0	0	22
10:00	1	7	10	7	0	0	0	0	0	0	0	0	0	25
11:00	1	7	12	4	0	0	0	0	0	0	0	0	0	24
12:00 PM	0	9	14	12	0	0	0	0	0	0	0	0	0	35
13:00	7	7	12	6	2	0	0	0	0	0	0	0	0	34
14:00	1	13	30	13	0	0	0	0	0	0	0	0	0	57
15:00	1	12	35	13	1	0	0	0	0	0	0	0	0	62
16:00	0	4	12	8	2	0	0	0	0	0	0	0	0	26
17:00	2	4	18	6	0	0	0	0	0	0	0	0	0	30
18:00	0	3	13	8	0	0	0	0	0	0	0	0	0	24
19:00	0	2	8	3	2	1	0	0	0	0	0	0	0	16
20:00	0	3	4	1	0	0	0	0	0	0	0	0	0	8
21:00	0	1	4	1	1	0	0	0	0	0	0	0	0	7
22:00	0	0	3	0	0	0	0	0	0	0	0	0	0	3
23:00	0	0	1	0	0	0	0	0	0	0	0	0	0	1
Totals	15	93	254	113	13	1								489
% of Totals	3%	19%	52%	23%	3%	0%								100%

AM Volumes	4	35	100	42	5	0	0	0	0	0	0	0	0	186		
% AM	1%	7%	20%	9%	1%									38%		
AM Peak Hour	07:00	07:00	07:00	07:00	07:00									07:00		
Volume	1	8	46	18	3									76		
PM Volumes	11	58	154	71	8	1	0	0	0	0	0	0	0	303		
% PM	2%	12%	31%	15%	2%	0%								62%		
PM Peak Hour	13:00	14:00	15:00	14:00	13:00	19:00								15:00		
Volume	7	13	35	13	2	1								62		
Directional Peak Periods		AM 7-9				NOON 12-2				PM 4-6				Off Peak Volumes		
All Speeds		Volume	↔		%	Volume	↔		%	Volume	↔		%	Volume	↔	
		100			20%	69			14%	56			11%	264		

Street Name	Direction	Percentiles					
		15th	50th	Average	85th	95th	ADT
W Oak St	East Bound	18	23	23	27	30	489
W Oak St	West Bound	14	20	20	25	29	463

SPEED

W Oak St Bet. S Lamer St & S Parish Pl

Day: Wednesday

Date: 1/19/2022

City: Burbank

Project #: CA22_020022_013w

West Bound

Time	< 15	15 - 19	20 - 24	25 - 29	30 - 34	35 - 39	40 - 44	45 - 49	50 - 54	55 - 59	60 - 64	65 - 69	70 +	Total
00:00 AM	0	0	0	0	0	0	0	0	0	0	0	0	0	0
01:00	0	1	0	0	0	0	0	0	0	0	0	0	0	1
02:00	0	2	2	0	0	0	0	0	0	0	0	0	0	4
03:00	0	0	0	0	0	0	0	0	0	0	0	0	0	0
04:00	0	0	0	0	0	0	0	0	0	0	0	0	0	0
05:00	0	0	0	2	0	0	0	0	0	0	0	0	0	2
06:00	1	1	3	0	0	0	0	0	0	0	0	0	0	5
07:00	3	22	23	14	2	0	0	0	0	0	0	0	0	64
08:00	4	8	9	4	1	0	0	0	0	0	0	0	0	26
09:00	5	5	7	2	1	0	0	0	0	0	0	0	0	20
10:00	1	8	5	1	0	0	0	0	0	0	0	0	0	15
11:00	8	9	13	4	0	0	0	0	0	0	0	0	0	34
12:00 PM	4	10	13	5	0	0	0	0	0	0	0	0	0	32
13:00	3	11	12	4	1	0	0	0	0	0	0	0	0	31
14:00	13	12	12	2	0	0	0	0	0	0	0	0	0	39
15:00	15	33	15	9	1	0	0	0	0	0	0	0	0	73
16:00	3	15	13	5	0	0	0	0	0	0	0	0	0	36
17:00	9	10	7	1	0	0	0	0	0	0	0	0	0	27
18:00	2	6	5	0	2	0	0	0	0	0	0	0	0	15
19:00	2	7	4	4	0	0	0	0	0	0	0	0	0	17
20:00	1	1	4	3	0	0	0	0	0	0	0	0	0	9
21:00	0	3	2	0	0	0	0	0	0	0	0	0	0	5
22:00	1	4	1	1	0	0	0	0	0	0	0	0	0	7
23:00	0	0	0	1	0	0	0	0	0	0	0	0	0	1
Totals	75	168	150	62	8									463
% of Totals	16%	36%	32%	13%	2%									100%

AM Volumes	22	56	62	27	4	0	0	0	0	0	0	0	0	171		
% AM	5%	12%	13%	6%	1%									37%		
AM Peak Hour	11:00	07:00	07:00	07:00	07:00									07:00		
Volume	8	22	23	14	2									64		
PM Volumes	53	112	88	35	4	0	0	0	0	0	0	0	0	292		
% PM	11%	24%	19%	8%	1%									63%		
PM Peak Hour	15:00	15:00	15:00	15:00	18:00									15:00		
Volume	15	33	15	9	2									73		
Directional Peak Periods		AM 7-9				NOON 12-2				PM 4-6				Off Peak Volumes		
All Speeds		Volume	↔		%	Volume	↔		%	Volume	↔		%	Volume	↔	
		90			19%	63			14%	63			14%	247		

Street Name	Direction	Percentiles					
		15th	50th	Average	85th	95th	ADT
W Oak St	East Bound	18	23	23	27	30	489
W Oak St	West Bound	14	20	20	25	29	463

SPEED

W Oak St Bet. S Lamer St & S Parish Pl

Day: Wednesday

Date: 1/19/2022

City: Burbank

Project #: CA22_020022_013

Summary

Time	< 15	15 - 19	20 - 24	25 - 29	30 - 34	35 - 39	40 - 44	45 - 49	50 - 54	55 - 59	60 - 64	65 - 69	70 +	Total
00:00 AM	0	0	0	0	0	0	0	0	0	0	0	0	0	0
01:00	0	2	0	0	0	0	0	0	0	0	0	0	0	2
02:00	0	2	2	0	0	0	0	0	0	0	0	0	0	4
03:00	0	0	0	1	0	0	0	0	0	0	0	0	0	1
04:00	0	1	1	0	0	0	0	0	0	0	0	0	0	2
05:00	0	0	1	2	0	0	0	0	0	0	0	0	0	3
06:00	1	1	10	2	1	0	0	0	0	0	0	0	0	15
07:00	4	30	69	32	5	0	0	0	0	0	0	0	0	140
08:00	5	13	23	7	2	0	0	0	0	0	0	0	0	50
09:00	5	11	16	9	1	0	0	0	0	0	0	0	0	42
10:00	2	15	15	8	0	0	0	0	0	0	0	0	0	40
11:00	9	16	25	8	0	0	0	0	0	0	0	0	0	58
12:00 PM	4	19	27	17	0	0	0	0	0	0	0	0	0	67
13:00	10	18	24	10	3	0	0	0	0	0	0	0	0	65
14:00	14	25	42	15	0	0	0	0	0	0	0	0	0	96
15:00	16	45	50	22	2	0	0	0	0	0	0	0	0	135
16:00	3	19	25	13	2	0	0	0	0	0	0	0	0	62
17:00	11	14	25	7	0	0	0	0	0	0	0	0	0	57
18:00	2	9	18	8	2	0	0	0	0	0	0	0	0	39
19:00	2	9	12	7	2	1	0	0	0	0	0	0	0	33
20:00	1	4	8	4	0	0	0	0	0	0	0	0	0	17
21:00	0	4	6	1	1	0	0	0	0	0	0	0	0	12
22:00	1	4	4	1	0	0	0	0	0	0	0	0	0	10
23:00	0	0	1	1	0	0	0	0	0	0	0	0	0	2
Totals	90	261	404	175	21	1								952
% of Totals	9%	27%	42%	18%	2%	0%								100%

AM Volumes	26	91	162	69	9	0	0	0	0	0	0	0	0	357		
% AM	3%	10%	17%	7%	1%									38%		
AM Peak Hour	11:00	07:00	07:00	07:00	07:00									07:00		
Volume	9	30	69	32	5									140		
PM Volumes	64	170	242	106	12	1	0	0	0	0	0	0	0	595		
% PM	7%	18%	25%	11%	1%	0%								63%		
PM Peak Hour	15:00	15:00	15:00	15:00	13:00	19:00								15:00		
Volume	16	45	50	22	3	1								135		
Directional Peak Periods		AM 7-9				NOON 12-2				PM 4-6				Off Peak Volumes		
All Speeds		Volume	↔		%	Volume	↔		%	Volume	↔		%	Volume	↔	
		190			20%	132			14%	119			13%	511		

Street Name	Direction	Percentiles					
		15th	50th	Average	85th	95th	ADT
W Oak St	Summary	16	22	21	27	29	952

VOLUME

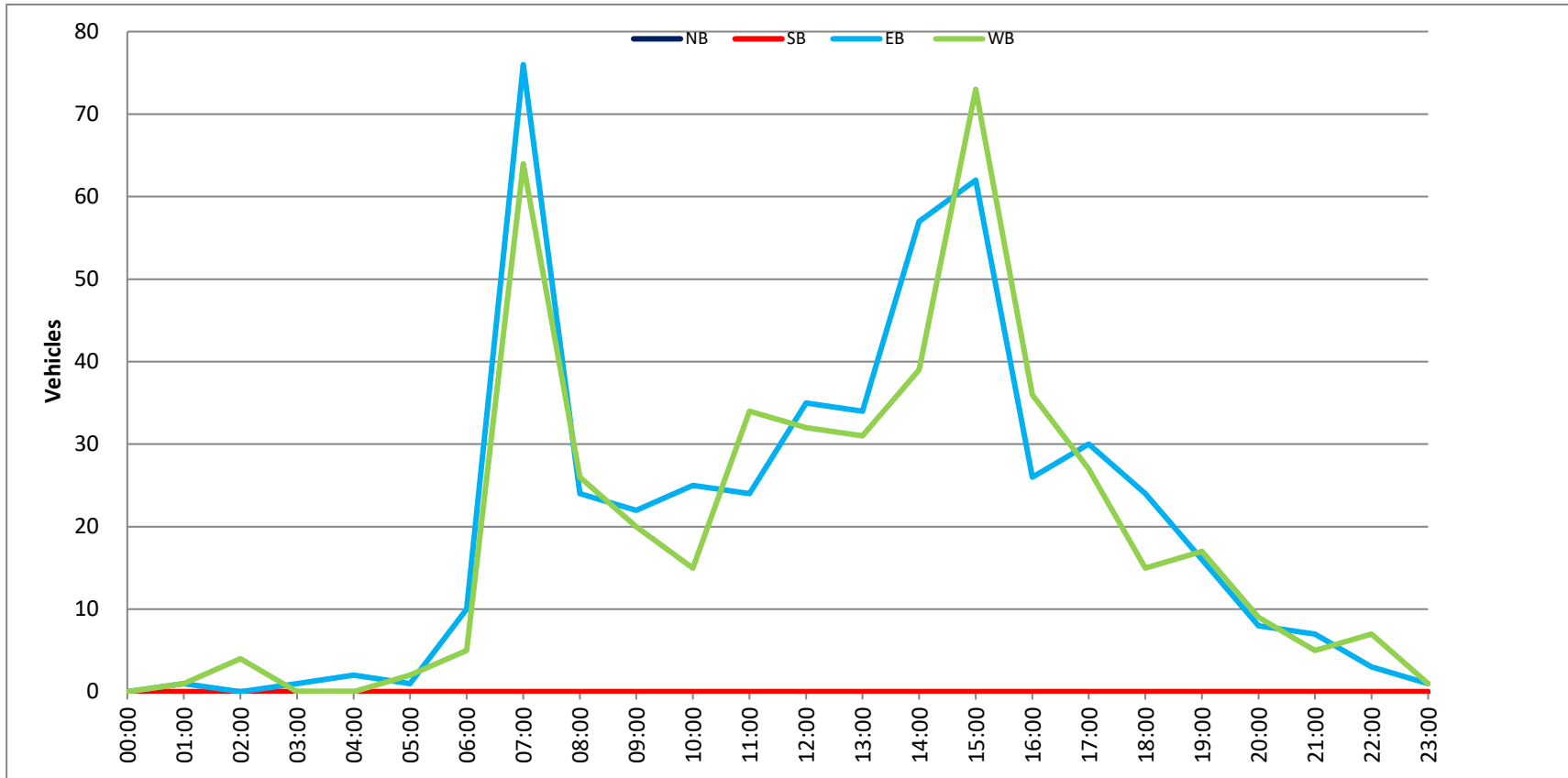
W Oak St Bet. S Lamer St & S Parish Pl

Day: Wednesday
 Date: 1/19/2022

City: Burbank
 Project #: CA22_020022_013

DAILY TOTALS					NB	SB	EB	WB	Total		
					0	0	489	463	952		
AM Period	NB	SB	EB	WB	TOTAL	PM Period	NB	SB	EB	WB	TOTAL
00:00	0	0	0	0		12:00	0	0	7	5	12
00:15	0	0	0	0		12:15	0	0	12	7	19
00:30	0	0	0	0		12:30	0	0	7	7	14
00:45	0	0	0	0		12:45	0	0	9	35	22
01:00	0	0	1	0	1	13:00	0	0	9	10	19
01:15	0	0	0	0		13:15	0	0	10	9	19
01:30	0	0	0	0		13:30	0	0	6	6	12
01:45	0	0	0	1	1	13:45	0	0	9	34	15
02:00	0	0	0	2	2	14:00	0	0	6	8	14
02:15	0	0	0	1	1	14:15	0	0	8	13	21
02:30	0	0	0	1	1	14:30	0	0	16	9	25
02:45	0	0	0	0	4	14:45	0	0	27	57	36
03:00	0	0	0	0		15:00	0	0	26	32	58
03:15	0	0	1	0	1	15:15	0	0	14	20	34
03:30	0	0	0	0		15:30	0	0	12	9	21
03:45	0	0	0	1	0	15:45	0	0	10	62	22
04:00	0	0	0	0		16:00	0	0	10	14	24
04:15	0	0	0	0		16:15	0	0	7	4	11
04:30	0	0	1	0	1	16:30	0	0	3	9	12
04:45	0	0	1	2	1	16:45	0	0	6	26	15
05:00	0	0	0	0		17:00	0	0	10	2	12
05:15	0	0	0	1	1	17:15	0	0	4	12	16
05:30	0	0	1	1	2	17:30	0	0	9	1	10
05:45	0	0	0	1	0	17:45	0	0	7	30	19
06:00	0	0	0	0		18:00	0	0	5	5	10
06:15	0	0	1	0	1	18:15	0	0	5	4	9
06:30	0	0	2	2	4	18:30	0	0	7	2	9
06:45	0	0	7	10	3	18:45	0	0	7	24	11
07:00	0	0	1	4	5	19:00	0	0	5	5	10
07:15	0	0	4	4	8	19:15	0	0	3	9	12
07:30	0	0	19	20	39	19:30	0	0	5	2	7
07:45	0	0	52	76	36	19:45	0	0	3	16	4
08:00	0	0	8	14	22	20:00	0	0	3	4	7
08:15	0	0	7	6	13	20:15	0	0	1	1	2
08:30	0	0	4	4	8	20:30	0	0	3	2	5
08:45	0	0	5	24	2	20:45	0	0	1	8	3
09:00	0	0	8	5	13	21:00	0	0	4	2	6
09:15	0	0	4	4	8	21:15	0	0	0	1	1
09:30	0	0	6	6	12	21:30	0	0	2	2	4
09:45	0	0	4	22	5	21:45	0	0	1	7	1
10:00	0	0	5	5	10	22:00	0	0	1	2	3
10:15	0	0	8	1	9	22:15	0	0	1	1	2
10:30	0	0	5	5	10	22:30	0	0	0	4	4
10:45	0	0	7	25	4	22:45	0	0	1	3	1
11:00	0	0	5	5	10	23:00	0	0	0	0	
11:15	0	0	6	11	17	23:15	0	0	0	1	1
11:30	0	0	7	10	17	23:30	0	0	1	0	1
11:45	0	0	6	24	8	23:45	0	0	0	1	0
TOTALS			186	171	357	TOTALS			303	292	595
SPLIT %			52.1%	47.9%	37.5%	SPLIT %			50.9%	49.1%	62.5%

DAILY TOTALS					NB	SB	EB	WB	Total		
					0	0	489	463	952		
AM Peak Hour			07:30	07:30	07:30	PM Peak Hour			14:30	15:00	14:30
AM Pk Volume			86	76	162	PM Pk Volume			83	73	153
Pk Hr Factor			0.413	0.528	0.460	Pk Hr Factor			0.769	0.570	0.659
7 - 9 Volume	0	0	100	90	190	4 - 6 Volume	0	0	56	63	119
7 - 9 Peak Hour			07:30	07:30	07:30	4 - 6 Peak Hour			17:00	16:00	16:00
7 - 9 Pk Volume	0	0	86	76	162	4 - 6 Pk Volume	0	0	30	36	62
Pk Hr Factor	0.000	0.000	0.413	0.528	0.460	Pk Hr Factor	0.000	0.000	0.750	0.643	0.646



SPEED

W Oak St Bet. S Lamer St & S Parish Pl

Day: Thursday
Date: 1/20/2022

City: Burbank
Project #: CA22_020022_013e

East Bound

Time	< 15	15 - 19	20 - 24	25 - 29	30 - 34	35 - 39	40 - 44	45 - 49	50 - 54	55 - 59	60 - 64	65 - 69	70 +	Total
00:00 AM	0	0	1	1	0	0	0	0	0	0	0	0	0	2
01:00	0	1	0	1	0	0	0	0	0	0	0	0	0	2
02:00	0	0	0	1	0	0	0	0	0	0	0	0	0	1
03:00	0	0	0	0	0	0	0	0	0	0	0	0	0	0
04:00	0	0	0	0	0	0	0	0	0	0	0	0	0	0
05:00	0	0	0	0	0	0	0	0	0	0	0	0	0	0
06:00	0	1	5	2	0	0	0	0	0	0	0	0	0	8
07:00	1	10	26	22	6	0	0	0	0	0	0	0	0	65
08:00	2	4	9	12	2	0	0	0	0	0	0	0	0	29
09:00	2	2	13	3	0	0	0	0	0	0	0	0	0	20
10:00	0	13	16	3	1	0	0	0	0	0	0	0	0	33
11:00	3	4	16	2	2	0	0	0	0	0	0	0	0	27
12:00 PM	2	2	19	6	1	0	0	0	0	0	0	0	0	30
13:00	0	4	10	8	3	0	0	0	0	0	0	0	0	25
14:00	0	23	27	11	1	0	0	0	0	0	0	0	0	62
15:00	1	9	26	10	1	0	0	0	0	0	0	0	0	47
16:00	0	6	13	5	3	0	0	0	0	0	0	0	0	27
17:00	1	5	17	10	1	0	0	0	0	0	0	0	0	34
18:00	0	4	9	6	1	0	0	0	0	0	0	0	0	20
19:00	1	3	10	5	1	0	0	0	0	0	0	0	0	20
20:00	2	2	2	2	0	0	0	0	0	0	0	0	0	8
21:00	0	1	3	0	0	0	0	0	0	0	0	0	0	4
22:00	0	0	3	2	0	0	0	0	0	0	0	0	0	5
23:00	0	0	2	0	0	0	0	0	0	0	0	0	0	2
Totals	15	94	227	112	23									471
% of Totals	3%	20%	48%	24%	5%									100%

AM Volumes	8	35	86	47	11	0	0	0	0	0	0	0	0	187	
% AM	2%	7%	18%	10%	2%									40%	
AM Peak Hour	11:00	10:00	07:00	07:00	07:00									07:00	
Volume	3	13	26	22	6									65	
PM Volumes	7	59	141	65	12	0	0	0	0	0	0	0	0	284	
% PM	1%	13%	30%	14%	3%									60%	
PM Peak Hour	12:00	14:00	14:00	14:00	13:00									14:00	
Volume	2	23	27	11	3									62	
Directional Peak Periods		AM 7-9				NOON 12-2				PM 4-6				Off Peak Volumes	
All Speeds		Volume	%		Volume	%		Volume	%		Volume	%			
		94	↔	20%	55	↔	12%	61	↔	13%	261	↔	55%		

Street Name	Direction	Percentiles					
		15th	50th	Average	85th	95th	ADT
W Oak St	East Bound	18	23	23	28	30	471
W Oak St	West Bound	12	19	19	25	28	464

SPEED

W Oak St Bet. S Lamer St & S Parish Pl

Day: Thursday
Date: 1/20/2022

City: Burbank
Project #: CA22_020022_013w

West Bound

Time	< 15	15 - 19	20 - 24	25 - 29	30 - 34	35 - 39	40 - 44	45 - 49	50 - 54	55 - 59	60 - 64	65 - 69	70 +	Total
00:00 AM	0	0	0	0	0	0	0	0	0	0	0	0	0	0
01:00	0	0	0	0	0	0	0	0	0	0	0	0	0	0
02:00	0	0	0	0	0	0	0	0	0	0	0	0	0	0
03:00	0	0	0	0	0	0	0	0	0	0	0	0	0	0
04:00	0	0	0	0	0	0	0	0	0	0	0	0	0	0
05:00	0	1	1	0	0	0	0	0	0	0	0	0	0	2
06:00	2	3	3	0	0	0	0	0	0	0	0	0	0	8
07:00	7	18	21	14	2	0	0	0	0	0	0	0	0	62
08:00	5	10	9	7	1	0	0	0	0	0	0	0	0	32
09:00	1	7	8	1	0	0	0	0	0	0	0	0	0	17
10:00	12	8	4	2	0	0	0	0	0	0	0	0	0	26
11:00	5	8	9	1	0	0	0	0	0	0	0	0	0	23
12:00 PM	8	8	10	3	0	0	0	0	0	0	0	0	0	29
13:00	4	9	7	2	1	0	0	0	0	0	0	0	0	23
14:00	13	11	10	0	1	0	0	0	0	0	0	0	0	35
15:00	15	39	18	5	0	0	0	0	0	0	0	0	0	77
16:00	8	15	7	2	0	0	0	0	0	0	0	0	0	32
17:00	7	15	8	4	0	0	0	0	0	0	0	0	0	34
18:00	0	8	7	4	2	0	0	0	0	0	0	0	0	21
19:00	1	4	7	2	0	1	0	0	0	0	0	0	0	15
20:00	0	3	4	1	0	0	0	0	0	0	0	0	0	8
21:00	4	3	3	1	0	0	0	0	0	0	0	0	0	11
22:00	1	3	3	0	0	0	0	0	0	0	0	0	0	7
23:00	0	0	2	0	0	0	0	0	0	0	0	0	0	2
Totals	93	173	141	49	7	1								464
% of Totals	20%	37%	30%	11%	2%	0%								100%

AM Volumes	32	55	55	25	3	0	0	0	0	0	0	0	0	170		
% AM	7%	12%	12%	5%	1%									37%		
AM Peak Hour	10:00	07:00	07:00	07:00	07:00									07:00		
Volume	12	18	21	14	2									62		
PM Volumes	61	118	86	24	4	1	0	0	0	0	0	0	0	294		
% PM	13%	25%	19%	5%	1%	0%								63%		
PM Peak Hour	15:00	15:00	15:00	15:00	18:00	19:00								15:00		
Volume	15	39	18	5	2	1								77		
Directional Peak Periods		AM 7-9				NOON 12-2				PM 4-6				Off Peak Volumes		
All Speeds		Volume	↔		%	Volume	↔		%	Volume	↔		%	Volume	↔	
		94			20%	52			11%	66			14%	252		

Street Name	Direction	Percentiles					
		15th	50th	Average	85th	95th	ADT
W Oak St	East Bound	18	23	23	28	30	471
W Oak St	West Bound	12	19	19	25	28	464

SPEED

W Oak St Bet. S Lamer St & S Parish Pl

Day: Thursday
Date: 1/20/2022

City: Burbank
Project #: CA22_020022_013

Summary

Time	< 15	15 - 19	20 - 24	25 - 29	30 - 34	35 - 39	40 - 44	45 - 49	50 - 54	55 - 59	60 - 64	65 - 69	70 +	Total
00:00 AM	0	0	1	1	0	0	0	0	0	0	0	0	0	2
01:00	0	1	0	1	0	0	0	0	0	0	0	0	0	2
02:00	0	0	0	1	0	0	0	0	0	0	0	0	0	1
03:00	0	0	0	0	0	0	0	0	0	0	0	0	0	0
04:00	0	0	0	0	0	0	0	0	0	0	0	0	0	0
05:00	0	1	1	0	0	0	0	0	0	0	0	0	0	2
06:00	2	4	8	2	0	0	0	0	0	0	0	0	0	16
07:00	8	28	47	36	8	0	0	0	0	0	0	0	0	127
08:00	7	14	18	19	3	0	0	0	0	0	0	0	0	61
09:00	3	9	21	4	0	0	0	0	0	0	0	0	0	37
10:00	12	21	20	5	1	0	0	0	0	0	0	0	0	59
11:00	8	12	25	3	2	0	0	0	0	0	0	0	0	50
12:00 PM	10	10	29	9	1	0	0	0	0	0	0	0	0	59
13:00	4	13	17	10	4	0	0	0	0	0	0	0	0	48
14:00	13	34	37	11	2	0	0	0	0	0	0	0	0	97
15:00	16	48	44	15	1	0	0	0	0	0	0	0	0	124
16:00	8	21	20	7	3	0	0	0	0	0	0	0	0	59
17:00	8	20	25	14	1	0	0	0	0	0	0	0	0	68
18:00	0	12	16	10	3	0	0	0	0	0	0	0	0	41
19:00	2	7	17	7	1	1	0	0	0	0	0	0	0	35
20:00	2	5	6	3	0	0	0	0	0	0	0	0	0	16
21:00	4	4	6	1	0	0	0	0	0	0	0	0	0	15
22:00	1	3	6	2	0	0	0	0	0	0	0	0	0	12
23:00	0	0	4	0	0	0	0	0	0	0	0	0	0	4
Totals	108	267	368	161	30	1								935
% of Totals	12%	29%	39%	17%	3%	0%								100%

AM Volumes	40	90	141	72	14	0	0	0	0	0	0	0	0	357		
% AM	4%	10%	15%	8%	1%									38%		
AM Peak Hour	10:00	07:00	07:00	07:00	07:00									07:00		
Volume	12	28	47	36	8									127		
PM Volumes	68	177	227	89	16	1	0	0	0	0	0	0	0	578		
% PM	7%	19%	24%	10%	2%	0%								62%		
PM Peak Hour	15:00	15:00	15:00	15:00	13:00	19:00								15:00		
Volume	16	48	44	15	4	1								124		
Directional Peak Periods		AM 7-9				NOON 12-2				PM 4-6				Off Peak Volumes		
All Speeds		Volume	↔		%	Volume	↔		%	Volume	↔		%	Volume	↔	
		188			20%	107			11%	127			14%	513		

Street Name	Direction	Percentiles					
		15th	50th	Average	85th	95th	ADT
W Oak St	Summary	16	21	21	27	30	935

VOLUME

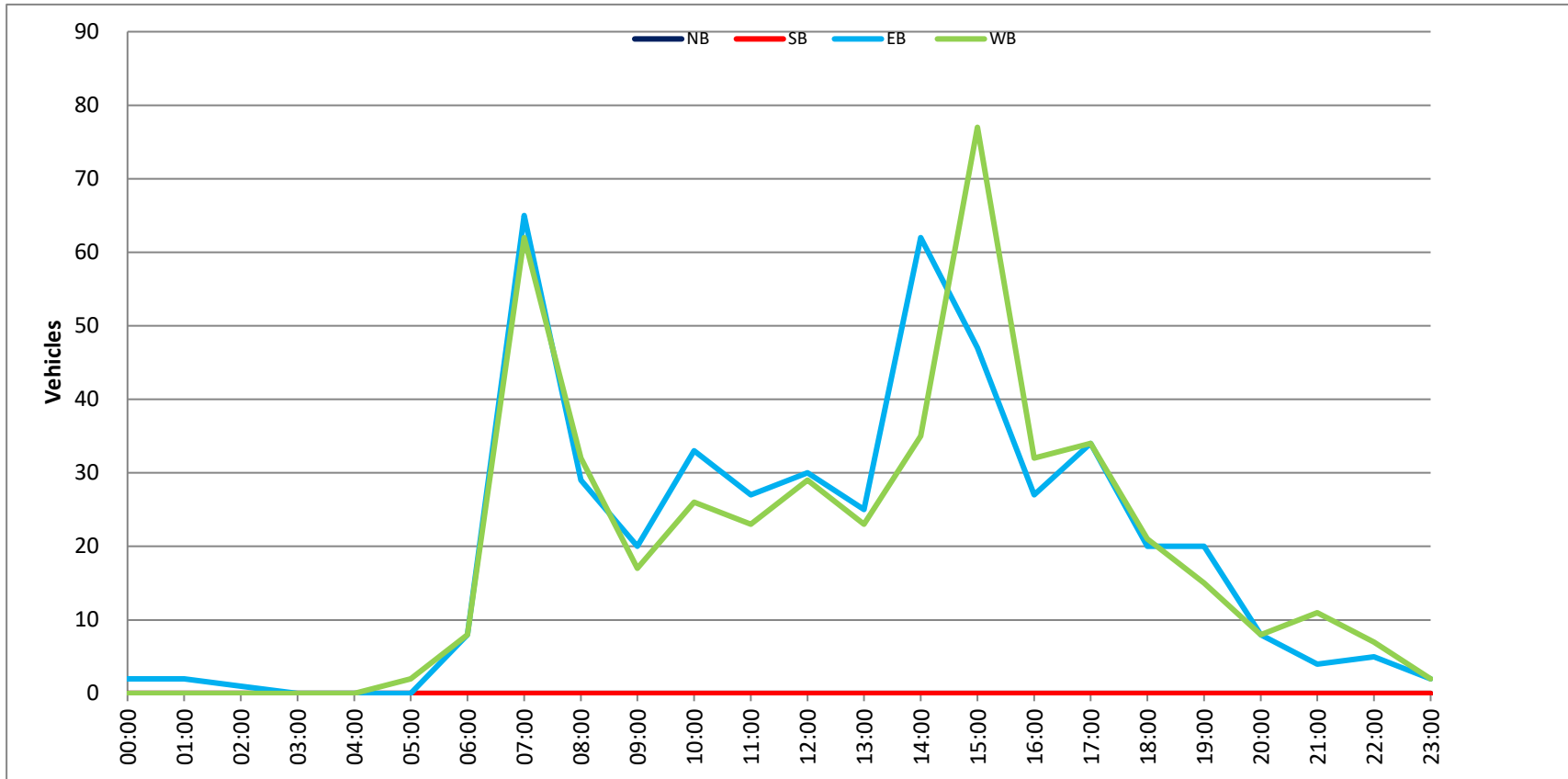
W Oak St Bet. S Lamer St & S Parish Pl

Day: Thursday
 Date: 1/20/2022

City: Burbank
 Project #: CA22_020022_013

DAILY TOTALS					NB	SB	EB	WB	Total		
					0	0	471	464	935		
AM Period	NB	SB	EB	WB	TOTAL	PM Period	NB	SB	EB	WB	TOTAL
00:00	0	0	0	0		12:00	0	0	4	6	10
00:15	0	0	2	0	2	12:15	0	0	8	5	13
00:30	0	0	0	0		12:30	0	0	13	8	21
00:45	0	0	0	2	2	12:45	0	0	5	30	15
01:00	0	0	0	0		13:00	0	0	9	4	13
01:15	0	0	1	0	1	13:15	0	0	6	6	12
01:30	0	0	0	0		13:30	0	0	3	9	12
01:45	0	0	1	2	1	13:45	0	0	7	25	11
02:00	0	0	0	0		14:00	0	0	6	6	12
02:15	0	0	0	0		14:15	0	0	10	10	20
02:30	0	0	1	0	1	14:30	0	0	17	10	27
02:45	0	0	0	1	1	14:45	0	0	29	62	38
03:00	0	0	0	0		15:00	0	0	22	35	57
03:15	0	0	0	0		15:15	0	0	10	22	32
03:30	0	0	0	0		15:30	0	0	8	10	18
03:45	0	0	0	0		15:45	0	0	7	47	17
04:00	0	0	0	0		16:00	0	0	7	4	11
04:15	0	0	0	0		16:15	0	0	3	9	12
04:30	0	0	0	0		16:30	0	0	7	11	18
04:45	0	0	0	0		16:45	0	0	10	27	18
05:00	0	0	0	0		17:00	0	0	11	19	30
05:15	0	0	0	0		17:15	0	0	12	2	14
05:30	0	0	0	0		17:30	0	0	8	8	16
05:45	0	0	0	2	2	17:45	0	0	3	34	8
06:00	0	0	0	2	2	18:00	0	0	3	6	9
06:15	0	0	0	2	2	18:15	0	0	9	7	16
06:30	0	0	5	2	7	18:30	0	0	4	3	7
06:45	0	0	3	8	5	18:45	0	0	4	20	9
07:00	0	0	4	2	6	19:00	0	0	6	3	9
07:15	0	0	5	2	7	19:15	0	0	3	2	5
07:30	0	0	18	20	38	19:30	0	0	5	4	9
07:45	0	0	38	65	76	19:45	0	0	6	20	12
08:00	0	0	15	7	22	20:00	0	0	3	5	8
08:15	0	0	3	11	14	20:15	0	0	2	1	3
08:30	0	0	7	10	17	20:30	0	0	0	1	1
08:45	0	0	4	29	8	20:45	0	0	3	8	4
09:00	0	0	4	5	9	21:00	0	0	3	5	8
09:15	0	0	7	4	11	21:15	0	0	0	3	3
09:30	0	0	5	4	9	21:30	0	0	1	2	3
09:45	0	0	4	20	8	21:45	0	0	0	4	1
10:00	0	0	9	3	12	22:00	0	0	2	2	4
10:15	0	0	11	8	19	22:15	0	0	1	2	3
10:30	0	0	6	7	13	22:30	0	0	2	3	5
10:45	0	0	7	33	15	22:45	0	0	0	5	0
11:00	0	0	7	3	10	23:00	0	0	0	0	
11:15	0	0	5	5	10	23:15	0	0	0	1	1
11:30	0	0	8	7	15	23:30	0	0	1	1	2
11:45	0	0	7	27	15	23:45	0	0	1	2	1
TOTALS			187	170	357	TOTALS			284	294	578
SPLIT %			52.4%	47.6%	38.2%	SPLIT %			49.1%	50.9%	61.8%

DAILY TOTALS					NB	SB	EB	WB	Total		
					0	0	471	464	935		
AM Peak Hour			07:15	07:30	07:30	PM Peak Hour			14:15	15:00	14:30
AM Pk Volume			76	76	150	PM Pk Volume			78	77	154
Pk Hr Factor			0.500	0.500	0.493	Pk Hr Factor			0.672	0.550	0.675
7 - 9 Volume	0	0	94	94	188	4 - 6 Volume	0	0	61	66	127
7 - 9 Peak Hour			07:15	07:30	07:30	4 - 6 Peak Hour			16:45	16:15	16:30
7 - 9 Pk Volume	0	0	76	76	150	4 - 6 Pk Volume	0	0	41	47	80
Pk Hr Factor	0.000	0.000	0.500	0.500	0.493	Pk Hr Factor	0.000	0.000	0.854	0.618	0.667



SPEED

W Oak St Bet. S Beachwood Dr & S Griffith Park Dr

Day: Tuesday
Date: 2/1/2022

City: Burbank
Project #: CA22_020022_020e

East Bound

Time	<15	15-19	20-24	25-29	30-34	35-39	40-44	45-49	50-54	55-59	60-64	65-69	70+	Total
0:00 AM	0	0	0	0	0	0	0	0	0	0	0	0	0	0
0:15	0	0	0	0	0	0	0	0	0	0	0	0	0	0
0:30	0	0	0	0	0	0	0	0	0	0	0	0	0	0
0:45	0	0	0	0	0	0	0	0	0	0	0	0	0	0
1:00	0	0	0	0	0	0	0	0	0	0	0	0	0	0
1:15	0	0	0	0	0	0	0	0	0	0	0	0	0	0
1:30	0	0	0	0	0	0	0	0	0	0	0	0	0	0
1:45	0	0	0	0	0	0	0	0	0	0	0	0	0	0
2:00	0	0	0	0	0	0	0	0	0	0	0	0	0	0
2:15	0	0	0	0	0	0	0	0	0	0	0	0	0	0
2:30	0	0	0	0	0	0	0	0	0	0	0	0	0	0
2:45	0	0	0	1	0	0	0	0	0	0	0	0	0	1
3:00	0	0	0	0	0	0	0	0	0	0	0	0	0	0
3:15	0	0	0	0	0	0	0	0	0	0	0	0	0	0
3:30	0	0	0	0	0	0	0	0	0	0	0	0	0	0
3:45	0	0	0	0	0	0	0	0	0	0	0	0	0	0
4:00	0	0	0	0	0	0	0	0	0	0	0	0	0	0
4:15	0	0	0	0	0	0	0	0	0	0	0	0	0	0
4:30	0	0	0	0	0	0	0	0	0	0	0	0	0	0
4:45	0	0	0	0	0	0	0	0	0	0	0	0	0	0
5:00	0	0	0	0	0	0	0	0	0	0	0	0	0	0
5:15	0	0	0	0	0	0	0	0	0	0	0	0	0	0
5:30	0	0	0	0	0	0	0	0	0	0	0	0	0	0
5:45	0	0	0	0	0	0	0	0	0	0	0	0	0	0
6:00	0	0	0	0	0	0	0	0	0	0	0	0	0	0
6:15	0	2	0	0	0	0	0	0	0	0	0	0	0	2
6:30	0	0	1	1	0	0	0	0	0	0	0	0	0	2
6:45	0	3	6	3	1	0	0	0	0	0	0	0	0	13
7:00	0	1	1	1	0	0	0	0	0	0	0	0	0	3
7:15	0	1	5	1	0	0	0	0	0	0	0	0	0	7
7:30	3	21	14	0	0	0	0	0	0	0	0	0	0	38
7:45	24	43	11	2	0	0	0	0	0	0	0	0	0	80
8:00	1	2	6	2	0	0	0	0	0	0	0	0	0	11
8:15	1	5	11	0	1	0	0	0	0	0	0	0	0	18
8:30	2	1	5	2	0	0	0	0	0	0	0	0	0	10
8:45	0	4	2	0	0	0	0	0	0	0	0	0	0	6
9:00	0	0	1	0	0	0	0	0	0	0	0	0	0	1
9:15	0	2	3	0	0	0	0	0	0	0	0	0	0	5
9:30	0	1	3	1	0	0	0	0	0	0	0	0	0	5
9:45	0	3	1	2	0	0	0	0	0	0	0	0	0	6
10:00	0	1	7	0	1	0	0	0	0	0	0	0	0	9
10:15	0	1	4	1	0	0	0	0	0	0	0	0	0	6
10:30	0	1	3	1	0	0	0	0	0	0	0	0	0	5
10:45	0	2	3	1	0	0	0	0	0	0	0	0	0	6
11:00	0	1	6	0	0	0	0	0	0	0	0	0	0	7
11:15	0	0	6	3	0	0	0	0	0	0	0	0	0	9
11:30	0	1	3	0	0	0	0	0	0	0	0	0	0	4
11:45	0	2	3	5	0	0	0	0	0	0	0	0	0	10
12:00 PM	0	1	5	6	1	0	0	0	0	0	0	0	0	13
12:15	0	0	10	2	0	0	0	0	0	0	0	0	0	12
12:30	0	5	6	3	0	0	0	0	0	0	0	0	0	14
12:45	0	1	1	3	0	0	0	0	0	0	0	0	0	5
13:00	0	1	5	4	1	0	0	0	0	0	0	0	0	11
13:15	0	0	9	3	1	0	0	0	0	0	0	0	0	13
13:30	1	3	6	2	0	0	0	0	0	0	0	0	0	12
13:45	1	4	14	7	2	0	0	0	0	0	0	0	0	28
14:00	1	10	11	3	1	0	0	0	0	0	0	0	0	26
14:15	16	8	13	2	0	0	0	0	0	0	0	0	0	39
14:30	0	0	6	6	0	0	0	0	0	0	0	0	0	12
14:45	0	1	4	3	0	0	0	0	0	0	0	0	0	8
15:00	0	4	7	2	0	0	0	0	0	0	0	0	0	14
15:15	1	8	6	3	0	0	0	0	0	0	0	0	0	18
15:30	3	3	6	2	0	0	0	0	0	0	0	0	0	14
15:45	1	2	10	0	0	0	0	0	0	0	0	0	0	13
16:00	1	3	6	2	0	0	0	0	0	0	0	0	0	12
16:15	1	4	5	0	0	0	0	0	0	0	0	0	0	10
16:30	2	6	4	1	0	0	0	0	0	0	0	0	0	13
16:45	1	2	8	3	0	0	0	0	0	0	0	0	0	14
17:00	0	6	5	2	0	0	0	0	0	0	0	0	0	13
17:15	2	5	6	1	0	0	0	0	0	0	0	0	0	14
17:30	1	0	5	2	0	0	0	0	0	0	0	0	0	8
17:45	1	3	6	2	1	0	0	0	0	0	0	0	0	13
18:00	0	2	3	6	2	0	0	0	0	0	0	0	0	13
18:15	0	2	10	1	0	0	0	0	0	0	0	0	0	13
18:30	0	0	6	1	0	0	0	0	0	0	0	0	0	7
18:45	0	2	0	2	0	0	0	0	0	0	0	0	0	4
19:00	0	0	0	4	0	0	0	0	0	0	0	0	0	4
19:15	2	2	4	2	0	0	0	0	0	0	0	0	0	10
19:30	0	1	3	0	1	0	0	0	0	0	0	0	0	5
19:45	0	0	4	1	0	0	0	0	0	0	0	0	0	5
20:00	1	0	3	1	1	0	0	0	0	0	0	0	0	6
20:15	0	0	3	0	1	0	0	0	0	0	0	0	0	4
20:30	0	0	2	0	0	0	0	0	0	0	0	0	0	2
20:45	1	0	2	0	0	0	0	0	0	0	0	0	0	3
21:00	1	2	1	1	0	0	0	0	0	0	0	0	0	5
21:15	3	0	2	1	1	0	0	0	0	0	0	0	0	7
21:30	0	0	1	1	0	0	0	0	0	0	0	0	0	2
21:45	0	0	2	0	0	0	0	0	0	0	0	0	0	2
22:00	1	0	0	0	0	0	0	0	0	0	0	0	0	1
22:15	0	1	0	0	0	0	0	0	0	0	0	0	0	2
22:30	0	1	0	0	0	0	0	0	0	0	0	0	0	1
22:45	0	0	0	0	0	0	0	0	0	0	0	0	0	0
23:00	0	0	0	0	0	0	0	0	0	0	0	0	0	0
23:15	0	0	0	0	0	0	0	0	0	0	0	0	0	0
23:30	0	0	0	0	1	0	0	0	0	0	0	0	0	1
23:45	0	0	0	0	0	0	0	0	0	0	0	0	0	0
AM Totals	75	111	118	112	11	0	0	0	0	0	0	0	0	712
% of Totals	11%	27%	44%	16%	2%	0%	0%	0%	0%	0%	0%	0%	0%	100%
AM Volumes	31	88	100	27	3	0	0	0	0	0	0	0	0	264
% AMH	4%	14%	15%	4%	0%	0%	0%	0%	0%	0%	0%	0%	0%	37%
AM Peak Hour	7:30	7:30	7:30	11:45	6:00									7:30
Volume	29	71	42	16	1									147
PM Volumes	44	59	211	59	15	0	0	0	0	0	0	0	0	488
% PM	6%	13%	30%	12%	2%	0%	0%	0%	0%	0%	0%	0%	0%	63%
PM Peak Hour	13:30	13:30	13:30	13:45	13:15									13:30
Volume	19	25	42	18	4									105
Directional Peak Periods														
All Classes														
			AM 7-9				NOON 12-2				PM 4-6			Off Peak Volumes
			Volume				Volume				Volume			Volume
			173				109				97			333
			←→				←→				←→			←→
			24%				15%				14%			47%
Street Name	Direction	15th	50th	Average	85th	95th	ADT							
W Oak St	East Bound	16	21	21	26	29	712							
W Oak St	West Bound	16	21	21	26	29	616							

SPEED

W Oak St Bet. S Beachwood Dr & S Griffith Park Dr

Day: Tuesday
Date: 2/1/2022

City: Burbank
Project #: CA22_020022_020

Summary

Time	<15	15-19	20-24	25-29	30-34	35-39	40-44	45-49	50-54	55-59	60-64	65-69	70+	Total
0:00 AM	0	0	0	0	0	0	0	0	0	0	0	0	0	0
0:15	0	0	1	0	0	0	0	0	0	0	0	0	0	1
0:30	0	0	0	0	0	0	0	0	0	0	0	0	0	0
0:45	0	0	0	0	0	0	0	0	0	0	0	0	0	0
1:00	0	0	0	0	0	0	0	0	0	0	0	0	0	0
1:15	0	0	0	0	0	0	0	0	0	0	0	0	0	0
1:30	0	0	0	0	0	0	0	0	0	0	0	0	0	0
1:45	0	0	0	0	0	0	0	0	0	0	0	0	0	0
2:00	0	0	1	0	0	0	0	0	0	0	0	0	0	1
2:15	1	0	0	0	0	0	0	0	0	0	0	0	0	1
2:30	0	0	0	0	0	0	0	0	0	0	0	0	0	0
2:45	0	0	0	1	0	0	0	0	0	0	0	0	0	1
3:00	0	0	0	0	0	0	0	0	0	0	0	0	0	0
3:15	0	0	0	0	0	0	0	0	0	0	0	0	0	0
3:30	0	0	0	0	0	0	0	0	0	0	0	0	0	0
3:45	0	0	0	0	0	0	0	0	0	0	0	0	0	0
4:00	0	0	0	0	0	0	0	0	0	0	0	0	0	0
4:15	0	0	0	0	0	0	0	0	0	0	0	0	0	0
4:30	0	0	0	0	0	0	0	0	0	0	0	0	0	0
4:45	0	0	0	0	0	0	0	0	0	0	0	0	0	0
5:00	0	1	0	0	0	0	0	0	0	0	0	0	0	1
5:15	0	0	0	0	0	0	0	0	0	0	0	0	0	0
5:30	0	0	0	0	0	0	0	0	0	0	0	0	0	0
5:45	0	0	0	0	0	0	0	0	0	0	0	0	0	0
6:00	0	0	0	0	0	0	0	0	0	0	0	0	0	0
6:15	0	5	0	0	0	0	0	0	0	0	0	0	0	5
6:30	0	0	4	1	0	0	0	0	0	0	0	0	0	5
6:45	0	3	10	3	1	0	0	0	0	0	0	0	0	17
7:00	0	3	2	2	0	0	0	0	0	0	0	0	0	7
7:15	0	1	10	3	0	0	0	1	0	0	0	0	0	14
7:30	3	35	30	4	0	0	1	0	0	0	0	0	0	73
7:45	26	61	46	8	0	0	2	0	0	0	0	0	0	143
8:00	2	6	13	6	0	0	0	0	0	0	0	0	0	27
8:15	2	9	19	2	1	0	0	0	0	0	0	0	0	33
8:30	2	1	7	2	0	0	0	0	0	0	0	0	0	12
8:45	0	4	8	0	1	0	0	0	0	0	0	0	0	13
9:00	0	0	2	1	0	0	0	0	0	0	0	0	0	3
9:15	0	3	4	2	0	0	0	0	0	0	0	0	0	9
9:30	1	3	8	2	0	0	0	0	0	0	0	0	0	14
9:45	0	4	2	5	0	0	0	0	0	0	0	0	0	11
10:00	1	2	10	1	1	0	0	0	0	0	0	0	0	15
10:15	0	1	8	4	0	0	0	0	0	0	0	0	0	13
10:30	0	1	5	1	0	0	0	0	0	0	0	0	0	7
10:45	0	4	4	3	0	0	0	0	0	0	0	0	0	11
11:00	0	3	8	3	0	0	1	0	0	0	0	0	0	15
11:15	0	1	11	6	0	0	0	0	0	0	0	0	0	18
11:30	0	5	6	2	0	0	0	0	0	0	0	0	0	13
11:45	0	5	6	7	0	0	0	0	0	0	0	0	0	19
12:00 PM	1	3	9	10	1	0	0	0	0	0	0	0	0	24
12:15	1	5	11	3	0	0	0	0	0	0	0	0	0	20
12:30	0	9	8	3	0	0	0	0	0	0	0	0	0	20
12:45	0	4	8	3	0	0	0	0	0	0	0	0	0	15
13:00	0	2	11	4	0	0	0	0	0	0	0	0	0	18
13:15	0	1	11	6	2	0	0	0	0	0	0	0	0	20
13:30	1	6	11	3	0	0	0	0	0	0	0	0	0	21
13:45	1	5	16	9	2	0	0	0	0	0	0	0	0	33
14:00	1	13	14	3	1	0	0	0	0	0	0	0	0	32
14:15	53	39	19	3	0	0	0	0	0	0	0	0	0	114
14:30	2	7	16	7	0	0	0	0	0	0	0	0	0	32
14:45	0	3	6	6	1	0	0	0	0	0	0	0	0	16
15:00	0	5	13	5	1	0	0	0	0	0	0	0	0	24
15:15	3	12	8	5	0	0	0	0	0	0	0	0	0	28
15:30	9	10	9	4	0	0	0	0	0	0	0	0	0	32
15:45	1	5	16	1	0	0	0	0	0	0	0	0	0	23
16:00	1	8	10	5	0	0	0	0	0	0	0	0	0	24
16:15	2	6	8	2	0	0	0	0	0	0	0	0	0	18
16:30	2	8	13	3	1	0	0	0	0	0	0	0	0	27
16:45	2	6	12	3	0	0	0	0	0	0	0	0	0	23
17:00	1	13	13	5	0	0	0	0	0	0	0	0	0	32
17:15	4	7	10	1	0	0	0	0	0	0	0	0	0	22
17:30	1	5	9	4	0	0	0	0	0	0	0	0	0	19
17:45	1	5	8	4	1	0	0	0	0	0	0	0	0	19
18:00	0	4	7	8	2	0	0	0	0	0	0	0	0	21
18:15	0	4	16	3	0	0	0	0	0	0	0	0	0	23
18:30	0	1	11	1	0	0	0	0	0	0	0	0	0	13
18:45	0	4	4	4	0	0	0	0	0	0	0	0	0	12
19:00	0	1	2	4	0	0	0	0	0	0	0	0	0	7
19:15	2	2	5	3	0	0	0	0	0	0	0	0	0	12
19:30	0	2	6	1	1	0	0	0	0	0	0	0	0	10
19:45	0	1	6	2	0	0	0	0	0	0	0	0	0	9
20:00	1	2	5	2	1	0	0	0	0	0	0	0	0	11
20:15	0	0	3	2	1	0	0	0	0	0	0	0	0	6
20:30	0	0	4	1	0	0	0	0	0	0	0	0	0	5
20:45	1	1	3	1	0	0	0	0	0	0	0	0	0	6
21:00	2	2	1	1	0	0	0	0	0	0	0	0	0	6
21:15	4	0	3	1	1	0	0	0	0	0	0	0	0	9
21:30	0	1	1	1	1	0	0	0	0	0	0	0	0	4
21:45	0	0	3	1	0	0	0	0	0	0	0	0	0	4
22:00	1	0	0	1	0	0	0	0	0	0	0	0	0	2
22:15	0	2	1	0	0	0	0	0	0	0	0	0	0	3
22:30	1	1	0	0	0	0	0	0	0	0	0	0	0	2
22:45	0	0	0	1	0	0	0	0	0	0	0	0	0	1
23:00	1	1	0	0	0	0	0	0	0	0	0	0	0	2
23:15	0	0	0	0	0	0	0	0	0	0	0	0	0	0
23:30	0	0	0	0	1	0	0	0	0	0	0	0	0	1
23:45	0	0	0	0	0	0	0	0	0	0	0	0	0	0
ADT Totals	172	377	518	262	21	1	1	1	0	0	0	0	0	1722
% of Totals	10%	22%	30%	16%	1%	0%	0%	0%	0%	0%	0%	0%	0%	100%

AM Volumes	33	161	225	69	4	1	1	3	0	0	0	0	0	502
% AMH	3%	12%	17%	5%	0%	0%	0%	0%	0%	0%	0%	0%	0%	30%
AM Peak Hour	7:30	7:30	7:30	11:15	8:00	11:00	10:15	7:00						7:30
Volume	33	111	108	25	2	1	1	3						276
PM Volumes	161	236	350	149	19	0	0	0	0	0	0	0	0	858
% PM	8%	16%	26%	11%	1%	0%	0%	0%	0%	0%	0%	0%	0%	62%
PM Peak Hour	13:45	13:45	13:45	14:30	13:15									13:45
Volume	51	65	65	23	5									211

Directional Peak Periods	AM 7-9		NOON 12-2		PM 4-6		Off Peak Volumes	
	Volume	%	Volume	%	Volume	%	Volume	%
All Classes	322	24%	172	13%	184	14%	650	49%

Street Name	Direction	Percentiles					
		15th	50th	Average	85th	95th	ADT
W Oak St	Summary	16	21	21	26	29	1328

SPEED

W Oak St Bet. S Beachwood Dr & S Griffith Park Dr

Day: Tuesday

Date: 2/1/2022

City: Burbank

Project #: CA22_020022_020e

East Bound

Time	< 15	15 - 19	20 - 24	25 - 29	30 - 34	35 - 39	40 - 44	45 - 49	50 - 54	55 - 59	60 - 64	65 - 69	70 +	Total
0:00 AM	0	0	0	0	0	0	0	0	0	0	0	0	0	0
1:00	0	0	0	0	0	0	0	0	0	0	0	0	0	0
2:00	0	0	0	1	0	0	0	0	0	0	0	0	0	1
3:00	0	0	0	0	0	0	0	0	0	0	0	0	0	0
4:00	0	0	0	0	0	0	0	0	0	0	0	0	0	0
5:00	0	0	0	0	0	0	0	0	0	0	0	0	0	0
6:00	0	5	7	4	1	0	0	0	0	0	0	0	0	17
7:00	27	66	31	4	0	0	0	0	0	0	0	0	0	128
8:00	4	12	24	4	1	0	0	0	0	0	0	0	0	45
9:00	0	6	8	3	0	0	0	0	0	0	0	0	0	17
10:00	0	5	17	3	1	0	0	0	0	0	0	0	0	26
11:00	0	4	18	8	0	0	0	0	0	0	0	0	0	30
12:00 PM	0	7	22	14	2	0	0	0	0	0	0	0	0	45
13:00	3	8	34	16	3	0	0	0	0	0	0	0	0	64
14:00	17	19	34	14	1	0	0	0	0	0	0	0	0	85
15:00	5	17	29	7	1	0	0	0	0	0	0	0	0	59
16:00	5	15	23	6	0	0	0	0	0	0	0	0	0	49
17:00	4	14	22	7	1	0	0	0	0	0	0	0	0	48
18:00	0	6	19	10	2	0	0	0	0	0	0	0	0	37
19:00	2	3	11	7	1	0	0	0	0	0	0	0	0	24
20:00	2	0	10	1	2	0	0	0	0	0	0	0	0	15
21:00	4	2	6	3	1	0	0	0	0	0	0	0	0	16
22:00	1	2	1	0	0	0	0	0	0	0	0	0	0	4
23:00	1	0	0	0	1	0	0	0	0	0	0	0	0	2
Totals	75	191	316	112	18									712
% of Totals	11%	27%	44%	16%	3%									100%

AM Volumes	31	98	105	27	3	0	0	0	0	0	0	0	0	264		
% AM	4%	14%	15%	4%	0%									37%		
AM Peak Hour	7:00	7:00	7:00	11:00	6:00									7:00		
Volume	27	66	31	8	1									128		
PM Volumes	44	93	211	85	15	0	0	0	0	0	0	0	0	448		
% PM	6%	13%	30%	12%	2%									63%		
PM Peak Hour	14:00	14:00	13:00	13:00	13:00									14:00		
Volume	17	19	34	16	3									85		
Directional Peak Periods		AM 7-9				NOON 12-2				PM 4-6				Off Peak Volumes		
All Speeds		Volume	↔		%	Volume	↔		%	Volume	↔		%	Volume	↔	
		173			24%	109			15%	97			14%	333		

Street Name	Direction	Percentiles					
		15th	50th	Average	85th	95th	ADT
W Oak St	East Bound	16	21	21	26	29	712
W Oak St	West Bound	16	21	21	26	29	616

SPEED

W Oak St Bet. S Beachwood Dr & S Griffith Park Dr

Day: Tuesday

Date: 2/1/2022

City: Burbank

Project #: CA22_020022_020w

West Bound

Time	< 15	15 - 19	20 - 24	25 - 29	30 - 34	35 - 39	40 - 44	45 - 49	50 - 54	55 - 59	60 - 64	65 - 69	70 +	Total
0:00 AM	0	0	1	0	0	0	0	0	0	0	0	0	0	1
1:00	0	0	0	0	0	0	0	0	0	0	0	0	0	0
2:00	1	0	1	0	0	0	0	0	0	0	0	0	0	2
3:00	0	0	0	0	0	0	0	0	0	0	0	0	0	0
4:00	0	0	0	0	0	0	0	0	0	0	0	0	0	0
5:00	0	1	0	0	0	0	0	0	0	0	0	0	0	1
6:00	0	3	7	0	0	0	0	0	0	0	0	0	0	10
7:00	2	34	57	13	0	0	0	3	0	0	0	0	0	109
8:00	2	8	23	6	1	0	0	0	0	0	0	0	0	40
9:00	1	4	8	7	0	0	0	0	0	0	0	0	0	20
10:00	1	3	10	6	0	0	0	0	0	0	0	0	0	20
11:00	0	10	13	10	0	1	1	0	0	0	0	0	0	35
12:00 PM	2	14	14	5	0	0	0	0	0	0	0	0	0	35
13:00	0	6	15	6	1	0	0	0	0	0	0	0	0	28
14:00	39	43	21	5	1	0	0	0	0	0	0	0	0	109
15:00	8	15	17	8	0	0	0	0	0	0	0	0	0	48
16:00	2	13	20	7	1	0	0	0	0	0	0	0	0	43
17:00	3	16	18	7	0	0	0	0	0	0	0	0	0	44
18:00	0	7	19	6	0	0	0	0	0	0	0	0	0	32
19:00	0	3	8	3	0	0	0	0	0	0	0	0	0	14
20:00	0	3	5	5	0	0	0	0	0	0	0	0	0	13
21:00	2	1	2	1	1	0	0	0	0	0	0	0	0	7
22:00	1	1	0	2	0	0	0	0	0	0	0	0	0	4
23:00	0	1	0	0	0	0	0	0	0	0	0	0	0	1
Totals	64	186	259	97	5	1	1	3						616
% of Totals	10%	30%	42%	16%	1%	0%	0%	0%						100%

AM Volumes	7	63	120	42	1	1	1	3	0	0	0	0	0	238		
% AM	1%	10%	19%	7%	0%	0%	0%	0%						39%		
AM Peak Hour	7:00	7:00	7:00	7:00	8:00	11:00	11:00	7:00						7:00		
Volume	2	34	57	13	1	1	1	3						109		
PM Volumes	57	123	139	55	4	0	0	0	0	0	0	0	0	378		
% PM	9%	20%	23%	9%	1%									61%		
PM Peak Hour	14:00	14:00	14:00	15:00	13:00									14:00		
Volume	39	43	21	8	1									109		
Directional Peak Periods		AM 7-9				NOON 12-2			PM 4-6			Off Peak Volumes				
All Speeds		Volume	↔		%	Volume	↔		%	Volume	↔		%	Volume	↔	
		149			24%	63			10%	87			14%	317		

Street Name	Direction	Percentiles					
		15th	50th	Average	85th	95th	ADT
W Oak St	East Bound	16	21	21	26	29	712
W Oak St	West Bound	16	21	21	26	29	616

SPEED

W Oak St Bet. S Beachwood Dr & S Griffith Park Dr

Day: Tuesday

Date: 2/1/2022

City: Burbank

Project #: CA22_020022_020

Summary

Time	< 15	15 - 19	20 - 24	25 - 29	30 - 34	35 - 39	40 - 44	45 - 49	50 - 54	55 - 59	60 - 64	65 - 69	70 +	Total
0:00 AM	0	0	1	0	0	0	0	0	0	0	0	0	0	1
1:00	0	0	0	0	0	0	0	0	0	0	0	0	0	0
2:00	1	0	1	1	0	0	0	0	0	0	0	0	0	3
3:00	0	0	0	0	0	0	0	0	0	0	0	0	0	0
4:00	0	0	0	0	0	0	0	0	0	0	0	0	0	0
5:00	0	1	0	0	0	0	0	0	0	0	0	0	0	1
6:00	0	8	14	4	1	0	0	0	0	0	0	0	0	27
7:00	29	100	88	17	0	0	0	3	0	0	0	0	0	237
8:00	6	20	47	10	2	0	0	0	0	0	0	0	0	85
9:00	1	10	16	10	0	0	0	0	0	0	0	0	0	37
10:00	1	8	27	9	1	0	0	0	0	0	0	0	0	46
11:00	0	14	31	18	0	1	1	0	0	0	0	0	0	65
12:00 PM	2	21	36	19	2	0	0	0	0	0	0	0	0	80
13:00	3	14	49	22	4	0	0	0	0	0	0	0	0	92
14:00	56	62	55	19	2	0	0	0	0	0	0	0	0	194
15:00	13	32	46	15	1	0	0	0	0	0	0	0	0	107
16:00	7	28	43	13	1	0	0	0	0	0	0	0	0	92
17:00	7	30	40	14	1	0	0	0	0	0	0	0	0	92
18:00	0	13	38	16	2	0	0	0	0	0	0	0	0	69
19:00	2	6	19	10	1	0	0	0	0	0	0	0	0	38
20:00	2	3	15	6	2	0	0	0	0	0	0	0	0	28
21:00	6	3	8	4	2	0	0	0	0	0	0	0	0	23
22:00	2	3	1	2	0	0	0	0	0	0	0	0	0	8
23:00	1	1	0	0	1	0	0	0	0	0	0	0	0	3
Totals	139	377	575	209	23	1	1	3						1328
% of Totals	10%	28%	43%	16%	2%	0%	0%	0%						100%

AM Volumes	38	161	225	69	4	1	1	3	0	0	0	0	0	502		
% AM	3%	12%	17%	5%	0%	0%	0%	0%						38%		
AM Peak Hour	7:00	7:00	7:00	11:00	8:00	11:00	11:00	7:00						7:00		
Volume	29	100	88	18	2	1	1	3						237		
PM Volumes	101	216	350	140	19	0	0	0	0	0	0	0	0	826		
% PM	8%	16%	26%	11%	1%									62%		
PM Peak Hour	14:00	14:00	14:00	13:00	13:00									14:00		
Volume	56	62	55	22	4									194		
Directional Peak Periods		AM 7-9				NOON 12-2			PM 4-6			Off Peak Volumes				
All Speeds		Volume	↔		%	Volume	↔		%	Volume	↔		%	Volume	↔	
		322			24%	172			13%	184			14%	650		

Street Name	Direction	Percentiles					
		15th	50th	Average	85th	95th	ADT
W Oak St	Summary	16	21	21	26	29	1328

VOLUME

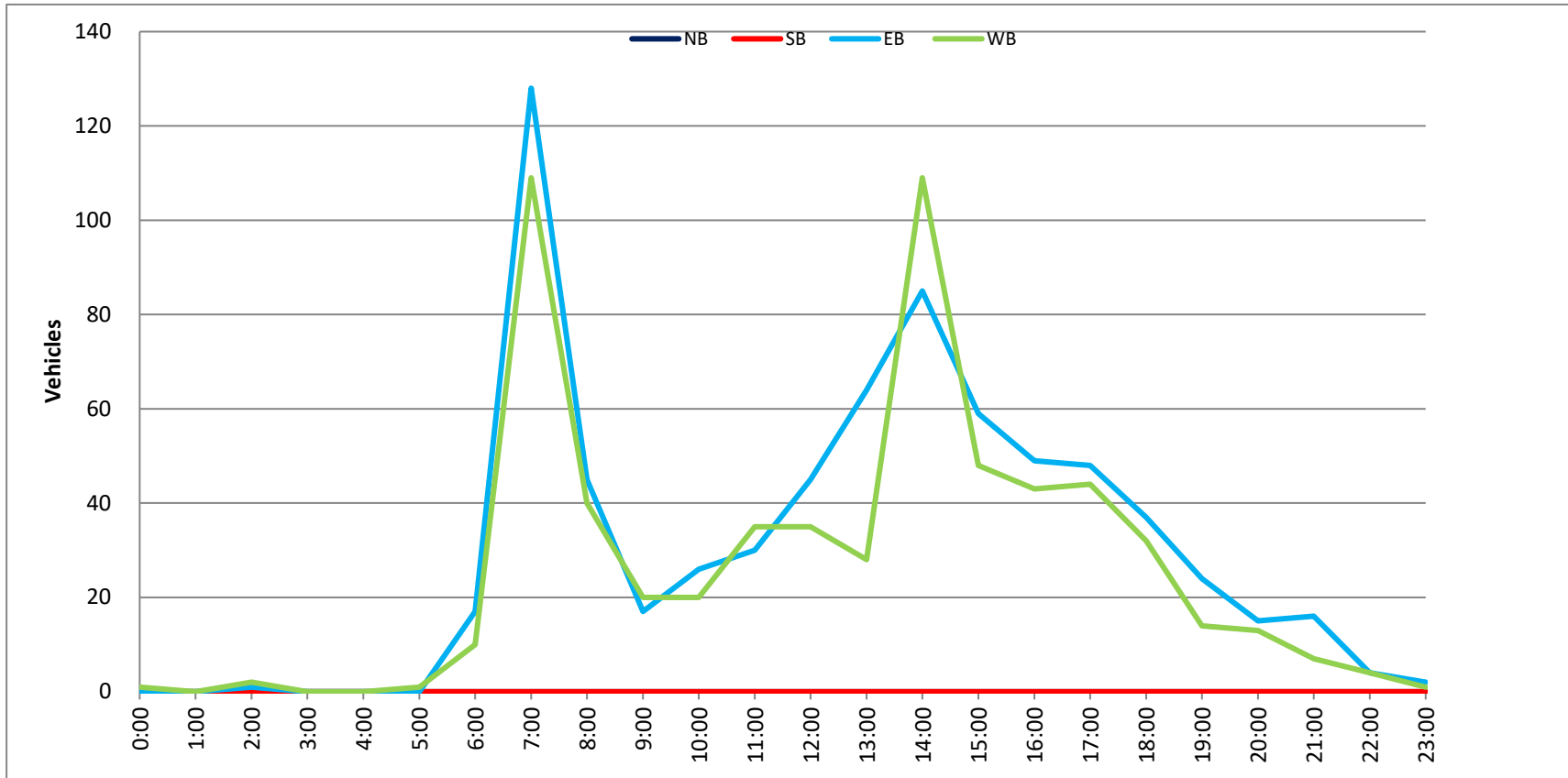
W Oak St Bet. S Beachwood Dr & S Griffith Park Dr

Day: Tuesday
 Date: 2/1/2022

City: Burbank
 Project #: CA22_020022_020

DAILY TOTALS					NB	SB	EB	WB	Total					
					0	0	712	616	1,328					
AM Period	NB	SB	EB	WB	TOTAL	PM Period	NB	SB	EB	WB	TOTAL			
0:00	0	0	0	0		12:00	0	0	13	11	24			
0:15	0	0	0	1	1	12:15	0	0	12	8	20			
0:30	0	0	0	0		12:30	0	0	14	6	20			
0:45	0	0	0	0	1	12:45	0	0	6	45	10	35	16	80
1:00	0	0	0	0		13:00	0	0	11	7	18			
1:15	0	0	0	0		13:15	0	0	13	7	20			
1:30	0	0	0	0		13:30	0	0	12	9	21			
1:45	0	0	0	0		13:45	0	0	28	64	5	28	33	92
2:00	0	0	0	1	1	14:00	0	0	26	6	32			
2:15	0	0	0	1	1	14:15	0	0	39	75	114			
2:30	0	0	0	0		14:30	0	0	12	20	32			
2:45	0	0	1	1	0	14:45	0	0	8	85	8	109	16	194
3:00	0	0	0	0		15:00	0	0	14	10	24			
3:15	0	0	0	0		15:15	0	0	18	10	28			
3:30	0	0	0	0		15:30	0	0	14	18	32			
3:45	0	0	0	0		15:45	0	0	13	59	10	48	23	107
4:00	0	0	0	0		16:00	0	0	12	12	24			
4:15	0	0	0	0		16:15	0	0	10	8	18			
4:30	0	0	0	0		16:30	0	0	13	14	27			
4:45	0	0	0	0		16:45	0	0	14	49	9	43	23	92
5:00	0	0	0	1	1	17:00	0	0	13	19	32			
5:15	0	0	0	0		17:15	0	0	14	8	22			
5:30	0	0	0	0		17:30	0	0	8	11	19			
5:45	0	0	0	0	1	17:45	0	0	13	48	6	44	19	92
6:00	0	0	0	0		18:00	0	0	13	8	21			
6:15	0	0	2	3	5	18:15	0	0	13	10	23			
6:30	0	0	2	3	5	18:30	0	0	7	6	13			
6:45	0	0	13	17	4	18:45	0	0	4	37	8	32	12	69
7:00	0	0	3	4	7	19:00	0	0	4	3	7			
7:15	0	0	7	7	14	19:15	0	0	10	2	12			
7:30	0	0	38	35	73	19:30	0	0	5	5	10			
7:45	0	0	80	128	63	19:45	0	0	5	24	4	14	9	38
8:00	0	0	11	16	27	20:00	0	0	6	5	11			
8:15	0	0	18	15	33	20:15	0	0	4	2	6			
8:30	0	0	10	2	12	20:30	0	0	2	3	5			
8:45	0	0	6	45	7	20:45	0	0	3	15	3	13	6	28
9:00	0	0	1	2	3	21:00	0	0	5	1	6			
9:15	0	0	5	4	9	21:15	0	0	7	2	9			
9:30	0	0	5	9	14	21:30	0	0	2	2	4			
9:45	0	0	6	17	5	21:45	0	0	2	16	2	7	4	23
10:00	0	0	9	6	15	22:00	0	0	1	1	2			
10:15	0	0	6	7	13	22:15	0	0	2	1	3			
10:30	0	0	5	2	7	22:30	0	0	1	1	2			
10:45	0	0	6	26	5	22:45	0	0	0	4	1	4	1	8
11:00	0	0	7	8	15	23:00	0	0	1	1	2			
11:15	0	0	9	9	18	23:15	0	0	0	0				
11:30	0	0	4	9	13	23:30	0	0	1	0	1			
11:45	0	0	10	30	9	23:45	0	0	0	2	0	1	3	
TOTALS			264	238	502	TOTALS			448	378	826			
SPLIT %			52.6%	47.4%	37.8%	SPLIT %			54.2%	45.8%	62.2%			

DAILY TOTALS					NB	SB	EB	WB	Total		
					0	0	712	616	1,328		
AM Peak Hour			7:30	7:30	7:30	PM Peak Hour			13:30	14:15	13:45
AM Pk Volume			147	129	276	PM Pk Volume			105	113	211
Pk Hr Factor			0.459	0.512	0.483	Pk Hr Factor			0.673	0.377	0.463
7 - 9 Volume	0	0	173	149	322	4 - 6 Volume	0	0	97	87	184
7 - 9 Peak Hour			7:30	7:30	7:30	4 - 6 Peak Hour			16:30	16:15	16:30
7 - 9 Pk Volume	0	0	147	129	276	4 - 6 Pk Volume	0	0	54	50	104
Pk Hr Factor	0.000	0.000	0.459	0.512	0.483	Pk Hr Factor	0.000	0.000	0.964	0.658	0.813



SPEED

W Oak St Bet. S Beachwood Dr & S Griffith Park Dr

Day: Wednesday
Date: 2/2/2022

City: Burbank
Project #: CA22_020022_020e

East Bound

Time	<15	15-19	20-24	25-29	30-34	35-39	40-44	45-49	50-54	55-59	60-64	65-69	70 +	Total
0:00 AM	0	0	0	0	0	0	0	0	0	0	0	0	0	0
0:15	0	0	0	0	0	0	0	0	0	0	0	0	0	0
0:30	0	0	0	0	0	0	0	0	0	0	0	0	0	0
0:45	0	0	0	0	0	0	0	0	0	0	0	0	0	0
1:00	0	0	0	0	0	0	0	0	0	0	0	0	0	0
1:15	0	0	0	0	0	0	0	0	0	0	0	0	0	0
1:30	0	0	0	0	0	0	0	0	0	0	0	0	0	0
1:45	0	0	0	0	0	0	0	0	0	0	0	0	0	0
2:00	0	0	0	0	0	0	0	0	0	0	0	0	0	0
2:15	0	0	1	0	0	0	0	0	0	0	0	0	0	1
2:30	0	0	0	0	0	0	0	0	0	0	0	0	0	0
2:45	0	0	0	1	0	0	0	0	0	0	0	0	0	1
3:00	0	0	0	0	0	0	0	0	0	0	0	0	0	0
3:15	0	0	0	0	0	0	0	0	0	0	0	0	0	0
3:30	0	0	0	0	0	0	0	0	0	0	0	0	0	0
3:45	0	0	0	0	0	0	0	0	0	0	0	0	0	0
4:00	0	0	0	0	0	0	0	0	0	0	0	0	0	0
4:15	1	0	0	0	0	0	0	0	0	0	0	0	0	1
4:30	0	0	0	0	0	0	0	0	0	0	0	0	0	0
4:45	0	0	0	0	0	0	0	0	0	0	0	0	0	0
5:00	0	0	0	0	0	0	0	0	0	0	0	0	0	0
5:15	0	0	0	0	0	0	0	0	0	0	0	0	0	0
5:30	0	0	0	0	0	0	0	0	0	0	0	0	0	0
5:45	0	0	1	0	0	0	0	0	0	0	0	0	0	1
6:00	0	0	0	0	0	0	0	0	0	0	0	0	0	0
6:15	0	0	1	0	0	0	0	0	0	0	0	0	0	1
6:30	0	1	1	0	1	0	0	0	0	0	0	0	0	3
6:45	0	0	7	0	0	0	0	0	0	0	0	0	0	7
7:00	1	1	5	1	0	0	0	0	0	0	0	0	0	8
7:15	3	2	3	2	0	0	0	3	0	0	0	2	3	7
7:30	12	25	5	0	0	0	0	0	0	0	0	0	0	42
7:45	12	32	19	3	0	0	0	0	0	0	0	0	0	66
8:00	0	6	12	1	0	0	0	0	0	0	0	0	0	19
8:15	1	4	4	2	1	0	0	0	0	0	0	0	0	12
8:30	1	0	6	3	0	0	0	0	0	0	0	0	0	10
8:45	0	1	3	3	0	0	0	0	0	0	0	0	0	7
9:00	1	2	6	1	0	0	0	0	0	0	0	0	0	10
9:15	1	2	3	1	0	0	0	0	0	0	0	0	0	7
9:30	0	1	6	0	0	0	0	0	0	0	0	0	1	7
9:45	0	4	5	2	0	0	0	0	0	0	0	0	0	11
10:00	0	0	2	2	0	0	0	0	0	0	0	0	0	4
10:15	0	1	2	1	0	0	0	0	0	0	0	0	0	4
10:30	0	0	4	2	0	0	0	0	0	0	0	0	0	6
10:45	0	1	2	1	0	0	0	0	0	0	0	0	0	4
11:00	3	2	2	2	0	0	0	0	0	0	0	0	0	9
11:15	0	3	5	4	0	0	0	0	0	0	0	0	0	12
11:30	1	0	7	1	0	0	0	0	0	0	0	0	0	9
11:45	1	3	3	1	0	0	0	0	0	0	0	0	0	8
12:00 PM	0	1	3	3	0	0	0	0	0	0	0	0	0	7
12:15	0	3	4	4	0	0	0	0	0	0	0	0	0	11
12:30	0	1	9	7	0	0	0	0	0	0	0	0	0	17
12:45	0	2	7	4	1	0	0	0	0	0	0	0	0	14
13:00	0	5	6	3	1	0	0	0	0	0	0	0	0	15
13:15	1	5	10	2	0	0	0	0	0	0	0	0	0	18
13:30	0	0	6	1	0	0	0	0	0	0	0	0	0	7
13:45	0	2	2	3	0	0	0	0	0	0	0	0	0	7
14:00	0	2	4	3	3	0	0	0	0	0	0	0	0	12
14:15	0	4	4	2	1	0	0	0	0	0	0	0	0	11
14:30	0	13	6	7	0	0	0	0	0	0	0	0	0	26
14:45	1	11	13	4	0	0	0	0	0	0	0	0	0	29
15:00	6	7	14	1	1	0	0	0	0	0	0	0	0	29
15:15	0	8	8	3	1	0	0	0	0	0	0	0	0	20
15:30	0	6	7	2	0	0	0	0	0	0	0	0	0	15
15:45	1	4	8	4	0	0	0	0	0	0	0	0	0	17
16:00	1	9	8	1	0	0	0	0	0	0	0	0	0	19
16:15	3	5	10	1	0	0	0	0	0	0	0	0	0	19
16:30	0	3	9	1	0	0	0	0	0	0	0	0	0	13
16:45	2	5	2	3	0	0	0	0	0	0	0	0	0	12
17:00	2	7	9	1	0	0	0	0	0	0	0	0	0	19
17:15	0	1	10	1	0	0	0	0	0	0	0	0	0	12
17:30	0	3	6	4	0	0	0	0	0	0	0	0	0	13
17:45	1	1	4	7	0	0	0	0	0	0	0	0	0	13
18:00	0	4	4	1	1	0	0	0	0	0	0	0	0	10
18:15	1	3	2	1	0	0	0	0	0	0	0	0	0	7
18:30	0	3	6	1	0	0	0	0	0	0	0	0	0	10
18:45	0	3	4	2	0	0	0	0	0	0	0	0	0	9
19:00	1	1	4	1	0	0	0	0	0	0	0	0	0	7
19:15	1	0	6	4	0	0	0	0	0	0	0	0	0	11
19:30	0	1	3	0	0	0	0	0	0	0	0	0	0	4
19:45	0	0	4	1	2	0	0	0	0	0	0	0	0	7
20:00	0	3	2	2	0	0	0	0	0	0	0	0	0	7
20:15	1	2	2	1	0	0	0	0	0	0	0	0	0	6
20:30	0	1	3	2	0	0	0	0	0	0	0	0	0	6
20:45	0	2	0	2	0	0	0	0	0	0	0	0	0	4
21:00	0	1	1	0	1	0	0	0	0	0	0	0	0	3
21:15	0	0	1	0	0	0	0	0	0	0	0	0	0	1
21:30	0	1	2	0	0	0	0	0	0	0	0	0	0	3
21:45	0	0	0	0	0	0	0	0	0	0	0	0	0	0
22:00	0	0	0	0	0	0	0	0	0	0	0	0	0	0
22:15	0	0	1	0	0	0	0	0	0	0	0	0	0	1
22:30	0	0	0	0	0	0	0	0	0	0	0	0	0	0
22:45	0	0	0	0	0	0	0	0	0	0	0	0	0	0
23:00	0	0	1	0	0	0	0	0	0	0	0	0	0	1
23:15	0	1	0	0	0	0	0	0	0	0	0	0	0	1
23:30	0	0	1	0	0	0	0	0	0	0	0	0	0	1
23:45	0	0	0	0	0	0	0	0	0	0	0	0	0	0
Off Peak	16	22	111	122	14									172
% of Totals	9%	13%	64%	70%	8%									100%

AM Volumes	37	52	115	32	2	0	0	0	0	0	0	0	0	278
% AMH	3%	12%	15%	4%	0%									37%
AM Peak Hour Volume	7:30	7:30	7:45	11:45	5:45									7:30
	27	67	41	15	1									139
PM Volumes	42	184	248	50	12	0	0	0	0	0	0	0	0	476
% PM	3%	18%	25%	12%	2%									63%
PM Peak Hour Volume	14:15	14:30	14:45	12:00	13:30									14:30
	1	35	42	18	4									104

Directional Peak Periods		AM 7-9		NOON 12-2		PM 4-6		Off Peak Volumes	
All Classes	Volume	%	Volume	%	Volume	%	Volume	%	
	171	23%	96	13%	120	16%	365	49%	

Street Name	Direction	Percentiles					ADT
		15th	50th	Average	85th	95th	
W Oak St	East Bound	16	21	21	26	29	752
W Oak St	West Bound	16	21	21	26	29	643

SPEED

W Oak St Bet. S Beachwood Dr & S Griffith Park Dr

Day: Wednesday
Date: 2/2/2022

City: Burbank
Project #: CA22_020022_020

Summary

Time	<15	15-19	20-24	25-29	30-34	35-39	40-44	45-49	50-54	55-59	60-64	65-69	70+	Total
0:00 AM	0	0	1	0	0	0	0	0	0	0	0	0	0	1
0:15	0	0	2	0	0	0	0	0	0	0	0	0	0	2
0:30	0	0	1	0	0	0	0	0	0	0	0	0	0	1
0:45	0	0	0	0	0	0	0	0	0	0	0	0	0	0
1:00	0	0	0	0	0	0	0	0	0	0	0	0	0	0
1:15	0	0	0	0	0	0	0	0	0	0	0	0	0	0
1:30	0	0	0	0	0	0	0	0	0	0	0	0	0	0
1:45	0	0	0	0	0	0	0	0	0	0	0	0	0	0
2:00	0	0	0	0	0	0	0	0	0	0	0	0	0	0
2:15	0	0	1	0	0	0	0	0	0	0	0	0	0	1
2:30	0	0	0	0	0	0	0	0	0	0	0	0	0	0
2:45	0	0	0	1	0	0	0	0	0	0	0	0	0	1
3:00	0	0	0	0	0	0	0	0	0	0	0	0	0	0
3:15	0	0	0	0	0	0	0	0	0	0	0	0	0	0
3:30	0	0	0	0	0	0	0	0	0	0	0	0	0	0
3:45	0	0	1	0	0	0	0	0	0	0	0	0	0	1
4:00	0	0	0	0	0	0	0	0	0	0	0	0	0	0
4:15	1	0	0	0	1	0	0	0	0	0	0	0	0	2
4:30	0	0	0	0	0	0	0	0	0	0	0	0	0	0
4:45	0	0	0	0	0	0	0	0	0	0	0	0	0	0
5:00	0	0	0	0	0	0	0	0	0	0	0	0	0	0
5:15	0	0	0	1	0	0	0	0	0	0	0	0	0	1
5:30	0	0	0	0	0	0	0	0	0	0	0	0	0	0
5:45	0	0	1	0	0	0	0	0	0	0	0	0	0	1
6:00	0	0	0	2	0	0	0	0	0	0	0	0	0	2
6:15	0	1	2	1	0	0	0	0	0	0	0	0	0	4
6:30	0	1	2	0	1	0	0	0	0	0	0	0	0	4
6:45	1	3	8	3	0	0	0	0	0	0	0	0	0	15
7:00	3	4	10	2	0	0	0	0	0	0	0	0	0	19
7:15	2	5	3	0	0	0	0	0	5	0	0	2	5	10
7:30	15	42	22	1	0	0	0	0	0	0	0	0	0	80
7:45	16	57	53	7	0	0	1	0	0	0	0	0	0	134
8:00	1	12	17	5	0	0	0	0	0	0	0	0	0	35
8:15	1	6	8	5	1	0	0	0	0	0	0	0	0	21
8:30	1	0	9	6	0	0	0	0	0	0	0	0	0	16
8:45	2	1	5	5	0	0	0	0	0	0	0	0	0	13
9:00	1	3	8	3	0	0	0	0	0	0	0	0	0	15
9:15	1	2	9	1	0	0	0	0	0	0	0	0	0	13
9:30	1	2	9	2	0	0	0	0	0	0	0	0	0	14
9:45	0	4	9	3	0	0	0	0	0	0	0	0	0	16
10:00	0	0	6	3	0	0	0	0	0	0	0	0	0	9
10:15	0	2	3	3	1	0	0	0	0	0	0	0	0	9
10:30	1	3	5	3	0	0	0	0	0	0	0	0	0	12
10:45	0	5	3	2	0	0	0	0	0	0	0	0	0	10
11:00	4	2	6	6	1	0	0	0	0	0	0	0	0	19
11:15	0	5	5	7	0	0	0	0	0	0	0	0	0	17
11:30	1	2	10	1	1	0	0	0	0	0	0	0	0	15
11:45	3	4	8	5	2	0	0	0	0	0	0	0	0	22
12:00 PM	0	3	9	7	0	0	0	0	0	0	0	0	0	19
12:15	1	4	6	5	0	0	0	0	0	0	0	0	0	16
12:30	0	1	13	10	1	0	0	0	0	0	0	0	0	25
12:45	1	2	10	4	1	0	0	0	0	0	0	0	0	18
13:00	0	7	8	7	1	0	0	0	0	0	0	0	0	23
13:15	1	7	17	2	0	0	0	0	0	0	0	0	0	27
13:30	2	2	12	1	0	0	0	0	0	0	0	0	0	17
13:45	0	2	7	5	0	0	0	0	0	0	0	0	0	14
14:00	1	6	7	3	3	0	0	0	0	0	0	0	0	20
14:15	0	5	6	3	1	1	0	0	0	0	0	0	0	16
14:30	0	16	11	7	0	0	0	0	0	0	0	0	0	34
14:45	2	16	18	4	1	0	0	0	0	0	0	0	0	41
15:00	30	40	17	3	1	0	0	0	0	0	0	0	0	91
15:15	1	17	13	7	1	0	0	0	0	0	0	0	0	39
15:30	0	8	11	5	0	0	0	0	0	0	0	0	0	24
15:45	1	8	12	5	0	0	0	0	0	0	0	0	0	26
16:00	2	14	28	2	1	0	0	0	0	0	0	0	0	47
16:15	6	6	16	2	0	0	0	0	0	0	0	0	0	30
16:30	3	7	17	5	0	0	0	0	0	0	0	0	0	32
16:45	3	9	4	8	0	0	0	0	0	0	0	0	0	24
17:00	4	10	13	3	0	0	0	0	0	0	0	0	0	30
17:15	3	1	14	2	0	0	0	0	0	0	0	0	0	20
17:30	0	5	10	6	0	0	0	0	0	0	0	0	0	21
17:45	2	5	10	10	0	0	0	0	0	0	0	0	0	27
18:00	0	6	8	1	1	0	0	0	0	0	0	0	0	16
18:15	1	3	7	4	1	0	0	0	0	0	0	0	0	16
18:30	0	4	9	1	0	0	0	0	0	0	0	0	0	14
18:45	0	7	7	5	0	0	0	0	0	0	0	0	0	19
19:00	2	2	5	1	0	0	0	0	0	0	0	0	0	10
19:15	1	1	9	4	0	0	0	0	0	0	0	0	0	15
19:30	2	2	9	3	0	0	0	0	0	0	0	0	0	16
19:45	0	1	5	1	2	0	0	0	0	0	0	0	0	9
20:00	0	4	6	4	0	0	0	0	0	0	0	0	0	14
20:15	1	3	5	1	1	0	0	0	0	0	0	0	0	11
20:30	0	3	5	3	0	0	0	0	0	0	0	0	0	11
20:45	0	2	2	2	0	0	0	0	0	0	0	0	0	6
21:00	1	1	3	0	1	0	0	0	0	0	0	0	0	6
21:15	0	0	1	1	0	0	0	0	0	0	0	0	0	2
21:30	0	1	2	0	1	0	0	0	0	0	0	0	0	4
21:45	0	0	0	0	0	0	0	0	0	0	0	0	0	0
22:00	1	0	0	0	0	0	0	0	0	0	0	0	0	1
22:15	0	0	0	0	0	0	0	0	0	0	0	0	0	1
22:30	0	0	0	0	0	0	0	0	0	0	0	0	0	0
22:45	0	0	0	0	0	0	0	0	0	0	0	0	0	0
23:00	0	0	3	0	0	0	0	0	0	0	0	0	0	3
23:15	0	0	1	0	0	0	0	0	0	0	0	0	0	2
23:30	0	0	1	0	0	0	0	0	0	0	0	0	0	1
23:45	0	0	2	0	0	0	0	0	0	0	0	0	0	2

Totals		127	428	607	275	26	1	1							1308
% of Totals		9%	29%	44%	16%	2%	0%	0%							100%
AM Volumes		55	166	227	79	8	0	1	0	0	0	0	0	0	533
% AM		4%	12%	16%	6%	3%	0	0%							38%
AM Peak Hour		7:30	7:30	7:30	11:45	11:00		7:30							7:30
Volume		36	117	100	27	4		1							270
PM Volumes		72	242	380	197	18	1	0	0	0	0	0	0	0	890
% PM		5%	17%	27%	13%	1%	0%	0%							62%
PM Peak Hour		16:30	16:30	15:45	12:00	14:00	13:30								16:30
Volume		31	85	73	26	5	1								205
Directional Peak Periods				AM 7-9		NOON 12-2		PM 4-6						Off Peak Volumes	
All Classes		Volume	328	24%	Volume	159	11%	Volume	231	17%	Volume	677	49%		
Street Name		Direction	Percentiles		Percentiles		Percentiles		Percentiles		Percentiles		ADT		
W Oak St		Summary	15h	50h	Average	85h	95h							1395	

SPEED

W Oak St Bet. S Beachwood Dr & S Griffith Park Dr

Day: Wednesday

Date: 2/2/2022

City: Burbank

Project #: CA22_020022_020e

East Bound

Time	< 15	15 - 19	20 - 24	25 - 29	30 - 34	35 - 39	40 - 44	45 - 49	50 - 54	55 - 59	60 - 64	65 - 69	70 +	Total
0:00 AM	0	0	1	0	0	0	0	0	0	0	0	0	0	1
1:00	0	0	0	0	0	0	0	0	0	0	0	0	0	0
2:00	0	0	1	1	0	0	0	0	0	0	0	0	0	2
3:00	0	0	0	0	0	0	0	0	0	0	0	0	0	0
4:00	1	0	0	0	0	0	0	0	0	0	0	0	0	1
5:00	0	0	1	0	0	0	0	0	0	0	0	0	0	1
6:00	0	1	9	0	1	0	0	0	0	0	0	0	0	11
7:00	27	61	31	4	0	0	0	0	0	0	0	0	0	123
8:00	2	11	25	9	1	0	0	0	0	0	0	0	0	48
9:00	2	9	20	4	0	0	0	0	0	0	0	0	0	35
10:00	0	2	10	6	0	0	0	0	0	0	0	0	0	18
11:00	5	8	17	8	0	0	0	0	0	0	0	0	0	38
12:00 PM	0	7	23	18	1	0	0	0	0	0	0	0	0	49
13:00	1	12	24	9	1	0	0	0	0	0	0	0	0	47
14:00	1	30	27	16	4	0	0	0	0	0	0	0	0	78
15:00	7	25	37	10	2	0	0	0	0	0	0	0	0	81
16:00	6	22	29	6	0	0	0	0	0	0	0	0	0	63
17:00	3	12	29	13	0	0	0	0	0	0	0	0	0	57
18:00	1	13	16	5	1	0	0	0	0	0	0	0	0	36
19:00	2	2	17	6	2	0	0	0	0	0	0	0	0	29
20:00	1	8	7	7	0	0	0	0	0	0	0	0	0	23
21:00	0	2	4	0	1	0	0	0	0	0	0	0	0	7
22:00	0	0	1	0	0	0	0	0	0	0	0	0	0	1
23:00	0	1	2	0	0	0	0	0	0	0	0	0	0	3
Totals	59	226	331	122	14									752
% of Totals	8%	30%	44%	16%	2%									100%

AM Volumes	37	92	115	32	2	0	0	0	0	0	0	0	0	278	
% AM	5%	12%	15%	4%	0%									37%	
AM Peak Hour	7:00	7:00	7:00	8:00	6:00									7:00	
Volume	27	61	31	9	1									123	
PM Volumes	22	134	216	90	12	0	0	0	0	0	0	0	0	474	
% PM	3%	18%	29%	12%	2%									63%	
PM Peak Hour	15:00	14:00	15:00	12:00	14:00									15:00	
Volume	7	30	37	18	4									81	
Directional Peak Periods		AM 7-9				NOON 12-2				PM 4-6				Off Peak Volumes	
All Speeds		Volume	%		Volume	%		Volume	%		Volume	%			
		171	↔	23%	96	↔	13%	120	↔	16%	365	↔	49%		

Street Name	Direction	Percentiles					
		15th	50th	Average	85th	95th	ADT
W Oak St	East Bound	16	21	21	26	29	752
W Oak St	West Bound	16	21	21	26	29	643

SPEED

W Oak St Bet. S Beachwood Dr & S Griffith Park Dr

Day: Wednesday

Date: 2/2/2022

City: Burbank

Project #: CA22_020022_020w

West Bound

Time	< 15	15 - 19	20 - 24	25 - 29	30 - 34	35 - 39	40 - 44	45 - 49	50 - 54	55 - 59	60 - 64	65 - 69	70 +	Total
0:00 AM	0	0	3	0	0	0	0	0	0	0	0	0	0	3
1:00	0	0	0	0	0	0	0	0	0	0	0	0	0	0
2:00	0	0	0	0	0	0	0	0	0	0	0	0	0	0
3:00	0	0	1	0	0	0	0	0	0	0	0	0	0	1
4:00	0	0	0	0	1	0	0	0	0	0	0	0	0	1
5:00	0	0	0	1	0	0	0	0	0	0	0	0	0	1
6:00	1	4	3	6	0	0	0	0	0	0	0	0	0	14
7:00	9	47	57	6	0	0	1	0	0	0	0	0	0	120
8:00	3	8	14	12	0	0	0	0	0	0	0	0	0	37
9:00	1	2	15	5	0	0	0	0	0	0	0	0	0	23
10:00	1	8	7	5	1	0	0	0	0	0	0	0	0	22
11:00	3	5	12	11	4	0	0	0	0	0	0	0	0	35
12:00 PM	2	3	15	8	1	0	0	0	0	0	0	0	0	29
13:00	2	6	20	6	0	0	0	0	0	0	0	0	0	34
14:00	2	13	15	1	1	1	0	0	0	0	0	0	0	33
15:00	25	48	16	10	0	0	0	0	0	0	0	0	0	99
16:00	8	14	36	11	1	0	0	0	0	0	0	0	0	70
17:00	6	9	18	8	0	0	0	0	0	0	0	0	0	41
18:00	0	7	15	6	1	0	0	0	0	0	0	0	0	29
19:00	3	4	11	3	0	0	0	0	0	0	0	0	0	21
20:00	0	4	11	3	1	0	0	0	0	0	0	0	0	19
21:00	1	0	2	1	1	0	0	0	0	0	0	0	0	5
22:00	1	0	0	0	0	0	0	0	0	0	0	0	0	1
23:00	0	0	5	0	0	0	0	0	0	0	0	0	0	5
Totals	68	182	276	103	12	1	1							643
% of Totals	11%	28%	43%	16%	2%	0%	0%							100%

AM Volumes	18	74	112	46	6	0	1	0	0	0	0	0	0	257		
% AM	3%	12%	17%	7%	1%		0%							40%		
AM Peak Hour	7:00	7:00	7:00	8:00	11:00		7:00							7:00		
Volume	9	47	57	12	4		1							120		
PM Volumes	50	108	164	57	6	1	0	0	0	0	0	0	0	386		
% PM	8%	17%	26%	9%	1%	0%								60%		
PM Peak Hour	15:00	15:00	16:00	16:00	12:00	14:00								15:00		
Volume	25	48	36	11	1	1								99		
Directional Peak Periods		AM 7-9				NOON 12-2				PM 4-6				Off Peak Volumes		
All Speeds		Volume	↔		%	Volume	↔		%	Volume	↔		%	Volume	↔	
		157			24%	63			10%	111			17%	312		

Street Name	Direction	Percentiles					
		15th	50th	Average	85th	95th	ADT
W Oak St	East Bound	16	21	21	26	29	752
W Oak St	West Bound	16	21	21	26	29	643

SPEED

W Oak St Bet. S Beachwood Dr & S Griffith Park Dr

Day: Wednesday

Date: 2/2/2022

City: Burbank

Project #: CA22_020022_020

Summary

Time	< 15	15 - 19	20 - 24	25 - 29	30 - 34	35 - 39	40 - 44	45 - 49	50 - 54	55 - 59	60 - 64	65 - 69	70 +	Total
0:00 AM	0	0	4	0	0	0	0	0	0	0	0	0	0	4
1:00	0	0	0	0	0	0	0	0	0	0	0	0	0	0
2:00	0	0	1	1	0	0	0	0	0	0	0	0	0	2
3:00	0	0	1	0	0	0	0	0	0	0	0	0	0	1
4:00	1	0	0	0	1	0	0	0	0	0	0	0	0	2
5:00	0	0	1	1	0	0	0	0	0	0	0	0	0	2
6:00	1	5	12	6	1	0	0	0	0	0	0	0	0	25
7:00	36	108	88	10	0	0	1	0	0	0	0	0	0	243
8:00	5	19	39	21	1	0	0	0	0	0	0	0	0	85
9:00	3	11	35	9	0	0	0	0	0	0	0	0	0	58
10:00	1	10	17	11	1	0	0	0	0	0	0	0	0	40
11:00	8	13	29	19	4	0	0	0	0	0	0	0	0	73
12:00 PM	2	10	38	26	2	0	0	0	0	0	0	0	0	78
13:00	3	18	44	15	1	0	0	0	0	0	0	0	0	81
14:00	3	43	42	17	5	1	0	0	0	0	0	0	0	111
15:00	32	73	53	20	2	0	0	0	0	0	0	0	0	180
16:00	14	36	65	17	1	0	0	0	0	0	0	0	0	133
17:00	9	21	47	21	0	0	0	0	0	0	0	0	0	98
18:00	1	20	31	11	2	0	0	0	0	0	0	0	0	65
19:00	5	6	28	9	2	0	0	0	0	0	0	0	0	50
20:00	1	12	18	10	1	0	0	0	0	0	0	0	0	42
21:00	1	2	6	1	2	0	0	0	0	0	0	0	0	12
22:00	1	0	1	0	0	0	0	0	0	0	0	0	0	2
23:00	0	1	7	0	0	0	0	0	0	0	0	0	0	8
Totals	127	408	607	225	26	1	1							1395
% of Totals	9%	29%	44%	16%	2%	0%	0%							100%

AM Volumes	55	166	227	78	8	0	1	0	0	0	0	0	0	535		
% AM	4%	12%	16%	6%	1%		0%							38%		
AM Peak Hour	7:00	7:00	7:00	8:00	11:00		7:00							7:00		
Volume	36	108	88	21	4		1							243		
PM Volumes	72	242	380	147	18	1	0	0	0	0	0	0	0	860		
% PM	5%	17%	27%	11%	1%	0%								62%		
PM Peak Hour	15:00	15:00	16:00	12:00	14:00	14:00								15:00		
Volume	32	73	65	26	5	1								180		
Directional Peak Periods		AM 7-9				NOON 12-2				PM 4-6				Off Peak Volumes		
All Speeds		Volume	↔		%	Volume	↔		%	Volume	↔		%	Volume	↔	
		328			24%	159			11%	231			17%	677		

Street Name	Direction	Percentiles					
		15th	50th	Average	85th	95th	ADT
W Oak St	Summary	16	21	21	26	29	1395

VOLUME

W Oak St Bet. S Beachwood Dr & S Griffith Park Dr

Day: Wednesday
 Date: 2/2/2022

City: Burbank
 Project #: CA22_020022_020

DAILY TOTALS					NB	SB	EB	WB	Total		
					0	0	752	643	1,395		
AM Period	NB	SB	EB	WB	TOTAL	PM Period	NB	SB	EB	WB	TOTAL
0:00	0	0	0	1	1	12:00	0	0	7	12	19
0:15	0	0	1	1	2	12:15	0	0	11	5	16
0:30	0	0	0	1	1	12:30	0	0	17	8	25
0:45	0	0	0	1	1	12:45	0	0	14	4	18
			1	3	4				49	29	78
1:00	0	0	0	0		13:00	0	0	15	8	23
1:15	0	0	0	0		13:15	0	0	18	9	27
1:30	0	0	0	0		13:30	0	0	7	10	17
1:45	0	0	0	0		13:45	0	0	7	47	54
									7	34	41
2:00	0	0	0	0		14:00	0	0	12	8	20
2:15	0	0	1	0	1	14:15	0	0	11	5	16
2:30	0	0	0	0		14:30	0	0	26	8	34
2:45	0	0	1	2	1	14:45	0	0	29	78	107
			2	0	2				12	33	45
3:00	0	0	0	0		15:00	0	0	29	62	91
3:15	0	0	0	0		15:15	0	0	20	19	39
3:30	0	0	0	0		15:30	0	0	15	9	24
3:45	0	0	0	1	1	15:45	0	0	17	81	98
				1	1				17	9	26
4:00	0	0	0	0		16:00	0	0	19	28	47
4:15	0	0	1	1	2	16:15	0	0	19	11	30
4:30	0	0	0	0		16:30	0	0	13	19	32
4:45	0	0	0	1	1	16:45	0	0	12	63	75
			1	0	2				12	70	82
5:00	0	0	0	0		17:00	0	0	19	11	30
5:15	0	0	0	1	1	17:15	0	0	12	8	20
5:30	0	0	0	0		17:30	0	0	13	8	21
5:45	0	0	1	1	1	17:45	0	0	13	57	70
			1	0	2				13	41	54
6:00	0	0	0	2	2	18:00	0	0	10	6	16
6:15	0	0	1	3	4	18:15	0	0	7	9	16
6:30	0	0	3	1	4	18:30	0	0	10	4	14
6:45	0	0	7	11	15	18:45	0	0	9	36	45
			11	14	25				9	10	19
7:00	0	0	8	11	19	19:00	0	0	7	3	10
7:15	0	0	7	3	10	19:15	0	0	11	4	15
7:30	0	0	42	38	80	19:30	0	0	4	12	16
7:45	0	0	66	123	134	19:45	0	0	7	29	36
			68	120	243				7	2	9
8:00	0	0	19	16	35	20:00	0	0	7	7	14
8:15	0	0	12	9	21	20:15	0	0	6	5	11
8:30	0	0	10	6	16	20:30	0	0	6	5	11
8:45	0	0	7	48	13	20:45	0	0	4	23	27
			6	37	85				4	19	23
9:00	0	0	10	5	15	21:00	0	0	3	3	6
9:15	0	0	7	6	13	21:15	0	0	1	1	2
9:30	0	0	7	7	14	21:30	0	0	3	1	4
9:45	0	0	11	35	16	21:45	0	0	0	7	7
			5	23	58				0	5	12
10:00	0	0	4	5	9	22:00	0	0	0	1	1
10:15	0	0	4	5	9	22:15	0	0	1	0	1
10:30	0	0	6	6	12	22:30	0	0	0	0	0
10:45	0	0	4	18	10	22:45	0	0	0	1	1
			6	22	40				0	1	1
11:00	0	0	9	10	19	23:00	0	0	1	2	3
11:15	0	0	12	5	17	23:15	0	0	1	1	2
11:30	0	0	9	6	15	23:30	0	0	1	0	1
11:45	0	0	8	38	22	23:45	0	0	0	3	3
			14	35	73				0	2	2
TOTALS			278	257	535	TOTALS			474	386	860
SPLIT %			52.0%	48.0%	38.4%	SPLIT %			55.1%	44.9%	61.6%

DAILY TOTALS					NB	SB	EB	WB	Total		
					0	0	752	643	1,395		
AM Peak Hour			7:30	7:30	7:30	PM Peak Hour			14:30	14:45	14:30
AM Pk Volume			139	131	270	PM Pk Volume			104	102	205
Pk Hr Factor			0.527	0.482	0.504	Pk Hr Factor			0.897	0.411	0.563
7 - 9 Volume	0	0	171	157	328	4 - 6 Volume	0	0	120	111	231
7 - 9 Peak Hour			7:30	7:30	7:30	4 - 6 Peak Hour			16:00	16:00	16:00
7 - 9 Pk Volume	0	0	139	131	270	4 - 6 Pk Volume	0	0	63	70	133
Pk Hr Factor	0.000	0.000	0.527	0.482	0.504	Pk Hr Factor	0.000	0.000	0.829	0.625	0.707



SPEED

W Oak St Bet. S Beachwood Dr & S Griffith Park Dr

Day: Thursday
Date: 2/3/2022

City: Burbank
Project #: CA22_020022_020

Summary

Time	<15	15-19	20-24	25-29	30-34	35-39	40-44	45-49	50-54	55-59	60-64	65-69	70+	Total
0:00 AM	0	0	0	0	0	0	0	0	0	0	0	0	0	0
0:15	0	0	0	0	0	0	0	0	0	0	0	0	0	0
0:30	0	0	0	0	0	0	0	0	0	0	0	0	0	0
0:45	0	0	1	0	0	0	0	0	0	0	0	0	0	1
1:00	0	0	0	0	0	0	0	0	0	0	0	0	0	0
1:15	0	0	0	0	0	0	0	0	0	0	0	0	0	0
1:30	0	0	0	0	0	0	0	0	0	0	0	0	0	0
1:45	0	0	0	1	0	0	0	0	0	0	0	0	0	1
2:00	0	0	0	0	0	0	0	0	0	0	0	0	0	0
2:15	0	0	0	0	0	0	0	0	0	0	0	0	0	0
2:30	0	0	1	0	0	0	0	0	0	0	0	0	0	1
2:45	0	0	0	0	0	0	0	0	0	0	0	0	0	0
3:00	0	0	0	0	0	0	0	0	0	0	0	0	0	0
3:15	0	0	0	0	0	0	0	0	0	0	0	0	0	0
3:30	0	0	0	0	0	0	0	0	0	0	0	0	0	0
3:45	0	0	0	0	0	0	0	0	0	0	0	0	0	0
4:00	0	0	0	0	0	0	0	0	0	0	0	0	0	0
4:15	0	0	1	0	0	0	0	0	0	0	0	0	0	1
4:30	0	0	0	0	0	0	0	0	0	0	0	0	0	0
4:45	0	0	0	0	0	0	0	0	0	0	0	0	0	0
5:00	0	0	0	0	0	0	0	0	0	0	0	0	0	0
5:15	0	0	2	0	0	0	0	0	0	0	0	0	0	2
5:30	0	1	0	0	0	0	0	0	0	0	0	0	0	1
5:45	0	0	0	0	0	0	0	0	0	0	0	0	0	0
6:00	0	0	0	1	0	0	0	0	0	0	0	0	0	1
6:15	0	0	2	1	0	0	0	0	0	0	0	0	0	3
6:30	1	4	2	0	0	0	0	0	0	0	0	0	0	7
6:45	0	1	5	6	1	0	0	0	0	0	0	0	0	13
7:00	2	1	4	3	0	0	0	0	0	0	0	0	0	10
7:15	1	6	7	0	0	0	0	0	0	0	0	0	0	14
7:30	12	33	26	4	0	0	0	0	0	0	0	0	0	75
7:45	26	83	35	1	0	2	0	0	0	0	0	0	0	147
8:00	6	10	22	4	0	0	0	0	0	0	0	0	0	42
8:15	3	7	12	5	1	0	0	0	0	0	0	0	0	28
8:30	1	2	10	6	1	0	0	0	0	0	0	0	0	20
8:45	0	5	5	1	1	1	0	0	0	0	0	0	0	13
9:00	0	4	4	3	1	0	0	0	0	0	0	0	0	12
9:15	1	3	6	1	0	0	0	0	0	0	0	0	0	11
9:30	0	2	7	2	0	0	0	0	0	0	0	0	0	11
9:45	0	6	11	3	0	0	0	0	0	0	0	0	0	20
10:00	0	2	11	6	0	0	0	0	0	0	0	0	0	19
10:15	3	2	5	6	1	0	0	0	0	0	0	0	0	17
10:30	2	3	4	4	0	0	0	0	0	0	0	0	0	14
10:45	0	1	9	5	2	0	0	0	0	0	0	0	0	17
11:00	0	4	9	4	0	0	0	0	0	0	0	0	0	17
11:15	1	1	12	4	0	0	0	0	0	0	0	0	0	18
11:30	0	4	8	6	0	0	0	0	0	0	0	0	0	18
11:45	1	4	11	6	0	0	0	0	0	0	0	0	0	22
12:00 PM	0	5	10	8	0	0	0	0	0	0	0	0	0	23
12:15	2	3	6	3	1	0	0	0	0	0	0	0	0	15
12:30	3	2	8	12	0	0	0	0	0	0	0	0	0	25
12:45	2	2	8	6	0	0	0	0	0	0	0	0	0	18
13:00	6	4	7	4	1	0	0	0	0	0	0	0	0	22
13:15	0	3	15	2	0	0	0	0	0	0	0	0	0	20
13:30	0	4	5	6	1	0	0	0	0	0	0	0	0	16
13:45	2	4	13	4	1	0	0	0	0	0	0	0	0	24
14:00	0	5	7	3	0	0	0	0	0	0	0	0	0	15
14:15	1	2	8	7	1	0	0	0	0	0	0	0	0	19
14:30	2	12	10	8	2	0	0	0	0	0	0	0	0	34
14:45	5	13	21	6	0	0	0	0	0	0	0	0	0	45
15:00	40	51	15	0	0	0	0	0	0	0	0	0	0	106
15:15	12	14	11	5	0	0	0	0	0	0	0	0	0	42
15:30	2	6	6	4	0	0	0	0	0	0	0	0	0	18
15:45	2	10	13	3	0	0	0	0	0	0	0	0	0	28
16:00	1	11	15	2	0	0	0	0	0	0	0	0	0	29
16:15	2	6	16	3	0	0	0	0	0	0	0	0	0	27
16:30	1	8	10	4	0	0	0	0	0	0	0	0	0	23
16:45	1	8	15	4	0	0	0	0	0	0	0	0	0	28
17:00	2	16	18	4	0	0	0	0	0	0	0	0	0	40
17:15	1	10	16	2	1	0	0	0	0	0	0	0	0	30
17:30	2	10	10	1	0	0	0	0	0	0	0	0	0	23
17:45	0	4	10	2	1	0	0	0	0	0	0	0	0	17
18:00	0	2	4	1	1	0	0	0	0	0	0	0	0	8
18:15	0	4	7	3	2	0	0	0	0	0	0	0	0	16
18:30	0	1	9	1	0	0	0	0	0	0	0	0	0	11
18:45	0	2	5	5	0	0	0	0	0	0	0	0	0	12
19:00	1	2	7	5	1	0	0	0	0	0	0	0	0	16
19:15	1	1	3	2	0	0	0	0	0	0	0	0	0	7
19:30	0	4	6	2	0	0	0	0	0	0	0	0	0	12
19:45	2	2	9	1	0	0	0	0	0	0	0	0	0	14
20:00	1	2	1	2	1	0	0	0	0	0	0	0	0	7
20:15	0	0	5	3	0	0	0	0	0	0	0	0	0	8
20:30	0	3	0	0	0	0	0	0	0	0	0	0	0	3
20:45	0	3	2	2	0	0	0	0	0	0	0	0	0	7
21:00	0	2	4	1	0	0	0	0	0	0	0	0	0	7
21:15	0	1	2	0	0	0	0	0	0	0	0	0	0	3
21:30	0	0	3	0	1	0	0	0	0	0	0	0	0	4
21:45	0	0	6	1	0	0	0	0	0	0	0	0	0	7
22:00	0	0	1	0	1	0	0	0	0	0	0	0	0	2
22:15	0	1	1	0	0	0	0	0	0	0	0	0	0	2
22:30	0	0	2	0	0	0	0	0	0	0	0	0	0	2
22:45	0	0	1	0	0	0	0	0	0	0	0	0	0	1
23:00	0	0	0	0	1	0	0	0	0	0	0	0	0	2
23:15	0	0	1	0	0	0	0	0	0	0	0	0	0	2
23:30	0	0	0	0	0	0	0	0	0	0	0	0	0	0
23:45	0	1	0	0	0	0	0	0	0	0	0	0	0	1
% of Totals	11%	41%	51%	21%	2%	0%	0%	0%	0%	0%	0%	0%	0%	141%

AM Volumes	60	189	232	84	9	3	0	0	0	0	0	0	0	577
% AMH	4%	13%	16%	6%	1%	0%	0%	0%	0%	0%	0%	0%	0%	41%
AM Peak Hour Volume	7:30	7:30	7:30	11:45	8:15	7:00								7:30
	47	133	95	29	4	2								292
PM Volumes	95	244	252	152	17	1	0	0	0	0	0	0	0	861
% PM	7%	17%	25%	9%	1%	0%								59%
PM Peak Hour Volume	14:30	14:30	16:15	12:00	13:45	22:30								14:30
	59	95	59	29	4	1								227

Directional Peak Periods		AM 7-9		NOON 12-2		PM 4-6		Off Peak Volumes	
All Classes	Volume	%	Volume	%	Volume	%	Volume	%	Volume
	349	25%	163	11%	217	15%	689	49%	

Street Name	Direction	15th	50th	Average	85th	95th	ADT
W Oak St	Summary	16	21	21	26	29	1418

SPEED

W Oak St Bet. S Beachwood Dr & S Griffith Park Dr

Day: Thursday

Date: 2/3/2022

City: Burbank

Project #: CA22_020022_020e

East Bound

Time	< 15	15 - 19	20 - 24	25 - 29	30 - 34	35 - 39	40 - 44	45 - 49	50 - 54	55 - 59	60 - 64	65 - 69	70 +	Total
0:00 AM	0	0	1	0	0	0	0	0	0	0	0	0	0	1
1:00	0	0	0	0	0	0	0	0	0	0	0	0	0	0
2:00	0	0	1	1	0	0	0	0	0	0	0	0	0	2
3:00	0	0	0	0	0	0	0	0	0	0	0	0	0	0
4:00	0	0	1	0	0	0	0	0	0	0	0	0	0	1
5:00	0	0	0	0	0	0	0	0	0	0	0	0	0	0
6:00	0	4	5	3	1	0	0	0	0	0	0	0	0	13
7:00	32	64	25	4	0	0	0	0	0	0	0	0	0	125
8:00	5	12	25	8	0	1	0	0	0	0	0	0	0	51
9:00	1	8	14	4	0	0	0	0	0	0	0	0	0	27
10:00	2	4	15	8	1	0	0	0	0	0	0	0	0	30
11:00	1	7	24	11	0	0	0	0	0	0	0	0	0	43
12:00 PM	3	6	21	18	0	0	0	0	0	0	0	0	0	48
13:00	4	8	26	9	2	0	0	0	0	0	0	0	0	49
14:00	5	22	38	21	3	0	0	0	0	0	0	0	0	89
15:00	20	26	24	8	0	0	0	0	0	0	0	0	0	78
16:00	3	12	30	7	0	0	0	0	0	0	0	0	0	52
17:00	2	17	23	6	0	0	0	0	0	0	0	0	0	48
18:00	0	7	15	6	2	0	0	0	0	0	0	0	0	30
19:00	3	5	18	6	0	0	0	0	0	0	0	0	0	32
20:00	1	2	5	6	0	0	0	0	0	0	0	0	0	14
21:00	0	1	7	0	0	0	0	0	0	0	0	0	0	8
22:00	0	1	3	0	0	0	0	0	0	0	0	0	0	4
23:00	1	0	1	0	1	0	0	0	0	0	0	0	0	3
Totals	83	206	322	126	10	1								748
% of Totals	11%	28%	43%	17%	1%	0%								100%

AM Volumes	41	99	111	39	2	1	0	0	0	0	0	0	0	293		
% AM	5%	13%	15%	5%	0%	0%								39%		
AM Peak Hour	7:00	7:00	7:00	11:00	6:00	8:00								7:00		
Volume	32	64	25	11	1	1								125		
PM Volumes	42	107	211	87	8	0	0	0	0	0	0	0	0	455		
% PM	6%	14%	28%	12%	1%									61%		
PM Peak Hour	15:00	15:00	14:00	14:00	14:00									14:00		
Volume	20	26	38	21	3									89		
Directional Peak Periods		AM 7-9				NOON 12-2				PM 4-6				Off Peak Volumes		
All Speeds		Volume			%	Volume			%	Volume			%	Volume		
		176	↔		24%	97	↔		13%	100	↔		13%	375	↔ 50%	

Street Name	Direction	Percentiles					
		15th	50th	Average	85th	95th	ADT
W Oak St	East Bound	16	21	21	26	29	748
W Oak St	West Bound	16	21	20	25	29	670

SPEED

W Oak St Bet. S Beachwood Dr & S Griffith Park Dr

Day: Thursday

Date: 2/3/2022

City: Burbank

Project #: CA22_020022_020w

West Bound

Time	< 15	15 - 19	20 - 24	25 - 29	30 - 34	35 - 39	40 - 44	45 - 49	50 - 54	55 - 59	60 - 64	65 - 69	70 +	Total
0:00 AM	0	0	0	0	0	0	0	0	0	0	0	0	0	0
1:00	0	0	0	1	0	0	0	0	0	0	0	0	0	1
2:00	0	0	0	0	0	0	0	0	0	0	0	0	0	0
3:00	0	0	0	0	0	0	0	0	0	0	0	0	0	0
4:00	0	0	0	0	0	0	0	0	0	0	0	0	0	0
5:00	0	1	2	0	0	0	0	0	0	0	0	0	0	3
6:00	1	1	4	5	0	0	0	0	0	0	0	0	0	11
7:00	9	59	47	4	0	2	0	0	0	0	0	0	0	121
8:00	5	12	24	8	3	0	0	0	0	0	0	0	0	52
9:00	0	7	14	5	1	0	0	0	0	0	0	0	0	27
10:00	3	4	14	13	3	0	0	0	0	0	0	0	0	37
11:00	1	6	16	9	0	0	0	0	0	0	0	0	0	32
12:00 PM	4	6	11	11	1	0	0	0	0	0	0	0	0	33
13:00	4	7	14	7	1	0	0	0	0	0	0	0	0	33
14:00	3	10	8	3	0	0	0	0	0	0	0	0	0	24
15:00	36	55	21	4	0	0	0	0	0	0	0	0	0	116
16:00	2	21	26	6	0	0	0	0	0	0	0	0	0	55
17:00	3	23	31	3	2	0	0	0	0	0	0	0	0	62
18:00	0	2	10	4	1	0	0	0	0	0	0	0	0	17
19:00	1	4	7	4	1	0	0	0	0	0	0	0	0	17
20:00	0	6	3	1	1	0	0	0	0	0	0	0	0	11
21:00	0	2	8	2	1	0	0	0	0	0	0	0	0	13
22:00	0	0	2	0	1	0	0	0	0	0	0	0	0	3
23:00	0	1	0	0	0	1	0	0	0	0	0	0	0	2
Totals	72	227	262	90	16	3								670
% of Totals	11%	34%	39%	13%	2%	0%								100%

AM Volumes	19	90	121	45	7	2	0	0	0	0	0	0	0	284		
% AM	3%	13%	18%	7%	1%	0%								42%		
AM Peak Hour	7:00	7:00	7:00	10:00	8:00	7:00								7:00		
Volume	9	59	47	13	3	2								121		
PM Volumes	53	137	141	45	9	1	0	0	0	0	0	0	0	386		
% PM	8%	20%	21%	7%	1%	0%								58%		
PM Peak Hour	15:00	15:00	17:00	12:00	17:00	23:00								15:00		
Volume	36	55	31	11	2	1								116		
Directional Peak Periods		AM 7-9				NOON 12-2			PM 4-6			Off Peak Volumes				
All Speeds		Volume	↔		%	Volume	↔		%	Volume	↔		%	Volume	↔	
		173			26%	66			10%	117			17%	314		

Street Name	Direction	Percentiles					
		15th	50th	Average	85th	95th	ADT
W Oak St	East Bound	16	21	21	26	29	748
W Oak St	West Bound	16	21	20	25	29	670

SPEED

W Oak St Bet. S Beachwood Dr & S Griffith Park Dr

Day: Thursday

Date: 2/3/2022

City: Burbank

Project #: CA22_020022_020

Summary

Time	< 15	15 - 19	20 - 24	25 - 29	30 - 34	35 - 39	40 - 44	45 - 49	50 - 54	55 - 59	60 - 64	65 - 69	70 +	Total
0:00 AM	0	0	1	0	0	0	0	0	0	0	0	0	0	1
1:00	0	0	0	1	0	0	0	0	0	0	0	0	0	1
2:00	0	0	1	1	0	0	0	0	0	0	0	0	0	2
3:00	0	0	0	0	0	0	0	0	0	0	0	0	0	0
4:00	0	0	1	0	0	0	0	0	0	0	0	0	0	1
5:00	0	1	2	0	0	0	0	0	0	0	0	0	0	3
6:00	1	5	9	8	1	0	0	0	0	0	0	0	0	24
7:00	41	123	72	8	0	2	0	0	0	0	0	0	0	246
8:00	10	24	49	16	3	1	0	0	0	0	0	0	0	103
9:00	1	15	28	9	1	0	0	0	0	0	0	0	0	54
10:00	5	8	29	21	4	0	0	0	0	0	0	0	0	67
11:00	2	13	40	20	0	0	0	0	0	0	0	0	0	75
12:00 PM	7	12	32	29	1	0	0	0	0	0	0	0	0	81
13:00	8	15	40	16	3	0	0	0	0	0	0	0	0	82
14:00	8	32	46	24	3	0	0	0	0	0	0	0	0	113
15:00	56	81	45	12	0	0	0	0	0	0	0	0	0	194
16:00	5	33	56	13	0	0	0	0	0	0	0	0	0	107
17:00	5	40	54	9	2	0	0	0	0	0	0	0	0	110
18:00	0	9	25	10	3	0	0	0	0	0	0	0	0	47
19:00	4	9	25	10	1	0	0	0	0	0	0	0	0	49
20:00	1	8	8	7	1	0	0	0	0	0	0	0	0	25
21:00	0	3	15	2	1	0	0	0	0	0	0	0	0	21
22:00	0	1	5	0	1	0	0	0	0	0	0	0	0	7
23:00	1	1	1	0	1	1	0	0	0	0	0	0	0	5
Totals	155	433	584	216	26	4								1418
% of Totals	11%	31%	41%	15%	2%	0%								100%

AM Volumes	60	189	232	84	9	3	0	0	0	0	0	0	0	577		
% AM	4%	13%	16%	6%	1%	0%								41%		
AM Peak Hour	7:00	7:00	7:00	10:00	10:00	7:00								7:00		
Volume	41	123	72	21	4	2								246		
PM Volumes	95	244	352	132	17	1	0	0	0	0	0	0	0	841		
% PM	7%	17%	25%	9%	1%	0%								59%		
PM Peak Hour	15:00	15:00	16:00	12:00	13:00	23:00								15:00		
Volume	56	81	56	29	3	1								194		
Directional Peak Periods		AM 7-9				NOON 12-2				PM 4-6				Off Peak Volumes		
All Speeds		Volume	↔		%	Volume	↔		%	Volume	↔		%	Volume	↔	
		349			25%	163			11%	217			15%	689		

Street Name	Direction	Percentiles					
		15th	50th	Average	85th	95th	ADT
W Oak St	Summary	16	21	21	26	29	1418

VOLUME

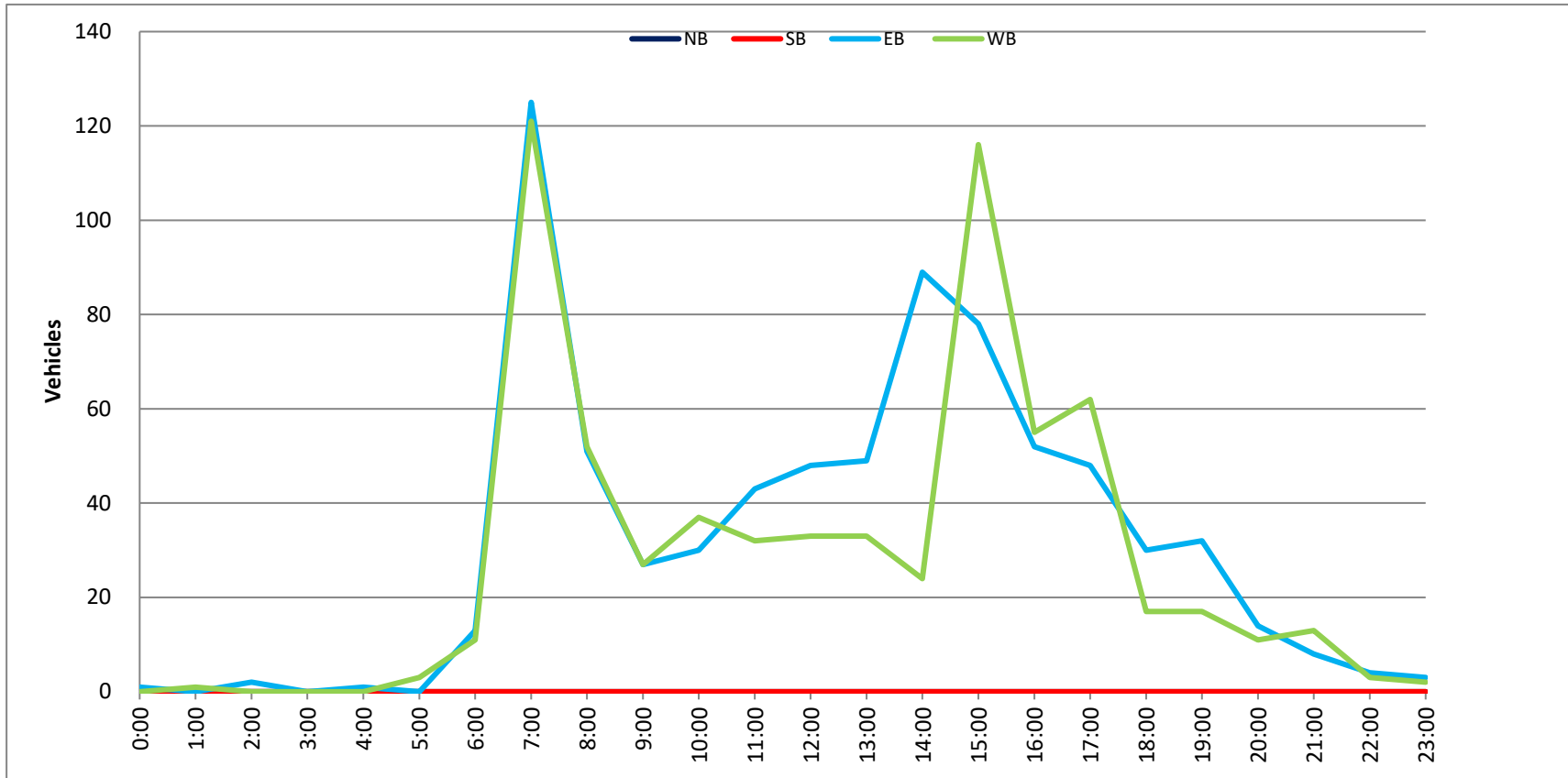
W Oak St Bet. S Beachwood Dr & S Griffith Park Dr

Day: Thursday
 Date: 2/3/2022

City: Burbank
 Project #: CA22_020022_020

DAILY TOTALS					NB	SB	EB	WB	Total						
					0	0	748	670	1,418						
AM Period	NB	SB	EB	WB	TOTAL		PM Period	NB	SB	EB	WB	TOTAL			
0:00	0	0	0	0			12:00	0	0	14	9	23			
0:15	0	0	0	0			12:15	0	0	8	7	15			
0:30	0	0	0	0			12:30	0	0	15	10	25			
0:45	0	0	1	1	0	0	12:45	0	0	11	48	7	33	18	81
1:00	0	0	0	0			13:00	0	0	16	6	22			
1:15	0	0	0	0			13:15	0	0	14	6	20			
1:30	0	0	0	0			13:30	0	0	10	6	16			
1:45	0	0	0	1	1	1	13:45	0	0	9	49	15	33	24	82
2:00	0	0	0	0			14:00	0	0	8	7	15			
2:15	0	0	0	0			14:15	0	0	16	3	19			
2:30	0	0	2	0	2	2	14:30	0	0	27	7	34			
2:45	0	0	0	2	0	2	14:45	0	0	38	89	7	24	45	113
3:00	0	0	0	0			15:00	0	0	41	65	106			
3:15	0	0	0	0			15:15	0	0	10	32	42			
3:30	0	0	0	0			15:30	0	0	9	9	18			
3:45	0	0	0	0			15:45	0	0	18	78	10	116	28	194
4:00	0	0	0	0			16:00	0	0	13	16	29			
4:15	0	0	1	0	1	1	16:15	0	0	15	12	27			
4:30	0	0	0	0			16:30	0	0	9	14	23			
4:45	0	0	0	1	0	1	16:45	0	0	15	52	13	55	28	107
5:00	0	0	0	0			17:00	0	0	14	26	40			
5:15	0	0	0	2	2	2	17:15	0	0	15	15	30			
5:30	0	0	0	1	1	1	17:30	0	0	9	14	23			
5:45	0	0	0	0	3	3	17:45	0	0	10	48	7	62	17	110
6:00	0	0	0	1	1	1	18:00	0	0	4	4	8			
6:15	0	0	2	1	3	3	18:15	0	0	12	4	16			
6:30	0	0	3	4	7	7	18:30	0	0	6	5	11			
6:45	0	0	8	13	5	11	18:45	0	0	8	30	4	17	12	47
7:00	0	0	5	5	10	10	19:00	0	0	13	3	16			
7:15	0	0	11	3	14	14	19:15	0	0	5	2	7			
7:30	0	0	44	31	75	75	19:30	0	0	6	6	12			
7:45	0	0	65	125	82	121	19:45	0	0	8	32	6	17	14	49
8:00	0	0	13	29	42	42	20:00	0	0	4	3	7			
8:15	0	0	17	11	28	28	20:15	0	0	6	2	8			
8:30	0	0	11	9	20	20	20:30	0	0	1	2	3			
8:45	0	0	10	51	3	52	20:45	0	0	3	14	4	11	7	25
9:00	0	0	4	8	12	12	21:00	0	0	3	4	7			
9:15	0	0	7	4	11	11	21:15	0	0	1	2	3			
9:30	0	0	6	5	11	11	21:30	0	0	2	2	4			
9:45	0	0	10	27	10	27	21:45	0	0	2	8	5	13	7	21
10:00	0	0	12	7	19	19	22:00	0	0	1	1	2			
10:15	0	0	7	10	17	17	22:15	0	0	1	1	2			
10:30	0	0	5	9	14	14	22:30	0	0	1	1	2			
10:45	0	0	6	30	11	37	22:45	0	0	1	4	0	3	1	7
11:00	0	0	4	13	17	17	23:00	0	0	2	0	2			
11:15	0	0	12	6	18	18	23:15	0	0	1	1	2			
11:30	0	0	14	4	18	18	23:30	0	0	0	0	0			
11:45	0	0	13	43	9	32	23:45	0	0	0	3	1	2	1	5
TOTALS			293	284	577	577	TOTALS			455	386	841			
SPLIT %			50.8%	49.2%	40.7%	40.7%	SPLIT %			54.1%	45.9%	59.3%			

DAILY TOTALS					NB	SB	EB	WB	Total		
					0	0	748	670	1,418		
AM Peak Hour			7:30	7:30	7:30	PM Peak Hour			14:15	15:00	14:30
AM Pk Volume			139	153	292	PM Pk Volume			122	116	227
Pk Hr Factor			0.535	0.466	0.497	Pk Hr Factor			0.744	0.446	0.535
7 - 9 Volume	0	0	176	173	349	4 - 6 Volume	0	0	100	117	217
7 - 9 Peak Hour			7:30	7:30	7:30	4 - 6 Peak Hour			16:15	16:30	16:30
7 - 9 Pk Volume	0	0	139	153	292	4 - 6 Pk Volume	0	0	53	68	121
Pk Hr Factor	0.000	0.000	0.535	0.466	0.497	Pk Hr Factor	0.000	0.000	0.883	0.654	0.756



SPEED

W Oak St Bet. S Virginia Ave & S Lomita St

Day: Tuesday
Date: 1/18/2022

City: Burbank
Project #: CA22_020022_028e

East Bound

Time	<15	15 - 19	20 - 24	25 - 29	30 - 34	35 - 39	40 - 44	45 - 49	50 - 54	55 - 59	60 - 64	65 - 69	70 +	Total
0:00 AM	0	0	0	0	0	0	0	0	0	0	0	0	0	0
0:15	0	0	0	0	0	0	0	0	0	0	0	0	0	0
0:30	0	0	0	0	0	0	0	0	0	0	0	0	0	0
0:45	0	0	1	1	0	0	0	0	0	0	0	0	0	2
1:00	0	0	2	0	0	0	0	0	0	0	0	0	0	2
1:15	0	0	0	0	0	0	0	0	0	0	0	0	0	0
1:30	0	0	0	0	0	0	0	0	0	0	0	0	0	0
1:45	0	0	0	0	0	0	0	0	0	0	0	0	0	0
2:00	0	0	0	0	0	0	0	0	0	0	0	0	0	0
2:15	0	0	0	0	0	0	0	0	0	0	0	0	0	0
2:30	0	0	0	0	0	0	0	0	0	0	0	0	0	0
2:45	0	0	0	1	0	0	0	0	0	0	0	0	0	1
3:00	0	0	0	0	0	0	0	0	0	0	0	0	0	0
3:15	0	0	0	0	0	0	0	0	0	0	0	0	0	0
3:30	0	0	0	0	0	0	0	0	0	0	0	0	0	0
3:45	0	0	0	0	0	0	0	0	0	0	0	0	0	0
4:00	0	0	0	0	0	0	0	0	0	0	0	0	0	0
4:15	0	0	0	0	0	0	0	0	0	0	0	0	0	0
4:30	0	0	0	1	0	0	0	0	0	0	0	0	0	1
4:45	0	0	0	0	0	0	0	0	0	0	0	0	0	0
5:00	0	0	1	0	0	0	0	0	0	0	0	0	0	1
5:15	0	0	2	0	0	0	0	0	0	0	0	0	0	2
5:30	0	0	0	2	0	0	0	0	0	0	0	0	0	2
5:45	1	0	0	0	0	0	0	0	0	0	0	0	0	1
6:00	0	0	1	0	0	0	0	0	0	0	0	0	0	1
6:15	1	0	3	0	0	0	0	0	0	0	0	0	0	7
6:30	0	3	2	1	1	0	0	0	0	0	0	0	0	7
6:45	0	1	5	1	1	0	0	0	0	0	0	0	0	8
7:00	0	1	2	2	0	0	0	0	0	0	0	0	0	5
7:15	2	0	6	3	2	0	0	0	0	0	0	0	0	13
7:30	11	17	12	2	2	1	0	0	0	0	0	0	0	45
7:45	22	30	20	2	0	0	0	0	0	0	0	0	0	74
8:00	0	4	12	4	0	0	0	0	0	0	0	0	0	20
8:15	0	9	7	1	0	0	0	0	0	0	0	0	0	17
8:30	0	2	1	6	0	0	0	0	0	0	0	0	0	9
8:45	2	0	8	1	1	0	0	0	0	0	0	0	0	12
9:00	1	1	4	2	0	0	0	0	0	0	0	0	0	8
9:15	1	0	4	8	1	1	0	0	0	0	0	0	0	15
9:30	1	0	5	3	0	0	0	0	0	0	0	0	0	9
9:45	1	1	3	0	0	0	0	0	0	0	0	0	0	5
10:00	1	2	7	3	0	0	0	0	0	0	0	0	0	13
10:15	1	0	3	4	1	0	0	0	0	0	0	0	0	9
10:30	2	0	5	4	0	0	0	0	0	0	0	0	0	11
10:45	3	1	5	5	0	0	0	0	0	0	0	0	0	14
11:00	0	0	4	2	0	0	0	0	0	0	0	0	0	6
11:15	0	0	2	3	0	0	0	0	0	0	0	0	0	5
11:30	1	0	4	1	1	0	0	0	0	0	0	0	0	7
11:45	2	0	8	4	1	0	0	0	0	0	0	0	0	15
12:00 PM	0	2	6	5	0	0	0	0	0	0	0	0	0	13
12:15	0	3	6	5	0	0	0	0	0	0	0	0	0	14
12:30	0	0	4	3	1	0	0	0	0	0	0	0	0	8
12:45	0	3	8	4	0	0	0	0	0	0	0	0	0	15
13:00	0	0	3	5	0	1	0	0	0	0	0	0	0	9
13:15	1	2	1	2	1	0	0	0	0	0	0	0	0	7
13:30	0	2	2	3	0	0	0	0	0	0	0	0	0	7
13:45	0	2	5	1	0	0	0	0	0	0	0	0	0	8
14:00	0	0	3	8	0	0	0	0	0	0	0	0	0	11
14:15	0	3	8	0	2	0	0	0	0	0	0	0	0	13
14:30	4	1	8	1	0	0	0	0	0	0	0	0	0	14
14:45	4	6	4	2	0	0	0	0	0	0	0	0	0	16
15:00	21	14	7	0	0	1	0	0	0	0	0	0	0	44
15:15	3	11	15	3	2	0	0	0	0	0	0	0	0	34
15:30	3	1	3	0	1	0	0	0	0	0	0	0	0	8
15:45	1	4	7	1	1	0	0	0	0	0	0	0	0	14
16:00	7	4	4	4	0	0	0	0	0	0	0	0	0	19
16:15	1	1	5	3	2	0	0	0	0	0	0	0	0	12
16:30	0	2	7	11	0	0	0	0	0	0	0	0	0	20
16:45	0	1	5	4	1	0	0	0	0	0	0	0	0	11
17:00	4	0	13	3	0	0	0	0	0	0	0	0	0	20
17:15	2	4	5	4	0	0	0	0	0	0	0	0	0	15
17:30	2	5	2	9	5	0	0	0	0	0	0	0	0	21
17:45	0	2	6	2	0	0	0	0	0	0	0	0	0	10
18:00	0	3	0	0	0	0	0	0	0	0	0	0	0	3
18:15	0	1	5	2	1	0	0	0	0	0	0	0	0	9
18:30	0	0	5	3	0	0	0	0	0	0	0	0	0	8
18:45	0	0	1	2	1	0	0	0	0	0	0	0	0	4
19:00	0	2	4	5	0	0	0	0	0	0	0	0	0	11
19:15	0	0	1	2	0	0	0	0	0	0	0	0	0	3
19:30	0	1	0	2	1	0	0	0	0	0	0	0	0	4
19:45	0	0	1	1	0	0	0	0	0	0	0	0	0	2
20:00	0	0	1	2	0	0	0	0	0	0	0	0	0	3
20:15	0	1	5	0	0	1	0	0	0	0	0	0	0	7
20:30	0	0	1	2	0	0	0	0	0	0	0	0	0	3
20:45	0	0	1	1	0	0	0	0	0	0	0	0	0	4
21:00	0	0	0	1	1	0	0	0	0	0	0	0	0	2
21:15	0	0	0	2	1	0	0	0	0	0	0	0	0	3
21:30	0	1	1	0	0	0	0	0	0	0	0	0	0	2
21:45	0	0	4	0	0	0	0	0	0	0	0	0	0	4
22:00	0	0	1	1	0	0	0	0	0	0	0	0	0	2
22:15	0	0	1	0	0	0	0	0	0	0	0	0	0	1
22:30	0	0	0	0	0	0	0	0	0	0	0	0	0	0
22:45	0	0	1	0	0	0	0	0	0	0	0	0	0	1
23:00	0	0	2	1	0	1	0	0	0	0	0	0	0	4
23:15	0	0	1	0	0	0	0	0	0	0	0	0	0	1
23:30	0	0	1	0	0	0	0	0	0	0	0	0	0	1
23:45	0	0	2	0	0	0	0	0	0	0	0	0	0	2
All Totals	107	145	178	111	23	6	0	0	0	0	0	0	0	376
% of Totals	28%	38%	47%	29%	6%	2%	0%	0%	0%	0%	0%	0%	0%	100%

Street Name	Direction	15th	50th	Average	85th	95th	ADT
W Oak St	East Bound	15	22	22	28	30	796
W Oak St	West Bound	16	21	20	25	28	722

SPEED

W Oak St Bet. S Virginia Ave & S Lomita St

Day: Tuesday
Date: 1/18/2022

City: Burbank
Project #: CA22_020022_028w

West Bound

Table with columns: Time, <15, 15-19, 20-24, 25-29, 30-34, 35-39, 40-44, 45-49, 50-54, 55-59, 60-64, 65-69, 70+, Total. Rows include times from 0:00 AM to 23:45 and a Totals row.

Summary table with columns: AM Volumes, % AM, AM Peak Hour, PM Volumes, % PM, PM Peak Hour, Volume. Rows show peak hour data for AM and PM.

Directional Peak Periods table with columns: All Classes, AM 7-9, NOON 12-2, PM 4-6, Off Peak Volumes. Shows volume and percentage for each period.

Street Name table with columns: Street Name, Direction, 15th, 50th, Average, 85th, 95th, ADT. Rows for W Oak St East Bound and West Bound.

SPEED

W Oak St Bet. S Virginia Ave & S Lomita St

Day: Tuesday
Date: 1/18/2022

City: Burbank
Project #: CA22_020022_028

Summary

Time	<15	15-19	20-24	25-29	30-34	35-39	40-44	45-49	50-54	55-59	60-64	65-69	70+	Total
0:00 AM	0	0	0	0	0	0	0	0	0	0	0	0	0	0
0:15	0	0	0	0	0	0	0	0	0	0	0	0	0	0
0:30	0	0	0	0	0	0	0	0	0	0	0	0	0	0
0:45	0	1	1	1	0	0	0	0	0	0	0	0	0	3
1:00	0	0	2	0	0	0	0	0	0	0	0	0	0	2
1:15	0	0	0	0	0	0	0	0	0	0	0	0	0	0
1:30	0	0	0	0	0	0	0	0	0	0	0	0	0	0
1:45	0	0	0	0	0	0	0	0	0	0	0	0	0	0
2:00	0	0	0	0	0	0	0	0	0	0	0	0	0	0
2:15	0	0	0	0	0	0	0	0	0	0	0	0	0	0
2:30	0	0	0	0	0	0	0	0	0	0	0	0	0	0
2:45	0	0	0	1	0	0	0	0	0	0	0	0	0	1
3:00	0	0	0	0	0	0	0	0	0	0	0	0	0	0
3:15	0	0	0	0	0	0	0	0	0	0	0	0	0	0
3:30	0	0	0	0	0	0	0	0	0	0	0	0	0	0
3:45	0	0	0	0	0	0	0	0	0	0	0	0	0	0
4:00	0	0	0	0	0	0	0	0	0	0	0	0	0	0
4:15	0	0	1	0	0	0	0	0	0	0	0	0	0	1
4:30	0	0	0	1	0	0	0	0	0	0	0	0	0	1
4:45	0	0	0	0	0	0	0	0	0	0	0	0	0	0
5:00	0	0	1	0	0	0	0	0	0	0	0	0	0	1
5:15	0	0	3	0	0	0	0	0	0	0	0	0	0	3
5:30	0	0	2	0	0	0	0	0	0	0	0	0	0	2
5:45	1	3	0	2	0	0	0	0	0	0	0	0	0	6
6:00	0	0	4	0	0	0	0	0	0	0	0	0	0	4
6:15	2	2	6	3	0	0	0	0	0	0	0	0	0	13
6:30	1	5	5	1	1	0	0	0	0	0	0	0	0	13
6:45	0	2	10	1	2	0	0	0	0	0	0	0	0	15
7:00	0	3	6	4	0	0	0	0	0	0	0	0	0	13
7:15	2	2	12	5	2	0	0	0	0	0	0	0	0	23
7:30	19	38	22	5	2	1	0	0	0	0	0	0	0	87
7:45	37	43	25	2	0	0	0	0	0	0	0	0	0	107
8:00	0	7	19	5	1	0	0	0	0	0	0	0	0	32
8:15	0	6	17	8	1	0	0	0	0	0	0	0	0	32
8:30	1	6	6	10	0	0	0	0	0	0	0	0	0	23
8:45	2	1	13	2	1	0	0	0	0	0	0	0	0	19
9:00	1	6	10	3	0	0	0	0	0	0	0	0	0	20
9:15	2	2	7	9	1	1	0	0	0	0	0	0	0	22
9:30	1	1	15	3	0	0	0	0	0	0	0	0	0	20
9:45	1	2	5	5	0	0	0	0	0	0	0	0	0	13
10:00	1	3	8	3	0	0	0	0	0	0	0	0	0	15
10:15	3	1	5	4	1	0	0	0	0	0	0	0	0	14
10:30	2	0	13	5	0	0	0	0	0	0	0	0	0	22
10:45	3	3	7	5	0	0	0	0	0	0	0	0	0	18
11:00	2	0	9	4	0	0	0	0	0	0	0	0	0	15
11:15	0	1	8	5	0	0	0	0	0	0	0	0	0	14
11:30	1	1	9	1	1	0	0	0	0	0	0	0	0	13
11:45	3	3	15	6	1	0	0	0	0	0	0	0	0	25
12:00 PM	0	5	7	6	0	0	0	0	0	0	0	0	0	18
12:15	0	6	12	7	0	0	0	0	0	0	0	0	0	25
12:30	1	2	9	4	1	0	0	0	0	0	0	0	0	17
12:45	1	6	13	6	0	0	0	0	0	0	0	0	0	26
13:00	0	1	9	10	0	1	0	0	0	0	0	0	0	21
13:15	3	7	4	2	1	0	0	0	0	0	0	0	0	17
13:30	0	4	9	5	0	0	0	0	0	0	0	0	0	18
13:45	0	7	8	1	0	0	0	0	0	0	0	0	0	16
14:00	0	1	12	9	0	0	0	0	0	0	0	0	0	22
14:15	1	6	11	2	2	0	0	0	0	0	0	0	0	22
14:30	9	18	17	2	0	0	0	0	0	0	0	0	0	46
14:45	18	20	11	3	0	0	0	0	0	0	0	0	0	52
15:00	33	23	10	7	0	1	0	0	0	0	0	0	0	68
15:15	3	18	22	7	2	0	0	0	0	0	0	0	0	52
15:30	3	1	10	4	2	0	0	0	0	0	0	0	0	20
15:45	3	7	13	3	1	0	0	0	0	0	0	0	0	27
16:00	8	5	9	6	0	1	0	0	0	0	0	0	0	29
16:15	2	5	18	5	3	0	0	0	0	0	0	0	0	33
16:30	1	6	16	11	0	0	0	0	0	0	0	0	0	34
16:45	2	3	10	5	1	0	0	0	0	0	0	0	0	21
17:00	4	4	26	4	0	0	0	0	0	0	0	0	0	38
17:15	3	8	16	4	0	0	0	0	0	0	0	0	0	31
17:30	5	7	14	5	0	0	0	0	0	0	0	0	0	31
17:45	0	4	9	3	0	0	0	0	0	0	0	0	0	16
18:00	1	6	12	3	0	0	0	0	0	0	0	0	0	22
18:15	1	2	13	3	1	0	0	0	0	0	0	0	0	20
18:30	0	2	9	5	0	0	0	0	0	0	0	0	0	16
18:45	0	4	5	4	1	0	0	0	0	0	0	0	0	14
19:00	2	2	13	5	0	0	0	0	0	0	0	0	0	22
19:15	0	0	4	3	0	0	0	0	0	0	0	0	0	7
19:30	1	1	2	2	1	0	0	0	0	0	0	0	0	7
19:45	0	3	2	1	0	0	0	0	0	0	0	0	0	6
20:00	0	2	6	3	0	0	0	0	0	0	0	0	0	11
20:15	0	1	7	0	0	1	0	0	0	0	0	0	0	9
20:30	0	2	3	2	0	0	0	0	0	0	0	0	0	7
20:45	0	2	2	1	0	0	0	0	0	0	0	0	0	6
21:00	0	1	4	2	1	0	0	0	0	0	0	0	0	8
21:15	0	1	2	5	2	0	0	0	0	0	0	0	0	10
21:30	0	2	2	3	0	0	0	0	0	0	0	0	0	7
21:45	0	0	6	1	0	0	0	0	0	0	0	0	0	7
22:00	0	0	1	3	1	0	0	0	0	0	0	0	0	5
22:15	0	0	2	1	0	0	0	0	0	0	0	0	0	3
22:30	0	0	0	0	0	0	0	0	0	0	0	0	0	0
22:45	0	0	2	1	0	0	0	0	0	0	0	0	0	3
23:00	0	0	3	1	0	0	0	0	0	0	0	0	0	5
23:15	0	1	2	0	0	0	0	0	0	0	0	0	0	3
23:30	0	1	1	0	0	0	0	0	0	0	0	0	0	2
23:45	0	0	3	0	0	0	0	0	0	0	0	0	0	3
Volume	110	140	607	210	100	70	0	0	0	0	0	0	0	1311
% of Totals	12%	23%	44%	16%	8%	5%	0%	0%	0%	0%	0%	0%	0%	100%

AM Volumes	87	141	260	100	15	2	0	0	0	0	0	0	0	615		
% AM	3%	9%	18%	7%	1%	0%	0%	0%	0%	0%	0%	0%	0%	41%		
AM Peak Hour	7:30	7:30	7:30	7:45	6:45	6:45								7:30		
Volume	58	94	83	25	6	1								258		
PM Volumes	107	269	401	401	21	9	0	0	0	0	0	0	0	918		
% PM	7%	14%	26%	11%	1%	0%	0%	0%	0%	0%	0%	0%	0%	59%		
PM Peak Hour	14:30	14:30	16:15	12:15	15:30	12:15								14:30		
Volume	61	78	70	27	8	1								218		
Directional Peak Periods		AM 7-9			NOON 12-2			PM 4-6			Off Peak Volumes					
All Classes	Volume	336	↔	22%	Volume	158	↔	10%	Volume	233	↔	15%	Volume	791	↔	52%

Street Name	Direction	Percentiles					
		15th	50th	Average	85th	95th	ADT
W Oak St	Summary	16	22	21	27	29	1518

SPEED

W Oak St Bet. S Virginia Ave & S Lomita St

Day: Tuesday
Date: 1/18/2022

City: Burbank
Project #: CA22_020022_028e

East Bound

Time	< 15	15 - 19	20 - 24	25 - 29	30 - 34	35 - 39	40 - 44	45 - 49	50 - 54	55 - 59	60 - 64	65 - 69	70 +	Total
0:00 AM	0	0	3	1	0	0	0	0	0	0	0	0	0	4
1:00	0	0	2	0	0	0	0	0	0	0	0	0	0	2
2:00	0	0	0	1	0	0	0	0	0	0	0	0	0	1
3:00	0	0	0	0	0	0	0	0	0	0	0	0	0	0
4:00	0	0	0	1	0	0	0	0	0	0	0	0	0	1
5:00	1	0	3	2	0	0	0	0	0	0	0	0	0	6
6:00	1	4	11	5	2	0	0	0	0	0	0	0	0	23
7:00	35	48	40	9	4	1	0	0	0	0	0	0	0	137
8:00	2	6	30	18	2	0	0	0	0	0	0	0	0	58
9:00	4	2	16	13	1	1	0	0	0	0	0	0	0	37
10:00	7	3	20	16	1	0	0	0	0	0	0	0	0	47
11:00	1	2	18	10	2	0	0	0	0	0	0	0	0	33
12:00 PM	0	8	24	17	1	0	0	0	0	0	0	0	0	50
13:00	1	6	11	11	1	1	0	0	0	0	0	0	0	31
14:00	8	10	23	11	2	0	0	0	0	0	0	0	0	54
15:00	28	30	32	5	4	1	0	0	0	0	0	0	0	100
16:00	8	8	21	22	3	0	0	0	0	0	0	0	0	62
17:00	11	8	33	14	0	0	0	0	0	0	0	0	0	66
18:00	0	4	11	7	2	0	0	0	0	0	0	0	0	24
19:00	0	3	6	10	1	0	0	0	0	0	0	0	0	20
20:00	0	2	8	5	1	1	0	0	0	0	0	0	0	17
21:00	0	1	5	3	2	0	0	0	0	0	0	0	0	11
22:00	0	0	3	1	0	0	0	0	0	0	0	0	0	4
23:00	0	0	6	1	0	1	0	0	0	0	0	0	0	8
Totals	107	145	326	183	29	6								796
% of Totals	13%	18%	41%	23%	4%	1%								100%

AM Volumes	51	65	143	76	12	2	0	0	0	0	0	0	0	349		
% AM	6%	8%	18%	10%	2%	0%								44%		
AM Peak Hour	7:00	7:00	7:00	8:00	7:00	7:00								7:00		
Volume	35	48	40	18	4	1								137		
PM Volumes	56	80	183	107	17	4	0	0	0	0	0	0	0	447		
% PM	7%	10%	23%	13%	2%	1%								56%		
PM Peak Hour	15:00	15:00	17:00	16:00	15:00	13:00								15:00		
Volume	28	30	33	22	4	1								100		
Directional Peak Periods		AM 7-9				NOON 12-2			PM 4-6			Off Peak Volumes				
All Speeds		Volume	↔		%	Volume	↔		%	Volume	↔		%	Volume	↔	
		195			24%	81			10%	128			16%	392		

Street Name	Direction	Percentiles					
		15th	50th	Average	85th	95th	ADT
W Oak St	East Bound	15	22	22	28	30	796
W Oak St	West Bound	16	21	20	25	28	722

SPEED

W Oak St Bet. S Virginia Ave & S Lomita St

Day: Tuesday
Date: 1/18/2022

City: Burbank
Project #: CA22_020022_028w

West Bound

Time	< 15	15 - 19	20 - 24	25 - 29	30 - 34	35 - 39	40 - 44	45 - 49	50 - 54	55 - 59	60 - 64	65 - 69	70 +	Total
0:00 AM	0	1	0	0	1	0	0	0	0	0	0	0	0	2
1:00	0	0	0	0	0	0	0	0	0	0	0	0	0	0
2:00	0	0	0	0	0	0	0	0	0	0	0	0	0	0
3:00	0	0	0	0	0	0	0	0	0	0	0	0	0	0
4:00	0	0	1	0	0	0	0	0	0	0	0	0	0	1
5:00	0	3	1	2	0	0	0	0	0	0	0	0	0	6
6:00	2	5	14	0	1	0	0	0	0	0	0	0	0	22
7:00	23	38	25	7	0	0	0	0	0	0	0	0	0	93
8:00	1	14	25	7	1	0	0	0	0	0	0	0	0	48
9:00	1	9	21	7	0	0	0	0	0	0	0	0	0	38
10:00	2	6	13	1	0	0	0	0	0	0	0	0	0	22
11:00	2	3	23	6	0	0	0	0	0	0	0	0	0	34
12:00 PM	2	11	17	6	0	0	0	0	0	0	0	0	0	36
13:00	2	13	19	7	0	0	0	0	0	0	0	0	0	41
14:00	20	35	28	5	0	0	0	0	0	0	0	0	0	88
15:00	14	19	23	10	1	0	0	0	0	0	0	0	0	67
16:00	5	11	32	5	1	1	0	0	0	0	0	0	0	55
17:00	3	13	32	2	0	0	0	0	0	0	0	0	0	50
18:00	2	10	28	8	0	0	0	0	0	0	0	0	0	48
19:00	3	3	15	1	0	0	0	0	0	0	0	0	0	22
20:00	0	5	10	1	0	0	0	0	0	0	0	0	0	16
21:00	0	3	9	8	1	0	0	0	0	0	0	0	0	21
22:00	0	0	2	4	1	0	0	0	0	0	0	0	0	7
23:00	0	2	3	0	0	0	0	0	0	0	0	0	0	5
Totals	82	204	341	87	7	1								722
% of Totals	11%	28%	47%	12%	1%	0%								100%

AM Volumes	31	79	123	30	3	0	0	0	0	0	0	0	0	266		
% AM	4%	11%	17%	4%	0%									37%		
AM Peak Hour	7:00	7:00	7:00	7:00										7:00		
Volume	23	38	25	7	1									93		
PM Volumes	51	125	218	57	4	1	0	0	0	0	0	0	0	456		
% PM	7%	17%	30%	8%	1%	0%								63%		
PM Peak Hour	14:00	14:00	16:00	15:00	15:00	16:00								14:00		
Volume	20	35	32	10	1	1								88		
Directional Peak Periods		AM 7-9				NOON 12-2				PM 4-6				Off Peak Volumes		
All Speeds		Volume	↔		%	Volume	↔		%	Volume	↔		%	Volume	↔	
		141			20%	77			11%	105			15%	399		

Street Name	Direction	Percentiles					
		15th	50th	Average	85th	95th	ADT
W Oak St	East Bound	15	22	22	28	30	796
W Oak St	West Bound	16	21	20	25	28	722

SPEED

W Oak St Bet. S Virginia Ave & S Lomita St

Day: Tuesday
Date: 1/18/2022

City: Burbank
Project #: CA22_020022_028

Summary

Time	< 15	15 - 19	20 - 24	25 - 29	30 - 34	35 - 39	40 - 44	45 - 49	50 - 54	55 - 59	60 - 64	65 - 69	70 +	Total
0:00 AM	0	1	3	1	1	0	0	0	0	0	0	0	0	6
1:00	0	0	2	0	0	0	0	0	0	0	0	0	0	2
2:00	0	0	0	1	0	0	0	0	0	0	0	0	0	1
3:00	0	0	0	0	0	0	0	0	0	0	0	0	0	0
4:00	0	0	1	1	0	0	0	0	0	0	0	0	0	2
5:00	1	3	4	4	0	0	0	0	0	0	0	0	0	12
6:00	3	9	25	5	3	0	0	0	0	0	0	0	0	45
7:00	58	86	65	16	4	1	0	0	0	0	0	0	0	230
8:00	3	20	55	25	3	0	0	0	0	0	0	0	0	106
9:00	5	11	37	20	1	1	0	0	0	0	0	0	0	75
10:00	9	9	33	17	1	0	0	0	0	0	0	0	0	69
11:00	3	5	41	16	2	0	0	0	0	0	0	0	0	67
12:00 PM	2	19	41	23	1	0	0	0	0	0	0	0	0	86
13:00	3	19	30	18	1	1	0	0	0	0	0	0	0	72
14:00	28	45	51	16	2	0	0	0	0	0	0	0	0	142
15:00	42	49	55	15	5	1	0	0	0	0	0	0	0	167
16:00	13	19	53	27	4	1	0	0	0	0	0	0	0	117
17:00	14	21	65	16	0	0	0	0	0	0	0	0	0	116
18:00	2	14	39	15	2	0	0	0	0	0	0	0	0	72
19:00	3	6	21	11	1	0	0	0	0	0	0	0	0	42
20:00	0	7	18	6	1	1	0	0	0	0	0	0	0	33
21:00	0	4	14	11	3	0	0	0	0	0	0	0	0	32
22:00	0	0	5	5	1	0	0	0	0	0	0	0	0	11
23:00	0	2	9	1	0	1	0	0	0	0	0	0	0	13
Totals	189	349	667	270	36	7								1518
% of Totals	12%	23%	44%	18%	2%	0%								100%

AM Volumes	82	144	266	106	15	2	0	0	0	0	0	0	0	615		
% AM	5%	9%	18%	7%	1%	0%								41%		
AM Peak Hour	7:00	7:00	7:00	8:00	7:00	7:00								7:00		
Volume	58	86	65	25	4	1								230		
PM Volumes	107	205	401	164	21	5	0	0	0	0	0	0	0	903		
% PM	7%	14%	26%	11%	1%	0%								59%		
PM Peak Hour	15:00	15:00	17:00	16:00	15:00	13:00								15:00		
Volume	42	49	65	27	5	1								167		
Directional Peak Periods		AM 7-9				NOON 12-2				PM 4-6				Off Peak Volumes		
All Speeds		Volume	↔		%	Volume	↔		%	Volume	↔		%	Volume	↔	
		336			22%	158			10%	233			15%	791		

Street Name	Direction	Percentiles					
		15th	50th	Average	85th	95th	ADT
W Oak St	Summary	16	22	21	27	29	1518

VOLUME

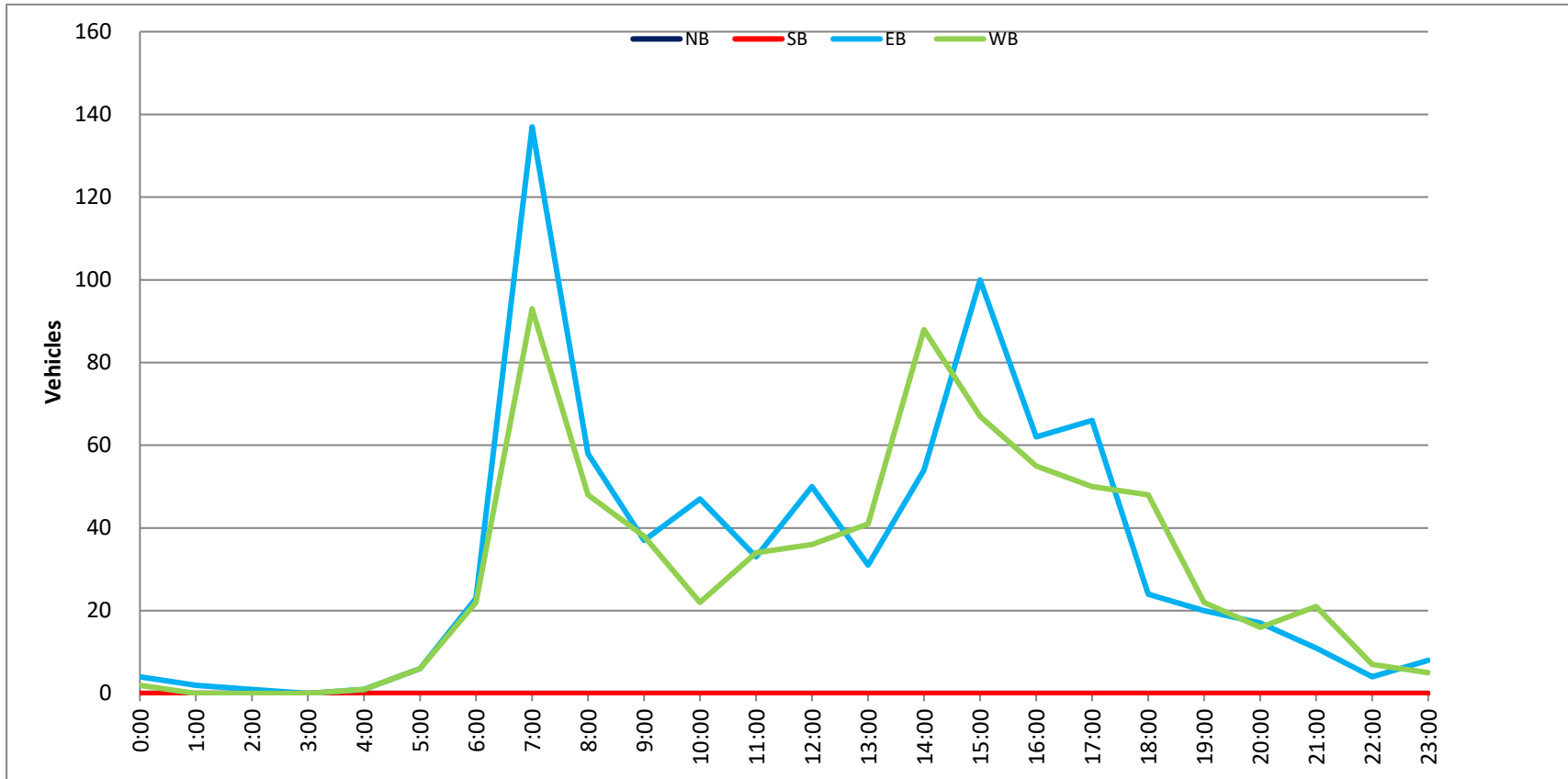
W Oak St Bet. S Virginia Ave & S Lomita St

Day: Tuesday
 Date: 1/18/2022

City: Burbank
 Project #: CA22_020022_028

DAILY TOTALS					NB	SB	EB	WB	Total					
					0	0	796	722	1,518					
AM Period	NB	SB	EB	WB	TOTAL	PM Period	NB	SB	EB	WB	TOTAL			
0:00	0	0	0	0		12:00	0	0	13	5	18			
0:15	0	0	2	0	2	12:15	0	0	14	11	25			
0:30	0	0	0	1	1	12:30	0	0	8	9	17			
0:45	0	0	2	4	1	12:45	0	0	15	50	11	36	26	86
1:00	0	0	2	0	2	13:00	0	0	9	12	21			
1:15	0	0	0	0		13:15	0	0	7	10	17			
1:30	0	0	0	0		13:30	0	0	7	11	18			
1:45	0	0	0	2	0	13:45	0	0	8	31	8	41	16	72
2:00	0	0	0	0		14:00	0	0	11	11	22			
2:15	0	0	0	0		14:15	0	0	13	9	22			
2:30	0	0	0	0		14:30	0	0	14	32	46			
2:45	0	0	1	1	0	14:45	0	0	16	54	36	88	52	142
3:00	0	0	0	0		15:00	0	0	44	24	68			
3:15	0	0	0	0		15:15	0	0	34	18	52			
3:30	0	0	0	0		15:30	0	0	8	12	20			
3:45	0	0	0	0		15:45	0	0	14	100	13	67	27	167
4:00	0	0	0	0		16:00	0	0	19	10	29			
4:15	0	0	0	1	1	16:15	0	0	12	21	33			
4:30	0	0	1	0	0	16:30	0	0	20	14	34			
4:45	0	0	0	1	0	16:45	0	0	11	62	10	55	21	117
5:00	0	0	1	0	1	17:00	0	0	20	18	38			
5:15	0	0	2	1	3	17:15	0	0	15	16	31			
5:30	0	0	2	0	2	17:30	0	0	21	10	31			
5:45	0	0	1	6	5	17:45	0	0	10	66	6	50	16	116
6:00	0	0	1	3	4	18:00	0	0	3	19	22			
6:15	0	0	7	6	13	18:15	0	0	9	11	20			
6:30	0	0	7	6	13	18:30	0	0	8	8	16			
6:45	0	0	8	23	7	18:45	0	0	4	24	10	48	14	72
7:00	0	0	5	8	13	19:00	0	0	11	11	22			
7:15	0	0	13	10	23	19:15	0	0	3	4	7			
7:30	0	0	45	42	87	19:30	0	0	4	3	7			
7:45	0	0	74	137	33	19:45	0	0	2	20	4	22	6	42
8:00	0	0	20	12	32	20:00	0	0	3	8	11			
8:15	0	0	17	15	32	20:15	0	0	7	2	9			
8:30	0	0	9	14	23	20:30	0	0	3	4	7			
8:45	0	0	12	58	7	20:45	0	0	4	17	2	16	6	33
9:00	0	0	8	12	20	21:00	0	0	2	6	8			
9:15	0	0	15	7	22	21:15	0	0	3	7	10			
9:30	0	0	9	11	20	21:30	0	0	2	5	7			
9:45	0	0	5	37	8	21:45	0	0	4	11	3	21	7	32
10:00	0	0	13	2	15	22:00	0	0	2	3	5			
10:15	0	0	9	5	14	22:15	0	0	1	2	3			
10:30	0	0	11	11	22	22:30	0	0	0	0				
10:45	0	0	14	47	4	22:45	0	0	1	4	2	7	3	11
11:00	0	0	6	9	15	23:00	0	0	4	1	5			
11:15	0	0	5	9	14	23:15	0	0	1	2	3			
11:30	0	0	7	6	13	23:30	0	0	1	1	2			
11:45	0	0	15	33	10	23:45	0	0	2	8	1	5	3	13
TOTALS			349	266	615	TOTALS			447	456	903			
SPLIT %			56.7%	43.3%	40.5%	SPLIT %			49.5%	50.5%	59.5%			

DAILY TOTALS					NB	SB	EB	WB	Total		
					0	0	796	722	1,518		
AM Peak Hour			7:30	7:30	7:30	PM Peak Hour			14:30	14:30	14:30
AM Pk Volume			156	102	258	PM Pk Volume			108	110	218
Pk Hr Factor			0.527	0.607	0.603	Pk Hr Factor			0.614	0.764	0.801
7 - 9 Volume	0	0	195	141	336	4 - 6 Volume	0	0	128	105	233
7 - 9 Peak Hour			7:30	7:30	7:30	4 - 6 Peak Hour			16:45	16:15	16:15
7 - 9 Pk Volume	0	0	156	102	258	4 - 6 Pk Volume	0	0	67	63	126
Pk Hr Factor	0.000	0.000	0.527	0.607	0.603	Pk Hr Factor	0.000	0.000	0.798	0.750	0.829



SPEED

W Oak St Bet. S Virginia Ave & S Lomita St

Day: Wednesday
Date: 1/19/2022

City: Burbank
Project #: CA22_020022_028

East Bound

Time	<15	15-19	20-24	25-29	30-34	35-39	40-44	45-49	50-54	55-59	60-64	65-69	70+	Total
0:00 AM	0	0	0	0	0	0	0	0	0	0	0	0	0	0
0:15	0	0	0	0	0	0	0	0	0	0	0	0	0	0
0:30	0	0	0	0	0	0	0	0	0	0	0	0	0	0
0:45	0	0	0	0	0	0	0	0	0	0	0	0	0	0
1:00	0	0	0	0	0	0	0	0	0	0	0	0	0	0
1:15	0	0	0	0	0	0	0	0	0	0	0	0	0	0
1:30	0	0	0	0	0	0	0	0	0	0	0	0	0	0
1:45	0	0	0	0	0	0	0	0	0	0	0	0	0	0
2:00	0	0	0	0	0	0	0	0	0	0	0	0	0	0
2:15	0	0	0	0	0	0	0	0	0	0	0	0	0	0
2:30	0	0	0	1	0	0	0	0	0	0	0	0	0	1
2:45	0	0	0	1	0	0	0	0	0	0	0	0	0	1
3:00	0	0	0	0	0	0	0	0	0	0	0	0	0	0
3:15	0	0	0	0	0	0	0	0	0	0	0	0	0	0
3:30	0	0	0	0	0	0	0	0	0	0	0	0	0	0
3:45	0	0	0	0	0	0	0	0	0	0	0	0	0	0
4:00	0	0	0	0	0	0	0	0	0	0	0	0	0	0
4:15	0	0	0	0	0	0	0	0	0	0	0	0	0	0
4:30	0	0	0	0	0	0	0	0	0	0	0	0	0	0
4:45	0	0	0	0	0	0	0	0	0	0	0	0	0	0
5:00	0	0	0	0	0	0	0	0	0	0	0	0	0	0
5:15	0	0	1	1	0	0	0	0	0	0	0	0	0	2
5:30	0	0	1	2	0	0	0	0	0	0	0	0	0	3
5:45	0	0	1	0	0	0	0	0	0	0	0	0	0	1
6:00	0	1	0	0	0	0	0	0	0	0	0	0	0	1
6:15	0	1	1	1	0	0	0	0	0	0	0	0	0	3
6:30	1	4	4	0	0	0	0	0	0	0	0	0	0	9
6:45	0	1	7	3	0	0	0	0	0	0	0	0	0	11
7:00	0	0	3	0	0	0	0	0	0	0	0	0	0	3
7:15	2	4	4	3	0	0	0	0	0	0	0	0	0	13
7:30	13	14	8	3	0	0	0	0	0	0	0	0	0	38
7:45	35	36	9	0	0	0	0	0	0	0	0	0	0	80
8:00	0	8	8	1	0	0	0	0	0	0	0	0	0	17
8:15	0	4	9	6	0	0	0	0	0	0	0	0	0	19
8:30	0	4	4	1	0	0	0	0	0	0	0	0	0	9
8:45	0	3	8	1	0	0	0	0	0	0	0	0	0	12
9:00	0	0	6	0	0	0	0	0	0	0	0	0	0	6
9:15	0	2	4	3	0	0	0	0	0	0	0	0	0	9
9:30	0	1	3	4	0	0	0	0	0	0	0	0	0	8
9:45	0	0	7	2	0	0	0	0	0	0	0	0	0	9
10:00	0	5	3	0	0	0	0	0	0	0	0	0	0	8
10:15	0	1	1	2	0	0	0	0	0	0	0	0	0	4
10:30	1	1	6	1	0	0	0	0	0	0	0	0	0	9
10:45	0	4	3	1	0	0	0	0	0	0	0	0	0	8
11:00	1	1	6	1	0	0	0	0	0	0	0	0	0	9
11:15	0	3	4	1	0	0	0	0	0	0	0	0	0	8
11:30	0	0	9	2	0	0	0	0	0	0	0	0	0	11
11:45	0	4	5	0	0	0	0	0	0	0	0	0	0	11
12:00 PM	0	1	7	2	0	0	0	0	0	0	0	0	0	10
12:15	0	1	12	3	0	0	0	0	0	0	0	0	0	16
12:30	0	6	5	1	0	0	0	0	0	0	0	0	0	12
12:45	0	3	6	2	1	0	0	0	0	0	0	0	0	13
13:00	0	3	6	3	0	0	0	0	0	0	0	0	0	12
13:15	1	2	5	4	0	0	0	0	0	0	0	0	0	12
13:30	0	1	8	1	0	0	0	0	0	0	0	0	0	10
13:45	0	3	2	3	1	0	0	0	0	0	0	0	0	9
14:00	1	2	4	2	0	1	0	0	0	0	0	0	0	10
14:15	2	3	8	1	0	0	0	0	0	0	0	0	0	14
14:30	6	5	2	3	0	0	0	0	0	0	0	0	0	16
14:45	8	4	5	0	0	0	0	0	0	0	0	0	0	17
15:00	24	22	11	0	0	0	0	0	0	0	0	0	0	57
15:15	4	3	7	3	1	0	0	0	0	0	0	0	0	18
15:30	1	2	6	4	0	0	0	0	0	0	0	0	0	13
15:45	0	1	8	1	0	0	0	0	0	0	0	0	0	10
16:00	5	3	7	0	0	0	0	0	0	0	0	0	0	15
16:15	3	2	10	2	1	0	0	0	0	0	0	0	0	18
16:30	2	3	5	4	0	0	0	0	0	0	0	0	0	14
16:45	1	2	1	0	0	0	0	0	0	0	0	0	0	4
17:00	0	3	7	4	0	0	0	0	0	0	0	0	0	14
17:15	3	1	7	2	1	0	0	0	0	0	0	0	0	14
17:30	1	2	2	1	0	1	0	0	0	0	0	0	0	7
17:45	2	0	4	6	0	0	0	0	0	0	0	0	0	12
18:00	1	0	4	0	0	0	0	0	0	0	0	0	0	5
18:15	0	1	1	3	0	0	0	0	0	0	0	0	0	5
18:30	0	1	2	1	0	0	0	0	0	0	0	0	0	5
18:45	0	0	2	6	0	0	0	0	0	0	0	0	0	8
19:00	0	0	3	7	1	0	0	0	0	0	0	0	0	11
19:15	1	0	4	0	0	0	0	0	0	0	0	0	0	5
19:30	1	1	2	1	0	0	0	0	0	0	0	0	0	5
19:45	0	0	1	2	0	0	0	0	0	0	0	0	0	3
20:00	0	0	2	2	0	0	0	0	0	0	0	0	0	4
20:15	0	0	1	1	0	0	0	0	0	0	0	0	0	2
20:30	0	1	0	2	0	0	0	0	0	0	0	0	0	3
20:45	0	0	2	2	0	0	0	0	0	0	0	0	0	5
21:00	0	2	1	1	0	0	0	0	0	0	0	0	0	4
21:15	0	0	3	0	0	0	0	0	0	0	0	0	0	3
21:30	0	1	1	0	0	0	0	0	0	0	0	0	0	3
21:45	0	0	2	0	1	0	0	0	0	0	0	0	0	3
22:00	0	1	1	0	0	0	0	0	0	0	0	0	0	2
22:15	0	0	1	0	0	0	0	0	0	0	0	0	0	3
22:30	0	0	0	1	0	0	0	0	0	0	0	0	0	1
22:45	0	0	3	0	0	0	0	0	0	0	0	0	0	3
23:00	0	0	1	0	0	0	0	0	0	0	0	0	0	1
23:15	0	0	0	0	0	0	0	0	0	0	0	0	0	0
23:30	0	0	0	0	0	0	0	0	0	0	0	0	0	0
23:45	0	0	0	0	0	0	0	0	0	0	0	0	0	0
All Classes	122	117	316	174	10	1	0	0	0	0	0	0	0	742
% of Totals	16%	16%	43%	24%	1%	0%	0%	0%	0%	0%	0%	0%	0%	100%

AM Volumes	50	100	127	40	0	0	0	0	0	0	0	0	0	323		
% AMH	7%	13%	17%	5%										43%		
AM Peak Hour Volume	7:40	7:15	7:30	7:30										7:30		
	50	62	34	10										154		
PM Volumes	80	87	182	10	1	0	0	0	0	0	0	0	0	591		
% PM	9%	12%	24%	1%	0%	0%	0%	0%	0%	0%	0%	0%	0%	57%		
PM Peak Hour Volume	14:30	14:15	15:00	18:15	16:45	13:15								14:30		
	42	31	32	17	2									108		
Directional Peak Periods	AM 7-9				NOON 12-2				PM 4-6				Off Peak Volumes			
All Classes	Volume 191 ↔ 25%				Volume 94 ↔ 12%				Volume 98 ↔ 13%				Volume 371 ↔ 49%			

Street Name	Direction	15th	50th	Average	85th	95th	ADT
W Oak St	East Bound	14	21	20	26	29	754
W Oak St	West Bound	15	21	20	25	28	723

SPEED

W Oak St Bet. S Virginia Ave & S Lomita St

Day: Wednesday
Date: 1/19/2022

City: Burbank
Project #: CA22_020022_028w

West Bound

Time	<15	15-19	20-24	25-29	30-34	35-39	40-44	45-49	50-54	55-59	60-64	65-69	70+	Total
0:00 AM	0	0	0	0	0	0	0	0	0	0	0	0	0	0
0:15	0	0	0	0	0	0	0	0	0	0	0	0	0	0
0:30	0	0	0	0	0	0	0	0	0	0	0	0	0	0
0:45	0	0	0	0	0	0	0	0	0	0	0	0	0	0
1:00	0	0	0	0	0	0	0	0	0	0	0	0	0	0
1:15	0	0	0	0	0	0	0	0	0	0	0	0	0	0
1:30	0	1	0	0	0	0	0	0	0	0	0	0	0	1
1:45	0	0	0	0	0	0	0	0	0	0	0	0	0	0
2:00	0	0	1	1	0	0	0	0	0	0	0	0	0	2
2:15	0	0	0	0	0	0	0	0	0	0	0	0	0	0
2:30	0	0	0	0	0	0	0	0	0	0	0	0	0	0
2:45	0	0	0	0	0	0	0	0	0	0	0	0	0	0
3:00	0	0	0	0	0	0	0	0	0	0	0	0	0	0
3:15	0	0	0	0	0	0	0	0	0	0	0	0	0	0
3:30	0	0	0	0	0	0	0	0	0	0	0	0	0	0
3:45	0	0	0	0	0	0	0	0	0	0	0	0	0	0
4:00	0	0	0	0	0	0	0	0	0	0	0	0	0	0
4:15	0	0	0	0	0	0	0	0	0	0	0	0	0	0
4:30	0	0	0	0	0	0	0	0	0	0	0	0	0	0
4:45	0	0	0	0	0	0	0	0	0	0	0	0	0	0
5:00	0	0	0	0	0	0	0	0	0	0	0	0	0	0
5:15	0	1	2	0	0	0	0	0	0	0	0	0	0	3
5:30	0	0	0	0	0	0	0	0	0	0	0	0	0	0
5:45	0	0	0	1	0	0	0	0	0	0	0	0	0	1
6:00	0	0	1	1	0	0	0	0	0	0	0	0	0	2
6:15	2	2	2	0	0	0	0	0	0	0	0	0	0	6
6:30	0	1	0	0	0	0	0	0	0	0	0	0	0	1
6:45	0	5	3	1	0	0	0	0	0	0	0	0	0	9
7:00	0	2	7	0	0	0	0	0	0	0	0	0	0	9
7:15	3	2	6	2	0	0	0	0	0	0	0	0	0	13
7:30	18	12	7	0	0	0	0	0	0	0	0	0	0	37
7:45	19	10	3	1	1	0	0	0	0	0	0	0	0	34
8:00	0	6	7	0	1	0	0	0	0	0	0	0	0	14
8:15	2	4	6	1	0	0	0	0	0	0	0	0	0	13
8:30	0	6	5	2	0	0	0	0	0	0	0	0	0	13
8:45	1	2	1	0	0	0	0	0	0	0	0	0	0	4
9:00	0	0	3	2	0	0	0	0	0	0	0	0	0	5
9:15	0	1	3	3	0	0	0	0	0	0	0	0	0	7
9:30	0	3	2	0	0	0	0	0	0	0	0	0	0	5
9:45	0	0	5	3	0	0	0	0	0	0	0	0	0	8
10:00	0	0	5	1	0	0	0	0	0	0	0	0	0	6
10:15	0	3	4	1	0	0	0	0	0	0	0	0	0	8
10:30	0	5	2	3	0	0	0	0	0	0	0	0	0	10
10:45	0	2	6	1	1	0	0	0	0	0	0	0	0	10
11:00	3	5	3	0	0	0	0	0	0	0	0	0	0	11
11:15	2	1	3	1	0	0	0	0	0	0	0	0	0	7
11:30	1	4	4	0	0	0	0	0	0	0	0	0	0	9
11:45	0	4	4	3	0	0	0	0	0	0	0	0	0	11
12:00 PM	1	4	5	0	0	0	0	0	0	0	0	0	0	10
12:15	0	3	4	2	0	0	0	0	0	0	0	0	0	9
12:30	0	4	6	0	0	0	0	0	0	0	0	0	0	10
12:45	0	3	9	2	0	0	0	0	0	0	0	0	0	14
13:00	0	5	2	2	0	0	0	0	0	0	0	0	0	9
13:15	1	2	7	0	0	0	0	0	0	0	0	0	0	10
13:30	0	3	8	1	0	0	0	0	0	0	0	0	0	12
13:45	0	4	5	0	0	0	0	0	0	0	0	0	0	9
14:00	1	3	9	1	0	0	0	0	0	0	0	0	0	14
14:15	0	5	4	1	0	0	0	0	0	0	0	0	0	10
14:30	4	19	9	1	0	0	0	0	0	0	0	0	0	33
14:45	5	9	5	2	0	0	0	0	0	0	0	0	0	21
15:00	11	10	5	0	0	0	0	0	0	0	0	0	0	26
15:15	0	2	10	2	0	0	0	0	0	0	0	0	0	14
15:30	0	0	11	1	0	0	0	0	0	0	0	0	0	12
15:45	6	3	6	1	0	0	0	0	0	0	0	0	0	16
16:00	2	7	7	2	0	0	0	0	0	0	0	0	0	18
16:15	1	6	8	1	0	0	0	0	0	0	0	0	0	16
16:30	0	4	6	4	0	0	0	0	0	0	0	0	0	14
16:45	2	3	7	2	0	0	0	0	0	0	0	0	0	14
17:00	0	2	10	0	0	0	0	0	0	0	0	0	0	12
17:15	0	3	11	1	0	0	0	0	0	0	0	0	0	15
17:30	0	4	4	4	0	0	0	0	0	0	0	0	0	12
17:45	0	10	6	1	0	0	0	0	0	0	0	0	0	17
18:00	0	1	7	1	0	0	0	0	0	0	0	0	0	9
18:15	0	2	6	4	0	0	0	0	0	0	0	0	0	12
18:30	0	0	10	2	0	0	0	0	0	0	0	0	0	12
18:45	0	3	3	1	0	0	0	0	0	0	0	0	0	7
19:00	0	2	3	3	0	0	0	0	0	0	0	0	0	8
19:15	0	2	3	3	1	0	0	0	0	0	0	0	0	9
19:30	0	0	1	2	0	0	0	0	0	0	0	0	0	3
19:45	0	0	2	2	0	0	0	0	0	0	0	0	0	4
20:00	0	0	6	1	0	0	0	0	0	0	0	0	0	7
20:15	0	2	3	1	0	0	0	0	0	0	0	0	0	6
20:30	0	2	6	1	0	0	0	0	0	0	0	0	0	9
20:45	0	0	3	0	0	0	0	0	0	0	0	0	0	3
21:00	0	0	4	0	0	0	0	0	0	0	0	0	0	4
21:15	0	1	2	0	0	0	0	0	0	0	0	0	0	3
21:30	2	1	1	1	0	0	0	0	0	0	0	0	0	5
21:45	0	2	2	0	0	0	0	0	0	0	0	0	0	4
22:00	0	1	3	0	0	0	0	0	0	0	0	0	0	4
22:15	0	0	3	0	0	0	0	0	0	0	0	0	0	3
22:30	0	0	2	0	0	0	0	0	0	0	0	0	0	2
22:45	0	1	0	0	0	0	0	0	0	0	0	0	0	1
23:00	0	0	0	1	0	0	0	0	0	0	0	0	0	1
23:15	0	0	0	0	0	0	0	0	0	0	0	0	0	0
23:30	0	0	0	0	0	0	0	0	0	0	0	0	0	0
23:45	0	0	1	0	0	0	0	0	0	0	0	0	0	1
Grand Totals	17	225	177	63	6									172
% of Totals	12%	31%	45%	11%	1%									100%

AM Volumes	51	82	95	28	3	0	0	0	0	0	0	0	0	259
% AMH	7%	11%	13%	4%	0%									36%
AM Peak Hour	7:30	7:30	6:45	9:00	7:15									7:33
Volume	40	32	23	8	2									88
PM Volumes	26	148	232	52	1	0	0	0	0	0	0	0	0	469
% PMH	5%	20%	32%	7%	0%									64%
PM Peak Hour	14:15	14:15	15:15	17:30	18:30									14:30
Volume	29	63	31	20	1									94
Directional Peak Periods	AM 7-9				NOON 12-2			PM 4-6			Off Peak Volumes			
All Classes	Volume		%	Volume		%	Volume		%	Volume		%		
	137	↔	19%	83	↔	11%	118	↔	16%	385	↔	53%		

Street Name	Direction	15th	50th	Average	85th	95th	ADT
W Oak St	East Bound	14	21	20	26	29	754
W Oak St	West Bound	15	21	20	25	28	723

SPEED

W Oak St Bet. S Virginia Ave & S Lomita St

Day: Wednesday

Date: 1/19/2022

City: Burbank

Project #: CA22_020022_028e

East Bound

Time	< 15	15 - 19	20 - 24	25 - 29	30 - 34	35 - 39	40 - 44	45 - 49	50 - 54	55 - 59	60 - 64	65 - 69	70 +	Total
0:00 AM	0	0	0	0	0	0	0	0	0	0	0	0	0	0
1:00	0	0	0	0	0	0	0	0	0	0	0	0	0	0
2:00	0	0	1	1	0	0	0	0	0	0	0	0	0	2
3:00	0	0	0	0	0	0	0	0	0	0	0	0	0	0
4:00	0	0	0	0	0	0	0	0	0	0	0	0	0	0
5:00	0	0	3	3	0	0	0	0	0	0	0	0	0	6
6:00	1	6	13	4	0	0	0	0	0	0	0	0	0	24
7:00	50	54	24	6	0	0	0	0	0	0	0	0	0	134
8:00	0	19	29	9	0	0	0	0	0	0	0	0	0	57
9:00	1	2	20	9	0	0	0	0	0	0	0	0	0	32
10:00	1	11	13	4	0	0	0	0	0	0	0	0	0	29
11:00	3	8	24	4	0	0	0	0	0	0	0	0	0	39
12:00 PM	0	12	30	8	1	0	0	0	0	0	0	0	0	51
13:00	1	9	21	11	1	0	0	0	0	0	0	0	0	43
14:00	17	14	19	6	0	1	0	0	0	0	0	0	0	57
15:00	29	28	32	8	1	0	0	0	0	0	0	0	0	98
16:00	11	10	23	6	1	0	0	0	0	0	0	0	0	51
17:00	6	6	20	13	2	0	0	0	0	0	0	0	0	47
18:00	1	2	9	10	1	0	0	0	0	0	0	0	0	23
19:00	2	1	10	10	1	0	0	0	0	0	0	0	0	24
20:00	0	1	5	7	1	0	0	0	0	0	0	0	0	14
21:00	0	3	7	2	1	0	0	0	0	0	0	0	0	13
22:00	0	1	5	3	0	0	0	0	0	0	0	0	0	9
23:00	0	0	1	0	0	0	0	0	0	0	0	0	0	1
Totals	123	187	309	124	10	1								754
% of Totals	16%	25%	41%	16%	1%	0%								100%

AM Volumes	56	100	127	40	0	0	0	0	0	0	0	0	0	323		
% AM	7%	13%	17%	5%										43%		
AM Peak Hour	7:00	7:00	8:00	8:00										7:00		
Volume	50	54	29	9										134		
PM Volumes	67	87	182	84	10	1	0	0	0	0	0	0	0	431		
% PM	9%	12%	24%	11%	1%	0%								57%		
PM Peak Hour	15:00	15:00	15:00	17:00	17:00	14:00								15:00		
Volume	29	28	32	13	2	1								98		
Directional Peak Periods		AM 7-9				NOON 12-2				PM 4-6				Off Peak Volumes		
All Speeds		Volume	↔		%	Volume	↔		%	Volume	↔		%	Volume	↔	
		191			25%	94			12%	98			13%	371		

Street Name	Direction	Percentiles					
		15th	50th	Average	85th	95th	ADT
W Oak St	East Bound	14	21	20	26	29	754
W Oak St	West Bound	15	21	20	25	28	723

SPEED

W Oak St Bet. S Virginia Ave & S Lomita St

Day: Wednesday

Date: 1/19/2022

City: Burbank

Project #: CA22_020022_028w

West Bound

Time	< 15	15 - 19	20 - 24	25 - 29	30 - 34	35 - 39	40 - 44	45 - 49	50 - 54	55 - 59	60 - 64	65 - 69	70 +	Total
0:00 AM	0	0	0	0	0	0	0	0	0	0	0	0	0	0
1:00	0	1	0	0	0	0	0	0	0	0	0	0	0	1
2:00	0	0	1	1	0	0	0	0	0	0	0	0	0	2
3:00	0	0	0	0	0	0	0	0	0	0	0	0	0	0
4:00	0	0	0	0	0	0	0	0	0	0	0	0	0	0
5:00	0	1	2	1	0	0	0	0	0	0	0	0	0	4
6:00	2	8	6	2	0	0	0	0	0	0	0	0	0	18
7:00	40	26	23	3	1	0	0	0	0	0	0	0	0	93
8:00	3	18	19	3	1	0	0	0	0	0	0	0	0	44
9:00	0	4	13	8	0	0	0	0	0	0	0	0	0	25
10:00	0	10	17	6	1	0	0	0	0	0	0	0	0	34
11:00	6	14	14	4	0	0	0	0	0	0	0	0	0	38
12:00 PM	1	14	24	4	0	0	0	0	0	0	0	0	0	43
13:00	1	14	22	3	0	0	0	0	0	0	0	0	0	40
14:00	10	36	27	5	0	0	0	0	0	0	0	0	0	78
15:00	17	15	32	4	0	0	0	0	0	0	0	0	0	68
16:00	5	20	28	9	0	0	0	0	0	0	0	0	0	62
17:00	0	19	31	6	0	0	0	0	0	0	0	0	0	56
18:00	0	6	26	8	0	0	0	0	0	0	0	0	0	40
19:00	0	6	9	8	1	0	0	0	0	0	0	0	0	24
20:00	0	7	15	3	0	0	0	0	0	0	0	0	0	25
21:00	2	4	9	1	0	0	0	0	0	0	0	0	0	16
22:00	0	2	8	0	0	0	0	0	0	0	0	0	0	10
23:00	0	0	1	1	0	0	0	0	0	0	0	0	0	2
Totals	87	225	327	80	4									723
% of Totals	12%	31%	45%	11%	1%									100%

AM Volumes	51	82	95	28	3	0	0	0	0	0	0	0	0	259
% AM	7%	11%	13%	4%	0%									36%
AM Peak Hour	7:00	7:00	7:00	9:00	7:00									7:00
Volume	40	26	23	8	1									93
PM Volumes	36	143	232	52	1	0	0	0	0	0	0	0	0	464
% PM	5%	20%	32%	7%	0%									64%
PM Peak Hour	15:00	14:00	15:00	16:00	19:00									14:00
Volume	17	36	32	9	1									78
Directional Peak Periods		AM 7-9			NOON 12-2			PM 4-6			Off Peak Volumes			
All Speeds		Volume			Volume			Volume			Volume			
		137	↔	19%	83	↔	11%	118	↔	16%	385	↔	53%	

Street Name	Direction	Percentiles					
		15th	50th	Average	85th	95th	ADT
W Oak St	East Bound	14	21	20	26	29	754
W Oak St	West Bound	15	21	20	25	28	723

SPEED

W Oak St Bet. S Virginia Ave & S Lomita St

Day: Wednesday

Date: 1/19/2022

City: Burbank

Project #: CA22_020022_028

Summary

Time	< 15	15 - 19	20 - 24	25 - 29	30 - 34	35 - 39	40 - 44	45 - 49	50 - 54	55 - 59	60 - 64	65 - 69	70 +	Total
0:00 AM	0	0	0	0	0	0	0	0	0	0	0	0	0	0
1:00	0	1	0	0	0	0	0	0	0	0	0	0	0	1
2:00	0	0	2	2	0	0	0	0	0	0	0	0	0	4
3:00	0	0	0	0	0	0	0	0	0	0	0	0	0	0
4:00	0	0	0	0	0	0	0	0	0	0	0	0	0	0
5:00	0	1	5	4	0	0	0	0	0	0	0	0	0	10
6:00	3	14	19	6	0	0	0	0	0	0	0	0	0	42
7:00	90	80	47	9	1	0	0	0	0	0	0	0	0	227
8:00	3	37	48	12	1	0	0	0	0	0	0	0	0	101
9:00	1	6	33	17	0	0	0	0	0	0	0	0	0	57
10:00	1	21	30	10	1	0	0	0	0	0	0	0	0	63
11:00	9	22	38	8	0	0	0	0	0	0	0	0	0	77
12:00 PM	1	26	54	12	1	0	0	0	0	0	0	0	0	94
13:00	2	23	43	14	1	0	0	0	0	0	0	0	0	83
14:00	27	50	46	11	0	1	0	0	0	0	0	0	0	135
15:00	46	43	64	12	1	0	0	0	0	0	0	0	0	166
16:00	16	30	51	15	1	0	0	0	0	0	0	0	0	113
17:00	6	25	51	19	2	0	0	0	0	0	0	0	0	103
18:00	1	8	35	18	1	0	0	0	0	0	0	0	0	63
19:00	2	7	19	18	2	0	0	0	0	0	0	0	0	48
20:00	0	8	20	10	1	0	0	0	0	0	0	0	0	39
21:00	2	7	16	3	1	0	0	0	0	0	0	0	0	29
22:00	0	3	13	3	0	0	0	0	0	0	0	0	0	19
23:00	0	0	2	1	0	0	0	0	0	0	0	0	0	3
Totals	210	412	636	204	14	1								1477
% of Totals	14%	28%	43%	14%	1%	0%								100%

AM Volumes	107	182	222	68	3	0	0	0	0	0	0	0	0	582		
% AM	7%	12%	15%	5%	0%									39%		
AM Peak Hour	7:00	7:00	8:00	9:00	7:00									7:00		
Volume	90	80	48	17	1									227		
PM Volumes	103	230	414	136	11	1	0	0	0	0	0	0	0	895		
% PM	7%	16%	28%	9%	1%	0%								61%		
PM Peak Hour	15:00	14:00	15:00	17:00	17:00	14:00								15:00		
Volume	46	50	64	19	2	1								166		
Directional Peak Periods		AM 7-9				NOON 12-2				PM 4-6				Off Peak Volumes		
All Speeds		Volume	↔		%	Volume	↔		%	Volume	↔		%	Volume	↔	
		328			22%	177			12%	216			15%	756		

Street Name	Direction	Percentiles					
		15th	50th	Average	85th	95th	ADT
W Oak St	Summary	15	21	20	25	29	1477

VOLUME

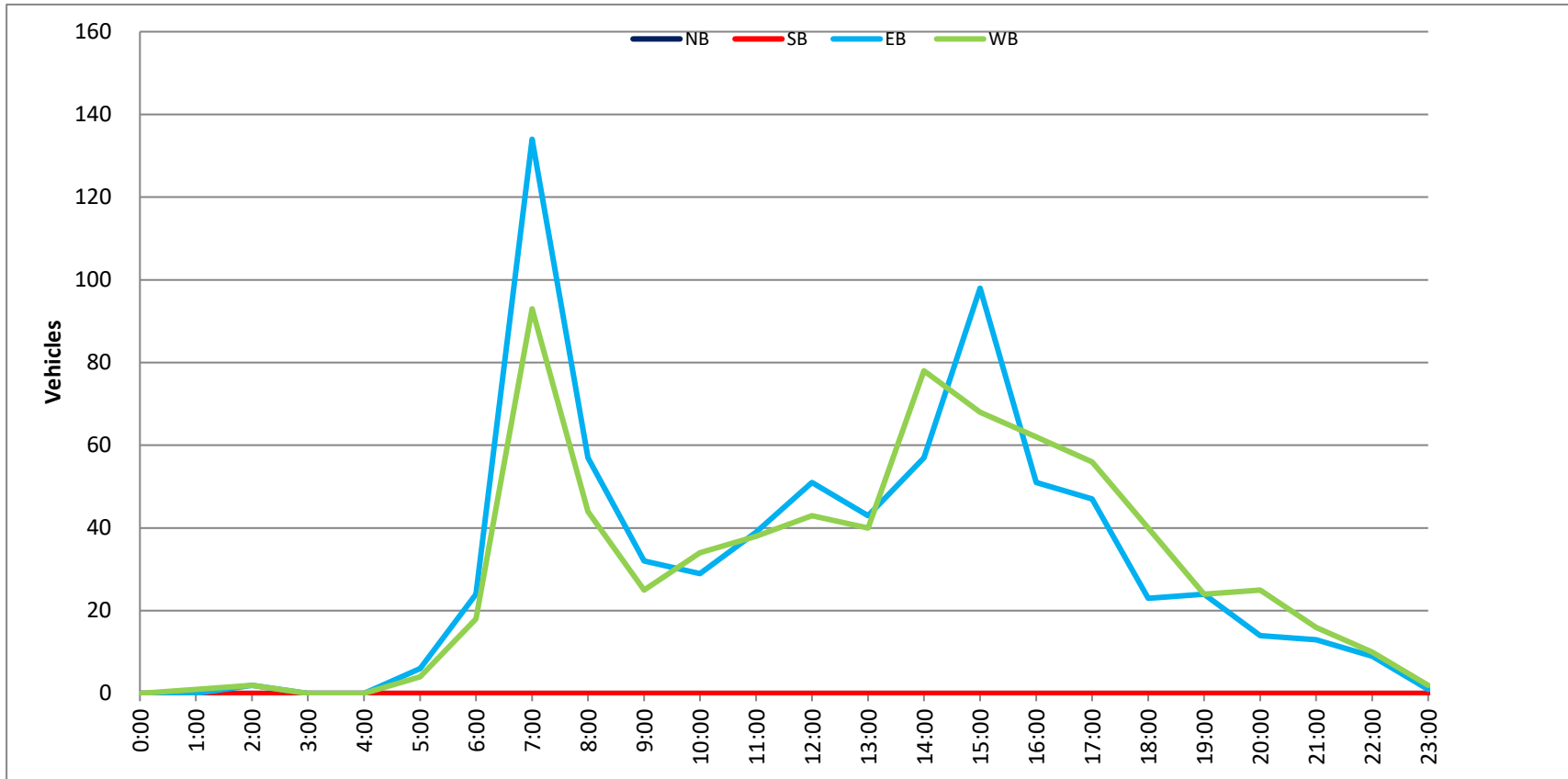
W Oak St Bet. S Virginia Ave & S Lomita St

Day: Wednesday
 Date: 1/19/2022

City: Burbank
 Project #: CA22_020022_028

DAILY TOTALS					NB	SB	EB	WB	Total				
					0	0	754	723	1,477				
AM Period	NB	SB	EB	WB	TOTAL		PM Period	NB	SB	EB	WB	TOTAL	
0:00	0	0	0	0			12:00	0	0	10	10	20	
0:15	0	0	0	0			12:15	0	0	16	9	25	
0:30	0	0	0	0			12:30	0	0	12	10	22	
0:45	0	0	0	0			12:45	0	0	13	51	14	43
1:00	0	0	0	0			13:00	0	0	12	9	21	
1:15	0	0	0	0			13:15	0	0	12	10	22	
1:30	0	0	0	1	1		13:30	0	0	10	12	22	
1:45	0	0	0	0	1	1	13:45	0	0	9	43	9	40
2:00	0	0	0	2	2		14:00	0	0	10	14	24	
2:15	0	0	0	0			14:15	0	0	14	10	24	
2:30	0	0	1	0	1		14:30	0	0	16	33	49	
2:45	0	0	1	2	0	2	14:45	0	0	17	57	21	78
3:00	0	0	0	0			15:00	0	0	57	26	83	
3:15	0	0	0	0			15:15	0	0	18	14	32	
3:30	0	0	0	0			15:30	0	0	13	12	25	
3:45	0	0	0	0			15:45	0	0	10	98	16	68
4:00	0	0	0	0			16:00	0	0	15	18	33	
4:15	0	0	0	0			16:15	0	0	18	16	34	
4:30	0	0	0	0			16:30	0	0	14	14	28	
4:45	0	0	0	0			16:45	0	0	4	51	14	62
5:00	0	0	0	0			17:00	0	0	14	12	26	
5:15	0	0	2	3	5		17:15	0	0	14	15	29	
5:30	0	0	3	0	3		17:30	0	0	7	12	19	
5:45	0	0	1	6	1	4	17:45	0	0	12	47	17	56
6:00	0	0	1	2	3		18:00	0	0	5	9	14	
6:15	0	0	3	6	9		18:15	0	0	5	12	17	
6:30	0	0	9	1	10		18:30	0	0	5	12	17	
6:45	0	0	11	24	9	18	18:45	0	0	8	23	7	40
7:00	0	0	3	9	12		19:00	0	0	11	8	19	
7:15	0	0	13	13	26		19:15	0	0	5	9	14	
7:30	0	0	38	37	75		19:30	0	0	5	3	8	
7:45	0	0	80	134	34	93	19:45	0	0	3	24	4	24
8:00	0	0	17	14	31		20:00	0	0	4	7	11	
8:15	0	0	19	13	32		20:15	0	0	2	6	8	
8:30	0	0	9	13	22		20:30	0	0	3	9	12	
8:45	0	0	12	57	4	44	20:45	0	0	5	14	3	25
9:00	0	0	6	5	11		21:00	0	0	4	4	8	
9:15	0	0	9	7	16		21:15	0	0	3	3	6	
9:30	0	0	8	5	13		21:30	0	0	3	5	8	
9:45	0	0	9	32	8	25	21:45	0	0	3	13	4	16
10:00	0	0	8	6	14		22:00	0	0	2	4	6	
10:15	0	0	4	8	12		22:15	0	0	3	3	6	
10:30	0	0	9	10	19		22:30	0	0	1	2	3	
10:45	0	0	8	29	10	34	22:45	0	0	3	9	1	10
11:00	0	0	9	11	20		23:00	0	0	1	1	2	
11:15	0	0	8	7	15		23:15	0	0	0	0		
11:30	0	0	11	9	20		23:30	0	0	0	0		
11:45	0	0	11	39	11	38	23:45	0	0	0	1	1	2
TOTALS			323	259	582		TOTALS			431	464	895	
SPLIT %			55.5%	44.5%	39.4%		SPLIT %			48.2%	51.8%	60.6%	

DAILY TOTALS					NB	SB	EB	WB	Total		
					0	0	754	723	1,477		
AM Peak Hour			7:30	7:15	7:30	PM Peak Hour			14:30	14:30	14:30
AM Pk Volume			154	98	252	PM Pk Volume			108	94	202
Pk Hr Factor			0.481	0.662	0.553	Pk Hr Factor			0.474	0.712	0.608
7 - 9 Volume	0	0	191	137	328	4 - 6 Volume	0	0	98	118	216
7 - 9 Peak Hour			7:30	7:15	7:30	4 - 6 Peak Hour			16:00	16:00	16:00
7 - 9 Pk Volume	0	0	154	98	252	4 - 6 Pk Volume	0	0	51	62	113
Pk Hr Factor	0.000	0.000	0.481	0.662	0.553	Pk Hr Factor	0.000	0.000	0.708	0.861	0.831



SPEED

W Oak St Bet. S Virginia Ave & S Lomita St

Day: Thursday
Date: 1/20/2022

City: Burbank
Project #: CA22_020022_028e

East Bound

Time	<15	15-19	20-24	25-29	30-34	35-39	40-44	45-49	50-54	55-59	60-64	65-69	70+	Total		
0:00 AM	0	0	0	0	0	0	0	0	0	0	0	0	0	0		
0:15	0	0	0	0	0	0	0	0	0	0	0	0	0	1		
0:30	0	0	0	0	0	0	0	0	0	0	0	0	0	0		
0:45	0	0	1	1	0	0	0	0	0	0	0	0	0	2		
1:00	0	0	0	0	0	0	0	0	0	0	0	0	0	0		
1:15	0	0	0	1	0	0	0	0	0	0	0	0	0	1		
1:30	0	0	0	0	0	0	0	0	0	0	0	0	0	0		
1:45	0	0	0	0	0	0	0	0	0	0	0	0	0	0		
2:00	0	0	0	0	0	0	0	0	0	0	0	0	0	0		
2:15	0	0	1	0	0	0	0	0	0	0	0	0	0	1		
2:30	0	0	0	0	0	0	0	0	0	0	0	0	0	0		
2:45	0	0	0	0	0	0	0	0	0	0	0	0	0	0		
3:00	0	0	0	0	0	0	0	0	0	0	0	0	0	0		
3:15	0	0	0	0	1	0	0	0	0	0	0	0	0	1		
3:30	0	0	0	1	0	0	0	0	0	0	0	0	0	1		
3:45	0	0	1	0	0	0	0	0	0	0	0	0	0	1		
4:00	0	0	0	0	0	0	0	0	0	0	0	0	0	0		
4:15	0	0	0	0	0	0	0	0	0	0	0	0	0	0		
4:30	0	0	0	0	0	0	0	0	0	0	0	0	0	0		
4:45	0	0	0	0	0	0	0	0	0	0	0	0	0	0		
5:00	0	0	0	0	0	0	0	0	0	0	0	0	0	0		
5:15	0	0	1	1	0	0	0	0	0	0	0	0	0	2		
5:30	0	0	1	2	0	0	0	0	0	0	0	0	0	3		
5:45	0	0	0	0	0	0	0	0	0	0	0	0	0	0		
6:00	0	3	3	0	1	0	0	0	0	0	0	0	0	4		
6:15	1	0	1	0	0	0	0	0	0	0	0	0	0	2		
6:30	0	3	2	0	1	0	0	0	0	0	0	0	0	6		
6:45	0	2	3	2	0	0	0	0	0	0	0	0	0	7		
7:00	0	1	6	1	0	0	0	0	0	0	0	0	0	8		
7:15	0	3	1	5	0	0	0	0	3	0	0	0	0	9		
7:30	11	14	10	5	1	0	0	0	0	0	0	0	0	41		
7:45	28	23	11	2	0	0	0	0	0	0	0	0	0	64		
8:00	1	7	12	5	0	0	0	0	0	0	0	0	0	25		
8:15	0	1	11	5	2	0	0	0	0	0	0	0	0	19		
8:30	0	1	8	2	0	0	0	0	0	0	0	0	0	11		
8:45	0	1	1	2	0	0	0	0	0	0	0	0	0	4		
9:00	1	1	5	2	0	0	0	0	0	0	0	0	0	9		
9:15	0	1	0	2	0	0	0	0	0	0	0	0	0	3		
9:30	0	1	3	1	0	0	0	0	0	0	0	0	0	5		
9:45	1	0	2	2	1	0	0	0	0	0	0	0	0	6		
10:00	0	0	3	3	1	0	0	0	0	0	0	0	0	7		
10:15	0	1	2	0	0	0	0	0	0	0	0	0	0	3		
10:30	0	3	4	1	0	0	0	0	0	0	0	0	0	8		
10:45	4	0	3	1	0	0	0	0	0	0	0	0	0	8		
11:00	1	1	3	3	0	0	0	0	0	0	0	0	0	8		
11:15	1	2	6	4	0	0	0	0	0	0	0	0	0	13		
11:30	1	1	4	0	0	0	0	0	0	0	0	0	0	6		
11:45	0	4	3	3	1	0	0	0	0	0	0	0	0	11		
12:00 PM	0	0	5	3	2	0	0	0	0	0	0	0	0	10		
12:15	0	1	5	4	0	0	0	0	0	0	0	0	0	10		
12:30	0	3	7	3	0	0	0	0	0	0	0	0	0	13		
12:45	0	0	5	3	0	0	0	0	0	0	0	0	0	8		
13:00	0	2	8	4	0	0	0	0	0	0	0	0	0	14		
13:15	0	2	3	4	0	0	0	0	0	0	0	0	0	9		
13:30	0	0	4	5	0	0	0	0	0	0	0	0	0	9		
13:45	0	2	5	2	0	0	0	0	0	0	0	0	0	9		
14:00	0	1	4	5	0	1	0	0	0	0	0	0	0	11		
14:15	1	3	4	8	1	0	0	0	0	0	0	0	0	17		
14:30	5	2	7	1	1	0	0	0	0	0	0	0	0	16		
14:45	9	4	4	0	0	0	0	0	0	0	0	0	0	17		
15:00	27	23	7	0	0	0	0	0	0	0	0	0	0	57		
15:15	4	2	7	7	3	0	0	0	0	0	0	0	0	23		
15:30	3	1	2	4	0	0	0	0	0	0	0	0	0	10		
15:45	0	3	10	1	0	0	0	0	0	0	0	0	0	14		
16:00	6	3	7	5	0	0	0	0	0	0	0	0	0	21		
16:15	1	1	9	0	0	0	0	0	0	0	0	0	0	11		
16:30	0	4	4	3	0	0	0	0	0	0	0	0	0	11		
16:45	1	0	8	6	0	0	0	0	0	0	0	0	0	15		
17:00	1	9	7	4	0	0	0	0	0	0	0	0	0	21		
17:15	1	4	9	1	0	0	0	0	0	0	0	0	0	15		
17:30	0	3	7	1	0	0	0	0	0	0	0	0	0	11		
17:45	0	0	3	2	1	0	0	0	0	0	0	0	0	6		
18:00	1	1	3	3	1	0	0	0	0	0	0	0	0	9		
18:15	2	0	7	2	0	0	0	0	0	0	0	0	0	11		
18:30	9	5	2	0	1	0	0	0	0	0	0	0	0	17		
18:45	0	0	2	4	0	0	0	0	0	0	0	0	0	6		
19:00	0	0	1	6	0	0	0	0	0	0	0	0	0	7		
19:15	0	0	0	2	0	0	0	0	0	0	0	0	0	2		
19:30	0	0	1	4	1	0	0	0	0	0	0	0	0	6		
19:45	0	1	1	3	0	0	0	0	0	0	0	0	0	5		
20:00	0	0	6	1	0	0	0	0	0	0	0	0	0	7		
20:15	0	1	3	1	0	0	0	0	0	0	0	0	0	5		
20:30	0	1	1	2	1	0	0	0	0	0	0	0	0	5		
20:45	0	0	2	1	2	3	0	0	0	0	0	0	0	8		
21:00	0	0	0	1	0	0	0	0	0	0	0	0	0	1		
21:15	0	0	0	3	1	0	0	0	0	0	0	0	0	4		
21:30	0	1	1	0	2	0	0	0	0	0	0	0	0	4		
21:45	0	0	0	1	0	0	0	0	0	0	0	0	0	1		
22:00	0	1	0	1	0	0	0	0	0	0	0	0	0	2		
22:15	0	0	1	0	0	0	0	0	0	0	0	0	0	1		
22:30	0	0	1	0	0	0	0	0	0	0	0	0	0	1		
22:45	0	0	0	0	2	0	0	0	0	0	0	0	0	2		
23:00	0	0	1	0	0	0	0	0	0	0	0	0	0	1		
23:15	0	0	0	0	0	0	0	0	0	0	0	0	0	0		
23:30	0	0	0	1	0	0	0	0	0	0	0	0	0	1		
23:45	0	0	0	0	0	0	0	0	0	0	0	0	0	0		
All Counts	121	117	218	170	23	2								774		
% of Totals	16%	15%	28%	22%	3%	0%								100%		
AM Volumes	50	71	112	57	9	1	0	0	0	0	0	0	0	300		
% AMH	7%	9%	15%	7%	1%	0%								39%		
AM Peak Hour	7:15	7:35	7:30	7:15	7:30									7:30		
Volume	40	47	44	17	3	1								149		
PM Volumes	71	86	149	143	20	0	0	0	0	0	0	0	0	469		
% PM	9%	11%	23%	19%	3%	0%								61%		
PM Peak Hour	14:30	14:15	16:45	13:30	20:45	13:15								14:30		
Volume	45	32	31	20	8									113		
Directional Peak Periods	AM 7-9			NOON 12-2			PM 4-6			Off Peak Volumes						
All Classes	Volume	181	↔	24%	Volume	82	↔	11%	Volume	111	↔	15%	Volume	390	↔	51%
Street Name	Direction	15th		50th		Average		Percentiles		85th		95th		ADT		
W Oak St	East Bound	14		22		21		28		30				764		
W Oak St	West Bound	16		21		21		25		28				734		

SPEED

W Oak St Bet. S Virginia Ave & S Lomita St

Day: Thursday
Date: 1/20/2022

City: Burbank
Project #: CA22_020022_028w

West Bound

Time	<15	15-19	20-24	25-29	30-34	35-39	40-44	45-49	50-54	55-59	60-64	65-69	70+	Total
0:00 AM	0	0	0	0	0	0	0	0	0	0	0	0	0	0
0:15	0	0	1	0	0	0	0	0	0	0	0	0	0	1
0:30	0	0	1	0	0	0	0	0	0	0	0	0	0	1
0:45	0	0	0	0	0	0	0	0	0	0	0	0	0	0
1:00	0	0	0	0	0	0	0	0	0	0	0	0	0	0
1:15	0	0	0	0	0	0	0	0	0	0	0	0	0	0
1:30	0	0	0	0	0	0	0	0	0	0	0	0	0	0
1:45	0	0	0	0	0	0	0	0	0	0	0	0	0	0
2:00	0	0	0	0	0	0	0	0	0	0	0	0	0	0
2:15	0	0	1	0	0	0	0	0	0	0	0	0	0	1
2:30	0	0	0	0	0	0	0	0	0	0	0	0	0	0
2:45	0	0	0	0	0	0	0	0	0	0	0	0	0	0
3:00	0	0	0	0	0	0	0	0	0	0	0	0	0	0
3:15	0	0	0	0	0	0	0	0	0	0	0	0	0	0
3:30	0	0	0	0	0	0	0	0	0	0	0	0	0	0
3:45	0	0	0	0	0	0	0	0	0	0	0	0	0	0
4:00	0	0	0	0	0	0	0	0	0	0	0	0	0	0
4:15	0	0	0	0	0	0	0	0	0	0	0	0	0	0
4:30	0	0	1	0	0	0	0	0	0	0	0	0	0	1
4:45	0	0	0	0	0	0	0	0	0	0	0	0	0	0
5:00	0	0	0	0	0	0	0	0	0	0	0	0	0	0
5:15	1	0	1	0	0	0	0	0	0	0	0	0	0	2
5:30	1	0	0	0	0	0	0	0	0	0	0	0	0	1
5:45	0	0	2	0	0	0	0	0	0	0	0	0	0	2
6:00	0	2	2	1	0	0	0	0	0	0	0	0	0	5
6:15	0	3	1	0	0	0	0	0	0	0	0	0	0	4
6:30	0	0	0	0	0	0	0	0	0	0	0	0	0	0
6:45	0	3	2	2	1	0	0	0	0	0	0	0	0	8
7:00	1	2	7	1	0	0	0	0	0	0	0	0	0	11
7:15	1	0	7	2	0	0	0	0	0	0	0	0	0	10
7:30	11	13	12	1	0	0	0	0	0	0	0	0	0	37
7:45	23	8	5	0	0	1	0	0	0	0	0	0	0	37
8:00	1	4	7	4	0	0	0	0	0	0	0	0	0	16
8:15	0	10	0	0	0	0	0	0	0	0	0	0	0	10
8:30	0	2	2	1	0	0	0	0	0	0	0	0	0	5
8:45	0	0	6	1	0	0	0	0	0	0	0	0	0	7
9:00	1	2	1	2	0	0	0	0	0	0	0	0	0	6
9:15	0	0	3	2	0	0	0	0	0	0	0	0	0	5
9:30	1	5	8	0	0	0	0	0	0	0	0	0	0	14
9:45	0	1	4	1	0	0	0	0	0	0	0	0	0	6
10:00	1	1	4	0	0	0	0	0	0	0	0	0	0	6
10:15	0	3	5	1	0	0	0	0	0	0	0	0	0	9
10:30	1	2	4	1	0	0	0	0	0	0	0	0	0	8
10:45	1	2	4	1	0	0	0	0	0	0	0	0	0	8
11:00	1	2	7	0	0	0	0	0	0	0	0	0	0	10
11:15	0	2	4	1	0	0	0	0	0	0	0	0	0	7
11:30	1	1	10	4	1	0	0	0	0	0	0	0	0	17
11:45	0	2	7	1	0	0	0	0	0	0	0	0	0	11
12:00 PM	0	3	8	1	0	0	0	0	0	0	0	0	0	12
12:15	0	2	5	0	0	0	0	0	0	0	0	0	0	7
12:30	0	0	11	1	0	0	0	0	0	0	0	0	0	12
12:45	0	3	7	4	0	0	0	0	0	0	0	0	0	14
13:00	1	4	6	2	0	0	0	0	0	0	0	0	0	13
13:15	0	2	3	0	0	0	0	0	0	0	0	0	0	5
13:30	0	2	6	4	1	0	0	0	0	0	0	0	0	13
13:45	0	2	2	1	0	0	0	0	0	0	0	0	0	5
14:00	0	1	5	2	0	0	0	0	0	0	0	0	0	8
14:15	0	5	13	2	0	0	0	0	0	0	0	0	0	20
14:30	3	11	11	1	0	0	0	0	0	0	0	0	0	26
14:45	9	9	6	2	0	0	1	0	0	0	0	0	0	27
15:00	15	7	9	0	0	0	1	0	0	0	0	0	0	26
15:15	0	6	10	3	0	0	0	0	0	0	0	0	0	19
15:30	1	5	7	2	0	0	0	0	0	0	0	0	0	15
15:45	0	3	7	3	0	0	0	0	0	0	0	0	0	13
16:00	0	4	5	2	0	0	0	0	0	0	0	0	0	11
16:15	0	1	10	4	0	0	0	0	0	0	0	0	0	15
16:30	1	6	10	2	0	0	0	0	0	0	0	0	0	19
16:45	1	6	9	2	1	0	0	0	0	0	0	0	0	19
17:00	1	5	11	2	0	0	0	0	0	0	0	0	0	19
17:15	0	2	6	2	0	0	0	0	0	0	0	0	0	10
17:30	2	2	9	3	0	0	0	0	0	0	0	0	0	14
17:45	0	4	11	0	1	0	0	0	0	0	0	0	0	16
18:00	0	1	6	1	0	0	0	0	0	0	0	0	0	8
18:15	0	6	3	1	0	0	0	0	0	0	0	0	0	10
18:30	2	11	0	1	0	0	0	0	0	0	0	0	0	14
18:45	0	4	5	0	0	0	0	0	0	0	0	0	0	9
19:00	0	1	4	2	0	0	0	0	0	0	0	0	0	7
19:15	0	2	0	3	0	0	0	0	0	0	0	0	0	5
19:30	0	2	5	0	0	0	0	0	0	0	0	0	0	7
19:45	0	0	4	0	0	0	0	0	0	0	0	0	0	4
20:00	0	1	0	0	0	0	0	0	0	0	0	0	0	1
20:15	0	0	2	0	0	0	0	0	0	0	0	0	0	2
20:30	1	1	3	0	0	0	0	0	0	0	0	0	0	5
20:45	1	1	2	1	0	0	0	0	0	0	0	0	0	5
21:00	0	0	5	0	0	0	0	0	0	0	0	0	0	5
21:15	0	1	4	0	0	0	0	0	0	0	0	0	0	5
21:30	0	1	4	2	0	0	0	0	0	0	0	0	0	7
21:45	0	2	0	0	0	0	0	0	0	0	0	0	0	2
22:00	0	0	0	1	0	0	0	0	0	0	0	0	0	1
22:15	0	1	2	1	0	0	0	0	0	0	0	0	0	4
22:30	0	0	3	1	0	0	0	0	0	0	0	0	0	4
22:45	0	1	0	0	0	0	0	0	0	0	0	0	0	1
23:00	0	0	0	0	0	0	0	0	0	0	0	0	0	0
23:15	0	0	2	0	0	0	0	0	0	0	0	0	0	2
23:30	0	0	0	0	0	0	0	0	0	0	0	0	0	0
23:45	0	0	0	0	0	0	0	0	0	0	0	0	0	0
ADT Totals	14	11	16	6	0	1	2	0	0	0	0	0	0	74
% of Totals	19%	15%	22%	8%	0%	1%	3%	0%	0%	0%	0%	0%	0%	100%

AM Volumes	40	60	120	27	3	1	0	0	0	0	0	0	0	268
% AM	6%	8%	18%	4%	0%	0%	0%	0%	0%	0%	0%	0%	0%	36%
AM Peak Hour	7:30	7:35	7:30	7:35	11:00	7:30								7:35
Volume	36	25	34	7	2	1								100
PM Volumes	30	141	226	99	3	0	4	0	0	0	0	0	0	498
% PM	6%	18%	32%	8%	0%	0%	0%	0%	0%	0%	0%	0%	0%	66%
PM Peak Hour	14:30	14:30	16:15	15:30	12:45		14:15							14:15
Volume	27	33	40	31	1									99

Directional Peak Periods	AM 7-9		NOON 12-2		PM 4-6		Off Peak Volumes	
All Classes	Volume	%	Volume	%	Volume	%	Volume	%
	133	18%	81	11%	125	17%	395	54%

Street Name	Direction	Percentiles					ADT
		15th	50th	Average	85th	95th	
W Oak St	East Bound	14	22	21	28	30	764
W Oak St	West Bound	16	21	21	25	28	734

SPEED

W Oak St Bet. S Virginia Ave & S Lomita St

Day: Thursday
Date: 1/20/2022

City: Burbank
Project #: CA22_020022_028

Summary

Time	<15	15-19	20-24	25-29	30-34	35-39	40-44	45-49	50-54	55-59	60-64	65-69	70+	Total
0:00 AM	0	0	0	0	0	0	0	0	0	0	0	0	0	0
0:15	0	0	1	0	0	0	0	0	0	0	0	0	0	1
0:30	0	0	1	0	0	0	0	0	0	0	0	0	0	1
0:45	0	0	1	1	0	0	0	0	0	0	0	0	0	2
1:00	0	0	0	0	0	0	0	0	0	0	0	0	0	0
1:15	0	0	0	1	0	0	0	0	0	0	0	0	0	1
1:30	0	0	0	0	0	0	0	0	0	0	0	0	0	0
1:45	0	0	0	0	0	0	0	0	0	0	0	0	0	0
2:00	0	0	0	0	0	0	0	0	0	0	0	0	0	0
2:15	0	0	2	0	0	0	0	0	0	0	0	0	0	2
2:30	0	0	0	0	0	0	0	0	0	0	0	0	0	0
2:45	0	0	0	0	0	0	0	0	0	0	0	0	0	0
3:00	0	0	0	0	0	0	0	0	0	0	0	0	0	0
3:15	0	0	0	0	1	0	0	0	0	0	0	0	0	1
3:30	0	0	0	1	0	0	0	0	0	0	0	0	0	1
3:45	0	0	1	0	0	0	0	0	0	0	0	0	0	1
4:00	0	0	0	0	0	0	0	0	0	0	0	0	0	0
4:15	0	0	0	0	0	0	0	0	0	0	0	0	0	0
4:30	0	0	1	0	0	0	0	0	0	0	0	0	0	1
4:45	0	0	0	0	0	0	0	0	0	0	0	0	0	0
5:00	0	0	0	0	0	0	0	0	0	0	0	0	0	0
5:15	1	0	2	1	0	0	0	0	0	0	0	0	0	4
5:30	1	0	1	2	0	0	0	0	0	0	0	0	0	4
5:45	0	0	2	0	0	0	0	0	0	0	0	0	0	2
6:00	0	2	5	1	1	0	0	0	0	0	0	0	0	9
6:15	1	3	2	0	0	0	0	0	0	0	0	0	0	6
6:30	0	3	2	0	1	0	0	0	0	0	0	0	0	6
6:45	0	5	5	4	1	0	0	0	0	0	0	0	0	15
7:00	1	3	13	2	0	0	0	0	0	0	0	0	0	19
7:15	1	3	8	7	0	0	0	0	0	0	0	0	0	19
7:30	22	27	22	6	1	0	0	0	0	0	0	0	0	78
7:45	51	31	16	2	0	1	0	0	0	0	0	0	0	101
8:00	2	11	19	9	0	0	0	0	0	0	0	0	0	41
8:15	0	1	21	5	2	0	0	0	0	0	0	0	0	29
8:30	0	3	10	3	0	0	0	0	0	0	0	0	0	16
8:45	0	1	7	3	0	0	0	0	0	0	0	0	0	11
9:00	2	3	6	4	0	0	0	0	0	0	0	0	0	15
9:15	0	1	3	4	0	0	0	0	0	0	0	0	0	8
9:30	1	6	11	1	0	0	0	0	0	0	0	0	0	19
9:45	1	1	6	3	1	0	0	0	0	0	0	0	0	12
10:00	1	1	7	3	1	0	0	0	0	0	0	0	0	13
10:15	0	4	7	1	0	0	0	0	0	0	0	0	0	12
10:30	1	5	8	2	0	0	0	0	0	0	0	0	0	16
10:45	5	2	7	2	0	0	0	0	0	0	0	0	0	16
11:00	2	3	10	3	0	0	0	0	0	0	0	0	0	18
11:15	1	4	10	5	0	0	0	0	0	0	0	0	0	20
11:30	2	2	14	4	1	0	0	0	0	0	0	0	0	23
11:45	0	6	10	4	2	0	0	0	0	0	0	0	0	22
12:00 PM	0	3	13	4	2	0	0	0	0	0	0	0	0	22
12:15	0	3	10	4	0	0	0	0	0	0	0	0	0	17
12:30	0	3	18	4	0	0	0	0	0	0	0	0	0	25
12:45	0	3	12	7	0	0	0	0	0	0	0	0	0	22
13:00	1	6	14	6	0	0	0	0	0	0	0	0	0	27
13:15	0	4	6	4	0	0	0	0	0	0	0	0	0	14
13:30	0	2	10	9	1	0	0	0	0	0	0	0	0	22
13:45	0	4	7	3	0	0	0	0	0	0	0	0	0	14
14:00	0	2	9	7	0	1	0	0	0	0	0	0	0	19
14:15	1	8	17	10	1	0	0	0	0	0	0	0	0	37
14:30	8	13	18	2	1	0	0	0	0	0	0	0	0	42
14:45	18	13	10	2	0	0	1	0	0	0	0	0	0	44
15:00	42	30	10	0	0	0	1	0	0	0	0	0	0	83
15:15	4	8	17	10	3	0	4	0	0	0	0	0	0	42
15:30	4	6	9	6	0	0	0	0	0	0	0	0	0	25
15:45	0	6	17	4	0	0	0	0	0	0	0	0	0	27
16:00	6	7	12	7	0	0	0	0	0	0	0	0	0	32
16:15	1	2	19	4	0	0	0	0	0	0	0	0	0	26
16:30	1	10	14	5	0	0	0	0	0	0	0	0	0	30
16:45	2	6	17	8	1	0	0	0	0	0	0	0	0	34
17:00	2	14	18	6	0	0	0	0	0	0	0	0	0	40
17:15	1	6	15	3	0	0	0	0	0	0	0	0	0	25
17:30	2	5	16	4	0	0	0	0	0	0	0	0	0	27
17:45	0	4	14	2	2	0	0	0	0	0	0	0	0	22
18:00	1	2	9	4	1	0	0	0	0	0	0	0	0	17
18:15	2	6	10	3	0	0	0	0	0	0	0	0	0	21
18:30	11	16	2	1	0	0	0	0	0	0	0	0	0	31
18:45	0	4	7	4	0	0	0	0	0	0	0	0	0	15
19:00	0	1	5	8	0	0	0	0	0	0	0	0	0	14
19:15	0	2	0	5	0	0	0	0	0	0	0	0	0	7
19:30	0	2	6	4	1	0	0	0	0	0	0	0	0	13
19:45	0	1	5	3	0	0	0	0	0	0	0	0	0	9
20:00	0	1	6	1	0	0	0	0	0	0	0	0	0	8
20:15	0	1	5	1	0	0	0	0	0	0	0	0	0	7
20:30	1	2	4	2	1	0	0	0	0	0	0	0	0	10
20:45	1	3	3	3	0	0	0	0	0	0	0	0	0	13
21:00	0	0	5	1	0	0	0	0	0	0	0	0	0	6
21:15	0	1	4	3	1	0	0	0	0	0	0	0	0	9
21:30	0	2	5	2	2	0	0	0	0	0	0	0	0	11
21:45	0	2	0	1	0	0	0	0	0	0	0	0	0	3
22:00	0	1	0	2	0	0	0	0	0	0	0	0	0	3
22:15	0	1	3	1	0	0	0	0	0	0	0	0	0	5
22:30	0	0	4	1	0	0	0	0	0	0	0	0	0	5
22:45	0	1	0	0	2	0	0	0	0	0	0	0	0	3
23:00	0	0	1	0	0	0	0	0	0	0	0	0	0	1
23:15	0	0	2	0	0	0	0	0	0	0	0	0	0	2
23:30	0	0	0	1	0	0	0	0	0	0	0	0	0	1
23:45	0	0	0	0	0	0	0	0	0	0	0	0	0	0
% Totals	2%	1%	6%	2%	1%	1%	2%	2%	0%	0%	0%	0%	0%	100%
% of Totals	14%	23%	43%	17%	2%	0%	0%	0%	0%	0%	0%	0%	0%	100%

AM Volumes	50	131	241	84	11	2	0	0	0	0	0	0	0	568
% AMH	8%	9%	16%	6%	1%	0%	0%	0%	0%	0%	0%	0%	0%	38%
AM Peak Hour Volume	7:15	7:30	7:45	7:30	7:15	11:15								7:30
	76	72	78	24	5	1								249
PM Volumes	169	237	408	172	23	1	2	0	0	0	0	0	0	592
% PM	7%	14%	27%	11%	2%	0%	0%	0%	0%	0%	0%	0%	0%	62%
PM Peak Hour Volume	14:30	14:15	16:15	13:30	20:45	13:15	14:15							14:30
	72	68	68	28	8	2	2							211
Directional Peak Periods	AM 7-9			NOON 12-2			PM 4-6			Off Peak Volumes				
All Classes	Volume	%	Volume	%	Volume	%	Volume	%	Volume	%	Volume	%		
	314	21%	163	11%	236	16%	785	52%						

Street Name	Direction	15th	50th	Average	85th	95th	ADT
W Oak St	Summary	15	22	21	26	29	1498

SPEED

W Oak St Bet. S Virginia Ave & S Lomita St

Day: Thursday
Date: 1/20/2022

City: Burbank
Project #: CA22_020022_028e

East Bound

Time	< 15	15 - 19	20 - 24	25 - 29	30 - 34	35 - 39	40 - 44	45 - 49	50 - 54	55 - 59	60 - 64	65 - 69	70 +	Total
0:00 AM	0	0	1	1	0	1	0	0	0	0	0	0	0	3
1:00	0	0	0	1	0	0	0	0	0	0	0	0	0	1
2:00	0	0	1	0	0	0	0	0	0	0	0	0	0	1
3:00	0	0	1	1	1	0	0	0	0	0	0	0	0	3
4:00	0	0	0	0	0	0	0	0	0	0	0	0	0	0
5:00	0	0	2	3	0	0	0	0	0	0	0	0	0	5
6:00	1	5	9	2	2	0	0	0	0	0	0	0	0	19
7:00	39	41	28	13	1	0	0	0	0	0	0	0	0	122
8:00	1	10	32	14	2	0	0	0	0	0	0	0	0	59
9:00	2	3	10	7	1	0	0	0	0	0	0	0	0	23
10:00	4	4	12	5	1	0	0	0	0	0	0	0	0	26
11:00	3	8	16	10	1	0	0	0	0	0	0	0	0	38
12:00 PM	0	4	22	13	2	0	0	0	0	0	0	0	0	41
13:00	0	6	20	15	0	0	0	0	0	0	0	0	0	41
14:00	15	10	19	14	2	1	0	0	0	0	0	0	0	61
15:00	34	29	26	12	3	0	0	0	0	0	0	0	0	104
16:00	8	8	28	14	0	0	0	0	0	0	0	0	0	58
17:00	2	16	26	8	1	0	0	0	0	0	0	0	0	53
18:00	12	6	14	9	2	0	0	0	0	0	0	0	0	43
19:00	0	1	3	15	1	0	0	0	0	0	0	0	0	20
20:00	0	4	11	6	4	0	0	0	0	0	0	0	0	25
21:00	0	1	1	5	3	0	0	0	0	0	0	0	0	10
22:00	0	1	2	1	2	0	0	0	0	0	0	0	0	6
23:00	0	0	1	1	0	0	0	0	0	0	0	0	0	2
Totals	121	157	285	170	29	2								764
% of Totals	16%	21%	37%	22%	4%	0%								100%

AM Volumes	50	71	112	57	9	1	0	0	0	0	0	0	0	300		
% AM	7%	9%	15%	7%	1%	0%								39%		
AM Peak Hour	7:00	7:00	8:00	8:00	6:00									7:00		
Volume	39	41	32	14	2	1								122		
PM Volumes	71	86	173	113	20	1	0	0	0	0	0	0	0	464		
% PM	9%	11%	23%	15%	3%	0%								61%		
PM Peak Hour	15:00	15:00	16:00	13:00	20:00	14:00								15:00		
Volume	34	29	28	15	4	1								104		
Directional Peak Periods		AM 7-9				NOON 12-2				PM 4-6				Off Peak Volumes		
All Speeds		Volume	↔		%	Volume	↔		%	Volume	↔		%	Volume	↔	
		181			24%	82			11%	111			15%	390		

Street Name	Direction	Percentiles					
		15th	50th	Average	85th	95th	ADT
W Oak St	East Bound	14	22	21	28	30	764
W Oak St	West Bound	16	21	21	25	28	734

SPEED

W Oak St Bet. S Virginia Ave & S Lomita St

Day: Thursday

Date: 1/20/2022

City: Burbank

Project #: CA22_020022_028w

West Bound

Time	< 15	15 - 19	20 - 24	25 - 29	30 - 34	35 - 39	40 - 44	45 - 49	50 - 54	55 - 59	60 - 64	65 - 69	70 +	Total
0:00 AM	0	0	2	0	0	0	0	0	0	0	0	0	0	2
1:00	0	0	0	0	0	0	0	0	0	0	0	0	0	0
2:00	0	0	1	0	0	0	0	0	0	0	0	0	0	1
3:00	0	0	0	0	0	0	0	0	0	0	0	0	0	0
4:00	0	0	1	0	0	0	0	0	0	0	0	0	0	1
5:00	2	0	3	0	0	0	0	0	0	0	0	0	0	5
6:00	0	8	5	3	1	0	0	0	0	0	0	0	0	17
7:00	36	23	31	4	0	1	0	0	0	0	0	0	0	95
8:00	1	6	25	6	0	0	0	0	0	0	0	0	0	38
9:00	2	8	16	5	0	0	0	0	0	0	0	0	0	31
10:00	3	8	17	3	0	0	0	0	0	0	0	0	0	31
11:00	2	7	28	6	2	0	0	0	0	0	0	0	0	45
12:00 PM	0	8	31	6	0	0	0	0	0	0	0	0	0	45
13:00	1	10	17	7	1	0	0	0	0	0	0	0	0	36
14:00	12	26	35	7	0	0	1	0	0	0	0	0	0	81
15:00	16	21	27	8	0	0	1	0	0	0	0	0	0	73
16:00	2	17	34	10	1	0	0	0	0	0	0	0	0	64
17:00	3	13	37	7	1	0	0	0	0	0	0	0	0	61
18:00	2	22	14	3	0	0	0	0	0	0	0	0	0	41
19:00	0	5	13	5	0	0	0	0	0	0	0	0	0	23
20:00	2	3	7	1	0	0	0	0	0	0	0	0	0	13
21:00	0	4	13	2	0	0	0	0	0	0	0	0	0	19
22:00	0	2	5	3	0	0	0	0	0	0	0	0	0	10
23:00	0	0	2	0	0	0	0	0	0	0	0	0	0	2
Totals	84	191	364	86	6	1	2							734
% of Totals	11%	26%	50%	12%	1%	0%	0%							100%

AM Volumes	46	60	129	27	3	1	0	0	0	0	0	0	0	266			
% AM	6%	8%	18%	4%	0%	0%								36%			
AM Peak Hour	7:00	7:00	7:00	8:00	11:00	7:00								7:00			
Volume	36	23	31	6	2	1								95			
PM Volumes	38	131	235	59	3	0	2	0	0	0	0	0	0	468			
% PM	5%	18%	32%	8%	0%		0%							64%			
PM Peak Hour	15:00	14:00	17:00	16:00	13:00		14:00							14:00			
Volume	16	26	37	10	1		1							81			
Directional Peak Periods		AM 7-9				NOON 12-2			PM 4-6			Off Peak Volumes					
All Speeds		Volume	↔		%	Volume	↔		%	Volume	↔		%	Volume	↔		%
		133			18%	81			11%	125			17%	395			54%

Street Name	Direction	Percentiles					
		15th	50th	Average	85th	95th	ADT
W Oak St	East Bound	14	22	21	28	30	764
W Oak St	West Bound	16	21	21	25	28	734

SPEED

W Oak St Bet. S Virginia Ave & S Lomita St

Day: Thursday
Date: 1/20/2022

City: Burbank
Project #: CA22_020022_028

Summary

Time	< 15	15 - 19	20 - 24	25 - 29	30 - 34	35 - 39	40 - 44	45 - 49	50 - 54	55 - 59	60 - 64	65 - 69	70 +	Total
0:00 AM	0	0	3	1	0	1	0	0	0	0	0	0	0	5
1:00	0	0	0	1	0	0	0	0	0	0	0	0	0	1
2:00	0	0	2	0	0	0	0	0	0	0	0	0	0	2
3:00	0	0	1	1	1	0	0	0	0	0	0	0	0	3
4:00	0	0	1	0	0	0	0	0	0	0	0	0	0	1
5:00	2	0	5	3	0	0	0	0	0	0	0	0	0	10
6:00	1	13	14	5	3	0	0	0	0	0	0	0	0	36
7:00	75	64	59	17	1	1	0	0	0	0	0	0	0	217
8:00	2	16	57	20	2	0	0	0	0	0	0	0	0	97
9:00	4	11	26	12	1	0	0	0	0	0	0	0	0	54
10:00	7	12	29	8	1	0	0	0	0	0	0	0	0	57
11:00	5	15	44	16	3	0	0	0	0	0	0	0	0	83
12:00 PM	0	12	53	19	2	0	0	0	0	0	0	0	0	86
13:00	1	16	37	22	1	0	0	0	0	0	0	0	0	77
14:00	27	36	54	21	2	1	1	0	0	0	0	0	0	142
15:00	50	50	53	20	3	0	1	0	0	0	0	0	0	177
16:00	10	25	62	24	1	0	0	0	0	0	0	0	0	122
17:00	5	29	63	15	2	0	0	0	0	0	0	0	0	114
18:00	14	28	28	12	2	0	0	0	0	0	0	0	0	84
19:00	0	6	16	20	1	0	0	0	0	0	0	0	0	43
20:00	2	7	18	7	4	0	0	0	0	0	0	0	0	38
21:00	0	5	14	7	3	0	0	0	0	0	0	0	0	29
22:00	0	3	7	4	2	0	0	0	0	0	0	0	0	16
23:00	0	0	3	1	0	0	0	0	0	0	0	0	0	4
Totals	205	348	649	256	35	3	2							1498
% of Totals	14%	23%	43%	17%	2%	0%	0%							100%

AM Volumes	96	131	241	84	12	2	0	0	0	0	0	0	0	566			
% AM	6%	9%	16%	6%	1%	0%								38%			
AM Peak Hour	7:00	7:00	7:00	8:00	6:00									7:00			
Volume	75	64	59	20	3	1								217			
PM Volumes	109	217	408	172	23	1	2	0	0	0	0	0	0	932			
% PM	7%	14%	27%	11%	2%	0%	0%							62%			
PM Peak Hour	15:00	15:00	17:00	16:00	20:00	14:00	14:00							15:00			
Volume	50	50	63	24	4	1	1							177			
Directional Peak Periods		AM 7-9				NOON 12-2			PM 4-6			Off Peak Volumes					
All Speeds		Volume	↔		%	Volume	↔		%	Volume	↔		%	Volume	↔		%
		314			21%	163			11%	236			16%	785			52%

Street Name	Direction	Percentiles					
		15th	50th	Average	85th	95th	ADT
W Oak St	Summary	15	22	21	26	29	1498

VOLUME

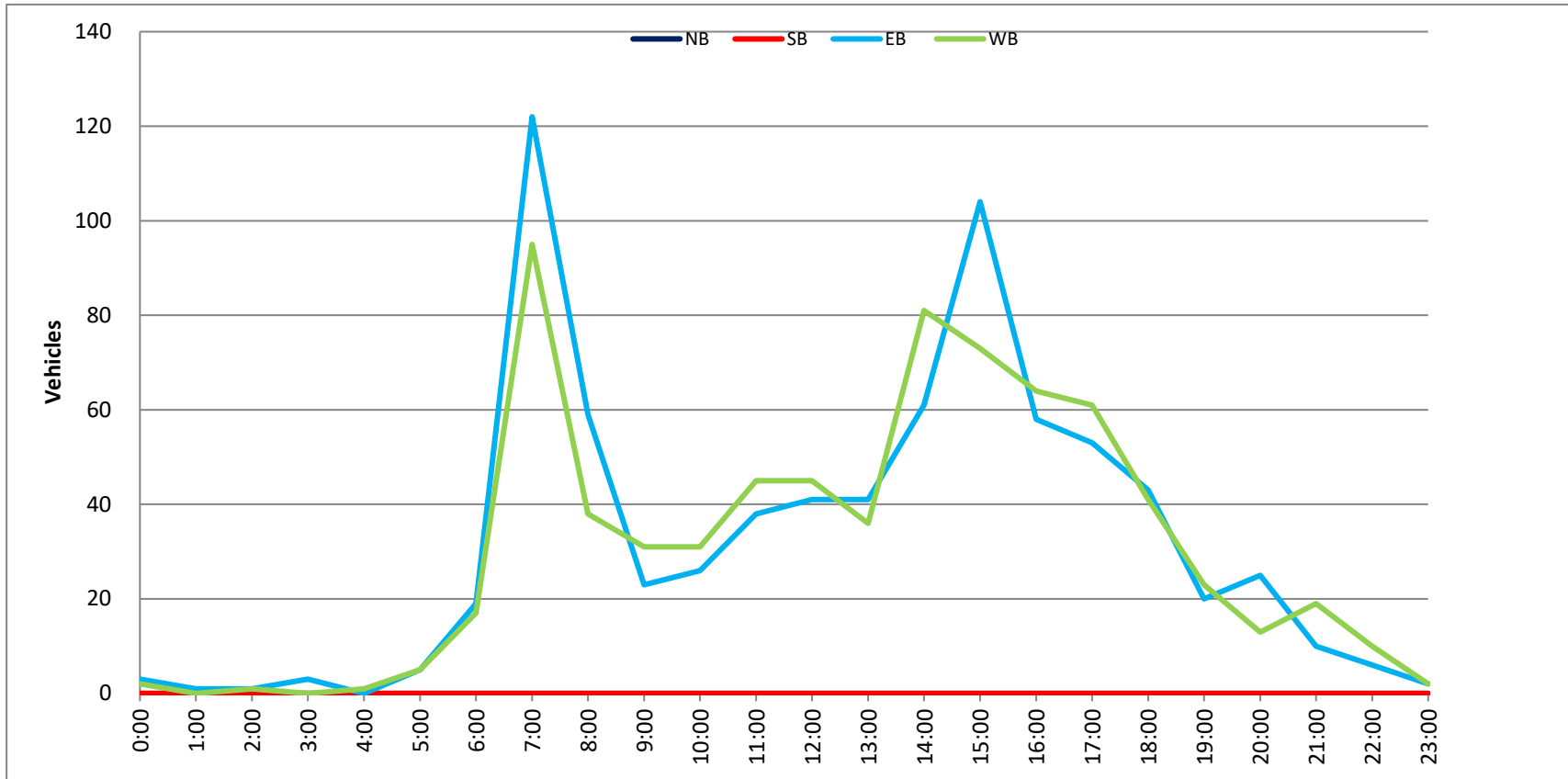
W Oak St Bet. S Virginia Ave & S Lomita St

Day: Thursday
 Date: 1/20/2022

City: Burbank
 Project #: CA22_020022_028

DAILY TOTALS					NB	SB	EB	WB	Total		
					0	0	764	734	1,498		
AM Period	NB	SB	EB	WB	TOTAL	PM Period	NB	SB	EB	WB	TOTAL
0:00	0	0	0	0		12:00	0	0	10	12	22
0:15	0	0	1	1	2	12:15	0	0	10	7	17
0:30	0	0	0	1	1	12:30	0	0	13	12	25
0:45	0	0	2	3	2	12:45	0	0	8	41	22
				2	5				14	45	86
1:00	0	0	0	0		13:00	0	0	14	13	27
1:15	0	0	1	0	1	13:15	0	0	9	5	14
1:30	0	0	0	0		13:30	0	0	9	13	22
1:45	0	0	0	1	1	13:45	0	0	9	41	14
				0					9	5	36
2:00	0	0	0	0		14:00	0	0	11	8	19
2:15	0	0	1	1	2	14:15	0	0	17	20	37
2:30	0	0	0	0		14:30	0	0	16	26	42
2:45	0	0	0	1	1	14:45	0	0	17	61	44
				0	2				17	27	81
3:00	0	0	0	0		15:00	0	0	57	26	83
3:15	0	0	1	0	1	15:15	0	0	23	19	42
3:30	0	0	1	0	1	15:30	0	0	10	15	25
3:45	0	0	1	3	1	15:45	0	0	14	104	27
				0	3				14	13	73
4:00	0	0	0	0		16:00	0	0	21	11	32
4:15	0	0	0	0		16:15	0	0	11	15	26
4:30	0	0	0	1	1	16:30	0	0	11	19	30
4:45	0	0	0	0	1	16:45	0	0	15	58	34
				0	1				15	19	64
5:00	0	0	0	0		17:00	0	0	21	19	40
5:15	0	0	2	2	4	17:15	0	0	15	10	25
5:30	0	0	3	1	4	17:30	0	0	11	16	27
5:45	0	0	0	5	2	17:45	0	0	6	53	22
				2	10				6	16	61
6:00	0	0	4	5	9	18:00	0	0	9	8	17
6:15	0	0	2	4	6	18:15	0	0	11	10	21
6:30	0	0	6	0	6	18:30	0	0	17	14	31
6:45	0	0	7	19	15	18:45	0	0	6	43	15
				8	36				6	9	41
7:00	0	0	8	11	19	19:00	0	0	7	7	14
7:15	0	0	9	10	19	19:15	0	0	2	5	7
7:30	0	0	41	37	78	19:30	0	0	6	7	13
7:45	0	0	64	122	101	19:45	0	0	5	20	9
				37	95				5	4	23
8:00	0	0	25	16	41	20:00	0	0	7	1	8
8:15	0	0	19	10	29	20:15	0	0	5	2	7
8:30	0	0	11	5	16	20:30	0	0	5	5	10
8:45	0	0	4	59	11	20:45	0	0	8	25	13
				7	38				8	5	13
9:00	0	0	9	6	15	21:00	0	0	1	5	6
9:15	0	0	3	5	8	21:15	0	0	4	5	9
9:30	0	0	5	14	19	21:30	0	0	4	7	11
9:45	0	0	6	23	12	21:45	0	0	1	10	3
				6	31				1	2	19
10:00	0	0	7	6	13	22:00	0	0	2	1	3
10:15	0	0	3	9	12	22:15	0	0	1	4	5
10:30	0	0	8	8	16	22:30	0	0	1	4	5
10:45	0	0	8	26	16	22:45	0	0	2	6	3
				8	31				2	1	10
11:00	0	0	8	10	18	23:00	0	0	1	0	1
11:15	0	0	13	7	20	23:15	0	0	0	2	2
11:30	0	0	6	17	23	23:30	0	0	1	0	1
11:45	0	0	11	38	22	23:45	0	0	0	2	0
				11	45				0	0	2
TOTALS			300	266	566	TOTALS			464	468	932
SPLIT %			53.0%	47.0%	37.8%	SPLIT %			49.8%	50.2%	62.2%

DAILY TOTALS					NB	SB	EB	WB	Total		
					0	0	764	734	1,498		
AM Peak Hour			7:30	7:15	7:30	PM Peak Hour			14:30	14:15	14:30
AM Pk Volume			149	100	249	PM Pk Volume			113	99	211
Pk Hr Factor			0.582	0.676	0.616	Pk Hr Factor			0.496	0.917	0.636
7 - 9 Volume	0	0	181	133	314	4 - 6 Volume	0	0	111	125	236
7 - 9 Peak Hour			7:30	7:15	7:30	4 - 6 Peak Hour			16:30	16:15	16:15
7 - 9 Pk Volume	0	0	149	100	249	4 - 6 Pk Volume	0	0	62	72	130
Pk Hr Factor	0.000	0.000	0.582	0.676	0.616	Pk Hr Factor	0.000	0.000	0.738	0.947	0.813



SPEED

W Verdugo Ave Bet. S Glenwood Pl & Victory Blvd

Day: Tuesday
Date: 1/18/2022

City: Burbank
Project #: CA22_020022_034w

West Bound

Table with columns: Time, <15, 15-19, 20-24, 25-29, 30-34, 35-39, 40-44, 45-49, 50-54, 55-59, 60-64, 65-69, 70+, Total. Rows include AM (0:00-10:45) and PM (12:00-23:45) time intervals.

Summary row for AM/PM: AM Totals, PM Totals, % of Totals.

Summary table for AM Volumes, PM Volumes, and Directional Peak Periods (AM 7-9, NOON 12-2, PM 4-6, Off Peak Volumes).

Summary table for All Classes: All Classes, Volume, Percentages.

Summary table for Street Name: Street Name, Direction, 15th, 50th, Average, 85th, 95th, ADT.

SPEED

W Verdugo Ave Bet. S Glenwood Pl & Victory Blvd

Day: Tuesday
Date: 1/18/2022

City: Burbank
Project #: CA22_020022_034e

East Bound

Time	< 15	15 - 19	20 - 24	25 - 29	30 - 34	35 - 39	40 - 44	45 - 49	50 - 54	55 - 59	60 - 64	65 - 69	70 +	Total
0:00 AM	0	2	4	3	4	0	0	0	0	0	0	0	0	13
1:00	0	3	5	4	1	0	0	0	0	0	0	0	0	13
2:00	0	0	1	5	4	0	0	0	0	0	0	0	0	10
3:00	0	0	0	4	1	0	0	0	0	0	0	0	0	5
4:00	0	0	4	8	3	0	0	0	0	0	0	0	0	15
5:00	0	2	4	7	3	1	0	0	0	0	0	0	0	17
6:00	1	3	14	12	10	0	2	1	0	0	0	0	0	43
7:00	19	37	50	37	14	0	1	0	0	0	0	0	0	158
8:00	27	22	40	35	24	4	0	0	0	0	0	0	0	152
9:00	18	20	36	34	21	11	1	0	0	0	0	0	0	141
10:00	8	30	51	42	24	3	0	0	1	0	0	0	0	159
11:00	24	25	58	37	24	11	0	0	0	0	0	0	0	179
12:00 PM	18	33	49	35	13	5	0	0	0	0	0	0	0	153
13:00	28	30	48	46	17	6	2	0	0	0	0	0	0	177
14:00	17	30	54	64	29	13	0	0	0	0	0	0	0	207
15:00	30	51	70	61	24	7	1	0	0	0	0	0	0	244
16:00	21	35	54	51	41	10	3	0	0	0	0	0	0	215
17:00	42	42	62	52	17	11	0	0	0	0	0	0	0	226
18:00	24	21	52	46	19	3	0	0	0	0	0	0	0	165
19:00	4	17	39	45	18	4	0	0	0	0	0	0	0	127
20:00	1	11	22	22	16	2	0	1	0	0	0	0	0	75
21:00	2	8	18	18	9	2	0	0	0	0	0	0	0	57
22:00	0	3	9	19	6	1	1	1	0	0	0	0	0	40
23:00	0	3	9	7	7	0	0	0	0	0	0	0	0	26
Totals	284	428	753	694	349	94	11	3	1					2617
% of Totals	11%	16%	29%	27%	13%	4%	0%	0%	0%					100%

AM Volumes	97	144	267	228	133	30	4	1	1	0	0	0	0	905		
% AM	4%	6%	10%	9%	5%	1%	0%	0%	0%					35%		
AM Peak Hour	8:00	7:00	11:00	10:00	8:00	9:00	6:00	6:00	10:00					11:00		
Volume	27	37	58	42	24	11	2	1	1					179		
PM Volumes	187	284	486	466	216	64	7	2	0	0	0	0	0	1712		
% PM	7%	11%	19%	18%	8%	2%	0%	0%						65%		
PM Peak Hour	17:00	15:00	15:00	14:00	16:00	14:00	16:00	20:00						15:00		
Volume	42	51	70	64	41	13	3	1						244		
Directional Peak Periods		AM 7-9				NOON 12-2				PM 4-6				Off Peak Volumes		
All Speeds		Volume	↔		%	Volume	↔		%	Volume	↔		%	Volume	↔	
		310			12%	330			13%	441			17%	1536		

Street Name	Direction	Percentiles					
		15th	50th	Average	85th	95th	ADT
W Verdugo Ave	East Bound	16	24	24	31	35	2617
W Verdugo Ave	West Bound	22	27	27	31	34	2475

SPEED

W Verdugo Ave Bet. S Glenwood Pl & Victory Blvd

Day: Tuesday
Date: 1/18/2022

City: Burbank
Project #: CA22_020022_034w

West Bound

Time	< 15	15 - 19	20 - 24	25 - 29	30 - 34	35 - 39	40 - 44	45 - 49	50 - 54	55 - 59	60 - 64	65 - 69	70 +	Total
0:00 AM	0	0	4	6	3	0	0	0	0	0	0	0	0	13
1:00	0	0	2	4	1	0	0	0	0	0	0	0	0	7
2:00	0	0	2	2	0	0	0	0	0	0	0	0	0	4
3:00	0	0	1	1	0	0	0	0	0	0	0	0	0	2
4:00	0	0	1	1	0	0	0	0	0	0	0	0	0	2
5:00	0	1	10	17	7	0	0	0	0	0	0	0	0	35
6:00	0	3	20	33	10	1	0	0	0	0	0	0	0	67
7:00	0	9	67	108	25	4	0	0	0	0	0	0	0	213
8:00	1	4	42	92	30	7	0	0	0	0	0	0	0	176
9:00	1	6	49	75	25	5	0	0	0	0	0	0	0	161
10:00	1	7	40	74	29	4	0	0	0	0	0	0	0	155
11:00	1	5	44	74	24	8	0	0	1	0	0	0	0	157
12:00 PM	3	4	43	64	39	3	0	0	0	0	0	0	0	156
13:00	3	3	43	74	35	1	1	2	0	0	0	0	0	162
14:00	1	8	66	90	37	7	1	1	0	0	0	0	0	211
15:00	1	11	63	107	19	5	0	0	0	0	0	0	0	206
16:00	4	13	49	63	29	5	1	0	0	0	0	0	0	164
17:00	3	5	50	95	29	6	2	0	0	0	0	0	0	190
18:00	1	0	34	68	24	6	1	0	0	0	0	0	0	134
19:00	1	5	26	43	16	1	0	0	0	0	0	0	0	92
20:00	0	2	24	29	10	1	0	1	0	0	0	0	0	67
21:00	0	0	14	23	6	2	0	0	0	0	0	0	0	45
22:00	0	2	10	18	7	1	0	0	0	0	0	0	0	38
23:00	0	1	4	11	1	1	0	0	0	0	0	0	0	18
Totals	21	89	708	1172	406	68	6	4	1					2475
% of Totals	1%	4%	29%	47%	16%	3%	0%	0%	0%					100%

AM Volumes	4	35	282	487	154	29	0	0	1	0	0	0	0	992
% AM	0%	1%	11%	20%	6%	1%			0%					40%
AM Peak Hour	8:00	7:00	7:00	7:00	8:00	11:00			11:00					7:00
Volume	1	9	67	108	30	8			1					213
PM Volumes	17	54	426	685	252	39	6	4	0	0	0	0	0	1483
% PM	1%	2%	17%	28%	10%	2%	0%	0%						60%
PM Peak Hour	16:00	16:00	14:00	15:00	12:00	14:00	17:00	13:00						14:00
Volume	4	13	66	107	39	7	2	2						211
Directional Peak Periods		AM 7-9				NOON 12-2				PM 4-6			Off Peak Volumes	
All Speeds		Volume	%		Volume	%		Volume	%		Volume	%		
		389	↔	16%	318	↔	13%	354	↔	14%	1414	↔	57%	

Street Name	Direction	Percentiles					
		15th	50th	Average	85th	95th	ADT
W Verdugo Ave	East Bound	16	24	24	31	35	2617
W Verdugo Ave	West Bound	22	27	27	31	34	2475

SPEED

W Verdugo Ave Bet. S Glenwood Pl & Victory Blvd

Day: Tuesday
Date: 1/18/2022

City: Burbank
Project #: CA22_020022_034

Summary

Time	< 15	15 - 19	20 - 24	25 - 29	30 - 34	35 - 39	40 - 44	45 - 49	50 - 54	55 - 59	60 - 64	65 - 69	70 +	Total
0:00 AM	0	2	8	9	7	0	0	0	0	0	0	0	0	26
1:00	0	3	7	8	2	0	0	0	0	0	0	0	0	20
2:00	0	0	3	7	4	0	0	0	0	0	0	0	0	14
3:00	0	0	1	5	1	0	0	0	0	0	0	0	0	7
4:00	0	0	5	9	3	0	0	0	0	0	0	0	0	17
5:00	0	3	14	24	10	1	0	0	0	0	0	0	0	52
6:00	1	6	34	45	20	1	2	1	0	0	0	0	0	110
7:00	19	46	117	145	39	4	1	0	0	0	0	0	0	371
8:00	28	26	82	127	54	11	0	0	0	0	0	0	0	328
9:00	19	26	85	109	46	16	1	0	0	0	0	0	0	302
10:00	9	37	91	116	53	7	0	0	1	0	0	0	0	314
11:00	25	30	102	111	48	19	0	0	1	0	0	0	0	336
12:00 PM	21	37	92	99	52	8	0	0	0	0	0	0	0	309
13:00	31	33	91	120	52	7	3	2	0	0	0	0	0	339
14:00	18	38	120	154	66	20	1	1	0	0	0	0	0	418
15:00	31	62	133	168	43	12	1	0	0	0	0	0	0	450
16:00	25	48	103	114	70	15	4	0	0	0	0	0	0	379
17:00	45	47	112	147	46	17	2	0	0	0	0	0	0	416
18:00	25	21	86	114	43	9	1	0	0	0	0	0	0	299
19:00	5	22	65	88	34	5	0	0	0	0	0	0	0	219
20:00	1	13	46	51	26	3	0	2	0	0	0	0	0	142
21:00	2	8	32	41	15	4	0	0	0	0	0	0	0	102
22:00	0	5	19	37	13	2	1	1	0	0	0	0	0	78
23:00	0	4	13	18	8	1	0	0	0	0	0	0	0	44
Totals	305	517	1461	1866	755	162	17	7	2					5092
% of Totals	6%	10%	29%	37%	15%	3%	0%	0%	0%					100%

AM Volumes	101	179	549	715	287	59	4	1	2	0	0	0	0	1897		
% AM	2%	4%	11%	14%	6%	1%	0%	0%	0%					37%		
AM Peak Hour	8:00	7:00	7:00	7:00	8:00	11:00	6:00	6:00	10:00					7:00		
Volume	28	46	117	145	54	19	2	1	1					371		
PM Volumes	204	338	912	1151	468	103	13	6	0	0	0	0	0	3195		
% PM	4%	7%	18%	23%	9%	2%	0%	0%						63%		
PM Peak Hour	17:00	15:00	15:00	15:00	16:00	14:00	16:00	13:00						15:00		
Volume	45	62	133	168	70	20	4	2						450		
Directional Peak Periods		AM 7-9				NOON 12-2				PM 4-6				Off Peak Volumes		
All Speeds		Volume	↔		%	Volume	↔		%	Volume	↔		%	Volume	↔	
		699			14%	648			13%	795			16%	2950		

Street Name	Direction	Percentiles					
		15th	50th	Average	85th	95th	ADT
W Verdugo Ave	Summary	19	26	25	31	35	5092

VOLUME

W Verdugo Ave Bet. S Glenwood Pl & Victory Blvd

Day: Tuesday
 Date: 1/18/2022

City: Burbank
 Project #: CA22_020022_034

DAILY TOTALS					NB	SB	EB	WB	Total		
					0	0	2,617	2,475	5,092		
AM Period	NB	SB	EB	WB	TOTAL	PM Period	NB	SB	EB	WB	TOTAL
0:00	0	0	5	4	9	12:00	0	0	42	49	91
0:15	0	0	0	0		12:15	0	0	50	38	88
0:30	0	0	6	4	10	12:30	0	0	32	40	72
0:45	0	0	2	13	15	12:45	0	0	29	153	182
1:00	0	0	6	2	8	13:00	0	0	33	44	77
1:15	0	0	2	0	2	13:15	0	0	52	32	84
1:30	0	0	3	2	5	13:30	0	0	44	43	87
1:45	0	0	2	13	15	13:45	0	0	48	177	225
2:00	0	0	2	2	4	14:00	0	0	50	49	99
2:15	0	0	2	0	2	14:15	0	0	52	43	95
2:30	0	0	3	0	3	14:30	0	0	46	46	92
2:45	0	0	3	10	13	14:45	0	0	59	207	266
3:00	0	0	0	0	0	15:00	0	0	73	69	142
3:15	0	0	2	0	2	15:15	0	0	70	46	116
3:30	0	0	1	2	3	15:30	0	0	56	51	107
3:45	0	0	2	5	7	15:45	0	0	45	244	289
4:00	0	0	1	0	1	16:00	0	0	56	24	80
4:15	0	0	2	2	4	16:15	0	0	53	46	99
4:30	0	0	3	0	3	16:30	0	0	58	48	106
4:45	0	0	9	15	24	16:45	0	0	48	215	263
5:00	0	0	4	6	10	17:00	0	0	63	55	118
5:15	0	0	2	4	6	17:15	0	0	69	47	116
5:30	0	0	3	10	13	17:30	0	0	45	45	90
5:45	0	0	8	17	25	17:45	0	0	49	226	275
6:00	0	0	7	10	17	18:00	0	0	48	31	79
6:15	0	0	15	11	26	18:15	0	0	40	33	73
6:30	0	0	8	14	22	18:30	0	0	37	33	70
6:45	0	0	13	43	56	18:45	0	0	40	165	205
7:00	0	0	22	23	45	19:00	0	0	31	33	64
7:15	0	0	21	35	56	19:15	0	0	33	20	53
7:30	0	0	31	73	104	19:30	0	0	29	14	43
7:45	0	0	84	158	242	19:45	0	0	34	127	161
8:00	0	0	57	40	97	20:00	0	0	15	16	31
8:15	0	0	36	43	79	20:15	0	0	18	23	41
8:30	0	0	31	52	83	20:30	0	0	22	12	34
8:45	0	0	28	152	180	20:45	0	0	20	75	95
9:00	0	0	43	42	85	21:00	0	0	14	13	27
9:15	0	0	36	45	81	21:15	0	0	15	17	32
9:30	0	0	37	31	68	21:30	0	0	17	10	27
9:45	0	0	25	141	166	21:45	0	0	11	57	68
10:00	0	0	43	37	80	22:00	0	0	10	11	21
10:15	0	0	36	35	71	22:15	0	0	11	15	26
10:30	0	0	40	48	88	22:30	0	0	7	7	14
10:45	0	0	40	159	199	22:45	0	0	12	40	52
11:00	0	0	43	37	80	23:00	0	0	11	8	19
11:15	0	0	37	40	77	23:15	0	0	6	4	10
11:30	0	0	51	43	94	23:30	0	0	5	2	7
11:45	0	0	48	179	227	23:45	0	0	4	26	30
TOTALS			905	992	1897	TOTALS			1712	1483	3195
SPLIT %			47.7%	52.3%	37.3%	SPLIT %			53.6%	46.4%	62.7%

DAILY TOTALS					NB	SB	EB	WB	Total		
					0	0	2,617	2,475	5,092		
AM Peak Hour			7:30	7:30	7:30	PM Peak Hour			14:45	14:45	14:45
AM Pk Volume			208	238	446	PM Pk Volume			258	239	497
Pk Hr Factor			0.619	0.726	0.672	Pk Hr Factor			0.884	0.818	0.875
7 - 9 Volume	0	0	310	389	699	4 - 6 Volume	0	0	441	354	795
7 - 9 Peak Hour			7:30	7:30	7:30	4 - 6 Peak Hour			16:30	16:30	16:30
7 - 9 Pk Volume	0	0	208	238	446	4 - 6 Pk Volume	0	0	238	196	434
Pk Hr Factor	0.000	0.000	0.619	0.726	0.672	Pk Hr Factor	0.000	0.000	0.862	0.891	0.919



SPEED

W Verdugo Ave Bet. S Glenwood Pl & Victory Blvd

Day: Wednesday
Date: 1/19/2022

City: Burbank
Project #: CA22_020022_034w

West Bound

Table with columns: Time, <15, 15-19, 20-24, 25-29, 30-34, 35-39, 40-44, 45-49, 50-54, 55-59, 60-64, 65-69, 70+, Total. Rows include AM (0:00-9:45), PM (12:00-23:45), and Summary (AM Totals, % of Totals).

Summary table with columns: AM Volumes, % AM, AM Peak Hour, PM Volumes, % PM, PM Peak Hour, Volume. Rows show peak hour data for AM and PM.

Directional Peak Periods table with columns: All Classes, AM 7-9, NOON 12-2, PM 4-6, Off Peak Volumes. Rows show volume and percentage for different time periods.

Street Name table with columns: Street Name, Direction, 15th, 50th, Average, 85th, 95th, ADT. Rows show data for W Verdugo Ave East Bound and West Bound.

SPEED

W Verdugo Ave Bet. S Glenwood Pl & Victory Blvd

Day: Wednesday

Date: 1/19/2022

City: Burbank

Project #: CA22_020022_034e

East Bound

Time	< 15	15 - 19	20 - 24	25 - 29	30 - 34	35 - 39	40 - 44	45 - 49	50 - 54	55 - 59	60 - 64	65 - 69	70 +	Total
0:00 AM	0	1	4	6	2	1	1	1	0	0	0	0	0	16
1:00	0	0	4	2	3	0	0	0	0	0	0	0	0	9
2:00	0	0	0	1	1	0	0	0	0	0	0	0	0	2
3:00	0	0	0	1	0	0	0	0	0	0	0	0	0	1
4:00	0	0	4	3	4	0	0	0	0	0	0	0	0	11
5:00	1	2	7	10	4	2	1	0	0	0	0	0	0	27
6:00	1	6	12	16	5	5	0	2	0	0	0	0	0	47
7:00	17	23	44	38	14	3	1	0	0	0	0	0	0	140
8:00	16	32	43	33	13	7	3	0	0	0	0	0	0	147
9:00	4	19	42	34	19	6	2	0	0	0	0	0	0	126
10:00	19	30	41	39	22	3	0	0	0	0	0	0	0	154
11:00	7	24	41	47	23	12	1	0	0	0	0	0	0	155
12:00 PM	7	23	55	44	27	3	1	0	0	0	0	0	0	160
13:00	20	25	56	45	19	3	1	0	0	0	0	0	0	169
14:00	22	26	67	36	23	0	3	0	0	0	0	0	0	177
15:00	34	45	68	52	23	8	0	1	0	0	0	0	0	231
16:00	22	39	53	54	25	7	4	0	0	0	0	0	0	204
17:00	20	42	58	55	27	4	0	0	0	0	0	0	0	206
18:00	8	32	59	33	19	4	0	0	0	0	0	0	0	155
19:00	12	20	35	40	14	4	1	1	0	0	0	0	0	127
20:00	0	8	25	29	25	3	0	0	0	0	0	0	0	90
21:00	0	5	23	24	7	0	0	0	0	0	0	0	0	59
22:00	0	1	4	7	6	2	2	0	0	0	0	0	0	22
23:00	1	3	3	8	2	3	0	0	0	0	0	0	0	20
Totals	211	406	748	657	327	80	21	5						2455
% of Totals	9%	17%	30%	27%	13%	3%	1%	0%						100%

AM Volumes	65	137	242	230	110	39	9	3	0	0	0	0	0	835		
% AM	3%	6%	10%	9%	4%	2%	0%	0%						34%		
AM Peak Hour	10:00	8:00	7:00	11:00	11:00	11:00	8:00	6:00						11:00		
Volume	19	32	44	47	23	12	3	2						155		
PM Volumes	146	269	506	427	217	41	12	2	0	0	0	0	0	1620		
% PM	6%	11%	21%	17%	9%	2%	0%	0%						66%		
PM Peak Hour	15:00	15:00	15:00	17:00	12:00	15:00	16:00	15:00						15:00		
Volume	34	45	68	55	27	8	4	1						231		
Directional Peak Periods		AM 7-9				NOON 12-2				PM 4-6				Off Peak Volumes		
All Speeds		Volume	↔		%	Volume	↔		%	Volume	↔		%	Volume	↔	
		287			12%	329			13%	410			17%	1429		

Street Name	Direction	Percentiles					
		15th	50th	Average	85th	95th	ADT
W Verdugo Ave	East Bound	17	24	24	31	35	2455
W Verdugo Ave	West Bound	21	27	26	31	34	2400

SPEED

W Verdugo Ave Bet. S Glenwood Pl & Victory Blvd

Day: Wednesday

Date: 1/19/2022

City: Burbank

Project #: CA22_020022_034w

West Bound

Time	< 15	15 - 19	20 - 24	25 - 29	30 - 34	35 - 39	40 - 44	45 - 49	50 - 54	55 - 59	60 - 64	65 - 69	70 +	Total
0:00 AM	0	1	2	2	3	1	0	0	0	0	0	0	0	9
1:00	0	0	2	3	0	0	0	0	0	0	0	0	0	5
2:00	0	0	0	1	2	0	0	0	0	0	0	0	0	3
3:00	0	0	0	1	0	0	0	0	0	0	0	0	0	1
4:00	0	0	0	6	2	1	0	0	0	0	0	0	0	9
5:00	0	3	10	9	2	0	0	0	0	0	0	0	0	24
6:00	0	3	18	36	14	0	0	0	0	0	0	0	0	71
7:00	2	9	85	89	46	2	0	0	0	0	0	0	0	233
8:00	1	12	36	92	23	4	1	0	0	0	0	0	0	169
9:00	4	11	25	84	23	5	0	0	0	0	0	0	0	152
10:00	2	7	31	63	32	5	0	0	0	0	0	0	0	140
11:00	2	10	38	51	15	1	1	0	0	0	0	0	0	118
12:00 PM	3	9	57	73	28	3	2	0	0	0	0	0	0	175
13:00	6	11	43	75	28	2	1	0	0	0	0	0	0	166
14:00	5	13	55	106	24	3	0	0	0	0	0	0	0	206
15:00	2	7	64	109	26	2	2	0	0	0	0	0	0	212
16:00	4	6	54	85	30	2	0	0	0	0	0	0	0	181
17:00	1	7	54	66	23	4	0	0	0	0	0	0	0	155
18:00	0	5	33	69	16	7	0	0	0	0	0	0	0	130
19:00	0	6	36	42	12	1	0	0	0	0	0	0	0	97
20:00	0	0	23	29	6	2	0	0	0	0	0	0	0	60
21:00	1	0	14	18	8	0	1	0	0	0	0	0	0	42
22:00	1	0	6	10	7	0	0	0	0	0	0	0	0	24
23:00	0	1	6	7	4	0	0	0	0	0	0	0	0	18
Totals	34	121	692	1126	374	45	8							2400
% of Totals	1%	5%	29%	47%	16%	2%	0%							100%

AM Volumes	11	56	247	437	162	19	2	0	0	0	0	0	0	934		
% AM	0%	2%	10%	18%	7%	1%	0%							39%		
AM Peak Hour	9:00	8:00	7:00	8:00	7:00	9:00	8:00							7:00		
Volume	4	12	85	92	46	5	1							233		
PM Volumes	23	65	445	689	212	26	6	0	0	0	0	0	0	1466		
% PM	1%	3%	19%	29%	9%	1%	0%							61%		
PM Peak Hour	13:00	14:00	15:00	15:00	16:00	18:00	12:00							15:00		
Volume	6	13	64	109	30	7	2							212		
Directional Peak Periods		AM 7-9				NOON 12-2				PM 4-6				Off Peak Volumes		
All Speeds		Volume			%	Volume			%	Volume			%	Volume		
		402	↔		17%	341	↔		14%	336	↔		14%	1321	↔ 55%	

Street Name	Direction	Percentiles					
		15th	50th	Average	85th	95th	ADT
W Verdugo Ave	East Bound	17	24	24	31	35	2455
W Verdugo Ave	West Bound	21	27	26	31	34	2400

SPEED

W Verdugo Ave Bet. S Glenwood Pl & Victory Blvd

Day: Wednesday

Date: 1/19/2022

City: Burbank

Project #: CA22_020022_034

Summary

Time	< 15	15 - 19	20 - 24	25 - 29	30 - 34	35 - 39	40 - 44	45 - 49	50 - 54	55 - 59	60 - 64	65 - 69	70 +	Total
0:00 AM	0	2	6	8	5	2	1	1	0	0	0	0	0	25
1:00	0	0	6	5	3	0	0	0	0	0	0	0	0	14
2:00	0	0	0	2	3	0	0	0	0	0	0	0	0	5
3:00	0	0	0	2	0	0	0	0	0	0	0	0	0	2
4:00	0	0	4	9	6	1	0	0	0	0	0	0	0	20
5:00	1	5	17	19	6	2	1	0	0	0	0	0	0	51
6:00	1	9	30	52	19	5	0	2	0	0	0	0	0	118
7:00	19	32	129	127	60	5	1	0	0	0	0	0	0	373
8:00	17	44	79	125	36	11	4	0	0	0	0	0	0	316
9:00	8	30	67	118	42	11	2	0	0	0	0	0	0	278
10:00	21	37	72	102	54	8	0	0	0	0	0	0	0	294
11:00	9	34	79	98	38	13	2	0	0	0	0	0	0	273
12:00 PM	10	32	112	117	55	6	3	0	0	0	0	0	0	335
13:00	26	36	99	120	47	5	2	0	0	0	0	0	0	335
14:00	27	39	122	142	47	3	3	0	0	0	0	0	0	383
15:00	36	52	132	161	49	10	2	1	0	0	0	0	0	443
16:00	26	45	107	139	55	9	4	0	0	0	0	0	0	385
17:00	21	49	112	121	50	8	0	0	0	0	0	0	0	361
18:00	8	37	92	102	35	11	0	0	0	0	0	0	0	285
19:00	12	26	71	82	26	5	1	1	0	0	0	0	0	224
20:00	0	8	48	58	31	5	0	0	0	0	0	0	0	150
21:00	1	5	37	42	15	0	1	0	0	0	0	0	0	101
22:00	1	1	10	17	13	2	2	0	0	0	0	0	0	46
23:00	1	4	9	15	6	3	0	0	0	0	0	0	0	38
Totals	245	527	1440	1783	701	125	29	5						4855
% of Totals	5%	11%	30%	37%	14%	3%	1%	0%						100%

AM Volumes	76	193	489	667	272	58	11	3	0	0	0	0	0	1769		
% AM	2%	4%	10%	14%	6%	1%	0%	0%						36%		
AM Peak Hour	10:00	8:00	7:00	7:00	7:00	11:00	8:00	6:00						7:00		
Volume	21	44	129	127	60	13	4	2						373		
PM Volumes	169	334	951	1116	429	67	18	2	0	0	0	0	0	3086		
% PM	3%	7%	20%	23%	9%	1%	0%	0%						64%		
PM Peak Hour	15:00	15:00	15:00	15:00	12:00	18:00	16:00	15:00						15:00		
Volume	36	52	132	161	55	11	4	1						443		
Directional Peak Periods		AM 7-9				NOON 12-2				PM 4-6				Off Peak Volumes		
All Speeds		Volume	↔		%	Volume	↔		%	Volume	↔		%	Volume	↔	
		689			14%	670			14%	746			15%	2750		

Street Name	Direction	Percentiles					
		15th	50th	Average	85th	95th	ADT
W Verdugo Ave	Summary	20	26	25	31	34	4855

VOLUME

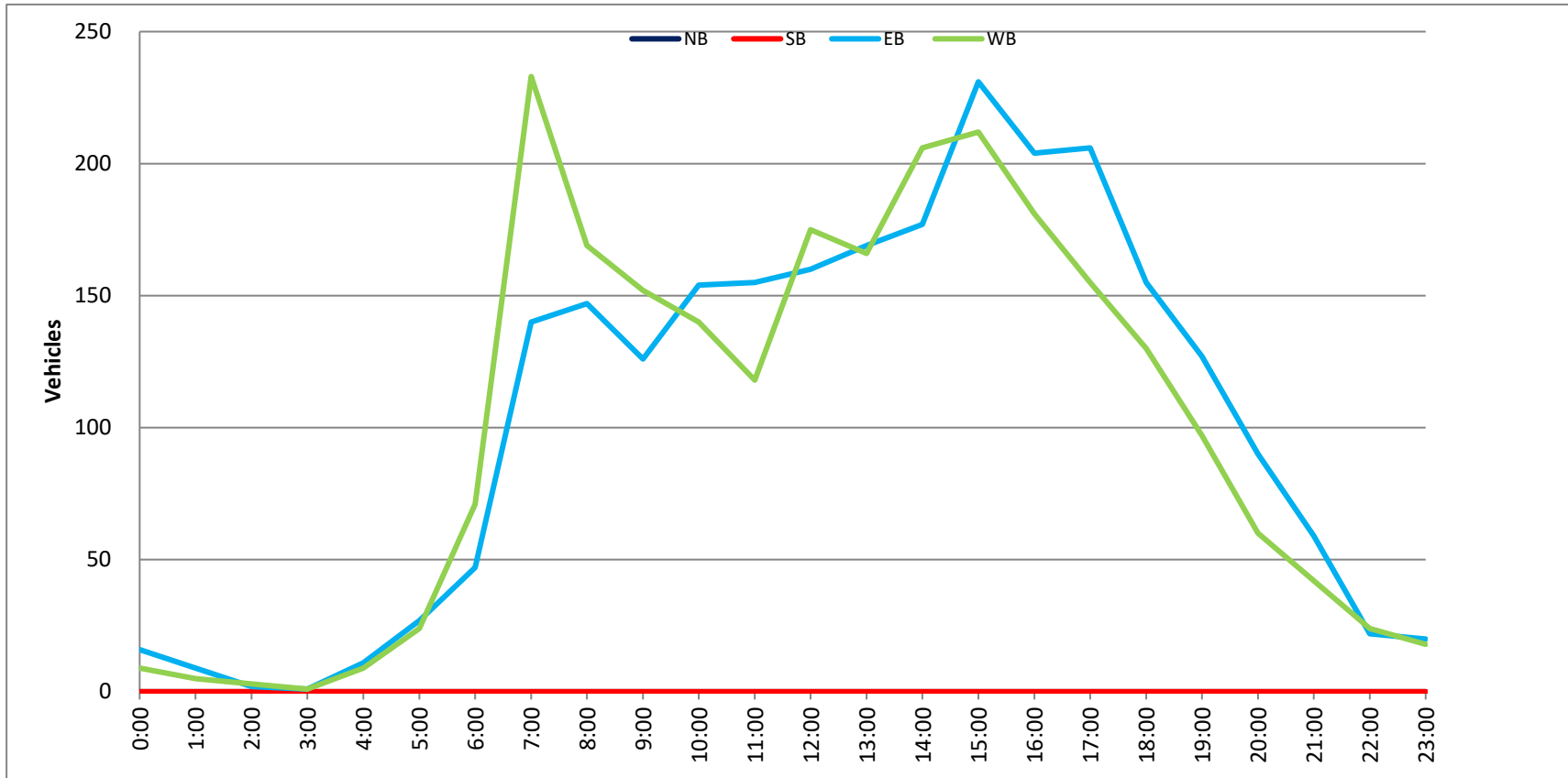
W Verdugo Ave Bet. S Glenwood Pl & Victory Blvd

Day: Wednesday
 Date: 1/19/2022

City: Burbank
 Project #: CA22_020022_034

DAILY TOTALS					NB	SB	EB	WB	Total		
					0	0	2,455	2,400	4,855		
AM Period	NB	SB	EB	WB	TOTAL	PM Period	NB	SB	EB	WB	TOTAL
0:00	0	0	5	3	8	12:00	0	0	42	52	94
0:15	0	0	6	2	8	12:15	0	0	41	38	79
0:30	0	0	2	0	2	12:30	0	0	38	47	85
0:45	0	0	3	16	19	12:45	0	0	39	160	199
1:00	0	0	2	1	3	13:00	0	0	41	33	74
1:15	0	0	3	1	4	13:15	0	0	36	44	80
1:30	0	0	2	2	4	13:30	0	0	46	39	85
1:45	0	0	2	9	11	13:45	0	0	46	169	215
2:00	0	0	0	0	0	14:00	0	0	48	44	92
2:15	0	0	1	2	3	14:15	0	0	50	40	90
2:30	0	0	1	0	1	14:30	0	0	41	51	92
2:45	0	0	0	2	2	14:45	0	0	38	177	215
3:00	0	0	0	0	0	15:00	0	0	67	63	130
3:15	0	0	0	1	1	15:15	0	0	62	59	121
3:30	0	0	1	0	1	15:30	0	0	53	45	98
3:45	0	0	0	1	1	15:45	0	0	49	231	280
4:00	0	0	3	0	3	16:00	0	0	49	50	99
4:15	0	0	1	2	3	16:15	0	0	53	50	103
4:30	0	0	1	5	6	16:30	0	0	50	36	86
4:45	0	0	6	11	17	16:45	0	0	52	204	256
5:00	0	0	5	6	11	17:00	0	0	49	47	96
5:15	0	0	2	4	6	17:15	0	0	50	43	93
5:30	0	0	7	9	16	17:30	0	0	60	27	87
5:45	0	0	13	27	40	17:45	0	0	47	206	253
6:00	0	0	11	15	26	18:00	0	0	52	37	89
6:15	0	0	15	7	22	18:15	0	0	32	35	67
6:30	0	0	12	15	27	18:30	0	0	40	31	71
6:45	0	0	9	47	56	18:45	0	0	31	155	186
7:00	0	0	18	33	51	19:00	0	0	34	37	71
7:15	0	0	26	34	60	19:15	0	0	39	23	62
7:30	0	0	29	87	116	19:30	0	0	33	23	56
7:45	0	0	67	140	207	19:45	0	0	21	127	148
8:00	0	0	40	35	75	20:00	0	0	19	16	35
8:15	0	0	43	49	92	20:15	0	0	21	20	41
8:30	0	0	34	36	70	20:30	0	0	26	10	36
8:45	0	0	30	147	177	20:45	0	0	24	90	114
9:00	0	0	35	46	81	21:00	0	0	24	9	33
9:15	0	0	24	34	58	21:15	0	0	11	13	24
9:30	0	0	29	30	59	21:30	0	0	13	11	24
9:45	0	0	38	126	164	21:45	0	0	11	59	70
10:00	0	0	44	30	74	22:00	0	0	6	5	11
10:15	0	0	35	34	69	22:15	0	0	9	11	20
10:30	0	0	44	40	84	22:30	0	0	4	2	6
10:45	0	0	31	154	185	22:45	0	0	3	22	25
11:00	0	0	42	34	76	23:00	0	0	5	8	13
11:15	0	0	41	21	62	23:15	0	0	8	4	12
11:30	0	0	36	28	64	23:30	0	0	5	2	7
11:45	0	0	36	155	191	23:45	0	0	2	20	22
TOTALS			835	934	1769	TOTALS			1620	1466	3086
SPLIT %			47.2%	52.8%	36.4%	SPLIT %			52.5%	47.5%	63.6%

DAILY TOTALS					NB	SB	EB	WB	Total		
					0	0	2,455	2,400	4,855		
AM Peak Hour			7:45	7:30	7:30	PM Peak Hour			15:00	14:30	14:45
AM Pk Volume			184	250	429	PM Pk Volume			231	244	458
Pk Hr Factor			0.687	0.718	0.735	Pk Hr Factor			0.862	0.859	0.881
7 - 9 Volume	0	0	287	402	689	4 - 6 Volume	0	0	410	336	746
7 - 9 Peak Hour			7:45	7:30	7:30	4 - 6 Peak Hour			16:45	16:00	16:00
7 - 9 Pk Volume	0	0	184	250	429	4 - 6 Pk Volume	0	0	211	181	385
Pk Hr Factor	0.000	0.000	0.687	0.718	0.735	Pk Hr Factor	0.000	0.000	0.879	0.905	0.934



SPEED

W Verdugo Ave Bet. S Glenwood Pl & Victory Blvd

Day: Thursday
Date: 1/20/2022

City: Burbank
Project #: CA22_020022_034w

West Bound

Table with columns: Time, <15, 15-19, 20-24, 25-29, 30-34, 35-39, 40-44, 45-49, 50-54, 55-59, 60-64, 65-69, 70+, Total. Rows represent 15-minute intervals from 0:00 AM to 23:45.

Summary row for AM/PM Totals with columns: AM Totals, % of Totals, 15, 19, 24, 29, 34, 39, 44, 49, 54, 59, 64, 69, 70+, Total.

Summary table for AM Volumes, PM Volumes, and Directional Peak Periods. Includes sub-tables for AM Peak Hour, PM Peak Hour, and Directional Peak Periods.

Summary table for All Classes with columns: All Classes, Volume, %.

Summary table for Street Name, Direction, 15th, 50th, Average, 85th, 95th, ADT.

SPEED

W Verdugo Ave Bet. S Glenwood Pl & Victory Blvd

Day: Thursday
Date: 1/20/2022

City: Burbank
Project #: CA22_020022_034e

East Bound

Time	< 15	15 - 19	20 - 24	25 - 29	30 - 34	35 - 39	40 - 44	45 - 49	50 - 54	55 - 59	60 - 64	65 - 69	70 +	Total
0:00 AM	0	0	4	2	3	0	0	0	0	0	0	0	0	9
1:00	1	1	0	2	3	1	0	0	0	0	0	0	0	8
2:00	1	1	0	3	1	0	0	0	0	0	0	0	0	6
3:00	0	1	0	2	0	0	0	0	0	0	0	0	0	3
4:00	0	1	2	2	4	1	0	0	0	0	0	0	0	10
5:00	0	2	5	13	4	0	0	0	0	0	0	0	0	24
6:00	2	4	10	23	9	3	1	0	0	0	0	0	0	52
7:00	21	29	45	34	23	7	2	0	0	0	0	0	0	161
8:00	32	26	37	32	13	2	1	0	0	0	0	0	0	143
9:00	12	14	37	52	20	4	3	0	0	0	0	0	0	142
10:00	12	15	33	53	26	12	0	0	0	0	0	0	0	151
11:00	16	19	53	42	22	3	0	0	0	0	0	0	0	155
12:00 PM	15	16	51	47	17	15	1	0	0	0	0	0	0	162
13:00	11	25	62	40	22	4	1	0	0	0	0	0	0	165
14:00	29	28	43	53	21	5	0	0	0	0	0	0	0	179
15:00	33	39	53	55	39	5	1	0	0	0	0	0	0	225
16:00	25	48	64	47	29	12	4	0	0	0	0	0	0	229
17:00	31	55	57	38	30	4	0	0	0	0	0	0	0	215
18:00	14	28	51	46	28	8	2	0	0	0	0	0	0	177
19:00	3	13	35	30	17	4	2	0	0	0	0	0	0	104
20:00	0	11	19	31	16	2	0	0	0	0	0	0	0	79
21:00	2	4	18	23	6	1	1	0	0	0	0	0	0	55
22:00	0	3	17	9	2	4	0	0	0	0	0	0	0	35
23:00	0	1	3	11	6	0	0	0	0	0	0	0	0	21
Totals	260	384	699	690	361	97	19							2510
% of Totals	10%	15%	28%	27%	14%	4%	1%							100%

AM Volumes	97	113	226	260	128	33	7	0	0	0	0	0	0	864
% AM	4%	5%	9%	10%	5%	1%	0%							34%
AM Peak Hour	8:00	7:00	11:00	10:00	10:00	10:00	9:00							7:00
Volume	32	29	53	53	26	12	3							161
PM Volumes	163	271	473	430	233	64	12	0	0	0	0	0	0	1646
% PM	6%	11%	19%	17%	9%	3%	0%							66%
PM Peak Hour	15:00	17:00	16:00	15:00	15:00	12:00	16:00							16:00
Volume	33	55	64	55	39	15	4							229
Directional Peak Periods		AM 7-9				NOON 12-2			PM 4-6			Off Peak Volumes		
All Speeds		Volume	%		Volume	%		Volume	%		Volume	%		
		304	↔	12%	327	↔	13%	444	↔	18%	1435	↔	57%	

Street Name	Direction	Percentiles					
		15th	50th	Average	85th	95th	ADT
W Verdugo Ave	East Bound	17	24	24	31	35	2510
W Verdugo Ave	West Bound	22	27	26	31	34	2354

SPEED

W Verdugo Ave Bet. S Glenwood Pl & Victory Blvd

Day: Thursday
Date: 1/20/2022

City: Burbank
Project #: CA22_020022_034w

West Bound

Time	< 15	15 - 19	20 - 24	25 - 29	30 - 34	35 - 39	40 - 44	45 - 49	50 - 54	55 - 59	60 - 64	65 - 69	70 +	Total
0:00 AM	0	1	5	8	3	1	0	0	0	0	0	0	0	18
1:00	1	1	2	7	0	0	0	0	0	0	0	0	0	11
2:00	1	1	1	2	1	0	0	0	0	0	0	0	0	6
3:00	0	0	0	4	0	0	0	0	0	0	0	0	0	4
4:00	0	0	3	6	0	0	0	0	0	0	0	0	0	9
5:00	0	1	7	11	5	0	0	0	0	0	0	0	0	24
6:00	2	2	24	46	9	0	0	0	0	0	0	0	0	83
7:00	6	12	80	113	21	6	1	0	0	0	0	0	0	239
8:00	6	7	26	94	32	5	0	0	0	0	0	0	0	170
9:00	0	6	41	62	23	4	0	0	0	0	0	0	0	136
10:00	1	4	37	47	23	1	0	0	0	0	0	0	0	113
11:00	2	2	53	55	30	2	0	0	0	0	0	0	0	144
12:00 PM	4	5	37	78	24	10	0	0	0	0	0	0	0	158
13:00	3	8	31	69	26	6	2	0	0	0	0	0	0	145
14:00	3	16	57	99	31	6	0	0	0	0	0	0	0	212
15:00	2	6	75	78	22	2	1	0	0	0	0	0	0	186
16:00	1	10	56	58	25	5	0	0	0	0	0	0	0	155
17:00	0	5	59	71	18	2	0	0	0	0	0	0	0	155
18:00	2	6	31	71	22	2	0	0	0	0	0	0	0	134
19:00	1	2	28	47	15	0	1	0	0	0	0	0	0	94
20:00	1	2	20	33	9	1	0	0	0	0	0	0	0	66
21:00	0	2	14	24	8	0	0	0	0	0	0	0	0	48
22:00	0	0	7	11	4	0	0	0	0	0	0	0	0	22
23:00	0	0	7	11	4	0	0	0	0	0	0	0	0	22
Totals	36	99	701	1105	355	53	5							2354
% of Totals	2%	4%	30%	47%	15%	2%	0%							100%

AM Volumes	19	37	279	455	147	19	1	0	0	0	0	0	0	957		
% AM	1%	2%	12%	19%	6%	1%	0%							41%		
AM Peak Hour	7:00	7:00	7:00	7:00	8:00	7:00	7:00							7:00		
Volume	6	12	80	113	32	6	1							239		
PM Volumes	17	62	422	650	208	34	4	0	0	0	0	0	0	1397		
% PM	1%	3%	18%	28%	9%	1%	0%							59%		
PM Peak Hour	12:00	14:00	15:00	14:00	14:00	12:00	13:00							14:00		
Volume	4	16	75	99	31	10	2							212		
Directional Peak Periods		AM 7-9				NOON 12-2				PM 4-6				Off Peak Volumes		
All Speeds		Volume			%	Volume			%	Volume			%	Volume		
		409	↔		17%	303	↔		13%	310	↔		13%	1332	↔ 57%	

Street Name	Direction	Percentiles					
		15th	50th	Average	85th	95th	ADT
W Verdugo Ave	East Bound	17	24	24	31	35	2510
W Verdugo Ave	West Bound	22	27	26	31	34	2354

SPEED

W Verdugo Ave Bet. S Glenwood Pl & Victory Blvd

Day: Thursday
Date: 1/20/2022

City: Burbank
Project #: CA22_020022_034

Summary

Time	< 15	15 - 19	20 - 24	25 - 29	30 - 34	35 - 39	40 - 44	45 - 49	50 - 54	55 - 59	60 - 64	65 - 69	70 +	Total
0:00 AM	0	1	9	10	6	1	0	0	0	0	0	0	0	27
1:00	2	2	2	9	3	1	0	0	0	0	0	0	0	19
2:00	2	2	1	5	2	0	0	0	0	0	0	0	0	12
3:00	0	1	0	6	0	0	0	0	0	0	0	0	0	7
4:00	0	1	5	8	4	1	0	0	0	0	0	0	0	19
5:00	0	3	12	24	9	0	0	0	0	0	0	0	0	48
6:00	4	6	34	69	18	3	1	0	0	0	0	0	0	135
7:00	27	41	125	147	44	13	3	0	0	0	0	0	0	400
8:00	38	33	63	126	45	7	1	0	0	0	0	0	0	313
9:00	12	20	78	114	43	8	3	0	0	0	0	0	0	278
10:00	13	19	70	100	49	13	0	0	0	0	0	0	0	264
11:00	18	21	106	97	52	5	0	0	0	0	0	0	0	299
12:00 PM	19	21	88	125	41	25	1	0	0	0	0	0	0	320
13:00	14	33	93	109	48	10	3	0	0	0	0	0	0	310
14:00	32	44	100	152	52	11	0	0	0	0	0	0	0	391
15:00	35	45	128	133	61	7	2	0	0	0	0	0	0	411
16:00	26	58	120	105	54	17	4	0	0	0	0	0	0	384
17:00	31	60	116	109	48	6	0	0	0	0	0	0	0	370
18:00	16	34	82	117	50	10	2	0	0	0	0	0	0	311
19:00	4	15	63	77	32	4	3	0	0	0	0	0	0	198
20:00	1	13	39	64	25	3	0	0	0	0	0	0	0	145
21:00	2	6	32	47	14	1	1	0	0	0	0	0	0	103
22:00	0	3	24	20	6	4	0	0	0	0	0	0	0	57
23:00	0	1	10	22	10	0	0	0	0	0	0	0	0	43
Totals	296	483	1400	1795	716	150	24							4864
% of Totals	6%	10%	29%	37%	15%	3%	0%							100%

AM Volumes	116	150	505	715	275	52	8	0	0	0	0	0	0	1821		
% AM	2%	3%	10%	15%	6%	1%	0%							37%		
AM Peak Hour	8:00	7:00	7:00	7:00	11:00	7:00	7:00							7:00		
Volume	38	41	125	147	52	13	3							400		
PM Volumes	180	333	895	1080	441	98	16	0	0	0	0	0	0	3043		
% PM	4%	7%	18%	22%	9%	2%	0%							63%		
PM Peak Hour	15:00	17:00	15:00	14:00	15:00	12:00	16:00							15:00		
Volume	35	60	128	152	61	25	4							411		
Directional Peak Periods		AM 7-9				NOON 12-2			PM 4-6			Off Peak Volumes				
All Speeds		Volume			%	Volume			%	Volume			%	Volume		
		713	↔		15%	630	↔		13%	754	↔		16%	2767	↔ 57%	

Street Name	Direction	Percentiles					
		15th	50th	Average	85th	95th	ADT
W Verdugo Ave	Summary	19	26	25	31	35	4864

VOLUME

W Verdugo Ave Bet. S Glenwood Pl & Victory Blvd

Day: Thursday
 Date: 1/20/2022

City: Burbank
 Project #: CA22_020022_034

DAILY TOTALS					NB	SB	EB	WB	Total		
					0	0	2,510	2,354	4,864		
AM Period	NB	SB	EB	WB	TOTAL	PM Period	NB	SB	EB	WB	TOTAL
0:00	0	0	1	4	5	12:00	0	0	44	43	87
0:15	0	0	1	4	5	12:15	0	0	48	39	87
0:30	0	0	4	7	11	12:30	0	0	33	32	65
0:45	0	0	3	9	6	12:45	0	0	37	162	81
1:00	0	0	4	3	8	13:00	0	0	57	35	92
1:15	0	0	1	3	4	13:15	0	0	43	31	74
1:30	0	0	3	3	6	13:30	0	0	35	39	74
1:45	0	0	0	8	1	13:45	0	0	30	165	70
2:00	0	0	1	3	4	14:00	0	0	43	50	93
2:15	0	0	2	2	4	14:15	0	0	40	42	82
2:30	0	0	3	1	4	14:30	0	0	54	55	109
2:45	0	0	0	6	0	14:45	0	0	42	179	107
3:00	0	0	1	2	3	15:00	0	0	73	69	142
3:15	0	0	0	0	3	15:15	0	0	64	51	115
3:30	0	0	1	2	3	15:30	0	0	51	33	84
3:45	0	0	1	3	1	15:45	0	0	37	225	70
4:00	0	0	1	2	3	16:00	0	0	65	39	104
4:15	0	0	0	3	3	16:15	0	0	67	34	101
4:30	0	0	3	1	4	16:30	0	0	50	38	88
4:45	0	0	6	10	9	16:45	0	0	47	229	91
5:00	0	0	2	4	6	17:00	0	0	62	46	108
5:15	0	0	5	7	12	17:15	0	0	47	36	83
5:30	0	0	8	8	16	17:30	0	0	55	38	93
5:45	0	0	9	24	14	17:45	0	0	51	215	86
6:00	0	0	9	14	23	18:00	0	0	51	41	92
6:15	0	0	17	10	27	18:15	0	0	34	28	62
6:30	0	0	9	19	28	18:30	0	0	51	33	84
6:45	0	0	17	52	57	18:45	0	0	41	177	73
7:00	0	0	25	28	53	19:00	0	0	28	25	53
7:15	0	0	25	40	65	19:15	0	0	24	26	50
7:30	0	0	41	75	116	19:30	0	0	27	22	49
7:45	0	0	70	161	166	19:45	0	0	25	104	46
8:00	0	0	48	41	89	20:00	0	0	19	20	39
8:15	0	0	24	36	60	20:15	0	0	23	16	39
8:30	0	0	41	50	91	20:30	0	0	15	16	31
8:45	0	0	30	143	73	20:45	0	0	22	79	36
9:00	0	0	33	28	61	21:00	0	0	18	10	28
9:15	0	0	49	44	93	21:15	0	0	17	17	34
9:30	0	0	19	31	50	21:30	0	0	10	14	24
9:45	0	0	41	142	74	21:45	0	0	10	55	17
10:00	0	0	27	29	56	22:00	0	0	17	7	24
10:15	0	0	42	30	72	22:15	0	0	8	4	12
10:30	0	0	51	19	70	22:30	0	0	6	7	13
10:45	0	0	31	151	66	22:45	0	0	4	35	8
11:00	0	0	37	42	79	23:00	0	0	3	10	13
11:15	0	0	29	34	63	23:15	0	0	3	6	9
11:30	0	0	35	34	69	23:30	0	0	3	2	5
11:45	0	0	54	155	88	23:45	0	0	12	21	16
TOTALS			864	957	1821	TOTALS			1646	1397	3043
SPLIT %			47.4%	52.6%	37.4%	SPLIT %			54.1%	45.9%	62.6%

DAILY TOTALS					NB	SB	EB	WB	Total		
					0	0	2,510	2,354	4,864		
AM Peak Hour			7:15	7:15	7:15	PM Peak Hour			14:30	14:30	14:30
AM Pk Volume			184	252	436	PM Pk Volume			233	240	473
Pk Hr Factor			0.657	0.656	0.657	Pk Hr Factor			0.798	0.870	0.833
7 - 9 Volume	0	0	304	409	713	4 - 6 Volume	0	0	444	310	754
7 - 9 Peak Hour			7:15	7:15	7:15	4 - 6 Peak Hour			16:00	16:30	16:15
7 - 9 Pk Volume	0	0	184	252	436	4 - 6 Pk Volume	0	0	229	164	388
Pk Hr Factor	0.000	0.000	0.657	0.656	0.657	Pk Hr Factor	0.000	0.000	0.854	0.891	0.898



SPEED

W Verdugo Ave Bet. S Glenwood Pl & Victory Blvd

Day: Tuesday
Date: 1/18/2022

City: Burbank
Project #: CA22_020022_034w

West Bound

Table with columns: Time, <15, 15-19, 20-24, 25-29, 30-34, 35-39, 40-44, 45-49, 50-54, 55-59, 60-64, 65-69, 70+, Total. Rows include times from 0:00 AM to 23:45.

Summary tables including AM Volumes, PM Volumes, Directional Peak Periods, and All Classes. Includes AM Peak Hour Volume, PM Peak Hour Volume, and Directional Peak Periods for AM 7-9, NOON 12-2, and PM 4-6.

Street Name, Direction, 15th, 50th, Average, 85th, 95th, ADT. Rows for W Verdugo Ave East Bound and West Bound.

SPEED

W Verdugo Ave Bet. S Glenwood Pl & Victory Blvd

Day: Tuesday
Date: 1/18/2022

City: Burbank
Project #: CA22_020022_034

Summary

Table with columns: Time, <15, 15-19, 20-24, 25-29, 30-34, 35-39, 40-44, 45-49, 50-54, 55-59, 60-64, 65-69, 70+, Total. Rows represent hourly traffic counts from 0:00 AM to 23:45.

Summary statistics table with columns: Totals, % of Totals. Values: 5092, 100%.

Summary statistics table with columns: AM Volumes, % AM, AM Peak Hour, PM Volumes, % PM, PM Peak Hour. Values: 1011, 20%, 7:30, 260, 6%, 16:30, 497.

Directional Peak Periods table with columns: All Classes, AM 7-9, NOON 12-2, PM 4-6, Off Peak Volumes. Values: 699, 14%, 648, 13%, 795, 16%, 2950, 58%.

Street Name, Direction, 15th, 50th, Average, 85th, 95th, ADT. Values: W Verdugo Ave, Summary, 19, 26, 25, 31, 35, 5092.

SPEED

W Verdugo Ave Bet. S Glenwood Pl & Victory Blvd

Day: Tuesday
Date: 1/18/2022

City: Burbank
Project #: CA22_020022_034e

East Bound

Time	< 15	15 - 19	20 - 24	25 - 29	30 - 34	35 - 39	40 - 44	45 - 49	50 - 54	55 - 59	60 - 64	65 - 69	70 +	Total
0:00 AM	0	2	4	3	4	0	0	0	0	0	0	0	0	13
1:00	0	3	5	4	1	0	0	0	0	0	0	0	0	13
2:00	0	0	1	5	4	0	0	0	0	0	0	0	0	10
3:00	0	0	0	4	1	0	0	0	0	0	0	0	0	5
4:00	0	0	4	8	3	0	0	0	0	0	0	0	0	15
5:00	0	2	4	7	3	1	0	0	0	0	0	0	0	17
6:00	1	3	14	12	10	0	2	1	0	0	0	0	0	43
7:00	19	37	50	37	14	0	1	0	0	0	0	0	0	158
8:00	27	22	40	35	24	4	0	0	0	0	0	0	0	152
9:00	18	20	36	34	21	11	1	0	0	0	0	0	0	141
10:00	8	30	51	42	24	3	0	0	1	0	0	0	0	159
11:00	24	25	58	37	24	11	0	0	0	0	0	0	0	179
12:00 PM	18	33	49	35	13	5	0	0	0	0	0	0	0	153
13:00	28	30	48	46	17	6	2	0	0	0	0	0	0	177
14:00	17	30	54	64	29	13	0	0	0	0	0	0	0	207
15:00	30	51	70	61	24	7	1	0	0	0	0	0	0	244
16:00	21	35	54	51	41	10	3	0	0	0	0	0	0	215
17:00	42	42	62	52	17	11	0	0	0	0	0	0	0	226
18:00	24	21	52	46	19	3	0	0	0	0	0	0	0	165
19:00	4	17	39	45	18	4	0	0	0	0	0	0	0	127
20:00	1	11	22	22	16	2	0	1	0	0	0	0	0	75
21:00	2	8	18	18	9	2	0	0	0	0	0	0	0	57
22:00	0	3	9	19	6	1	1	1	0	0	0	0	0	40
23:00	0	3	9	7	7	0	0	0	0	0	0	0	0	26
Totals	284	428	753	694	349	94	11	3	1					2617
% of Totals	11%	16%	29%	27%	13%	4%	0%	0%	0%					100%

AM Volumes	97	144	267	228	133	30	4	1	1	0	0	0	0	905		
% AM	4%	6%	10%	9%	5%	1%	0%	0%	0%					35%		
AM Peak Hour	8:00	7:00	11:00	10:00	8:00	9:00	6:00	6:00	10:00					11:00		
Volume	27	37	58	42	24	11	2	1	1					179		
PM Volumes	187	284	486	466	216	64	7	2	0	0	0	0	0	1712		
% PM	7%	11%	19%	18%	8%	2%	0%	0%						65%		
PM Peak Hour	17:00	15:00	15:00	14:00	16:00	14:00	16:00	20:00						15:00		
Volume	42	51	70	64	41	13	3	1						244		
Directional Peak Periods		AM 7-9				NOON 12-2				PM 4-6				Off Peak Volumes		
All Speeds		Volume	↔		%	Volume	↔		%	Volume	↔		%	Volume	↔	
		310			12%	330			13%	441			17%	1536		

Street Name	Direction	Percentiles					
		15th	50th	Average	85th	95th	ADT
W Verdugo Ave	East Bound	16	24	24	31	35	2617
W Verdugo Ave	West Bound	22	27	27	31	34	2475

SPEED

W Verdugo Ave Bet. S Glenwood Pl & Victory Blvd

Day: Tuesday
Date: 1/18/2022

City: Burbank
Project #: CA22_020022_034w

West Bound

Time	< 15	15 - 19	20 - 24	25 - 29	30 - 34	35 - 39	40 - 44	45 - 49	50 - 54	55 - 59	60 - 64	65 - 69	70 +	Total
0:00 AM	0	0	4	6	3	0	0	0	0	0	0	0	0	13
1:00	0	0	2	4	1	0	0	0	0	0	0	0	0	7
2:00	0	0	2	2	0	0	0	0	0	0	0	0	0	4
3:00	0	0	1	1	0	0	0	0	0	0	0	0	0	2
4:00	0	0	1	1	0	0	0	0	0	0	0	0	0	2
5:00	0	1	10	17	7	0	0	0	0	0	0	0	0	35
6:00	0	3	20	33	10	1	0	0	0	0	0	0	0	67
7:00	0	9	67	108	25	4	0	0	0	0	0	0	0	213
8:00	1	4	42	92	30	7	0	0	0	0	0	0	0	176
9:00	1	6	49	75	25	5	0	0	0	0	0	0	0	161
10:00	1	7	40	74	29	4	0	0	0	0	0	0	0	155
11:00	1	5	44	74	24	8	0	0	1	0	0	0	0	157
12:00 PM	3	4	43	64	39	3	0	0	0	0	0	0	0	156
13:00	3	3	43	74	35	1	1	2	0	0	0	0	0	162
14:00	1	8	66	90	37	7	1	1	0	0	0	0	0	211
15:00	1	11	63	107	19	5	0	0	0	0	0	0	0	206
16:00	4	13	49	63	29	5	1	0	0	0	0	0	0	164
17:00	3	5	50	95	29	6	2	0	0	0	0	0	0	190
18:00	1	0	34	68	24	6	1	0	0	0	0	0	0	134
19:00	1	5	26	43	16	1	0	0	0	0	0	0	0	92
20:00	0	2	24	29	10	1	0	1	0	0	0	0	0	67
21:00	0	0	14	23	6	2	0	0	0	0	0	0	0	45
22:00	0	2	10	18	7	1	0	0	0	0	0	0	0	38
23:00	0	1	4	11	1	1	0	0	0	0	0	0	0	18
Totals	21	89	708	1172	406	68	6	4	1					2475
% of Totals	1%	4%	29%	47%	16%	3%	0%	0%	0%					100%

AM Volumes	4	35	282	487	154	29	0	0	1	0	0	0	0	992	
% AM	0%	1%	11%	20%	6%	1%			0%					40%	
AM Peak Hour	8:00	7:00	7:00	7:00	8:00	11:00			11:00					7:00	
Volume	1	9	67	108	30	8			1					213	
PM Volumes	17	54	426	685	252	39	6	4	0	0	0	0	0	1483	
% PM	1%	2%	17%	28%	10%	2%	0%	0%						60%	
PM Peak Hour	16:00	16:00	14:00	15:00	12:00	14:00	17:00	13:00						14:00	
Volume	4	13	66	107	39	7	2	2						211	
Directional Peak Periods		AM 7-9				NOON 12-2				PM 4-6				Off Peak Volumes	
All Speeds		Volume	%		Volume	%		Volume	%		Volume	%			
		389	↔	16%	318	↔	13%	354	↔	14%	1414	↔	57%		

Street Name	Direction	Percentiles					
		15th	50th	Average	85th	95th	ADT
W Verdugo Ave	East Bound	16	24	24	31	35	2617
W Verdugo Ave	West Bound	22	27	27	31	34	2475

SPEED

W Verdugo Ave Bet. S Glenwood Pl & Victory Blvd

Day: Tuesday
Date: 1/18/2022

City: Burbank
Project #: CA22_020022_034

Summary

Time	< 15	15 - 19	20 - 24	25 - 29	30 - 34	35 - 39	40 - 44	45 - 49	50 - 54	55 - 59	60 - 64	65 - 69	70 +	Total
0:00 AM	0	2	8	9	7	0	0	0	0	0	0	0	0	26
1:00	0	3	7	8	2	0	0	0	0	0	0	0	0	20
2:00	0	0	3	7	4	0	0	0	0	0	0	0	0	14
3:00	0	0	1	5	1	0	0	0	0	0	0	0	0	7
4:00	0	0	5	9	3	0	0	0	0	0	0	0	0	17
5:00	0	3	14	24	10	1	0	0	0	0	0	0	0	52
6:00	1	6	34	45	20	1	2	1	0	0	0	0	0	110
7:00	19	46	117	145	39	4	1	0	0	0	0	0	0	371
8:00	28	26	82	127	54	11	0	0	0	0	0	0	0	328
9:00	19	26	85	109	46	16	1	0	0	0	0	0	0	302
10:00	9	37	91	116	53	7	0	0	1	0	0	0	0	314
11:00	25	30	102	111	48	19	0	0	1	0	0	0	0	336
12:00 PM	21	37	92	99	52	8	0	0	0	0	0	0	0	309
13:00	31	33	91	120	52	7	3	2	0	0	0	0	0	339
14:00	18	38	120	154	66	20	1	1	0	0	0	0	0	418
15:00	31	62	133	168	43	12	1	0	0	0	0	0	0	450
16:00	25	48	103	114	70	15	4	0	0	0	0	0	0	379
17:00	45	47	112	147	46	17	2	0	0	0	0	0	0	416
18:00	25	21	86	114	43	9	1	0	0	0	0	0	0	299
19:00	5	22	65	88	34	5	0	0	0	0	0	0	0	219
20:00	1	13	46	51	26	3	0	2	0	0	0	0	0	142
21:00	2	8	32	41	15	4	0	0	0	0	0	0	0	102
22:00	0	5	19	37	13	2	1	1	0	0	0	0	0	78
23:00	0	4	13	18	8	1	0	0	0	0	0	0	0	44
Totals	305	517	1461	1866	755	162	17	7	2					5092
% of Totals	6%	10%	29%	37%	15%	3%	0%	0%	0%					100%

AM Volumes	101	179	549	715	287	59	4	1	2	0	0	0	0	1897		
% AM	2%	4%	11%	14%	6%	1%	0%	0%	0%					37%		
AM Peak Hour	8:00	7:00	7:00	7:00	8:00	11:00	6:00	6:00	10:00					7:00		
Volume	28	46	117	145	54	19	2	1	1					371		
PM Volumes	204	338	912	1151	468	103	13	6	0	0	0	0	0	3195		
% PM	4%	7%	18%	23%	9%	2%	0%	0%						63%		
PM Peak Hour	17:00	15:00	15:00	15:00	16:00	14:00	16:00	13:00						15:00		
Volume	45	62	133	168	70	20	4	2						450		
Directional Peak Periods		AM 7-9				NOON 12-2				PM 4-6				Off Peak Volumes		
All Speeds		Volume	↔		%	Volume	↔		%	Volume	↔		%	Volume	↔	
		699			14%	648			13%	795			16%	2950		

Street Name	Direction	Percentiles					
		15th	50th	Average	85th	95th	ADT
W Verdugo Ave	Summary	19	26	25	31	35	5092

VOLUME

W Verdugo Ave Bet. S Glenwood Pl & Victory Blvd

Day: Tuesday
 Date: 1/18/2022

City: Burbank
 Project #: CA22_020022_034

DAILY TOTALS					NB	SB	EB	WB	Total		
					0	0	2,617	2,475	5,092		
AM Period	NB	SB	EB	WB	TOTAL	PM Period	NB	SB	EB	WB	TOTAL
0:00	0	0	5	4	9	12:00	0	0	42	49	91
0:15	0	0	0	0		12:15	0	0	50	38	88
0:30	0	0	6	4	10	12:30	0	0	32	40	72
0:45	0	0	2	13	15	12:45	0	0	29	153	182
1:00	0	0	6	2	8	13:00	0	0	33	44	77
1:15	0	0	2	0	2	13:15	0	0	52	32	84
1:30	0	0	3	2	5	13:30	0	0	44	43	87
1:45	0	0	2	13	15	13:45	0	0	48	177	225
2:00	0	0	2	2	4	14:00	0	0	50	49	99
2:15	0	0	2	0	2	14:15	0	0	52	43	95
2:30	0	0	3	0	3	14:30	0	0	46	46	92
2:45	0	0	3	10	13	14:45	0	0	59	207	266
3:00	0	0	0	0	0	15:00	0	0	73	69	142
3:15	0	0	2	0	2	15:15	0	0	70	46	116
3:30	0	0	1	2	3	15:30	0	0	56	51	107
3:45	0	0	2	5	7	15:45	0	0	45	244	289
4:00	0	0	1	0	1	16:00	0	0	56	24	80
4:15	0	0	2	2	4	16:15	0	0	53	46	99
4:30	0	0	3	0	3	16:30	0	0	58	48	106
4:45	0	0	9	15	24	16:45	0	0	48	215	263
5:00	0	0	4	6	10	17:00	0	0	63	55	118
5:15	0	0	2	4	6	17:15	0	0	69	47	116
5:30	0	0	3	10	13	17:30	0	0	45	45	90
5:45	0	0	8	17	25	17:45	0	0	49	226	275
6:00	0	0	7	10	17	18:00	0	0	48	31	79
6:15	0	0	15	11	26	18:15	0	0	40	33	73
6:30	0	0	8	14	22	18:30	0	0	37	33	70
6:45	0	0	13	43	56	18:45	0	0	40	165	205
7:00	0	0	22	23	45	19:00	0	0	31	33	64
7:15	0	0	21	35	56	19:15	0	0	33	20	53
7:30	0	0	31	73	104	19:30	0	0	29	14	43
7:45	0	0	84	158	242	19:45	0	0	34	127	161
8:00	0	0	57	40	97	20:00	0	0	15	16	31
8:15	0	0	36	43	79	20:15	0	0	18	23	41
8:30	0	0	31	52	83	20:30	0	0	22	12	34
8:45	0	0	28	152	180	20:45	0	0	20	75	95
9:00	0	0	43	42	85	21:00	0	0	14	13	27
9:15	0	0	36	45	81	21:15	0	0	15	17	32
9:30	0	0	37	31	68	21:30	0	0	17	10	27
9:45	0	0	25	141	166	21:45	0	0	11	57	68
10:00	0	0	43	37	80	22:00	0	0	10	11	21
10:15	0	0	36	35	71	22:15	0	0	11	15	26
10:30	0	0	40	48	88	22:30	0	0	7	7	14
10:45	0	0	40	159	199	22:45	0	0	12	40	52
11:00	0	0	43	37	80	23:00	0	0	11	8	19
11:15	0	0	37	40	77	23:15	0	0	6	4	10
11:30	0	0	51	43	94	23:30	0	0	5	2	7
11:45	0	0	48	179	227	23:45	0	0	4	26	30
TOTALS			905	992	1897	TOTALS			1712	1483	3195
SPLIT %			47.7%	52.3%	37.3%	SPLIT %			53.6%	46.4%	62.7%

DAILY TOTALS					NB	SB	EB	WB	Total		
					0	0	2,617	2,475	5,092		
AM Peak Hour			7:30	7:30	7:30	PM Peak Hour			14:45	14:45	14:45
AM Pk Volume			208	238	446	PM Pk Volume			258	239	497
Pk Hr Factor			0.619	0.726	0.672	Pk Hr Factor			0.884	0.818	0.875
7 - 9 Volume	0	0	310	389	699	4 - 6 Volume	0	0	441	354	795
7 - 9 Peak Hour			7:30	7:30	7:30	4 - 6 Peak Hour			16:30	16:30	16:30
7 - 9 Pk Volume	0	0	208	238	446	4 - 6 Pk Volume	0	0	238	196	434
Pk Hr Factor	0.000	0.000	0.619	0.726	0.672	Pk Hr Factor	0.000	0.000	0.862	0.891	0.919



SPEED

W Verdugo Ave Bet. S Glenwood Pl & Victory Blvd

Day: Wednesday
Date: 1/19/2022

City: Burbank
Project #: CA22_020022_034e

East Bound

Time	<15	15-19	20-24	25-29	30-34	35-39	40-44	45-49	50-54	55-59	60-64	65-69	70+	Total
0:00 AM	0	1	2	2	0	0	0	0	0	0	0	0	0	5
0:15	0	0	1	2	0	0	1	0	0	0	0	0	0	6
0:30	0	0	0	2	0	0	0	0	0	0	0	0	0	2
0:45	0	0	1	0	0	1	0	1	0	0	0	0	0	3
1:00	0	0	2	0	0	0	0	0	0	0	0	0	0	2
1:15	0	0	1	1	1	0	0	0	0	0	0	0	0	3
1:30	0	0	1	1	0	0	0	0	0	0	0	0	0	2
1:45	0	0	0	0	2	0	0	0	0	0	0	0	0	2
2:00	0	0	0	0	0	0	0	0	0	0	0	0	0	0
2:15	0	0	0	1	0	0	0	0	0	0	0	0	0	1
2:30	0	0	0	0	0	0	0	0	0	0	0	0	0	1
2:45	0	0	0	0	0	0	0	0	0	0	0	0	0	0
3:00	0	0	0	0	0	0	0	0	0	0	0	0	0	0
3:15	0	0	0	0	0	0	0	0	0	0	0	0	0	0
3:30	0	0	0	1	0	0	0	0	0	0	0	0	0	1
3:45	0	0	0	0	0	0	0	0	0	0	0	0	0	0
4:00	0	0	2	1	0	0	0	0	0	0	0	0	0	3
4:15	0	0	0	1	0	0	0	0	0	0	0	0	0	1
4:30	0	0	0	1	0	0	0	0	0	0	0	0	0	1
4:45	0	0	2	0	4	0	0	0	0	0	0	0	0	6
5:00	0	1	1	1	2	0	0	0	0	0	0	0	0	5
5:15	0	0	0	1	0	0	1	0	0	0	0	0	0	2
5:30	0	0	4	1	1	1	0	0	0	0	0	0	0	7
5:45	1	1	2	7	1	1	0	0	0	0	0	0	0	13
6:00	0	1	2	3	4	1	0	0	0	0	0	0	0	11
6:15	0	1	3	8	0	1	0	2	0	0	0	0	0	15
6:30	1	3	3	3	1	1	0	0	0	0	0	0	0	12
6:45	0	1	4	2	0	2	0	0	0	0	0	0	0	9
7:00	1	0	6	8	3	0	0	0	0	0	0	0	0	18
7:15	2	7	10	5	2	0	0	7	0	0	0	0	0	26
7:30	2	4	5	12	4	2	0	0	0	0	0	0	0	29
7:45	12	12	23	13	5	1	1	0	0	0	0	0	0	67
8:00	6	7	12	9	2	4	0	0	0	0	0	0	0	40
8:15	5	12	12	10	3	0	1	0	0	0	0	0	0	43
8:30	3	6	11	10	3	0	1	0	0	0	0	0	0	34
8:45	2	7	8	4	5	3	1	0	0	0	0	0	0	30
9:00	2	5	15	9	4	0	0	0	0	0	0	0	0	35
9:15	0	5	6	6	4	1	2	0	0	0	0	0	0	24
9:30	1	4	6	9	5	4	0	0	0	0	0	0	0	29
9:45	1	5	15	10	6	1	0	0	0	0	0	0	0	38
10:00	7	14	9	10	4	0	0	0	0	0	0	0	0	44
10:15	6	4	9	10	6	0	0	0	0	0	0	0	0	35
10:30	5	7	14	10	7	1	0	0	0	0	0	0	0	44
10:45	1	5	9	9	5	2	0	0	0	0	0	0	0	31
11:00	3	13	11	12	1	2	0	0	0	0	0	0	0	42
11:15	3	6	9	12	7	4	0	0	0	0	0	0	0	41
11:30	1	4	11	11	8	1	0	0	0	0	0	0	0	36
11:45	1	10	12	7	5	1	0	0	0	0	0	0	0	36
12:00 PM	3	3	16	9	10	1	0	0	0	0	0	0	0	42
12:15	0	7	11	16	7	0	0	0	0	0	0	0	0	41
12:30	1	9	16	9	2	0	1	0	0	0	0	0	0	38
12:45	3	4	12	10	8	2	0	0	0	0	0	0	0	39
13:00	4	7	16	6	5	3	0	0	0	0	0	0	0	41
13:15	2	4	11	16	3	0	0	0	0	0	0	0	0	36
13:30	9	9	9	12	6	0	1	0	0	0	0	0	0	46
13:45	5	5	20	11	5	0	0	0	0	0	0	0	0	46
14:00	3	6	3	16	12	10	0	1	0	0	0	0	0	48
14:15	6	9	15	13	7	0	0	0	0	0	0	0	0	50
14:30	4	9	20	4	2	0	2	0	0	0	0	0	0	41
14:45	6	5	16	7	4	0	0	0	0	0	0	0	0	38
15:00	9	13	24	13	6	2	0	0	0	0	0	0	0	67
15:15	5	16	18	15	8	0	0	0	0	0	0	0	0	62
15:30	10	8	16	11	5	3	0	0	0	0	0	0	0	53
15:45	10	8	10	13	4	3	0	1	0	0	0	0	0	49
16:00	4	8	13	11	10	1	2	0	0	0	0	0	0	49
16:15	6	10	11	17	5	4	0	0	0	0	0	0	0	53
16:30	7	12	14	11	6	0	0	0	0	0	0	0	0	50
16:45	5	9	15	15	4	2	2	0	0	0	0	0	0	52
17:00	4	13	12	13	5	2	0	0	0	0	0	0	0	49
17:15	2	4	17	17	9	1	0	0	0	0	0	0	0	50
17:30	5	15	15	14	10	1	0	0	0	0	0	0	0	60
17:45	9	10	14	11	3	0	0	0	0	0	0	0	0	47
18:00	3	11	17	12	8	1	0	0	0	0	0	0	0	52
18:15	2	8	9	7	4	2	0	0	0	0	0	0	0	32
18:30	2	7	20	10	1	0	0	0	0	0	0	0	0	40
18:45	1	6	13	4	6	1	0	0	0	0	0	0	0	31
19:00	1	6	11	7	8	1	0	0	0	0	0	0	0	34
19:15	5	7	9	15	1	1	1	0	0	0	0	0	0	39
19:30	4	2	12	10	4	1	0	0	0	0	0	0	0	33
19:45	2	5	3	8	1	1	0	0	0	0	0	0	0	21
20:00	0	1	3	10	3	2	0	0	0	0	0	0	0	19
20:15	0	2	5	6	8	0	0	0	0	0	0	0	0	21
20:30	0	5	6	6	8	1	0	0	0	0	0	0	0	26
20:45	0	0	11	7	6	0	0	0	0	0	0	0	0	24
21:00	0	4	9	9	2	0	0	0	0	0	0	0	0	24
21:15	0	1	3	7	0	0	0	0	0	0	0	0	0	11
21:30	0	0	6	4	3	0	0	0	0	0	0	0	0	13
21:45	0	0	5	4	2	0	0	0	0	0	0	0	0	11
22:00	0	0	0	5	0	0	1	0	0	0	0	0	0	6
22:15	0	1	2	1	4	0	1	0	0	0	0	0	0	9
22:30	0	0	1	0	2	1	0	0	0	0	0	0	0	4
22:45	0	0	1	1	0	1	0	0	0	0	0	0	0	3
23:00	0	1	1	1	2	0	0	0	0	0	0	0	0	5
23:15	0	1	2	3	0	1	0	0	0	0	0	0	0	8
23:30	0	1	0	3	0	1	0	0	0	0	0	0	0	5
23:45	0	0	0	1	0	1	0	0	0	0	0	0	0	2
All Totals	211	426	748	157	327	10	21	6						2433
% of Totals	9%	17%	30%	27%	13%	0%	0%	0%						100%
AM Volumes	65	137	242	230	110	39	9	3	0	0	0	0	0	833
% AMH	3%	6%	10%	9%	4%	2%	0%	0%						34%
AM Peak Hour	7:45	7:45	7:45	11:30	11:15	11:00	8:30	5:30						7:45
Volume	26	37	58	48	32	12	4	2						184
PM Volumes	146	269	306	427	237	41	12	2	0	0	0	0	0	1630
% PM	6%	11%	21%	17%	9%	2%	0%	0%						66%
PM Peak Hour	15:00	15:00	14:30	16:45	17:15	15:30	16:30	15:00						15:00
Volume	34	65	78	99	30	11	1	2						231
Directional Peak Periods														
All Classes														
	Volume		%	Volume	%	Volume	%	Volume	%	Volume	%	Volume	%	
	287	←→	12%	329	←→	13%	410	←→	17%	1429	←→	58%		
Street Name	Direction	15th	50th	Average	85th	95th	ADT							
W Verdugo Ave	East Bound	17	24	24	31	35	2455							
W Verdugo Ave	West Bound	21	27	26	31	34	2400							

SPEED

W Verdugo Ave Bet. S Glenwood Pl & Victory Blvd

Day: Wednesday
Date: 1/19/2022

City: Burbank
Project #: CA22_020022_034w

West Bound

Table with columns: Time, <15, 15-19, 20-24, 25-29, 30-34, 35-39, 40-44, 45-49, 50-54, 55-59, 60-64, 65-69, 70+, Total. Rows include AM (0:00-9:45), PM (12:00-23:45) and Totals.

Summary tables: AM Volumes, PM Volumes, Directional Peak Periods (AM 7-9, NOON 12-2, PM 4-6, Off Peak Volumes).

Street Name, Direction, 15th, 50th, Average, 85th, 95th, ADT. Rows for W Verdugo Ave East Bound and West Bound.

SPEED

W Verdugo Ave Bet. S Glenwood Pl & Victory Blvd

Day: Wednesday
Date: 1/19/2022

City: Burbank
Project #: CA22_020022_034

Summary

Time	<15	15-19	20-24	25-29	30-34	35-39	40-44	45-49	50-54	55-59	60-64	65-69	70+	Total
0:00 AM	0	1	3	2	1	1	0	0	0	0	0	0	0	8
0:15	0	0	0	0	4	2	0	1	0	0	0	0	0	8
0:30	0	0	0	2	0	0	0	0	0	0	0	0	0	2
0:45	0	1	2	0	2	1	0	1	0	0	0	0	0	7
1:00	0	0	3	0	0	0	0	0	0	0	0	0	0	3
1:15	0	0	1	2	1	0	0	0	0	0	0	0	0	4
1:30	0	0	2	0	0	0	0	0	0	0	0	0	0	4
1:45	0	0	0	1	2	0	0	0	0	0	0	0	0	3
2:00	0	0	0	0	0	0	0	0	0	0	0	0	0	0
2:15	0	0	0	2	1	0	0	0	0	0	0	0	0	3
2:30	0	0	0	0	1	0	0	0	0	0	0	0	0	1
2:45	0	0	0	0	1	0	0	0	0	0	0	0	0	1
3:00	0	0	0	0	0	0	0	0	0	0	0	0	0	0
3:15	0	0	0	1	0	0	0	0	0	0	0	0	0	1
3:30	0	0	0	1	0	0	0	0	0	0	0	0	0	1
3:45	0	0	0	0	0	0	0	0	0	0	0	0	0	0
4:00	0	0	2	1	0	0	0	0	0	0	0	0	0	3
4:15	0	0	0	2	1	0	0	0	0	0	0	0	0	3
4:30	0	0	0	5	1	0	0	0	0	0	0	0	0	6
4:45	0	0	2	1	4	1	0	0	0	0	0	0	0	8
5:00	0	3	4	2	2	0	0	0	0	0	0	0	0	11
5:15	0	0	3	2	0	0	1	0	0	0	0	0	0	6
5:30	0	0	7	5	3	1	0	0	0	0	0	0	0	16
5:45	1	2	3	10	1	1	0	0	0	0	0	0	0	18
6:00	0	1	4	10	10	1	0	0	0	0	0	0	0	26
6:15	0	2	5	12	0	1	0	2	0	0	0	0	0	22
6:30	1	4	5	12	4	1	0	0	0	0	0	0	0	27
6:45	0	2	16	18	5	2	0	0	0	0	0	0	0	43
7:00	1	2	16	22	10	0	0	0	0	0	0	0	0	51
7:15	7	7	16	20	15	0	0	7	0	0	0	0	0	60
7:30	3	7	44	43	16	3	0	0	0	0	0	0	0	116
7:45	13	16	53	42	19	2	1	0	0	0	0	0	0	146
8:00	6	9	20	30	4	6	0	0	0	0	0	0	0	75
8:15	5	16	22	38	7	2	2	0	0	0	0	0	0	92
8:30	4	10	16	30	9	0	1	0	0	0	0	0	0	70
8:45	2	9	21	27	16	3	1	0	0	0	0	0	0	79
9:00	4	9	21	36	10	1	0	0	0	0	0	0	0	81
9:15	1	8	10	24	11	2	2	0	0	0	0	0	0	58
9:30	2	6	16	23	7	5	0	0	0	0	0	0	0	59
9:45	1	7	20	35	14	3	0	0	0	0	0	0	0	80
10:00	7	14	22	21	10	0	0	0	0	0	0	0	0	74
10:15	6	8	15	20	20	0	0	0	0	0	0	0	0	69
10:30	7	10	19	29	14	5	0	0	0	0	0	0	0	84
10:45	1	5	16	32	10	3	0	0	0	0	0	0	0	67
11:00	4	15	20	30	5	2	0	0	0	0	0	0	0	76
11:15	3	8	20	18	9	4	0	0	0	0	0	0	0	62
11:30	2	7	19	22	13	1	0	0	0	0	0	0	0	64
11:45	0	4	20	28	11	6	2	0	0	0	0	0	0	69
12:00 PM	5	8	36	26	17	1	1	0	0	0	0	0	0	94
12:15	0	9	24	31	13	1	1	0	0	0	0	0	0	79
12:30	1	9	30	32	11	1	1	0	0	0	0	0	0	85
12:45	4	6	22	28	14	3	0	0	0	0	0	0	0	77
13:00	4	7	28	17	14	4	0	0	0	0	0	0	0	74
13:15	2	5	25	43	4	1	0	0	0	0	0	0	0	80
13:30	11	13	16	32	12	0	1	0	0	0	0	0	0	85
13:45	9	11	30	28	17	0	1	0	0	0	0	0	0	96
14:00	8	6	27	31	17	0	1	0	0	0	0	0	0	92
14:15	9	11	28	28	14	0	0	0	0	0	0	0	0	90
14:30	4	12	33	31	8	2	2	0	0	0	0	0	0	92
14:45	6	8	34	52	8	1	0	0	0	0	0	0	0	109
15:00	9	14	48	44	13	2	0	0	0	0	0	0	0	130
15:15	5	17	33	49	15	1	1	0	0	0	0	0	0	121
15:30	10	8	26	38	12	4	0	0	0	0	0	0	0	98
15:45	12	13	25	30	9	3	1	1	0	0	0	0	0	94
16:00	5	11	25	34	20	2	2	0	0	0	0	0	0	99
16:15	7	12	26	40	14	4	0	0	0	0	0	0	0	103
16:30	9	12	25	28	11	1	0	0	0	0	0	0	0	86
16:45	5	10	31	37	10	2	2	0	0	0	0	0	0	97
17:00	4	14	24	40	11	3	0	0	0	0	0	0	0	96
17:15	2	8	35	30	16	2	0	0	0	0	0	0	0	93
17:30	5	17	24	26	14	1	0	0	0	0	0	0	0	87
17:45	10	10	29	25	9	2	0	0	0	0	0	0	0	85
18:00	3	12	25	37	9	3	0	0	0	0	0	0	0	89
18:15	2	11	17	24	8	5	0	0	0	0	0	0	0	67
18:30	2	8	28	24	8	1	0	0	0	0	0	0	0	71
18:45	1	6	22	17	10	2	0	0	0	0	0	0	0	58
19:00	1	9	27	24	9	1	0	0	0	0	0	0	0	71
19:15	5	9	14	26	6	1	1	0	0	0	0	0	0	62
19:30	4	3	22	17	8	2	0	0	0	0	0	0	0	56
19:45	2	5	8	15	3	1	0	0	0	0	0	0	0	35
20:00	0	1	7	18	6	3	0	0	0	0	0	0	0	35
20:15	0	2	14	15	9	1	0	0	0	0	0	0	0	41
20:30	0	5	12	10	8	1	0	0	0	0	0	0	0	36
20:45	0	0	15	15	8	0	0	0	0	0	0	0	0	38
21:00	0	4	14	10	5	0	0	0	0	0	0	0	0	33
21:15	0	1	6	15	2	0	0	0	0	0	0	0	0	24
21:30	1	0	9	8	6	0	0	0	0	0	0	0	0	24
21:45	0	0	8	9	2	0	1	0	0	0	0	0	0	20
22:00	1	0	2	6	1	0	1	0	0	0	0	0	0	11
22:15	0	1	3	8	7	0	1	0	0	0	0	0	0	20
22:30	0	0	1	3	1	0	0	0	0	0	0	0	0	6
22:45	0	0	4	2	2	1	0	0	0	0	0	0	0	9
23:00	0	2	3	5	3	0	0	0	0	0	0	0	0	13
23:15	0	1	3	4	2	1	0	0	0	0	0	0	0	12
23:30	0	1	0	4	1	1	0	0	0	0	0	0	0	7
23:45	0	0	3	2	0	1	0	0	0	0	0	0	0	6
Totals	245	527	1640	1741	701	115	29	8	0	0	0	0	0	4133
% of Totals	6%	13%	40%	42%	17%	3%	0%	0%	0%	0%	0%	0%	0%	100%

AM Volumes	76	193	489	667	272	38	11	3	0	0	0	0	0	1769
% AMH	29%	46%	149%	149%	84%	2%	2%	0%	0%	0%	0%	0%	0%	36%
AM Peak Hour	7:45	7:45	7:30	7:30	7:00	10:30	11:45	5:30						7:30
Volume	28	51	139	153	60	14	5	2	0	0	0	0	0	429
PM Volumes	169	334	951	1116	459	67	18	2	0	0	0	0	0	3688
% PM	39%	76%	20%	23%	9%	2%	0%	0%	0%	0%	0%	0%	0%	64%
PM Peak Hour	13:30	15:00	14:30	14:45	13:30	15:30	13:45	15:00						14:45
Volume	37	52	148	183	60	13	1	0	0	0	0	0	0	458

Directional Peak Periods	AM 7-9		NOON 12-2		PM 4-6		Off Peak Volumes	
	Volume	%	Volume	%	Volume	%	Volume	%
All Classes	689	14%	670	14%	746	15%	2750	57%

Street Name	Direction	Percentiles					
		15th	50th	Average	85th	95th	ADT
W Verdugo Ave	Summary	20	26	25	31	34	4855

SPEED

W Verdugo Ave Bet. S Glenwood Pl & Victory Blvd

Day: Wednesday

Date: 1/19/2022

City: Burbank

Project #: CA22_020022_034e

East Bound

Time	< 15	15 - 19	20 - 24	25 - 29	30 - 34	35 - 39	40 - 44	45 - 49	50 - 54	55 - 59	60 - 64	65 - 69	70 +	Total
0:00 AM	0	1	4	6	2	1	1	1	0	0	0	0	0	16
1:00	0	0	4	2	3	0	0	0	0	0	0	0	0	9
2:00	0	0	0	1	1	0	0	0	0	0	0	0	0	2
3:00	0	0	0	1	0	0	0	0	0	0	0	0	0	1
4:00	0	0	4	3	4	0	0	0	0	0	0	0	0	11
5:00	1	2	7	10	4	2	1	0	0	0	0	0	0	27
6:00	1	6	12	16	5	5	0	2	0	0	0	0	0	47
7:00	17	23	44	38	14	3	1	0	0	0	0	0	0	140
8:00	16	32	43	33	13	7	3	0	0	0	0	0	0	147
9:00	4	19	42	34	19	6	2	0	0	0	0	0	0	126
10:00	19	30	41	39	22	3	0	0	0	0	0	0	0	154
11:00	7	24	41	47	23	12	1	0	0	0	0	0	0	155
12:00 PM	7	23	55	44	27	3	1	0	0	0	0	0	0	160
13:00	20	25	56	45	19	3	1	0	0	0	0	0	0	169
14:00	22	26	67	36	23	0	3	0	0	0	0	0	0	177
15:00	34	45	68	52	23	8	0	1	0	0	0	0	0	231
16:00	22	39	53	54	25	7	4	0	0	0	0	0	0	204
17:00	20	42	58	55	27	4	0	0	0	0	0	0	0	206
18:00	8	32	59	33	19	4	0	0	0	0	0	0	0	155
19:00	12	20	35	40	14	4	1	1	0	0	0	0	0	127
20:00	0	8	25	29	25	3	0	0	0	0	0	0	0	90
21:00	0	5	23	24	7	0	0	0	0	0	0	0	0	59
22:00	0	1	4	7	6	2	2	0	0	0	0	0	0	22
23:00	1	3	3	8	2	3	0	0	0	0	0	0	0	20
Totals	211	406	748	657	327	80	21	5						2455
% of Totals	9%	17%	30%	27%	13%	3%	1%	0%						100%

AM Volumes	65	137	242	230	110	39	9	3	0	0	0	0	0	835		
% AM	3%	6%	10%	9%	4%	2%	0%	0%						34%		
AM Peak Hour	10:00	8:00	7:00	11:00	11:00	11:00	8:00	6:00						11:00		
Volume	19	32	44	47	23	12	3	2						155		
PM Volumes	146	269	506	427	217	41	12	2	0	0	0	0	0	1620		
% PM	6%	11%	21%	17%	9%	2%	0%	0%						66%		
PM Peak Hour	15:00	15:00	15:00	17:00	12:00	15:00	16:00	15:00						15:00		
Volume	34	45	68	55	27	8	4	1						231		
Directional Peak Periods		AM 7-9				NOON 12-2				PM 4-6				Off Peak Volumes		
All Speeds		Volume	↔		%	Volume	↔		%	Volume	↔		%	Volume	↔	
		287			12%	329			13%	410			17%	1429		

Street Name	Direction	Percentiles					
		15th	50th	Average	85th	95th	ADT
W Verdugo Ave	East Bound	17	24	24	31	35	2455
W Verdugo Ave	West Bound	21	27	26	31	34	2400

SPEED

W Verdugo Ave Bet. S Glenwood Pl & Victory Blvd

Day: Wednesday

Date: 1/19/2022

City: Burbank

Project #: CA22_020022_034w

West Bound

Time	< 15	15 - 19	20 - 24	25 - 29	30 - 34	35 - 39	40 - 44	45 - 49	50 - 54	55 - 59	60 - 64	65 - 69	70 +	Total
0:00 AM	0	1	2	2	3	1	0	0	0	0	0	0	0	9
1:00	0	0	2	3	0	0	0	0	0	0	0	0	0	5
2:00	0	0	0	1	2	0	0	0	0	0	0	0	0	3
3:00	0	0	0	1	0	0	0	0	0	0	0	0	0	1
4:00	0	0	0	6	2	1	0	0	0	0	0	0	0	9
5:00	0	3	10	9	2	0	0	0	0	0	0	0	0	24
6:00	0	3	18	36	14	0	0	0	0	0	0	0	0	71
7:00	2	9	85	89	46	2	0	0	0	0	0	0	0	233
8:00	1	12	36	92	23	4	1	0	0	0	0	0	0	169
9:00	4	11	25	84	23	5	0	0	0	0	0	0	0	152
10:00	2	7	31	63	32	5	0	0	0	0	0	0	0	140
11:00	2	10	38	51	15	1	1	0	0	0	0	0	0	118
12:00 PM	3	9	57	73	28	3	2	0	0	0	0	0	0	175
13:00	6	11	43	75	28	2	1	0	0	0	0	0	0	166
14:00	5	13	55	106	24	3	0	0	0	0	0	0	0	206
15:00	2	7	64	109	26	2	2	0	0	0	0	0	0	212
16:00	4	6	54	85	30	2	0	0	0	0	0	0	0	181
17:00	1	7	54	66	23	4	0	0	0	0	0	0	0	155
18:00	0	5	33	69	16	7	0	0	0	0	0	0	0	130
19:00	0	6	36	42	12	1	0	0	0	0	0	0	0	97
20:00	0	0	23	29	6	2	0	0	0	0	0	0	0	60
21:00	1	0	14	18	8	0	1	0	0	0	0	0	0	42
22:00	1	0	6	10	7	0	0	0	0	0	0	0	0	24
23:00	0	1	6	7	4	0	0	0	0	0	0	0	0	18
Totals	34	121	692	1126	374	45	8							2400
% of Totals	1%	5%	29%	47%	16%	2%	0%							100%

AM Volumes	11	56	247	437	162	19	2	0	0	0	0	0	0	934	
% AM	0%	2%	10%	18%	7%	1%	0%							39%	
AM Peak Hour	9:00	8:00	7:00	8:00	7:00	9:00	8:00							7:00	
Volume	4	12	85	92	46	5	1							233	
PM Volumes	23	65	445	689	212	26	6	0	0	0	0	0	0	1466	
% PM	1%	3%	19%	29%	9%	1%	0%							61%	
PM Peak Hour	13:00	14:00	15:00	15:00	16:00	18:00	12:00							15:00	
Volume	6	13	64	109	30	7	2							212	
Directional Peak Periods		AM 7-9				NOON 12-2				PM 4-6				Off Peak Volumes	
All Speeds		Volume	%		Volume	%		Volume	%		Volume	%			
		402	↔	17%	341	↔	14%	336	↔	14%	1321	↔	55%		

Street Name	Direction	Percentiles					
		15th	50th	Average	85th	95th	ADT
W Verdugo Ave	East Bound	17	24	24	31	35	2455
W Verdugo Ave	West Bound	21	27	26	31	34	2400

SPEED

W Verdugo Ave Bet. S Glenwood Pl & Victory Blvd

Day: Wednesday

Date: 1/19/2022

City: Burbank

Project #: CA22_020022_034

Summary

Time	< 15	15 - 19	20 - 24	25 - 29	30 - 34	35 - 39	40 - 44	45 - 49	50 - 54	55 - 59	60 - 64	65 - 69	70 +	Total
0:00 AM	0	2	6	8	5	2	1	1	0	0	0	0	0	25
1:00	0	0	6	5	3	0	0	0	0	0	0	0	0	14
2:00	0	0	0	2	3	0	0	0	0	0	0	0	0	5
3:00	0	0	0	2	0	0	0	0	0	0	0	0	0	2
4:00	0	0	4	9	6	1	0	0	0	0	0	0	0	20
5:00	1	5	17	19	6	2	1	0	0	0	0	0	0	51
6:00	1	9	30	52	19	5	0	2	0	0	0	0	0	118
7:00	19	32	129	127	60	5	1	0	0	0	0	0	0	373
8:00	17	44	79	125	36	11	4	0	0	0	0	0	0	316
9:00	8	30	67	118	42	11	2	0	0	0	0	0	0	278
10:00	21	37	72	102	54	8	0	0	0	0	0	0	0	294
11:00	9	34	79	98	38	13	2	0	0	0	0	0	0	273
12:00 PM	10	32	112	117	55	6	3	0	0	0	0	0	0	335
13:00	26	36	99	120	47	5	2	0	0	0	0	0	0	335
14:00	27	39	122	142	47	3	3	0	0	0	0	0	0	383
15:00	36	52	132	161	49	10	2	1	0	0	0	0	0	443
16:00	26	45	107	139	55	9	4	0	0	0	0	0	0	385
17:00	21	49	112	121	50	8	0	0	0	0	0	0	0	361
18:00	8	37	92	102	35	11	0	0	0	0	0	0	0	285
19:00	12	26	71	82	26	5	1	1	0	0	0	0	0	224
20:00	0	8	48	58	31	5	0	0	0	0	0	0	0	150
21:00	1	5	37	42	15	0	1	0	0	0	0	0	0	101
22:00	1	1	10	17	13	2	2	0	0	0	0	0	0	46
23:00	1	4	9	15	6	3	0	0	0	0	0	0	0	38
Totals	245	527	1440	1783	701	125	29	5						4855
% of Totals	5%	11%	30%	37%	14%	3%	1%	0%						100%

AM Volumes	76	193	489	667	272	58	11	3	0	0	0	0	0	1769		
% AM	2%	4%	10%	14%	6%	1%	0%	0%						36%		
AM Peak Hour	10:00	8:00	7:00	7:00	7:00	11:00	8:00	6:00						7:00		
Volume	21	44	129	127	60	13	4	2						373		
PM Volumes	169	334	951	1116	429	67	18	2	0	0	0	0	0	3086		
% PM	3%	7%	20%	23%	9%	1%	0%	0%						64%		
PM Peak Hour	15:00	15:00	15:00	15:00	12:00	18:00	16:00	15:00						15:00		
Volume	36	52	132	161	55	11	4	1						443		
Directional Peak Periods		AM 7-9				NOON 12-2				PM 4-6				Off Peak Volumes		
All Speeds		Volume			%	Volume			%	Volume			%	Volume		
		689	↔		14%	670	↔		14%	746	↔		15%	2750	↔ 57%	

Street Name	Direction	Percentiles					
		15th	50th	Average	85th	95th	ADT
W Verdugo Ave	Summary	20	26	25	31	34	4855

VOLUME

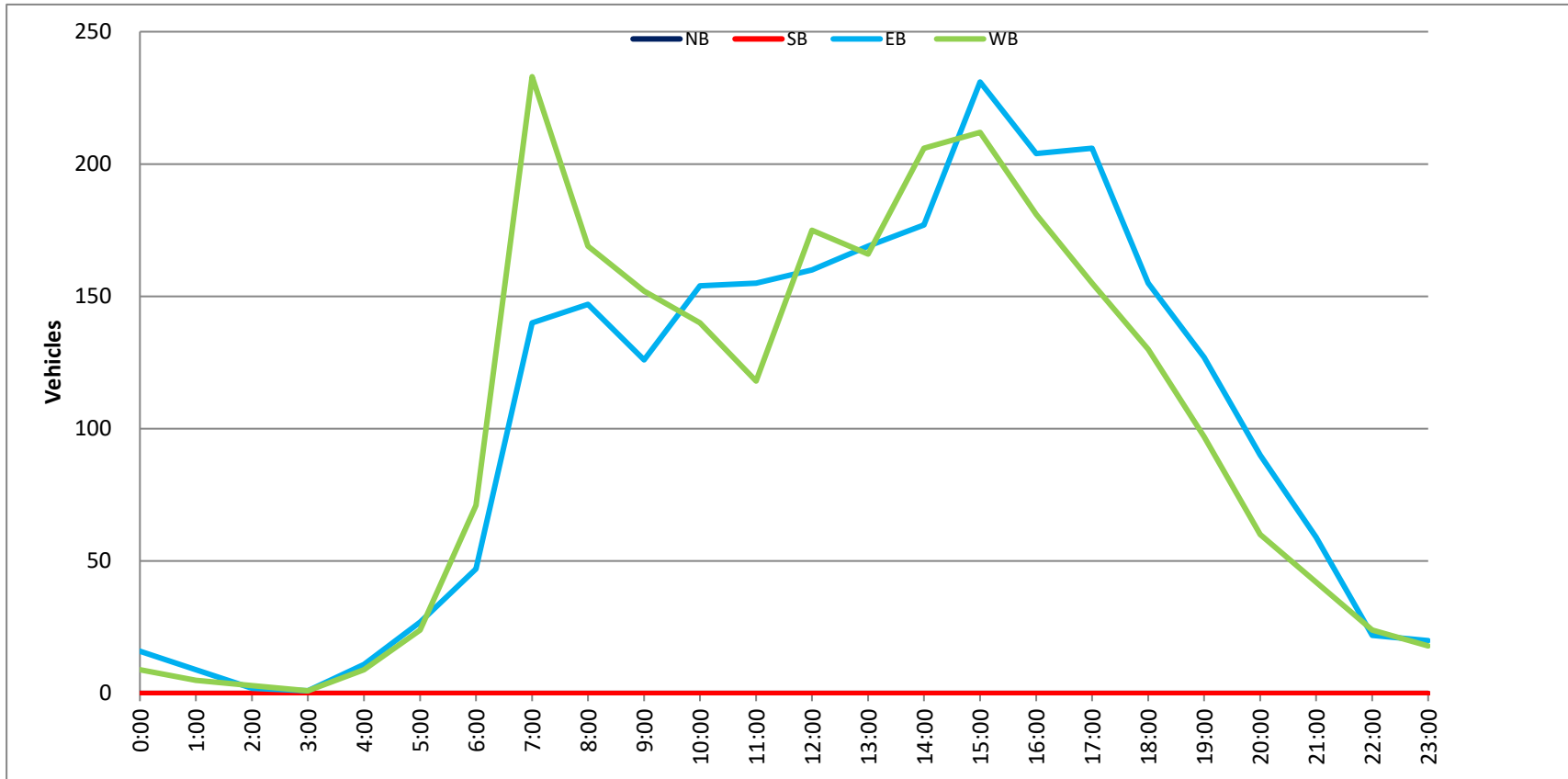
W Verdugo Ave Bet. S Glenwood Pl & Victory Blvd

Day: Wednesday
 Date: 1/19/2022

City: Burbank
 Project #: CA22_020022_034

DAILY TOTALS					NB	SB	EB	WB	Total		
					0	0	2,455	2,400	4,855		
AM Period	NB	SB	EB	WB	TOTAL	PM Period	NB	SB	EB	WB	TOTAL
0:00	0	0	5	3	8	12:00	0	0	42	52	94
0:15	0	0	6	2	8	12:15	0	0	41	38	79
0:30	0	0	2	0	2	12:30	0	0	38	47	85
0:45	0	0	3	16	19	12:45	0	0	39	160	199
1:00	0	0	2	1	3	13:00	0	0	41	33	74
1:15	0	0	3	1	4	13:15	0	0	36	44	80
1:30	0	0	2	2	4	13:30	0	0	46	39	85
1:45	0	0	2	9	11	13:45	0	0	46	169	215
2:00	0	0	0	0	0	14:00	0	0	48	44	92
2:15	0	0	1	2	3	14:15	0	0	50	40	90
2:30	0	0	1	0	1	14:30	0	0	41	51	92
2:45	0	0	0	2	2	14:45	0	0	38	177	215
3:00	0	0	0	0	0	15:00	0	0	67	63	130
3:15	0	0	0	1	1	15:15	0	0	62	59	121
3:30	0	0	1	0	1	15:30	0	0	53	45	98
3:45	0	0	0	1	1	15:45	0	0	49	231	280
4:00	0	0	3	0	3	16:00	0	0	49	50	99
4:15	0	0	1	2	3	16:15	0	0	53	50	103
4:30	0	0	1	5	6	16:30	0	0	50	36	86
4:45	0	0	6	11	17	16:45	0	0	52	204	256
5:00	0	0	5	6	11	17:00	0	0	49	47	96
5:15	0	0	2	4	6	17:15	0	0	50	43	93
5:30	0	0	7	9	16	17:30	0	0	60	27	87
5:45	0	0	13	27	40	17:45	0	0	47	206	253
6:00	0	0	11	15	26	18:00	0	0	52	37	89
6:15	0	0	15	7	22	18:15	0	0	32	35	67
6:30	0	0	12	15	27	18:30	0	0	40	31	71
6:45	0	0	9	47	56	18:45	0	0	31	155	186
7:00	0	0	18	33	51	19:00	0	0	34	37	71
7:15	0	0	26	34	60	19:15	0	0	39	23	62
7:30	0	0	29	87	116	19:30	0	0	33	23	56
7:45	0	0	67	140	207	19:45	0	0	21	127	148
8:00	0	0	40	35	75	20:00	0	0	19	16	35
8:15	0	0	43	49	92	20:15	0	0	21	20	41
8:30	0	0	34	36	70	20:30	0	0	26	10	36
8:45	0	0	30	147	177	20:45	0	0	24	90	114
9:00	0	0	35	46	81	21:00	0	0	24	9	33
9:15	0	0	24	34	58	21:15	0	0	11	13	24
9:30	0	0	29	30	59	21:30	0	0	13	11	24
9:45	0	0	38	126	164	21:45	0	0	11	59	70
10:00	0	0	44	30	74	22:00	0	0	6	5	11
10:15	0	0	35	34	69	22:15	0	0	9	11	20
10:30	0	0	44	40	84	22:30	0	0	4	2	6
10:45	0	0	31	154	185	22:45	0	0	3	22	25
11:00	0	0	42	34	76	23:00	0	0	5	8	13
11:15	0	0	41	21	62	23:15	0	0	8	4	12
11:30	0	0	36	28	64	23:30	0	0	5	2	7
11:45	0	0	36	155	191	23:45	0	0	2	20	22
TOTALS			835	934	1769	TOTALS			1620	1466	3086
SPLIT %			47.2%	52.8%	36.4%	SPLIT %			52.5%	47.5%	63.6%

DAILY TOTALS					NB	SB	EB	WB	Total		
					0	0	2,455	2,400	4,855		
AM Peak Hour			7:45	7:30	7:30	PM Peak Hour			15:00	14:30	14:45
AM Pk Volume			184	250	429	PM Pk Volume			231	244	458
Pk Hr Factor			0.687	0.718	0.735	Pk Hr Factor			0.862	0.859	0.881
7 - 9 Volume	0	0	287	402	689	4 - 6 Volume	0	0	410	336	746
7 - 9 Peak Hour			7:45	7:30	7:30	4 - 6 Peak Hour			16:45	16:00	16:00
7 - 9 Pk Volume	0	0	184	250	429	4 - 6 Pk Volume	0	0	211	181	385
Pk Hr Factor	0.000	0.000	0.687	0.718	0.735	Pk Hr Factor	0.000	0.000	0.879	0.905	0.934



SPEED

W Verdugo Ave Bet. S Glenwood Pl & Victory Blvd

Day: Thursday
Date: 1/20/2022

City: Burbank
Project #: CA22_020022_034e

East Bound

Time	< 15	15 - 19	20 - 24	25 - 29	30 - 34	35 - 39	40 - 44	45 - 49	50 - 54	55 - 59	60 - 64	65 - 69	70 +	Total
0:00 AM	0	0	4	2	3	0	0	0	0	0	0	0	0	9
1:00	1	1	0	2	3	1	0	0	0	0	0	0	0	8
2:00	1	1	0	3	1	0	0	0	0	0	0	0	0	6
3:00	0	1	0	2	0	0	0	0	0	0	0	0	0	3
4:00	0	1	2	2	4	1	0	0	0	0	0	0	0	10
5:00	0	2	5	13	4	0	0	0	0	0	0	0	0	24
6:00	2	4	10	23	9	3	1	0	0	0	0	0	0	52
7:00	21	29	45	34	23	7	2	0	0	0	0	0	0	161
8:00	32	26	37	32	13	2	1	0	0	0	0	0	0	143
9:00	12	14	37	52	20	4	3	0	0	0	0	0	0	142
10:00	12	15	33	53	26	12	0	0	0	0	0	0	0	151
11:00	16	19	53	42	22	3	0	0	0	0	0	0	0	155
12:00 PM	15	16	51	47	17	15	1	0	0	0	0	0	0	162
13:00	11	25	62	40	22	4	1	0	0	0	0	0	0	165
14:00	29	28	43	53	21	5	0	0	0	0	0	0	0	179
15:00	33	39	53	55	39	5	1	0	0	0	0	0	0	225
16:00	25	48	64	47	29	12	4	0	0	0	0	0	0	229
17:00	31	55	57	38	30	4	0	0	0	0	0	0	0	215
18:00	14	28	51	46	28	8	2	0	0	0	0	0	0	177
19:00	3	13	35	30	17	4	2	0	0	0	0	0	0	104
20:00	0	11	19	31	16	2	0	0	0	0	0	0	0	79
21:00	2	4	18	23	6	1	1	0	0	0	0	0	0	55
22:00	0	3	17	9	2	4	0	0	0	0	0	0	0	35
23:00	0	1	3	11	6	0	0	0	0	0	0	0	0	21
Totals	260	384	699	690	361	97	19							2510
% of Totals	10%	15%	28%	27%	14%	4%	1%							100%

AM Volumes	97	113	226	260	128	33	7	0	0	0	0	0	0	864
% AM	4%	5%	9%	10%	5%	1%	0%							34%
AM Peak Hour	8:00	7:00	11:00	10:00	10:00	10:00	9:00							7:00
Volume	32	29	53	53	26	12	3							161
PM Volumes	163	271	473	430	233	64	12	0	0	0	0	0	0	1646
% PM	6%	11%	19%	17%	9%	3%	0%							66%
PM Peak Hour	15:00	17:00	16:00	15:00	15:00	12:00	16:00							16:00
Volume	33	55	64	55	39	15	4							229
Directional Peak Periods		AM 7-9				NOON 12-2			PM 4-6			Off Peak Volumes		
All Speeds		Volume		%	Volume		%	Volume		%	Volume		%	
		304	↔	12%	327	↔	13%	444	↔	18%	1435	↔	57%	

Street Name	Direction	Percentiles					
		15th	50th	Average	85th	95th	ADT
W Verdugo Ave	East Bound	17	24	24	31	35	2510
W Verdugo Ave	West Bound	22	27	26	31	34	2354

SPEED

W Verdugo Ave Bet. S Glenwood Pl & Victory Blvd

Day: Thursday
Date: 1/20/2022

City: Burbank
Project #: CA22_020022_034w

West Bound

Time	< 15	15 - 19	20 - 24	25 - 29	30 - 34	35 - 39	40 - 44	45 - 49	50 - 54	55 - 59	60 - 64	65 - 69	70 +	Total
0:00 AM	0	1	5	8	3	1	0	0	0	0	0	0	0	18
1:00	1	1	2	7	0	0	0	0	0	0	0	0	0	11
2:00	1	1	1	2	1	0	0	0	0	0	0	0	0	6
3:00	0	0	0	4	0	0	0	0	0	0	0	0	0	4
4:00	0	0	3	6	0	0	0	0	0	0	0	0	0	9
5:00	0	1	7	11	5	0	0	0	0	0	0	0	0	24
6:00	2	2	24	46	9	0	0	0	0	0	0	0	0	83
7:00	6	12	80	113	21	6	1	0	0	0	0	0	0	239
8:00	6	7	26	94	32	5	0	0	0	0	0	0	0	170
9:00	0	6	41	62	23	4	0	0	0	0	0	0	0	136
10:00	1	4	37	47	23	1	0	0	0	0	0	0	0	113
11:00	2	2	53	55	30	2	0	0	0	0	0	0	0	144
12:00 PM	4	5	37	78	24	10	0	0	0	0	0	0	0	158
13:00	3	8	31	69	26	6	2	0	0	0	0	0	0	145
14:00	3	16	57	99	31	6	0	0	0	0	0	0	0	212
15:00	2	6	75	78	22	2	1	0	0	0	0	0	0	186
16:00	1	10	56	58	25	5	0	0	0	0	0	0	0	155
17:00	0	5	59	71	18	2	0	0	0	0	0	0	0	155
18:00	2	6	31	71	22	2	0	0	0	0	0	0	0	134
19:00	1	2	28	47	15	0	1	0	0	0	0	0	0	94
20:00	1	2	20	33	9	1	0	0	0	0	0	0	0	66
21:00	0	2	14	24	8	0	0	0	0	0	0	0	0	48
22:00	0	0	7	11	4	0	0	0	0	0	0	0	0	22
23:00	0	0	7	11	4	0	0	0	0	0	0	0	0	22
Totals	36	99	701	1105	355	53	5							2354
% of Totals	2%	4%	30%	47%	15%	2%	0%							100%

AM Volumes	19	37	279	455	147	19	1	0	0	0	0	0	0	957	
% AM	1%	2%	12%	19%	6%	1%	0%							41%	
AM Peak Hour	7:00	7:00	7:00	7:00	8:00	7:00	7:00							7:00	
Volume	6	12	80	113	32	6	1							239	
PM Volumes	17	62	422	650	208	34	4	0	0	0	0	0	0	1397	
% PM	1%	3%	18%	28%	9%	1%	0%							59%	
PM Peak Hour	12:00	14:00	15:00	14:00	14:00	12:00	13:00							14:00	
Volume	4	16	75	99	31	10	2							212	
Directional Peak Periods		AM 7-9				NOON 12-2				PM 4-6				Off Peak Volumes	
All Speeds		Volume	%		Volume	%		Volume	%		Volume	%			
		409	↔	17%	303	↔	13%	310	↔	13%	1332	↔	57%		

Street Name	Direction	Percentiles					
		15th	50th	Average	85th	95th	ADT
W Verdugo Ave	East Bound	17	24	24	31	35	2510
W Verdugo Ave	West Bound	22	27	26	31	34	2354

SPEED

W Verdugo Ave Bet. S Glenwood Pl & Victory Blvd

Day: Thursday
Date: 1/20/2022

City: Burbank
Project #: CA22_020022_034

Summary

Time	< 15	15 - 19	20 - 24	25 - 29	30 - 34	35 - 39	40 - 44	45 - 49	50 - 54	55 - 59	60 - 64	65 - 69	70 +	Total
0:00 AM	0	1	9	10	6	1	0	0	0	0	0	0	0	27
1:00	2	2	2	9	3	1	0	0	0	0	0	0	0	19
2:00	2	2	1	5	2	0	0	0	0	0	0	0	0	12
3:00	0	1	0	6	0	0	0	0	0	0	0	0	0	7
4:00	0	1	5	8	4	1	0	0	0	0	0	0	0	19
5:00	0	3	12	24	9	0	0	0	0	0	0	0	0	48
6:00	4	6	34	69	18	3	1	0	0	0	0	0	0	135
7:00	27	41	125	147	44	13	3	0	0	0	0	0	0	400
8:00	38	33	63	126	45	7	1	0	0	0	0	0	0	313
9:00	12	20	78	114	43	8	3	0	0	0	0	0	0	278
10:00	13	19	70	100	49	13	0	0	0	0	0	0	0	264
11:00	18	21	106	97	52	5	0	0	0	0	0	0	0	299
12:00 PM	19	21	88	125	41	25	1	0	0	0	0	0	0	320
13:00	14	33	93	109	48	10	3	0	0	0	0	0	0	310
14:00	32	44	100	152	52	11	0	0	0	0	0	0	0	391
15:00	35	45	128	133	61	7	2	0	0	0	0	0	0	411
16:00	26	58	120	105	54	17	4	0	0	0	0	0	0	384
17:00	31	60	116	109	48	6	0	0	0	0	0	0	0	370
18:00	16	34	82	117	50	10	2	0	0	0	0	0	0	311
19:00	4	15	63	77	32	4	3	0	0	0	0	0	0	198
20:00	1	13	39	64	25	3	0	0	0	0	0	0	0	145
21:00	2	6	32	47	14	1	1	0	0	0	0	0	0	103
22:00	0	3	24	20	6	4	0	0	0	0	0	0	0	57
23:00	0	1	10	22	10	0	0	0	0	0	0	0	0	43
Totals	296	483	1400	1795	716	150	24							4864
% of Totals	6%	10%	29%	37%	15%	3%	0%							100%

AM Volumes	116	150	505	715	275	52	8	0	0	0	0	0	0	1821		
% AM	2%	3%	10%	15%	6%	1%	0%							37%		
AM Peak Hour	8:00	7:00	7:00	7:00	11:00	7:00	7:00							7:00		
Volume	38	41	125	147	52	13	3							400		
PM Volumes	180	333	895	1080	441	98	16	0	0	0	0	0	0	3043		
% PM	4%	7%	18%	22%	9%	2%	0%							63%		
PM Peak Hour	15:00	17:00	15:00	14:00	15:00	12:00	16:00							15:00		
Volume	35	60	128	152	61	25	4							411		
Directional Peak Periods		AM 7-9				NOON 12-2			PM 4-6			Off Peak Volumes				
All Speeds		Volume			%	Volume			%	Volume			%	Volume		
		713	↔		15%	630	↔		13%	754	↔		16%	2767	↔ 57%	

Street Name	Direction	Percentiles					
		15th	50th	Average	85th	95th	ADT
W Verdugo Ave	Summary	19	26	25	31	35	4864

VOLUME

W Verdugo Ave Bet. S Glenwood Pl & Victory Blvd

Day: Thursday
 Date: 1/20/2022

City: Burbank
 Project #: CA22_020022_034

DAILY TOTALS						NB	SB	EB	WB	Total	
						0	0	2,510	2,354	4,864	
AM Period	NB	SB	EB	WB	TOTAL	PM Period	NB	SB	EB	WB	TOTAL
0:00	0	0	1	4	5	12:00	0	0	44	43	87
0:15	0	0	1	4	5	12:15	0	0	48	39	87
0:30	0	0	4	7	11	12:30	0	0	33	32	65
0:45	0	0	3	9	6	12:45	0	0	37	162	81
1:00	0	0	4	3	8	13:00	0	0	57	35	92
1:15	0	0	1	3	4	13:15	0	0	43	31	74
1:30	0	0	3	3	6	13:30	0	0	35	39	74
1:45	0	0	0	8	1	13:45	0	0	30	165	70
2:00	0	0	1	3	4	14:00	0	0	43	50	93
2:15	0	0	2	2	4	14:15	0	0	40	42	82
2:30	0	0	3	1	4	14:30	0	0	54	55	109
2:45	0	0	0	6	0	14:45	0	0	42	179	107
3:00	0	0	1	2	3	15:00	0	0	73	69	142
3:15	0	0	0	0	3	15:15	0	0	64	51	115
3:30	0	0	1	2	3	15:30	0	0	51	33	84
3:45	0	0	1	3	1	15:45	0	0	37	225	70
4:00	0	0	1	2	3	16:00	0	0	65	39	104
4:15	0	0	0	3	3	16:15	0	0	67	34	101
4:30	0	0	3	1	4	16:30	0	0	50	38	88
4:45	0	0	6	10	9	16:45	0	0	47	229	91
5:00	0	0	2	4	6	17:00	0	0	62	46	108
5:15	0	0	5	7	12	17:15	0	0	47	36	83
5:30	0	0	8	8	16	17:30	0	0	55	38	93
5:45	0	0	9	24	14	17:45	0	0	51	215	86
6:00	0	0	9	14	23	18:00	0	0	51	41	92
6:15	0	0	17	10	27	18:15	0	0	34	28	62
6:30	0	0	9	19	28	18:30	0	0	51	33	84
6:45	0	0	17	52	57	18:45	0	0	41	177	73
7:00	0	0	25	28	53	19:00	0	0	28	25	53
7:15	0	0	25	40	65	19:15	0	0	24	26	50
7:30	0	0	41	75	116	19:30	0	0	27	22	49
7:45	0	0	70	161	166	19:45	0	0	25	104	46
8:00	0	0	48	41	89	20:00	0	0	19	20	39
8:15	0	0	24	36	60	20:15	0	0	23	16	39
8:30	0	0	41	50	91	20:30	0	0	15	16	31
8:45	0	0	30	143	73	20:45	0	0	22	79	36
9:00	0	0	33	28	61	21:00	0	0	18	10	28
9:15	0	0	49	44	93	21:15	0	0	17	17	34
9:30	0	0	19	31	50	21:30	0	0	10	14	24
9:45	0	0	41	142	74	21:45	0	0	10	55	17
10:00	0	0	27	29	56	22:00	0	0	17	7	24
10:15	0	0	42	30	72	22:15	0	0	8	4	12
10:30	0	0	51	19	70	22:30	0	0	6	7	13
10:45	0	0	31	151	66	22:45	0	0	4	35	8
11:00	0	0	37	42	79	23:00	0	0	3	10	13
11:15	0	0	29	34	63	23:15	0	0	3	6	9
11:30	0	0	35	34	69	23:30	0	0	3	2	5
11:45	0	0	54	155	88	23:45	0	0	12	21	16
TOTALS			864	957	1821	TOTALS			1646	1397	3043
SPLIT %			47.4%	52.6%	37.4%	SPLIT %			54.1%	45.9%	62.6%

DAILY TOTALS						NB	SB	EB	WB	Total	
						0	0	2,510	2,354	4,864	
AM Peak Hour			7:15	7:15	7:15	PM Peak Hour			14:30	14:30	14:30
AM Pk Volume			184	252	436	PM Pk Volume			233	240	473
Pk Hr Factor			0.657	0.656	0.657	Pk Hr Factor			0.798	0.870	0.833
7 - 9 Volume	0	0	304	409	713	4 - 6 Volume	0	0	444	310	754
7 - 9 Peak Hour			7:15	7:15	7:15	4 - 6 Peak Hour			16:00	16:30	16:15
7 - 9 Pk Volume	0	0	184	252	436	4 - 6 Pk Volume	0	0	229	164	388
Pk Hr Factor	0.000	0.000	0.657	0.656	0.657	Pk Hr Factor	0.000	0.000	0.854	0.891	0.898



SPEED

W Angeleno Ave Bet. Victory Blvd & S Glenwood Pl

Day: Tuesday
Date: 1/18/2022

City: Burbank
Project #: CA22_020022_033e

East Bound

Time	< 15	15 - 19	20 - 24	25 - 29	30 - 34	35 - 39	40 - 44	45 - 49	50 - 54	55 - 59	60 - 64	65 - 69	70 +	Total
0:00 AM	0	3	1	0	1	0	0	0	0	0	0	0	0	5
1:00	1	0	1	0	1	0	0	0	0	0	0	0	0	3
2:00	0	0	1	0	0	0	0	0	0	0	0	0	0	1
3:00	0	0	1	0	0	0	0	0	0	0	0	0	0	1
4:00	0	1	0	1	0	0	0	0	0	0	0	0	0	2
5:00	0	0	3	4	1	1	0	0	0	0	0	0	0	9
6:00	2	2	3	5	0	1	0	0	0	0	0	0	0	13
7:00	6	8	19	6	2	1	0	0	0	0	0	0	0	42
8:00	3	4	8	3	1	0	0	0	0	0	0	0	0	19
9:00	2	6	3	5	6	1	0	0	0	0	0	0	0	23
10:00	0	1	4	5	3	1	0	0	0	0	0	0	0	14
11:00	2	5	7	3	3	0	0	0	0	0	0	0	0	20
12:00 PM	4	4	12	4	1	0	0	0	0	0	0	0	0	25
13:00	4	9	6	6	2	0	0	0	0	0	0	0	0	27
14:00	6	1	12	3	2	0	0	0	0	0	0	0	0	24
15:00	3	7	2	4	1	0	0	0	0	0	0	0	0	17
16:00	3	3	12	6	4	0	0	0	0	0	0	0	0	28
17:00	3	4	4	3	2	0	0	0	0	0	0	0	0	16
18:00	4	11	4	8	3	0	0	0	0	0	0	0	0	30
19:00	5	2	7	2	0	0	0	0	0	0	0	0	0	16
20:00	3	3	5	1	2	0	0	0	0	0	0	0	0	14
21:00	4	1	6	1	0	1	0	0	0	0	0	0	0	13
22:00	4	3	2	0	0	0	0	0	0	0	0	0	0	9
23:00	1	0	2	1	1	0	0	0	0	0	0	0	0	5
Totals	60	78	125	71	36	6								376
% of Totals	16%	21%	33%	19%	10%	2%								100%

AM Volumes	16	30	51	32	18	5	0	0	0	0	0	0	0	152		
% AM	4%	8%	14%	9%	5%	1%								40%		
AM Peak Hour	7:00	7:00	7:00	7:00	9:00	5:00								7:00		
Volume	6	8	19	6	6	1								42		
PM Volumes	44	48	74	39	18	1	0	0	0	0	0	0	0	224		
% PM	12%	13%	20%	10%	5%	0%								60%		
PM Peak Hour	14:00	18:00	12:00	18:00	16:00	21:00								18:00		
Volume	6	11	12	8	4	1								30		
Directional Peak Periods		AM 7-9				NOON 12-2				PM 4-6				Off Peak Volumes		
All Speeds		Volume	↔		%	Volume	↔		%	Volume	↔		%	Volume	↔	
		61			16%	52			14%	44			12%	219		

Street Name	Direction	Percentiles					
		15th	50th	Average	85th	95th	ADT
W Angeleno Ave	East Bound	14	22	22	29	33	376
W Angeleno Ave	West Bound	13	22	22	30	34	341

SPEED

W Angeleno Ave Bet. Victory Blvd & S Glenwood Pl

Day: Tuesday
Date: 1/18/2022

City: Burbank
Project #: CA22_020022_033w

West Bound

Time	< 15	15 - 19	20 - 24	25 - 29	30 - 34	35 - 39	40 - 44	45 - 49	50 - 54	55 - 59	60 - 64	65 - 69	70 +	Total
0:00 AM	1	1	3	2	0	1	0	0	0	0	0	0	0	8
1:00	1	0	1	1	0	0	0	0	0	0	0	0	0	3
2:00	0	0	0	0	0	0	0	0	0	0	0	0	0	0
3:00	0	0	0	0	0	0	0	0	0	0	0	0	0	0
4:00	0	0	0	0	0	0	0	0	0	0	0	0	0	0
5:00	0	0	0	1	0	0	0	0	0	0	0	0	0	1
6:00	1	0	3	1	0	0	0	0	0	0	0	0	0	5
7:00	3	3	5	1	5	0	0	1	0	0	0	0	0	18
8:00	5	3	2	4	1	0	0	0	0	0	0	0	0	15
9:00	3	2	4	0	1	1	0	0	0	0	0	0	0	11
10:00	2	3	4	4	4	0	0	0	0	0	0	0	0	17
11:00	2	6	5	1	1	1	0	0	0	0	0	0	0	16
12:00 PM	5	1	7	4	5	0	0	0	0	0	0	0	0	22
13:00	2	9	5	3	4	0	0	0	0	0	0	0	0	23
14:00	4	4	6	1	1	1	0	0	0	0	0	0	0	17
15:00	7	8	8	5	3	0	0	0	0	0	0	0	0	31
16:00	10	4	9	3	7	2	0	0	0	0	0	0	0	35
17:00	4	6	8	15	1	0	0	0	0	0	0	0	0	34
18:00	6	5	7	4	2	0	0	0	0	0	0	0	0	24
19:00	2	5	7	4	3	0	0	0	0	0	0	0	0	21
20:00	1	5	4	8	1	0	0	0	0	0	0	0	0	19
21:00	2	4	3	2	1	0	0	0	0	0	0	0	0	12
22:00	1	1	2	1	0	0	0	0	0	0	0	0	0	5
23:00	1	0	2	0	0	1	0	0	0	0	0	0	0	4
Totals	63	70	95	65	40	7		1						341
% of Totals	18%	21%	28%	19%	12%	2%		0%						100%

AM Volumes	18	18	27	15	12	3	0	1	0	0	0	0	0	94			
% AM	5%	5%	8%	4%	4%	1%		0%						28%			
AM Peak Hour	8:00	11:00	7:00	8:00	7:00			7:00						7:00			
Volume	5	6	5	4	5	1		1						18			
PM Volumes	45	52	68	50	28	4	0	0	0	0	0	0	0	247			
% PM	13%	15%	20%	15%	8%	1%								72%			
PM Peak Hour	16:00	13:00	16:00	17:00	16:00	16:00								16:00			
Volume	10	9	9	15	7	2								35			
Directional Peak Periods		AM 7-9				NOON 12-2			PM 4-6			Off Peak Volumes					
All Speeds		Volume	↔		%	Volume	↔		%	Volume	↔		%	Volume	↔		%
		33			10%	45			13%	69			20%	194			57%

Street Name	Direction	Percentiles					
		15th	50th	Average	85th	95th	ADT
W Angeleno Ave	East Bound	14	22	22	29	33	376
W Angeleno Ave	West Bound	13	22	22	30	34	341

SPEED

W Angeleno Ave Bet. Victory Blvd & S Glenwood Pl

Day: Tuesday
Date: 1/18/2022

City: Burbank
Project #: CA22_020022_033

Summary

Time	< 15	15 - 19	20 - 24	25 - 29	30 - 34	35 - 39	40 - 44	45 - 49	50 - 54	55 - 59	60 - 64	65 - 69	70 +	Total
0:00 AM	1	4	4	2	1	1	0	0	0	0	0	0	0	13
1:00	2	0	2	1	1	0	0	0	0	0	0	0	0	6
2:00	0	0	1	0	0	0	0	0	0	0	0	0	0	1
3:00	0	0	1	0	0	0	0	0	0	0	0	0	0	1
4:00	0	1	0	1	0	0	0	0	0	0	0	0	0	2
5:00	0	0	3	5	1	1	0	0	0	0	0	0	0	10
6:00	3	2	6	6	0	1	0	0	0	0	0	0	0	18
7:00	9	11	24	7	7	1	0	1	0	0	0	0	0	60
8:00	8	7	10	7	2	0	0	0	0	0	0	0	0	34
9:00	5	8	7	5	7	2	0	0	0	0	0	0	0	34
10:00	2	4	8	9	7	1	0	0	0	0	0	0	0	31
11:00	4	11	12	4	4	1	0	0	0	0	0	0	0	36
12:00 PM	9	5	19	8	6	0	0	0	0	0	0	0	0	47
13:00	6	18	11	9	6	0	0	0	0	0	0	0	0	50
14:00	10	5	18	4	3	1	0	0	0	0	0	0	0	41
15:00	10	15	10	9	4	0	0	0	0	0	0	0	0	48
16:00	13	7	21	9	11	2	0	0	0	0	0	0	0	63
17:00	7	10	12	18	3	0	0	0	0	0	0	0	0	50
18:00	10	16	11	12	5	0	0	0	0	0	0	0	0	54
19:00	7	7	14	6	3	0	0	0	0	0	0	0	0	37
20:00	4	8	9	9	3	0	0	0	0	0	0	0	0	33
21:00	6	5	9	3	1	1	0	0	0	0	0	0	0	25
22:00	5	4	4	1	0	0	0	0	0	0	0	0	0	14
23:00	2	0	4	1	1	1	0	0	0	0	0	0	0	9
Totals	123	148	220	136	76	13		1						717
% of Totals	17%	21%	31%	19%	11%	2%		0%						100%

AM Volumes	34	48	78	47	30	8	0	1	0	0	0	0	0	246		
% AM	5%	7%	11%	7%	4%	1%		0%						34%		
AM Peak Hour	7:00	7:00	7:00	10:00	7:00	9:00		7:00						7:00		
Volume	9	11	24	9	7	2		1						60		
PM Volumes	89	100	142	89	46	5	0	0	0	0	0	0	0	471		
% PM	12%	14%	20%	12%	6%	1%								66%		
PM Peak Hour	16:00	13:00	16:00	17:00	16:00	16:00								16:00		
Volume	13	18	21	18	11	2								63		
Directional Peak Periods		AM 7-9				NOON 12-2				PM 4-6				Off Peak Volumes		
All Speeds		Volume		%		Volume		%		Volume		%		Volume	%	
		94	↔	13%		97	↔	14%		113	↔	16%		413	↔	58%

Street Name	Direction	Percentiles					
		15th	50th	Average	85th	95th	ADT
W Angeleno Ave	Summary	14	22	22	29	34	717

VOLUME

W Angeleno Ave Bet. Victory Blvd & S Glenwood Pl

Day: Tuesday
 Date: 1/18/2022

City: Burbank
 Project #: CA22_020022_033

DAILY TOTALS					NB	SB	EB	WB	Total			
					0	0	376	341	717			
AM Period	NB	SB	EB	WB	TOTAL	PM Period	NB	SB	EB	WB	TOTAL	
0:00	0	0	0	0		12:00	0	0	2	5	7	
0:15	0	0	2	4	6	12:15	0	0	11	6	17	
0:30	0	0	2	0	2	12:30	0	0	5	6	11	
0:45	0	0	1	5	4	12:45	0	0	7	25	5	22
1:00	0	0	0	2	2	13:00	0	0	6	7	13	
1:15	0	0	0	1	1	13:15	0	0	8	4	12	
1:30	0	0	0	0		13:30	0	0	6	3	9	
1:45	0	0	3	3	0	13:45	0	0	7	27	9	23
2:00	0	0	0	0		14:00	0	0	4	6	10	
2:15	0	0	0	0		14:15	0	0	7	1	8	
2:30	0	0	1	0	1	14:30	0	0	4	8	12	
2:45	0	0	0	1	0	14:45	0	0	9	24	2	17
3:00	0	0	0	0		15:00	0	0	3	10	13	
3:15	0	0	0	0		15:15	0	0	9	4	13	
3:30	0	0	0	0		15:30	0	0	2	7	9	
3:45	0	0	1	1	0	15:45	0	0	3	17	10	31
4:00	0	0	0	0		16:00	0	0	5	9	14	
4:15	0	0	0	0		16:15	0	0	5	8	13	
4:30	0	0	1	0	1	16:30	0	0	8	9	17	
4:45	0	0	1	2	0	16:45	0	0	10	28	9	35
5:00	0	0	0	0		17:00	0	0	3	10	13	
5:15	0	0	3	1	4	17:15	0	0	7	7	14	
5:30	0	0	2	0	2	17:30	0	0	3	11	14	
5:45	0	0	4	9	0	17:45	0	0	3	16	6	34
6:00	0	0	3	0	3	18:00	0	0	9	3	12	
6:15	0	0	3	0	3	18:15	0	0	6	6	12	
6:30	0	0	3	0	3	18:30	0	0	7	8	15	
6:45	0	0	4	13	5	18:45	0	0	8	30	7	24
7:00	0	0	9	2	11	19:00	0	0	1	3	4	
7:15	0	0	6	4	10	19:15	0	0	2	6	8	
7:30	0	0	12	6	18	19:30	0	0	8	6	14	
7:45	0	0	15	42	6	19:45	0	0	5	16	6	21
8:00	0	0	6	4	10	20:00	0	0	2	5	7	
8:15	0	0	5	3	8	20:15	0	0	6	7	13	
8:30	0	0	5	4	9	20:30	0	0	3	5	8	
8:45	0	0	3	19	4	20:45	0	0	3	14	2	19
9:00	0	0	9	2	11	21:00	0	0	6	7	13	
9:15	0	0	4	2	6	21:15	0	0	2	2	4	
9:30	0	0	3	4	7	21:30	0	0	3	2	5	
9:45	0	0	7	23	3	21:45	0	0	2	13	1	12
10:00	0	0	3	5	8	22:00	0	0	1	1	2	
10:15	0	0	4	0	4	22:15	0	0	2	0	2	
10:30	0	0	3	5	8	22:30	0	0	4	3	7	
10:45	0	0	4	14	7	22:45	0	0	2	9	1	5
11:00	0	0	6	1	7	23:00	0	0	2	1	3	
11:15	0	0	5	7	12	23:15	0	0	0	0		
11:30	0	0	6	4	10	23:30	0	0	1	3	4	
11:45	0	0	3	20	4	23:45	0	0	2	5	0	4
TOTALS			152	94	246	TOTALS			224	247	471	
SPLIT %			61.8%	38.2%	34.3%	SPLIT %			47.6%	52.4%	65.7%	

DAILY TOTALS					NB	SB	EB	WB	Total		
					0	0	376	341	717		
AM Peak Hour			7:00	11:45	7:00	PM Peak Hour			18:00	16:45	16:00
AM Pk Volume			42	21	60	PM Pk Volume			30	37	63
Pk Hr Factor			0.700	0.875	0.714	Pk Hr Factor			0.833	0.841	0.829
7 - 9 Volume	0	0	61	33	94	4 - 6 Volume	0	0	44	69	113
7 - 9 Peak Hour			7:00	7:15	7:00	4 - 6 Peak Hour			16:00	16:45	16:00
7 - 9 Pk Volume	0	0	42	20	60	4 - 6 Pk Volume	0	0	28	37	63
Pk Hr Factor	0.000	0.000	0.700	0.833	0.714	Pk Hr Factor	0.000	0.000	0.700	0.841	0.829



SPEED

W Angeleno Ave Bet. Victory Blvd & S Glenwood Pl

Day: Wednesday
Date: 1/19/2022

City: Burbank
Project #: CA22_020022_033

Summary

Summary table with columns: Time, <15, 15-19, 20-24, 25-29, 30-34, 35-39, 40-44, 45-49, 50-54, 55-59, 60-64, 65-69, 70+, Total. Includes AM and PM volume breakdowns and directional peak periods.

Table with columns: Street Name, Direction, 15th, 50th, Average, 85th, 95th, ADT. Row: W Angeleno Ave Summary.

SPEED

W Angeleno Ave Bet. Victory Blvd & S Glenwood Pl

Day: Wednesday

Date: 1/19/2022

City: Burbank

Project #: CA22_020022_033e

East Bound

Time	< 15	15 - 19	20 - 24	25 - 29	30 - 34	35 - 39	40 - 44	45 - 49	50 - 54	55 - 59	60 - 64	65 - 69	70 +	Total
0:00 AM	0	2	0	0	0	1	0	0	0	0	0	0	0	3
1:00	0	0	0	0	0	0	0	0	0	0	0	0	0	0
2:00	0	1	0	0	0	0	0	0	0	0	0	0	0	1
3:00	0	0	2	0	0	0	0	0	0	0	0	0	0	2
4:00	0	0	0	0	0	0	0	0	0	0	0	0	0	0
5:00	1	0	2	1	2	1	0	0	0	0	0	0	0	7
6:00	0	1	5	1	2	0	0	0	0	0	0	0	0	9
7:00	4	6	15	3	3	0	0	0	0	0	0	0	0	31
8:00	5	5	5	2	0	1	0	0	0	0	0	0	0	18
9:00	3	4	2	4	5	1	0	0	0	0	0	0	0	19
10:00	0	4	3	2	2	1	0	0	0	0	0	0	0	12
11:00	3	8	8	3	1	0	0	0	0	0	0	0	0	23
12:00 PM	6	6	11	2	4	0	0	0	0	0	0	0	0	29
13:00	4	7	7	4	0	0	0	0	0	0	0	0	0	22
14:00	5	4	5	2	2	0	0	0	0	0	0	0	0	18
15:00	3	8	7	3	1	0	0	0	0	0	0	0	0	22
16:00	3	8	11	5	2	0	0	0	0	0	0	0	0	29
17:00	3	6	5	3	0	0	0	0	0	0	0	0	0	17
18:00	11	7	10	5	3	0	0	0	0	0	0	0	0	36
19:00	10	3	2	0	0	0	0	0	0	0	0	0	0	15
20:00	1	3	1	1	1	0	0	0	0	0	0	0	0	7
21:00	1	4	2	1	0	0	0	0	0	0	0	0	0	8
22:00	1	2	6	1	1	0	0	0	0	0	0	0	0	11
23:00	0	1	2	0	0	0	0	0	0	0	0	0	0	3
Totals	64	90	111	43	29	5								342
% of Totals	19%	26%	32%	13%	8%	1%								100%

AM Volumes	16	31	42	16	15	5	0	0	0	0	0	0	0	125		
% AM	5%	9%	12%	5%	4%	1%								37%		
AM Peak Hour	8:00	11:00	7:00	9:00	9:00									7:00		
Volume	5	8	15	4	5	1								31		
PM Volumes	48	59	69	27	14	0	0	0	0	0	0	0	0	217		
% PM	14%	17%	20%	8%	4%									63%		
PM Peak Hour	18:00	15:00	12:00	16:00	12:00									18:00		
Volume	11	8	11	5	4									36		
Directional Peak Periods		AM 7-9				NOON 12-2				PM 4-6				Off Peak Volumes		
All Speeds		Volume	↔		%	Volume	↔		%	Volume	↔		%	Volume	↔	
		49			14%	51			15%	46			13%	196		

Street Name	Direction	Percentiles					
		15th	50th	Average	85th	95th	ADT
W Angeleno Ave	East Bound	13	21	21	28	33	342
W Angeleno Ave	West Bound	14	21	21	28	33	340

SPEED

W Angeleno Ave Bet. Victory Blvd & S Glenwood Pl

Day: Wednesday

Date: 1/19/2022

City: Burbank

Project #: CA22_020022_033w

West Bound

Time	< 15	15 - 19	20 - 24	25 - 29	30 - 34	35 - 39	40 - 44	45 - 49	50 - 54	55 - 59	60 - 64	65 - 69	70 +	Total
0:00 AM	0	1	2	1	0	0	0	0	0	0	0	0	0	4
1:00	0	0	0	1	0	0	0	0	0	0	0	0	0	1
2:00	0	0	2	0	0	0	0	0	0	0	0	0	0	2
3:00	0	0	1	1	0	0	0	0	0	0	0	0	0	2
4:00	0	0	0	0	0	0	0	0	0	0	0	0	0	0
5:00	0	0	0	0	0	0	0	0	0	0	0	0	0	0
6:00	1	1	1	1	0	0	0	0	0	0	0	0	0	4
7:00	3	5	4	3	0	0	0	0	0	0	0	0	0	15
8:00	3	5	4	3	1	0	0	0	0	0	0	0	0	16
9:00	4	3	3	1	1	0	0	0	0	0	0	0	0	12
10:00	4	3	4	3	3	1	0	0	0	0	0	0	0	18
11:00	1	2	4	2	0	0	0	0	0	0	0	0	0	9
12:00 PM	4	1	5	2	2	0	0	0	0	0	0	0	0	14
13:00	3	12	9	4	2	0	0	0	0	0	0	0	0	30
14:00	4	4	5	6	1	0	0	0	0	0	0	0	0	20
15:00	3	7	7	8	3	0	0	0	0	0	0	0	0	28
16:00	6	7	11	3	4	1	0	0	0	0	0	0	0	32
17:00	6	9	15	9	4	0	0	0	0	0	0	0	0	43
18:00	7	9	12	2	1	0	0	0	0	0	0	0	0	31
19:00	4	7	2	3	1	0	0	0	0	0	0	0	0	17
20:00	2	4	5	5	3	1	0	0	0	0	0	0	0	20
21:00	4	2	0	1	0	0	0	0	0	0	0	0	0	7
22:00	1	5	1	3	2	0	0	0	0	0	0	0	0	12
23:00	0	1	1	1	0	0	0	0	0	0	0	0	0	3
Totals	60	88	98	63	28	3								340
% of Totals	18%	26%	29%	19%	8%	1%								100%

AM Volumes	16	20	25	16	5	1	0	0	0	0	0	0	0	83		
% AM	5%	6%	7%	5%	1%	0%								24%		
AM Peak Hour	9:00	7:00	7:00	7:00	10:00	10:00								10:00		
Volume	4	5	4	3	3	1								18		
PM Volumes	44	68	73	47	23	2	0	0	0	0	0	0	0	257		
% PM	13%	20%	21%	14%	7%	1%								76%		
PM Peak Hour	18:00	13:00	17:00	17:00	16:00	16:00								17:00		
Volume	7	12	15	9	4	1								43		
Directional Peak Periods		AM 7-9				NOON 12-2				PM 4-6				Off Peak Volumes		
All Speeds		Volume	↔		%	Volume	↔		%	Volume	↔		%	Volume	↔	
		31			9%	44			13%	75			22%	190		

Street Name	Direction	Percentiles					
		15th	50th	Average	85th	95th	ADT
W Angeleno Ave	East Bound	13	21	21	28	33	342
W Angeleno Ave	West Bound	14	21	21	28	33	340

SPEED

W Angeleno Ave Bet. Victory Blvd & S Glenwood Pl

Day: Wednesday

Date: 1/19/2022

City: Burbank

Project #: CA22_020022_033

Summary

Time	< 15	15 - 19	20 - 24	25 - 29	30 - 34	35 - 39	40 - 44	45 - 49	50 - 54	55 - 59	60 - 64	65 - 69	70 +	Total
0:00 AM	0	3	2	1	0	1	0	0	0	0	0	0	0	7
1:00	0	0	0	1	0	0	0	0	0	0	0	0	0	1
2:00	0	1	2	0	0	0	0	0	0	0	0	0	0	3
3:00	0	0	3	1	0	0	0	0	0	0	0	0	0	4
4:00	0	0	0	0	0	0	0	0	0	0	0	0	0	0
5:00	1	0	2	1	2	1	0	0	0	0	0	0	0	7
6:00	1	2	6	2	2	0	0	0	0	0	0	0	0	13
7:00	7	11	19	6	3	0	0	0	0	0	0	0	0	46
8:00	8	10	9	5	1	1	0	0	0	0	0	0	0	34
9:00	7	7	5	5	6	1	0	0	0	0	0	0	0	31
10:00	4	7	7	5	5	2	0	0	0	0	0	0	0	30
11:00	4	10	12	5	1	0	0	0	0	0	0	0	0	32
12:00 PM	10	7	16	4	6	0	0	0	0	0	0	0	0	43
13:00	7	19	16	8	2	0	0	0	0	0	0	0	0	52
14:00	9	8	10	8	3	0	0	0	0	0	0	0	0	38
15:00	6	15	14	11	4	0	0	0	0	0	0	0	0	50
16:00	9	15	22	8	6	1	0	0	0	0	0	0	0	61
17:00	9	15	20	12	4	0	0	0	0	0	0	0	0	60
18:00	18	16	22	7	4	0	0	0	0	0	0	0	0	67
19:00	14	10	4	3	1	0	0	0	0	0	0	0	0	32
20:00	3	7	6	6	4	1	0	0	0	0	0	0	0	27
21:00	5	6	2	2	0	0	0	0	0	0	0	0	0	15
22:00	2	7	7	4	3	0	0	0	0	0	0	0	0	23
23:00	0	2	3	1	0	0	0	0	0	0	0	0	0	6
Totals	124	178	209	106	57	8								682
% of Totals	18%	26%	31%	16%	8%	1%								100%

AM Volumes	32	51	67	32	20	6	0	0	0	0	0	0	0	208	
% AM	5%	7%	10%	5%	3%	1%								30%	
AM Peak Hour	8:00	7:00	7:00	7:00	9:00	10:00								7:00	
Volume	8	11	19	6	6	2								46	
PM Volumes	92	127	142	74	37	2	0	0	0	0	0	0	0	474	
% PM	13%	19%	21%	11%	5%	0%								70%	
PM Peak Hour	18:00	13:00	16:00	17:00	12:00	16:00								18:00	
Volume	18	19	22	12	6	1								67	
Directional Peak Periods		AM 7-9				NOON 12-2			PM 4-6			Off Peak Volumes			
All Speeds		Volume		%		Volume		%		Volume		%	Volume	%	
		80	↔	12%		95	↔	14%		121	↔	18%	386	↔	57%

Street Name	Direction	Percentiles					
		15th	50th	Average	85th	95th	ADT
W Angeleno Ave	Summary	13	21	21	28	33	682

VOLUME

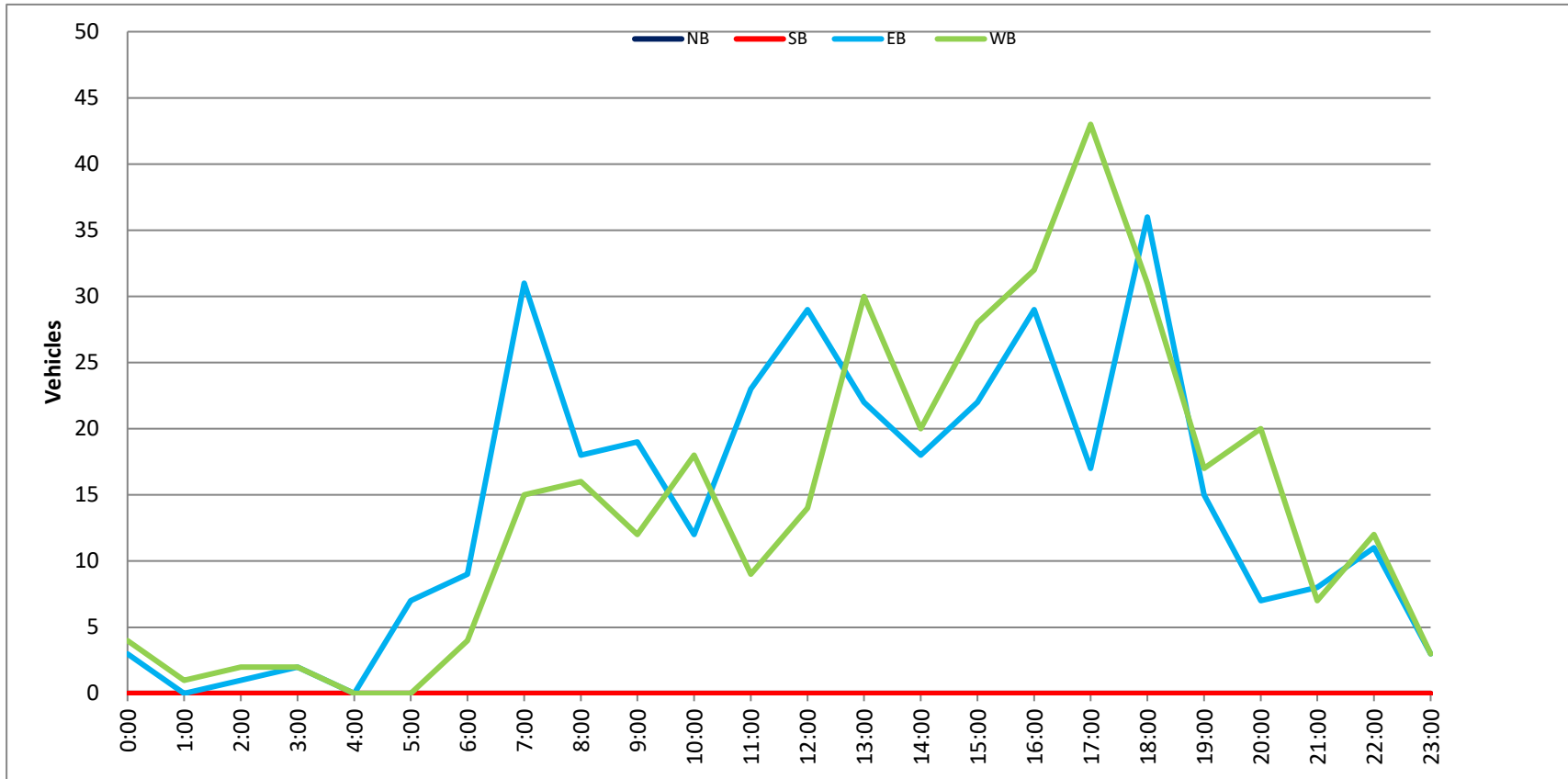
W Angeleno Ave Bet. Victory Blvd & S Glenwood Pl

Day: Wednesday
 Date: 1/19/2022

City: Burbank
 Project #: CA22_020022_033

DAILY TOTALS					NB	SB	EB	WB	Total		
					0	0	342	340	682		
AM Period	NB	SB	EB	WB	TOTAL	PM Period	NB	SB	EB	WB	TOTAL
0:00	0	0	0	0		12:00	0	0	7	2	9
0:15	0	0	0	2	2	12:15	0	0	10	6	16
0:30	0	0	0	1	1	12:30	0	0	3	3	6
0:45	0	0	3	3	4	12:45	0	0	9	29	12
1:00	0	0	0	0		13:00	0	0	3	8	11
1:15	0	0	0	1	1	13:15	0	0	8	7	15
1:30	0	0	0	0		13:30	0	0	2	5	7
1:45	0	0	0	0	1	13:45	0	0	9	22	19
2:00	0	0	0	0		14:00	0	0	4	7	11
2:15	0	0	1	1	2	14:15	0	0	6	2	8
2:30	0	0	0	1	1	14:30	0	0	3	8	11
2:45	0	0	0	1	2	14:45	0	0	5	18	8
3:00	0	0	0	1	1	15:00	0	0	2	6	8
3:15	0	0	0	0		15:15	0	0	9	5	14
3:30	0	0	0	1	1	15:30	0	0	5	7	12
3:45	0	0	2	2	2	15:45	0	0	6	22	16
4:00	0	0	0	0		16:00	0	0	8	6	14
4:15	0	0	0	0		16:15	0	0	8	8	16
4:30	0	0	0	0		16:30	0	0	6	11	17
4:45	0	0	0	0		16:45	0	0	7	29	14
5:00	0	0	0	0		17:00	0	0	4	16	20
5:15	0	0	3	0	3	17:15	0	0	5	8	13
5:30	0	0	0	0		17:30	0	0	5	11	16
5:45	0	0	4	7	4	17:45	0	0	3	17	11
6:00	0	0	4	2	6	18:00	0	0	9	7	16
6:15	0	0	2	0	2	18:15	0	0	8	9	17
6:30	0	0	0	0		18:30	0	0	9	6	15
6:45	0	0	3	9	2	18:45	0	0	10	36	19
7:00	0	0	5	3	8	19:00	0	0	3	4	7
7:15	0	0	5	1	6	19:15	0	0	4	6	10
7:30	0	0	7	6	13	19:30	0	0	5	4	9
7:45	0	0	14	31	5	19:45	0	0	3	15	6
8:00	0	0	8	6	14	20:00	0	0	2	8	10
8:15	0	0	3	3	6	20:15	0	0	2	6	8
8:30	0	0	2	4	6	20:30	0	0	0	3	3
8:45	0	0	5	18	3	20:45	0	0	3	7	6
9:00	0	0	5	2	7	21:00	0	0	5	5	10
9:15	0	0	4	2	6	21:15	0	0	1	1	2
9:30	0	0	6	5	11	21:30	0	0	0	1	1
9:45	0	0	4	19	3	21:45	0	0	2	8	2
10:00	0	0	2	6	8	22:00	0	0	3	2	5
10:15	0	0	2	2	4	22:15	0	0	6	4	10
10:30	0	0	4	4	8	22:30	0	0	0	5	5
10:45	0	0	4	12	6	22:45	0	0	2	11	3
11:00	0	0	5	1	6	23:00	0	0	1	1	2
11:15	0	0	7	3	10	23:15	0	0	2	1	3
11:30	0	0	8	3	11	23:30	0	0	0	1	1
11:45	0	0	3	23	2	23:45	0	0	0	3	0
TOTALS			125	83	208	TOTALS			217	257	474
SPLIT %			60.1%	39.9%	30.5%	SPLIT %			45.8%	54.2%	69.5%

DAILY TOTALS					NB	SB	EB	WB	Total		
					0	0	342	340	682		
AM Peak Hour			7:15	7:30	7:15	PM Peak Hour			18:00	17:00	16:15
AM Pk Volume			34	20	52	PM Pk Volume			36	43	67
Pk Hr Factor			0.607	0.833	0.684	Pk Hr Factor			0.900	0.672	0.838
7 - 9 Volume	0	0	49	31	80	4 - 6 Volume	0	0	46	75	121
7 - 9 Peak Hour			7:15	7:30	7:15	4 - 6 Peak Hour			16:00	17:00	16:15
7 - 9 Pk Volume	0	0	34	20	52	4 - 6 Pk Volume	0	0	29	43	67
Pk Hr Factor	0.000	0.000	0.607	0.833	0.684	Pk Hr Factor	0.000	0.000	0.906	0.672	0.838



SPEED

W Angeleno Ave Bet. Victory Blvd & S Glenwood Pl

Day: Thursday
Date: 1/20/2022

City: Burbank
Project #: CA22_020022_033e

East Bound

Time	<15	15-19	20-24	25-29	30-34	35-39	40-44	45-49	50-54	55-59	60-64	65-69	70+	Total
0:00 AM	0	0	1	0	0	0	0	0	0	0	0	0	0	1
0:15	0	0	0	0	0	0	0	0	0	0	0	0	0	0
0:30	0	0	0	0	0	1	0	0	0	0	0	0	0	1
0:45	0	1	0	0	0	0	0	0	0	0	0	0	0	1
1:00	0	0	0	0	0	0	0	0	0	0	0	0	0	0
1:15	0	0	0	0	0	0	0	0	0	0	0	0	0	0
1:30	0	0	0	0	0	0	0	0	0	0	0	0	0	0
1:45	0	0	0	0	0	0	0	0	0	0	0	0	0	0
2:00	0	0	0	0	1	0	0	0	0	0	0	0	0	1
2:15	0	0	0	0	0	0	0	0	0	0	0	0	0	0
2:30	0	0	0	0	0	0	0	0	0	0	0	0	0	0
2:45	0	0	0	0	0	0	0	0	0	0	0	0	0	0
3:00	0	0	0	0	0	0	0	0	0	0	0	0	0	0
3:15	0	0	0	0	0	0	0	0	0	0	0	0	0	0
3:30	0	0	0	0	0	0	0	0	0	0	0	0	0	0
3:45	0	0	1	0	0	0	0	0	0	0	0	0	0	1
4:00	0	0	0	0	0	0	0	0	0	0	0	0	0	0
4:15	0	0	0	0	0	0	0	0	0	0	0	0	0	0
4:30	0	0	0	0	0	0	0	0	0	0	0	0	0	0
4:45	0	0	0	0	0	0	0	0	0	0	0	0	0	0
5:00	0	0	0	0	0	0	0	0	0	0	0	0	0	0
5:15	0	1	1	0	0	0	0	0	0	0	0	0	0	2
5:30	0	1	0	1	0	0	0	0	0	0	0	0	0	2
5:45	0	0	1	1	0	0	0	0	0	0	0	0	0	2
6:00	0	0	1	2	1	0	0	0	0	0	0	0	0	4
6:15	0	0	1	2	0	0	0	0	0	0	0	0	0	3
6:30	0	1	0	1	1	0	0	0	0	0	0	0	0	3
6:45	0	1	0	1	0	0	0	0	0	0	0	0	0	2
7:00	0	0	1	0	0	0	0	0	0	0	0	0	0	1
7:15	1	2	2	0	0	0	0	0	0	0	0	0	0	5
7:30	1	2	3	1	0	0	0	0	0	0	0	0	0	7
7:45	1	2	5	2	0	0	0	0	0	0	0	0	0	10
8:00	1	3	5	1	0	1	0	0	0	0	0	0	0	11
8:15	0	3	1	0	0	0	0	0	0	0	0	0	0	4
8:30	0	1	1	1	1	0	0	0	0	0	0	0	0	4
8:45	1	0	3	3	0	0	1	0	0	0	0	0	0	8
9:00	1	0	2	1	1	0	0	0	0	0	0	0	0	5
9:15	0	1	1	3	1	0	0	0	0	0	0	0	0	6
9:30	0	2	2	1	1	0	0	0	0	0	0	0	0	6
9:45	0	0	2	1	0	0	0	0	0	0	0	0	0	3
10:00	0	0	3	0	0	0	0	0	0	0	0	0	0	3
10:15	1	0	1	0	0	0	0	0	0	0	0	0	0	2
10:30	0	0	1	0	0	0	0	0	0	0	0	0	0	2
10:45	0	2	1	2	0	0	0	0	0	0	0	0	0	5
11:00	0	3	2	0	1	0	0	0	0	0	0	0	0	6
11:15	0	1	2	1	1	0	0	0	0	0	0	0	0	5
11:30	1	4	0	1	0	0	0	0	0	0	0	0	0	6
11:45	0	3	2	1	0	0	0	0	0	0	0	0	0	6
12:00 PM	1	1	1	1	0	0	0	0	0	0	0	0	0	4
12:15	0	1	2	0	0	0	0	0	0	0	0	0	0	3
12:30	0	0	0	0	0	0	0	0	0	0	0	0	0	0
12:45	1	0	1	0	0	1	0	0	0	0	0	0	0	3
13:00	1	0	3	1	0	0	0	0	0	0	0	0	0	5
13:15	0	2	3	0	0	0	0	0	0	0	0	0	0	5
13:30	2	0	2	3	0	0	1	0	0	0	0	0	0	8
13:45	1	2	1	1	2	0	0	0	0	0	0	0	0	7
14:00	1	1	1	1	0	0	0	0	0	0	0	0	0	4
14:15	1	3	0	0	0	0	0	0	0	0	0	0	0	4
14:30	0	0	3	1	0	0	0	0	0	0	0	0	0	4
14:45	1	3	0	0	0	1	0	0	0	0	0	0	0	5
15:00	2	1	0	2	0	0	0	0	0	0	0	0	0	6
15:15	1	4	2	1	0	0	0	0	0	0	0	0	0	9
15:30	1	2	3	1	0	0	0	0	0	0	0	0	0	7
15:45	2	2	2	2	0	0	0	0	0	0	0	0	0	8
16:00	0	1	0	0	0	0	0	0	0	0	0	0	0	1
16:15	0	1	0	2	0	0	0	0	0	0	0	0	0	3
16:30	1	1	2	1	1	0	0	0	0	0	0	0	0	6
16:45	0	1	2	1	0	0	0	0	0	0	0	0	0	4
17:00	2	2	4	0	0	0	0	0	0	0	0	0	0	8
17:15	0	2	0	2	1	0	0	0	0	0	0	0	0	5
17:30	0	0	4	0	1	0	0	0	0	0	0	0	0	5
17:45	2	1	1	1	0	0	0	0	0	0	0	0	0	5
18:00	1	2	2	1	1	1	0	0	0	0	0	0	0	8
18:15	1	0	1	0	1	0	0	0	0	0	0	0	0	3
18:30	0	0	0	1	0	0	0	0	0	0	0	0	0	2
18:45	0	1	5	3	1	0	0	0	0	0	0	0	0	10
19:00	2	2	3	1	0	0	0	0	0	0	0	0	0	8
19:15	2	0	0	2	0	0	0	0	0	0	0	0	0	4
19:30	2	3	3	1	0	0	0	0	0	0	0	0	0	9
19:45	1	1	1	1	0	0	0	0	0	0	0	0	0	4
20:00	0	2	2	1	1	0	0	0	0	0	0	0	0	6
20:15	0	2	1	0	0	0	0	0	0	0	0	0	0	3
20:30	1	1	0	0	0	0	0	0	0	0	0	0	0	2
20:45	1	0	1	0	0	0	0	0	0	0	0	0	0	2
21:00	1	1	0	0	2	0	0	0	0	0	0	0	0	4
21:15	0	0	1	0	0	0	0	0	0	0	0	0	0	1
21:30	1	1	3	0	0	0	0	0	0	0	0	0	0	5
21:45	0	0	2	0	0	0	0	0	0	0	0	0	0	2
22:00	1	0	0	0	3	0	0	0	0	0	0	0	0	4
22:15	0	1	0	0	0	0	0	0	0	0	0	0	0	1
22:30	1	1	1	0	0	0	0	0	0	0	0	0	0	3
22:45	0	1	1	0	0	0	0	0	0	0	0	0	0	2
23:00	1	1	0	0	0	0	0	0	0	0	0	0	0	2
23:15	0	0	1	0	0	0	0	0	0	0	0	0	0	1
23:30	0	0	0	0	0	0	0	0	0	0	0	0	0	0
23:45	0	1	0	0	0	0	0	0	0	0	0	0	0	1
ADT	44	16	111	42	25	6	8	0	0	0	0	0	0	104
% of Totals	12%	26%	33%	15%	7%	3%	3%	0%	0%	0%	0%	0%	0%	100%

Directional Peak Periods	AM 7-9				NOON 12-2				PM 4-6				Off Peak Volumes	
All Classes	Volume	%	Volume	%	Volume	%	Volume	%	Volume	%	Volume	%	Volume	%
	50	15%	35	10%	37	11%	212	63%						

Street Name	Direction	Percentiles					ADT
		15th	50th	Average	85th	95th	
W Angeleno Ave	East Bound	15	22	22	28	33	334
W Angeleno Ave	West Bound	15	22	21	28	32	365

SPEED

W Angeleno Ave Bet. Victory Blvd & S Glenwood Pl

Day: Thursday
Date: 1/20/2022

City: Burbank
Project #: CA22_020022_033w

West Bound

Time	<15	15 - 19	20 - 24	25 - 29	30 - 34	35 - 39	40 - 44	45 - 49	50 - 54	55 - 59	60 - 64	65 - 69	70 +	Total
0:00 AM	0	0	0	0	0	0	0	0	0	0	0	0	0	0
0:15	0	0	0	0	0	0	0	0	0	0	0	0	0	0
0:30	0	0	1	0	0	0	0	0	0	0	0	0	0	1
0:45	0	0	0	0	0	0	0	0	0	0	0	0	0	0
1:00	0	0	0	0	0	0	0	0	0	0	0	0	0	0
1:15	0	0	0	1	0	0	0	0	0	0	0	0	0	1
1:30	0	0	0	0	0	0	0	0	0	0	0	0	0	0
1:45	0	0	0	0	0	0	0	0	0	0	0	0	0	0
2:00	0	0	0	0	0	0	0	0	0	0	0	0	0	0
2:15	0	1	0	0	0	0	0	0	0	0	0	0	0	1
2:30	0	0	0	0	0	0	0	0	0	0	0	0	0	0
2:45	0	0	0	0	0	0	0	0	0	0	0	0	0	0
3:00	0	0	0	0	0	0	0	0	0	0	0	0	0	0
3:15	0	0	0	0	0	0	0	0	0	0	0	0	0	0
3:30	0	0	0	0	0	0	0	0	0	0	0	0	0	0
3:45	0	0	0	0	0	0	0	0	0	0	0	0	0	0
4:00	0	0	0	0	0	0	0	0	0	0	0	0	0	0
4:15	0	0	0	0	0	0	0	0	0	0	0	0	0	0
4:30	0	0	0	0	0	0	0	0	0	0	0	0	0	0
4:45	0	0	0	0	0	0	0	0	0	0	0	0	0	0
5:00	0	1	1	0	0	0	0	0	0	0	0	0	0	2
5:15	0	0	0	0	0	0	0	0	0	0	0	0	0	0
5:30	0	0	0	0	0	0	0	0	0	0	0	0	0	0
5:45	0	0	0	0	0	0	0	0	0	0	0	0	0	0
6:00	0	0	0	0	0	0	0	0	0	0	0	0	0	0
6:15	0	0	0	0	0	0	0	0	0	0	0	0	0	0
6:30	0	0	0	0	0	0	0	0	0	0	0	0	0	0
6:45	1	0	0	0	0	0	0	0	0	0	0	0	0	1
7:00	0	1	2	0	1	0	0	0	0	0	0	0	0	4
7:15	0	1	0	0	1	0	0	0	0	0	0	0	0	2
7:30	1	2	1	0	0	1	0	0	0	0	0	0	0	4
7:45	1	1	4	1	1	0	0	0	0	0	0	0	0	8
8:00	0	2	3	1	0	0	0	0	0	0	0	0	0	6
8:15	1	0	1	1	0	0	0	0	0	0	0	0	0	4
8:30	0	0	0	1	0	0	0	0	0	0	0	0	0	1
8:45	0	0	2	0	2	0	0	0	0	0	0	0	0	4
9:00	1	0	1	0	1	0	0	0	0	0	0	0	0	3
9:15	0	0	1	1	0	0	0	0	0	0	0	0	0	2
9:30	0	0	0	1	0	0	0	0	0	0	0	0	0	1
9:45	0	0	1	2	0	0	0	0	0	0	0	0	0	3
10:00	1	2	0	1	0	0	0	0	0	0	0	0	0	4
10:15	1	0	2	2	1	0	0	0	0	0	0	0	0	6
10:30	0	0	0	1	0	0	0	0	0	0	0	0	0	1
10:45	0	2	1	0	0	0	0	0	0	0	0	0	0	3
11:00	0	1	4	0	1	0	0	0	0	0	0	0	0	6
11:15	1	0	1	1	0	0	0	0	0	0	0	0	0	3
11:30	0	1	1	0	0	0	0	0	0	0	0	0	0	2
11:45	0	2	0	2	0	0	0	0	0	0	0	0	0	4
12:00 PM	1	1	2	0	2	0	0	0	0	0	0	0	0	6
12:15	2	0	7	1	0	0	0	0	0	0	0	0	0	10
12:30	3	1	2	0	0	0	0	0	0	0	0	0	0	6
12:45	1	0	0	1	0	0	0	0	0	0	0	0	0	2
13:00	1	1	2	0	0	0	0	0	0	0	0	0	0	4
13:15	1	1	4	0	0	0	0	0	0	0	0	0	0	6
13:30	0	0	12	0	2	0	0	0	0	0	0	0	0	14
13:45	4	1	0	2	0	0	0	0	0	0	0	0	0	7
14:00	1	2	2	1	0	0	0	0	0	0	0	0	0	6
14:15	4	2	0	1	1	0	0	0	0	0	0	0	0	8
14:30	1	0	2	2	0	0	0	0	0	0	0	0	0	5
14:45	0	4	2	3	0	0	0	0	0	0	0	0	0	9
15:00	1	2	6	0	0	0	0	0	0	0	0	0	0	9
15:15	3	1	3	4	0	0	0	0	0	0	0	0	0	11
15:30	2	3	4	3	1	0	0	0	0	0	0	0	0	13
15:45	2	1	0	1	0	0	0	0	0	0	0	0	0	4
16:00	0	1	1	2	1	1	0	0	0	0	0	0	0	6
16:15	1	3	0	0	1	0	0	0	0	0	0	0	0	6
16:30	1	4	3	0	0	0	0	0	0	0	0	0	0	8
16:45	3	4	4	0	0	0	0	0	0	0	0	0	0	11
17:00	0	4	5	1	0	0	0	0	0	0	0	0	0	10
17:15	1	4	5	1	0	0	0	0	0	0	0	0	0	11
17:30	0	3	2	3	0	0	0	0	0	0	0	0	0	8
17:45	0	2	2	1	0	0	0	0	0	0	0	0	0	5
18:00	0	1	9	0	0	0	0	0	0	0	0	0	0	10
18:15	3	2	2	1	0	0	0	0	0	0	0	0	0	8
18:30	0	1	5	1	0	0	0	0	0	0	0	0	0	7
18:45	0	0	1	0	1	0	0	0	0	0	0	0	0	2
19:00	1	0	1	2	0	0	0	0	0	0	0	0	0	4
19:15	1	5	1	0	0	0	0	0	0	0	0	0	0	7
19:30	0	3	2	0	1	0	0	0	0	0	0	0	0	6
19:45	0	0	1	2	1	1	0	0	0	0	0	0	0	5
20:00	0	2	5	0	1	0	0	0	0	0	0	0	0	8
20:15	0	1	2	4	0	0	0	0	0	0	0	0	0	7
20:30	1	2	2	1	0	0	0	0	0	0	0	0	0	6
20:45	2	0	1	2	0	0	0	0	0	0	0	0	0	5
21:00	0	1	2	0	1	0	0	0	0	0	0	0	0	4
21:15	1	2	0	0	1	0	0	0	0	0	0	0	0	4
21:30	1	1	0	0	0	0	0	0	0	0	0	0	0	2
21:45	0	0	1	1	0	0	0	0	0	0	0	0	0	2
22:00	0	0	2	0	0	0	0	0	0	0	0	0	0	2
22:15	0	0	0	0	0	0	0	0	0	0	0	0	0	0
22:30	0	1	1	0	0	0	0	0	0	0	0	0	0	2
22:45	0	1	0	1	0	0	0	0	0	0	0	0	0	2
23:00	0	1	0	2	0	0	0	0	0	0	0	0	0	2
23:15	0	0	1	0	0	0	0	0	0	0	0	0	0	1
23:30	0	0	1	1	0	0	0	0	0	0	0	0	0	2
23:45	1	0	0	1	0	0	0	0	0	0	0	0	0	3
Grand Totals	12	14	117	12	24	5	3	3	0	0	0	0	0	133
% of Totals	14%	24%	30%	17%	26%	3%	3%	0%						100%

AM Volumes	9	17	27	17	9	0	0	0	0	0	0	0	0	78
% AMH	2%	5%	7%	5%	2%	0%	0%	0%	0%	0%	0%	0%	0%	21%
AM Peak Hour	11:45	7:15	11:45	9:30	8:15									11:45
Volume	6	6	11	6	4									26
PM Volumes	44	69	110	65	45	9	4	0	0	0	0	0	0	439
% PM	12%	19%	30%	12%	4%	3%	0%	0%	0%	0%	0%	0%	0%	79%
PM Peak Hour	13:45	16:30	12:45	14:45	13:30	15:30	23:00							14:45
Volume	19	16	18	20	3	3	42							42

Directional Peak Periods	AM 7-9		NOON 12-2		PM 4-6		Off Peak Volumes	
	Volume	%	Volume	%	Volume	%	Volume	%
All Classes	33	9%	55	15%	65	18%	212	58%

Street Name	Direction	Percentiles					ADT
		15th	50th	Average	85th	95th	
W Angeleno Ave	East Bound	15	22	22	28	33	334
W Angeleno Ave	West Bound	15	22	21	28	32	365

Day: Thursday
Date: 1/20/2022

W Angeleno Ave Bet. Victory Blvd & S Glenwood Pl

City: Burbank
Project #: CA22_020022_033

Summary

Time	<15	15-19	20-24	25-29	30-34	35-39	40-44	45-49	50-54	55-59	60-64	65-69	70+	Total
0:00 AM	0	0	1	0	0	0	0	0	0	0	0	0	0	1
0:15	0	0	1	0	0	0	0	0	0	0	0	0	0	2
0:30	0	1	0	0	0	0	0	0	0	0	0	0	0	1
0:45	0	0	0	0	0	0	0	0	0	0	0	0	0	0
1:00	0	0	0	0	0	0	0	0	0	0	0	0	0	0
1:15	0	0	1	0	0	0	0	0	0	0	0	0	0	1
1:30	0	0	0	0	0	0	0	0	0	0	0	0	0	0
1:45	0	0	0	0	0	0	0	0	0	0	0	0	0	0
2:00	0	0	0	0	1	0	0	0	0	0	0	0	0	1
2:15	0	1	0	0	0	0	0	0	0	0	0	0	0	1
2:30	0	0	0	1	0	0	0	0	0	0	0	0	0	1
2:45	0	0	0	0	0	0	0	0	0	0	0	0	0	0
3:00	0	0	0	0	0	0	0	0	0	0	0	0	0	0
3:15	0	0	0	0	0	0	0	0	0	0	0	0	0	0
3:30	0	0	0	0	0	0	0	0	0	0	0	0	0	0
3:45	0	1	0	0	0	0	0	0	0	0	0	0	0	1
4:00	0	0	0	0	0	0	0	0	0	0	0	0	0	0
4:15	0	0	0	0	0	0	0	0	0	0	0	0	0	0
4:30	0	0	0	0	0	0	0	0	0	0	0	0	0	0
4:45	0	0	0	0	0	0	0	0	0	0	0	0	0	0
5:00	1	1	0	0	0	0	0	0	0	0	0	0	0	2
5:15	0	1	1	0	0	0	0	0	0	0	0	0	0	2
5:30	0	1	0	1	0	0	0	0	0	0	0	0	0	2
5:45	0	0	1	1	0	0	0	0	0	0	0	0	0	2
6:00	0	1	2	1	0	0	0	0	0	0	0	0	0	4
6:15	0	0	1	2	0	0	0	0	0	0	0	0	0	3
6:30	0	1	0	1	1	0	0	0	0	0	0	0	0	3
6:45	1	1	0	1	0	0	0	0	0	0	0	0	0	3
7:00	0	1	3	0	1	0	0	0	0	0	0	0	0	5
7:15	1	3	2	0	1	0	0	0	3	0	0	0	0	7
7:30	2	4	4	1	0	0	0	0	0	0	0	0	0	11
7:45	2	3	9	3	1	0	0	0	0	0	0	0	0	18
8:00	1	5	8	2	0	1	0	0	0	0	0	0	0	17
8:15	1	3	2	1	0	0	0	0	0	0	0	0	0	8
8:30	0	1	1	2	1	0	0	0	0	0	0	0	0	5
8:45	1	0	5	3	2	0	1	0	0	0	0	0	0	12
9:00	2	0	3	1	2	0	0	0	0	0	0	0	0	8
9:15	0	1	2	4	1	0	0	0	0	0	0	0	0	8
9:30	0	2	2	2	1	0	0	0	0	0	0	0	0	7
9:45	0	0	3	3	0	0	0	0	0	0	0	0	0	6
10:00	1	2	3	1	0	0	0	0	0	0	0	0	0	7
10:15	2	0	3	2	1	0	0	0	0	0	0	0	0	8
10:30	0	0	1	1	0	0	0	0	0	0	0	0	0	3
10:45	0	4	2	2	0	0	0	0	0	0	0	0	0	8
11:00	0	4	6	0	2	0	0	0	0	0	0	0	0	12
11:15	1	1	3	2	1	0	0	0	0	0	0	0	0	8
11:30	1	5	1	1	0	0	0	0	0	0	0	0	0	8
11:45	0	5	2	3	0	0	0	0	0	0	0	0	0	10
12:00 PM	2	2	3	1	2	0	0	0	0	0	0	0	0	10
12:15	2	1	9	1	0	0	0	0	0	0	0	0	0	13
12:30	3	1	2	0	0	0	0	0	0	0	0	0	0	6
12:45	2	0	1	1	0	0	1	0	0	0	0	0	0	5
13:00	2	1	5	1	0	0	0	0	0	0	0	0	0	9
13:15	1	3	7	0	0	0	0	0	0	0	0	0	0	11
13:30	2	0	14	3	2	0	1	0	0	0	0	0	0	22
13:45	5	3	1	3	2	0	0	0	0	0	0	0	0	14
14:00	2	3	3	2	0	0	0	0	0	0	0	0	0	10
14:15	5	5	0	1	1	0	0	0	0	0	0	0	0	12
14:30	1	0	5	3	0	0	0	0	0	0	0	0	0	9
14:45	1	7	2	3	0	1	0	0	0	0	0	0	0	14
15:00	3	3	6	3	2	1	0	0	0	0	0	0	0	15
15:15	4	5	5	5	0	0	1	0	0	0	0	0	0	20
15:30	3	5	7	4	1	0	0	0	0	0	0	0	0	20
15:45	4	3	2	3	0	0	0	0	0	0	0	0	0	12
16:00	0	2	1	2	1	1	0	0	0	0	0	0	0	7
16:15	1	4	0	2	1	0	0	0	0	0	0	0	0	9
16:30	2	5	5	1	1	0	0	0	0	0	0	0	0	14
16:45	3	5	6	1	0	0	0	0	0	0	0	0	0	15
17:00	2	6	9	1	0	0	0	0	0	0	0	0	0	18
17:15	1	6	5	3	1	0	0	0	0	0	0	0	0	16
17:30	0	3	6	3	1	0	0	0	0	0	0	0	0	13
17:45	2	3	3	2	0	0	0	0	0	0	0	0	0	10
18:00	1	3	11	1	1	1	0	0	0	0	0	0	0	18
18:15	4	2	3	1	1	0	0	0	0	0	0	0	0	11
18:30	0	1	5	2	1	0	0	0	0	0	0	0	0	9
18:45	0	1	6	3	2	0	0	0	0	0	0	0	0	12
19:00	3	2	4	3	0	0	0	0	0	0	0	0	0	12
19:15	3	5	1	2	0	0	0	0	0	0	0	0	0	11
19:30	2	6	5	1	1	0	0	0	0	0	0	0	0	15
19:45	1	1	2	3	1	1	0	0	0	0	0	0	0	9
20:00	0	4	7	1	2	0	0	0	0	0	0	0	0	14
20:15	0	3	3	4	0	0	0	0	0	0	0	0	0	10
20:30	2	3	2	1	0	0	0	0	0	0	0	0	0	8
20:45	3	0	2	2	0	0	0	0	0	0	0	0	0	7
21:00	1	2	2	0	3	0	0	0	0	0	0	0	0	8
21:15	1	2	1	0	1	0	0	0	0	0	0	0	0	5
21:30	2	2	3	0	0	0	0	0	0	0	0	0	0	7
21:45	0	0	3	1	1	0	0	0	0	0	0	0	0	5
22:00	1	0	2	3	0	0	0	0	0	0	0	0	0	6
22:15	0	1	0	0	0	0	0	0	0	0	0	0	0	1
22:30	1	2	2	0	0	0	0	0	0	0	0	0	0	5
22:45	0	2	1	1	0	0	0	0	0	0	0	0	0	4
23:00	1	2	0	1	0	0	0	0	0	0	0	0	0	4
23:15	0	0	2	0	0	0	0	0	0	0	0	0	0	2
23:30	0	0	1	1	0	0	0	0	0	0	0	0	0	2
23:45	1	1	0	1	0	0	1	0	0	0	0	0	0	4
% of Totals	1%	17%	24%	12%	4%	0%	0%	0%	0%	0%	0%	0%	0%	100%
% of Totals	1%	25%	35%	18%	7%	1%	1%	1%	1%	1%	1%	1%	1%	100%
AM Volumes	10	51	73	41	20	1	1	0	0	0	0	0	0	206
% AMH	2%	7%	10%	6%	3%	0%	0%	0%	0%	0%	0%	0%	0%	20%
AM Peak Hour	11:45	7:15	7:15	8:30	8:15		7:15	8:00						7:30
Volume	7	15	23	10	6		1							54
PM Volumes	40	141	176	80	48	6	8	0	0	0	0	0	0	459
% PMH	11%	17%	25%	11%	4%	3%	0%	0%	0%	0%	0%	0%	0%	71%
PM Peak Hour	13:30	16:30	12:45	14:45	13:30	15:30	12:45							14:45
Volume	11	27	27	14	5		1							69
Directional Peak Periods	AM 7-9			NOON 12-2			PM 4-6			Off Peak Volumes				
All Classes	Volume		%	Volume		%	Volume		%	Volume		%		
	83	←→	12%	90	←→	13%	102	←→	15%	424	←→	61%		
Street Name	Direction	15th	50th	Average	85th	95th	ADT							
W Angeleno Ave	Summary	15	22	21	28	33	699							

SPEED

W Angeleno Ave Bet. Victory Blvd & S Glenwood Pl

Day: Thursday
Date: 1/20/2022

City: Burbank
Project #: CA22_020022_033e

East Bound

Time	< 15	15 - 19	20 - 24	25 - 29	30 - 34	35 - 39	40 - 44	45 - 49	50 - 54	55 - 59	60 - 64	65 - 69	70 +	Total
0:00 AM	0	1	1	0	1	0	0	0	0	0	0	0	0	3
1:00	0	0	0	0	0	0	0	0	0	0	0	0	0	0
2:00	0	0	0	0	1	0	0	0	0	0	0	0	0	1
3:00	0	0	1	0	0	0	0	0	0	0	0	0	0	1
4:00	0	0	0	0	0	0	0	0	0	0	0	0	0	0
5:00	0	2	2	2	0	0	0	0	0	0	0	0	0	6
6:00	0	2	2	6	2	0	0	0	0	0	0	0	0	12
7:00	3	6	11	3	0	0	0	0	0	0	0	0	0	23
8:00	2	7	10	5	1	1	1	0	0	0	0	0	0	27
9:00	1	3	7	6	3	0	0	0	0	0	0	0	0	20
10:00	1	2	6	2	1	0	0	0	0	0	0	0	0	12
11:00	1	11	6	3	2	0	0	0	0	0	0	0	0	23
12:00 PM	2	2	4	1	0	1	0	0	0	0	0	0	0	10
13:00	4	4	9	5	2	0	1	0	0	0	0	0	0	25
14:00	3	7	4	2	0	1	0	0	0	0	0	0	0	17
15:00	6	9	7	6	1	0	1	0	0	0	0	0	0	30
16:00	1	4	4	4	1	0	0	0	0	0	0	0	0	14
17:00	4	5	9	3	2	0	0	0	0	0	0	0	0	23
18:00	2	3	8	5	4	1	0	0	0	0	0	0	0	23
19:00	7	6	7	5	0	0	0	0	0	0	0	0	0	25
20:00	2	5	4	1	1	0	0	0	0	0	0	0	0	13
21:00	2	2	6	0	2	0	0	0	0	0	0	0	0	12
22:00	2	3	2	3	0	0	0	0	0	0	0	0	0	10
23:00	1	2	1	0	0	0	0	0	0	0	0	0	0	4
Totals	44	86	111	62	24	4	3							334
% of Totals	13%	26%	33%	19%	7%	1%	1%							100%

AM Volumes	8	34	46	27	11	1	1	0	0	0	0	0	0	128	
% AM	2%	10%	14%	8%	3%	0%	0%							38%	
AM Peak Hour	7:00	11:00	7:00	6:00	9:00	8:00	8:00							8:00	
Volume	3	11	11	6	3	1	1							27	
PM Volumes	36	52	65	35	13	3	2	0	0	0	0	0	0	206	
% PM	11%	16%	19%	10%	4%	1%	1%							62%	
PM Peak Hour	19:00	15:00	13:00	15:00	18:00	12:00	13:00							15:00	
Volume	7	9	9	6	4	1	1							30	
Directional Peak Periods		AM 7-9				NOON 12-2				PM 4-6				Off Peak Volumes	
All Speeds		Volume		%	Volume		%	Volume		%	Volume		%		
		50	↔	15%	35	↔	10%	37	↔	11%	212	↔	63%		

Street Name	Direction	Percentiles					
		15th	50th	Average	85th	95th	ADT
W Angeleno Ave	East Bound	15	22	22	28	33	334
W Angeleno Ave	West Bound	15	22	21	28	32	365

SPEED

W Angeleno Ave Bet. Victory Blvd & S Glenwood Pl

Day: Thursday
Date: 1/20/2022

City: Burbank
Project #: CA22_020022_033w

West Bound

Time	< 15	15 - 19	20 - 24	25 - 29	30 - 34	35 - 39	40 - 44	45 - 49	50 - 54	55 - 59	60 - 64	65 - 69	70 +	Total
0:00 AM	0	0	1	0	0	0	0	0	0	0	0	0	0	1
1:00	0	0	0	1	0	0	0	0	0	0	0	0	0	1
2:00	0	1	0	1	0	0	0	0	0	0	0	0	0	2
3:00	0	0	0	0	0	0	0	0	0	0	0	0	0	0
4:00	0	0	0	0	0	0	0	0	0	0	0	0	0	0
5:00	0	1	1	0	0	0	0	0	0	0	0	0	0	2
6:00	1	0	0	0	0	0	0	0	0	0	0	0	0	1
7:00	2	5	7	1	3	0	0	0	0	0	0	0	0	18
8:00	1	2	6	3	3	0	0	0	0	0	0	0	0	15
9:00	1	0	3	4	1	0	0	0	0	0	0	0	0	9
10:00	2	4	3	4	1	0	0	0	0	0	0	0	0	14
11:00	1	4	6	3	1	0	0	0	0	0	0	0	0	15
12:00 PM	7	2	11	2	2	0	0	0	0	0	0	0	0	24
13:00	6	3	18	2	2	0	0	0	0	0	0	0	0	31
14:00	6	8	6	7	1	0	0	0	0	0	0	0	0	28
15:00	8	7	13	8	1	0	0	0	0	0	0	0	0	37
16:00	5	12	8	2	2	2	0	0	0	0	0	0	0	31
17:00	1	13	14	6	0	0	0	0	0	0	0	0	0	34
18:00	3	4	17	2	1	0	0	0	0	0	0	0	0	27
19:00	2	8	5	4	2	1	0	0	0	0	0	0	0	22
20:00	3	5	10	7	1	0	0	0	0	0	0	0	0	26
21:00	2	4	3	1	3	0	0	0	0	0	0	0	0	13
22:00	0	2	3	1	0	0	0	0	0	0	0	0	0	6
23:00	1	1	2	3	0	0	1	0	0	0	0	0	0	8
Totals	52	86	137	62	24	3	1							365
% of Totals	14%	24%	38%	17%	7%	1%	0%							100%

AM Volumes	8	17	27	17	9	0	0	0	0	0	0	0	0	78
% AM	2%	5%	7%	5%	2%									21%
AM Peak Hour	7:00	7:00	7:00	9:00	7:00									7:00
Volume	2	5	7	4	3									18
PM Volumes	44	69	110	45	15	3	1	0	0	0	0	0	0	287
% PM	12%	19%	30%	12%	4%	1%	0%							79%
PM Peak Hour	15:00	17:00	13:00	15:00	21:00	16:00	23:00							15:00
Volume	8	13	18	8	3	2	1							37
Directional Peak Periods		AM 7-9				NOON 12-2			PM 4-6			Off Peak Volumes		
All Speeds		Volume		%	Volume		%	Volume		%	Volume		%	
		33	↔	9%	55	↔	15%	65	↔	18%	212	↔	58%	

Street Name	Direction	Percentiles					
		15th	50th	Average	85th	95th	ADT
W Angeleno Ave	East Bound	15	22	22	28	33	334
W Angeleno Ave	West Bound	15	22	21	28	32	365

SPEED

W Angeleno Ave Bet. Victory Blvd & S Glenwood Pl

Day: Thursday
Date: 1/20/2022

City: Burbank
Project #: CA22_020022_033

Summary

Time	< 15	15 - 19	20 - 24	25 - 29	30 - 34	35 - 39	40 - 44	45 - 49	50 - 54	55 - 59	60 - 64	65 - 69	70 +	Total
0:00 AM	0	1	2	0	1	0	0	0	0	0	0	0	0	4
1:00	0	0	0	1	0	0	0	0	0	0	0	0	0	1
2:00	0	1	0	1	1	0	0	0	0	0	0	0	0	3
3:00	0	0	1	0	0	0	0	0	0	0	0	0	0	1
4:00	0	0	0	0	0	0	0	0	0	0	0	0	0	0
5:00	0	3	3	2	0	0	0	0	0	0	0	0	0	8
6:00	1	2	2	6	2	0	0	0	0	0	0	0	0	13
7:00	5	11	18	4	3	0	0	0	0	0	0	0	0	41
8:00	3	9	16	8	4	1	1	0	0	0	0	0	0	42
9:00	2	3	10	10	4	0	0	0	0	0	0	0	0	29
10:00	3	6	9	6	2	0	0	0	0	0	0	0	0	26
11:00	2	15	12	6	3	0	0	0	0	0	0	0	0	38
12:00 PM	9	4	15	3	2	1	0	0	0	0	0	0	0	34
13:00	10	7	27	7	4	0	1	0	0	0	0	0	0	56
14:00	9	15	10	9	1	1	0	0	0	0	0	0	0	45
15:00	14	16	20	14	2	0	1	0	0	0	0	0	0	67
16:00	6	16	12	6	3	2	0	0	0	0	0	0	0	45
17:00	5	18	23	9	2	0	0	0	0	0	0	0	0	57
18:00	5	7	25	7	5	1	0	0	0	0	0	0	0	50
19:00	9	14	12	9	2	1	0	0	0	0	0	0	0	47
20:00	5	10	14	8	2	0	0	0	0	0	0	0	0	39
21:00	4	6	9	1	5	0	0	0	0	0	0	0	0	25
22:00	2	5	5	4	0	0	0	0	0	0	0	0	0	16
23:00	2	3	3	3	0	0	1	0	0	0	0	0	0	12
Totals	96	172	248	124	48	7	4							699
% of Totals	14%	25%	35%	18%	7%	1%	1%							100%

AM Volumes	16	51	73	44	20	1	1	0	0	0	0	0	0	206		
% AM	2%	7%	10%	6%	3%	0%	0%							29%		
AM Peak Hour	7:00	11:00	7:00	9:00	8:00	8:00	8:00							8:00		
Volume	5	15	18	10	4	1	1							42		
PM Volumes	80	121	175	80	28	6	3	0	0	0	0	0	0	493		
% PM	11%	17%	25%	11%	4%	1%	0%							71%		
PM Peak Hour	15:00	17:00	13:00	15:00	18:00	16:00	13:00							15:00		
Volume	14	18	27	14	5	2	1							67		
Directional Peak Periods		AM 7-9				NOON 12-2				PM 4-6				Off Peak Volumes		
All Speeds		Volume	↔		%	Volume	↔		%	Volume	↔		%	Volume	↔	
		83			12%	90			13%	102			15%	424		

Street Name	Direction	Percentiles					
		15th	50th	Average	85th	95th	ADT
W Angeleno Ave	Summary	15	22	21	28	33	699

VOLUME

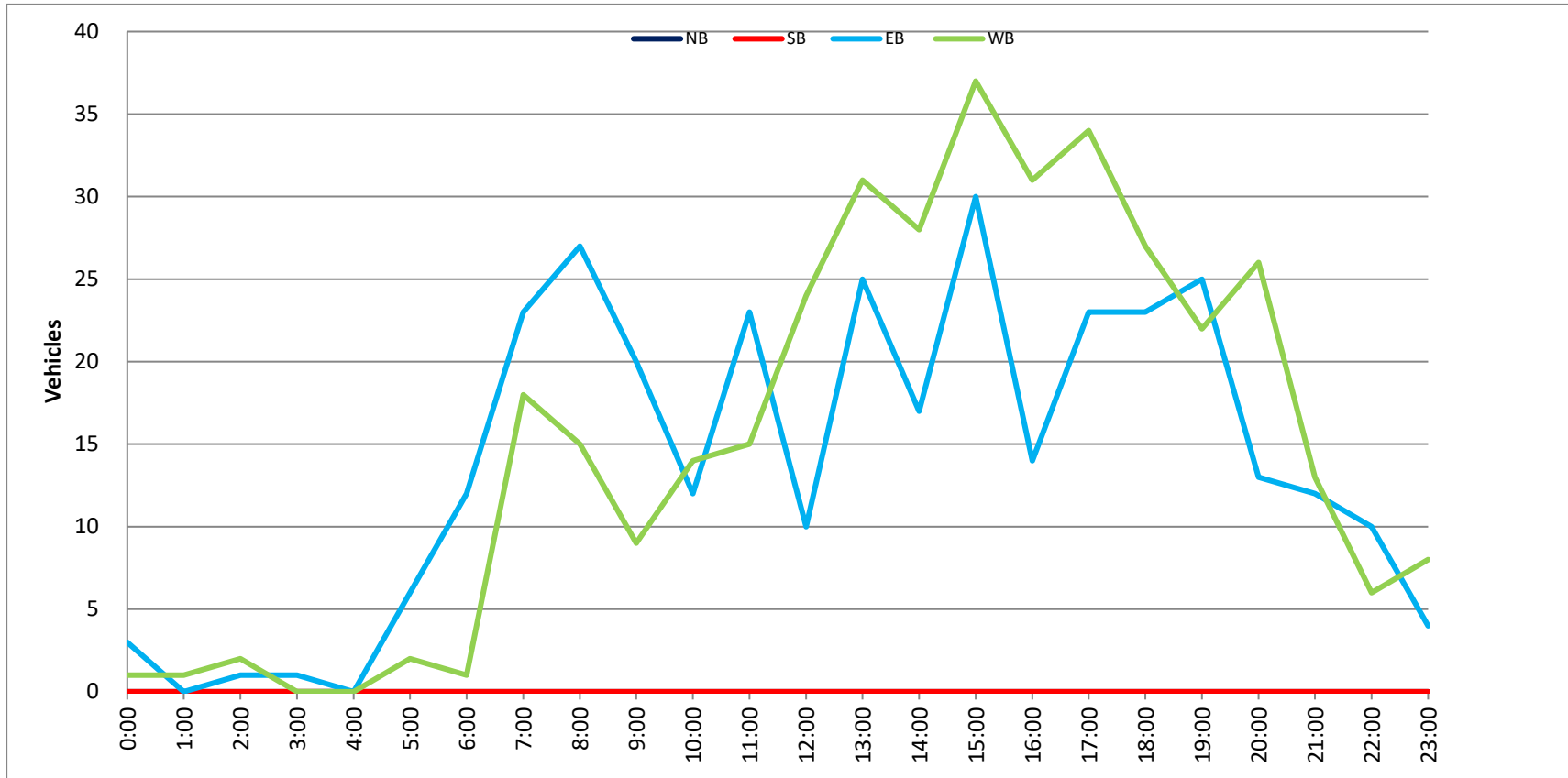
W Angeleno Ave Bet. Victory Blvd & S Glenwood Pl

Day: Thursday
 Date: 1/20/2022

City: Burbank
 Project #: CA22_020022_033

DAILY TOTALS					NB	SB	EB	WB	Total						
					0	0	334	365	699						
AM Period	NB	SB	EB	WB	TOTAL	PM Period	NB	SB	EB	WB	TOTAL				
0:00	0	0	1	0	1	12:00	0	0	4	6	10				
0:15	0	0	0	0		12:15	0	0	3	10	13				
0:30	0	0	1	1	2	12:30	0	0	0	6	6				
0:45	0	0	1	3	4	12:45	0	0	3	10	24				
1:00	0	0	0	0		13:00	0	0	5	4	9				
1:15	0	0	0	1	1	13:15	0	0	5	6	11				
1:30	0	0	0	0		13:30	0	0	8	14	22				
1:45	0	0	0	0	1	13:45	0	0	7	25	31				
2:00	0	0	1	0	1	14:00	0	0	4	6	10				
2:15	0	0	0	1	1	14:15	0	0	4	8	12				
2:30	0	0	0	1	1	14:30	0	0	4	5	9				
2:45	0	0	0	1	2	14:45	0	0	5	17	28				
3:00	0	0	0	0		15:00	0	0	6	9	15				
3:15	0	0	0	0		15:15	0	0	9	11	20				
3:30	0	0	0	0		15:30	0	0	7	13	20				
3:45	0	0	1	1	2	15:45	0	0	8	30	37				
4:00	0	0	0	0		16:00	0	0	1	6	7				
4:15	0	0	0	0		16:15	0	0	3	6	9				
4:30	0	0	0	0		16:30	0	0	6	8	14				
4:45	0	0	0	0		16:45	0	0	4	14	11				
5:00	0	0	0	2	2	17:00	0	0	8	10	18				
5:15	0	0	2	0	2	17:15	0	0	5	11	16				
5:30	0	0	2	0	2	17:30	0	0	5	8	13				
5:45	0	0	2	6	8	17:45	0	0	5	23	28				
6:00	0	0	4	0	4	18:00	0	0	8	10	18				
6:15	0	0	3	0	3	18:15	0	0	3	8	11				
6:30	0	0	3	0	3	18:30	0	0	2	7	9				
6:45	0	0	2	12	14	18:45	0	0	10	23	33				
7:00	0	0	1	4	5	19:00	0	0	8	4	12				
7:15	0	0	5	2	7	19:15	0	0	4	7	11				
7:30	0	0	7	4	11	19:30	0	0	9	6	15				
7:45	0	0	10	23	33	19:45	0	0	4	25	29				
8:00	0	0	11	6	17	20:00	0	0	6	8	14				
8:15	0	0	4	4	8	20:15	0	0	3	7	10				
8:30	0	0	4	1	5	20:30	0	0	2	6	8				
8:45	0	0	8	27	35	20:45	0	0	2	13	15				
9:00	0	0	5	3	8	21:00	0	0	4	4	8				
9:15	0	0	6	2	8	21:15	0	0	1	4	5				
9:30	0	0	6	1	7	21:30	0	0	5	2	7				
9:45	0	0	3	20	23	21:45	0	0	2	12	14				
10:00	0	0	3	4	7	22:00	0	0	4	2	6				
10:15	0	0	2	6	8	22:15	0	0	1	0	1				
10:30	0	0	2	1	3	22:30	0	0	3	2	5				
10:45	0	0	5	12	17	22:45	0	0	2	10	12				
11:00	0	0	6	6	12	23:00	0	0	2	2	4				
11:15	0	0	5	3	8	23:15	0	0	1	1	2				
11:30	0	0	6	2	8	23:30	0	0	0	2	2				
11:45	0	0	6	23	29	23:45	0	0	1	4	5				
TOTALS					128	78	206	TOTALS					206	287	493
SPLIT %					62.1%	37.9%	29.5%	SPLIT %					41.8%	58.2%	70.5%

DAILY TOTALS					NB	SB	EB	WB	Total		
					0	0	334	365	699		
AM Peak Hour	7:15		11:45		7:30	PM Peak Hour	18:45		14:45		14:45
AM Pk Volume	33		26		54	PM Pk Volume	31		42		69
Pk Hr Factor	0.750		0.650		0.750	Pk Hr Factor	0.775		0.808		0.863
7 - 9 Volume	0	0	50	33	83	4 - 6 Volume	0	0	37	65	102
7 - 9 Peak Hour	7:15		7:30		7:30	4 - 6 Peak Hour	16:30		16:30		16:30
7 - 9 Pk Volume	0	0	33	22	54	4 - 6 Pk Volume	0	0	23	40	63
Pk Hr Factor	0.000	0.000	0.750	0.688	0.750	Pk Hr Factor	0.000	0.000	0.719	0.909	0.875



VOLUME

S Glenwood Pl Bet. W Oak St & S Main St

Day: Tuesday
Date: 2/1/2022

City: Burbank
Project #: CA22_020022_032

DAILY TOTALS					NB	SB	EB	WB	Total		
					275	117	0	0	392		
AM Period	NB	SB	EB	WB	TOTAL	PM Period	NB	SB	EB	WB	TOTAL
0:00	1	0			1	12:00	5	4			9
0:15	1	2			3	12:15	1	0			1
0:30	2	1			3	12:30	7	2			9
0:45	1	5	1	4	2	12:45	6	19	1	7	26
1:00	1	0			1	13:00	8	4			12
1:15	1	0			1	13:15	3	2			5
1:30	0	0			0	13:30	1	2			3
1:45	0	2	0		0	13:45	14	26	6	14	40
2:00	0	0			0	14:00	8	5			13
2:15	0	0			0	14:15	7	2			9
2:30	0	0			0	14:30	5	4			9
2:45	0	0			0	14:45	2	22	1	12	34
3:00	0	0	0		0	15:00	8	1			9
3:15	0	0			0	15:15	10	8			18
3:30	0	1			1	15:30	2	2			4
3:45	2	2	0	1	2	15:45	7	27	2	13	40
4:00	0	0			0	16:00	4	0			4
4:15	0	0			0	16:15	6	0			6
4:30	0	0			0	16:30	3	2			5
4:45	0	0			0	16:45	11	24	2	4	28
5:00	1	0			1	17:00	9	0			9
5:15	0	0			0	17:15	4	0			4
5:30	0	1			1	17:30	3	0			3
5:45	0	1	0	1	0	17:45	6	22	3	3	25
6:00	1	0			1	18:00	4	0			4
6:15	0	1			1	18:15	2	2			4
6:30	3	2			5	18:30	2	1			3
6:45	3	7	5	8	8	18:45	3	11	0	3	14
7:00	4	2			6	19:00	1	1			2
7:15	1	0			1	19:15	4	0			4
7:30	6	0			6	19:30	0	0			0
7:45	1	12	0	2	1	19:45	0	5	0	1	6
8:00	3	1			4	20:00	1	0			1
8:15	3	1			4	20:15	1	0			1
8:30	0	3			3	20:30	3	1			4
8:45	7	13	2	7	9	20:45	1	6	1	2	8
9:00	8	2			10	21:00	0	0			0
9:15	6	2			8	21:15	1	0			1
9:30	5	1			6	21:30	3	1			4
9:45	4	23	5	10	9	21:45	3	7	2	3	10
10:00	6	4			10	22:00	2	0			2
10:15	4	1			5	22:15	1	0			1
10:30	2	2			4	22:30	2	5			7
10:45	4	16	3	10	7	22:45	0	5	0	5	10
11:00	5	0			5	23:00	0	0			0
11:15	5	1			6	23:15	0	0			0
11:30	3	3			6	23:30	0	0			0
11:45	7	20	3	7	10	23:45	0	0			0
TOTALS	101	50			151	TOTALS	174	67			241
SPLIT %	66.9%	33.1%			38.5%	SPLIT %	72.2%	27.8%			61.5%

DAILY TOTALS					NB	SB	EB	WB	Total	
					275	117	0	0	392	
AM Peak Hour	8:45	9:15			8:45	PM Peak Hour	13:45	13:45	13:45	
AM Pk Volume	26	12			33	PM Pk Volume	34	17	51	
Pk Hr Factor	0.813	0.600			0.825	Pk Hr Factor	0.607	0.708	0.638	
7 - 9 Volume	25	9	0	0	34	4 - 6 Volume	46	7	0	53
7 - 9 Peak Hour	7:30	8:00			8:00	4 - 6 Peak Hour	16:15	16:00		16:15
7 - 9 Pk Volume	13	7	0	0	20	4 - 6 Pk Volume	29	4	0	33
Pk Hr Factor	0.542	0.583	0.000	0.000	0.556	Pk Hr Factor	0.659	0.500	0.000	0.635

VOLUME

S Glenwood Pl Bet. W Oak St & S Main St

Day: Wednesday
Date: 2/2/2022

City: Burbank
Project #: CA22_020022_032

DAILY TOTALS					NB	SB	EB	WB	Total		
					285	124	0	0	409		
AM Period	NB	SB	EB	WB	TOTAL	PM Period	NB	SB	EB	WB	TOTAL
0:00	2	0			2	12:00	4	1			5
0:15	1	0			1	12:15	9	7			16
0:30	2	0			2	12:30	8	4			12
0:45	1	6	0		1	12:45	4	25	0	12	4
1:00	1	0			1	13:00	8	1			9
1:15	1	1			2	13:15	6	4			10
1:30	0	0			0	13:30	7	1			8
1:45	0	2	0	1	0	13:45	8	29	6	12	14
2:00	0	0			0	14:00	8	3			11
2:15	0	0			0	14:15	4	1			5
2:30	0	0			0	14:30	5	3			8
2:45	0	0			0	14:45	7	24	3	10	10
3:00	0	0			0	15:00	3	1			4
3:15	0	0			0	15:15	5	4			9
3:30	2	0			2	15:30	4	2			6
3:45	2	4	0		2	15:45	6	18	2	9	8
4:00	0	0			0	16:00	10	2			12
4:15	0	0			0	16:15	9	2			11
4:30	0	0			0	16:30	1	3			4
4:45	0	0			0	16:45	7	27	1	8	8
5:00	0	1			1	17:00	4	0			4
5:15	1	0			1	17:15	2	2			4
5:30	1	0			1	17:30	7	2			9
5:45	1	3	2	3	3	17:45	6	19	3	7	9
6:00	0	0			0	18:00	3	0			3
6:15	0	1			1	18:15	0	0			0
6:30	2	0			2	18:30	2	0			2
6:45	8	10	2	3	10	18:45	3	8	0		3
7:00	5	4			9	19:00	1	0			1
7:15	4	1			5	19:15	0	0			0
7:30	3	1			4	19:30	0	1			1
7:45	3	15	5	11	8	19:45	2	3	4	5	6
8:00	3	2			5	20:00	1	1			2
8:15	0	2			2	20:15	2	1			3
8:30	1	1			2	20:30	3	0			3
8:45	5	9	3	8	8	20:45	0	6	0	2	0
9:00	3	2			5	21:00	0	0			0
9:15	2	0			2	21:15	5	1			6
9:30	1	1			2	21:30	3	0			3
9:45	3	9	2	5	5	21:45	0	8	0	1	0
10:00	4	4			8	22:00	1	1			2
10:15	5	3			8	22:15	2	0			2
10:30	10	2			12	22:30	1	0			1
10:45	5	24	3	12	8	22:45	3	7	0	1	3
11:00	5	3			8	23:00	0	0			0
11:15	4	4			8	23:15	0	0			0
11:30	5	3			8	23:30	0	0			0
11:45	15	29	4	14	19	23:45	0	0			0
TOTALS	111	57			168	TOTALS	174	67			241
SPLIT %	66.1%	33.9%			41.1%	SPLIT %	72.2%	27.8%			58.9%

DAILY TOTALS					NB	SB	EB	WB	Total
					285	124	0	0	409
AM Peak Hour	11:45	11:45			11:45	PM Peak Hour	12:15	13:15	13:15
AM Pk Volume	36	16			52	PM Pk Volume	29	14	43
Pk Hr Factor	0.600	0.571			0.684	Pk Hr Factor	0.806	0.583	0.768
7 - 9 Volume	24	19	0	0	43	4 - 6 Volume	46	15	0
7 - 9 Peak Hour	7:00	7:00			7:00	4 - 6 Peak Hour	16:00	16:00	16:00
7 - 9 Pk Volume	15	11	0	0	26	4 - 6 Pk Volume	27	8	0
Pk Hr Factor	0.750	0.550	0.000	0.000	0.722	Pk Hr Factor	0.675	0.667	0.000

VOLUME

S Glenwood Pl Bet. W Oak St & S Main St

Day: Thursday
Date: 2/3/2022

City: Burbank
Project #: CA22_020022_032

DAILY TOTALS					NB	SB	EB	WB	Total		
					257	117	0	0	374		
AM Period	NB	SB	EB	WB	TOTAL	PM Period	NB	SB	EB	WB	TOTAL
0:00	0	0			0	12:00	5	4			9
0:15	1	0			1	12:15	3	3			6
0:30	0	0			0	12:30	4	1			5
0:45	0	1	1	1	1	12:45	5	17	0	8	25
1:00	0	0			0	13:00	5	1			6
1:15	3	0			3	13:15	6	1			7
1:30	0	0			0	13:30	12	4			16
1:45	0	3	1	1	1	13:45	3	26	4	10	36
2:00	2	0			2	14:00	4	2			6
2:15	0	0			0	14:15	3	2			5
2:30	2	1			3	14:30	4	4			8
2:45	0	4	0	1	0	14:45	3	14	3	11	25
3:00	0	0			0	15:00	5	1			6
3:15	0	0			0	15:15	5	4			9
3:30	0	0			0	15:30	6	4			10
3:45	1	1	0		1	15:45	5	21	1	10	31
4:00	0	0			0	16:00	6	1			7
4:15	0	0			0	16:15	5	3			8
4:30	0	0			0	16:30	2	0			2
4:45	2	2	0		2	16:45	5	18	4	8	26
5:00	0	0			0	17:00	7	1			8
5:15	0	0			0	17:15	4	3			7
5:30	1	0			1	17:30	4	1			5
5:45	0	1	0		0	17:45	7	22	0	5	27
6:00	1	1			2	18:00	2	2			4
6:15	2	2			4	18:15	3	0			3
6:30	1	1			2	18:30	2	1			3
6:45	6	10	1	5	7	18:45	2	9	1	4	13
7:00	4	4			8	19:00	1	1			2
7:15	2	1			3	19:15	2	2			4
7:30	7	2			9	19:30	3	0			3
7:45	2	15	2	9	4	19:45	1	7	0	3	10
8:00	3	2			5	20:00	0	0			0
8:15	3	2			5	20:15	0	1			1
8:30	2	3			5	20:30	1	0			1
8:45	3	11	2	9	5	20:45	0	1	0	1	2
9:00	8	2			10	21:00	0	0			0
9:15	3	1			4	21:15	1	1			2
9:30	7	0			7	21:30	0	2			2
9:45	6	24	5	8	11	21:45	1	2	0	3	5
10:00	6	1			7	22:00	1	2			3
10:15	7	2			9	22:15	1	0			1
10:30	9	5			14	22:30	0	0			0
10:45	4	26	2	10	6	22:45	0	2	0	2	4
11:00	6	1			7	23:00	0	2			2
11:15	3	1			4	23:15	1	0			1
11:30	5	0			5	23:30	1	0			1
11:45	2	16	3	5	5	23:45	2	4	1	3	7
TOTALS	114	49			163	TOTALS	143	68			211
SPLIT %	69.9%	30.1%			43.6%	SPLIT %	67.8%	32.2%			56.4%

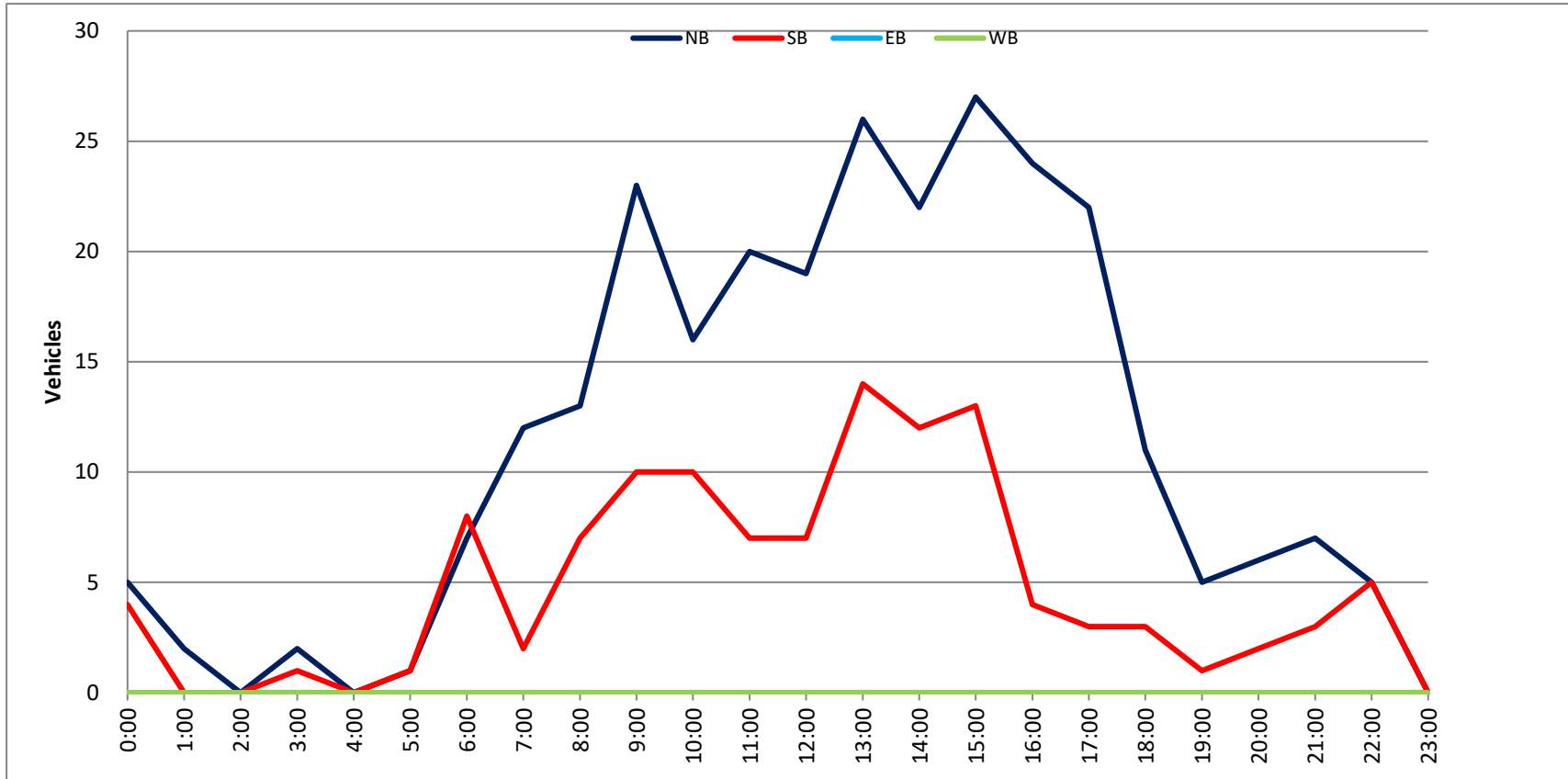
DAILY TOTALS					NB	SB	EB	WB	Total
					257	117	0	0	374
AM Peak Hour	9:45	9:45			9:45	PM Peak Hour	12:45	13:30	13:00
AM Pk Volume	28	13			41	PM Pk Volume	28	12	36
Pk Hr Factor	0.778	0.650			0.732	Pk Hr Factor	0.583	0.750	0.563
7 - 9 Volume	26	18	0	0	44	4 - 6 Volume	40	13	0
7 - 9 Peak Hour	7:00	7:00			7:00	4 - 6 Peak Hour	17:00	16:45	16:45
7 - 9 Pk Volume	15	9	0	0	24	4 - 6 Pk Volume	22	9	0
Pk Hr Factor	0.536	0.563	0.000	0.000	0.667	Pk Hr Factor	0.786	0.563	0.000

Project #: CA22_020022_032

City: Burbank

Location: S Glenwood Pl Bet. W Oak St & S Main St

Date: 2/1/2022

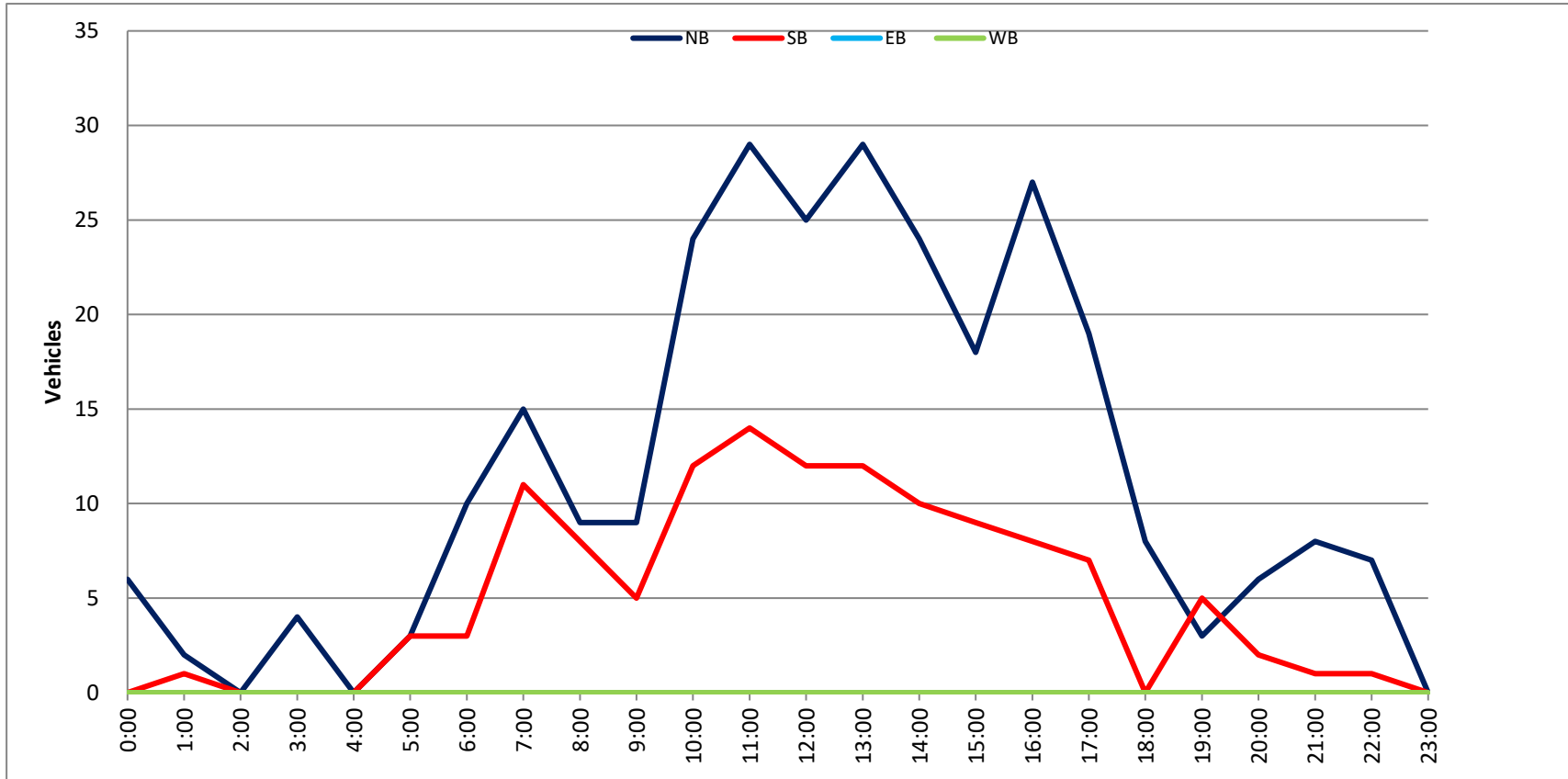


Project #: CA22_020022_032

City: Burbank

Location: S Glenwood Pl Bet. W Oak St & S Main St

Date: 2/2/2022

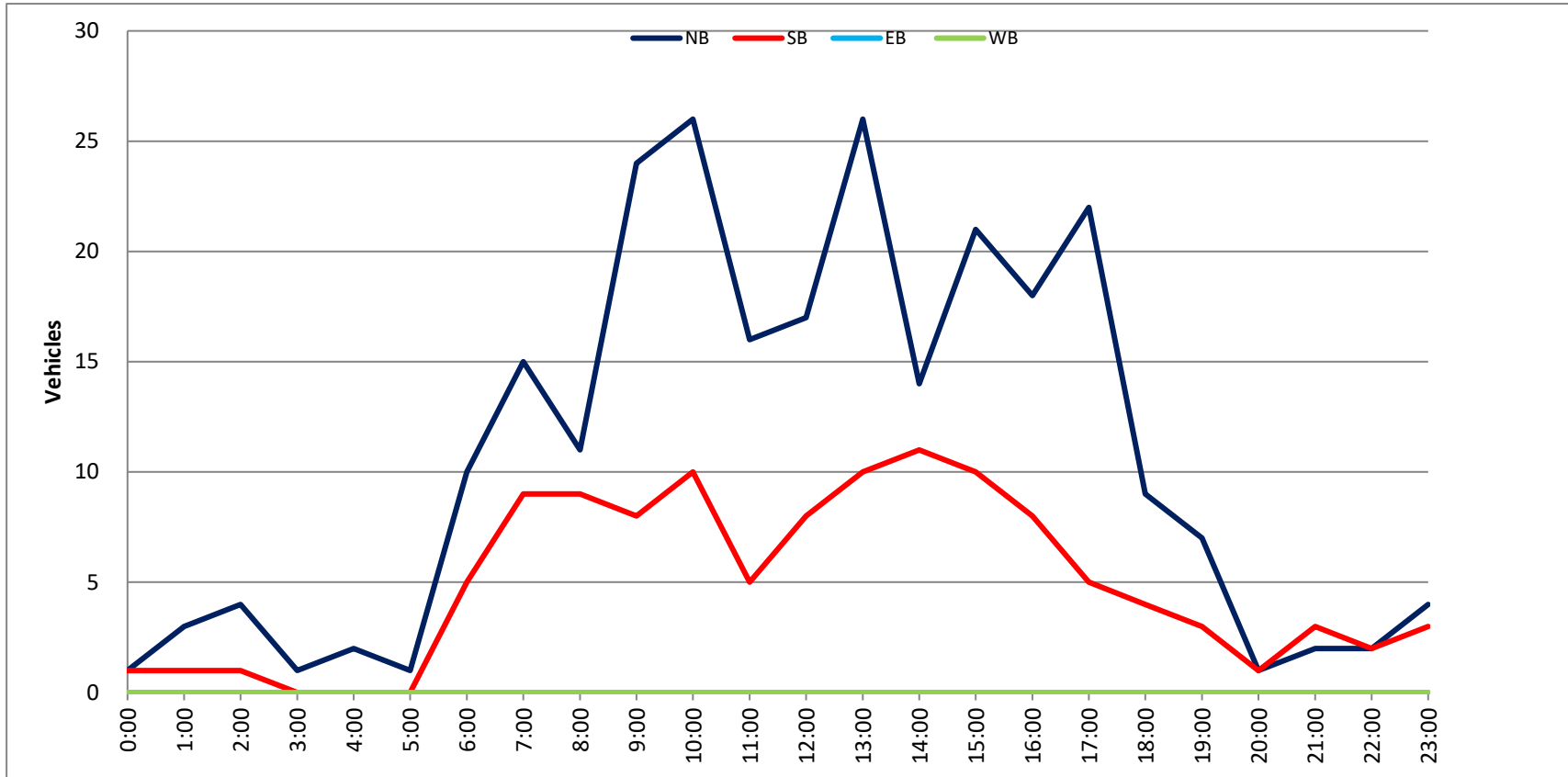


Project #: CA22_020022_032

City: Burbank

Location: S Glenwood Pl Bet. W Oak St & S Main St

Date: 2/3/2022



VOLUME

S Main St Bet. W Cedar Ave & W Elmwood Ave

Day: Tuesday
Date: 2/1/2022

City: Burbank
Project #: CA22_020022_035

DAILY TOTALS					NB	SB	EB	WB	Total		
					2,134	3,370	0	0	5,504		
AM Period	NB	SB	EB	WB	TOTAL	PM Period	NB	SB	EB	WB	TOTAL
0:00	1	4			5	12:00	43	64			107
0:15	2	6			8	12:15	41	53			94
0:30	3	7			10	12:30	39	58			97
0:45	1	7	1	18	25	12:45	41	164	49	224	388
1:00	1	1			2	13:00	29	69			98
1:15	1	2			3	13:15	42	58			100
1:30	0	1			1	13:30	38	66			104
1:45	3	5	1	5	10	13:45	44	153	72	265	418
2:00	3	1			4	14:00	87	68			155
2:15	0	0			0	14:15	74	102			176
2:30	0	0			0	14:30	43	96			139
2:45	3	6	1	2	8	14:45	40	244	75	341	585
3:00	1	4			5	15:00	49	82			131
3:15	0	2			2	15:15	43	69			112
3:30	0	1			1	15:30	32	64			96
3:45	1	2	1	8	10	15:45	46	170	54	269	439
4:00	0	4			4	16:00	54	72			126
4:15	2	1			3	16:15	33	65			98
4:30	1	2			3	16:30	50	53			103
4:45	0	3	6	13	16	16:45	48	185	74	264	449
5:00	2	6			8	17:00	51	78			129
5:15	0	5			5	17:15	44	58			102
5:30	2	9			11	17:30	48	60			108
5:45	9	13	14	34	47	17:45	46	189	69	265	454
6:00	7	15			22	18:00	39	56			95
6:15	10	20			30	18:15	42	43			85
6:30	3	28			31	18:30	32	39			71
6:45	7	27	28	91	118	18:45	26	139	35	173	312
7:00	17	27			44	19:00	21	37			58
7:15	17	32			49	19:15	19	24			43
7:30	33	63			96	19:30	25	36			61
7:45	48	115	114	236	351	19:45	18	83	28	125	208
8:00	29	103			132	20:00	27	32			59
8:15	40	80			120	20:15	14	20			34
8:30	30	51			81	20:30	14	27			41
8:45	31	130	43	277	407	20:45	24	79	20	99	178
9:00	37	49			86	21:00	9	18			27
9:15	32	42			74	21:15	10	18			28
9:30	30	40			70	21:30	12	18			30
9:45	24	123	42	173	296	21:45	10	41	9	63	104
10:00	31	47			78	22:00	6	16			22
10:15	20	60			80	22:15	5	5			10
10:30	28	35			63	22:30	5	13			18
10:45	25	104	43	185	289	22:45	8	24	12	46	70
11:00	20	31			51	23:00	3	4			7
11:15	34	50			84	23:15	1	3			4
11:30	33	53			86	23:30	3	7			10
11:45	34	121	44	178	299	23:45	0	7	2	16	23
TOTALS	656	1220			1876	TOTALS	1478	2150			3628
SPLIT %	35.0%	65.0%			34.1%	SPLIT %	40.7%	59.3%			65.9%

DAILY TOTALS					NB	SB	EB	WB	Total
					2,134	3,370	0	0	5,504
AM Peak Hour	11:45	7:30			7:30	PM Peak Hour	13:45	14:15	13:45
AM Pk Volume	157	360			510	PM Pk Volume	248	355	586
Pk Hr Factor	0.913	0.789			0.787	Pk Hr Factor	0.713	0.870	0.832
7 - 9 Volume	245	513	0	0	758	4 - 6 Volume	374	529	903
7 - 9 Peak Hour	7:30	7:30			7:30	4 - 6 Peak Hour	16:30	16:15	16:45
7 - 9 Pk Volume	150	360	0	0	510	4 - 6 Pk Volume	193	270	461
Pk Hr Factor	0.781	0.789	0.000	0.000	0.787	Pk Hr Factor	0.946	0.865	0.893

VOLUME

S Main St Bet. W Cedar Ave & W Elmwood Ave

Day: Wednesday
Date: 2/2/2022

City: Burbank
Project #: CA22_020022_035

DAILY TOTALS					NB	SB	EB	WB	Total		
					2,224	3,446	0	0	5,670		
AM Period	NB	SB	EB	WB	TOTAL	PM Period	NB	SB	EB	WB	TOTAL
0:00	2	2			4	12:00	39	68			107
0:15	4	8			12	12:15	45	59			104
0:30	3	2			5	12:30	53	60			113
0:45	3	12	3	15	6	12:45	36	173	77	264	437
1:00	1	3			4	13:00	28	68			96
1:15	3	2			5	13:15	42	69			111
1:30	0	1			1	13:30	54	53			107
1:45	2	6	1	7	3	13:45	23	147	65	255	402
2:00	0	3			3	14:00	26	72			98
2:15	1	3			4	14:15	39	65			104
2:30	0	0			0	14:30	76	64			140
2:45	0	1	0	6	0	14:45	64	205	89	290	495
3:00	1	0			1	15:00	58	115			173
3:15	1	1			2	15:15	60	76			136
3:30	1	6			7	15:30	44	65			109
3:45	1	4	1	8	2	15:45	45	207	65	321	528
4:00	1	1			2	16:00	31	59			90
4:15	4	3			7	16:15	46	77			123
4:30	2	6			8	16:30	56	66			122
4:45	1	8	6	16	7	16:45	39	172	54	256	428
5:00	7	6			13	17:00	36	69			105
5:15	1	4			5	17:15	49	59			108
5:30	1	13			14	17:30	40	58			98
5:45	6	15	9	32	15	17:45	64	189	65	251	440
6:00	5	14			19	18:00	40	57			97
6:15	5	13			18	18:15	39	49			88
6:30	4	28			32	18:30	32	48			80
6:45	19	33	21	76	40	18:45	27	138	34	188	326
7:00	16	36			52	19:00	25	37			62
7:15	15	29			44	19:15	32	29			61
7:30	32	71			103	19:30	26	28			54
7:45	50	113	117	253	167	19:45	20	103	30	124	227
8:00	37	112			149	20:00	18	35			53
8:15	37	75			112	20:15	19	23			42
8:30	36	51			87	20:30	15	24			39
8:45	37	147	55	293	92	20:45	18	70	19	101	171
9:00	30	47			77	21:00	15	24			39
9:15	36	46			82	21:15	4	13			17
9:30	27	37			64	21:30	8	20			28
9:45	26	119	41	171	67	21:45	7	34	11	68	102
10:00	45	47			92	22:00	7	7			14
10:15	31	51			82	22:15	10	10			20
10:30	29	40			69	22:30	6	9			15
10:45	33	138	48	186	81	22:45	6	29	10	36	65
11:00	40	51			91	23:00	9	6			15
11:15	28	49			77	23:15	2	6			8
11:30	40	52			92	23:30	2	3			5
11:45	39	147	57	209	96	23:45	1	14	5	20	34
TOTALS	743	1272			2015	TOTALS	1481	2174			3655
SPLIT %	36.9%	63.1%			35.5%	SPLIT %	40.5%	59.5%			64.5%

DAILY TOTALS					NB	SB	EB	WB	Total	
					2,224	3,446	0	0	5,670	
AM Peak Hour	11:45	7:30			7:30	PM Peak Hour	14:30	14:45	14:30	
AM Pk Volume	176	375			531	PM Pk Volume	258	345	602	
Pk Hr Factor	0.830	0.801			0.795	Pk Hr Factor	0.849	0.750	0.870	
7 - 9 Volume	260	546	0	0	806	4 - 6 Volume	361	507	0	868
7 - 9 Peak Hour	7:45	7:30			7:30	4 - 6 Peak Hour	17:00	16:15		16:15
7 - 9 Pk Volume	160	375	0	0	531	4 - 6 Pk Volume	189	266	0	443
Pk Hr Factor	0.800	0.801	0.000	0.000	0.795	Pk Hr Factor	0.738	0.864	0.000	0.900

VOLUME

S Main St Bet. W Cedar Ave & W Elmwood Ave

Day: Thursday
Date: 2/3/2022

City: Burbank
Project #: CA22_020022_035

DAILY TOTALS					NB	SB	EB	WB	Total		
					2,228	3,419	0	0	5,647		
AM Period	NB	SB	EB	WB	TOTAL	PM Period	NB	SB	EB	WB	TOTAL
0:00	3	1			4	12:00	59	60			119
0:15	5	2			7	12:15	36	60			96
0:30	0	2			2	12:30	34	56			90
0:45	1	9	0	5	14	12:45	35	164	65	241	405
1:00	5	4			9	13:00	37	58			95
1:15	3	6			9	13:15	37	53			90
1:30	0	2			2	13:30	43	65			108
1:45	4	12	3	15	27	13:45	32	149	77	253	402
2:00	0	0			0	14:00	33	58			91
2:15	1	2			3	14:15	42	67			109
2:30	1	4			5	14:30	52	64			116
2:45	0	2	0	6	8	14:45	59	186	81	270	456
3:00	0	0			0	15:00	74	92			166
3:15	1	0			1	15:15	62	82			144
3:30	1	3			4	15:30	56	73			129
3:45	0	2	0	3	5	15:45	37	229	68	315	544
4:00	0	1			1	16:00	47	83			130
4:15	3	2			5	16:15	44	51			95
4:30	1	3			4	16:30	49	67			116
4:45	3	7	12	18	25	16:45	50	190	67	268	458
5:00	0	5			5	17:00	41	78			119
5:15	4	1			5	17:15	42	58			100
5:30	4	13			17	17:30	46	65			111
5:45	8	16	13	32	48	17:45	40	169	53	254	423
6:00	1	15			16	18:00	37	48			85
6:15	4	17			21	18:15	38	53			91
6:30	8	28			36	18:30	41	39			80
6:45	12	25	29	89	114	18:45	25	141	52	192	333
7:00	14	33			47	19:00	18	30			48
7:15	11	37			48	19:15	35	29			64
7:30	35	66			101	19:30	21	33			54
7:45	53	113	102	238	351	19:45	21	95	29	121	216
8:00	40	101			141	20:00	16	29			45
8:15	36	94			130	20:15	22	30			52
8:30	41	62			103	20:30	15	22			37
8:45	27	144	52	309	453	20:45	11	64	21	102	166
9:00	44	44			88	21:00	15	18			33
9:15	31	52			83	21:15	12	10			22
9:30	31	40			71	21:30	13	14			27
9:45	29	135	51	187	322	21:45	12	52	11	53	105
10:00	28	42			70	22:00	6	15			21
10:15	38	45			83	22:15	7	13			20
10:30	34	44			78	22:30	8	11			19
10:45	36	136	52	183	319	22:45	3	24	7	46	70
11:00	31	43			74	23:00	8	6			14
11:15	50	57			107	23:15	2	10			12
11:30	31	48			79	23:30	1	4			5
11:45	40	152	49	197	349	23:45	1	12	2	22	34
TOTALS	753	1282			2035	TOTALS	1475	2137			3612
SPLIT %	37.0%	63.0%			36.0%	SPLIT %	40.8%	59.2%			64.0%

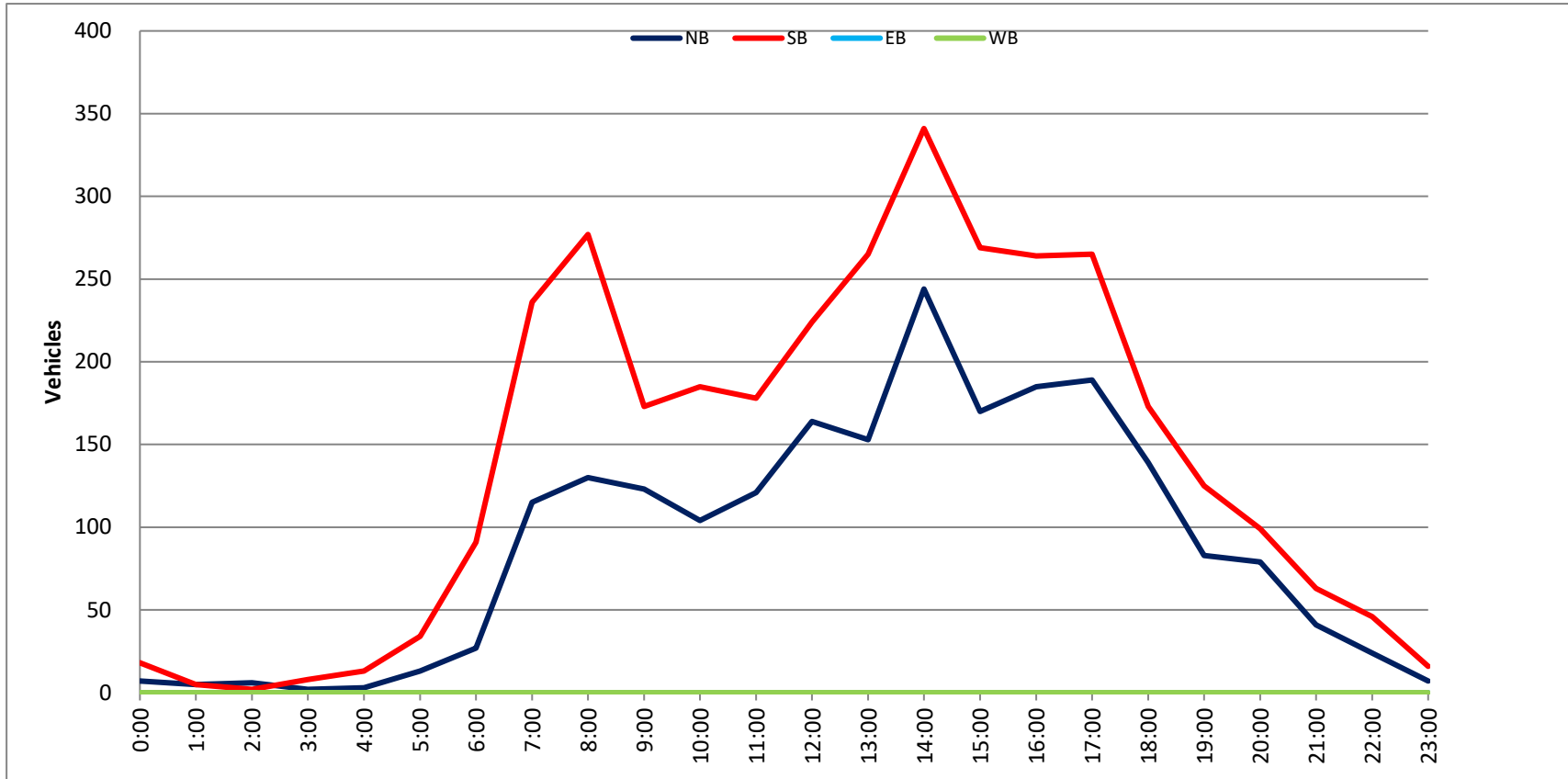
DAILY TOTALS					NB	SB	EB	WB	Total	
					2,228	3,419	0	0	5,647	
AM Peak Hour	11:15	7:30			7:45	PM Peak Hour	14:45	14:45	14:45	
AM Pk Volume	180	363			529	PM Pk Volume	251	328	579	
Pk Hr Factor	0.763	0.890			0.853	Pk Hr Factor	0.848	0.891	0.872	
7 - 9 Volume	257	547	0	0	804	4 - 6 Volume	359	522	0	881
7 - 9 Peak Hour	7:45	7:30			7:45	4 - 6 Peak Hour	16:00	16:30		16:00
7 - 9 Pk Volume	170	363	0	0	529	4 - 6 Pk Volume	190	270	0	458
Pk Hr Factor	0.802	0.890	0.000	0.000	0.853	Pk Hr Factor	0.950	0.865	0.000	0.881

Project #: CA22_02022_035

City: Burbank

Location: S Main St Bet. W Cedar Ave & W Elmwood

Date: 2/1/2022

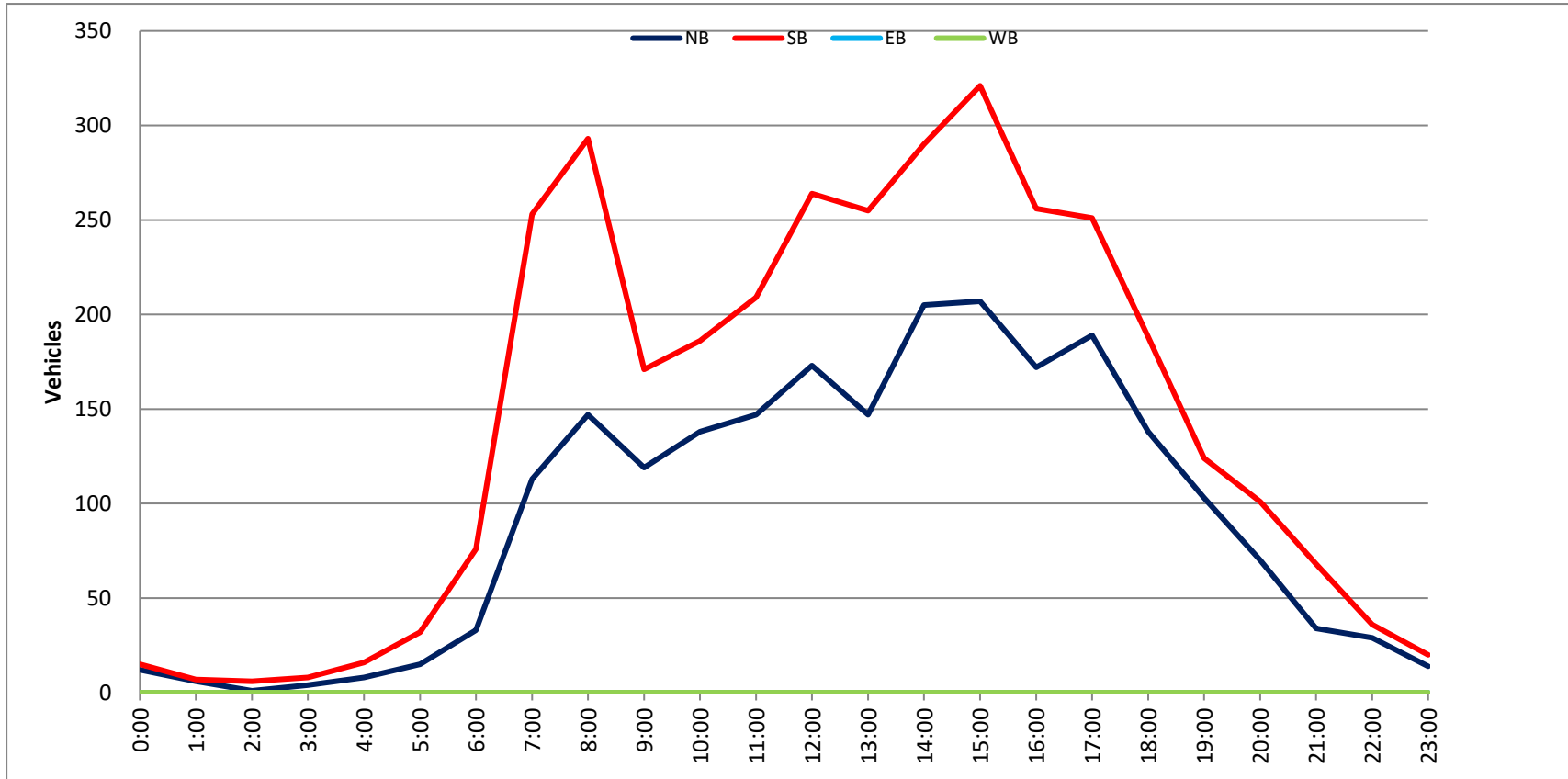


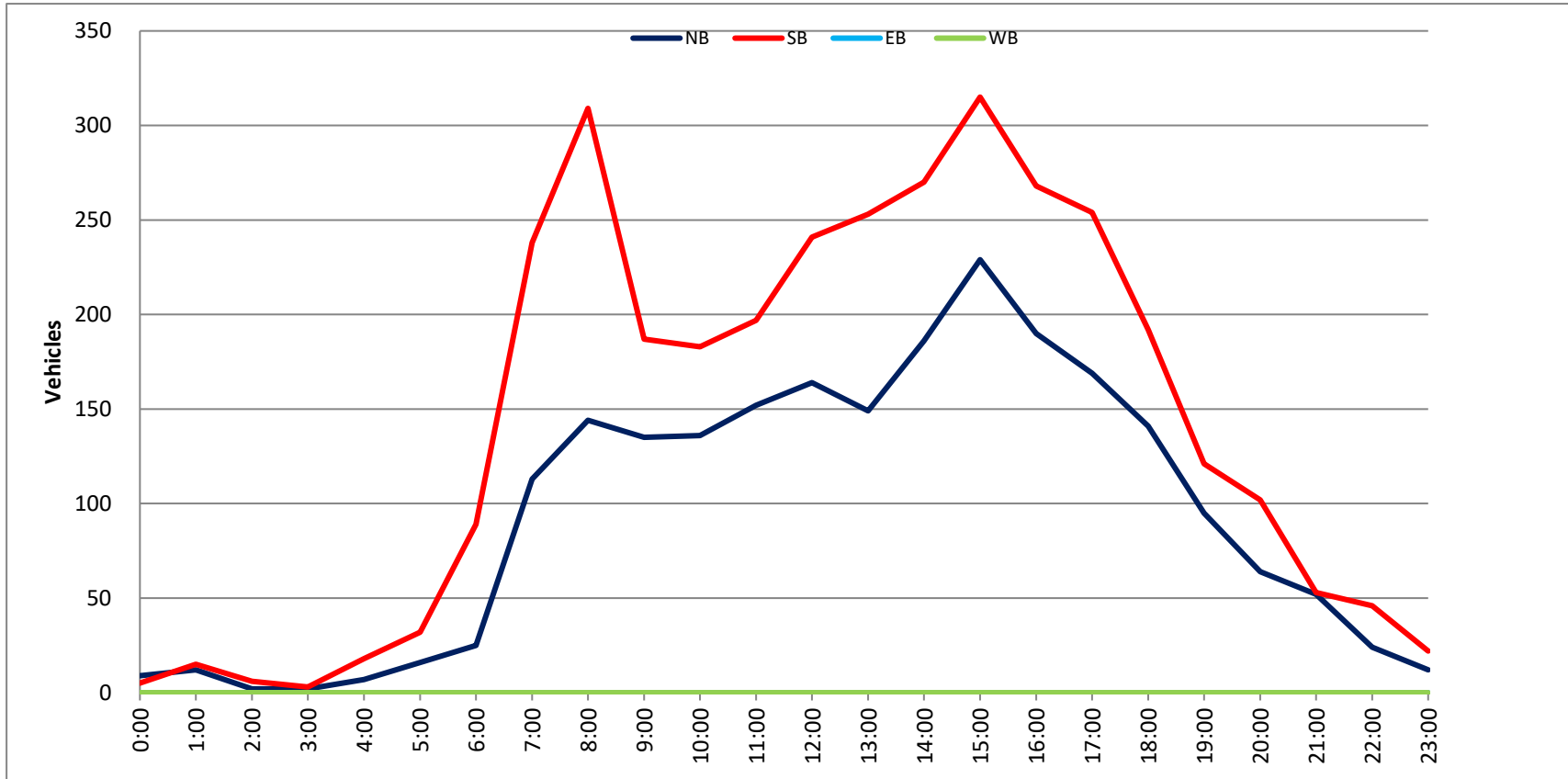
Project #: CA22_020022_035

City: Burbank

Location: S Main St Bet. W Cedar Ave & W Elmwood

Date: 2/2/2022





Prepared by National Data & Surveying Services
SPEED
 W Alameda Ave Bet. N Lamer St & S Parish Pl

Day: Tuesday
 Date: 1/18/2022

City: Burbank
 Project #: CA22_020022_008e

East Bound

Time	<15	15-19	20-24	25-29	30-34	35-39	40-44	45-49	50-54	55-59	60-64	65-69	70+	Total	
00:00 AM	0	0	0	1	4	8	5	2	0	0	0	0	0	20	
00:15	0	0	0	0	2	1	3	2	1	0	0	0	0	9	
00:30	0	0	0	0	1	3	2	2	0	0	0	0	0	8	
00:45	0	0	0	0	1	7	3	1	0	0	0	0	0	12	
01:00	0	0	0	0	0	2	3	0	0	0	0	0	0	5	
01:15	0	0	0	0	0	0	4	1	0	0	0	0	0	5	
01:30	0	0	0	0	0	1	1	0	0	0	0	0	0	3	
01:45	0	0	0	0	2	4	0	1	0	0	0	0	0	7	
02:00	0	0	0	0	1	2	1	0	0	0	0	0	0	4	
02:15	0	0	0	0	2	3	2	1	0	0	0	0	0	8	
02:30	0	0	0	0	0	1	2	1	0	0	0	0	0	4	
02:45	0	0	0	0	0	4	2	1	0	0	0	0	0	7	
03:00	0	0	0	0	0	4	3	1	0	0	0	0	0	8	
03:15	0	0	0	0	2	2	1	0	0	0	0	0	0	5	
03:30	0	0	0	0	0	2	2	0	0	0	0	0	0	4	
03:45	0	0	0	0	0	3	2	1	0	0	0	0	0	6	
04:00	0	0	0	0	1	2	1	0	0	0	0	0	0	4	
04:15	0	0	0	0	2	3	2	0	0	0	0	0	0	7	
04:30	0	0	0	0	2	5	4	1	0	0	0	0	0	12	
04:45	0	0	0	1	3	6	4	1	0	0	0	0	0	15	
05:00	0	0	0	0	1	3	2	2	0	0	0	0	0	8	
05:15	0	0	0	2	4	8	5	3	0	0	0	0	0	22	
05:30	0	0	0	2	3	8	5	0	0	0	0	0	0	18	
05:45	0	0	0	0	5	11	8	0	0	0	0	0	0	24	
06:00	0	0	0	1	6	13	9	3	1	0	0	0	0	33	
06:15	0	0	0	1	6	12	8	3	0	0	0	0	0	30	
06:30	0	0	1	2	10	22	15	5	2	0	0	0	0	57	
06:45	0	0	1	2	12	26	18	5	0	0	0	0	0	64	
07:00	0	0	0	2	9	20	14	4	1	0	0	0	0	50	
07:15	0	0	2	3	15	33	22	7	1	0	0	0	0	83	
07:30	0	0	0	4	24	52	35	11	0	0	0	0	0	126	
07:45	0	0	1	5	30	65	44	14	2	0	0	0	0	161	
08:00	0	0	1	5	25	54	37	11	1	0	0	0	0	134	
08:15	0	0	8	2	28	48	32	10	2	0	0	0	0	122	
08:30	0	0	1	1	23	50	34	10	0	0	0	0	0	119	
08:45	0	0	3	1	28	62	42	13	0	0	0	0	0	149	
09:00	0	0	1	6	24	52	35	11	2	0	0	0	0	131	
09:15	0	0	0	0	21	47	32	10	1	0	0	0	0	111	
09:30	0	0	0	0	2	21	46	31	10	0	0	0	0	110	
09:45	0	0	2	5	23	50	34	10	1	0	0	0	0	125	
10:00	0	0	0	4	25	56	38	14	1	0	0	0	0	138	
10:15	0	0	2	10	25	55	37	8	1	0	0	0	0	138	
10:30	0	0	1	9	24	52	35	8	2	0	0	0	0	122	
10:45	0	0	2	5	27	60	41	10	0	0	0	0	0	145	
11:00	0	0	0	5	27	59	40	9	3	0	0	0	0	143	
11:15	0	0	1	6	25	56	38	11	2	0	0	0	0	139	
11:30	0	0	2	0	27	58	39	9	0	0	0	0	0	135	
11:45	1	1	1	1	20	55	41	15	0	0	0	0	0	135	
12:00 PM	1	0	4	6	28	69	61	9	0	0	0	0	0	178	
12:15	0	0	0	7	18	67	16	2	0	0	0	0	0	177	
12:30	0	0	3	3	18	53	60	18	2	0	0	0	0	157	
12:45	0	1	2	4	21	58	56	24	6	0	0	0	0	172	
13:00	0	0	2	12	22	72	52	14	2	0	0	0	0	177	
13:15	0	0	2	5	25	71	47	17	0	1	0	0	0	168	
13:30	0	0	2	11	23	66	37	10	2	0	0	0	0	151	
13:45	0	1	0	6	36	73	62	17	2	0	0	0	0	197	
14:00	0	0	2	7	38	76	45	11	1	0	0	0	0	180	
14:15	0	1	0	7	40	74	52	15	7	1	0	0	0	197	
14:30	0	0	0	6	59	97	36	9	3	0	0	0	0	210	
14:45	1	1	3	13	50	85	71	15	4	0	0	0	0	243	
15:00	0	0	0	12	71	86	54	9	1	0	0	0	0	238	
15:15	0	0	3	6	40	105	58	22	3	1	0	0	0	238	
15:30	1	0	6	13	48	84	46	14	3	0	0	0	0	215	
15:45	1	2	1	4	50	103	68	8	0	0	0	0	0	237	
16:00	1	2	0	5	40	72	55	7	1	0	0	0	0	183	
16:15	0	0	3	9	28	71	36	8	2	0	0	0	0	157	
16:30	0	0	3	10	65	84	32	8	0	1	0	0	0	203	
16:45	0	0	2	5	61	95	44	19	1	0	0	0	0	227	
17:00	0	0	1	17	63	114	47	10	1	0	0	0	0	253	
17:15	0	0	4	5	62	114	63	18	2	0	1	0	0	269	
17:30	0	0	1	4	57	124	63	7	0	0	0	0	0	257	
17:45	1	0	2	2	43	97	51	11	0	0	0	0	0	207	
18:00	0	0	2	12	50	98	35	15	2	0	0	0	0	214	
18:15	0	0	0	3	17	86	33	15	0	0	0	0	0	154	
18:30	0	0	0	1	36	90	34	16	4	0	0	0	0	181	
18:45	0	0	2	1	17	83	31	15	3	1	0	0	0	153	
19:00	0	0	0	4	20	61	57	8	2	0	0	0	0	152	
19:15	0	0	2	2	13	44	45	9	4	0	0	0	0	119	
19:30	1	1	0	1	16	40	35	14	0	0	0	0	0	108	
19:45	0	0	1	2	16	23	33	19	3	0	0	0	0	95	
20:00	0	0	1	1	13	44	23	4	4	0	0	0	0	90	
20:15	1	1	3	2	10	24	27	13	2	1	0	0	0	84	
20:30	0	0	0	2	5	31	21	7	2	0	0	0	0	68	
20:45	0	0	0	1	6	18	20	7	6	1	0	0	0	59	
21:00	1	1	0	0	6	10	31	13	2	0	0	0	0	64	
21:15	0	0	0	0	9	15	26	8	0	1	0	0	0	59	
21:30	0	0	1	1	4	18	24	18	4	0	0	0	0	70	
21:45	0	0	0	0	4	8	23	4	0	0	0	0	0	39	
22:00	0	0	1	0	1	8	14	9	2	0	0	0	0	35	
22:15	0	0	0	1	0	12	15	9	4	2	1	0	0	44	
22:30	0	0	0	2	5	13	7	1	0	0	0	0	0	30	
22:45	0	0	0	0	0	3	15	13	2	1	0	0	0	34	
23:00	0	0	1	0	2	7	16	7	2	0	0	0	0	25	
23:15	0	0	0	0	1	5	9	6	6	1	0	0	0	28	
23:30	0	0	0	2	2	7	7	7	0	0	0	0	0	18	
23:45	0	1	2	0	1	3	13	2	2	2	0	0	0	26	
Volume	10	13	18	24	174	394	267	81	12	2	2	0	0	570	
% of Total	(%)	(%)	(%)	(%)	(%)	(%)	(%)	(%)	(%)	(%)	(%)	(%)	(%)	(100%)	
AM Volumes % AM	1	1	22	85	537	1200	818	240	33	0	0	0	0	2923	
AM Peak Hour Volume	11:30	11:00	11:15	07:30	10:45	11:30	11:45	11:45	10:30					1148	
PM Volumes % PM	9	12	69	233	1257	2748	1853	561	169	2	0	0	0	6833	
PM Peak Hour Volume	15:15	15:15	14:45	14:45	16:30	17:00	12:30	12:30	14:00	22:00	16:30			7074	
Directional Peak Periods	AM 7-9				NOON 12-2				PM 4-6				Off Peak Volumes		
All Classes	Volume 944				Volume 1377				Volume 1756				Volume 5683		
Street Name	Direction				Percentiles				Direction				ADT		
W Alameda Ave	East Bound				Average				West Bound				9760		
W Alameda Ave	West Bound				37				44				8738		

Prepared by National Data & Surveying Services
SPEED

W Alameda Ave Bet. N Lamer St & S Parish Pl

Day: Tuesday
Date: 1/18/2022

City: Burbank
Project #: CA22_020022_008w

West Bound

Time	<15	15-19	20-24	25-29	30-34	35-39	40-44	45-49	50-54	55-59	60-64	65-69	70 +	Total
00:00 AM	0	0	0	2	2	6	5	2	1	0	0	0	0	18
00:15	0	0	0	0	0	3	4	1	0	0	0	0	0	10
00:30	0	0	0	0	3	3	3	0	0	0	0	0	0	9
00:45	0	0	0	0	1	3	4	0	0	0	0	0	0	8
01:00	0	0	0	0	2	0	1	0	0	0	0	0	0	3
01:15	0	0	0	0	3	1	1	0	0	0	0	0	0	5
01:30	0	0	0	0	0	0	3	1	0	0	0	0	0	4
01:45	0	0	1	1	0	1	0	2	0	0	0	0	0	5
02:00	0	0	0	0	2	2	0	1	2	0	0	0	0	7
02:15	0	0	0	0	0	2	0	0	0	0	0	0	0	2
02:30	0	0	0	0	0	1	0	1	0	0	0	0	0	2
02:45	0	0	0	1	0	0	0	2	1	0	0	0	0	4
03:00	0	0	1	0	3	0	2	2	0	0	0	0	0	8
03:15	0	0	1	0	1	2	0	1	0	0	0	0	0	5
03:30	0	0	0	1	0	4	2	0	0	0	0	0	0	7
03:45	0	0	0	0	3	3	2	3	0	0	0	0	0	12
04:00	0	0	0	1	0	5	1	1	0	0	0	0	0	8
04:15	0	0	0	1	1	2	2	2	0	0	0	0	0	8
04:30	0	0	0	0	1	6	1	1	0	0	0	0	0	9
04:45	0	0	0	0	0	3	1	0	1	0	0	0	0	5
05:00	0	0	0	0	1	3	2	3	1	0	0	0	0	10
05:15	0	0	0	0	2	10	5	4	0	0	0	0	0	21
05:30	0	0	0	2	2	10	12	5	2	0	0	0	0	33
05:45	0	0	0	0	2	13	13	8	2	2	1	0	0	41
06:00	0	1	1	1	5	13	11	11	0	1	0	0	0	44
06:15	0	0	0	2	4	21	13	14	4	0	0	0	0	58
06:30	1	1	2	3	3	25	19	8	4	1	0	0	0	67
06:45	0	0	1	3	6	28	28	13	2	0	0	0	0	81
07:00	0	0	3	5	15	32	32	7	4	0	0	0	0	98
07:15	0	1	0	4	14	51	23	10	0	0	0	0	0	104
07:30	2	1	1	8	34	64	45	15	1	1	0	0	0	172
07:45	4	6	5	16	56	78	48	10	0	1	0	0	0	224
08:00	0	0	3	2	29	63	51	17	5	2	0	0	0	172
08:15	0	1	7	22	32	56	49	6	2	0	0	0	0	175
08:30	0	2	4	8	30	58	36	12	2	2	0	0	0	154
08:45	0	0	5	6	29	65	42	7	4	1	0	0	0	159
09:00	0	1	3	5	14	61	40	8	1	2	0	0	0	135
09:15	1	0	3	16	23	68	37	8	0	0	0	0	0	156
09:30	1	1	4	8	27	49	32	10	1	0	0	0	0	133
09:45	3	0	4	8	26	47	31	9	2	0	0	0	0	130
10:00	2	0	3	7	24	43	28	9	1	0	0	0	0	117
10:15	0	2	0	8	27	48	31	10	2	0	0	0	0	128
10:30	1	2	0	9	29	52	34	10	7	0	0	0	0	159
10:45	1	0	5	8	26	47	31	9	1	0	0	0	0	128
11:00	0	0	1	9	30	53	35	11	1	0	0	0	0	140
11:15	0	0	5	10	34	61	40	12	3	0	0	0	0	165
11:30	1	0	4	9	30	55	36	11	2	1	0	0	0	149
11:45	0	6	5	7	28	53	27	9	1	0	0	0	0	136
12:00 PM	1	1	8	14	43	62	41	13	2	0	0	0	0	185
12:15	0	0	8	24	42	54	40	10	2	0	0	0	0	180
12:30	0	1	6	7	51	60	39	9	0	0	0	0	0	173
12:45	0	0	4	10	37	62	42	10	0	0	0	0	0	165
13:00	0	4	9	10	31	56	28	10	2	1	0	0	0	152
13:15	2	1	6	20	47	55	27	9	0	0	0	0	0	167
13:30	2	3	12	12	31	60	36	8	4	0	0	0	0	168
13:45	0	0	2	6	21	57	44	15	2	0	1	0	0	148
14:00	1	2	4	19	48	58	40	9	1	0	0	0	0	182
14:15	0	3	8	18	41	66	40	4	1	1	0	0	0	182
14:30	1	2	2	11	41	57	36	6	3	1	0	0	0	160
14:45	0	3	3	8	32	44	38	14	5	0	0	0	0	147
15:00	0	2	6	9	70	75	37	7	1	0	1	0	0	230
15:15	0	1	6	7	29	67	37	11	2	0	0	0	0	160
15:30	0	6	9	13	31	48	28	6	0	0	0	0	0	141
15:45	0	7	5	8	44	55	20	8	2	0	0	0	0	149
16:00	0	4	1	9	25	62	40	8	1	1	0	0	0	151
16:15	5	4	13	40	55	25	7	3	0	0	0	0	0	152
16:30	1	3	4	11	57	68	25	8	1	0	0	0	0	178
16:45	2	2	4	8	33	51	34	13	0	1	0	0	0	148
17:00	0	3	5	11	42	52	41	6	1	0	0	0	0	161
17:15	0	1	1	7	24	56	43	6	4	0	0	0	0	142
17:30	1	1	4	6	39	55	30	8	0	0	0	0	0	145
17:45	0	2	7	10	28	34	25	6	0	0	0	0	0	112
18:00	1	0	3	6	28	54	22	2	3	0	0	0	0	119
18:15	1	0	4	7	21	42	23	4	1	0	0	0	0	103
18:30	0	2	1	10	25	42	30	6	2	0	0	0	0	118
18:45	2	3	2	5	15	42	27	7	1	0	0	0	0	104
19:00	1	0	4	4	19	41	32	7	0	0	0	0	0	108
19:15	0	2	0	2	13	44	19	5	1	0	0	0	0	86
19:30	0	1	2	4	15	32	20	8	0	1	0	0	0	83
19:45	1	1	1	1	6	29	17	6	0	0	0	0	0	64
20:00	0	2	2	0	18	25	24	8	3	0	0	0	0	82
20:15	0	0	0	8	12	24	14	6	1	0	0	0	0	65
20:30	0	1	1	4	9	27	22	3	1	1	0	0	0	69
20:45	0	0	1	1	9	27	13	9	0	0	1	0	0	61
21:00	0	0	0	4	14	20	17	5	1	3	0	0	0	64
21:15	0	1	0	0	6	23	14	4	2	0	0	0	0	50
21:30	0	1	0	2	6	15	9	9	1	0	0	0	0	43
21:45	0	0	0	1	4	13	13	5	3	0	0	0	0	39
22:00	0	1	0	2	2	11	11	9	0	0	0	0	0	36
22:15	0	0	1	0	2	4	7	7	2	1	0	0	0	24
22:30	0	0	0	0	3	9	11	2	1	0	0	0	0	26
22:45	0	1	0	1	4	8	9	11	0	1	0	0	0	35
23:00	0	0	0	2	2	5	7	6	0	0	0	0	0	22
23:15	0	0	0	0	0	6	6	3	4	1	0	0	0	20
23:30	0	0	1	0	1	4	12	3	0	0	0	0	0	21
23:45	0	0	0	0	1	8	5	5	0	0	0	0	0	19
AM Totals	36	39	278	572	1718	3118	2088	617	126	28	8	0	0	5710
% of Totals	1%	1%	5%	10%	30%	54%	37%	11%	2%	0%	0%	0%	0%	100%
AM Volumes	17	20	78	193	600	1274	883	286	61	13	2	0	0	3419
% AM	0%	0%	1%	2%	2%	4%	3%	1%	0%	0%	0%	0%	0%	6%
AM Peak Hour	09:15	09:45	11:45	11:30	11:45	07:30	07:30	07:15	06:15	08:00	05:00			07:30
Volume	7	9	27	54	164	261	193	52	14	5	1			743
PM Volumes	19	19	151	395	1167	1934	1271	391	85	19	9	0	0	5919
% PM	0%	1%	2%	7%	20%	33%	22%	14%	3%	0%	0%	0%	0%	61%
PM Peak Hour	13:15	15:30	12:45	13:15	14:15	15:00	12:00	12:00	14:30	20:15	13:00			12:00
Volume	1	2	31	57	181	243	162	42	11	4	1			703
Directional Peak Periods														
All Classes														
AM 7-9														
NOON 12-2														
PM 4-6														
Off Peak Volumes														
Volume	1258	14%	1338	15%	1189	14%	4953	57%						
Street Name	Direction	15th	50th	Average	85th	95th	ADT							
W Alameda Ave	East Bound	33	38	39	44	48	9760							
W Alameda Ave	West Bound	31	38	37	44	48	8738							

SPEED

W Alameda Ave Bet. N Lamer St & S Parish Pl

Day: Tuesday
Date: 1/18/2022

City: Burbank
Project #: CA22_020022_008

Summary

Table with columns: Time, <15, 15-19, 20-24, 25-29, 30-34, 35-39, 40-44, 45-49, 50-54, 55-59, 60-64, 65-69, 70+, Total. Rows include hourly traffic counts from 00:00 AM to 23:45.

Summary statistics table including AM Volumes, PM Volumes, Directional Peak Periods, All Classes, and Percentiles.

Street Name, Direction, 15th, 50th, Average, 85th, 95th, ADT. Summary row for W Alameda Ave.

SPEED

W Alameda Ave Bet. N Lamer St & S Parish Pl

Day: Tuesday
Date: 1/18/2022

City: Burbank
Project #: CA22_020022_008e

East Bound

Time	< 15	15 - 19	20 - 24	25 - 29	30 - 34	35 - 39	40 - 44	45 - 49	50 - 54	55 - 59	60 - 64	65 - 69	70 +	Total
00:00 AM	0	0	0	1	8	22	12	6	0	0	0	0	0	49
01:00	0	0	0	0	3	7	8	2	0	0	0	0	0	20
02:00	0	0	0	0	4	11	6	2	0	0	0	0	0	23
03:00	0	0	0	0	2	11	8	2	0	0	0	0	0	23
04:00	0	0	0	1	8	16	11	2	0	0	0	0	0	38
05:00	0	0	0	4	13	30	20	5	0	0	0	0	0	72
06:00	0	0	2	6	34	73	50	16	3	0	0	0	0	184
07:00	0	0	3	14	78	170	115	36	4	0	0	0	0	420
08:00	0	0	5	15	98	214	145	44	3	0	0	0	0	524
09:00	0	0	3	13	89	195	132	41	4	0	0	0	0	477
10:00	0	0	5	19	101	223	151	40	4	0	0	0	0	543
11:00	1	1	4	12	99	228	158	44	5	0	0	0	0	552
12:00 PM	1	1	9	20	85	247	244	67	10	0	0	0	0	684
13:00	0	1	7	34	106	282	198	58	6	1	0	0	0	693
14:00	1	2	5	33	187	332	204	50	15	1	0	0	0	830
15:00	2	2	10	35	209	378	226	53	7	1	0	0	0	923
16:00	1	2	8	29	194	322	167	42	4	1	0	0	0	770
17:00	1	0	8	28	225	449	224	46	4	0	1	0	0	986
18:00	0	0	4	17	120	357	133	61	9	1	0	0	0	702
19:00	1	1	3	7	65	168	170	50	9	0	0	0	0	474
20:00	1	1	4	6	34	117	91	31	14	2	0	0	0	301
21:00	1	1	1	1	23	51	104	43	6	1	0	0	0	232
22:00	0	0	1	3	3	28	57	38	9	3	1	0	0	143
23:00	0	1	3	0	6	17	35	22	10	3	0	0	0	97
Totals	10	13	85	298	1794	3948	2669	801	126	14	2			9760
% of Totals	0%	0%	1%	3%	18%	40%	27%	8%	1%	0%	0%			100%

AM Volumes	1	1	22	85	537	1200	816	240	23	0	0	0	0	2925
% AM	0%	0%	0%	1%	6%	12%	8%	2%	0%					30%
AM Peak Hour	11:00	11:00	08:00	10:00	10:00	11:00	11:00	08:00	11:00					11:00
Volume	1	1	5	19	101	228	158	44	5					552
PM Volumes	9	12	63	213	1257	2748	1853	561	103	14	2	0	0	6835
% PM	0%	0%	1%	2%	13%	28%	19%	6%	1%	0%	0%			70%
PM Peak Hour	15:00	14:00	15:00	15:00	17:00	17:00	12:00	12:00	14:00	22:00	17:00			17:00
Volume	2	2	10	35	225	449	244	67	15	3	1			986
Directional Peak Periods		AM 7-9				NOON 12-2				PM 4-6			Off Peak Volumes	
All Speeds		Volume		%	Volume		%	Volume		%	Volume		%	
		944	↔	10%	1377	↔	14%	1756	↔	18%	5683	↔	58%	

Street Name	Direction	Percentiles					
		15th	50th	Average	85th	95th	ADT
W Alameda Ave	East Bound	33	38	39	44	48	9760
W Alameda Ave	West Bound	31	38	37	44	48	8738

SPEED

W Alameda Ave Bet. N Lamer St & S Parish Pl

Day: Tuesday
Date: 1/18/2022

City: Burbank
Project #: CA22_020022_008w

West Bound

Time	< 15	15 - 19	20 - 24	25 - 29	30 - 34	35 - 39	40 - 44	45 - 49	50 - 54	55 - 59	60 - 64	65 - 69	70 +	Total
00:00 AM	0	0	0	2	9	14	16	3	1	0	0	0	0	45
01:00	0	0	1	1	3	4	4	4	0	0	0	0	0	17
02:00	0	0	0	1	3	4	1	3	3	0	0	0	0	15
03:00	0	1	2	1	7	9	6	6	0	0	0	0	0	32
04:00	0	0	0	2	2	16	5	4	1	0	0	0	0	30
05:00	0	0	0	2	7	36	32	20	5	2	1	0	0	105
06:00	1	2	4	9	18	87	71	46	10	2	0	0	0	250
07:00	6	8	9	33	119	225	148	42	6	1	1	0	0	598
08:00	0	3	19	38	120	242	178	42	13	5	0	0	0	660
09:00	5	2	14	37	90	225	140	35	4	2	0	0	0	554
10:00	4	4	14	32	106	190	124	38	11	0	0	0	0	523
11:00	1	6	15	35	122	222	138	43	7	1	0	0	0	590
12:00 PM	1	2	26	55	173	238	162	42	4	0	0	0	0	703
13:00	4	8	29	48	130	228	136	42	8	1	1	0	0	635
14:00	2	10	17	56	162	225	154	33	10	2	0	0	0	671
15:00	2	16	26	37	174	245	122	32	5	0	1	0	0	660
16:00	3	14	13	41	155	236	124	36	5	2	0	0	0	629
17:00	1	7	17	34	133	197	139	26	6	0	0	0	0	560
18:00	4	5	10	28	89	180	102	19	7	0	0	0	0	444
19:00	2	4	7	11	53	146	88	26	1	3	0	0	0	341
20:00	0	3	4	13	48	103	73	26	5	1	1	0	0	277
21:00	0	2	0	7	30	71	53	23	7	3	0	0	0	196
22:00	0	2	1	3	11	32	38	29	3	2	0	0	0	121
23:00	0	0	1	2	4	23	30	17	4	1	0	0	0	82
Totals	36	99	229	528	1768	3198	2084	637	126	28	5			8738
% of Totals	0%	1%	3%	6%	20%	37%	24%	7%	1%	0%	0%			100%

AM Volumes	17	26	78	193	606	1274	863	286	61	13	2	0	0	3419		
% AM	0%	0%	1%	2%	7%	15%	10%	3%	1%	0%	0%			39%		
AM Peak Hour	07:00	07:00	08:00	08:00	11:00	08:00	08:00	06:00	08:00	08:00	05:00			08:00		
Volume	6	8	19	38	122	242	178	46	13	5	1			660		
PM Volumes	19	73	151	335	1162	1924	1221	351	65	15	3	0	0	5319		
% PM	0%	1%	2%	4%	13%	22%	14%	4%	1%	0%	0%			61%		
PM Peak Hour	13:00	15:00	13:00	14:00	15:00	15:00	12:00	12:00	14:00	19:00	13:00			12:00		
Volume	4	16	29	56	174	245	162	42	10	3	1			703		
Directional Peak Periods		AM 7-9				NOON 12-2				PM 4-6			Off Peak Volumes			
All Speeds		Volume	↔		%	Volume	↔		%	Volume	↔		%	Volume	↔	
		1258			14%	1338			15%	1189			14%	4953		

Street Name	Direction	Percentiles					
		15th	50th	Average	85th	95th	ADT
W Alameda Ave	East Bound	33	38	39	44	48	9760
W Alameda Ave	West Bound	31	38	37	44	48	8738

SPEED

W Alameda Ave Bet. N Lamer St & S Parish Pl

Day: Tuesday
Date: 1/18/2022

City: Burbank
Project #: CA22_020022_008

Summary

Time	< 15	15 - 19	20 - 24	25 - 29	30 - 34	35 - 39	40 - 44	45 - 49	50 - 54	55 - 59	60 - 64	65 - 69	70 +	Total
00:00 AM	0	0	0	3	17	36	28	9	1	0	0	0	0	94
01:00	0	0	1	1	6	11	12	6	0	0	0	0	0	37
02:00	0	0	0	1	7	15	7	5	3	0	0	0	0	38
03:00	0	1	2	1	9	20	14	8	0	0	0	0	0	55
04:00	0	0	0	3	10	32	16	6	1	0	0	0	0	68
05:00	0	0	0	6	20	66	52	25	5	2	1	0	0	177
06:00	1	2	6	15	52	160	121	62	13	2	0	0	0	434
07:00	6	8	12	47	197	395	263	78	10	1	1	0	0	1018
08:00	0	3	24	53	218	456	323	86	16	5	0	0	0	1184
09:00	5	2	17	50	179	420	272	76	8	2	0	0	0	1031
10:00	4	4	19	51	207	413	275	78	15	0	0	0	0	1066
11:00	2	7	19	47	221	450	296	87	12	1	0	0	0	1142
12:00 PM	2	3	35	75	258	485	406	109	14	0	0	0	0	1387
13:00	4	9	36	82	236	510	334	100	14	2	1	0	0	1328
14:00	3	12	22	89	349	557	358	83	25	3	0	0	0	1501
15:00	4	18	36	72	383	623	348	85	12	1	1	0	0	1583
16:00	4	16	21	70	349	558	291	78	9	3	0	0	0	1399
17:00	2	7	25	62	358	646	363	72	10	0	1	0	0	1546
18:00	4	5	14	45	209	537	235	80	16	1	0	0	0	1146
19:00	3	5	10	18	118	314	258	76	10	3	0	0	0	815
20:00	1	4	8	19	82	220	164	57	19	3	1	0	0	578
21:00	1	3	1	8	53	122	157	66	13	4	0	0	0	428
22:00	0	2	2	6	14	60	95	67	12	5	1	0	0	264
23:00	0	1	4	2	10	40	65	39	14	4	0	0	0	179
Totals	46	112	314	826	3562	7146	4753	1438	252	42	7			18498
% of Totals	0%	1%	2%	4%	19%	39%	26%	8%	1%	0%	0%			100%

AM Volumes	18	27	100	278	1143	2474	1679	526	84	13	2	0	0	6344		
% AM	0%	0%	1%	2%	6%	13%	9%	3%	0%	0%	0%			34%		
AM Peak Hour	07:00	07:00	08:00	08:00	11:00	08:00	08:00	11:00	08:00	08:00	05:00			08:00		
Volume	6	8	24	53	221	456	323	87	16	5	1			1184		
PM Volumes	28	85	214	548	2419	4672	3074	912	168	29	5	0	0	12154		
% PM	0%	0%	1%	3%	13%	25%	17%	5%	1%	0%	0%			66%		
PM Peak Hour	13:00	15:00	13:00	14:00	15:00	17:00	12:00	12:00	14:00	22:00	13:00			15:00		
Volume	4	18	36	89	383	646	406	109	25	5	1			1583		
Directional Peak Periods		AM 7-9				NOON 12-2				PM 4-6				Off Peak Volumes		
All Speeds		Volume	↔		%	Volume	↔		%	Volume	↔		%	Volume	↔	
		2202			12%	2715			15%	2945			16%	10636		

Street Name	Direction	Percentiles					
		15th	50th	Average	85th	95th	ADT
W Alameda Ave	Summary	32	38	38	44	48	18498

VOLUME

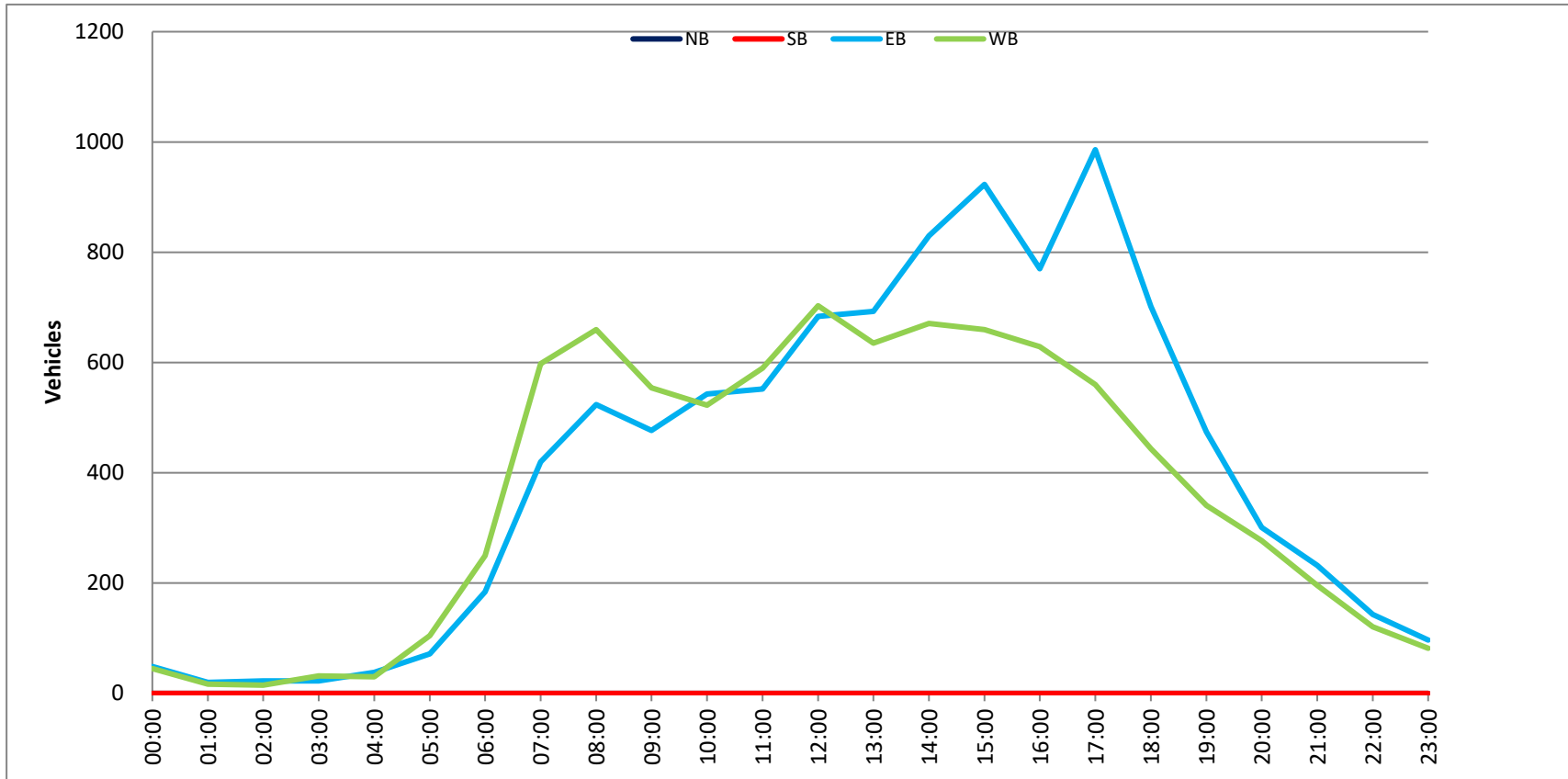
W Alameda Ave Bet. N Lamer St & S Parish Pl

Day: Tuesday
 Date: 1/18/2022

City: Burbank
 Project #: CA22_020022_008

DAILY TOTALS						NB	SB	EB	WB	Total	
						0	0	9,760	8,738	18,498	
AM Period	NB	SB	EB	WB	TOTAL	PM Period	NB	SB	EB	WB	TOTAL
00:00	0	0	20	18	38	12:00	0	0	178	185	363
00:15	0	0	9	10	19	12:15	0	0	177	180	357
00:30	0	0	8	9	17	12:30	0	0	157	173	330
00:45	0	0	12	49	20	12:45	0	0	172	684	337
				8	94				165	703	1387
01:00	0	0	5	3	8	13:00	0	0	177	152	329
01:15	0	0	5	5	10	13:15	0	0	168	167	335
01:30	0	0	3	4	7	13:30	0	0	151	168	319
01:45	0	0	7	20	12	13:45	0	0	197	693	345
				5	37				148	635	1328
02:00	0	0	4	7	11	14:00	0	0	180	182	362
02:15	0	0	8	2	10	14:15	0	0	197	182	379
02:30	0	0	4	2	6	14:30	0	0	210	160	370
02:45	0	0	7	23	11	14:45	0	0	243	830	390
				4	38				147	671	1501
03:00	0	0	8	8	16	15:00	0	0	233	210	443
03:15	0	0	5	5	10	15:15	0	0	238	160	398
03:30	0	0	4	7	11	15:30	0	0	215	141	356
03:45	0	0	6	23	18	15:45	0	0	237	923	386
				12	55				149	660	1583
04:00	0	0	4	8	12	16:00	0	0	183	151	334
04:15	0	0	7	8	15	16:15	0	0	157	152	309
04:30	0	0	12	9	21	16:30	0	0	203	178	381
04:45	0	0	15	38	20	16:45	0	0	227	770	375
				5	68				148	629	1399
05:00	0	0	8	10	18	17:00	0	0	253	161	414
05:15	0	0	22	21	43	17:15	0	0	269	142	411
05:30	0	0	18	33	51	17:30	0	0	257	145	402
05:45	0	0	24	72	65	17:45	0	0	207	986	319
				41	177				112	560	1546
06:00	0	0	33	44	77	18:00	0	0	214	119	333
06:15	0	0	30	58	88	18:15	0	0	154	103	257
06:30	0	0	57	67	124	18:30	0	0	181	118	299
06:45	0	0	64	184	145	18:45	0	0	153	702	257
				81	434				104	444	1146
07:00	0	0	50	98	148	19:00	0	0	152	108	260
07:15	0	0	83	104	187	19:15	0	0	119	86	205
07:30	0	0	126	172	298	19:30	0	0	108	83	191
07:45	0	0	161	420	385	19:45	0	0	95	474	159
				224	1018				64	341	815
08:00	0	0	134	172	306	20:00	0	0	90	82	172
08:15	0	0	122	175	297	20:15	0	0	84	65	149
08:30	0	0	119	154	273	20:30	0	0	68	69	137
08:45	0	0	149	524	308	20:45	0	0	59	301	120
				159	1184				61	277	578
09:00	0	0	131	135	266	21:00	0	0	64	64	128
09:15	0	0	111	156	267	21:15	0	0	59	50	109
09:30	0	0	110	133	243	21:30	0	0	70	43	113
09:45	0	0	125	477	255	21:45	0	0	39	232	78
				130	1031				39	196	428
10:00	0	0	138	117	255	22:00	0	0	35	36	71
10:15	0	0	138	128	266	22:15	0	0	44	24	68
10:30	0	0	122	150	272	22:30	0	0	30	26	56
10:45	0	0	145	543	273	22:45	0	0	34	143	69
				128	1066				35	121	264
11:00	0	0	143	140	283	23:00	0	0	25	22	47
11:15	0	0	139	165	304	23:15	0	0	28	20	48
11:30	0	0	135	149	284	23:30	0	0	18	21	39
11:45	0	0	135	552	271	23:45	0	0	26	97	45
				136	1142				19	82	179
TOTALS			2925	3419	6344	TOTALS			6835	5319	12154
SPLIT %			46.1%	53.9%	34.3%	SPLIT %			56.2%	43.8%	65.7%

DAILY TOTALS						NB	SB	EB	WB	Total	
						0	0	9,760	8,738	18,498	
AM Peak Hour			11:45	07:30	11:45	PM Peak Hour			16:45	12:00	16:45
AM Pk Volume			647	743	1321	PM Pk Volume			1006	703	1602
Pk Hr Factor			0.909	0.829	0.910	Pk Hr Factor			0.935	0.950	0.967
7 - 9 Volume	0	0	944	1258	2202	4 - 6 Volume	0	0	1756	1189	2945
7 - 9 Peak Hour			07:30	07:30	07:30	4 - 6 Peak Hour			16:45	16:15	16:45
7 - 9 Pk Volume	0	0	543	743	1286	4 - 6 Pk Volume	0	0	1006	639	1602
Pk Hr Factor	0.000	0.000	0.843	0.829	0.835	Pk Hr Factor	0.000	0.000	0.935	0.897	0.967



SPEED

W Alameda Ave Bet. N Lamer St & S Parish Pl

Day: Wednesday
Date: 1/19/2022

City: Burbank
Project #: CA22_020022_008e

East Bound

Time	<15	15-19	20-24	25-29	30-34	35-39	40-44	45-49	50-54	55-59	60-64	65-69	70+	Total
00:00 AM	0	0	1	0	2	4	4	2	1	0	0	0	0	14
00:15	0	0	0	0	1	6	6	5	1	0	0	0	0	19
00:30	0	0	0	0	1	5	1	3	1	1	0	0	0	12
00:45	0	0	0	0	1	1	1	2	1	0	0	0	0	6
01:00	0	0	1	0	4	3	0	1	1	0	0	0	0	10
01:15	0	0	0	0	0	4	0	2	0	0	0	0	0	6
01:30	0	0	0	0	2	1	3	2	0	0	0	0	0	8
01:45	0	0	0	0	0	5	3	0	0	0	0	0	0	8
02:00	0	0	1	0	1	2	0	0	0	1	0	0	0	5
02:15	0	0	0	0	0	0	0	0	2	0	0	0	0	2
02:30	0	0	0	0	0	3	2	3	2	0	0	0	0	10
02:45	0	0	1	0	0	1	3	1	0	0	0	0	0	7
03:00	0	0	0	0	0	3	1	2	0	0	0	0	0	6
03:15	0	0	0	0	0	2	3	2	0	0	0	0	0	5
03:30	0	0	1	0	0	2	0	1	0	0	0	0	0	6
03:45	0	0	0	0	0	0	0	0	1	0	0	0	0	1
04:00	0	0	0	0	2	0	3	0	0	1	0	0	0	6
04:15	0	0	0	0	1	0	1	1	0	0	0	0	0	3
04:30	0	0	0	0	2	2	3	4	1	1	0	0	0	13
04:45	0	0	1	2	0	5	3	1	3	0	0	0	0	15
05:00	0	0	0	2	5	6	5	3	0	0	0	0	0	19
05:15	0	0	0	0	0	6	5	4	1	0	0	0	0	16
05:30	0	0	1	0	2	7	3	5	2	1	1	0	0	22
05:45	0	0	0	0	4	7	8	9	3	2	0	0	0	33
06:00	0	0	0	2	4	6	6	7	3	2	0	0	0	32
06:15	0	0	0	0	3	15	9	7	0	0	1	0	0	35
06:30	0	0	1	0	10	9	10	10	1	0	0	0	0	41
06:45	0	0	0	2	5	19	18	8	0	1	0	0	0	53
07:00	0	1	0	0	11	24	10	6	1	0	1	0	0	54
07:15	0	1	3	11	29	22	9	1	2	0	0	0	0	74
07:30	0	1	0	5	17	51	38	8	0	0	0	0	0	120
07:45	0	0	3	6	33	43	45	7	2	0	0	0	0	139
08:00	1	0	1	4	13	53	39	14	2	0	0	0	0	127
08:15	0	1	0	4	17	46	31	8	1	1	0	0	0	119
08:30	1	0	1	4	21	55	40	7	0	0	0	0	0	129
08:45	1	1	1	6	10	56	41	16	1	0	0	0	0	133
09:00	0	0	0	1	16	43	34	17	2	0	0	0	0	113
09:15	0	1	1	1	13	44	36	12	2	1	0	0	0	111
09:30	0	0	0	11	16	49	29	6	2	0	0	0	0	123
09:45	0	2	0	7	29	50	37	12	3	2	0	0	0	142
10:00	0	0	2	3	20	37	49	9	0	0	0	0	0	120
10:15	2	0	2	5	25	50	31	7	0	1	0	0	0	123
10:30	0	0	0	4	11	57	36	6	1	0	0	0	0	116
10:45	0	0	0	3	21	64	43	20	0	2	0	0	0	153
11:00	1	0	3	4	24	70	46	10	2	1	0	0	0	161
11:15	0	0	0	2	22	58	40	15	8	2	0	0	0	147
11:30	0	0	0	8	15	52	46	18	1	0	0	0	0	140
11:45	0	0	2	5	27	63	39	15	0	0	1	0	0	152
12:00 PM	2	2	0	5	22	60	50	21	2	0	0	0	0	164
12:15	0	0	1	3	29	74	50	22	1	1	0	0	0	181
12:30	1	3	0	8	26	61	40	16	6	0	0	0	0	161
12:45	0	2	1	3	20	66	48	14	4	0	1	0	0	159
13:00	0	1	1	5	8	51	53	16	5	0	0	0	0	140
13:15	0	1	0	11	15	48	57	13	4	1	0	0	0	150
13:30	0	0	1	9	43	71	37	12	1	2	0	0	0	176
13:45	0	0	0	8	37	76	28	7	1	0	0	0	0	157
14:00	2	0	1	7	22	52	31	16	2	0	0	0	0	133
14:15	0	0	4	7	50	56	34	13	2	1	0	0	0	167
14:30	0	0	0	4	39	73	47	15	0	0	0	0	0	178
14:45	0	2	4	12	50	90	39	5	1	0	0	0	0	203
15:00	1	0	3	7	38	80	42	7	2	0	0	0	0	180
15:15	0	1	4	6	33	91	46	5	3	0	0	0	0	189
15:30	0	1	1	1	43	76	45	14	3	0	0	0	0	184
15:45	0	0	3	8	27	81	48	18	0	1	1	0	0	187
16:00	1	0	2	6	45	82	53	13	3	0	0	0	0	205
16:15	1	0	1	8	41	89	48	16	0	1	0	0	0	206
16:30	0	1	1	11	64	92	33	13	1	0	0	0	0	216
16:45	0	2	1	13	53	94	58	9	3	0	0	0	0	233
17:00	0	0	1	9	43	125	74	11	0	0	0	0	0	263
17:15	0	0	12	20	71	107	58	22	5	0	0	0	0	295
17:30	0	0	0	9	87	124	47	8	0	0	0	0	0	277
17:45	0	0	0	7	69	92	61	9	0	1	0	0	0	239
18:00	0	0	0	3	52	97	60	19	0	0	0	0	0	231
18:15	0	0	2	10	45	84	46	13	3	1	0	0	0	204
18:30	0	0	2	4	25	91	51	15	1	0	0	0	0	189
18:45	0	1	2	6	37	66	38	8	0	1	0	0	0	159
19:00	0	0	1	2	24	60	24	8	1	1	0	0	0	121
19:15	0	0	0	3	17	48	41	16	1	2	0	0	0	128
19:30	0	0	0	5	16	43	43	23	4	0	0	0	0	134
19:45	0	0	0	2	14	29	36	12	5	0	0	0	0	98
20:00	0	0	2	2	9	43	33	8	1	0	0	0	0	98
20:15	0	0	2	0	7	24	33	19	8	0	0	0	0	93
20:30	0	0	0	2	17	35	31	6	2	2	1	0	0	96
20:45	0	0	1	2	11	23	19	12	1	0	0	0	0	70
21:00	0	0	0	1	4	15	21	12	1	2	0	0	0	56
21:15	0	0	1	3	8	17	25	6	0	1	0	0	0	61
21:30	0	1	2	1	6	9	27	9	0	0	0	0	0	55
21:45	0	0	0	2	4	14	25	7	0	1	0	0	0	53
22:00	0	0	0	0	3	10	12	7	1	1	0	0	0	44
22:15	0	0	0	0	3	14	17	6	2	0	0	0	0	44
22:30	0	0	0	1	0	7	15	7	1	2	0	0	0	33
22:45	0	0	0	2	0	7	9	10	1	2	0	0	0	31
23:00	0	0	1	0	3	8	14	5	4	0	0	0	0	35
23:15	0	0	1	0	2	9	7	5	3	0	0	0	0	27
23:30	0	0	0	1	5	13	8	3	0	0	0	0	0	30
23:45	0	0	0	0	1	1	7	6	0	0	0	0	0	15
% of Totals	1%	2%	1%	1%	3%	10%	12%	13%	11%	11%	8%	6%	6%	100%
AM Volumes	9	7	25	34	434	1113	839	311	57	23	4	0	0	2913
% AMH	0%	0%	0%	1%	1%	4%	3%	1%	0%	0%	0%	0%	0%	30%
AM Peak Hour	08:00	11:45	10:15	09:30	11:45	11:30	11:30	10:30	05:15	05:30				11:45
Volume	3	5	8	26	104	258	185	76	11	5	2			658
PM Volumes	7	19	60	240	1284	2670	1784	562	94	54	4	0	0	6786
% PM	0%	0%	1%	2%	1%	4%	3%	1%	0%	0%	0%	0%	0%	70%
PM Peak Hour	12:00	12:00	16:30	16:30	17:15	16:45	17:00	12:00	12:30	20:30	15:30			17:00
Volume	1	7	15	53	279	492	240	73	19	8	2			1074
Directional Peak Periods	AM 7-9			NOON 12-2			PM 4-6			Off Peak Volumes				
All Classes	Volume 899 ←→ 9%			Volume 1288 ←→ 13%			Volume 1934 ←→ 20%			Volume 5540 ←→ 57%				
Street Name	Direction	15th	50th	Average		85th	95th	ADT						
W Alameda Ave	East Bound	33	39	39		44	48	9661						
W Alameda Ave	West Bound	30	37	37		43	47	8853						

SPEED

W Alameda Ave Bet. N Lamer St & S Parish Pl

Day: Wednesday
Date: 1/19/2022

City: Burbank
Project #: CA22_020022_008w

West Bound

Time	<15	15-19	20-24	25-29	30-34	35-39	40-44	45-49	50-54	55-59	60-64	65-69	70+	Total
00:00 AM	0	0	0	0	3	4	4	0	0	1	0	0	0	12
00:15	0	0	0	0	0	6	5	1	0	1	0	0	0	13
00:30	0	0	0	0	3	3	1	2	0	0	0	0	0	6
00:45	0	0	0	0	3	0	2	2	1	0	0	0	0	8
01:00	0	0	0	0	3	3	0	2	0	0	0	0	0	8
01:15	0	0	0	0	0	2	0	1	0	0	0	0	0	3
01:30	0	0	1	0	0	0	0	1	0	0	0	0	0	2
01:45	0	0	0	1	0	1	3	2	2	0	0	0	0	9
02:00	0	0	0	1	0	3	1	2	0	0	0	0	0	7
02:15	0	0	0	0	0	2	2	1	1	0	0	0	0	6
02:30	0	0	0	0	0	0	1	0	0	0	0	0	0	1
02:45	0	0	1	0	0	0	1	0	0	0	0	0	0	2
03:00	0	0	0	2	1	2	1	3	2	1	0	0	0	12
03:15	0	0	0	0	0	0	0	0	0	0	0	0	0	0
03:30	0	0	1	0	0	3	1	2	0	0	0	0	0	7
03:45	0	0	0	0	2	3	1	2	1	0	0	0	0	9
04:00	0	0	1	0	2	6	1	0	0	0	0	0	0	10
04:15	0	0	0	0	0	0	2	1	0	0	0	0	0	3
04:30	0	1	0	0	1	3	1	2	0	0	0	0	0	8
04:45	0	0	0	0	1	3	4	0	1	0	0	0	0	9
05:00	0	0	0	0	2	1	4	0	0	0	0	0	0	8
05:15	0	0	0	1	2	9	7	5	3	0	0	0	0	27
05:30	0	0	0	0	5	8	9	9	1	1	0	0	0	33
05:45	0	0	1	2	3	14	15	9	2	0	0	0	0	46
06:00	0	0	0	0	2	6	22	6	4	0	0	0	0	42
06:15	0	0	0	4	6	20	24	12	4	1	0	0	0	71
06:30	0	1	1	5	6	20	26	2	1	0	0	0	0	62
06:45	0	0	3	5	18	29	32	12	4	0	0	0	0	103
07:00	0	0	5	3	22	34	27	12	2	2	0	0	0	107
07:15	0	1	3	10	17	33	24	16	1	0	0	0	0	127
07:30	1	2	2	13	37	52	35	9	0	0	0	0	0	151
07:45	0	2	3	19	62	88	31	11	0	0	0	0	0	216
08:00	0	3	7	14	48	49	22	5	0	0	0	0	0	148
08:15	1	0	3	15	52	58	21	7	0	0	0	0	0	157
08:30	2	2	8	17	68	42	25	4	1	0	0	0	0	169
08:45	0	1	7	13	53	53	27	3	0	0	0	0	0	157
09:00	0	1	2	7	52	71	29	6	1	0	0	0	0	169
09:15	5	3	8	12	27	31	34	5	1	0	0	0	0	126
09:30	0	3	5	11	30	46	32	6	2	0	0	0	0	135
09:45	0	4	10	22	45	55	29	8	0	0	0	0	0	173
10:00	1	4	6	14	26	56	19	4	0	0	0	0	0	130
10:15	1	2	3	11	35	53	25	9	1	1	0	0	0	141
10:30	2	0	4	8	33	38	30	10	3	0	0	0	0	138
10:45	0	5	5	9	37	49	34	16	0	0	0	0	0	155
11:00	1	1	4	9	38	50	30	12	0	0	0	0	0	145
11:15	0	2	5	17	42	38	35	6	2	0	0	0	0	147
11:30	0	2	8	10	37	58	22	8	2	0	0	0	0	147
11:45	2	5	10	26	50	43	13	2	0	0	0	0	0	153
12:00 PM	0	6	10	20	34	58	44	10	0	0	0	0	0	182
12:15	0	3	3	13	32	64	34	16	2	0	0	0	0	167
12:30	1	1	4	18	34	49	25	3	2	0	0	0	0	137
12:45	0	3	4	11	35	51	40	9	3	0	0	0	0	156
13:00	3	3	3	9	39	41	45	12	4	0	0	0	0	159
13:15	1	1	4	6	40	55	42	13	1	0	0	0	0	163
13:30	0	3	5	19	25	56	22	3	0	0	0	0	0	133
13:45	0	4	12	34	60	49	23	0	0	0	0	0	0	182
14:00	2	1	6	20	37	57	25	10	3	0	0	0	0	161
14:15	1	1	5	18	65	49	14	3	1	0	0	0	0	157
14:30	2	6	13	17	51	52	19	5	1	0	0	0	0	166
14:45	1	2	6	25	49	43	20	5	1	0	0	0	0	152
15:00	0	3	4	28	89	59	16	2	0	0	0	0	0	203
15:15	0	6	5	18	68	48	19	3	2	0	0	0	0	169
15:30	1	2	3	14	50	47	28	4	1	0	0	0	0	150
15:45	1	3	0	15	46	59	25	7	1	0	0	0	0	157
16:00	0	3	3	16	42	55	24	5	0	0	0	0	0	148
16:15	0	3	6	13	28	53	27	11	4	1	0	0	0	146
16:30	1	0	5	15	41	60	36	6	1	0	0	0	0	165
16:45	0	0	4	3	21	59	42	10	0	0	0	0	0	139
17:00	0	4	5	11	34	51	35	11	2	0	0	0	0	153
17:15	1	7	7	16	38	56	27	7	1	0	0	0	0	160
17:30	2	2	1	13	33	58	26	5	0	0	0	0	0	138
17:45	0	2	1	6	30	43	28	13	1	1	0	0	0	125
18:00	0	3	4	6	23	56	29	10	0	1	0	0	0	132
18:15	2	0	6	11	28	54	32	8	2	0	0	0	0	143
18:30	1	3	2	4	23	54	40	6	1	1	0	0	0	135
18:45	0	1	3	11	25	58	23	9	1	0	0	0	0	131
19:00	0	0	2	11	27	36	28	8	3	0	0	0	0	115
19:15	2	2	0	3	13	38	18	11	2	0	0	0	0	89
19:30	1	0	2	1	17	26	21	6	2	0	0	0	0	76
19:45	0	0	0	0	5	17	25	26	8	0	0	0	0	82
20:00	0	3	2	6	13	28	16	6	2	0	0	0	0	76
20:15	0	1	1	1	11	21	17	4	3	1	0	0	0	60
20:30	1	0	1	6	7	23	22	4	0	0	0	0	0	64
20:45	0	0	2	2	2	17	20	5	0	0	0	0	0	58
21:00	0	2	0	4	12	18	20	10	0	0	0	0	0	66
21:15	0	0	0	0	5	14	21	7	0	0	0	0	0	47
21:30	0	0	1	2	6	13	21	9	2	0	0	0	0	54
21:45	0	0	0	3	4	15	11	9	0	0	0	0	0	42
22:00	0	0	1	1	2	15	11	5	1	0	0	0	0	36
22:15	0	0	0	1	3	7	12	8	1	0	0	0	0	32
22:30	0	0	1	0	2	9	10	6	2	0	0	0	0	30
22:45	0	1	0	0	12	8	10	1	3	0	0	0	0	35
23:00	0	0	0	0	1	2	7	7	0	1	0	0	0	25
23:15	0	0	0	0	1	4	4	3	0	0	0	0	0	12
23:30	0	0	0	0	2	6	5	2	1	0	0	0	0	16
23:45	0	0	0	1	0	4	10	5	3	2	0	0	0	25
AM Totals	36	127	218	742	2115	3017	1824	572	105	21				8133
% of Totals	0%	1%	3%	9%	26%	37%	23%	7%	1%	0%				100%

AM Volumes	14	42	112	265	847	1179	744	249	45	9	0	0	0	3506
% AM	0%	0%	1%	3%	10%	15%	9%	3%	0%	0%	0%	0%	0%	43%
AM Peak Hour	08:30	09:15	09:30	07:45	07:45	07:30	11:45	06:45	06:00	06:15				07:45
Volume	7	14	29	65	230	247	146	49	13	3				690
PM Volumes	42	85	147	458	1278	1858	1130	390	80	9	0	0	0	5987
% PM	0%	1%	2%	6%	16%	23%	13%	6%	1%	0%	0%	0%	0%	73%
PM Peak Hour	14:00	14:30	13:45	13:30	14:30	15:45	12:30	12:15	12:15	17:45				14:30
Volume	1	1	17	36	95	257	152	40	11	3				688

Directional Peak Periods	AM 7-9		NOON 12-2		PM 4-6		Off Peak Volumes	
	Volume	%	Volume	%	Volume	%	Volume	%
All Classes	1232	14%	1279	14%	1174	13%	5168	58%

Street Name	Direction	Percentiles					
		15th	50th	Average	85th	95th	ADT
W Alameda Ave	East Bound	33	39	39	44	48	9661
W Alameda Ave	West Bound	30	37	37	43	47	8853

SPEED

W Alameda Ave Bet. N Lamer St & S Parish Pl

Day: Wednesday
Date: 1/19/2022

City: Burbank
Project #: CA22_020022_008

Summary

Table with columns: Time, <15, 15-19, 20-24, 25-29, 30-34, 35-39, 40-44, 45-49, 50-54, 55-59, 60-64, 65-69, 70+, Total. Rows include AM and PM hours from 00:00 to 23:45.

Summary statistics table including AM Volumes, AM Peak Hour, PM Volumes, PM Peak Hour, Directional Peak Periods, All Classes, and Percentiles.

Street Name, Direction, 15th, 50th, Average, 85th, 95th, ADT table for W Alameda Ave.

SPEED

W Alameda Ave Bet. N Lamer St & S Parish Pl

Day: Wednesday

Date: 1/19/2022

City: Burbank

Project #: CA22_020022_008e

East Bound

Time	< 15	15 - 19	20 - 24	25 - 29	30 - 34	35 - 39	40 - 44	45 - 49	50 - 54	55 - 59	60 - 64	65 - 69	70 +	Total
00:00 AM	0	0	1	1	4	16	12	12	4	1	0	0	0	51
01:00	0	0	0	1	2	9	11	7	1	1	0	0	0	32
02:00	0	0	2	0	1	6	3	6	5	1	0	0	0	24
03:00	0	0	1	0	0	5	6	5	1	0	0	0	0	18
04:00	0	0	1	2	5	7	10	6	4	2	0	0	0	37
05:00	0	0	1	0	8	25	22	21	9	3	1	0	0	90
06:00	0	0	1	4	22	51	43	32	4	3	1	0	0	161
07:00	0	2	4	14	72	147	115	30	4	2	1	0	0	391
08:00	3	2	3	18	71	210	151	45	4	1	0	0	0	508
09:00	0	3	1	20	84	186	136	47	9	3	0	0	0	489
10:00	2	0	5	15	77	208	159	42	1	3	0	0	0	512
11:00	1	0	5	19	88	243	171	58	11	3	1	0	0	600
12:00 PM	3	7	2	19	97	261	188	73	13	1	1	0	0	665
13:00	0	2	2	33	103	246	175	48	11	3	0	0	0	623
14:00	2	2	9	30	161	271	151	49	5	1	0	0	0	681
15:00	1	2	11	22	141	328	181	44	8	1	1	0	0	740
16:00	1	4	6	38	203	357	192	51	7	0	1	0	0	860
17:00	0	0	13	45	270	448	240	50	7	1	0	0	0	1074
18:00	0	1	6	23	159	338	195	55	4	2	0	0	0	783
19:00	0	0	1	12	71	180	144	59	11	3	0	0	0	481
20:00	0	0	5	6	44	125	116	45	12	3	1	0	0	357
21:00	0	1	3	7	22	55	98	34	1	4	0	0	0	225
22:00	0	0	0	5	6	38	63	30	5	5	0	0	0	152
23:00	0	0	2	0	7	23	41	24	10	0	0	0	0	107
Totals	13	26	85	334	1718	3783	2623	873	151	47	8			9661
% of Totals	0%	0%	1%	3%	18%	39%	27%	9%	2%	0%	0%			100%

AM Volumes	6	7	25	94	434	1113	839	311	57	23	4	0	0	2913		
% AM	0%	0%	0%	1%	4%	12%	9%	3%	1%	0%	0%			30%		
AM Peak Hour	08:00	09:00	10:00	09:00	11:00	11:00	11:00	11:00	11:00	05:00	05:00			11:00		
Volume	3	3	5	20	88	243	171	58	11	3	1			600		
PM Volumes	7	19	60	240	1284	2670	1784	562	94	24	4	0	0	6748		
% PM	0%	0%	1%	2%	13%	28%	18%	6%	1%	0%	0%			70%		
PM Peak Hour	12:00	12:00	17:00	17:00	17:00	17:00	17:00	12:00	12:00	22:00	12:00			17:00		
Volume	3	7	13	45	270	448	240	73	13	5	1			1074		
Directional Peak Periods		AM 7-9				NOON 12-2				PM 4-6				Off Peak Volumes		
All Speeds		Volume	↔		%	Volume	↔		%	Volume	↔		%	Volume	↔	
		899			9%	1288			13%	1934			20%	5540		

Street Name	Direction	Percentiles					
		15th	50th	Average	85th	95th	ADT
W Alameda Ave	East Bound	33	39	39	44	48	9661
W Alameda Ave	West Bound	30	37	37	43	47	8853

SPEED

W Alameda Ave Bet. N Lamer St & S Parish Pl

Day: Wednesday

Date: 1/19/2022

City: Burbank

Project #: CA22_020022_008w

West Bound

Time	< 15	15 - 19	20 - 24	25 - 29	30 - 34	35 - 39	40 - 44	45 - 49	50 - 54	55 - 59	60 - 64	65 - 69	70 +	Total
00:00 AM	0	0	0	0	6	13	12	5	1	2	0	0	0	39
01:00	0	0	1	1	3	6	3	6	2	0	0	0	0	22
02:00	0	0	1	1	0	5	5	3	1	0	0	0	0	16
03:00	0	0	1	2	3	8	3	7	3	1	0	0	0	28
04:00	0	1	1	0	4	12	8	3	1	0	0	0	0	30
05:00	0	0	1	3	12	32	35	23	6	2	0	0	0	114
06:00	0	1	4	14	32	77	104	32	13	1	0	0	0	278
07:00	1	5	13	45	138	229	117	48	3	2	0	0	0	601
08:00	3	6	25	59	221	202	95	19	1	0	0	0	0	631
09:00	5	11	25	52	154	203	124	25	4	0	0	0	0	603
10:00	4	11	18	42	131	196	108	39	4	1	0	0	0	554
11:00	1	7	22	46	143	196	130	39	6	0	0	0	0	590
12:00 PM	1	13	21	62	135	222	143	38	7	0	0	0	0	642
13:00	4	11	24	68	164	201	132	28	5	0	0	0	0	637
14:00	6	10	30	80	202	201	78	23	6	0	0	0	0	636
15:00	2	14	12	75	253	213	88	16	4	0	0	0	0	677
16:00	1	6	18	47	132	227	129	32	5	1	0	0	0	598
17:00	1	15	14	46	135	208	116	36	4	1	0	0	0	576
18:00	3	7	15	32	99	222	124	33	4	2	0	0	0	541
19:00	3	2	4	20	74	125	93	33	7	1	0	0	0	362
20:00	1	4	6	15	33	99	75	19	5	1	0	0	0	258
21:00	0	2	1	9	27	60	73	35	2	0	0	0	0	209
22:00	0	1	2	2	19	39	43	20	7	0	0	0	0	133
23:00	0	0	0	2	5	21	26	17	4	3	0	0	0	78
Totals	36	127	259	723	2125	3017	1864	579	105	18				8853
% of Totals	0%	1%	3%	8%	24%	34%	21%	7%	1%	0%				100%

AM Volumes	14	42	112	265	847	1179	744	249	45	9	0	0	0	3506		
% AM	0%	0%	1%	3%	10%	13%	8%	3%	1%	0%				40%		
AM Peak Hour	09:00	09:00	08:00	08:00	08:00	07:00	11:00	07:00	06:00					08:00		
Volume	5	11	25	59	221	229	130	48	13	2				631		
PM Volumes	22	85	147	458	1278	1838	1120	330	60	9	0	0	0	5347		
% PM	0%	1%	2%	5%	14%	21%	13%	4%	1%	0%				60%		
PM Peak Hour	14:00	17:00	14:00	14:00	15:00	16:00	12:00	12:00	12:00	23:00				15:00		
Volume	6	15	30	80	253	227	143	38	7	3				677		
Directional Peak Periods		AM 7-9				NOON 12-2				PM 4-6				Off Peak Volumes		
All Speeds		Volume	↔		%	Volume	↔		%	Volume	↔		%	Volume	↔	
		1232			14%	1279			14%	1174			13%	5168		

Street Name	Direction	Percentiles					
		15th	50th	Average	85th	95th	ADT
W Alameda Ave	East Bound	33	39	39	44	48	9661
W Alameda Ave	West Bound	30	37	37	43	47	8853

SPEED

W Alameda Ave Bet. N Lamer St & S Parish Pl

Day: Wednesday

Date: 1/19/2022

City: Burbank

Project #: CA22_020022_008

Summary

Time	< 15	15 - 19	20 - 24	25 - 29	30 - 34	35 - 39	40 - 44	45 - 49	50 - 54	55 - 59	60 - 64	65 - 69	70 +	Total
00:00 AM	0	0	1	1	10	29	24	17	5	3	0	0	0	90
01:00	0	0	1	2	5	15	14	13	3	1	0	0	0	54
02:00	0	0	3	1	1	11	8	9	6	1	0	0	0	40
03:00	0	0	2	2	3	13	9	12	4	1	0	0	0	46
04:00	0	1	2	2	9	19	18	9	5	2	0	0	0	67
05:00	0	0	2	3	20	57	57	44	15	5	1	0	0	204
06:00	0	1	5	18	54	128	147	64	17	4	1	0	0	439
07:00	1	7	17	59	210	376	232	78	7	4	1	0	0	992
08:00	6	8	28	77	292	412	246	64	5	1	0	0	0	1139
09:00	5	14	26	72	238	389	260	72	13	3	0	0	0	1092
10:00	6	11	23	57	208	404	267	81	5	4	0	0	0	1066
11:00	2	7	27	65	231	439	301	97	17	3	1	0	0	1190
12:00 PM	4	20	23	81	232	483	331	111	20	1	1	0	0	1307
13:00	4	13	26	101	267	447	307	76	16	3	0	0	0	1260
14:00	8	12	39	110	363	472	229	72	11	1	0	0	0	1317
15:00	3	16	23	97	394	541	269	60	12	1	1	0	0	1417
16:00	2	10	24	85	335	584	321	83	12	1	1	0	0	1458
17:00	1	15	27	91	405	656	356	86	11	2	0	0	0	1650
18:00	3	8	21	55	258	560	319	88	8	4	0	0	0	1324
19:00	3	2	5	32	145	305	237	92	18	4	0	0	0	843
20:00	1	4	11	21	77	224	191	64	17	4	1	0	0	615
21:00	0	3	4	16	49	115	171	69	3	4	0	0	0	434
22:00	0	1	2	7	25	77	106	50	12	5	0	0	0	285
23:00	0	0	2	2	12	44	67	41	14	3	0	0	0	185
Totals	49	153	344	1057	3843	6800	4487	1452	256	65	8			18514
% of Totals	0%	1%	2%	6%	21%	37%	24%	8%	1%	0%	0%			100%

AM Volumes	20	49	137	359	1281	2292	1583	560	102	32	4	0	0	6419		
% AM	0%	0%	1%	2%	7%	12%	9%	3%	1%	0%	0%			35%		
AM Peak Hour	08:00	09:00	08:00	08:00	08:00	11:00	11:00	11:00	06:00	05:00	05:00			11:00		
Volume	6	14	28	77	292	439	301	97	17	5	1			1190		
PM Volumes	29	104	207	698	2562	4508	2904	892	154	33	4	0	0	12095		
% PM	0%	1%	1%	4%	14%	24%	16%	5%	1%	0%	0%			65%		
PM Peak Hour	14:00	12:00	14:00	14:00	17:00	17:00	17:00	12:00	12:00	22:00	12:00			17:00		
Volume	8	20	39	110	405	656	356	111	20	5	1			1650		
Directional Peak Periods		AM 7-9				NOON 12-2				PM 4-6				Off Peak Volumes		
All Speeds		Volume	↔		%	Volume	↔		%	Volume	↔		%	Volume	↔	
		2131			12%	2567			14%	3108			17%	10708		

Street Name	Direction	Percentiles					
		15th	50th	Average	85th	95th	ADT
W Alameda Ave	Summary	32	38	38	44	48	18514

VOLUME

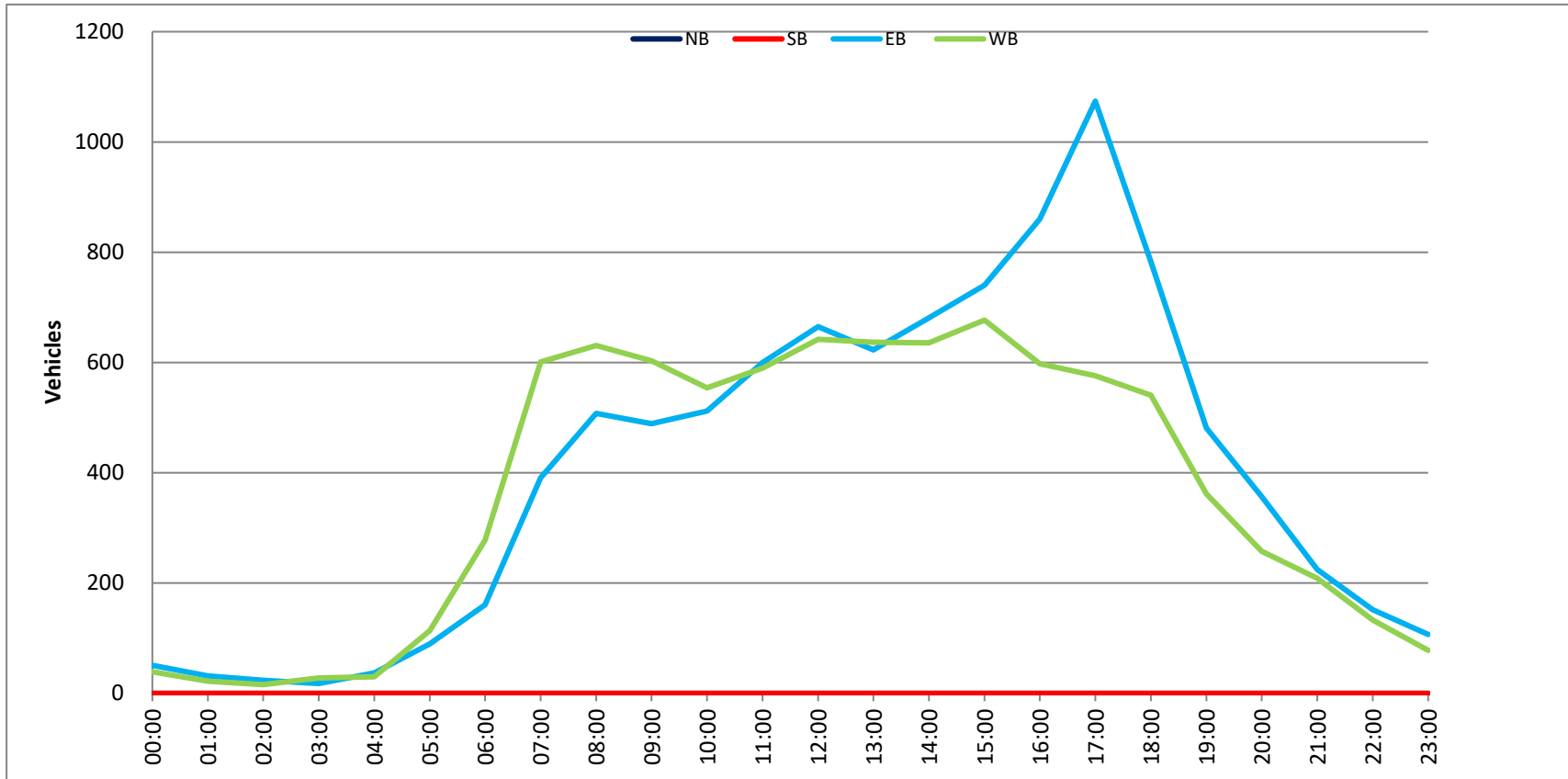
W Alameda Ave Bet. N Lamer St & S Parish Pl

Day: Wednesday
 Date: 1/19/2022

City: Burbank
 Project #: CA22_020022_008

DAILY TOTALS					NB	SB	EB	WB	Total		
					0	0	9,661	8,853	18,514		
AM Period	NB	SB	EB	WB	TOTAL	PM Period	NB	SB	EB	WB	TOTAL
00:00	0	0	14	12	26	12:00	0	0	164	182	346
00:15	0	0	19	13	32	12:15	0	0	181	167	348
00:30	0	0	12	6	18	12:30	0	0	161	137	298
00:45	0	0	6	51	57	12:45	0	0	159	665	824
01:00	0	0	10	8	18	13:00	0	0	140	159	299
01:15	0	0	6	3	9	13:15	0	0	150	163	313
01:30	0	0	8	2	10	13:30	0	0	176	133	309
01:45	0	0	8	32	40	13:45	0	0	157	623	780
02:00	0	0	5	7	12	14:00	0	0	133	161	294
02:15	0	0	2	6	8	14:15	0	0	167	157	324
02:30	0	0	10	1	11	14:30	0	0	178	166	344
02:45	0	0	7	24	31	14:45	0	0	203	681	884
03:00	0	0	6	12	18	15:00	0	0	180	201	381
03:15	0	0	5	0	5	15:15	0	0	189	169	358
03:30	0	0	6	7	13	15:30	0	0	184	150	334
03:45	0	0	1	18	19	15:45	0	0	187	740	927
04:00	0	0	6	10	16	16:00	0	0	205	148	353
04:15	0	0	3	3	6	16:15	0	0	206	146	352
04:30	0	0	13	8	21	16:30	0	0	216	165	381
04:45	0	0	15	37	52	16:45	0	0	233	860	1093
05:00	0	0	19	8	27	17:00	0	0	263	153	416
05:15	0	0	16	27	43	17:15	0	0	295	160	455
05:30	0	0	22	33	55	17:30	0	0	277	138	415
05:45	0	0	33	90	123	17:45	0	0	239	1074	1313
06:00	0	0	32	42	74	18:00	0	0	231	132	363
06:15	0	0	35	71	106	18:15	0	0	204	143	347
06:30	0	0	41	62	103	18:30	0	0	189	135	324
06:45	0	0	53	161	214	18:45	0	0	159	783	942
07:00	0	0	54	107	161	19:00	0	0	121	115	236
07:15	0	0	78	127	205	19:15	0	0	128	89	217
07:30	0	0	120	151	271	19:30	0	0	134	76	210
07:45	0	0	139	391	530	19:45	0	0	98	481	579
08:00	0	0	127	148	275	20:00	0	0	98	76	174
08:15	0	0	119	157	276	20:15	0	0	93	60	153
08:30	0	0	129	169	298	20:30	0	0	96	64	160
08:45	0	0	133	508	641	20:45	0	0	70	357	427
09:00	0	0	113	169	282	21:00	0	0	56	66	122
09:15	0	0	111	126	237	21:15	0	0	61	47	108
09:30	0	0	123	135	258	21:30	0	0	55	54	109
09:45	0	0	142	489	631	21:45	0	0	53	225	278
10:00	0	0	120	130	250	22:00	0	0	44	36	80
10:15	0	0	123	141	264	22:15	0	0	44	32	76
10:30	0	0	116	128	244	22:30	0	0	33	30	63
10:45	0	0	153	512	665	22:45	0	0	31	152	183
11:00	0	0	161	145	306	23:00	0	0	35	25	60
11:15	0	0	147	147	294	23:15	0	0	27	12	39
11:30	0	0	140	147	287	23:30	0	0	30	16	46
11:45	0	0	152	600	752	23:45	0	0	15	107	122
TOTALS			2913	3506	6419	TOTALS			6748	5347	12095
SPLIT %			45.4%	54.6%	34.7%	SPLIT %			55.8%	44.2%	65.3%

DAILY TOTALS					NB	SB	EB	WB	Total		
					0	0	9,661	8,853	18,514		
AM Peak Hour			11:45	07:45	11:45	PM Peak Hour			17:00	14:30	16:45
AM Pk Volume			658	690	1295	PM Pk Volume			1074	688	1658
Pk Hr Factor			0.909	0.799	0.930	Pk Hr Factor			0.910	0.856	0.911
7 - 9 Volume	0	0	899	1232	2131	4 - 6 Volume	0	0	1934	1174	3108
7 - 9 Peak Hour			07:45	07:45	07:45	4 - 6 Peak Hour			17:00	16:30	16:45
7 - 9 Pk Volume	0	0	514	690	1204	4 - 6 Pk Volume	0	0	1074	617	1658
Pk Hr Factor	0.000	0.000	0.924	0.799	0.848	Pk Hr Factor	0.000	0.000	0.910	0.935	0.911



SPEED

W Alameda Ave Bet. N Lamer St & S Parish Pl

Day: Thursday
Date: 1/20/2022

City: Burbank
Project #: CA22_020022_008b

West Bound

Table with columns: Time, <15, 15-19, 20-24, 25-29, 30-34, 35-39, 40-44, 45-49, 50-54, 55-59, 60-64, 65-69, 70+, Total. Rows include AM (00:00-05:00), PM (12:00-05:00), and 24-hour totals.

Summary table for AM, PM, and Volume. Includes AM Volumes (13-19:30), PM Volumes (12:30-05:00), and Volume (1-2). Columns show counts for various volume ranges and totals.

Directional Peak Periods table. Columns: All Classes, AM 7-9, NOON 12-2, PM 4-6, Off Peak Volumes. Rows show Volume and % for each category.

Street Name, Direction, 15th, 50th, Average, 85th, 95th, ADT table. Rows for W Alameda Ave East Bound and West Bound.

SPEED

W Alameda Ave Bet. N Lamer St & S Parish Pl

Day: Thursday
Date: 1/20/2022

City: Burbank
Project #: CA22_020022_008e

East Bound

Time	< 15	15 - 19	20 - 24	25 - 29	30 - 34	35 - 39	40 - 44	45 - 49	50 - 54	55 - 59	60 - 64	65 - 69	70 +	Total
00:00 AM	0	0	1	1	4	16	23	10	5	1	0	0	0	61
01:00	0	0	1	1	2	5	14	10	2	0	1	0	0	36
02:00	0	0	0	3	5	9	10	5	1	0	0	0	0	33
03:00	0	0	2	0	2	4	6	11	4	1	0	0	0	30
04:00	0	0	1	2	3	12	15	7	7	0	0	0	0	47
05:00	0	0	2	0	6	14	25	16	8	3	2	0	0	76
06:00	2	1	1	7	13	54	36	28	8	3	0	0	0	153
07:00	0	1	1	19	66	195	121	29	5	2	0	0	0	439
08:00	2	1	4	21	73	196	141	37	7	1	0	0	0	483
09:00	1	2	8	23	99	180	132	51	4	0	1	0	0	501
10:00	2	1	8	16	69	214	149	28	5	3	1	0	0	496
11:00	0	0	1	19	72	228	188	53	9	2	0	0	0	572
12:00 PM	4	2	7	19	132	280	170	44	9	1	0	0	0	668
13:00	0	2	4	18	107	245	189	55	13	3	0	0	0	636
14:00	0	1	6	20	111	301	199	61	11	1	0	0	0	711
15:00	0	2	10	39	158	342	200	65	11	1	1	0	0	829
16:00	0	0	8	64	249	358	185	50	3	1	1	0	0	919
17:00	0	3	12	45	292	435	142	37	6	0	0	0	0	972
18:00	0	2	6	49	180	313	186	59	7	5	0	0	0	807
19:00	1	0	5	17	76	225	133	45	5	1	0	0	0	508
20:00	0	0	5	16	65	138	86	29	4	0	0	0	0	343
21:00	0	0	4	14	47	99	62	20	4	0	0	0	0	250
22:00	0	0	2	4	32	68	43	10	3	0	0	0	0	162
23:00	0	0	0	4	20	44	29	11	0	0	0	0	0	108
Totals	12	18	99	421	1883	3975	2484	771	141	29	7			9840
% of Totals	0%	0%	1%	4%	19%	40%	25%	8%	1%	0%	0%			100%

AM Volumes	7	6	30	112	414	1127	860	285	65	16	5	0	0	2927
% AM	0%	0%	0%	1%	4%	11%	9%	3%	1%	0%	0%			30%
AM Peak Hour	06:00	09:00	09:00	09:00	09:00	11:00	11:00	11:00	11:00	05:00	05:00			11:00
Volume	2	2	8	23	99	228	188	53	9	3	2			572
PM Volumes	5	12	69	309	1469	2848	1624	486	76	13	2	0	0	6913
% PM	0%	0%	1%	3%	15%	29%	17%	5%	1%	0%	0%			70%
PM Peak Hour	12:00	17:00	17:00	16:00	17:00	17:00	15:00	15:00	13:00	18:00	15:00			17:00
Volume	4	3	12	64	292	435	200	65	13	5	1			972
Directional Peak Periods		AM 7-9				NOON 12-2				PM 4-6			Off Peak Volumes	
All Speeds		Volume		%	Volume		%	Volume		%	Volume		%	
		922	↔	9%	1304	↔	13%	1891	↔	19%	5723	↔	58%	

Street Name	Direction	Percentiles					
		15th	50th	Average	85th	95th	ADT
W Alameda Ave	East Bound	32	38	38	44	48	9840
W Alameda Ave	West Bound	31	37	37	43	47	9042

SPEED

W Alameda Ave Bet. N Lamer St & S Parish Pl

Day: Thursday
Date: 1/20/2022

City: Burbank
Project #: CA22_020022_008w

West Bound

Time	< 15	15 - 19	20 - 24	25 - 29	30 - 34	35 - 39	40 - 44	45 - 49	50 - 54	55 - 59	60 - 64	65 - 69	70 +	Total
00:00 AM	0	0	0	0	3	11	14	7	5	0	1	0	0	41
01:00	0	0	1	0	2	9	7	5	1	1	0	0	0	26
02:00	0	0	1	1	1	3	4	7	2	1	0	0	0	20
03:00	1	0	1	0	2	3	5	2	4	0	0	0	0	18
04:00	0	0	0	1	1	14	9	4	0	3	0	0	0	32
05:00	0	0	1	3	9	32	31	13	5	0	0	0	0	94
06:00	0	1	1	8	34	85	77	40	13	4	0	0	0	263
07:00	2	11	9	31	105	240	149	57	5	1	1	0	0	611
08:00	3	12	18	42	133	235	185	49	10	0	0	0	0	687
09:00	3	15	18	52	154	195	108	26	3	3	0	0	0	577
10:00	1	5	15	62	134	219	91	29	7	2	0	0	0	565
11:00	3	9	20	52	140	213	127	47	4	0	0	0	0	615
12:00 PM	6	16	24	65	150	232	137	25	6	0	0	0	0	661
13:00	2	12	18	45	143	296	148	38	7	3	0	0	0	712
14:00	9	14	15	44	142	253	154	28	4	0	0	0	0	663
15:00	3	16	15	68	169	231	126	38	9	1	0	0	0	676
16:00	5	16	26	50	157	205	111	20	3	1	0	0	0	594
17:00	7	7	18	64	163	221	105	20	3	3	0	0	0	611
18:00	3	10	8	36	137	216	94	24	6	2	0	0	0	536
19:00	1	2	6	25	104	141	91	23	2	0	0	0	0	395
20:00	0	1	2	15	42	80	75	26	6	2	0	0	0	249
21:00	1	0	4	5	26	55	61	22	6	4	2	0	0	186
22:00	0	0	2	8	13	46	30	18	7	0	1	0	0	125
23:00	0	2	3	2	8	35	25	8	1	1	0	0	0	85
Totals	50	149	226	679	1972	3270	1964	576	119	32	5			9042
% of Totals	1%	2%	2%	8%	22%	36%	22%	6%	1%	0%	0%			100%

AM Volumes	13	53	85	252	718	1259	807	286	59	15	2	0	0	3549		
% AM	0%	1%	1%	3%	8%	14%	9%	3%	1%	0%	0%			39%		
AM Peak Hour	08:00	09:00	11:00	10:00	09:00	07:00	08:00	07:00	06:00	06:00				08:00		
Volume	3	15	20	62	154	240	185	57	13	4	1			687		
PM Volumes	37	96	141	427	1254	2011	1157	290	60	17	3	0	0	5493		
% PM	0%	1%	2%	5%	14%	22%	13%	3%	1%	0%	0%			61%		
PM Peak Hour	14:00	12:00	16:00	15:00	15:00	13:00	14:00	13:00	15:00	21:00	21:00			13:00		
Volume	9	16	26	68	169	296	154	38	9	4	2			712		
Directional Peak Periods		AM 7-9				NOON 12-2				PM 4-6				Off Peak Volumes		
All Speeds		Volume	↔		%	Volume	↔		%	Volume	↔		%	Volume	↔	
		1298			14%	1373			15%	1205			13%	5166		

Street Name	Direction	Percentiles					
		15th	50th	Average	85th	95th	ADT
W Alameda Ave	East Bound	32	38	38	44	48	9840
W Alameda Ave	West Bound	31	37	37	43	47	9042

SPEED

W Alameda Ave Bet. N Lamer St & S Parish Pl

Day: Thursday

Date: 1/20/2022

City: Burbank

Project #: CA22_020022_008

Summary

Time	< 15	15 - 19	20 - 24	25 - 29	30 - 34	35 - 39	40 - 44	45 - 49	50 - 54	55 - 59	60 - 64	65 - 69	70 +	Total
00:00 AM	0	0	1	1	7	27	37	17	10	1	1	0	0	102
01:00	0	0	2	1	4	14	21	15	3	1	1	0	0	62
02:00	0	0	1	4	6	12	14	12	3	1	0	0	0	53
03:00	1	0	3	0	4	7	11	13	8	1	0	0	0	48
04:00	0	0	1	3	4	26	24	11	7	3	0	0	0	79
05:00	0	0	3	3	15	46	56	29	13	3	2	0	0	170
06:00	2	2	2	15	47	139	113	68	21	7	0	0	0	416
07:00	2	12	10	50	171	435	270	86	10	3	1	0	0	1050
08:00	5	13	22	63	206	431	326	86	17	1	0	0	0	1170
09:00	4	17	26	75	253	375	240	77	7	3	1	0	0	1078
10:00	3	6	23	78	203	433	240	57	12	5	1	0	0	1061
11:00	3	9	21	71	212	441	315	100	13	2	0	0	0	1187
12:00 PM	10	18	31	84	282	512	307	69	15	1	0	0	0	1329
13:00	2	14	22	63	250	541	337	93	20	6	0	0	0	1348
14:00	9	15	21	64	253	554	353	89	15	1	0	0	0	1374
15:00	3	18	25	107	327	573	326	103	20	2	1	0	0	1505
16:00	5	16	34	114	406	563	296	70	6	2	1	0	0	1513
17:00	7	10	30	109	455	656	247	57	9	3	0	0	0	1583
18:00	3	12	14	85	317	529	280	83	13	7	0	0	0	1343
19:00	2	2	11	42	180	366	224	68	7	1	0	0	0	903
20:00	0	1	7	31	107	218	161	55	10	2	0	0	0	592
21:00	1	0	8	19	73	154	123	42	10	4	2	0	0	436
22:00	0	0	4	12	45	114	73	28	10	0	1	0	0	287
23:00	0	2	3	6	28	79	54	19	1	1	0	0	0	193
Totals	62	167	325	1100	3855	7245	4448	1347	260	61	12			18882
% of Totals	0%	1%	2%	6%	20%	38%	24%	7%	1%	0%	0%			100%

AM Volumes	20	59	115	364	1132	2386	1667	571	124	31	7	0	0	6476	
% AM	0%	0%	1%	2%	6%	13%	9%	3%	1%	0%	0%			34%	
AM Peak Hour	08:00	09:00	09:00	10:00	09:00	11:00	08:00	11:00	06:00	06:00	05:00			11:00	
Volume	5	17	26	78	253	441	326	100	21	7	2			1187	
PM Volumes	42	108	210	736	2723	4859	2781	776	136	30	5	0	0	12406	
% PM	0%	1%	1%	4%	14%	26%	15%	4%	1%	0%	0%			66%	
PM Peak Hour	12:00	12:00	16:00	16:00	17:00	17:00	14:00	15:00	13:00	18:00	21:00			17:00	
Volume	10	18	34	114	455	656	353	103	20	7	2			1583	
Directional Peak Periods			AM 7-9				NOON 12-2				PM 4-6			Off Peak Volumes	
All Speeds			Volume			Volume			Volume			Volume			
			2220	↔	12%	2677	↔	14%	3096	↔	16%	10889	↔	58%	

Street Name	Direction	Percentiles					
		15th	50th	Average	85th	95th	ADT
W Alameda Ave	Summary	32	38	38	44	48	18882

VOLUME

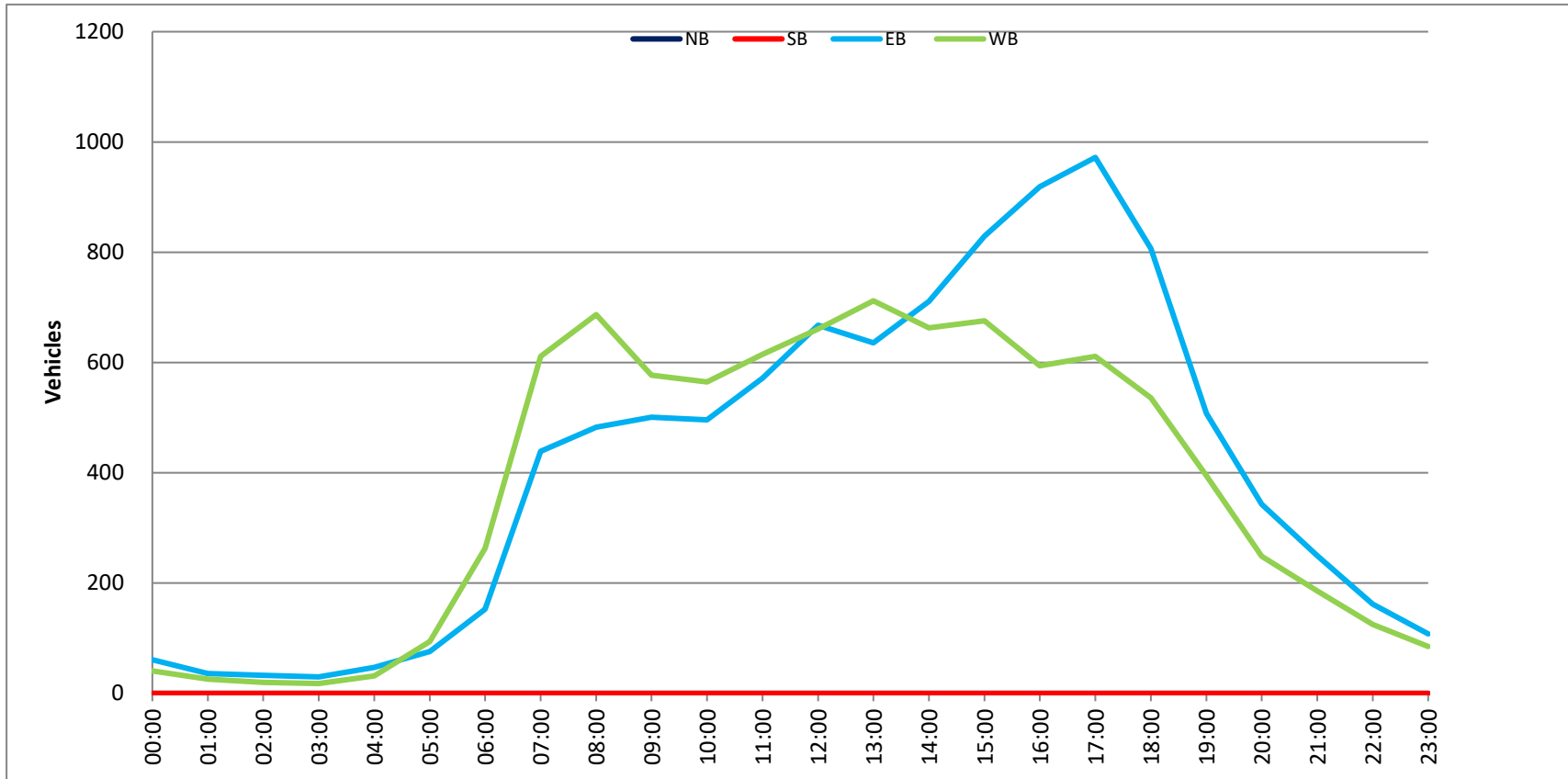
W Alameda Ave Bet. N Lamer St & S Parish Pl

Day: Thursday
 Date: 1/20/2022

City: Burbank
 Project #: CA22_020022_008

DAILY TOTALS						NB	SB	EB	WB	Total				
						0	0	9,840	9,042	18,882				
AM Period	NB	SB	EB	WB	TOTAL	PM Period	NB	SB	EB	WB	TOTAL			
00:00	0	0	17	18	35	12:00	0	0	165	163	328			
00:15	0	0	12	7	19	12:15	0	0	164	171	335			
00:30	0	0	18	5	23	12:30	0	0	181	145	326			
00:45	0	0	14	61	11	12:45	0	0	158	668	182	661	340	1329
01:00	0	0	14	8	22	13:00	0	0	154	157	311			
01:15	0	0	6	8	14	13:15	0	0	157	185	342			
01:30	0	0	12	3	15	13:30	0	0	170	181	351			
01:45	0	0	4	36	7	13:45	0	0	155	636	189	712	344	1348
02:00	0	0	10	4	14	14:00	0	0	188	151	339			
02:15	0	0	7	4	11	14:15	0	0	172	170	342			
02:30	0	0	5	8	13	14:30	0	0	160	179	339			
02:45	0	0	11	33	4	14:45	0	0	191	711	163	663	354	1374
03:00	0	0	9	4	13	15:00	0	0	213	206	419			
03:15	0	0	3	0	3	15:15	0	0	207	164	371			
03:30	0	0	12	9	21	15:30	0	0	198	167	365			
03:45	0	0	6	30	5	15:45	0	0	211	829	139	676	350	1505
04:00	0	0	8	6	14	16:00	0	0	240	134	374			
04:15	0	0	8	4	12	16:15	0	0	226	158	384			
04:30	0	0	17	10	27	16:30	0	0	234	159	393			
04:45	0	0	14	47	12	16:45	0	0	219	919	143	594	362	1513
05:00	0	0	17	8	25	17:00	0	0	267	160	427			
05:15	0	0	15	20	35	17:15	0	0	265	142	407			
05:30	0	0	15	22	37	17:30	0	0	244	164	408			
05:45	0	0	29	76	44	17:45	0	0	196	972	145	611	341	1583
06:00	0	0	24	49	73	18:00	0	0	223	145	368			
06:15	0	0	37	63	100	18:15	0	0	220	136	356			
06:30	0	0	33	60	93	18:30	0	0	213	130	343			
06:45	0	0	59	153	91	18:45	0	0	151	807	125	536	276	1343
07:00	0	0	54	113	167	19:00	0	0	163	117	280			
07:15	0	0	91	102	193	19:15	0	0	122	95	217			
07:30	0	0	133	180	313	19:30	0	0	109	90	199			
07:45	0	0	161	439	216	19:45	0	0	114	508	93	395	207	903
08:00	0	0	122	207	329	20:00	0	0	102	74	176			
08:15	0	0	108	156	264	20:15	0	0	77	65	142			
08:30	0	0	131	158	289	20:30	0	0	85	65	150			
08:45	0	0	122	483	166	20:45	0	0	79	343	45	249	124	592
09:00	0	0	130	161	291	21:00	0	0	63	60	123			
09:15	0	0	116	132	248	21:15	0	0	75	48	123			
09:30	0	0	121	133	254	21:30	0	0	51	43	94			
09:45	0	0	134	501	151	21:45	0	0	61	250	35	186	96	436
10:00	0	0	143	130	273	22:00	0	0	49	37	86			
10:15	0	0	112	132	244	22:15	0	0	43	22	65			
10:30	0	0	115	161	276	22:30	0	0	35	31	66			
10:45	0	0	126	496	142	22:45	0	0	35	162	35	125	70	287
11:00	0	0	142	147	289	23:00	0	0	39	27	66			
11:15	0	0	133	151	284	23:15	0	0	30	14	44			
11:30	0	0	138	161	299	23:30	0	0	22	22	44			
11:45	0	0	159	572	156	23:45	0	0	17	108	22	85	39	193
TOTALS			2927	3549	6476	TOTALS			6913	5493	12406			
SPLIT %			45.2%	54.8%	34.3%	SPLIT %			55.7%	44.3%	65.7%			

DAILY TOTALS						NB	SB	EB	WB	Total	
						0	0	9,840	9,042	18,882	
AM Peak Hour			11:45	07:30	11:45	PM Peak Hour			16:45	14:15	16:45
AM Pk Volume			669	759	1304	PM Pk Volume			995	718	1604
Pk Hr Factor			0.924	0.878	0.973	Pk Hr Factor			0.932	0.871	0.939
7 - 9 Volume	0	0	922	1298	2220	4 - 6 Volume	0	0	1891	1205	3096
7 - 9 Peak Hour			07:30	07:30	07:30	4 - 6 Peak Hour			16:45	16:15	16:45
7 - 9 Pk Volume	0	0	524	759	1283	4 - 6 Pk Volume	0	0	995	620	1604
Pk Hr Factor	0.000	0.000	0.814	0.878	0.851	Pk Hr Factor	0.000	0.000	0.932	0.969	0.939



SPEED

W Olive Ave Bet. N Keystone St & N Lamer St

Day: Tuesday
Date: 1/18/2022

City: Burbank
Project #: CA22_020022_007e

East Bound

Time	<15	15-19	20-24	25-29	30-34	35-39	40-44	45-49	50-54	55-59	60-64	65-69	70+	Total
00:00 AM	0	0	0	0	4	4	5	1	4	0	0	0	0	18
00:15	0	0	0	0	0	1	3	3	2	0	0	0	0	12
00:30	0	0	0	1	0	0	7	3	0	0	1	0	0	12
00:45	0	0	0	0	0	2	4	2	2	2	0	0	0	12
01:00	0	0	0	0	0	3	1	4	1	1	1	0	0	10
01:15	0	0	0	0	0	1	0	1	2	1	0	0	0	7
01:30	0	0	0	1	2	1	1	2	0	0	0	0	0	7
01:45	0	0	0	0	0	0	1	2	1	0	0	0	0	4
02:00	0	0	0	0	0	2	1	2	1	0	0	0	0	5
02:15	0	0	0	0	0	2	1	2	0	0	0	0	0	5
02:30	0	0	0	0	0	1	1	0	2	0	0	0	0	4
02:45	0	0	0	0	0	2	1	0	0	0	0	0	0	3
03:00	0	0	0	0	0	2	2	1	0	0	0	0	0	5
03:15	0	0	0	0	0	2	2	0	0	0	0	0	0	4
03:30	0	0	0	0	1	2	3	2	1	0	0	0	0	9
03:45	0	0	0	0	0	0	0	2	1	0	0	0	0	3
04:00	0	0	0	0	0	4	1	1	0	1	0	0	0	7
04:15	0	0	0	0	1	1	0	0	1	1	0	0	0	4
04:30	0	0	0	0	2	3	3	1	1	2	0	0	0	12
04:45	0	0	0	0	1	2	8	1	0	0	0	0	0	12
05:00	0	0	0	1	1	3	3	7	2	0	0	0	0	17
05:15	0	0	1	2	2	1	5	4	2	0	0	0	0	17
05:30	0	0	1	0	2	4	5	6	0	0	0	0	0	18
05:45	0	0	0	0	2	6	10	5	1	0	1	0	0	25
06:00	0	0	0	0	2	10	8	7	2	3	0	0	0	34
06:15	0	0	0	0	4	5	13	10	10	4	2	0	0	48
06:30	1	0	2	0	5	12	14	8	2	0	1	0	0	45
06:45	0	0	0	2	20	14	29	11	3	3	1	0	0	83
07:00	0	0	1	5	4	21	12	12	8	0	0	0	0	63
07:15	0	0	1	3	13	28	18	11	4	0	1	0	0	79
07:30	0	0	3	10	42	32	16	3	0	0	0	0	0	106
07:45	1	9	5	27	56	32	16	6	0	1	0	0	0	153
08:00	0	0	4	9	38	28	12	8	2	1	0	0	0	102
08:15	0	0	2	16	34	31	20	12	3	0	1	0	0	119
08:30	3	2	4	31	42	30	16	5	2	2	0	0	0	137
08:45	1	0	2	9	31	49	35	13	2	0	0	0	0	142
09:00	0	1	0	3	25	46	42	13	1	1	0	0	0	132
09:15	0	1	4	11	14	46	34	8	1	0	0	0	0	119
09:30	0	1	3	8	44	33	41	10	7	0	0	0	0	147
09:45	0	0	1	13	35	58	31	9	9	0	0	0	0	156
10:00	0	2	0	13	27	59	34	15	2	1	0	0	0	153
10:15	0	0	8	23	32	30	29	14	1	0	0	0	0	137
10:30	1	0	7	17	49	39	24	11	0	0	0	0	0	148
10:45	0	1	4	12	52	59	31	3	0	0	0	0	0	162
11:00	1	3	2	10	34	46	36	14	4	0	0	0	0	150
11:15	0	0	6	23	41	50	27	6	2	0	1	0	0	156
11:30	0	0	4	37	59	42	19	15	1	0	0	0	0	177
11:45	1	4	4	43	68	45	29	11	1	0	0	0	0	204
12:00 PM	3	2	7	40	53	43	16	6	1	1	0	0	0	172
12:15	1	1	9	34	65	29	30	7	1	0	0	0	0	177
12:30	0	2	4	38	44	43	20	8	2	0	0	0	0	161
12:45	2	0	2	20	55	66	27	11	2	0	0	0	0	186
13:00	0	0	2	17	69	42	23	4	2	1	0	0	0	160
13:15	0	1	2	20	58	47	26	9	3	0	0	0	0	166
13:30	2	10	16	66	51	37	23	3	0	0	0	0	0	208
13:45	0	2	2	32	63	50	25	5	1	0	0	0	0	180
14:00	0	0	8	24	73	43	18	9	1	1	1	0	0	178
14:15	0	2	7	26	73	45	24	4	1	1	0	0	0	183
14:30	0	0	5	29	69	45	8	7	2	0	0	0	0	165
14:45	1	2	19	38	61	34	16	8	0	0	0	0	0	179
15:00	0	0	4	25	57	50	36	14	4	0	0	0	0	190
15:15	1	1	10	43	85	45	25	3	1	0	0	0	0	214
15:30	0	0	1	44	65	45	27	4	4	0	0	0	0	190
15:45	0	2	11	80	65	36	14	4	0	2	0	0	0	214
16:00	0	4	12	38	80	41	19	5	0	0	0	0	0	199
16:15	0	0	1	32	85	61	11	1	0	0	0	0	0	191
16:30	0	0	6	14	51	70	33	6	2	0	0	0	0	182
16:45	0	0	8	44	68	48	22	10	0	0	0	0	0	200
17:00	0	9	16	35	62	48	27	4	0	0	0	0	0	201
17:15	0	0	3	28	86	51	21	6	1	0	0	0	0	196
17:30	0	0	12	43	44	59	27	6	1	0	0	0	0	193
17:45	0	0	3	33	95	65	29	7	0	0	0	0	0	232
18:00	1	12	18	30	48	65	26	6	1	2	0	0	0	209
18:15	0	1	1	22	64	59	33	8	1	0	0	0	0	189
18:30	0	0	0	34	71	42	23	9	0	1	0	0	0	189
18:45	1	1	3	31	53	62	37	10	0	0	0	0	0	198
19:00	0	0	5	8	16	55	31	13	4	1	0	0	0	133
19:15	0	0	1	7	15	50	37	17	1	0	4	0	0	132
19:30	0	2	5	12	37	38	32	5	2	0	0	0	0	133
19:45	0	0	1	3	15	34	36	16	7	2	1	0	0	115
20:00	0	0	1	4	20	41	36	10	2	1	0	0	0	115
20:15	0	0	0	5	10	39	24	10	1	0	0	0	0	89
20:30	0	0	0	6	21	27	18	7	3	0	0	0	0	82
20:45	0	1	2	3	16	23	20	11	2	2	0	0	0	82
21:00	0	0	1	2	5	17	21	19	2	0	0	0	0	57
21:15	1	0	0	3	10	14	28	10	2	0	1	0	0	69
21:30	0	0	0	2	5	19	18	7	1	0	0	0	0	52
21:45	0	0	0	3	9	14	19	11	3	1	0	0	0	60
22:00	0	0	0	3	0	4	12	17	10	3	1	0	0	50
22:15	0	1	3	0	2	3	16	16	3	1	0	0	0	45
22:30	0	0	2	2	3	13	19	7	4	1	0	0	0	51
22:45	0	1	0	2	3	7	12	9	3	0	0	0	0	37
23:00	0	0	0	0	1	8	10	7	2	0	0	0	0	30
23:15	0	0	0	1	4	8	7	4	0	1	0	0	0	25
23:30	0	0	0	0	1	10	5	4	1	0	0	0	0	21
23:45	0	0	0	0	0	3	3	5	6	2	0	0	0	19
All Totals	22	78	218	1362	2507	2710	1715	651	153	83	17	0	0	5177
% of Totals	0%	3%	10%	14%	20%	27%	10%	7%	2%	0%	0%	0%	0%	100%

Street Name	Direction	15th	50th	Average	85th	95th	ADT
W Olive Ave	East Bound	29	36	36	43	48	9877
W Olive Ave	West Bound	28	36	36	43	48	10583

SPEED

W Olive Ave Bet. N Keystone St & N Lamer St

Day: Tuesday
Date: 1/18/2022

City: Burbank
Project #: CA22_020022_007w

West Bound

Time	<15	15-19	20-24	25-29	30-34	35-39	40-44	45-49	50-54	55-59	60-64	65-69	70+	Total
00:00 AM	0	0	0	1	3	5	9	5	0	0	0	0	0	23
00:15	0	0	0	0	4	7	7	1	1	0	0	0	0	30
00:30	0	0	2	1	4	3	8	3	3	0	0	0	0	24
00:45	0	0	0	1	2	3	7	5	0	0	0	0	0	18
01:00	0	0	0	0	1	1	2	0	1	0	0	0	0	5
01:15	0	0	0	0	1	3	1	2	2	0	0	0	0	9
01:30	0	0	0	0	1	1	0	1	0	0	0	0	0	3
01:45	0	0	0	0	0	6	3	5	2	0	0	0	0	16
02:00	0	0	0	1	0	2	2	1	1	1	0	0	0	8
02:15	0	0	0	1	2	1	4	1	1	0	0	0	0	10
02:30	0	0	0	0	1	1	2	1	0	0	0	0	0	4
02:45	0	0	0	1	2	1	2	3	0	0	0	0	0	9
03:00	0	0	0	0	1	2	3	2	1	0	0	0	0	9
03:15	0	0	0	1	2	1	3	1	1	0	0	0	0	10
03:30	0	0	0	0	2	4	0	1	1	0	0	0	0	8
03:45	0	0	0	0	2	3	2	1	0	0	0	0	0	8
04:00	0	0	0	1	1	2	0	1	1	0	0	0	0	6
04:15	0	0	0	1	3	5	5	1	0	2	0	0	0	17
04:30	0	0	0	0	1	1	6	3	0	1	0	0	0	12
04:45	0	0	0	0	0	3	3	5	1	0	0	0	0	12
05:00	0	0	0	1	8	2	5	5	1	0	0	0	0	22
05:15	0	0	0	0	3	6	12	3	0	1	0	0	0	25
05:30	0	0	0	1	6	6	10	12	4	0	0	0	0	39
05:45	0	1	0	2	1	6	16	7	3	3	0	0	0	39
06:00	0	1	3	1	3	15	18	17	5	1	0	0	0	64
06:15	0	0	2	2	9	26	23	6	2	0	0	0	0	70
06:30	0	0	4	10	8	13	24	16	2	0	0	0	0	77
06:45	1	3	6	7	16	33	25	10	3	1	0	0	0	105
07:00	2	4	6	13	21	31	25	8	1	1	0	0	0	132
07:15	1	0	1	13	30	38	20	16	2	0	0	0	0	127
07:30	2	8	5	36	44	38	28	5	6	0	0	0	0	172
07:45	5	6	14	37	63	41	16	10	0	0	0	0	0	192
08:00	6	8	10	24	35	51	17	4	1	1	0	0	0	157
08:15	9	14	14	14	36	48	34	14	3	1	0	0	0	187
08:30	5	8	13	15	33	46	30	10	3	0	1	0	0	164
08:45	3	9	3	13	27	46	26	14	2	1	0	0	0	144
09:00	0	1	3	13	27	70	23	7	5	1	0	0	0	150
09:15	0	6	11	18	22	57	27	10	2	0	0	0	0	153
09:30	8	12	21	33	41	25	45	2	2	0	0	0	0	162
09:45	1	6	4	7	27	43	30	18	3	0	0	0	0	139
10:00	1	2	6	8	37	49	32	11	2	0	0	0	0	148
10:15	0	1	13	22	66	39	25	7	0	0	0	0	0	173
10:30	3	3	11	32	38	44	24	4	1	0	1	0	0	161
10:45	0	3	11	32	63	45	13	4	3	0	0	0	0	174
11:00	0	0	2	10	56	68	28	13	1	0	0	0	0	178
11:15	1	2	3	17	36	56	18	5	0	0	0	0	0	138
11:30	0	0	10	15	44	59	34	14	1	0	0	0	0	177
11:45	7	7	6	14	38	46	21	11	3	0	1	0	0	154
12:00 PM	0	9	11	43	68	34	16	3	2	0	0	0	0	186
12:15	0	5	9	16	49	51	37	8	4	2	0	0	0	181
12:30	1	7	17	27	44	44	30	11	3	1	0	0	0	185
12:45	1	3	9	14	35	42	44	21	0	0	0	0	0	169
13:00	2	3	13	36	52	47	16	5	0	0	0	0	0	174
13:15	0	0	4	19	57	41	42	11	3	0	0	0	0	177
13:30	3	12	10	26	35	57	29	6	2	0	0	0	0	180
13:45	2	4	5	24	55	68	30	7	0	0	0	0	0	195
14:00	4	3	8	14	30	51	47	12	2	1	0	0	0	172
14:15	8	14	29	28	52	35	15	6	0	0	0	0	0	187
14:30	13	11	12	17	58	62	33	11	1	0	0	0	0	218
14:45	6	5	10	19	30	56	38	19	2	0	0	0	0	185
15:00	1	3	7	27	70	53	24	6	4	0	0	0	0	195
15:15	0	1	7	24	64	57	16	2	1	1	0	0	0	173
15:30	2	3	7	22	35	46	20	8	1	0	0	0	0	144
15:45	10	10	12	21	43	41	27	12	1	1	0	0	0	178
16:00	8	12	23	24	45	35	26	10	2	0	0	0	0	185
16:15	2	4	9	32	53	66	23	3	1	1	0	0	0	193
16:30	0	3	3	20	74	44	34	6	1	0	0	0	0	185
16:45	4	7	15	16	35	45	30	9	0	0	0	0	0	161
17:00	12	7	15	13	27	44	45	10	4	0	0	0	0	177
17:15	4	5	13	17	57	44	27	12	3	0	0	0	0	182
17:30	2	4	6	29	68	44	25	5	0	0	0	0	0	183
17:45	0	2	4	11	44	61	27	11	3	0	0	0	0	163
18:00	6	8	10	21	29	54	23	7	2	0	0	0	0	160
18:15	2	3	3	16	47	69	31	7	2	0	0	0	0	180
18:30	3	5	6	13	27	55	31	11	0	0	0	0	0	151
18:45	1	0	1	15	44	41	30	7	2	0	1	0	0	142
19:00	0	0	1	11	20	60	36	9	1	0	0	0	0	138
19:15	2	2	1	7	19	46	19	6	3	2	0	0	0	107
19:30	1	2	4	13	33	38	33	9	1	0	0	0	0	134
19:45	1	1	2	16	40	45	36	9	3	0	0	0	0	153
20:00	0	0	1	6	31	41	35	10	1	2	0	0	0	127
20:15	1	2	6	8	21	28	18	13	2	0	0	0	0	99
20:30	0	0	9	10	25	38	16	7	2	1	0	0	0	108
20:45	0	0	2	5	20	44	21	7	3	0	0	0	0	102
21:00	1	0	0	2	21	22	37	8	4	0	0	0	0	95
21:15	0	0	1	2	19	32	29	6	7	1	0	0	0	97
21:30	0	0	1	1	16	30	24	13	4	2	0	0	0	91
21:45	0	0	2	6	15	24	32	7	2	1	0	0	0	89
22:00	0	1	0	3	8	18	16	9	4	0	0	0	0	69
22:15	0	0	0	2	5	15	18	15	9	4	2	1	0	62
22:30	0	0	0	2	10	29	37	6	2	0	0	0	0	86
22:45	0	0	1	0	4	16	27	11	4	2	0	0	0	65
23:00	0	0	0	1	3	12	21	8	2	1	0	0	0	48
23:15	0	0	0	2	5	15	23	6	4	0	0	0	0	55
23:30	0	0	0	1	10	9	14	8	0	0	0	0	0	42
23:45	0	0	0	1	0	2	15	3	1	1	0	0	0	23
All Totals	152	242	484	1108	2504	3070	2028	743	139	42	8	0	0	10531
% of Totals	1%	2%	5%	10%	24%	29%	20%	7%	1%	0%	0%	0%	0%	100%

AM Volumes	49	101	175	408	861	1118	697	311	81	20	3	0	0	3834
% AMH	0%	1%	2%	4%	8%	11%	7%	3%	1%	0%	0%	0%	0%	36%
AM Peak Hour Volume	25	39	51	111	223	229	134	55	16	5	1	0	0	730
PM Volumes % PM	165	161	309	760	1643	1952	1377	422	108	32	2	0	0	6786
PM Peak Hour Volume	1400	1330	1400	1300	1430	1745	1315	1230	2045	2130	1800	0	0	6456
Volume	31	33	59	105	222	233	148	48	18	5	1	0	0	785
Directional Peak Periods	AM 7-9			NOON 12-2			PM 4-6			Off Peak Volumes				
All Classes	Volume 1255 ← 12%			Volume 1447 → 14%			Volume 1429 ← 14%			Volume 6452 ← 61%				

Street Name	Direction	Percentiles					ADT
		15th	50th	Average	85th	95th	
W Olive Ave	East Bound	29	36	36	43	48	9877
W Olive Ave	West Bound	28	36	36	43	48	10583

SPEED

W Olive Ave Bet. N Keystone St & N Lamer St

Day: Tuesday
Date: 1/18/2022

City: Burbank
Project #: CA22_020022_007

Summary

Time	<15	15-19	20-24	25-29	30-34	35-39	40-44	45-49	50-54	55-59	60-64	65-69	70+	Total			
00:00 AM	0	0	0	1	7	9	14	6	4	0	0	0	0	41			
00:15	0	0	0	1	4	4	12	4	1	0	0	0	0	28			
00:30	0	0	2	1	5	6	11	6	5	0	0	0	0	36			
00:45	0	0	0	2	2	3	14	8	0	0	1	0	0	30			
01:00	0	0	0	0	1	3	6	2	3	2	0	0	0	17			
01:15	0	0	0	0	1	6	2	6	3	1	0	0	0	19			
01:30	0	0	1	1	2	1	2	2	1	1	1	1	1	10			
01:45	0	0	1	2	7	4	7	2	0	0	0	0	0	23			
02:00	0	0	0	1	0	3	4	2	1	1	0	0	0	12			
02:15	0	0	0	1	2	3	5	3	1	0	0	0	0	15			
02:30	0	0	0	0	1	2	2	3	0	0	0	0	0	8			
02:45	0	0	0	1	2	3	3	3	0	0	0	0	0	12			
03:00	0	0	0	0	1	4	5	3	1	0	0	0	0	14			
03:15	0	0	0	1	1	4	3	3	1	1	0	0	0	14			
03:30	0	0	0	0	3	6	3	3	2	0	0	0	0	17			
03:45	0	0	0	0	2	3	4	2	0	0	0	0	0	11			
04:00	0	0	0	1	1	6	1	2	1	1	0	0	0	13			
04:15	0	0	0	1	4	6	5	1	1	3	0	0	0	21			
04:30	0	0	0	0	3	4	9	4	1	3	0	0	0	24			
04:45	0	0	0	0	1	5	11	6	1	0	0	0	0	24			
05:00	0	0	0	2	6	15	8	12	3	0	0	0	0	38			
05:15	0	0	1	2	5	7	17	7	2	1	0	0	0	42			
05:30	0	0	1	1	8	10	15	18	4	0	0	0	0	57			
05:45	0	1	0	2	3	12	26	12	4	3	1	0	0	64			
06:00	0	1	3	3	5	25	26	24	7	4	0	0	0	88			
06:15	0	0	2	6	14	39	33	16	6	2	0	0	0	118			
06:30	1	0	6	10	13	25	38	24	4	0	1	0	0	122			
06:45	1	3	6	9	36	47	54	21	6	4	1	0	0	188			
07:00	2	4	7	18	25	52	37	20	9	1	0	0	0	175			
07:15	1	0	2	16	43	66	38	27	10	2	1	0	0	206			
07:30	2	8	8	46	86	70	44	8	6	0	0	0	0	278			
07:45	6	15	19	64	119	73	32	16	0	1	0	0	0	345			
08:00	6	8	14	33	73	79	29	12	3	2	0	0	0	259			
08:15	9	14	16	30	70	79	54	16	6	1	1	0	0	306			
08:30	8	10	17	46	75	76	46	15	5	2	1	0	0	301			
08:45	4	9	5	22	58	95	61	27	4	1	0	0	0	286			
09:00	0	2	3	16	52	116	65	20	6	2	0	0	0	282			
09:15	0	7	15	29	36	103	61	18	3	0	0	0	0	272			
09:30	2	9	15	29	77	74	66	16	5	2	0	0	0	309			
09:45	1	6	5	20	62	101	61	27	12	0	0	0	0	295			
10:00	1	4	6	21	64	108	66	26	4	1	0	0	0	301			
10:15	0	1	21	45	98	69	54	21	1	0	0	0	0	310			
10:30	4	3	18	49	87	83	48	15	1	0	0	0	0	309			
10:45	0	4	15	44	115	104	44	7	3	0	0	0	0	336			
11:00	1	3	4	20	90	114	64	27	5	0	0	0	0	328			
11:15	1	2	9	40	77	106	45	11	2	0	1	0	0	294			
11:30	0	0	14	52	103	101	53	29	2	0	0	0	0	354			
11:45	8	8	10	57	106	91	100	22	4	1	0	0	0	358			
12:00 PM	3	11	18	83	121	77	32	9	3	1	0	0	0	358			
12:15	1	6	18	50	114	80	67	15	5	2	0	0	0	358			
12:30	1	9	21	65	88	87	50	19	5	1	0	0	0	346			
12:45	3	3	11	34	91	108	71	32	2	0	0	0	0	355			
13:00	2	3	15	53	121	89	39	9	2	1	0	0	0	334			
13:15	0	1	6	39	115	88	68	20	6	0	0	0	0	343			
13:30	5	22	26	92	86	94	52	9	2	0	0	0	0	388			
13:45	2	6	7	56	118	118	55	12	1	0	0	0	0	375			
14:00	3	4	3	16	38	103	94	65	11	3	2	1	0	350			
14:15	8	16	36	54	125	80	39	10	1	1	0	0	0	370			
14:30	13	11	17	46	127	107	41	18	3	0	0	0	0	383			
14:45	7	7	29	57	91	90	54	27	2	0	0	0	0	364			
15:00	1	3	11	52	127	103	60	20	8	0	0	0	0	385			
15:15	1	2	17	67	149	102	41	5	2	1	0	0	0	387			
15:30	2	3	8	66	100	91	47	12	5	0	0	0	0	334			
15:45	10	12	23	101	108	77	41	16	1	3	0	0	0	392			
16:00	8	16	35	62	125	76	45	15	2	0	0	0	0	384			
16:15	2	4	10	64	138	117	33	4	1	0	0	0	0	384			
16:30	0	3	9	34	125	114	67	12	3	0	0	0	0	367			
16:45	4	7	23	60	103	93	52	19	0	0	0	0	0	361			
17:00	12	16	31	48	89	92	72	14	4	0	0	0	0	378			
17:15	4	5	16	45	143	95	48	18	4	0	0	0	0	378			
17:30	2	4	18	72	112	103	52	11	1	0	0	0	0	376			
17:45	0	2	7	44	139	126	56	18	3	0	0	0	0	395			
18:00	7	20	28	51	77	119	49	13	3	2	0	0	0	369			
18:15	2	4	4	38	111	128	64	15	3	0	0	0	0	369			
18:30	3	5	6	47	98	97	54	20	0	1	0	0	0	331			
18:45	2	1	4	46	97	103	67	17	2	0	1	0	0	340			
19:00	0	0	6	19	36	115	67	22	5	1	0	0	0	271			
19:15	2	2	2	14	34	96	56	23	4	2	4	0	0	239			
19:30	1	4	9	25	70	76	65	14	3	0	0	0	0	267			
19:45	1	1	3	17	55	79	72	25	10	2	1	0	0	266			
20:00	0	0	2	10	51	82	71	20	3	3	0	0	0	242			
20:15	1	2	6	13	31	67	42	23	3	0	0	0	0	188			
20:30	0	0	9	16	46	65	34	14	5	1	0	0	0	190			
20:45	0	1	4	8	36	67	41	18	5	2	1	0	0	184			
21:00	1	0	1	4	26	39	58	17	6	0	0	0	0	152			
21:15	1	0	1	5	29	46	57	16	9	1	1	0	0	166			
21:30	0	0	1	3	21	49	42	20	5	2	0	0	0	143			
21:45	0	0	2	9	24	38	51	18	5	2	0	0	0	149			
22:00	0	1	3	3	12	30	43	19	7	1	0	0	0	119			
22:15	0	1	3	2	7	18	34	31	7	3	1	0	0	107			
22:30	0	0	2	4	13	42	56	13	6	1	0	0	0	137			
22:45	0	1	1	2	7	23	39	20	7	2	0	0	0	102			
23:00	0	0	0	2	5	10	31	15	4	1	0	0	0	78			
23:15	0	0	0	3	9	23	30	10	4	1	0	0	0	80			
23:30	0	0	0	2	20	14	18	9	0	0	0	0	0	63			
23:45	0	0	0	1	3	5	20	9	3	1	0	0	0	42			
Totals	174	340	770	2448	5311	5710	3763	1454	347	15	22	0	0	2046			
% of Totals	5%	2%	4%	12%	26%	28%	18%	7%	2%	0%	0%	0%	0%	10%			
AM Volumes	58	127	245	744	1653	2022	1355	609	160	42	11	0	0	7021			
% AM	3%	7%	15%	45%	31%	35%	30%	15%	4%	1%	0%	0%	0%	34%			
AM Peak Hour	07:45	07:45	11:45	11:45	11:30	10:45	09:15	09:30	06:45	06:00	06:30			11380			
Volume	29	47	67	255	444	425	254	100	31	10	3			1428			
PM Volumes	186	218	525	1724	3658	3758	2694	795	187	48	11	0	0	14659			
% PM	1%	1%	3%	8%	15%	15%	15%	12%	6%	0%	0%	0%	0%	69%			
PM Peak Hour	14:00	13:30	14:00	15:15	15:45	17:30	19:15	21:30	22:00	21:30	18:30			15:48			
Volume	31	47	98	296	498	478	262	88	27	8	5			1527			
Directional Peak Periods	AM 7-9			NOON 12-2			PM 4-6			Off Peak Volumes							
All Classes	Volume	←	→	%	Volume	←	→	%	Volume	←	→	%	Volume	←	→	%	
	2156			11%	2857			14%	3023			15%	12424			61%	
Street Name	Direction	Percentiles															
		15th	50th	Average	85th	95th	ADT										
W Olive Ave	Summary	29	36	36	43												

SPEED

W Olive Ave Bet. N Keystone St & N Lamer St

Day: Tuesday
Date: 1/18/2022

City: Burbank
Project #: CA22_020022_007e

East Bound

Time	< 15	15 - 19	20 - 24	25 - 29	30 - 34	35 - 39	40 - 44	45 - 49	50 - 54	55 - 59	60 - 64	65 - 69	70 +	Total
00:00 AM	0	0	0	1	5	8	20	9	6	0	1	0	0	50
01:00	0	0	1	1	2	7	7	10	4	3	1	0	0	36
02:00	0	0	0	0	1	6	4	5	0	0	0	0	0	16
03:00	0	0	0	0	1	6	9	4	1	0	0	0	0	21
04:00	0	0	0	0	4	10	12	3	2	4	0	0	0	35
05:00	0	0	2	3	7	14	23	22	5	0	1	0	0	77
06:00	1	0	2	8	32	49	61	36	11	8	2	0	0	210
07:00	1	9	10	45	115	113	62	32	12	1	1	0	0	401
08:00	4	2	12	65	145	138	83	38	9	3	1	0	0	500
09:00	0	3	8	35	118	183	148	40	18	1	0	0	0	554
10:00	1	3	19	65	160	187	118	43	3	1	0	0	0	600
11:00	2	4	16	113	202	183	111	46	8	1	1	0	0	687
12:00 PM	6	5	22	132	218	181	93	32	6	1	0	0	0	696
13:00	2	13	22	135	241	176	97	21	6	1	0	0	0	714
14:00	1	4	39	117	276	167	66	28	4	2	1	0	0	705
15:00	1	3	26	192	272	176	102	25	9	2	0	0	0	808
16:00	0	4	27	128	284	220	85	22	2	0	0	0	0	772
17:00	0	9	34	139	287	223	104	23	2	1	0	0	0	822
18:00	2	14	22	117	236	228	119	33	2	3	0	0	0	776
19:00	0	2	12	30	83	177	136	51	14	3	5	0	0	513
20:00	0	1	3	18	67	130	98	38	8	3	2	0	0	368
21:00	1	0	1	10	29	64	86	37	8	1	1	0	0	238
22:00	0	2	8	4	12	35	64	42	13	3	0	0	0	183
23:00	0	0	0	2	10	29	27	21	5	1	0	0	0	95
Totals	22	78	286	1360	2807	2710	1735	661	158	43	17			9877
% of Totals	0%	1%	3%	14%	28%	27%	18%	7%	2%	0%	0%			100%

AM Volumes	9	21	70	336	792	904	658	288	79	22	8	0	0	3187		
% AM	0%	0%	1%	3%	8%	9%	7%	3%	1%	0%	0%			32%		
AM Peak Hour	08:00	07:00	10:00	11:00	11:00	10:00	09:00	11:00	09:00	06:00	06:00			11:00		
Volume	4	9	19	113	202	187	148	46	18	8	2			687		
PM Volumes	13	57	216	1024	2015	1806	1077	373	79	21	9	0	0	6690		
% PM	0%	1%	2%	10%	20%	18%	11%	4%	1%	0%	0%			68%		
PM Peak Hour	12:00	18:00	14:00	15:00	17:00	18:00	19:00	19:00	19:00	18:00	19:00			17:00		
Volume	6	14	39	192	287	228	136	51	14	3	5			822		
Directional Peak Periods		AM 7-9				NOON 12-2				PM 4-6				Off Peak Volumes		
All Speeds		Volume	↔		%	Volume	↔		%	Volume	↔		%	Volume	↔	
		901			9%	1410			14%	1594			16%	5972		

Street Name	Direction	Percentiles					
		15th	50th	Average	85th	95th	ADT
W Olive Ave	East Bound	29	36	36	43	48	9877
W Olive Ave	West Bound	28	36	36	43	48	10583

SPEED

W Olive Ave Bet. N Keystone St & N Lamer St

Day: Tuesday
Date: 1/18/2022

City: Burbank
Project #: CA22_020022_007w

West Bound

Time	< 15	15 - 19	20 - 24	25 - 29	30 - 34	35 - 39	40 - 44	45 - 49	50 - 54	55 - 59	60 - 64	65 - 69	70 +	Total
00:00 AM	0	0	2	3	13	18	31	14	4	0	0	0	0	85
01:00	0	0	0	1	3	10	7	7	5	0	0	0	0	33
02:00	0	0	0	3	4	5	10	6	2	1	0	0	0	31
03:00	0	0	0	1	6	11	6	7	3	1	0	0	0	35
04:00	0	0	0	2	5	11	14	10	2	3	0	0	0	47
05:00	0	1	0	4	18	20	43	27	8	4	0	0	0	125
06:00	1	4	15	20	36	87	90	49	12	2	0	0	0	316
07:00	10	18	26	99	158	148	89	39	13	3	0	0	0	603
08:00	23	39	40	66	131	191	107	42	9	3	1	0	0	652
09:00	3	21	30	59	109	211	105	51	12	3	0	0	0	604
10:00	4	9	41	94	204	177	94	26	6	0	1	0	0	656
11:00	8	9	21	56	174	229	101	43	5	0	1	0	0	647
12:00 PM	2	24	46	100	196	171	127	43	9	3	0	0	0	721
13:00	7	19	32	105	199	213	117	29	5	0	0	0	0	726
14:00	31	33	59	78	170	204	133	48	5	1	0	0	0	762
15:00	13	17	33	94	212	197	87	28	7	2	0	0	0	690
16:00	14	26	50	92	207	190	112	28	4	1	0	0	0	724
17:00	18	18	38	70	196	193	124	38	10	0	0	0	0	705
18:00	12	16	20	65	147	219	115	32	6	0	1	0	0	633
19:00	4	5	8	45	112	189	124	33	8	2	0	0	0	530
20:00	1	2	18	29	97	151	90	37	8	3	0	0	0	436
21:00	1	0	4	11	71	108	122	34	17	4	0	0	0	372
22:00	0	1	1	7	27	78	108	41	14	4	1	0	0	282
23:00	0	0	0	4	9	39	68	31	15	2	0	0	0	168
Totals	152	262	484	1108	2504	3070	2024	743	189	42	5			10583
% of Totals	1%	2%	5%	10%	24%	29%	19%	7%	2%	0%	0%			100%

AM Volumes	49	101	175	408	861	1118	697	321	81	20	3	0	0	3834		
% AM	0%	1%	2%	4%	8%	11%	7%	3%	1%	0%	0%			36%		
AM Peak Hour	08:00	08:00	10:00	07:00	10:00	11:00	08:00	09:00	07:00	05:00	08:00			10:00		
Volume	23	39	41	99	204	229	107	51	13	4	1			656		
PM Volumes	103	161	309	700	1643	1952	1327	422	108	22	2	0	0	6749		
% PM	1%	2%	3%	7%	16%	18%	13%	4%	1%	0%	0%			64%		
PM Peak Hour	14:00	14:00	14:00	13:00	15:00	18:00	14:00	14:00	21:00	21:00	18:00			14:00		
Volume	31	33	59	105	212	219	133	48	17	4	1			762		
Directional Peak Periods		AM 7-9				NOON 12-2				PM 4-6				Off Peak Volumes		
All Speeds		Volume	↔		%	Volume	↔		%	Volume	↔		%	Volume	↔	
		1255			12%	1447			14%	1429			14%	6452		

Street Name	Direction	Percentiles					
		15th	50th	Average	85th	95th	ADT
W Olive Ave	East Bound	29	36	36	43	48	9877
W Olive Ave	West Bound	28	36	36	43	48	10583

SPEED

W Olive Ave Bet. N Keystone St & N Lamer St

Day: Tuesday
Date: 1/18/2022

City: Burbank
Project #: CA22_020022_007

Summary

Time	< 15	15 - 19	20 - 24	25 - 29	30 - 34	35 - 39	40 - 44	45 - 49	50 - 54	55 - 59	60 - 64	65 - 69	70 +	Total
00:00 AM	0	0	2	4	18	26	51	23	10	0	1	0	0	135
01:00	0	0	1	2	5	17	14	17	9	3	1	0	0	69
02:00	0	0	0	3	5	11	14	11	2	1	0	0	0	47
03:00	0	0	0	1	7	17	15	11	4	1	0	0	0	56
04:00	0	0	0	2	9	21	26	13	4	7	0	0	0	82
05:00	0	1	2	7	25	34	66	49	13	4	1	0	0	202
06:00	2	4	17	28	68	136	151	85	23	10	2	0	0	526
07:00	11	27	36	144	273	261	151	71	25	4	1	0	0	1004
08:00	27	41	52	131	276	329	190	80	18	6	2	0	0	1152
09:00	3	24	38	94	227	394	253	91	30	4	0	0	0	1158
10:00	5	12	60	159	364	364	212	69	9	1	1	0	0	1256
11:00	10	13	37	169	376	412	212	89	13	1	2	0	0	1334
12:00 PM	8	29	68	232	414	352	220	75	15	4	0	0	0	1417
13:00	9	32	54	240	440	389	214	50	11	1	0	0	0	1440
14:00	32	37	98	195	446	371	199	76	9	3	1	0	0	1467
15:00	14	20	59	286	484	373	189	53	16	4	0	0	0	1498
16:00	14	30	77	220	491	410	197	50	6	1	0	0	0	1496
17:00	18	27	72	209	483	416	228	61	12	1	0	0	0	1527
18:00	14	30	42	182	383	447	234	65	8	3	1	0	0	1409
19:00	4	7	20	75	195	366	260	84	22	5	5	0	0	1043
20:00	1	3	21	47	164	281	188	75	16	6	2	0	0	804
21:00	2	0	5	21	100	172	208	71	25	5	1	0	0	610
22:00	0	3	9	11	39	113	172	83	27	7	1	0	0	465
23:00	0	0	0	6	19	68	95	52	20	3	0	0	0	263
Totals	174	340	770	2468	5311	5780	3759	1404	347	85	22			20460
% of Totals	1%	2%	4%	12%	26%	28%	18%	7%	2%	0%	0%			100%

AM Volumes	58	122	245	744	1653	2022	1355	609	160	42	11	0	0	7021			
% AM	0%	1%	1%	4%	8%	10%	7%	3%	1%	0%	0%			34%			
AM Peak Hour	08:00	08:00	10:00	11:00	11:00	11:00	09:00	09:00	09:00	06:00	06:00			11:00			
Volume	27	41	60	169	376	412	253	91	30	10	2			1334			
PM Volumes	116	218	525	1724	3658	3758	2404	795	187	43	11	0	0	13439			
% PM	1%	1%	3%	8%	18%	18%	12%	4%	1%	0%	0%			66%			
PM Peak Hour	14:00	14:00	14:00	15:00	16:00	18:00	19:00	19:00	22:00	22:00	19:00			17:00			
Volume	32	37	98	286	491	447	260	84	27	7	5			1527			
Directional Peak Periods		AM 7-9				NOON 12-2			PM 4-6			Off Peak Volumes					
All Speeds		Volume	↔		%	Volume	↔		%	Volume	↔		%	Volume	↔		%
		2156			11%	2857			14%	3023			15%	12424			61%

Street Name	Direction	Percentiles					
		15th	50th	Average	85th	95th	ADT
W Olive Ave	Summary	29	36	36	43	48	20460

VOLUME

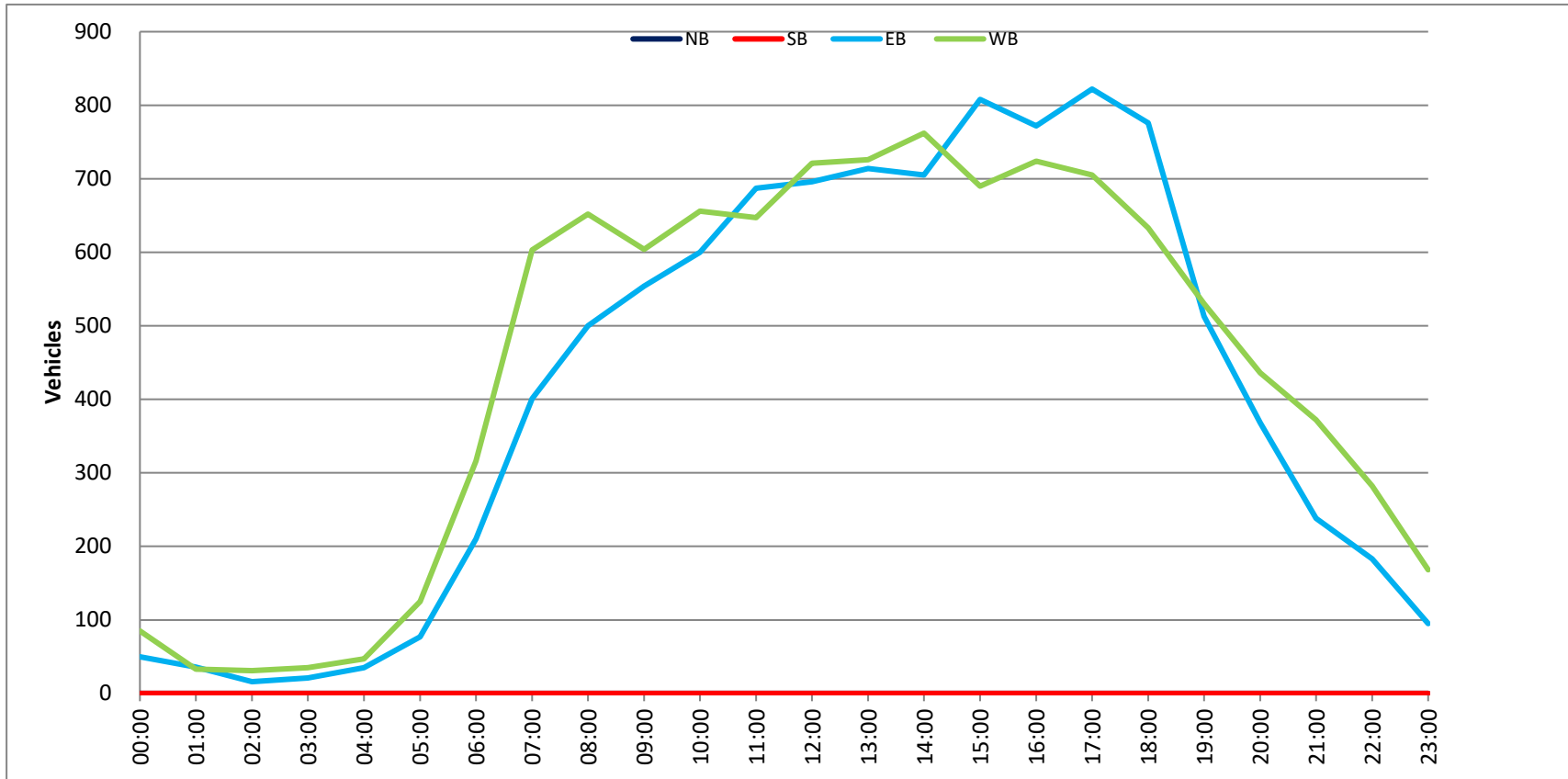
W Olive Ave Bet. N Keystone St & N Lamer St

Day: Tuesday
 Date: 1/18/2022

City: Burbank
 Project #: CA22_020022_007

DAILY TOTALS					NB	SB	EB	WB	Total					
					0	0	9,877	10,583	20,460					
AM Period	NB	SB	EB	WB	TOTAL	PM Period	NB	SB	EB	WB	TOTAL			
00:00	0	0	18	23	41	12:00	0	0	172	186	358			
00:15	0	0	8	20	28	12:15	0	0	177	181	358			
00:30	0	0	12	24	36	12:30	0	0	161	185	346			
00:45	0	0	12	50	18	12:45	0	0	186	696	169	721	355	1417
01:00	0	0	12	5	17	13:00	0	0	160	174	334			
01:15	0	0	10	9	19	13:15	0	0	166	177	343			
01:30	0	0	7	3	10	13:30	0	0	208	180	388			
01:45	0	0	7	36	16	13:45	0	0	180	714	195	726	375	1440
02:00	0	0	4	8	12	14:00	0	0	178	172	350			
02:15	0	0	5	10	15	14:15	0	0	183	187	370			
02:30	0	0	4	4	8	14:30	0	0	165	218	383			
02:45	0	0	3	16	9	14:45	0	0	179	705	185	762	364	1467
03:00	0	0	5	9	14	15:00	0	0	190	195	385			
03:15	0	0	4	10	14	15:15	0	0	214	173	387			
03:30	0	0	9	8	17	15:30	0	0	190	144	334			
03:45	0	0	3	21	8	15:45	0	0	214	808	178	690	392	1498
04:00	0	0	7	6	13	16:00	0	0	199	185	384			
04:15	0	0	4	17	21	16:15	0	0	191	193	384			
04:30	0	0	12	12	24	16:30	0	0	182	185	367			
04:45	0	0	12	35	12	16:45	0	0	200	772	161	724	361	1496
05:00	0	0	17	22	39	17:00	0	0	201	177	378			
05:15	0	0	17	25	42	17:15	0	0	196	182	378			
05:30	0	0	18	39	57	17:30	0	0	193	183	376			
05:45	0	0	25	77	39	17:45	0	0	232	822	163	705	395	1527
06:00	0	0	34	64	98	18:00	0	0	209	160	369			
06:15	0	0	48	70	118	18:15	0	0	189	180	369			
06:30	0	0	45	77	122	18:30	0	0	180	151	331			
06:45	0	0	83	210	105	18:45	0	0	198	776	142	633	340	1409
07:00	0	0	63	112	175	19:00	0	0	133	138	271			
07:15	0	0	79	127	206	19:15	0	0	132	107	239			
07:30	0	0	106	172	278	19:30	0	0	133	134	267			
07:45	0	0	153	401	192	19:45	0	0	115	513	151	530	266	1043
08:00	0	0	102	157	259	20:00	0	0	115	127	242			
08:15	0	0	119	187	306	20:15	0	0	89	99	188			
08:30	0	0	137	164	301	20:30	0	0	82	108	190			
08:45	0	0	142	500	144	20:45	0	0	82	368	102	436	184	804
09:00	0	0	132	150	282	21:00	0	0	57	95	152			
09:15	0	0	119	153	272	21:15	0	0	69	97	166			
09:30	0	0	147	162	309	21:30	0	0	52	91	143			
09:45	0	0	156	554	139	21:45	0	0	60	238	89	372	149	610
10:00	0	0	153	148	301	22:00	0	0	50	69	119			
10:15	0	0	137	173	310	22:15	0	0	45	62	107			
10:30	0	0	148	161	309	22:30	0	0	51	86	137			
10:45	0	0	162	600	174	22:45	0	0	37	183	65	282	102	465
11:00	0	0	150	178	328	23:00	0	0	30	48	78			
11:15	0	0	156	138	294	23:15	0	0	25	55	80			
11:30	0	0	177	177	354	23:30	0	0	21	42	63			
11:45	0	0	204	687	154	23:45	0	0	19	95	23	168	42	263
TOTALS			3187	3834	7021	TOTALS			6690	6749	13439			
SPLIT %			45.4%	54.6%	34.3%	SPLIT %			49.8%	50.2%	65.7%			

DAILY TOTALS					NB	SB	EB	WB	Total		
					0	0	9,877	10,583	20,460		
AM Peak Hour			11:30	07:30	11:30	PM Peak Hour			17:15	14:15	15:45
AM Pk Volume			730	708	1428	PM Pk Volume			830	785	1527
Pk Hr Factor			0.895	0.922	0.997	Pk Hr Factor			0.894	0.900	0.974
7 - 9 Volume	0	0	901	1255	2156	4 - 6 Volume	0	0	1594	1429	3023
7 - 9 Peak Hour			07:45	07:30	07:45	4 - 6 Peak Hour			17:00	16:00	17:00
7 - 9 Pk Volume	0	0	511	708	1211	4 - 6 Pk Volume	0	0	822	724	1527
Pk Hr Factor	0.000	0.000	0.835	0.922	0.878	Pk Hr Factor	0.000	0.000	0.886	0.938	0.966



Prepared by National Data & Surveying Services
SPEED
 W Olive Ave Bet. N Keystone St & N Lamer St

Day: Wednesday
 Date: 1/19/2022

City: Burbank
 Project #: CA22_020022_007e

East Bound

Time	<15	15-19	20-24	25-29	30-34	35-39	40-44	45-49	50-54	55-59	60-64	65-69	70+	Total
00:00 AM	0	0	0	1	2	5	5	3	3	0	0	0	0	19
00:15	0	0	0	1	0	3	5	5	3	0	0	0	0	14
00:30	0	0	0	1	2	3	5	5	3	0	0	0	0	19
00:45	0	0	0	0	3	1	4	1	0	0	1	0	0	10
01:00	0	1	0	1	0	2	0	2	1	1	0	0	0	8
01:15	0	0	0	0	1	0	5	2	0	1	0	0	0	9
01:30	0	0	0	0	1	2	3	6	2	0	0	0	0	14
01:45	0	0	0	0	1	6	2	0	0	0	0	0	0	9
02:00	0	0	0	1	1	2	4	2	0	1	0	0	0	11
02:15	0	0	0	0	1	3	2	1	0	0	0	0	0	7
02:30	0	0	1	0	1	2	1	1	1	0	0	0	0	9
02:45	0	0	0	0	1	0	2	1	2	0	0	0	0	6
03:00	0	0	0	0	0	2	0	0	0	1	0	0	0	3
03:15	0	0	0	0	1	0	0	0	0	0	0	0	0	1
03:30	0	0	0	0	1	0	4	1	0	1	1	0	0	8
03:45	0	0	0	1	1	0	1	0	0	0	0	0	0	4
04:00	0	0	0	0	1	0	1	0	1	0	0	0	0	3
04:15	0	0	0	0	2	3	2	2	0	0	2	0	0	11
04:30	0	0	0	0	1	4	0	2	0	0	0	0	0	7
04:45	0	0	0	1	2	4	7	2	1	2	0	0	0	19
05:00	0	0	0	0	1	0	1	0	5	3	0	0	0	11
05:15	0	0	0	1	1	2	4	6	1	1	0	0	0	16
05:30	0	1	2	0	1	8	9	4	1	1	0	0	0	27
05:45	0	0	0	0	3	5	7	10	4	3	0	1	0	33
06:00	0	0	0	0	3	7	11	5	4	1	1	0	0	32
06:15	0	0	2	0	2	4	10	10	5	4	0	0	0	37
06:30	0	0	1	1	7	16	12	4	1	1	0	0	0	43
06:45	0	1	0	0	11	8	26	9	6	1	1	0	0	63
07:00	1	0	3	5	10	19	18	6	5	2	0	0	0	69
07:15	0	1	1	15	28	21	18	15	2	0	0	0	0	101
07:30	0	0	6	20	37	42	20	3	0	1	0	0	0	129
07:45	0	3	7	32	45	28	20	7	1	0	0	0	0	143
08:00	0	1	4	17	33	32	21	8	2	1	0	0	0	119
08:15	0	1	4	17	34	33	21	8	2	1	0	0	0	121
08:30	1	2	4	12	32	51	27	6	2	0	0	0	0	137
08:45	0	1	6	12	39	48	25	6	4	0	1	0	0	142
09:00	0	2	2	12	39	52	35	9	0	0	0	0	0	151
09:15	0	1	1	13	26	39	26	8	5	1	0	0	0	120
09:30	2	2	2	11	27	47	32	10	2	0	0	0	0	135
09:45	1	0	5	16	20	30	27	30	7	2	0	0	0	138
10:00	1	1	1	20	36	44	39	12	0	1	0	0	0	155
10:15	1	1	5	6	34	33	36	14	4	0	1	1	0	136
10:30	1	2	4	19	52	43	37	8	5	1	0	0	0	172
10:45	0	3	5	10	40	43	33	13	3	0	0	0	0	150
11:00	0	0	3	15	48	36	28	14	3	0	0	0	0	147
11:15	1	0	8	21	48	51	19	8	3	1	0	0	0	160
11:30	2	1	2	32	30	46	28	14	4	0	0	0	0	159
11:45	0	3	5	14	30	60	52	13	4	1	0	0	0	182
12:00 PM	0	0	7	26	52	46	36	8	1	0	0	0	0	176
12:15	0	0	7	19	56	49	27	10	4	0	0	0	0	172
12:30	0	0	4	47	57	40	22	8	2	0	0	0	0	180
12:45	0	2	11	42	54	38	24	8	1	0	0	0	0	180
13:00	1	0	16	16	41	29	41	14	2	0	0	0	0	150
13:15	0	1	5	22	53	42	30	11	2	1	0	0	0	167
13:30	1	3	14	28	76	43	21	4	0	0	0	0	0	190
13:45	0	0	1	32	72	47	15	3	2	0	0	0	0	172
14:00	0	0	3	18	61	47	17	7	0	0	0	0	0	153
14:15	0	4	16	28	56	63	11	5	3	0	0	0	0	186
14:30	1	3	15	56	59	31	12	4	3	0	0	0	0	184
14:45	1	0	9	51	79	53	18	4	0	0	0	0	0	215
15:00	0	4	29	58	68	28	12	4	0	0	0	0	0	203
15:15	2	1	10	40	61	38	16	6	0	1	1	0	0	176
15:30	2	6	9	42	60	47	16	4	3	0	0	0	0	189
15:45	0	0	4	49	77	47	17	2	3	0	0	0	0	199
16:00	0	0	16	43	66	50	22	10	3	1	0	0	0	211
16:15	0	1	4	34	75	56	16	8	1	0	0	0	0	192
16:30	1	7	11	32	74	55	24	14	1	0	0	0	0	219
16:45	1	1	3	30	47	57	27	7	3	0	0	0	0	176
17:00	0	2	21	40	75	49	16	8	0	0	0	0	0	211
17:15	0	2	4	28	69	54	15	6	0	0	0	0	0	178
17:30	1	0	1	15	63	62	40	21	7	0	0	0	0	199
17:45	0	0	4	34	81	56	35	8	1	1	0	0	0	220
18:00	0	0	5	27	61	55	30	9	3	0	0	0	0	190
18:15	0	5	12	44	61	60	13	5	0	0	0	0	0	200
18:30	1	0	3	46	53	29	10	9	3	2	0	0	0	156
18:45	0	0	6	21	50	50	22	5	0	0	0	0	0	154
19:00	0	6	6	27	33	31	32	13	1	2	0	0	0	151
19:15	1	0	1	15	44	49	42	10	3	0	0	0	0	165
19:30	0	0	2	10	35	50	35	9	5	1	1	0	0	148
19:45	0	0	3	13	26	44	33	6	4	8	0	0	0	130
20:00	0	1	1	13	26	35	24	15	1	0	0	0	0	116
20:15	0	0	1	4	24	30	34	11	3	0	0	0	0	107
20:30	0	0	0	6	22	52	31	5	0	0	0	0	0	116
20:45	0	0	0	7	21	44	21	13	2	0	0	0	0	88
21:00	0	0	1	1	8	31	20	9	4	1	1	0	0	76
21:15	0	0	0	0	11	21	26	9	3	0	0	0	0	70
21:30	0	0	0	3	12	28	19	7	1	0	0	0	0	70
21:45	0	0	0	1	8	17	25	5	0	0	0	0	0	56
22:00	0	0	0	2	7	19	17	9	1	1	1	0	0	57
22:15	0	0	0	1	5	11	14	9	1	0	0	0	0	41
22:30	0	0	2	1	3	8	14	10	2	1	0	0	0	41
22:45	0	0	0	0	0	5	11	3	5	1	0	0	0	25
23:00	0	0	0	0	1	3	4	14	6	3	1	1	0	32
23:15	0	0	0	1	3	6	17	7	3	1	0	0	0	38
23:30	0	0	1	0	3	2	7	6	3	0	0	0	0	22
23:45	0	0	0	1	1	4	7	11	3	0	0	0	0	28
All Totals	77	114	143	278	262	1713	671	761	150	50	15	6	2	3706
% of Totals	2%	3%	4%	7%	7%	45%	18%	20%	4%	1%	0%	0%	0%	100%

AM Volumes	11	28	85	327	737	882	794	300	102	33	8	2	0	3219	
% AMH	0%	0%	1%	2%	2%	2%	2%	1%	0%	0%	0%	0%	0%	8%	
AM Peak Hour	09:30	07:45	11:45	11:45	11:45	11:15	10:00	09:30	06:15	05:30	03:30	05:00		11:48	
Volume	5	7	23	106	195	203	145	66	17	9	3	1		710	
PM Volumes	12	49	269	1159	2051	1780	1059	371	98	37	6	0	0	6778	
% PM	0%	0%	4%	17%	30%	27%	16%	5%	3%	1%	0%	0%	0%	18%	
PM Peak Hour	16:30	14:15	14:30	14:30	15:45	17:30	19:30	20:00	19:00	18:15	14:30			15:48	
Volume	1	12	69	205	292	221	142	41	13	4	1			821	
Directional Peak Periods	AM 7-9				NOON 12-2				PM 4-6				Off Peak Volumes		
All Classes	Volume 961				Volume 1387				Volume 1606				Volume 6040		
	10%				14%				16%				60%		

Street Name	Direction	Percentiles					ADT
		15th	50th	Average	85th	95th	
W Olive Ave	East Bound	29	36	36	43	48	9994
W Olive Ave	West Bound	28	36	36	43	48	10751

SPEED

W Olive Ave Bet. N Keystone St & N Lamer St

Day: Wednesday
Date: 1/19/2022

City: Burbank
Project #: CA22_020022_007w

West Bound

Table with columns: Time, <15, 15-19, 20-24, 25-29, 30-34, 35-39, 40-44, 45-49, 50-54, 55-59, 60-64, 65-69, 70+, Total. Rows represent time intervals from 00:00 AM to 23:45.

Summary row for AM Totals and PM Totals.

Summary table for AM Volumes, PM Volumes, and Directional Peak Periods.

Summary table for All Classes and Percentiles.

Summary table for Street Name, Direction, and ADT.

SPEED

W Olive Ave Bet. N Keystone St & N Lamer St

Day: Wednesday
Date: 1/19/2022

City: Burbank
Project #: CA22_020022_007

Summary

Time	<15	15-19	20-24	25-29	30-34	35-39	40-44	45-49	50-54	55-59	60-64	65-69	70+	Total
00:00 AM	0	0	0	2	7	17	14	8	6	1	0	0	0	55
00:15	0	1	2	2	7	19	13	8	3	0	1	0	0	38
00:30	0	0	0	2	8	18	8	5	1	0	0	0	0	32
00:45	0	0	0	4	7	2	8	4	1	2	1	0	0	29
01:00	1	1	0	1	5	4	4	7	2	1	0	0	0	26
01:15	0	0	1	0	4	1	6	4	1	1	0	0	0	18
01:30	0	0	0	0	4	4	3	11	3	0	0	0	0	25
01:45	0	0	0	1	0	1	10	4	0	0	0	0	0	16
02:00	0	0	0	3	3	2	5	2	2	1	1	0	0	19
02:15	0	0	0	0	0	4	5	3	1	0	0	0	0	13
02:30	0	0	1	0	3	6	2	5	2	2	0	0	0	21
02:45	0	2	0	0	4	4	1	5	3	3	0	0	0	18
03:00	0	0	0	0	1	4	1	2	2	1	0	0	0	11
03:15	0	0	0	0	1	1	1	5	0	1	0	0	0	9
03:30	0	0	0	0	1	1	5	4	0	1	1	0	0	13
03:45	0	0	0	1	1	3	3	3	0	0	0	0	0	12
04:00	0	0	0	1	1	5	3	1	1	0	0	0	0	12
04:15	0	0	0	0	2	7	6	5	3	0	2	0	0	25
04:30	0	0	0	0	1	2	8	1	3	0	0	0	0	15
04:45	0	0	0	2	3	7	12	4	3	2	0	0	0	33
05:00	0	0	0	3	5	6	8	6	0	1	0	0	0	37
05:15	0	0	1	2	5	9	19	16	3	4	0	0	0	59
05:30	0	1	2	1	4	19	21	10	6	2	0	0	0	66
05:45	0	0	1	1	9	13	23	19	6	4	0	1	0	77
06:00	0	1	1	1	6	16	31	16	8	2	1	1	0	86
06:15	0	0	6	3	10	14	24	23	7	5	1	0	0	93
06:30	0	1	7	10	16	36	48	12	4	2	0	0	0	136
06:45	0	6	3	6	18	32	54	27	11	1	1	0	0	159
07:00	2	1	11	9	22	62	49	16	6	3	0	0	0	181
07:15	2	5	8	28	45	51	51	32	7	1	1	0	0	231
07:30	1	3	11	37	65	87	63	21	1	1	0	0	0	290
07:45	0	4	14	43	80	85	67	23	3	1	0	0	0	320
08:00	1	11	23	34	66	69	57	26	6	2	0	0	0	295
08:15	1	5	12	28	73	86	60	48	5	1	0	0	0	299
08:30	4	7	13	33	65	97	59	17	4	1	0	0	0	300
08:45	5	3	11	28	77	91	61	15	7	0	1	0	0	299
09:00	0	2	5	17	61	101	77	16	3	0	0	0	0	282
09:15	1	2	4	26	54	93	72	16	7	1	0	0	0	276
09:30	2	3	5	20	83	100	69	21	5	0	0	0	0	308
09:45	1	2	9	27	49	78	67	46	11	2	0	0	0	292
10:00	7	7	17	39	74	99	58	18	3	1	0	0	0	323
10:15	24	12	20	21	51	72	67	19	5	0	1	1	0	293
10:30	2	4	17	37	85	90	53	15	3	1	0	0	0	309
10:45	5	9	14	29	77	91	47	17	6	1	0	0	0	296
11:00	0	0	6	22	100	94	63	26	3	3	0	0	0	317
11:15	2	4	11	34	72	107	61	24	5	2	0	0	0	322
11:30	2	1	4	43	80	119	61	22	6	1	0	0	0	339
11:45	2	10	15	29	71	115	70	32	7	1	0	0	0	342
12:00 PM	2	4	14	39	102	116	69	18	3	0	0	0	0	367
12:15	1	3	15	47	101	88	61	21	5	0	0	0	0	342
12:30	0	0	10	68	110	109	53	16	3	0	0	0	0	369
12:45	0	7	14	49	109	92	63	20	2	2	0	0	0	358
13:00	11	12	21	49	74	81	51	22	4	0	0	0	0	325
13:15	2	5	20	40	103	124	57	18	2	1	0	0	0	372
13:30	7	7	21	49	126	98	77	14	4	1	0	0	0	404
13:45	0	4	22	54	112	90	44	15	3	0	0	0	0	344
14:00	3	5	12	29	116	95	53	23	0	0	0	0	0	336
14:15	2	18	26	53	131	107	27	7	3	0	0	0	0	374
14:30	5	12	24	75	96	83	45	16	4	1	0	0	0	361
14:45	1	3	18	86	152	98	34	7	0	0	0	0	0	399
15:00	1	15	41	89	135	74	37	8	0	0	0	0	0	400
15:15	12	12	23	72	123	86	33	10	0	1	1	0	0	373
15:30	24	29	42	58	86	68	34	9	4	1	0	1	0	356
15:45	1	5	10	61	110	101	36	6	8	0	0	0	0	338
16:00	0	1	20	76	126	99	39	15	5	1	0	0	0	382
16:15	1	13	15	55	125	109	29	16	3	1	1	0	0	364
16:30	3	11	17	60	130	101	37	19	1	0	0	0	0	379
16:45	5	8	10	54	86	110	58	23	4	1	0	0	0	359
17:00	0	3	25	78	135	92	30	12	1	1	0	0	0	377
17:15	8	14	25	52	115	102	37	10	0	1	0	0	0	364
17:30	3	2	3	21	80	130	103	48	15	0	0	0	0	402
17:45	1	3	8	52	134	113	66	14	2	1	0	0	0	394
18:00	5	7	9	41	120	110	62	21	6	0	0	0	0	381
18:15	0	13	27	61	107	101	35	17	0	0	0	0	0	361
18:30	1	1	9	73	109	76	32	17	5	2	0	0	0	325
18:45	3	4	8	48	87	120	54	12	0	0	0	0	0	336
19:00	0	6	15	65	93	74	52	18	1	2	0	0	0	326
19:15	6	7	7	36	76	82	62	16	3	0	0	0	0	295
19:30	2	2	11	24	72	93	56	12	3	1	0	0	0	282
19:45	7	4	13	39	57	85	55	13	8	0	0	0	0	261
20:00	0	5	8	21	65	88	51	25	2	0	0	0	0	265
20:15	0	1	1	17	63	75	57	22	3	1	0	0	0	240
20:30	0	0	5	16	47	82	60	13	1	0	0	0	0	224
20:45	0	4	3	13	44	58	44	30	5	1	1	0	0	193
21:00	2	0	1	5	32	65	48	21	4	1	1	0	0	180
21:15	0	0	1	4	35	63	49	16	3	2	1	0	0	174
21:30	1	1	1	6	35	58	39	15	4	1	1	0	0	162
21:45	0	0	0	2	20	33	47	14	6	0	0	0	0	122
22:00	0	1	2	5	16	29	37	15	3	1	1	0	0	131
22:15	0	0	0	1	18	32	40	18	4	0	0	0	0	113
22:30	0	0	5	1	14	39	35	18	2	1	0	0	0	115
22:45	0	0	0	1	9	17	27	11	10	1	0	0	0	76
23:00	0	0	0	5	9	20	27	15	4	1	1	0	0	83
23:15	0	0	1	3	6	21	33	14	4	1	1	0	0	84
23:30	0	0	1	0	4	7	20	11	3	1	0	0	0	47
23:45	0	0	0	3	5	14	15	22	3	1	0	0	0	63
All Totals	184	361	813	2522	5325	5315	3715	1412	340	92	25	0	0	20745
% of Totals	9%	20%	40%	12%	26%	26%	18%	7%	2%	0%	0%	0%	0%	100%

AM Volumes	AM % AMI	PM Volumes	PM % PMI	Volume	Directional Peak Periods	Off Peak Volumes	
65	108	253	628	1475	2023	1583	
0%	1%	1%	1%	1%	1%	1%	
10:00	10:00	10:00	11:45	11:45	09:30	09:30	
38	32	68	183	384	457	285	
10%	25%	98%	185%	390%	379%	215%	
16:45	15:00	16:45	14:30	14:15	17:15	12:45	
39	61	122	322	514	428	248	
Directional Peak Periods		AM 7-9		NOON 12-2		PM 4-6	
All Classes		Volume		Volume		Volume	
		2215		2881		3021	
		11%		14%		15%	
		12628				61%	

Street Name	Direction	15th	50th	Average	Percentiles	85th	95th	ADT
W Olive Ave	Summary	28	36	36	43	48	20745	

SPEED

W Olive Ave Bet. N Keystone St & N Lamer St

Day: Wednesday

Date: 1/19/2022

City: Burbank

Project #: CA22_020022_007e

East Bound

Time	< 15	15 - 19	20 - 24	25 - 29	30 - 34	35 - 39	40 - 44	45 - 49	50 - 54	55 - 59	60 - 64	65 - 69	70 +	Total
00:00 AM	0	0	1	2	7	13	19	10	8	1	1	0	0	62
01:00	0	1	0	1	2	5	14	12	3	2	0	0	0	40
02:00	0	0	1	1	3	5	10	7	4	2	0	0	0	33
03:00	0	0	0	1	3	3	4	2	0	2	1	0	0	16
04:00	0	0	0	1	5	8	14	4	4	2	2	0	0	40
05:00	0	1	2	1	6	15	22	25	9	5	0	1	0	87
06:00	0	1	3	1	23	35	59	28	16	7	2	0	0	175
07:00	1	4	17	72	120	110	76	31	8	3	0	0	0	442
08:00	1	5	18	58	138	164	94	28	10	2	1	0	0	519
09:00	3	5	10	52	112	168	120	57	14	3	0	0	0	544
10:00	3	7	15	55	162	163	145	47	12	2	1	1	0	613
11:00	3	4	18	82	156	193	127	49	14	2	0	0	0	648
12:00 PM	0	2	29	134	219	173	109	34	8	0	0	0	0	708
13:00	2	4	26	98	242	161	107	32	6	1	0	0	0	679
14:00	2	7	43	153	255	194	58	20	6	0	0	0	0	738
15:00	4	11	52	189	266	160	61	16	6	1	1	0	0	767
16:00	2	8	31	139	262	218	89	39	8	1	1	0	0	798
17:00	0	5	44	145	287	209	87	29	1	1	0	0	0	808
18:00	1	5	26	138	225	194	75	28	6	2	0	0	0	700
19:00	1	6	12	65	138	174	142	38	13	4	1	0	0	594
20:00	0	1	2	30	93	141	110	44	6	0	0	0	0	427
21:00	0	0	1	5	39	97	90	30	8	1	1	0	0	272
22:00	0	0	2	4	15	43	56	31	9	3	1	0	0	164
23:00	0	0	1	3	10	16	45	30	11	3	1	0	0	120
Totals	23	77	354	1430	2788	2662	1733	671	190	50	14	2		9994
% of Totals	0%	1%	4%	14%	28%	27%	17%	7%	2%	1%	0%	0%		100%

AM Volumes	11	28	85	327	737	882	704	300	102	33	8	2	0	3219		
% AM	0%	0%	1%	3%	7%	9%	7%	3%	1%	0%	0%	0%	0%	32%		
AM Peak Hour	09:00	10:00	08:00	11:00	10:00	11:00	10:00	09:00	06:00	06:00	04:00	05:00		11:00		
Volume	3	7	18	82	162	193	145	57	16	7	2	1		648		
PM Volumes	12	49	269	1103	2051	1780	1029	371	88	17	6	0	0	6775		
% PM	0%	0%	3%	11%	21%	18%	10%	4%	1%	0%	0%			68%		
PM Peak Hour	15:00	15:00	15:00	15:00	17:00	16:00	19:00	20:00	19:00	19:00	15:00			17:00		
Volume	4	11	52	189	287	218	142	44	13	4	1			808		
Directional Peak Periods		AM 7-9				NOON 12-2				PM 4-6				Off Peak Volumes		
All Speeds		Volume	↔		%	Volume	↔		%	Volume	↔		%	Volume	↔	
		961			10%	1387			14%	1606			16%	6040		

Street Name	Direction	Percentiles					
		15th	50th	Average	85th	95th	ADT
W Olive Ave	East Bound	29	36	36	43	48	9994
W Olive Ave	West Bound	28	36	36	43	48	10751

SPEED

W Olive Ave Bet. N Keystone St & N Lamer St

Day: Wednesday

Date: 1/19/2022

City: Burbank

Project #: CA22_020022_007w

West Bound

Time	< 15	15 - 19	20 - 24	25 - 29	30 - 34	35 - 39	40 - 44	45 - 49	50 - 54	55 - 59	60 - 64	65 - 69	70 +	Total
00:00 AM	0	1	1	6	11	23	24	15	7	3	1	0	0	92
01:00	1	0	1	1	11	5	9	14	3	0	0	0	0	45
02:00	0	2	0	2	7	8	7	6	4	1	1	0	0	38
03:00	0	0	0	0	1	6	6	12	2	1	1	0	0	29
04:00	0	0	0	2	2	13	15	7	6	0	0	0	0	45
05:00	0	0	2	6	17	32	49	28	12	5	1	0	0	152
06:00	0	7	14	19	27	65	99	50	14	3	1	0	0	299
07:00	4	9	27	45	92	175	154	61	9	3	1	0	0	580
08:00	10	21	41	65	143	179	143	58	12	2	0	0	0	674
09:00	1	4	13	38	135	204	165	42	12	0	0	0	0	614
10:00	35	25	53	71	125	189	80	22	7	1	0	0	0	608
11:00	3	11	18	46	167	242	128	45	7	5	0	0	0	672
12:00 PM	3	12	24	69	203	232	137	41	5	2	0	0	0	728
13:00	18	24	58	94	173	232	122	37	7	1	0	0	0	766
14:00	9	31	37	90	240	189	101	33	1	1	0	0	0	732
15:00	34	50	64	91	188	169	79	17	6	1	0	1	0	700
16:00	7	25	27	106	205	201	74	34	5	2	0	0	0	686
17:00	11	18	35	117	227	201	94	22	2	2	0	0	0	729
18:00	8	20	27	85	198	213	108	39	5	0	0	0	0	703
19:00	14	13	34	79	160	160	83	21	3	3	0	0	0	570
20:00	0	9	15	37	126	162	102	36	5	2	1	0	0	495
21:00	3	1	2	12	83	122	93	36	9	3	2	0	0	366
22:00	0	1	5	4	52	84	83	32	10	0	0	0	0	271
23:00	0	0	1	8	14	46	50	33	3	1	1	0	0	157
Totals	161	284	499	1093	2607	3152	2005	741	156	42	10	1		10751
% of Totals	1%	3%	5%	10%	24%	29%	19%	7%	1%	0%	0%	0%		100%

AM Volumes	54	80	170	301	738	1141	879	360	95	24	6	0	0	3848	
% AM	1%	1%	2%	3%	7%	11%	8%	3%	1%	0%	0%			36%	
AM Peak Hour	10:00	10:00	10:00	10:00	11:00	11:00	09:00	07:00	06:00	05:00				08:00	
Volume	35	25	53	71	167	242	165	61	14	5	1			674	
PM Volumes	107	204	329	792	1869	2011	1126	381	61	18	4	1	0	6903	
% PM	1%	2%	3%	7%	17%	19%	10%	4%	1%	0%	0%	0%		64%	
PM Peak Hour	15:00	15:00	15:00	17:00	14:00	12:00	12:00	12:00	22:00	19:00	21:00	15:00		13:00	
Volume	34	50	64	117	240	232	137	41	10	3	2	1		766	
Directional Peak Periods		AM 7-9				NOON 12-2				PM 4-6				Off Peak Volumes	
All Speeds		Volume	%		Volume	%		Volume	%		Volume	%			
		1254	↔	12%	1494	↔	14%	1415	↔	13%	6588	↔	61%		

Street Name	Direction	Percentiles					
		15th	50th	Average	85th	95th	ADT
W Olive Ave	East Bound	29	36	36	43	48	9994
W Olive Ave	West Bound	28	36	36	43	48	10751

SPEED

W Olive Ave Bet. N Keystone St & N Lamer St

Day: Wednesday

Date: 1/19/2022

City: Burbank

Project #: CA22_020022_007

Summary

Time	< 15	15 - 19	20 - 24	25 - 29	30 - 34	35 - 39	40 - 44	45 - 49	50 - 54	55 - 59	60 - 64	65 - 69	70 +	Total
00:00 AM	0	1	2	8	18	36	43	25	15	4	2	0	0	154
01:00	1	1	1	2	13	10	23	26	6	2	0	0	0	85
02:00	0	2	1	3	10	13	17	13	8	3	1	0	0	71
03:00	0	0	0	1	4	9	10	14	2	3	2	0	0	45
04:00	0	0	0	3	7	21	29	11	10	2	2	0	0	85
05:00	0	1	4	7	23	47	71	53	21	10	1	1	0	239
06:00	0	8	17	20	50	100	158	78	30	10	3	0	0	474
07:00	5	13	44	117	212	285	230	92	17	6	1	0	0	1022
08:00	11	26	59	123	281	343	237	86	22	4	1	0	0	1193
09:00	4	9	23	90	247	372	285	99	26	3	0	0	0	1158
10:00	38	32	68	126	287	352	225	69	19	3	1	1	0	1221
11:00	6	15	36	128	323	435	255	94	21	7	0	0	0	1320
12:00 PM	3	14	53	203	422	405	246	75	13	2	0	0	0	1436
13:00	20	28	84	192	415	393	229	69	13	2	0	0	0	1445
14:00	11	38	80	243	495	383	159	53	7	1	0	0	0	1470
15:00	38	61	116	280	454	329	140	33	12	2	1	1	0	1467
16:00	9	33	58	245	467	419	163	73	13	3	1	0	0	1484
17:00	11	23	79	262	514	410	181	51	3	3	0	0	0	1537
18:00	9	25	53	223	423	407	183	67	11	2	0	0	0	1403
19:00	15	19	46	144	298	334	225	59	16	7	1	0	0	1164
20:00	0	10	17	67	219	303	212	80	11	2	1	0	0	922
21:00	3	1	3	17	122	219	183	66	17	4	3	0	0	638
22:00	0	1	7	8	67	127	139	63	19	3	1	0	0	435
23:00	0	0	2	11	24	62	95	63	14	4	2	0	0	277
Totals	184	361	853	2523	5395	5814	3738	1412	346	92	24	3		20745
% of Totals	1%	2%	4%	12%	26%	28%	18%	7%	2%	0%	0%	0%		100%

AM Volumes	65	108	255	628	1475	2023	1583	660	197	57	14	2	0	7067		
% AM	0%	1%	1%	3%	7%	10%	8%	3%	1%	0%	0%	0%	0%	34%		
AM Peak Hour	10:00	10:00	10:00	11:00	11:00	11:00	09:00	09:00	06:00	05:00	06:00	05:00		11:00		
Volume	38	32	68	128	323	435	285	99	30	10	3	1		1320		
PM Volumes	119	253	598	1895	3920	3791	2155	752	149	35	10	1	0	13678		
% PM	1%	1%	3%	9%	19%	18%	10%	4%	1%	0%	0%	0%		66%		
PM Peak Hour	15:00	15:00	15:00	15:00	17:00	16:00	12:00	20:00	22:00	19:00	21:00	15:00		17:00		
Volume	38	61	116	280	514	419	246	80	19	7	3	1		1537		
Directional Peak Periods		AM 7-9				NOON 12-2				PM 4-6				Off Peak Volumes		
All Speeds		Volume	↔		%	Volume	↔		%	Volume	↔		%	Volume	↔	
		2215			11%	2881			14%	3021			15%	12628		

Street Name	Direction	Percentiles					
		15th	50th	Average	85th	95th	ADT
W Olive Ave	Summary	28	36	36	43	48	20745

VOLUME

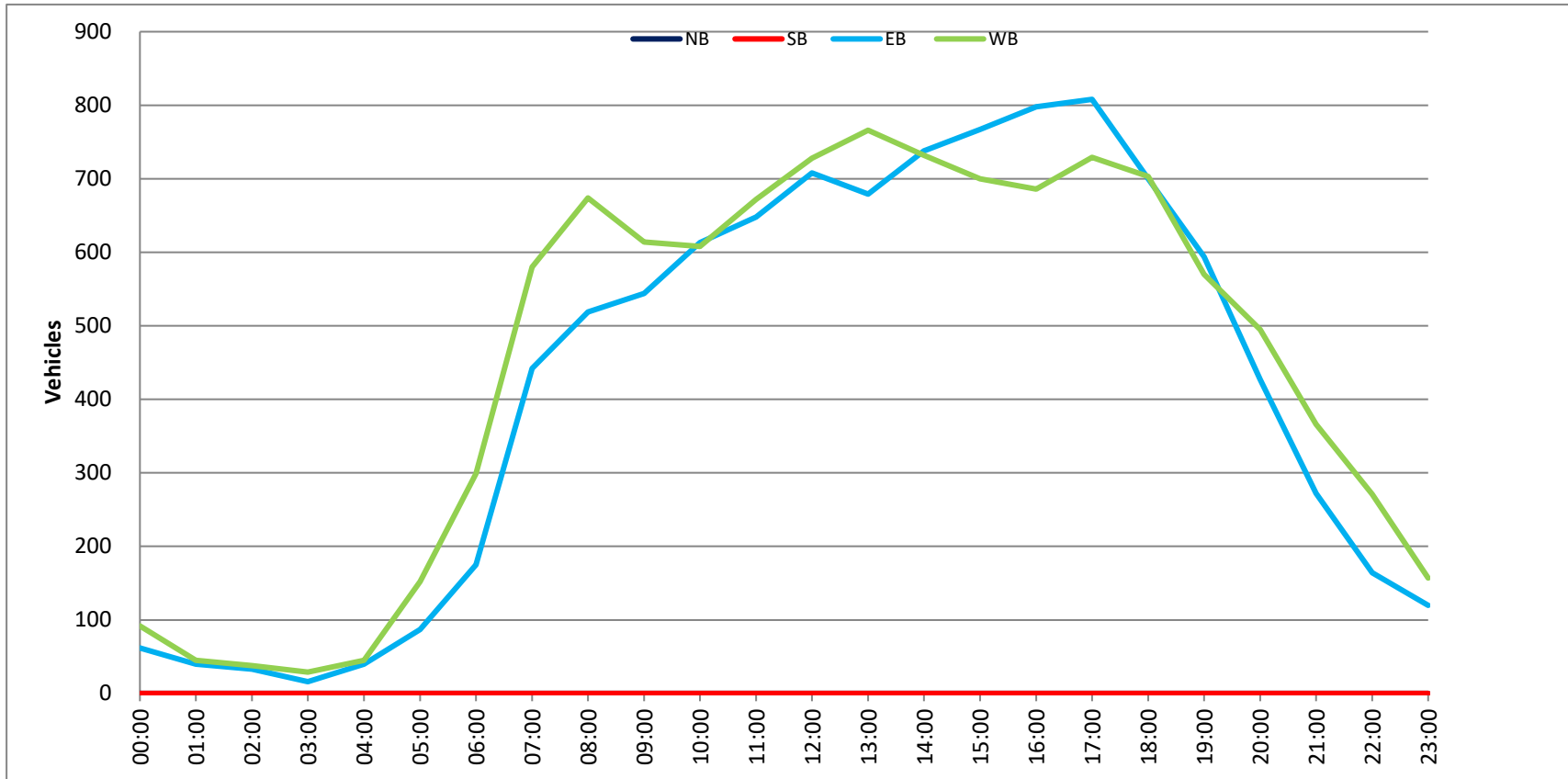
W Olive Ave Bet. N Keystone St & N Lamer St

Day: Wednesday
 Date: 1/19/2022

City: Burbank
 Project #: CA22_020022_007

DAILY TOTALS						NB	SB	EB	WB	Total	
						0	0	9,994	10,751	20,745	
AM Period	NB	SB	EB	WB	TOTAL	PM Period	NB	SB	EB	WB	TOTAL
00:00	0	0	19	36	55	12:00	0	0	176	191	367
00:15	0	0	14	24	38	12:15	0	0	172	170	342
00:30	0	0	19	13	32	12:30	0	0	180	189	369
00:45	0	0	10	62	72	12:45	0	0	180	708	888
01:00	0	0	8	18	26	13:00	0	0	150	175	325
01:15	0	0	9	9	18	13:15	0	0	167	205	372
01:30	0	0	14	11	25	13:30	0	0	190	214	404
01:45	0	0	9	40	49	13:45	0	0	172	679	851
02:00	0	0	11	8	19	14:00	0	0	153	183	336
02:15	0	0	7	6	13	14:15	0	0	186	188	374
02:30	0	0	9	12	21	14:30	0	0	184	177	361
02:45	0	0	6	33	39	14:45	0	0	215	738	953
03:00	0	0	3	8	11	15:00	0	0	203	197	400
03:15	0	0	1	8	9	15:15	0	0	176	197	373
03:30	0	0	8	5	13	15:30	0	0	189	167	356
03:45	0	0	4	16	20	15:45	0	0	199	767	966
04:00	0	0	3	9	12	16:00	0	0	211	171	382
04:15	0	0	11	14	25	16:15	0	0	192	172	364
04:30	0	0	7	8	15	16:30	0	0	219	160	379
04:45	0	0	19	40	59	16:45	0	0	176	798	974
05:00	0	0	11	26	37	17:00	0	0	211	166	377
05:15	0	0	16	43	59	17:15	0	0	178	186	364
05:30	0	0	27	39	66	17:30	0	0	199	203	402
05:45	0	0	33	87	120	17:45	0	0	220	808	1028
06:00	0	0	32	54	86	18:00	0	0	190	191	381
06:15	0	0	37	56	93	18:15	0	0	200	161	361
06:30	0	0	43	93	136	18:30	0	0	156	169	325
06:45	0	0	63	175	238	18:45	0	0	154	700	854
07:00	0	0	69	112	181	19:00	0	0	151	175	326
07:15	0	0	101	130	231	19:15	0	0	165	130	295
07:30	0	0	129	161	290	19:30	0	0	148	134	282
07:45	0	0	143	442	585	19:45	0	0	130	594	724
08:00	0	0	119	176	295	20:00	0	0	116	149	265
08:15	0	0	121	178	299	20:15	0	0	107	133	240
08:30	0	0	137	163	300	20:30	0	0	116	108	224
08:45	0	0	142	519	661	20:45	0	0	88	427	515
09:00	0	0	151	131	282	21:00	0	0	76	104	180
09:15	0	0	120	156	276	21:15	0	0	70	104	174
09:30	0	0	135	173	308	21:30	0	0	70	92	162
09:45	0	0	138	544	682	21:45	0	0	56	272	328
10:00	0	0	155	168	323	22:00	0	0	57	74	131
10:15	0	0	136	157	293	22:15	0	0	41	72	113
10:30	0	0	172	137	309	22:30	0	0	41	74	115
10:45	0	0	150	613	763	22:45	0	0	25	164	189
11:00	0	0	147	170	317	23:00	0	0	32	51	83
11:15	0	0	160	162	322	23:15	0	0	38	46	84
11:30	0	0	159	180	339	23:30	0	0	22	25	47
11:45	0	0	182	648	830	23:45	0	0	28	120	148
TOTALS			3219	3848	7067	TOTALS			6775	6903	13678
SPLIT %			45.5%	54.5%	34.1%	SPLIT %			49.5%	50.5%	65.9%

DAILY TOTALS						NB	SB	EB	WB	Total	
						0	0	9,994	10,751	20,745	
AM Peak Hour			11:45	11:45	11:45	PM Peak Hour			15:45	13:15	17:15
AM Pk Volume			710	710	1420	PM Pk Volume			821	774	1595
Pk Hr Factor			0.975	0.929	0.962	Pk Hr Factor			0.937	0.904	0.958
7 - 9 Volume	0	0	961	1254	2215	4 - 6 Volume	0	0	1606	1415	3021
7 - 9 Peak Hour			07:45	07:45	07:45	4 - 6 Peak Hour			17:00	16:45	17:00
7 - 9 Pk Volume	0	0	520	694	1214	4 - 6 Pk Volume	0	0	808	738	1546
Pk Hr Factor	0.000	0.000	0.909	0.975	0.948	Pk Hr Factor	0.000	0.000	0.918	0.909	0.956



SPEED

W Olive Ave Bet. N Keystone St & N Lamer St

Day: Thursday
Date: 1/20/2022

City: Burbank
Project #: CA22_020022_007e

East Bound

Time	< 15	15 - 19	20 - 24	25 - 29	30 - 34	35 - 39	40 - 44	45 - 49	50 - 54	55 - 59	60 - 64	65 - 69	70 +	Total
00:00 AM	0	0	0	2	13	16	25	11	8	0	0	0	0	75
01:00	0	0	0	0	1	9	14	3	2	0	0	0	0	29
02:00	1	0	0	1	1	8	6	8	4	1	0	0	0	30
03:00	0	0	0	0	2	4	7	6	3	2	0	0	0	24
04:00	0	0	1	1	2	5	10	6	2	2	0	0	0	29
05:00	0	0	1	4	6	14	25	15	11	1	1	0	0	78
06:00	1	0	1	6	24	49	49	36	10	5	3	0	0	184
07:00	4	3	14	58	114	109	84	33	9	2	0	0	0	430
08:00	5	3	22	99	166	142	79	20	7	0	0	0	0	543
09:00	3	0	15	93	171	183	115	25	2	0	0	0	0	607
10:00	3	6	30	105	181	124	100	30	4	1	1	0	0	585
11:00	2	4	28	119	217	161	112	41	10	2	0	0	0	696
12:00 PM	1	6	31	132	228	185	129	54	14	1	0	0	0	781
13:00	1	9	26	104	193	195	107	44	4	0	0	0	0	683
14:00	1	4	21	178	267	177	90	19	2	1	0	0	0	760
15:00	0	2	17	162	291	176	88	24	3	0	0	0	0	763
16:00	0	5	16	143	305	229	112	26	3	1	2	0	0	842
17:00	0	2	27	176	359	182	72	24	5	0	0	0	0	847
18:00	0	1	20	131	237	219	101	39	7	0	0	0	0	755
19:00	1	0	7	96	164	176	119	37	10	2	1	0	0	613
20:00	0	0	6	30	62	110	112	42	12	1	1	0	0	376
21:00	0	0	1	10	44	99	115	44	7	4	0	0	0	324
22:00	0	1	0	2	11	48	65	40	16	2	0	0	0	185
23:00	0	0	0	3	16	27	24	22	5	1	0	0	0	98
Totals	23	46	284	1655	3075	2647	1760	649	160	29	9			10337
% of Totals	0%	0%	3%	16%	30%	26%	17%	6%	2%	0%	0%			100%

AM Volumes	19	16	112	488	898	824	626	234	72	16	5	0	0	3310	
% AM	0%	0%	1%	5%	9%	8%	6%	2%	1%	0%	0%			32%	
AM Peak Hour	08:00	10:00	10:00	11:00	11:00	09:00	09:00	11:00	05:00	06:00	06:00			11:00	
Volume	5	6	30	119	217	183	115	41	11	5	3			696	
PM Volumes	4	30	172	1167	2177	1823	1134	415	88	13	4	0	0	7027	
% PM	0%	0%	2%	11%	21%	18%	11%	4%	1%	0%	0%			68%	
PM Peak Hour	12:00	13:00	12:00	14:00	17:00	16:00	12:00	12:00	22:00	21:00	16:00			17:00	
Volume	1	9	31	178	359	229	129	54	16	4	2			847	
Directional Peak Periods			AM 7-9				NOON 12-2				PM 4-6			Off Peak Volumes	
All Speeds			Volume	%		Volume	%		Volume	%		Volume	%		
			973	↔ 9%		1464	↔ 14%		1689	↔ 16%		6211	↔ 60%		

Street Name	Direction	Percentiles					
		15th	50th	Average	85th	95th	ADT
W Olive Ave	East Bound	29	35	36	43	48	10337
W Olive Ave	West Bound	28	36	36	43	48	10759

SPEED

W Olive Ave Bet. N Keystone St & N Lamer St

Day: Thursday
Date: 1/20/2022

City: Burbank
Project #: CA22_020022_007w

West Bound

Time	< 15	15 - 19	20 - 24	25 - 29	30 - 34	35 - 39	40 - 44	45 - 49	50 - 54	55 - 59	60 - 64	65 - 69	70 +	Total
00:00 AM	0	0	2	1	19	51	50	33	9	2	0	0	0	167
01:00	0	1	1	6	11	23	24	15	7	3	1	0	0	92
02:00	1	0	1	1	11	5	9	14	3	0	0	0	0	45
03:00	0	2	0	2	7	8	7	6	4	1	1	0	0	38
04:00	0	0	0	0	1	6	8	12	2	1	1	0	0	31
05:00	0	0	0	2	2	13	15	7	6	0	0	0	0	45
06:00	0	0	2	3	17	32	49	28	12	6	1	0	0	150
07:00	0	7	14	20	27	65	99	50	14	1	1	0	0	298
08:00	4	9	27	45	92	175	154	61	9	3	1	0	0	580
09:00	10	21	41	65	143	179	143	58	12	2	0	0	0	674
10:00	1	4	13	38	135	204	165	42	12	0	0	0	0	614
11:00	35	25	53	71	125	189	80	22	7	1	0	0	0	608
12:00 PM	3	11	18	46	167	242	128	45	7	5	0	0	0	672
13:00	3	12	24	69	203	232	137	41	5	2	0	0	0	728
14:00	18	24	58	94	173	232	122	37	7	1	0	0	0	766
15:00	9	31	37	90	240	189	101	33	1	1	0	0	0	732
16:00	34	50	64	91	188	169	79	17	6	1	1	0	0	700
17:00	7	25	27	106	205	201	74	34	5	3	0	0	0	687
18:00	11	18	35	117	227	201	94	22	2	0	0	0	0	727
19:00	8	20	27	85	198	213	108	39	5	0	0	0	0	703
20:00	14	13	34	79	160	160	83	21	3	3	0	0	0	570
21:00	0	9	15	37	126	162	102	36	5	2	1	0	0	495
22:00	3	1	2	12	83	122	93	36	9	3	2	0	0	366
23:00	0	1	5	4	52	84	83	32	10	0	0	0	0	271
Totals	161	284	500	1084	2612	3157	2007	741	162	41	10			10759
% of Totals	1%	3%	5%	10%	24%	29%	19%	7%	2%	0%	0%			100%

AM Volumes	51	69	154	254	590	950	803	348	97	20	6	0	0	3342	
% AM	0%	1%	1%	2%	5%	9%	7%	3%	1%	0%	0%			31%	
AM Peak Hour	11:00	11:00	11:00	11:00	09:00	10:00	10:00	08:00	07:00	06:00	01:00			09:00	
Volume	35	25	53	71	143	204	165	61	14	6	1			674	
PM Volumes	110	215	346	830	2022	2207	1204	393	65	21	4	0	0	7417	
% PM	1%	2%	3%	8%	19%	21%	11%	4%	1%	0%	0%			69%	
PM Peak Hour	16:00	16:00	16:00	18:00	15:00	12:00	13:00	12:00	23:00	12:00	22:00			14:00	
Volume	34	50	64	117	240	242	137	45	10	5	2			766	
Directional Peak Periods		AM 7-9				NOON 12-2				PM 4-6				Off Peak Volumes	
All Speeds		Volume		%	Volume		%	Volume		%	Volume		%		
		878	↔	8%	1400	↔	13%	1387	↔	13%	7094	↔	66%		

Street Name	Direction	Percentiles					
		15th	50th	Average	85th	95th	ADT
W Olive Ave	East Bound	29	35	36	43	48	10337
W Olive Ave	West Bound	28	36	36	43	48	10759

SPEED

W Olive Ave Bet. N Keystone St & N Lamer St

Day: Thursday

Date: 1/20/2022

City: Burbank

Project #: CA22_020022_007

Summary

Time	< 15	15 - 19	20 - 24	25 - 29	30 - 34	35 - 39	40 - 44	45 - 49	50 - 54	55 - 59	60 - 64	65 - 69	70 +	Total
00:00 AM	0	0	2	3	32	67	75	44	17	2	0	0	0	242
01:00	0	1	1	6	12	32	38	18	9	3	1	0	0	121
02:00	2	0	1	2	12	13	15	22	7	1	0	0	0	75
03:00	0	2	0	2	9	12	14	12	7	3	1	0	0	62
04:00	0	0	1	1	3	11	18	18	4	3	1	0	0	60
05:00	0	0	1	6	8	27	40	22	17	1	1	0	0	123
06:00	1	0	3	9	41	81	98	64	22	11	4	0	0	334
07:00	4	10	28	78	141	174	183	83	23	3	1	0	0	728
08:00	9	12	49	144	258	317	233	81	16	3	1	0	0	1123
09:00	13	21	56	158	314	362	258	83	14	2	0	0	0	1281
10:00	4	10	43	143	316	328	265	72	16	1	1	0	0	1199
11:00	37	29	81	190	342	350	192	63	17	3	0	0	0	1304
12:00 PM	4	17	49	178	395	427	257	99	21	6	0	0	0	1453
13:00	4	21	50	173	396	427	244	85	9	2	0	0	0	1411
14:00	19	28	79	272	440	409	212	56	9	2	0	0	0	1526
15:00	9	33	54	252	531	365	189	57	4	1	0	0	0	1495
16:00	34	55	80	234	493	398	191	43	9	2	3	0	0	1542
17:00	7	27	54	282	564	383	146	58	10	3	0	0	0	1534
18:00	11	19	55	248	464	420	195	61	9	0	0	0	0	1482
19:00	9	20	34	181	362	389	227	76	15	2	1	0	0	1316
20:00	14	13	40	109	222	270	195	63	15	4	1	0	0	946
21:00	0	9	16	47	170	261	217	80	12	6	1	0	0	819
22:00	3	2	2	14	94	170	158	76	25	5	2	0	0	551
23:00	0	1	5	7	68	111	107	54	15	1	0	0	0	369
Totals	184	330	784	2739	5687	5804	3767	1390	322	70	19			21096
% of Totals	1%	2%	4%	13%	27%	28%	18%	7%	2%	0%	0%			100%

AM Volumes	70	85	266	742	1488	1774	1429	582	169	36	11	0	0	6652		
% AM	0%	0%	1%	4%	7%	8%	7%	3%	1%	0%	0%			32%		
AM Peak Hour	11:00	11:00	11:00	11:00	11:00	09:00	10:00	07:00	07:00	06:00	06:00			11:00		
Volume	37	29	81	190	342	362	265	83	23	11	4			1304		
PM Volumes	114	245	518	1997	4199	4030	2338	808	153	34	8	0	0	14444		
% PM	1%	1%	2%	9%	20%	19%	11%	4%	1%	0%	0%			68%		
PM Peak Hour	16:00	16:00	16:00	17:00	17:00	12:00	12:00	12:00	22:00	12:00	16:00			16:00		
Volume	34	55	80	282	564	427	257	99	25	6	3			1542		
Directional Peak Periods		AM 7-9				NOON 12-2				PM 4-6				Off Peak Volumes		
All Speeds		Volume	↔		%	Volume	↔		%	Volume	↔		%	Volume	↔	
		1851			9%	2864			14%	3076			15%	13305		

Street Name	Direction	Percentiles					
		15th	50th	Average	85th	95th	ADT
W Olive Ave	Summary	28	36	36	43	48	21096

VOLUME

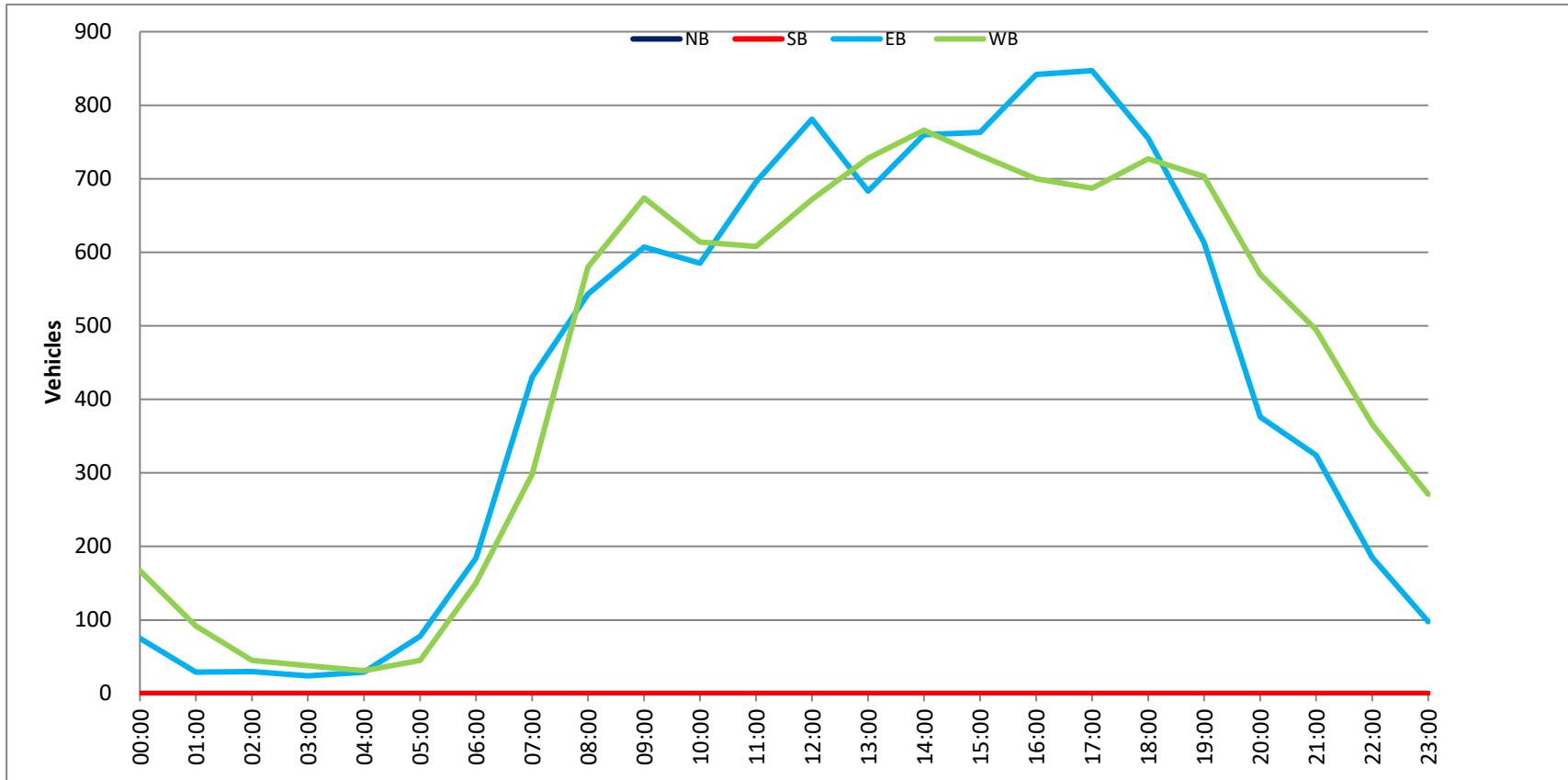
W Olive Ave Bet. N Keystone St & N Lamer St

Day: Thursday
 Date: 1/20/2022

City: Burbank
 Project #: CA22_020022_007

DAILY TOTALS						NB	SB	EB	WB	Total	
						0	0	10,337	10,759	21,096	
AM Period	NB	SB	EB	WB	TOTAL	PM Period	NB	SB	EB	WB	TOTAL
00:00	0	0	14	44	58	12:00	0	0	183	170	353
00:15	0	0	23	36	59	12:15	0	0	185	162	347
00:30	0	0	25	38	63	12:30	0	0	175	180	355
00:45	0	0	13	75	88	12:45	0	0	238	781	1019
01:00	0	0	10	36	46	13:00	0	0	189	191	380
01:15	0	0	8	24	32	13:15	0	0	170	170	340
01:30	0	0	7	13	20	13:30	0	0	157	189	346
01:45	0	0	4	29	33	13:45	0	0	167	683	850
02:00	0	0	10	18	28	14:00	0	0	172	175	347
02:15	0	0	10	9	19	14:15	0	0	195	205	400
02:30	0	0	3	11	14	14:30	0	0	180	214	394
02:45	0	0	7	30	37	14:45	0	0	213	760	973
03:00	0	0	8	8	16	15:00	0	0	188	183	371
03:15	0	0	3	6	9	15:15	0	0	196	188	384
03:30	0	0	4	12	16	15:30	0	0	186	177	363
03:45	0	0	9	24	33	15:45	0	0	193	763	956
04:00	0	0	4	9	13	16:00	0	0	222	197	419
04:15	0	0	6	9	15	16:15	0	0	232	197	429
04:30	0	0	5	6	11	16:30	0	0	212	167	379
04:45	0	0	14	29	43	16:45	0	0	176	842	1018
05:00	0	0	12	9	21	17:00	0	0	196	171	367
05:15	0	0	21	14	35	17:15	0	0	211	172	383
05:30	0	0	20	8	28	17:30	0	0	218	160	378
05:45	0	0	25	78	103	17:45	0	0	222	847	1069
06:00	0	0	32	26	58	18:00	0	0	190	165	355
06:15	0	0	49	42	91	18:15	0	0	186	185	371
06:30	0	0	40	39	79	18:30	0	0	202	203	405
06:45	0	0	63	184	247	18:45	0	0	177	755	932
07:00	0	0	61	54	115	19:00	0	0	168	191	359
07:15	0	0	80	55	135	19:15	0	0	164	161	325
07:30	0	0	121	93	214	19:30	0	0	147	169	316
07:45	0	0	168	430	598	19:45	0	0	134	613	747
08:00	0	0	126	112	238	20:00	0	0	111	175	286
08:15	0	0	130	130	260	20:15	0	0	106	130	236
08:30	0	0	155	161	316	20:30	0	0	87	134	221
08:45	0	0	132	543	675	20:45	0	0	72	376	448
09:00	0	0	128	176	304	21:00	0	0	98	149	247
09:15	0	0	160	178	338	21:15	0	0	84	133	217
09:30	0	0	142	163	305	21:30	0	0	65	108	173
09:45	0	0	177	607	784	21:45	0	0	77	324	401
10:00	0	0	138	131	269	22:00	0	0	52	104	156
10:15	0	0	131	156	287	22:15	0	0	51	104	155
10:30	0	0	163	173	336	22:30	0	0	44	92	136
10:45	0	0	153	585	738	22:45	0	0	38	185	223
11:00	0	0	181	168	349	23:00	0	0	21	74	95
11:15	0	0	139	157	296	23:15	0	0	34	72	106
11:30	0	0	181	137	318	23:30	0	0	21	74	95
11:45	0	0	195	696	891	23:45	0	0	22	98	120
TOTALS			3310	3342	6652	TOTALS			7027	7417	14444
SPLIT %			49.8%	50.2%	31.5%	SPLIT %			48.6%	51.4%	68.5%

DAILY TOTALS						NB	SB	EB	WB	Total	
						0	0	10,337	10,759	21,096	
AM Peak Hour			11:30	08:45	11:45	PM Peak Hour			15:45	14:15	15:45
AM Pk Volume			744	694	1396	PM Pk Volume			859	774	1604
Pk Hr Factor			0.954	0.975	0.983	Pk Hr Factor			0.926	0.904	0.935
7 - 9 Volume	0	0	973	878	1851	4 - 6 Volume	0	0	1689	1387	3076
7 - 9 Peak Hour			07:45	08:00	08:00	4 - 6 Peak Hour			17:00	16:00	16:00
7 - 9 Pk Volume	0	0	579	580	1123	4 - 6 Pk Volume	0	0	847	700	1542
Pk Hr Factor	0.000	0.000	0.862	0.819	0.888	Pk Hr Factor	0.000	0.000	0.954	0.888	0.899



VOLUME

W Olive Ave Bet. S Orchard Dr & S Reese Pl

Day: Tuesday
Date: 1/18/2022

City: Burbank
Project #: CA22_020022_001

DAILY TOTALS					NB	SB						Total
					0	0						20,652
							9,804					10,848
AM Period	NB	SB	EB	WB	TOTAL	PM Period	NB	SB	EB	WB	TOTAL	
00:00			17	21	38	12:00			179	190	369	
00:15			7	23	30	12:15			187	192	379	
00:30			14	24	38	12:30			150	203	353	
00:45			12	50	16	12:45			201	717	179	764
					84						380	1481
01:00			10	7	17	13:00			156	180	336	
01:15			9	8	17	13:15			169	199	368	
01:30			6	8	14	13:30			205	184	389	
01:45			6	31	18	13:45			182	712	201	764
					41						383	1476
02:00			5	8	13	14:00			169	177	346	
02:15			6	9	15	14:15			193	178	371	
02:30			5	4	9	14:30			160	228	388	
02:45			3	19	11	14:45			166	688	203	786
					32						369	1474
03:00			4	9	13	15:00			185	189	374	
03:15			3	11	14	15:15			211	180	391	
03:30			8	8	16	15:30			170	158	328	
03:45			3	18	8	15:45			216	782	175	702
					36						391	1484
04:00			6	7	13	16:00			203	209	412	
04:15			4	19	23	16:15			197	189	386	
04:30			11	11	22	16:30			180	187	367	
04:45			13	34	14	16:45			196	776	155	740
					51						351	1516
05:00			19	23	42	17:00			202	178	380	
05:15			18	26	44	17:15			192	190	382	
05:30			17	41	58	17:30			189	185	374	
05:45			21	75	35	17:45			232	815	171	724
					125						403	1539
06:00			25	62	87	18:00			210	164	374	
06:15			41	68	109	18:15			198	170	368	
06:30			39	84	123	18:30			193	153	346	
06:45			80	185	110	18:45			198	799	141	628
					324						339	1427
07:00			58	118	176	19:00			136	135	271	
07:15			77	137	214	19:15			141	120	261	
07:30			87	192	279	19:30			141	122	263	
07:45			152	374	163	19:45			116	534	149	526
					610						265	1060
08:00			97	180	277	20:00			106	129	235	
08:15			127	174	301	20:15			98	93	191	
08:30			147	167	314	20:30			77	113	190	
08:45			135	506	154	20:45			73	354	111	446
					675						184	800
09:00			142	148	290	21:00			62	104	166	
09:15			117	168	285	21:15			69	101	170	
09:30			148	158	306	21:30			52	89	141	
09:45			151	558	135	21:45			60	243	88	382
					609						148	625
10:00			145	162	307	22:00			49	74	123	
10:15			130	187	317	22:15			45	62	107	
10:30			153	155	308	22:30			46	88	134	
10:45			140	568	174	22:45			37	177	61	285
					678						98	462
11:00			159	165	324	23:00			29	52	81	
11:15			157	144	301	23:15			22	56	78	
11:30			179	189	368	23:30			18	39	57	
11:45			206	701	169	23:45			19	88	22	169
					667						41	257
TOTALS			3119	3932	7051	TOTALS			6685	6916	13601	
SPLIT %			44.2%	55.8%	34.1%	SPLIT %			49.2%	50.8%	65.9%	

DAILY TOTALS					NB	SB						Total
					0	0						20,652
							9,804					10,848
AM Peak Hour			11:30	11:45	11:30	PM Peak Hour			17:45	14:30	15:45	
AM Pk Volume			751	754	1491	PM Pk Volume			833	800	1556	
Pk Hr Factor			0.911	0.929	0.984	Pk Hr Factor			0.898	0.877	0.944	
7 - 9 Volume	0	0	880	1285	2165	4 - 6 Volume	0	0	1591	1464	3055	
7 - 9 Peak Hour			07:45	07:30	07:45	4 - 6 Peak Hour			17:00	16:00	17:00	
7 - 9 Pk Volume	0	0	523	709	1207	4 - 6 Pk Volume	0	0	815	740	1539	
Pk Hr Factor	0.000	0.000	0.860	0.923	0.958	Pk Hr Factor	0.000	0.000	0.878	0.885	0.955	

VOLUME

W Olive Ave Bet. S Orchard Dr & S Reese Pl

Day: Wednesday
Date: 1/19/2022

City: Burbank
Project #: CA22_020022_001

DAILY TOTALS					NB	SB	EB	WB	Total			
					0	0	9,947	10,674	20,621			
AM Period	NB	SB	EB	WB	TOTAL	PM Period	NB	SB	EB	WB	TOTAL	
00:00			16	30	46	12:00			172	184	356	
00:15			14	21	35	12:15			172	182	354	
00:30			20	10	30	12:30			173	204	377	
00:45			10	60	17	12:45			177	694	185	755
					138						362	1449
01:00			8	16	24	13:00			147	173	320	
01:15			12	17	29	13:15			162	197	359	
01:30			16	15	31	13:30			186	193	379	
01:45			8	44	12	13:45			176	671	163	726
					104						339	1397
02:00			9	5	14	14:00			162	45	207	
02:15			10	16	26	14:15			187	202	389	
02:30			8	13	21	14:30			180	181	361	
02:45			5	32	8	14:45			217	746	199	627
					42						416	1373
03:00			2	7	9	15:00			205	195	400	
03:15			1	7	8	15:15			197	191	388	
03:30			8	7	15	15:30			205	186	391	
03:45			3	14	5	15:45			201	808	169	741
					26						370	1549
04:00			3	10	13	16:00			211	176	387	
04:15			11	15	26	16:15			201	154	355	
04:30			7	17	24	16:30			227	177	404	
04:45			17	38	16	16:45			170	809	166	673
					58						336	1482
05:00			11	26	37	17:00			211	192	403	
05:15			18	36	54	17:15			195	174	369	
05:30			21	31	52	17:30			206	178	384	
05:45			31	81	54	17:45			227	839	171	715
					147						398	1554
06:00			36	46	82	18:00			179	187	366	
06:15			35	71	106	18:15			194	159	353	
06:30			45	73	118	18:30			169	164	333	
06:45			56	172	101	18:45			155	697	148	658
					291						303	1355
07:00			65	111	176	19:00			158	158	316	
07:15			88	141	229	19:15			173	142	315	
07:30			118	174	292	19:30			141	148	289	
07:45			143	414	168	19:45			126	598	127	575
					594						253	1173
08:00			111	186	297	20:00			109	135	244	
08:15			118	145	263	20:15			115	122	237	
08:30			134	149	283	20:30			111	123	234	
08:45			135	498	150	20:45			93	428	100	480
					630						193	908
09:00			142	130	272	21:00			80	109	189	
09:15			123	164	287	21:15			74	96	170	
09:30			130	155	285	21:30			64	117	181	
09:45			139	534	182	21:45			59	277	73	395
					631						132	672
10:00			150	130	280	22:00			56	97	153	
10:15			138	179	317	22:15			37	95	132	
10:30			166	163	329	22:30			40	84	124	
10:45			137	591	150	22:45			27	160	55	331
					622						82	491
11:00			152	163	315	23:00			32	46	78	
11:15			160	157	317	23:15			34	34	68	
11:30			152	160	312	23:30			25	48	73	
11:45			159	623	158	23:45			28	119	53	181
					638						81	300
TOTALS			3101	3817	6918	TOTALS			6846	6857	13703	
SPLIT %			44.8%	55.2%	33.5%	SPLIT %			50.0%	50.0%	66.5%	

DAILY TOTALS					NB	SB	EB	WB	Total		
					0	0	9,947	10,674	20,621		
AM Peak Hour			11:45	11:45	11:45	PM Peak Hour			15:45	14:15	14:45
AM Pk Volume			676	728	1404	PM Pk Volume			840	777	1595
Pk Hr Factor			0.977	0.892	0.931	Pk Hr Factor			0.925	0.962	0.959
7 - 9 Volume	0	0	912	1224	2136	4 - 6 Volume	0	0	1648	1388	3036
7 - 9 Peak Hour			07:45	07:30	07:30	4 - 6 Peak Hour			17:00	17:00	17:00
7 - 9 Pk Volume	0	0	506	673	1163	4 - 6 Pk Volume	0	0	839	715	1554
Pk Hr Factor	0.000	0.000	0.885	0.905	0.935	Pk Hr Factor	0.000	0.000	0.924	0.931	0.964

VOLUME

W Olive Ave Bet. S Orchard Dr & S Reese Pl

Day: Thursday
Date: 1/20/2022

City: Burbank
Project #: CA22_020022_001

DAILY TOTALS					NB	SB	EB	WB	Total		
					0	0	10,220	10,932	21,152		
AM Period	NB	SB	EB	WB	TOTAL	PM Period	NB	SB	EB	WB	TOTAL
00:00			12	38	50	12:00			172	187	359
00:15			23	21	44	12:15			178	178	356
00:30			23	15	38	12:30			170	205	375
00:45			11	69	80	12:45			222	742	964
01:00			9	19	28	13:00			197	197	394
01:15			9	9	18	13:15			157	193	350
01:30			6	11	17	13:30			157	234	391
01:45			3	27	30	13:45			171	682	853
02:00			9	10	19	14:00			163	184	347
02:15			8	7	15	14:15			194	193	387
02:30			3	10	13	14:30			180	163	343
02:45			5	25	30	14:45			204	741	945
03:00			7	8	15	15:00			205	202	407
03:15			3	7	10	15:15			196	196	392
03:30			3	4	7	15:30			190	162	352
03:45			9	22	31	15:45			194	785	979
04:00			3	8	11	16:00			238	178	416
04:15			6	14	20	16:15			230	167	397
04:30			2	8	10	16:30			207	162	369
04:45			14	25	39	16:45			176	851	1027
05:00			11	25	36	17:00			195	187	382
05:15			22	42	64	17:15			211	181	392
05:30			19	42	61	17:30			237	202	439
05:45			23	75	98	17:45			227	870	1097
06:00			29	55	84	18:00			187	177	364
06:15			49	56	105	18:15			192	163	355
06:30			37	83	120	18:30			214	182	396
06:45			59	174	233	18:45			158	751	909
07:00			58	106	164	19:00			166	181	347
07:15			70	127	197	19:15			168	136	304
07:30			115	170	285	19:30			149	151	300
07:45			157	400	557	19:45			134	617	751
08:00			122	189	311	20:00			100	125	225
08:15			113	171	284	20:15			105	143	248
08:30			163	169	332	20:30			90	109	199
08:45			140	538	678	20:45			77	372	449
09:00			121	126	247	21:00			101	103	204
09:15			141	171	312	21:15			78	101	179
09:30			126	168	294	21:30			62	92	154
09:45			174	562	736	21:45			79	320	399
10:00			133	167	300	22:00			54	79	133
10:15			138	175	313	22:15			53	74	127
10:30			163	135	298	22:30			43	78	121
10:45			147	581	728	22:45			40	190	230
11:00			179	165	344	23:00			26	51	77
11:15			136	150	286	23:15			31	39	70
11:30			177	177	354	23:30			19	34	53
11:45			212	704	916	23:45			21	97	118
TOTALS			3202	3865	7067	TOTALS			7018	7067	14085
SPLIT %			45.3%	54.7%	33.4%	SPLIT %			49.8%	50.2%	66.6%

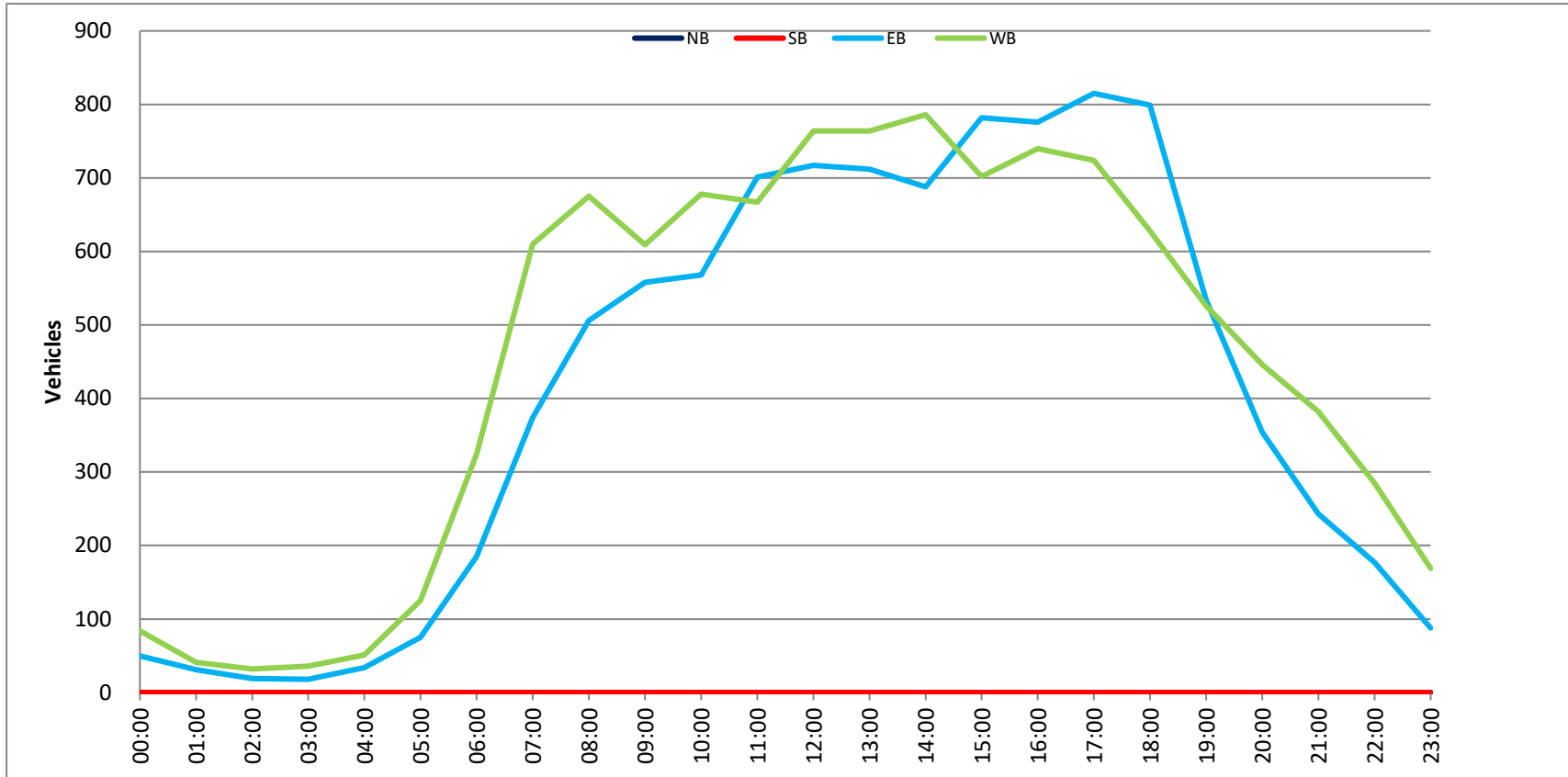
DAILY TOTALS					NB	SB	EB	WB	Total		
					0	0	10,220	10,932	21,152		
AM Peak Hour			11:30	11:45	11:45	PM Peak Hour			17:00	12:45	17:00
AM Pk Volume			739	736	1468	PM Pk Volume			870	816	1625
Pk Hr Factor			0.871	0.898	0.971	Pk Hr Factor			0.918	0.872	0.925
7 - 9 Volume	0	0	938	1257	2195	4 - 6 Volume	0	0	1721	1435	3156
7 - 9 Peak Hour			07:45	07:30	07:45	4 - 6 Peak Hour			17:00	17:00	17:00
7 - 9 Pk Volume	0	0	555	705	1259	4 - 6 Pk Volume	0	0	870	755	1625
Pk Hr Factor	0.000	0.000	0.851	0.933	0.948	Pk Hr Factor	0.000	0.000	0.918	0.934	0.925

Project #: CA22_020022_001

City: Burbank

Location: W Olive Ave Bet. S Orchard Dr & S Reese Pl

Date: 1/18/2022



Project #: CA22_020022_001

City: Burbank

Location: W Olive Ave Bet. S Orchard Dr & S Reese Pl

Date: 1/19/2022

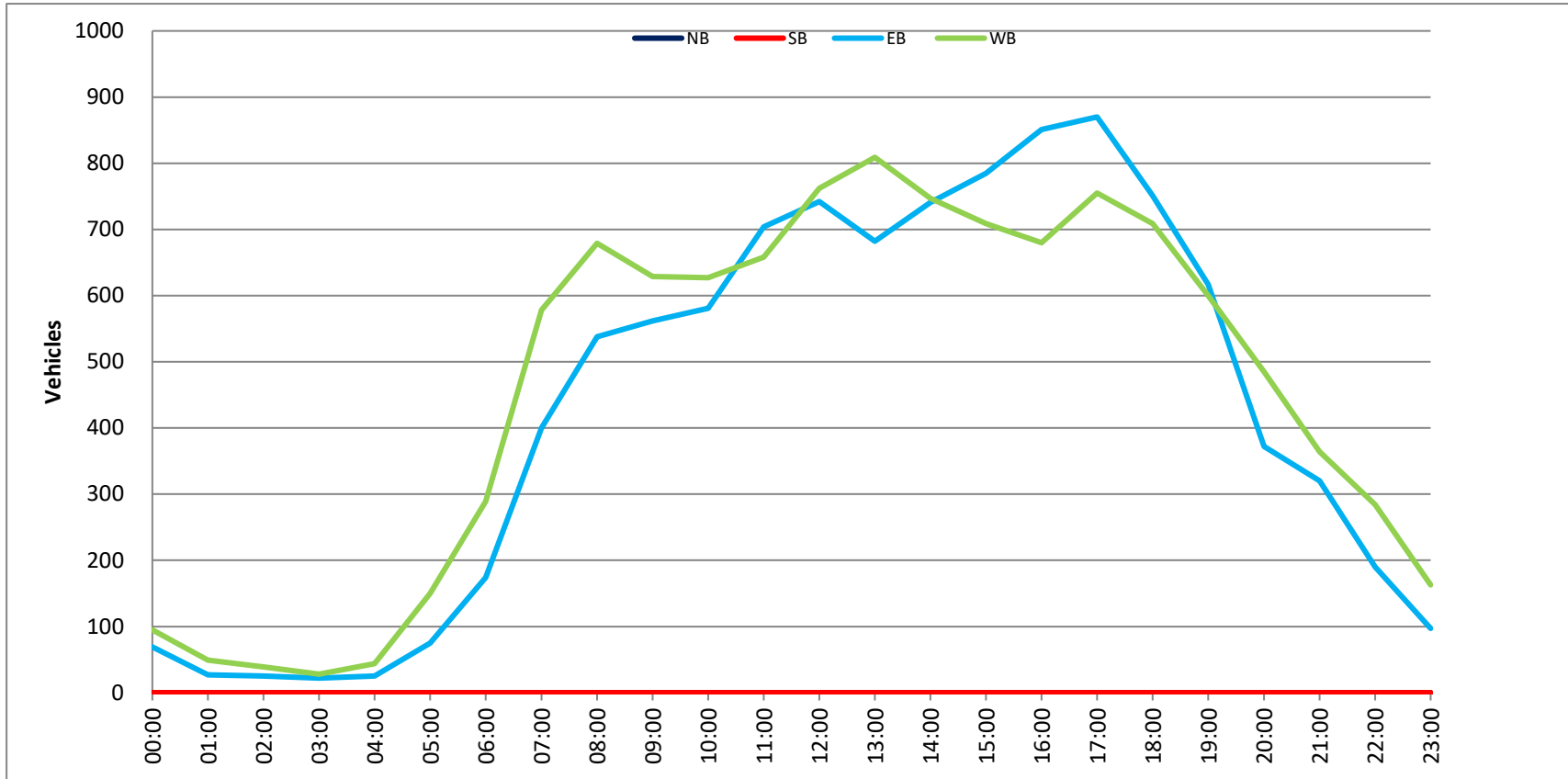


Project #: CA22_020022_001

City: Burbank

Location: W Olive Ave Bet. S Orchard Dr & S Reese Pl

Date: 1/20/2022



SPEED

W Olive Ave Bet. N Griffith Park Dr & S Virginia Ave

Day: Tuesday
Date: 2/1/2022

City: Burbank
Project #: CA22_020022_025e

East Bound

Time	<15	15-19	20-24	25-29	30-34	35-39	40-44	45-49	50-54	55-59	60-64	65-69	70+	Total	
0:00 AM	0	0	1	0	3	4	5	1	1	0	0	0	0	15	
0:15	0	0	0	0	0	1	2	1	3	0	1	0	0	15	
0:30	0	1	0	0	3	2	6	0	0	0	0	0	0	12	
0:45	0	0	0	1	2	3	2	0	1	0	0	0	0	9	
1:00	0	0	0	1	0	1	3	2	1	0	0	0	0	11	
1:15	0	1	0	0	1	2	2	3	0	0	0	0	0	9	
1:30	0	0	1	0	1	0	1	2	0	0	0	0	0	5	
1:45	0	0	1	0	0	0	2	2	0	0	0	0	0	5	
2:00	0	0	0	0	1	5	1	0	1	0	0	0	0	8	
2:15	0	0	0	0	1	0	3	0	0	0	0	0	0	4	
2:30	0	0	0	0	1	0	1	1	0	0	0	0	0	3	
2:45	0	0	0	0	2	0	3	0	0	0	0	0	0	5	
3:00	0	0	0	0	1	1	1	0	0	0	0	0	0	3	
3:15	0	0	0	1	2	4	1	0	0	0	0	0	0	8	
3:30	0	0	0	0	0	1	2	0	0	1	0	0	0	4	
3:45	0	0	0	0	1	2	2	0	0	0	0	0	0	6	
4:00	0	0	0	0	1	0	0	0	0	0	0	0	0	1	
4:15	0	0	0	0	0	1	1	0	0	2	1	0	0	5	
4:30	0	0	0	0	0	2	1	2	1	0	0	0	0	6	
4:45	0	0	0	0	0	1	2	1	3	0	0	0	0	7	
5:00	0	0	0	1	1	2	5	3	1	0	0	0	0	13	
5:15	0	0	2	1	2	3	6	4	1	0	0	0	0	19	
5:30	0	0	0	0	3	5	5	3	0	0	0	0	0	16	
5:45	0	0	0	0	4	6	4	2	1	2	0	0	0	19	
6:00	0	1	0	0	6	10	6	3	0	2	0	0	0	30	
6:15	0	1	0	1	5	13	17	10	1	0	0	0	0	48	
6:30	0	0	0	1	9	14	15	9	0	0	1	0	0	49	
6:45	0	1	1	0	5	15	24	6	2	0	1	0	0	55	
7:00	0	1	2	1	9	30	34	5	0	0	0	0	0	62	
7:15	0	1	0	1	0	14	18	21	6	2	0	0	0	62	
7:30	1	5	4	6	19	33	27	7	4	1	0	0	0	107	
7:45	1	4	18	25	33	34	23	4	2	0	0	0	0	144	
8:00	0	3	3	19	36	45	20	12	2	0	0	0	0	140	
8:15	0	1	9	10	25	53	18	5	1	0	0	0	0	122	
8:30	0	1	1	9	27	58	40	6	0	0	0	0	0	142	
8:45	0	3	6	16	37	55	33	7	0	0	0	0	0	157	
9:00	0	0	0	6	25	54	37	9	1	0	0	0	0	132	
9:15	0	3	3	22	46	42	23	3	0	0	0	0	0	142	
9:30	0	2	4	12	40	44	24	6	1	0	0	0	0	133	
9:45	0	0	3	20	43	52	25	8	2	0	0	0	0	153	
10:00	0	2	3	13	54	65	20	2	1	0	0	0	0	160	
10:15	0	2	7	31	33	38	15	3	0	0	0	0	0	129	
10:30	1	1	7	27	38	45	21	4	0	0	0	0	0	139	
10:45	1	2	7	26	76	48	26	3	0	0	0	0	0	189	
11:00	0	2	6	10	43	50	34	5	1	2	0	0	0	153	
11:15	3	1	14	18	50	45	15	2	0	0	0	0	0	148	
11:30	0	4	10	30	49	41	21	2	0	0	0	0	0	157	
11:45	1	3	3	31	75	56	18	1	0	0	0	0	0	196	
12:00 PM	2	5	6	18	74	62	26	3	0	0	0	0	0	196	
12:15	0	3	13	29	61	50	19	3	0	0	0	0	0	178	
12:30	3	5	30	25	52	46	16	5	1	0	0	0	0	183	
12:45	0	7	7	18	45	48	34	9	1	0	0	0	0	169	
13:00	0	0	4	13	50	41	30	5	3	1	0	0	0	147	
13:15	1	3	7	40	55	43	24	7	1	0	0	0	0	181	
13:30	0	0	1	15	65	57	29	5	3	0	0	0	0	175	
13:45	2	4	13	38	45	68	31	7	1	0	0	0	0	209	
14:00	0	0	2	17	62	69	27	14	3	0	0	0	0	194	
14:15	5	13	21	33	38	54	22	4	2	0	0	0	0	192	
14:30	0	3	15	32	68	55	28	0	0	0	0	0	0	201	
14:45	2	5	10	41	63	63	20	6	1	0	0	0	0	211	
15:00	0	2	16	20	54	66	40	8	1	0	0	0	0	201	
15:15	5	6	16	25	56	67	21	7	0	0	0	0	0	203	
15:30	3	10	18	34	58	46	16	4	2	1	0	0	0	192	
15:45	2	2	3	30	76	59	26	6	1	0	0	0	0	205	
16:00	1	1	14	37	67	78	20	10	0	0	0	0	0	228	
16:15	0	8	8	26	75	61	17	6	1	0	0	0	0	194	
16:30	0	8	13	25	73	53	35	4	0	0	0	0	0	211	
16:45	1	2	8	32	92	79	31	2	0	0	0	0	0	247	
17:00	2	5	8	19	63	71	34	4	1	0	0	0	0	207	
17:15	1	1	10	34	97	92	28	10	0	0	0	0	0	279	
17:30	6	6	12	39	93	53	22	4	1	0	0	0	0	231	
17:45	6	8	14	37	66	71	29	6	0	0	0	0	0	237	
18:00	2	8	9	28	71	53	24	4	1	1	0	0	0	201	
18:15	2	3	15	37	61	54	25	9	0	2	0	0	0	208	
18:30	5	5	20	39	55	61	31	3	0	0	0	0	0	219	
18:45	0	0	4	22	65	69	17	5	0	0	0	0	0	182	
19:00	1	0	1	10	66	62	31	6	1	0	0	0	0	178	
19:15	0	1	1	8	60	51	44	9	0	3	0	0	0	177	
19:30	0	0	6	9	35	54	25	3	0	1	0	0	0	133	
19:45	0	0	1	7	42	71	30	6	1	0	0	0	0	159	
20:00	1	1	0	11	32	33	26	7	1	0	0	0	0	112	
20:15	0	0	1	8	33	46	28	5	3	1	0	0	0	125	
20:30	0	2	6	9	20	37	16	7	0	0	0	0	0	97	
20:45	0	0	10	7	14	12	9	0	0	0	0	0	0	72	
21:00	1	1	1	3	15	42	28	6	2	0	0	0	0	99	
21:15	0	0	0	3	13	26	22	5	2	0	1	0	0	72	
21:30	0	1	0	1	8	23	28	9	0	0	0	0	0	70	
21:45	0	0	2	3	6	12	15	2	2	0	0	0	0	42	
22:00	0	0	0	3	7	17	14	2	0	0	0	0	0	53	
22:15	0	0	0	1	6	10	11	7	3	0	0	0	0	38	
22:30	1	0	0	4	9	15	8	4	2	0	0	0	0	43	
22:45	0	0	0	0	5	9	9	7	1	0	0	0	0	31	
23:00	0	0	1	0	4	14	11	1	1	0	0	0	0	32	
23:15	0	0	0	0	2	8	10	2	0	0	0	0	0	22	
23:30	0	0	0	0	3	7	11	3	0	0	0	0	0	24	
23:45	0	0	0	1	1	4	6	2	1	0	0	0	0	15	
All Totals	17	163	443	1215	3003	3117	1715	419	76	25	6	0	0	10426	
% of Totals	0%	1%	2%	6%	12%	13%	10%	4%	1%	0%	0%	0%	0%	100%	
AM Volumes	9	42	112	341	829	1033	597	157	32	13	3	0	0	3357	
% AMH	0%	0%	1%	3%	8%	10%	6%	2%	0%	0%	0%	0%	0%	30%	
AM Peak Hour	11:35	11:45	11:45	11:30	11:45	11:45	8:30	6:15	7:15	3:30	6:00			11:45	
Volume	6	14	52	108	262	224	133	30	4	2				733	
PM Volumes	49	121	341	894	2174	2264	1117	262	94	32	1	0	0	7489	
% PMH	0%	1%	3%	2%	21%	22%	13%	3%	0%	0%	0%	0%	0%	70%	
PM Peak Hour	17:45	17:30	17:45	17:30	16:45	16:30	19:30	13:15	13:30	19:00	20:30			16:45	
Volume	11	25	58	141	345	293	130	31	9	1				958	
Directional Peak Periods															
All Classes	AM 7-9			NOON 12-2			PM 4-6			Off Peak Volumes					
	Volume	%	Volume	%	Volume	%	Volume	%	Volume	%	Volume	%	Volume	%	
	936	9%	1438	14%	1828	18%	6224	60%							
Street Name	Direction	Percentiles													
		15th	50th	Average	85th	95th	ADT								
W Olive Ave	East Bound	29	35	35	42	45	10426								
W Olive Ave	West Bound	31	38	37	44	48	11073								

SPEED

W Olive Ave Bet. N Griffith Park Dr & S Virginia Ave

Day: Tuesday

Date: 2/1/2022

City: Burbank

Project #: CA22_020022_025e

East Bound

Time	< 15	15 - 19	20 - 24	25 - 29	30 - 34	35 - 39	40 - 44	45 - 49	50 - 54	55 - 59	60 - 64	65 - 69	70 +	Total
0:00 AM	0	1	1	1	10	17	14	4	2	1	0	0	0	51
1:00	0	1	1	2	1	4	8	10	2	1	0	0	0	30
2:00	0	0	0	1	4	6	8	0	1	0	0	0	0	20
3:00	0	0	0	1	4	8	6	0	0	2	0	0	0	21
4:00	0	0	0	0	1	4	4	3	4	2	1	0	0	19
5:00	0	0	2	2	10	16	20	12	3	2	0	0	0	67
6:00	0	2	2	2	27	52	62	28	3	2	2	0	0	182
7:00	2	10	25	32	75	115	85	22	8	1	0	0	0	375
8:00	0	8	19	54	125	211	111	30	3	0	0	0	0	561
9:00	0	5	10	60	154	192	109	26	4	0	0	0	0	560
10:00	2	7	19	97	201	196	82	12	1	0	0	0	0	617
11:00	4	8	33	89	217	202	88	10	1	2	0	0	0	654
12:00 PM	5	20	56	90	232	206	95	20	2	0	0	0	0	726
13:00	3	7	25	106	215	209	114	24	8	1	0	0	0	712
14:00	7	21	48	123	231	241	97	24	6	0	0	0	0	798
15:00	10	20	47	109	244	238	103	25	4	1	0	0	0	801
16:00	2	11	43	120	307	271	103	22	1	0	0	0	0	880
17:00	9	20	44	129	319	287	113	24	2	1	0	0	0	948
18:00	9	16	48	126	252	237	97	21	1	3	0	0	0	810
19:00	1	1	9	34	203	238	130	24	2	5	0	0	0	647
20:00	1	3	7	38	92	150	82	28	4	1	0	0	0	406
21:00	1	2	3	10	42	103	93	22	6	0	1	0	0	283
22:00	1	0	0	8	27	51	52	20	6	0	0	0	0	165
23:00	0	0	1	1	10	33	38	8	2	0	0	0	0	93
Totals	57	163	443	1235	3003	3287	1714	419	76	25	4			10426
% of Totals	1%	2%	4%	12%	29%	32%	16%	4%	1%	0%	0%			100%

AM Volumes	8	42	112	341	829	1023	597	157	32	13	3	0	0	3157		
% AM	0%	0%	1%	3%	8%	10%	6%	2%	0%	0%	0%			30%		
AM Peak Hour	11:00	7:00	11:00	10:00	11:00	8:00	8:00	8:00	7:00	3:00	6:00			11:00		
Volume	4	10	33	97	217	211	111	30	8	2	2			654		
PM Volumes	49	121	331	894	2174	2264	1117	262	44	12	1	0	0	7269		
% PM	0%	1%	3%	9%	21%	22%	11%	3%	0%	0%	0%			70%		
PM Peak Hour	15:00	14:00	12:00	17:00	17:00	17:00	19:00	20:00	13:00	19:00	21:00			17:00		
Volume	10	21	56	129	319	287	130	28	8	5	1			948		
Directional Peak Periods		AM 7-9				NOON 12-2				PM 4-6				Off Peak Volumes		
All Speeds		Volume			%	Volume			%	Volume			%	Volume		
		936	↔		9%	1438	↔		14%	1828	↔		18%	6224	↔ 60%	

Street Name	Direction	Percentiles					
		15th	50th	Average	85th	95th	ADT
W Olive Ave	East Bound	29	35	35	42	45	10426
W Olive Ave	West Bound	31	38	37	44	48	11073

SPEED

W Olive Ave Bet. N Griffith Park Dr & S Virginia Ave

Day: Tuesday

Date: 2/1/2022

City: Burbank

Project #: CA22_020022_025w

West Bound

Time	< 15	15 - 19	20 - 24	25 - 29	30 - 34	35 - 39	40 - 44	45 - 49	50 - 54	55 - 59	60 - 64	65 - 69	70 +	Total
0:00 AM	0	0	0	0	6	21	20	14	8	1	0	0	0	70
1:00	1	0	0	1	2	4	10	13	3	0	0	0	0	34
2:00	0	0	0	0	2	7	6	7	2	0	1	0	0	25
3:00	0	0	0	1	1	10	6	6	1	0	0	0	0	25
4:00	0	0	0	1	4	9	13	9	6	0	0	0	0	42
5:00	1	1	1	2	16	16	36	25	8	1	0	0	0	107
6:00	0	0	4	10	30	77	118	44	15	4	1	0	0	303
7:00	1	4	9	58	137	190	139	59	5	2	0	0	0	604
8:00	2	0	9	55	156	242	134	70	13	1	0	0	0	682
9:00	2	5	12	46	111	212	144	44	6	2	2	0	0	586
10:00	3	5	9	46	125	196	168	54	17	5	0	0	0	628
11:00	2	3	20	62	177	215	144	57	10	3	0	0	0	693
12:00 PM	2	3	8	67	196	265	179	55	9	2	1	0	0	787
13:00	0	4	22	96	175	235	179	54	8	1	0	0	0	774
14:00	5	4	38	160	177	186	101	24	13	0	0	0	0	708
15:00	0	3	24	126	223	214	118	35	10	0	0	1	0	754
16:00	1	2	18	104	244	241	100	33	6	0	0	0	0	749
17:00	1	1	9	75	233	301	181	32	6	0	0	0	0	839
18:00	3	2	7	48	201	292	164	52	8	2	0	0	0	779
19:00	1	1	2	13	91	255	185	54	10	0	1	0	0	613
20:00	0	0	1	10	74	186	179	63	13	0	0	0	0	526
21:00	0	0	0	2	49	121	124	49	13	2	0	0	0	360
22:00	1	0	0	3	23	79	86	40	13	8	0	0	0	253
23:00	0	0	0	0	10	34	52	29	4	3	0	0	0	132
Totals	26	38	193	986	2463	3608	2586	922	207	37	6	1		11073
% of Totals	0%	0%	2%	9%	22%	33%	23%	8%	2%	0%	0%	0%		100%

AM Volumes	12	18	64	282	767	1199	938	402	94	19	4	0	0	3799		
% AM	0%	0%	1%	3%	7%	11%	8%	4%	1%	0%	0%			34%		
AM Peak Hour	10:00	9:00	11:00	11:00	11:00	8:00	10:00	8:00	10:00	10:00	9:00			11:00		
Volume	3	5	20	62	177	242	168	70	17	5	2			693		
PM Volumes	14	20	129	704	1696	2409	1648	520	113	18	2	1	0	7274		
% PM	0%	0%	1%	6%	15%	22%	15%	5%	1%	0%	0%	0%		66%		
PM Peak Hour	14:00	13:00	14:00	14:00	16:00	17:00	19:00	20:00	14:00	22:00	12:00	15:00		17:00		
Volume	5	4	38	160	244	301	185	63	13	8	1	1		839		
Directional Peak Periods		AM 7-9				NOON 12-2				PM 4-6				Off Peak Volumes		
All Speeds		Volume			%	Volume			%	Volume			%	Volume		
		1286	↔		12%	1561	↔		14%	1588	↔		14%	6638	↔ 60%	

Street Name	Direction	Percentiles					
		15th	50th	Average	85th	95th	ADT
W Olive Ave	East Bound	29	35	35	42	45	10426
W Olive Ave	West Bound	31	38	37	44	48	11073

SPEED

W Olive Ave Bet. N Griffith Park Dr & S Virginia Ave

Day: Tuesday

Date: 2/1/2022

City: Burbank

Project #: CA22_020022_025

Summary

Time	< 15	15 - 19	20 - 24	25 - 29	30 - 34	35 - 39	40 - 44	45 - 49	50 - 54	55 - 59	60 - 64	65 - 69	70 +	Total
0:00 AM	0	1	1	1	16	38	34	18	10	2	0	0	0	121
1:00	1	1	1	3	3	8	18	23	5	1	0	0	0	64
2:00	0	0	0	1	6	13	14	7	3	0	1	0	0	45
3:00	0	0	0	2	5	18	12	6	1	2	0	0	0	46
4:00	0	0	0	1	5	13	17	12	10	2	1	0	0	61
5:00	1	1	3	4	26	32	56	37	11	3	0	0	0	174
6:00	0	2	6	12	57	129	180	72	18	6	3	0	0	485
7:00	3	14	34	90	212	305	224	81	13	3	0	0	0	979
8:00	2	8	28	109	281	453	245	100	16	1	0	0	0	1243
9:00	2	10	22	106	265	404	253	70	10	2	2	0	0	1146
10:00	5	12	28	143	326	392	250	66	18	5	0	0	0	1245
11:00	6	11	53	151	394	417	232	67	11	5	0	0	0	1347
12:00 PM	7	23	64	157	428	471	274	75	11	2	1	0	0	1513
13:00	3	11	47	202	390	444	293	78	16	2	0	0	0	1486
14:00	12	25	86	283	408	427	198	48	19	0	0	0	0	1506
15:00	10	23	71	235	467	452	221	60	14	1	0	1	0	1555
16:00	3	13	61	224	551	512	203	55	7	0	0	0	0	1629
17:00	10	21	53	204	552	588	294	56	8	1	0	0	0	1787
18:00	12	18	55	174	453	529	261	73	9	5	0	0	0	1589
19:00	2	2	11	47	294	493	315	78	12	5	1	0	0	1260
20:00	1	3	8	48	166	336	261	91	17	1	0	0	0	932
21:00	1	2	3	12	91	224	217	71	19	2	1	0	0	643
22:00	2	0	0	11	50	130	138	60	19	8	0	0	0	418
23:00	0	0	1	1	20	67	90	37	6	3	0	0	0	225
Totals	83	201	636	2221	5466	6895	4300	1341	283	62	10	1		21499
% of Totals	0%	1%	3%	10%	25%	32%	20%	6%	1%	0%	0%	0%		100%

AM Volumes	20	60	176	623	1596	2222	1535	559	126	32	7	0	0	6956		
% AM	0%	0%	1%	3%	7%	10%	7%	3%	1%	0%	0%			32%		
AM Peak Hour	11:00	7:00	11:00	11:00	11:00	8:00	9:00	8:00	6:00	6:00	6:00			11:00		
Volume	6	14	53	151	394	453	253	100	18	6	3			1347		
PM Volumes	63	141	460	1598	3870	4673	2765	782	157	30	3	1	0	14543		
% PM	0%	1%	2%	7%	18%	22%	13%	4%	1%	0%	0%	0%		68%		
PM Peak Hour	14:00	14:00	14:00	14:00	17:00	17:00	19:00	20:00	14:00	22:00	12:00	15:00		17:00		
Volume	12	25	86	283	552	588	315	91	19	8	1	1		1787		
Directional Peak Periods		AM 7-9				NOON 12-2				PM 4-6				Off Peak Volumes		
All Speeds		Volume	↔		%	Volume	↔		%	Volume	↔		%	Volume	↔	
		2222			10%	2999			14%	3416			16%	12862		

Street Name	Direction	Percentiles					
		15th	50th	Average	85th	95th	ADT
W Olive Ave	Summary	30	37	36	43	47	21499

VOLUME

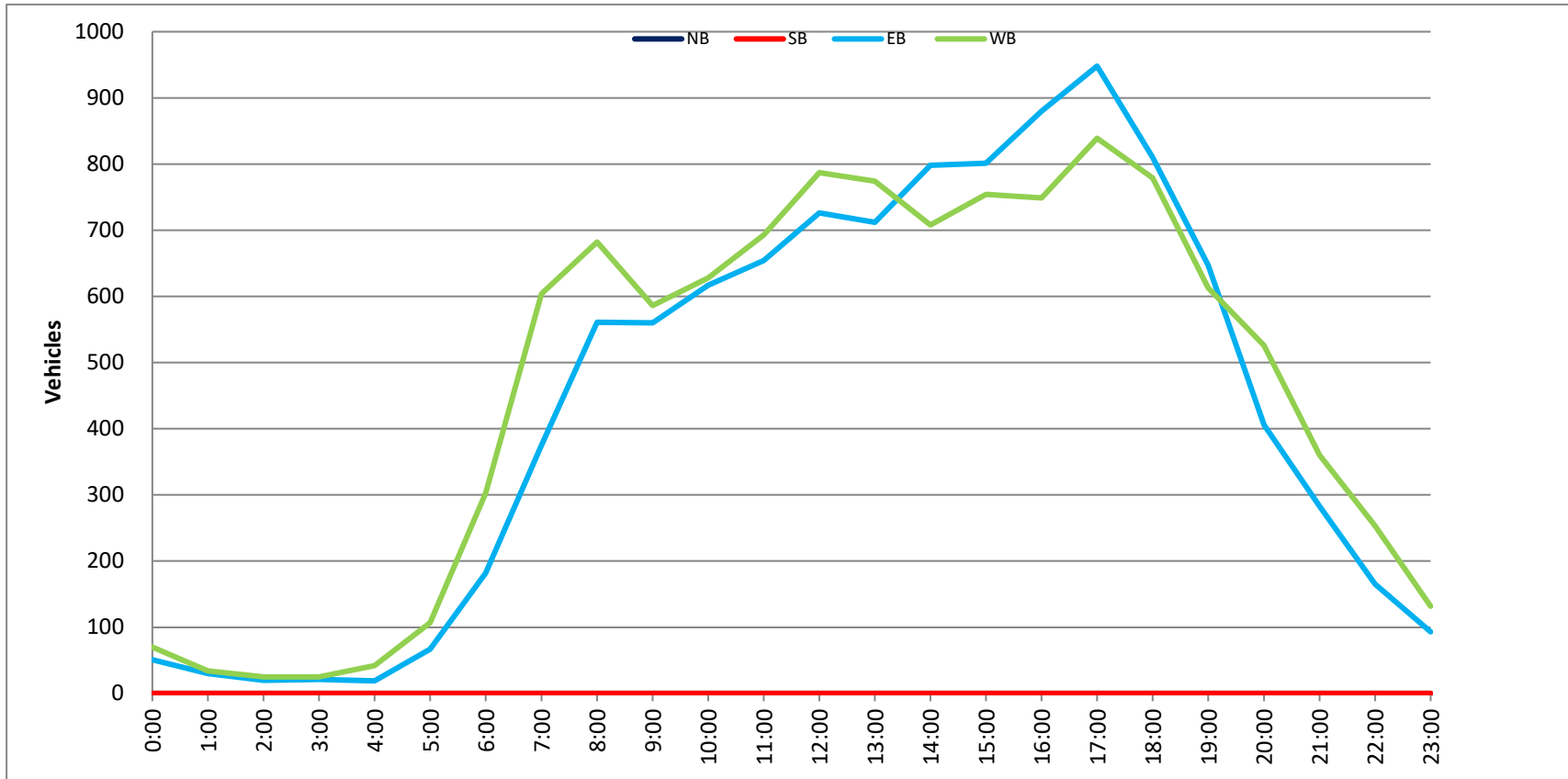
W Olive Ave Bet. N Griffith Park Dr & S Virginia Ave

Day: Tuesday
 Date: 2/1/2022

City: Burbank
 Project #: CA22_020022_025

DAILY TOTALS					NB	SB	EB	WB	Total					
					0	0	10,426	11,073	21,499					
AM Period	NB	SB	EB	WB	TOTAL	PM Period	NB	SB	EB	WB	TOTAL			
0:00	0	0	15	20	35	12:00	0	0	196	192	388			
0:15	0	0	15	16	31	12:15	0	0	178	178	356			
0:30	0	0	12	20	32	12:30	0	0	183	218	401			
0:45	0	0	9	51	14	12:45	0	0	169	726	199	368	1513	
1:00	0	0	11	11	22	13:00	0	0	147	221	368			
1:15	0	0	9	5	14	13:15	0	0	181	182	363			
1:30	0	0	5	9	14	13:30	0	0	175	182	357			
1:45	0	0	5	30	9	13:45	0	0	209	712	189	774	398	1486
2:00	0	0	8	7	15	14:00	0	0	194	185	379			
2:15	0	0	4	4	8	14:15	0	0	192	170	362			
2:30	0	0	3	8	11	14:30	0	0	201	186	387			
2:45	0	0	5	20	6	14:45	0	0	211	798	167	708	378	1506
3:00	0	0	3	9	12	15:00	0	0	201	192	393			
3:15	0	0	8	5	13	15:15	0	0	203	170	373			
3:30	0	0	4	5	9	15:30	0	0	192	218	410			
3:45	0	0	6	21	6	15:45	0	0	205	801	174	754	379	1555
4:00	0	0	1	5	6	16:00	0	0	228	179	407			
4:15	0	0	5	12	17	16:15	0	0	194	165	359			
4:30	0	0	6	6	12	16:30	0	0	211	196	407			
4:45	0	0	7	19	19	16:45	0	0	247	880	209	749	456	1629
5:00	0	0	13	21	34	17:00	0	0	207	224	431			
5:15	0	0	19	28	47	17:15	0	0	273	207	480			
5:30	0	0	16	29	45	17:30	0	0	231	176	407			
5:45	0	0	19	67	29	17:45	0	0	237	948	232	839	469	1787
6:00	0	0	30	37	67	18:00	0	0	201	212	413			
6:15	0	0	48	69	117	18:15	0	0	208	219	427			
6:30	0	0	49	91	140	18:30	0	0	219	169	388			
6:45	0	0	55	182	106	18:45	0	0	182	810	179	779	361	1589
7:00	0	0	62	90	152	19:00	0	0	178	193	371			
7:15	0	0	62	135	197	19:15	0	0	177	152	329			
7:30	0	0	107	170	277	19:30	0	0	133	129	262			
7:45	0	0	144	375	209	19:45	0	0	159	647	139	613	298	1260
8:00	0	0	140	173	313	20:00	0	0	112	161	273			
8:15	0	0	122	160	282	20:15	0	0	125	122	247			
8:30	0	0	142	178	320	20:30	0	0	97	132	229			
8:45	0	0	157	561	171	20:45	0	0	72	406	111	526	183	932
9:00	0	0	132	129	261	21:00	0	0	99	112	211			
9:15	0	0	142	160	302	21:15	0	0	72	84	156			
9:30	0	0	133	131	264	21:30	0	0	70	82	152			
9:45	0	0	153	560	166	21:45	0	0	42	283	82	360	124	643
10:00	0	0	160	147	307	22:00	0	0	53	84	137			
10:15	0	0	129	162	291	22:15	0	0	38	76	114			
10:30	0	0	139	169	308	22:30	0	0	43	55	98			
10:45	0	0	189	617	150	22:45	0	0	31	165	38	253	69	418
11:00	0	0	153	160	313	23:00	0	0	32	46	78			
11:15	0	0	148	167	315	23:15	0	0	22	35	57			
11:30	0	0	157	183	340	23:30	0	0	24	23	47			
11:45	0	0	196	654	183	23:45	0	0	15	93	28	132	43	225
TOTALS			3157	3799	6956	TOTALS			7269	7274	14543			
SPLIT %			45.4%	54.6%	32.4%	SPLIT %			50.0%	50.0%	67.6%			

DAILY TOTALS					NB	SB	EB	WB	Total		
					0	0	10,426	11,073	21,499		
AM Peak Hour			11:45	11:45	11:45	PM Peak Hour			16:45	17:00	17:00
AM Pk Volume			753	771	1524	PM Pk Volume			958	839	1787
Pk Hr Factor			0.960	0.884	0.950	Pk Hr Factor			0.877	0.904	0.931
7 - 9 Volume	0	0	936	1286	2222	4 - 6 Volume	0	0	1828	1588	3416
7 - 9 Peak Hour			8:00	7:45	7:45	4 - 6 Peak Hour			16:45	17:00	17:00
7 - 9 Pk Volume	0	0	561	720	1268	4 - 6 Pk Volume	0	0	958	839	1787
Pk Hr Factor	0.000	0.000	0.893	0.861	0.898	Pk Hr Factor	0.000	0.000	0.877	0.904	0.931



SPEED

W Olive Ave Bet. N Griffith Park Dr & S Virginia Ave

Day: Wednesday
Date: 2/2/2022

City: Burbank
Project #: CA22_020022_025

Summary

Table with columns: Time, <15, 15-19, 20-24, 25-29, 30-34, 35-39, 40-44, 45-49, 50-54, 55-59, 60-64, 65-69, 70+, Total. Rows include times from 0:00 AM to 23:45.

Summary Totals: 30, 276, 801, 2272, 5318, 9765, 4211, 1411, 315, 72, 8, 21107, 100%

AM Volumes: 27, 86, 238, 559, 1479, 2223, 1634, 990, 167, 44, 8, 7093, 25.44%, 10:45, 11:15, 11:15, 11:00, 11:30, 8:00, 11:45, 6:30, 5:45, 6:30, 4:45, 11:48, 1460.

PM Volumes: 45, 190, 969, 1734, 3679, 4942, 2977, 821, 188, 93, 9, 9, 14952, 6%, 15:45, 16:45, 15:45, 15:15, 17:15, 17:30, 12:30, 13:00, 20:00, 21:45, 17:15, 1753.

Directional Peak Periods: All Classes, AM 7-9, NOON 12-2, PM 4-6, Off Peak Volumes. Volume and % for each direction.

Street Name: W Olive Ave. Direction: Summary. Percentiles: 15th, 50th, Average, 85th, 95th, ADT. Values: 30, 36, 36, 43, 48, 21507.

SPEED

W Olive Ave Bet. N Griffith Park Dr & S Virginia Ave

Day: Wednesday

Date: 2/2/2022

City: Burbank

Project #: CA22_020022_025e

East Bound

Time	< 15	15 - 19	20 - 24	25 - 29	30 - 34	35 - 39	40 - 44	45 - 49	50 - 54	55 - 59	60 - 64	65 - 69	70 +	Total
0:00 AM	0	0	1	2	8	21	12	6	2	4	0	0	0	56
1:00	0	0	0	1	6	13	12	5	2	0	0	0	0	39
2:00	0	0	0	0	2	8	14	5	1	1	0	0	0	31
3:00	0	0	1	0	3	4	5	5	1	1	0	0	0	20
4:00	0	0	0	0	5	2	4	5	3	0	0	0	0	19
5:00	1	0	1	2	9	18	20	11	3	4	0	0	0	69
6:00	0	0	3	7	22	77	59	22	9	2	0	0	0	201
7:00	1	2	18	19	83	116	100	35	9	3	0	0	0	386
8:00	2	4	29	46	141	245	91	25	8	1	0	0	0	592
9:00	3	10	26	46	123	197	109	22	11	1	0	0	0	548
10:00	2	14	44	103	177	157	71	21	4	0	0	0	0	593
11:00	7	48	73	115	180	174	79	16	6	0	0	0	0	698
12:00 PM	6	25	36	89	202	254	127	19	1	0	0	0	0	759
13:00	4	18	42	71	235	235	102	27	3	0	0	0	0	737
14:00	6	27	69	122	206	237	83	21	9	1	0	0	0	781
15:00	7	12	66	192	303	236	79	24	5	0	0	0	0	924
16:00	13	23	68	131	264	269	99	26	3	0	0	0	0	896
17:00	6	26	69	157	289	267	89	22	5	0	0	0	0	930
18:00	7	27	48	93	280	240	104	20	1	0	0	0	0	820
19:00	0	9	18	72	194	192	92	21	6	1	0	0	0	605
20:00	0	1	10	22	102	172	67	34	8	1	0	0	0	417
21:00	1	2	2	10	37	103	71	27	4	0	0	0	0	257
22:00	0	0	1	1	14	63	44	30	5	2	0	0	0	160
23:00	0	0	1	0	15	36	36	16	7	1	0	0	0	112
Totals	66	248	626	1301	2900	3336	1569	465	116	23				10650
% of Totals	1%	2%	6%	12%	27%	31%	15%	4%	1%	0%				100%

AM Volumes	16	78	196	341	759	1032	576	178	59	17	0	0	0	3252		
% AM	0%	1%	2%	3%	7%	10%	5%	2%	1%	0%				31%		
AM Peak Hour	11:00	11:00	11:00	11:00	11:00	8:00	9:00	7:00	9:00					11:00		
Volume	7	48	73	115	180	245	109	35	11	4				698		
PM Volumes	50	170	430	960	2141	2304	993	287	57	6	0	0	0	7398		
% PM	0%	2%	4%	9%	20%	22%	9%	3%	1%	0%				69%		
PM Peak Hour	16:00	14:00	14:00	15:00	15:00	16:00	12:00	20:00	14:00	22:00				17:00		
Volume	13	27	69	192	303	269	127	34	9	2				930		
Directional Peak Periods		AM 7-9				NOON 12-2				PM 4-6				Off Peak Volumes		
All Speeds		Volume			%	Volume			%	Volume			%	Volume		
		978	↔		9%	1496	↔		14%	1826	↔		17%	6350	↔ 60%	

Street Name	Direction	Percentiles					
		15th	50th	Average	85th	95th	ADT
W Olive Ave	East Bound	28	35	35	42	46	10650
W Olive Ave	West Bound	31	38	38	44	49	10957

SPEED

W Olive Ave Bet. N Griffith Park Dr & S Virginia Ave

Day: Wednesday

Date: 2/2/2022

City: Burbank

Project #: CA22_020022_025w

West Bound

Time	< 15	15 - 19	20 - 24	25 - 29	30 - 34	35 - 39	40 - 44	45 - 49	50 - 54	55 - 59	60 - 64	65 - 69	70 +	Total
0:00 AM	0	0	0	0	9	15	22	14	10	3	0	0	0	73
1:00	0	1	0	0	4	8	11	10	3	3	0	0	0	40
2:00	0	0	0	1	0	8	11	6	2	0	0	0	0	28
3:00	0	0	0	1	2	7	8	8	2	0	1	0	0	29
4:00	0	0	1	0	2	11	12	8	7	4	0	0	0	45
5:00	0	1	0	1	11	19	47	39	15	1	3	0	0	137
6:00	2	1	3	5	23	78	110	46	13	2	1	0	0	284
7:00	2	2	8	40	117	187	176	59	10	4	0	0	0	605
8:00	1	0	12	33	123	248	180	54	14	3	2	0	0	670
9:00	4	1	2	21	101	239	173	55	8	2	1	0	0	607
10:00	1	1	8	48	145	185	153	67	14	4	0	0	0	626
11:00	1	1	8	68	183	186	155	46	10	1	0	0	0	659
12:00 PM	2	3	14	70	169	227	176	52	13	3	0	0	0	729
13:00	0	1	2	71	158	237	188	72	10	5	0	0	0	744
14:00	1	1	10	132	222	209	125	41	7	2	0	0	0	750
15:00	5	8	42	161	204	175	93	31	4	2	0	0	0	725
16:00	1	3	34	111	210	199	124	38	6	1	0	0	0	727
17:00	2	2	9	97	233	260	150	37	7	1	0	0	0	798
18:00	1	1	14	54	198	273	157	48	10	2	0	0	0	758
19:00	1	0	3	28	141	231	177	38	12	1	0	0	0	632
20:00	0	0	3	14	114	183	146	48	12	2	0	0	0	522
21:00	0	0	1	7	59	122	120	53	10	1	0	0	0	373
22:00	0	1	0	9	21	86	78	32	8	5	0	0	0	240
23:00	0	0	1	0	9	36	50	44	12	4	0	0	0	156
Totals	24	28	175	972	2458	3429	2642	946	219	56	8			10957
% of Totals	0%	0%	2%	9%	22%	31%	24%	9%	2%	1%	0%			100%

AM Volumes	11	8	42	218	720	1191	1058	412	108	27	8	0	0	3803		
% AM	0%	0%	0%	2%	7%	11%	10%	4%	1%	0%	0%			35%		
AM Peak Hour	9:00	7:00	8:00	11:00	11:00	8:00	8:00	10:00	5:00	4:00	5:00			8:00		
Volume	4	2	12	68	183	248	180	67	15	4	3			670		
PM Volumes	13	20	133	754	1738	2238	1584	534	111	29	0	0	0	7154		
% PM	0%	0%	1%	7%	16%	20%	14%	5%	1%	0%				65%		
PM Peak Hour	15:00	15:00	15:00	15:00	17:00	18:00	13:00	13:00	12:00	13:00				17:00		
Volume	5	8	42	161	233	273	188	72	13	5				798		
Directional Peak Periods		AM 7-9				NOON 12-2				PM 4-6				Off Peak Volumes		
All Speeds		Volume	↔		%	Volume	↔		%	Volume	↔		%	Volume	↔	
		1275			12%	1473			13%	1525			14%	6684		

Street Name	Direction	Percentiles					
		15th	50th	Average	85th	95th	ADT
W Olive Ave	East Bound	28	35	35	42	46	10650
W Olive Ave	West Bound	31	38	38	44	49	10957

SPEED

W Olive Ave Bet. N Griffith Park Dr & S Virginia Ave

Day: Wednesday

Date: 2/2/2022

City: Burbank

Project #: CA22_020022_025

Summary

Time	< 15	15 - 19	20 - 24	25 - 29	30 - 34	35 - 39	40 - 44	45 - 49	50 - 54	55 - 59	60 - 64	65 - 69	70 +	Total
0:00 AM	0	0	1	2	17	36	34	20	12	7	0	0	0	129
1:00	0	1	0	1	10	21	23	15	5	3	0	0	0	79
2:00	0	0	0	1	2	16	25	11	3	1	0	0	0	59
3:00	0	0	1	1	5	11	13	13	3	1	1	0	0	49
4:00	0	0	1	0	7	13	16	13	10	4	0	0	0	64
5:00	1	1	1	3	20	37	67	50	18	5	3	0	0	206
6:00	2	1	6	12	45	155	169	68	22	4	1	0	0	485
7:00	3	4	26	59	200	303	276	94	19	7	0	0	0	991
8:00	3	4	41	79	264	493	271	79	22	4	2	0	0	1262
9:00	7	11	28	67	224	436	282	77	19	3	1	0	0	1155
10:00	3	15	52	151	322	342	224	88	18	4	0	0	0	1219
11:00	8	49	81	183	363	360	234	62	16	1	0	0	0	1357
12:00 PM	8	28	50	159	371	481	303	71	14	3	0	0	0	1488
13:00	4	19	44	142	393	472	290	99	13	5	0	0	0	1481
14:00	7	28	79	254	428	446	208	62	16	3	0	0	0	1531
15:00	12	20	108	353	507	411	172	55	9	2	0	0	0	1649
16:00	14	26	102	242	474	468	223	64	9	1	0	0	0	1623
17:00	8	28	78	254	522	527	239	59	12	1	0	0	0	1728
18:00	8	28	62	147	478	513	261	68	11	2	0	0	0	1578
19:00	1	9	21	100	335	423	269	59	18	2	0	0	0	1237
20:00	0	1	13	36	216	355	213	82	20	3	0	0	0	939
21:00	1	2	3	17	96	225	191	80	14	1	0	0	0	630
22:00	0	1	1	10	35	149	122	62	13	7	0	0	0	400
23:00	0	0	2	0	24	72	86	60	19	5	0	0	0	268
Totals	90	276	801	2273	5358	6765	4211	1411	335	79	8			21607
% of Totals	0%	1%	4%	11%	25%	31%	19%	7%	2%	0%	0%			100%

AM Volumes	27	86	238	559	1479	2223	1634	590	167	44	8	0	0	7055		
% AM	0%	0%	1%	3%	7%	10%	8%	3%	1%	0%	0%			33%		
AM Peak Hour	11:00	11:00	11:00	11:00	11:00	8:00	9:00	7:00	6:00		5:00			11:00		
Volume	8	49	81	183	363	493	282	94	22	7	3			1357		
PM Volumes	63	190	563	1714	3879	4542	2577	821	168	35	0	0	0	14552		
% PM	0%	1%	3%	8%	18%	21%	12%	4%	1%	0%				67%		
PM Peak Hour	16:00	12:00	15:00	15:00	17:00	17:00	12:00	13:00	20:00	22:00				17:00		
Volume	14	28	108	353	522	527	303	99	20	7				1728		
Directional Peak Periods		AM 7-9				NOON 12-2				PM 4-6				Off Peak Volumes		
All Speeds		Volume	↔		%	Volume	↔		%	Volume	↔		%	Volume	↔	
		2253			10%	2969			14%	3351			16%	13034		

Street Name	Direction	Percentiles					
		15th	50th	Average	85th	95th	ADT
W Olive Ave	Summary	30	36	36	43	48	21607

VOLUME

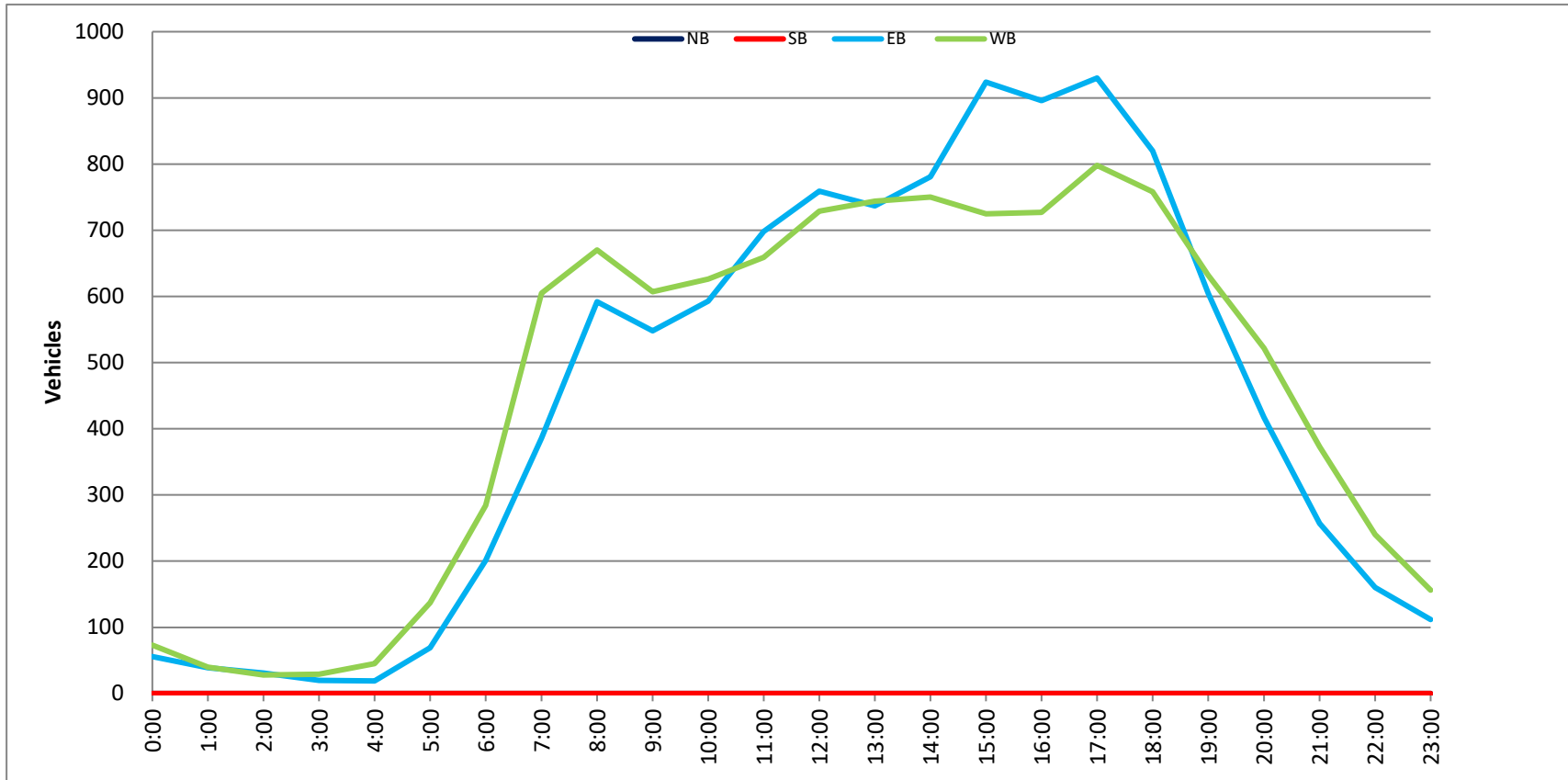
W Olive Ave Bet. N Griffith Park Dr & S Virginia Ave

Day: Wednesday
 Date: 2/2/2022

City: Burbank
 Project #: CA22_020022_025

DAILY TOTALS						NB	SB					Total		
						0	0					21,607		
								10,650	10,957					
AM Period	NB	SB	EB	WB	TOTAL	PM Period	NB	SB	EB	WB	TOTAL			
0:00	0	0	20	25	45	12:00	0	0	189	168	357			
0:15	0	0	13	17	30	12:15	0	0	173	189	362			
0:30	0	0	12	17	29	12:30	0	0	205	177	382			
0:45	0	0	11	56	14	12:45	0	0	192	759	195	729	387	1488
1:00	0	0	15	11	26	13:00	0	0	181	193	374			
1:15	0	0	11	5	16	13:15	0	0	180	190	370			
1:30	0	0	6	12	18	13:30	0	0	175	167	342			
1:45	0	0	7	39	12	13:45	0	0	201	737	194	744	395	1481
2:00	0	0	9	9	18	14:00	0	0	182	187	369			
2:15	0	0	12	5	17	14:15	0	0	205	178	383			
2:30	0	0	5	12	17	14:30	0	0	186	208	394			
2:45	0	0	5	31	2	14:45	0	0	208	781	177	750	385	1531
3:00	0	0	6	6	12	15:00	0	0	235	173	408			
3:15	0	0	0	6	6	15:15	0	0	253	203	456			
3:30	0	0	8	6	14	15:30	0	0	232	180	412			
3:45	0	0	6	20	11	15:45	0	0	204	924	169	725	373	1649
4:00	0	0	1	5	6	16:00	0	0	247	191	438			
4:15	0	0	3	11	14	16:15	0	0	205	181	386			
4:30	0	0	5	10	15	16:30	0	0	221	168	389			
4:45	0	0	10	19	19	16:45	0	0	223	896	187	727	410	1623
5:00	0	0	9	22	31	17:00	0	0	210	180	390			
5:15	0	0	19	30	49	17:15	0	0	254	200	454			
5:30	0	0	12	38	50	17:30	0	0	221	199	420			
5:45	0	0	29	69	47	17:45	0	0	245	930	219	798	464	1728
6:00	0	0	33	44	77	18:00	0	0	220	195	415			
6:15	0	0	49	55	104	18:15	0	0	198	198	396			
6:30	0	0	47	76	123	18:30	0	0	207	180	387			
6:45	0	0	72	201	109	18:45	0	0	195	820	185	758	380	1578
7:00	0	0	66	120	186	19:00	0	0	162	162	324			
7:15	0	0	69	117	186	19:15	0	0	167	159	326			
7:30	0	0	113	159	272	19:30	0	0	155	149	304			
7:45	0	0	138	386	209	19:45	0	0	121	605	162	632	283	1237
8:00	0	0	137	169	306	20:00	0	0	113	168	281			
8:15	0	0	137	172	309	20:15	0	0	109	108	217			
8:30	0	0	152	164	316	20:30	0	0	104	128	232			
8:45	0	0	166	592	165	20:45	0	0	91	417	118	522	209	939
9:00	0	0	117	136	253	21:00	0	0	81	120	201			
9:15	0	0	142	144	286	21:15	0	0	61	87	148			
9:30	0	0	152	163	315	21:30	0	0	59	92	151			
9:45	0	0	137	548	164	21:45	0	0	56	257	74	373	130	630
10:00	0	0	134	155	289	22:00	0	0	35	74	109			
10:15	0	0	146	166	312	22:15	0	0	44	65	109			
10:30	0	0	155	149	304	22:30	0	0	48	51	99			
10:45	0	0	158	593	156	22:45	0	0	33	160	50	240	83	400
11:00	0	0	156	156	312	23:00	0	0	30	53	83			
11:15	0	0	164	160	324	23:15	0	0	33	38	71			
11:30	0	0	199	163	362	23:30	0	0	25	33	58			
11:45	0	0	179	698	180	23:45	0	0	24	112	32	156	56	268
TOTALS			3252	3803	7055	TOTALS			7398	7154	14552			
SPLIT %			46.1%	53.9%	32.7%	SPLIT %			50.8%	49.2%	67.3%			

DAILY TOTALS						NB	SB					Total
						0	0					21,607
								10,650	10,957			
AM Peak Hour			11:45	7:45	11:45	PM Peak Hour			17:15	17:15	17:15	
AM Pk Volume			746	714	1460	PM Pk Volume			940	813	1753	
Pk Hr Factor			0.910	0.854	0.955	Pk Hr Factor			0.925	0.928	0.945	
7 - 9 Volume	0	0	978	1275	2253	4 - 6 Volume	0	0	1826	1525	3351	
7 - 9 Peak Hour			8:00	7:45	7:45	4 - 6 Peak Hour			17:00	17:00	17:00	
7 - 9 Pk Volume	0	0	592	714	1278	4 - 6 Pk Volume	0	0	930	798	1728	
Pk Hr Factor	0.000	0.000	0.892	0.854	0.921	Pk Hr Factor	0.000	0.000	0.915	0.911	0.931	



SPEED

W Olive Ave Bet. N Griffith Park Dr & S Virginia Ave

Day: Thursday
Date: 2/3/2022

City: Burbank
Project #: CA22_020022_025w

West Bound

Table with columns: Time, <15, 15-19, 20-24, 25-29, 30-34, 35-39, 40-44, 45-49, 50-54, 55-59, 60-64, 65-69, 70+, Total. Rows include times from 0:00 AM to 23:45.

Summary table with columns: AM Volumes, AM Peak Hour Volume, PM Volumes, PM Peak Hour Volume. Rows show volume and percentage data for AM and PM periods.

Directional Peak Periods table with columns: All Classes, AM 7-9, NOON 12-2, PM 4-6, Off Peak Volumes. Rows show volume and percentage for different peak periods.

Street Name table with columns: Street Name, Direction, 15th, 50th, Average, 85th, 95th, ADT. Rows include W Olive Ave East Bound and West Bound.

SPEED

W Olive Ave Bet. N Griffith Park Dr & S Virginia Ave

Day: Thursday

Date: 2/3/2022

City: Burbank

Project #: CA22_020022_025e

East Bound

Time	< 15	15 - 19	20 - 24	25 - 29	30 - 34	35 - 39	40 - 44	45 - 49	50 - 54	55 - 59	60 - 64	65 - 69	70 +	Total
0:00 AM	0	0	4	0	7	13	19	10	1	0	0	0	0	54
1:00	0	0	2	1	1	12	12	6	2	0	0	0	0	36
2:00	0	0	1	1	3	4	12	9	0	0	0	0	0	30
3:00	0	0	0	2	5	7	5	3	0	1	0	0	0	23
4:00	0	0	0	0	3	1	8	5	0	1	1	0	0	19
5:00	0	0	0	2	10	20	19	11	3	0	0	0	0	65
6:00	0	0	3	8	27	64	49	21	7	0	1	0	0	180
7:00	3	1	13	34	82	134	97	30	12	1	0	0	0	407
8:00	2	11	32	63	125	179	108	23	7	2	1	0	0	553
9:00	3	8	22	55	146	192	109	23	8	0	0	0	0	566
10:00	1	8	44	126	165	190	77	14	5	1	0	0	0	631
11:00	1	15	33	102	237	195	63	10	0	0	0	0	0	656
12:00 PM	2	20	56	92	264	230	86	16	0	0	0	0	0	766
13:00	4	11	33	89	229	217	74	27	3	0	0	0	0	687
14:00	6	13	51	115	270	225	112	14	2	0	0	0	0	808
15:00	17	35	65	150	283	232	85	20	3	1	0	0	0	891
16:00	13	38	60	124	244	253	119	24	6	1	0	0	0	882
17:00	8	33	65	146	304	248	95	26	3	1	0	0	0	929
18:00	2	11	46	152	268	278	104	24	2	0	0	0	0	887
19:00	6	13	34	88	224	231	101	30	6	2	0	0	0	735
20:00	4	9	24	53	125	140	61	17	4	0	0	0	0	437
21:00	2	6	17	41	87	87	41	12	4	0	0	0	0	297
22:00	0	8	13	28	61	63	28	8	0	0	0	0	0	209
23:00	0	3	7	15	35	33	16	3	0	0	0	0	0	112
Totals	74	243	625	1487	3205	3248	1500	386	78	11	3			10860
% of Totals	1%	2%	6%	14%	30%	30%	14%	4%	1%	0%	0%			100%

AM Volumes	10	43	154	394	811	1011	578	165	45	6	3	0	0	3220		
% AM	0%	0%	1%	4%	7%	9%	5%	2%	0%	0%	0%			30%		
AM Peak Hour	7:00	11:00	10:00	10:00	11:00	11:00	9:00	7:00	7:00	8:00	4:00			11:00		
Volume	3	15	44	126	237	195	109	30	12	2	1			656		
PM Volumes	64	200	471	1093	2394	2237	922	221	33	5	0	0	0	7640		
% PM	1%	2%	4%	10%	22%	21%	8%	2%	0%	0%				70%		
PM Peak Hour	15:00	16:00	15:00	18:00	17:00	18:00	16:00	19:00	16:00	19:00				17:00		
Volume	17	38	65	152	304	278	119	30	6	2				929		
Directional Peak Periods		AM 7-9				NOON 12-2				PM 4-6				Off Peak Volumes		
All Speeds		Volume	↔		%	Volume	↔		%	Volume	↔		%	Volume	↔	
		960			9%	1453			13%	1811			17%	6636		

Street Name	Direction	Percentiles					
		15th	50th	Average	85th	95th	ADT
W Olive Ave	East Bound	27	35	34	41	45	10860
W Olive Ave	West Bound	27	36	35	43	48	11326

SPEED

W Olive Ave Bet. N Griffith Park Dr & S Virginia Ave

Day: Thursday

Date: 2/3/2022

City: Burbank

Project #: CA22_020022_025w

West Bound

Time	< 15	15 - 19	20 - 24	25 - 29	30 - 34	35 - 39	40 - 44	45 - 49	50 - 54	55 - 59	60 - 64	65 - 69	70 +	Total
0:00 AM	0	0	0	0	6	22	17	18	7	4	0	0	0	74
1:00	0	0	0	0	4	8	8	7	3	2	0	0	0	32
2:00	0	0	0	0	5	6	7	13	4	1	0	0	0	36
3:00	0	0	0	2	1	4	8	5	2	2	0	0	0	24
4:00	0	0	0	1	2	14	8	10	5	3	0	0	0	43
5:00	0	1	0	2	6	25	43	28	6	5	1	0	0	117
6:00	1	1	4	12	38	67	93	39	16	1	0	0	0	272
7:00	2	1	16	44	111	196	151	69	10	1	1	0	0	602
8:00	2	1	3	36	147	212	208	65	10	4	0	0	0	688
9:00	1	0	7	48	107	189	192	54	16	3	0	0	0	617
10:00	9	41	111	129	143	123	62	16	3	0	0	0	0	637
11:00	5	47	130	188	184	113	51	13	0	0	0	0	0	731
12:00 PM	29	111	164	207	169	118	32	11	0	0	0	0	0	841
13:00	1	14	50	112	198	168	124	43	8	0	0	0	0	718
14:00	3	15	54	159	195	172	116	26	10	2	1	0	0	753
15:00	4	6	49	191	228	158	81	30	4	0	0	0	0	751
16:00	1	7	45	125	171	182	124	39	6	1	0	0	0	701
17:00	0	5	10	93	253	289	103	52	8	1	0	0	0	814
18:00	2	2	19	63	256	275	112	31	4	2	0	0	0	766
19:00	1	1	6	32	163	288	134	41	11	0	0	0	0	677
20:00	0	1	3	33	121	178	110	43	13	2	0	0	0	504
21:00	0	0	4	8	60	174	145	52	10	3	0	0	0	456
22:00	0	0	2	7	45	94	102	50	9	0	0	0	0	309
23:00	0	1	0	3	15	38	53	45	6	2	0	0	0	163
Totals	61	255	677	1495	2628	3113	2084	800	171	39	3			11326
% of Totals	1%	2%	6%	13%	23%	27%	18%	7%	2%	0%	0%			100%

AM Volumes	20	92	271	462	754	979	848	337	82	26	2	0	0	3873		
% AM	0%	1%	2%	4%	7%	9%	7%	3%	1%	0%	0%			34%		
AM Peak Hour	10:00	11:00	11:00	11:00	11:00	8:00	8:00	7:00	6:00	5:00	5:00			11:00		
Volume	9	47	130	188	184	212	208	69	16	5	1			731		
PM Volumes	41	163	406	1033	1874	2134	1236	463	89	13	1	0	0	7453		
% PM	0%	1%	4%	9%	17%	19%	11%	4%	1%	0%	0%			66%		
PM Peak Hour	12:00	12:00	12:00	12:00	18:00	17:00	21:00	17:00	20:00	21:00	14:00			12:00		
Volume	29	111	164	207	256	289	145	52	13	3	1			841		
Directional Peak Periods		AM 7-9				NOON 12-2				PM 4-6				Off Peak Volumes		
All Speeds		Volume			%	Volume			%	Volume			%	Volume		
		1290	↔		11%	1559	↔		14%	1515	↔		13%	6962	↔ 61%	

Street Name	Direction	Percentiles					
		15th	50th	Average	85th	95th	ADT
W Olive Ave	East Bound	27	35	34	41	45	10860
W Olive Ave	West Bound	27	36	35	43	48	11326

SPEED

W Olive Ave Bet. N Griffith Park Dr & S Virginia Ave

Day: Thursday

Date: 2/3/2022

City: Burbank

Project #: CA22_020022_025

Summary

Time	< 15	15 - 19	20 - 24	25 - 29	30 - 34	35 - 39	40 - 44	45 - 49	50 - 54	55 - 59	60 - 64	65 - 69	70 +	Total
0:00 AM	0	0	4	0	13	35	36	28	8	4	0	0	0	128
1:00	0	0	2	1	5	20	20	13	5	2	0	0	0	68
2:00	0	0	1	1	8	10	19	22	4	1	0	0	0	66
3:00	0	0	0	4	6	11	13	8	2	3	0	0	0	47
4:00	0	0	0	1	5	15	16	15	5	4	1	0	0	62
5:00	0	1	0	4	16	45	62	39	9	5	1	0	0	182
6:00	1	1	7	20	65	131	142	60	23	1	1	0	0	452
7:00	5	2	29	78	193	330	248	99	22	2	1	0	0	1009
8:00	4	12	35	99	272	391	316	88	17	6	1	0	0	1241
9:00	4	8	29	103	253	381	301	77	24	3	0	0	0	1183
10:00	10	49	155	255	308	313	139	30	8	1	0	0	0	1268
11:00	6	62	163	290	421	308	114	23	0	0	0	0	0	1387
12:00 PM	31	131	220	299	433	348	118	27	0	0	0	0	0	1607
13:00	5	25	83	201	427	385	198	70	11	0	0	0	0	1405
14:00	9	28	105	274	465	397	228	40	12	2	1	0	0	1561
15:00	21	41	114	341	511	390	166	50	7	1	0	0	0	1642
16:00	14	45	105	249	415	435	243	63	12	2	0	0	0	1583
17:00	8	38	75	239	557	537	198	78	11	2	0	0	0	1743
18:00	4	13	65	215	524	553	216	55	6	2	0	0	0	1653
19:00	7	14	40	120	387	519	235	71	17	2	0	0	0	1412
20:00	4	10	27	86	246	318	171	60	17	2	0	0	0	941
21:00	2	6	21	49	147	261	186	64	14	3	0	0	0	753
22:00	0	8	15	35	106	157	130	58	9	0	0	0	0	518
23:00	0	4	7	18	50	71	69	48	6	2	0	0	0	275
Totals	135	498	1302	2982	5833	6361	3584	1186	249	50	6			22186
% of Totals	1%	2%	6%	13%	26%	29%	16%	5%	1%	0%	0%			100%

AM Volumes	30	135	425	856	1565	1990	1426	502	127	32	5	0	0	7093		
% AM	0%	1%	2%	4%	7%	9%	6%	2%	1%	0%	0%			32%		
AM Peak Hour	10:00	11:00	11:00	11:00	11:00	8:00	8:00	7:00	9:00	8:00	4:00			11:00		
Volume	10	62	163	290	421	391	316	99	24	6	1			1387		
PM Volumes	105	363	877	2126	4268	4371	2158	684	122	18	1	0	0	15093		
% PM	0%	2%	4%	10%	19%	20%	10%	3%	1%	0%	0%			68%		
PM Peak Hour	12:00	12:00	12:00	15:00	17:00	18:00	16:00	17:00	19:00	21:00	14:00			17:00		
Volume	31	131	220	341	557	553	243	78	17	3	1			1743		
Directional Peak Periods		AM 7-9				NOON 12-2				PM 4-6			Off Peak Volumes			
All Speeds		Volume	↔		%	Volume	↔		%	Volume	↔		%	Volume	↔	
		2250			10%	3012			14%	3326			15%	13598		

Street Name	Direction	Percentiles					
		15th	50th	Average	85th	95th	ADT
W Olive Ave	Summary	27	35	35	42	47	22186

VOLUME

W Olive Ave Bet. N Griffith Park Dr & S Virginia Ave

Day: Thursday
 Date: 2/3/2022

City: Burbank
 Project #: CA22_020022_025

DAILY TOTALS					NB	SB	EB	WB	Total						
					0	0	10,860	11,326	22,186						
AM Period	NB	SB	EB	WB	TOTAL	PM Period	NB	SB	EB	WB	TOTAL				
0:00	0	0	16	19	35	12:00	0	0	186	195	381				
0:15	0	0	16	21	37	12:15	0	0	190	221	411				
0:30	0	0	16	18	34	12:30	0	0	191	208	399				
0:45	0	0	6	54	16	74	12:45	0	0	199	766	217	841	416	1607
1:00	0	0	5	12	17	13:00	0	0	182	201	383				
1:15	0	0	12	5	17	13:15	0	0	140	193	333				
1:30	0	0	13	7	20	13:30	0	0	189	153	342				
1:45	0	0	6	36	8	32	13:45	0	0	176	687	171	718	347	1405
2:00	0	0	11	11	22	14:00	0	0	171	185	356				
2:15	0	0	8	6	14	14:15	0	0	219	171	390				
2:30	0	0	7	13	20	14:30	0	0	203	208	411				
2:45	0	0	4	30	6	36	14:45	0	0	215	808	189	753	404	1561
3:00	0	0	7	8	15	15:00	0	0	226	179	405				
3:15	0	0	3	3	6	15:15	0	0	244	190	434				
3:30	0	0	4	6	10	15:30	0	0	213	187	400				
3:45	0	0	9	23	7	24	15:45	0	0	208	891	195	751	403	1642
4:00	0	0	2	7	9	16:00	0	0	225	176	401				
4:15	0	0	3	11	14	16:15	0	0	195	169	364				
4:30	0	0	5	6	11	16:30	0	0	211	174	385				
4:45	0	0	9	19	19	43	16:45	0	0	251	882	182	701	433	1583
5:00	0	0	8	26	34	17:00	0	0	216	198	414				
5:15	0	0	20	27	47	17:15	0	0	243	208	451				
5:30	0	0	13	34	47	17:30	0	0	210	215	425				
5:45	0	0	24	65	30	117	17:45	0	0	260	929	193	814	453	1743
6:00	0	0	34	43	77	18:00	0	0	217	207	424				
6:15	0	0	33	52	85	18:15	0	0	229	178	407				
6:30	0	0	42	83	125	18:30	0	0	235	192	427				
6:45	0	0	71	180	94	272	18:45	0	0	206	887	189	766	395	1653
7:00	0	0	64	104	168	19:00	0	0	212	170	382				
7:15	0	0	78	130	208	19:15	0	0	188	167	355				
7:30	0	0	113	174	287	19:30	0	0	173	163	336				
7:45	0	0	152	407	194	602	19:45	0	0	162	735	177	677	339	1412
8:00	0	0	155	183	338	20:00	0	0	125	147	272				
8:15	0	0	115	177	292	20:15	0	0	118	148	266				
8:30	0	0	129	164	293	20:30	0	0	95	90	185				
8:45	0	0	154	553	164	688	20:45	0	0	99	437	119	504	218	941
9:00	0	0	136	129	265	21:00	0	0	79	120	199				
9:15	0	0	126	177	303	21:15	0	0	73	134	207				
9:30	0	0	129	156	285	21:30	0	0	82	85	167				
9:45	0	0	175	566	155	617	21:45	0	0	63	297	117	456	180	753
10:00	0	0	155	137	292	22:00	0	0	60	84	144				
10:15	0	0	148	172	320	22:15	0	0	54	88	142				
10:30	0	0	151	170	321	22:30	0	0	53	69	122				
10:45	0	0	177	631	158	637	22:45	0	0	42	209	68	309	110	518
11:00	0	0	155	157	312	23:00	0	0	37	42	79				
11:15	0	0	158	174	332	23:15	0	0	25	30	55				
11:30	0	0	170	190	360	23:30	0	0	27	43	70				
11:45	0	0	173	656	210	731	23:45	0	0	23	112	48	163	71	275
TOTALS			3220	3873	7093	TOTALS			7640	7453	15093				
SPLIT %			45.4%	54.6%	32.0%	SPLIT %			50.6%	49.4%	68.0%				

DAILY TOTALS					NB	SB	EB	WB	Total		
					0	0	10,860	11,326	22,186		
AM Peak Hour			11:45	11:45	11:45	PM Peak Hour			17:45	12:15	17:15
AM Pk Volume			740	834	1574	PM Pk Volume			941	847	1753
Pk Hr Factor			0.969	0.943	0.957	Pk Hr Factor			0.905	0.958	0.967
7 - 9 Volume	0	0	960	1290	2250	4 - 6 Volume	0	0	1811	1515	3326
7 - 9 Peak Hour			8:00	7:30	7:45	4 - 6 Peak Hour			17:00	17:00	17:00
7 - 9 Pk Volume	0	0	553	728	1269	4 - 6 Pk Volume	0	0	929	814	1743
Pk Hr Factor	0.000	0.000	0.892	0.938	0.917	Pk Hr Factor	0.000	0.000	0.893	0.947	0.962

