

Technical drawing illustrating the installation of speed bumps on a road, showing plan and detail views.

**Plan View (Top):**

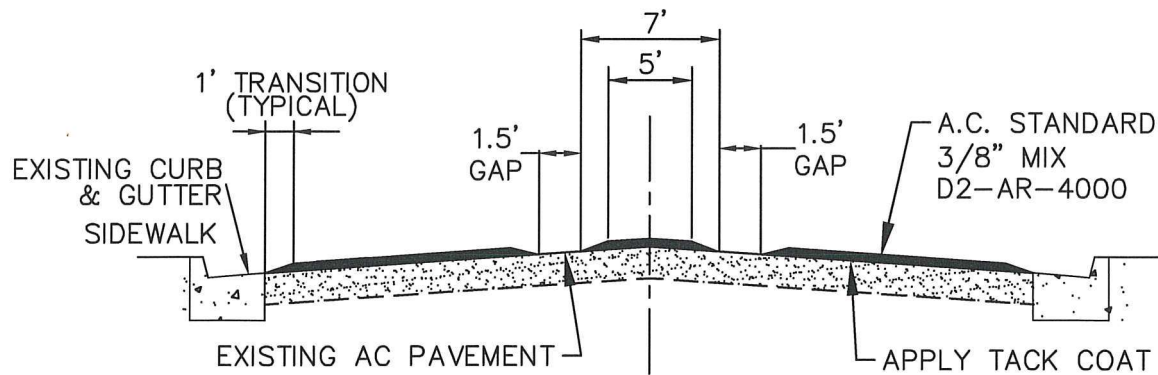
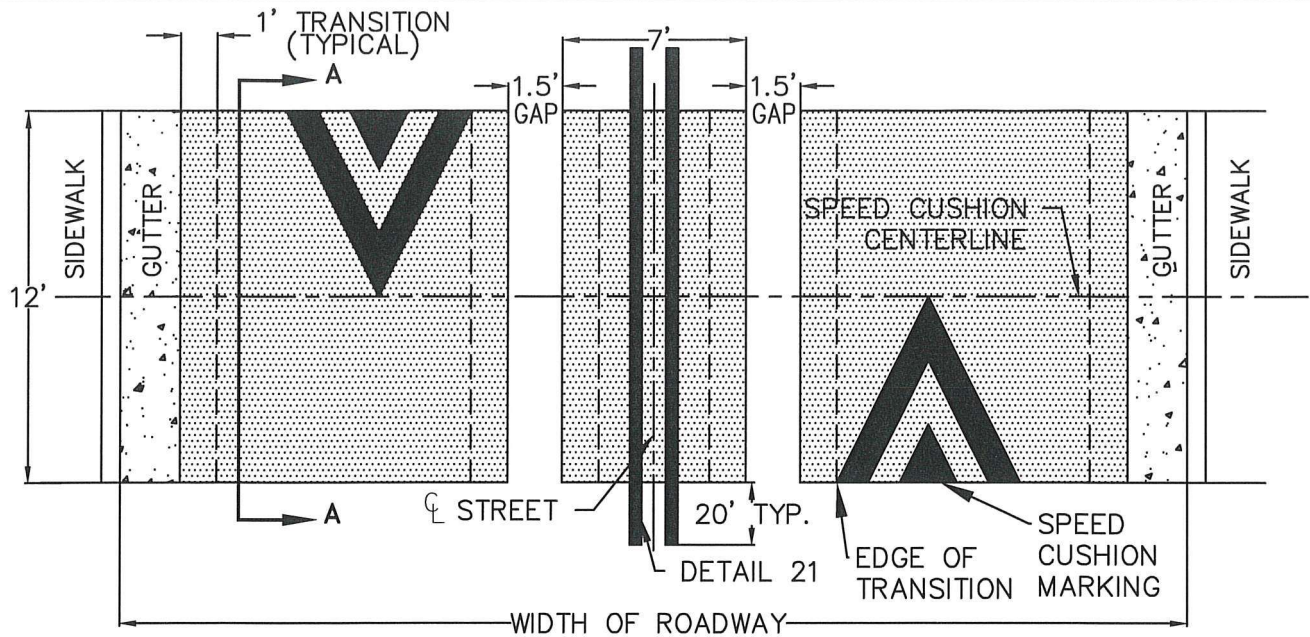
- Shows two lanes of traffic separated by a dashed center line.
- Two speed bumps are shown, each consisting of a rectangular cushion (stippled pattern) and a triangular marking (solid black).
- Dimensions: 12' between bump centers, 50' from bump center to lane edge, and 20' TYP. for the cushion width.
- Labels: "BUMP" (vertical text), "W84(CA) W13-1" (pointing to the cushion), and "W84(CA) W13-1" (pointing to the triangular marking).
- Distance between bumps: 250' to 300'.
- Distance from bump to edge: ±200'-250'.
- Label: "VARIES" (pointing to the distance from bump to edge).
- Reference: "INSTALL DETAIL 21 PER CALTRANS STD PLAN A20A" (pointing to the cushion).

**Detail Views (Bottom):**

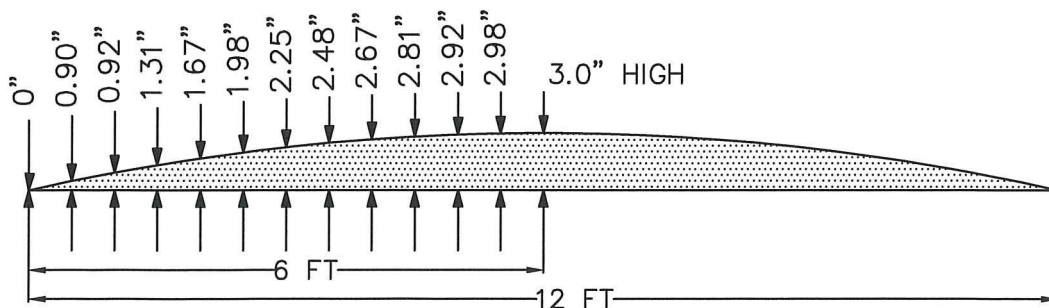
- MARKING DETAIL 1:** Shows the triangular marking with dimensions: 6' base, 6' height, 16" top width, and 12" bottom width. Label: "12" SOLID WHITE" (pointing to the triangle).
- MARKING DETAIL 2:** Shows the rectangular cushion with dimensions: 7'-4" width, 8' height, and 4" bottom width. Label: "12" SOLID WHITE" (pointing to the cushion).

**Signage (Bottom Left):**

- Advance sign: "SPEED BUMPS AHEAD" (diamond shape, W84(CA) 30"x30").
- Speed limit sign: "15 MPH" (rectangular, W13-1(15) 18"x18").
- Label: "ADVANCE SIGNS NOT TO SCALE" (pointing to the signs).
- Label: "ADVANCE SIGN TO BE PLACED AHEAD OF FIRST SPEED CUSHION FROM EACH DIRECTION" (pointing to the advance sign).



SPEED CUSHION CROSS-SECTION  
(NOT TO SCALE)



SECTION A-A  
(not to scale)

DRAFT 10/15/2021

# CITY OF BURBANK – PUBLIC WORKS DEPARTMENT

## STANDARD 3.0" SPEED CUSHION

APPROVED BY:

PUBLIC WORKS DIRECTOR

DATE

STANDARD PLAN

BT-417

SHEET 2 OF 2