Appendix A

Average Daily Traffic and Speeds

January 2022

Prepared by National Data & Surveying Services

SPEED

S Edison Blvd Bet. S Brighton St & S Buena Vista St

Day: Tuesday
Date: 1/18/2022

City: Burbank
Project #: CA22_020022_002n

North Bound

Time	< 15	15 - 19	20 - 24	25 - 29	30 - 34	35 - 39	40 - 44	45 - 49	50 - 54	55 - 59	60 - 64	65 - 69	70 +	Total
00:00 AM	0	0	0	0	0	0	0	0	0	0	0	0	0	0
00:15	0	0	0	0	0	0	0	0	0	0	0	0	0	0
00:30	0	0	0	0	0	0	0	0	0	0	0	0	0	0
00:45	0	0	0	0	0	0	0	0	0	0	0	0	0	0
01:00	0	0	0	0	0	0	0	0	0	0	0	0	0	0
01:15	0	0	0	0	0	0	0	0	0	0	0	0	0	0
01:30	0	0	0	0	0	0	0	0	0	0	0	0	0	0
01:45	0	0	0	0	0	0	0	0	0	0	0	0	0	0
02:00	0	0	0	0	0	0	0	0	0	0	0	0	0	0
02:15	0	0	0	0	0	0	0	0	0	0	0	0	0	0
02:30	0	0	0	0	0	0	0	0	0	0	0	0	0	0
02:45	0	0	0	0	0	0	0	0	0	0	0	0	0	0
03:00	0	0	0	0	0	0	0	0	0	0	0	0	0	0
03:15	0	0	0	0	0	0	0	0	0	0	0	0	0	0
03:30	0	0	0	0	0	0	0	0	0	0	0	0	0	0
03:45	0	0	0	0	0	0	0	0	0	0	0	0	0	0
04:00	0	0	0	0	0	0	0	0	0	0	0	0	0	0
04:15	0	0	0	0	0	0	0	0	0	0	0	0	0	0
04:30	0	0	0	0	0	0	0	0	0	0	0	0	0	0
04:45	0	0	0	0	0	0	0	0	0	0	0	0	0	0
05:00	0	0	0	0	0	0	0	0	0	0	0	0	0	0
05:15	0	0	0	0	0	0	0	0	0	0	0	0	0	0
05:30	0	0	0	0	0	0	0	0	0	0	0	0	0	0
05:45	0	0	0	0	0	0	0	0	0	0	0	0	0	0
06:00	0	0	0	0	0	0	0	0	0	0	0	0	0	0
06:15	1	0	0	0	0	0	0	0	0	0	0	0	0	1
06:30	0	0	0	0	0	0	0	0	0	0	0	0	0	0
06:45	0	0	0	0	0	0	0	0	0	0	0	0	0	0
07:00	1	0	0	1	0	0	0	0	0	0	0	0	0	2
07:15	0	0	2	1	0	0	0	0	0	0	0	0	0	3
07:30	1	1	0	1	0	0	0	0	0	0	0	0	0	3
07:45	2	5	2	3	0	0	0	0	0	0	0	0	0	12
08:00	1	3	3	3	2	0	0	0	0	0	0	0	0	12
08:15	2	2	0	1	1	0	0	0	0	0	0	0	0	6
08:30	0	1	0	1	1	0	0	0	0	0	0	0	0	3
08:45	2	0	0	3	0	2	0	0	0	0	0	0	0	7
09:00	0	0	0	1	1	0	0	0	0	0	0	0	0	2
09:15	0	0	0	3	2	0	0	0	0	0	0	0	0	5
09:30	0	3	3	1	0	0	0	0	0	0	0	0	0	7
09:45	2	0	1	2	0	0	0	0	0	0	0	0	0	5
10:00	1	2	1	0	1	1	0	0	0	0	0	0	0	6
10:15	1	1	0	2	0	0	0	0	0	0	0	0	0	4
10:30	2	0	1	4	1	0	0	0	0	0	0	0	0	8
10:45	0	0	0	3	1	0	0	0	0	0	0	0	0	4
11:00	0	0	2	1	0	0	0	0	0	0	0	0	0	3
11:15	0	0	3	1	0	0	1	0	0	0	0	0	0	5
11:30	1	1	4	1	2	0	0	0	0	0	0	0	0	9
11:45	0	1	1	5	1	0	0	0	0	0	0	0	0	8
12:00 PM	1	0	2	1	0	1	0	0	0	0	0	0	0	5
12:15	1	0	3	5	1	0	0	0	0	0	0	0	0	10
12:30	1	0	3	2	2	0	0	0	0	0	0	0	0	8
12:45	3	0	1	3	1	1	0	0	0	0	0	0	0	9
13:00	0	0	6	4	2	0	0	0	0	0	0	0	0	12
13:15	1	2	5	4	1	0	0	0	0	0	0	0	0	13
13:30	3	1	1	1	1	0	0	0	0	0	0	0	0	7
13:45	5	4	4	0	1	0	0	0	0	0	0	0	0	14
14:00	0	4	3	3	0	1	0	0	0	0	0	0	0	11
14:15	1	1	4	5	1	0	0	0	0	0	0	0	0	12
14:30	1	1	3	5	0	0	0	0	0	0	0	0	0	10
14:45	1	1	3	3	0	0	0	0	0	0	0	0	0	8
15:00	6	2	2	5	1	0	0	0	0	0	0	0	0	16
15:15	1	3	2	1	0	0	0	0	0	0	0	0	0	7
15:30	1	1	3	4	2	0	0	0	0	0	0	0	0	11
15:45	3	1	0	5	3	0	0	0	0	0	0	0	0	12
16:00	0	1	1	2	1	0	0	0	0	0	0	0	0	5
16:15	3	0	3	3	1	1	0	0	0	0	0	0	0	11
16:30	0	3	5	3	0	0	0	0	0	0	0	0	0	11
16:45	1	3	5	2	0	0	0	0	0	0	0	0	0	11
17:00	0	4	4	3	1	0	0	0	0	0	0	0	0	12
17:15	0	1	3	2	1	0	0	0	0	0	0	0	0	7
17:30	1	2	1	2	1	0	0	0	0	0	0	0	0	7
17:45	1	0	2	0	0	0	0	0	0	0	0	0	0	3
18:00	0	2	3	5	1	0	0	0	0	0	0	0	0	11
18:15	0	0	2	1	1	0	0	0	0	0	0	0	0	4
18:30	1	0	1	2	1	0	0	0	0	0	0	0	0	5
18:45	0	1	0	2	1	0	0	0	0	0	0	0	0	4
19:00	1	1	0	2	1	0	0	0	0	0	0	0	0	5
19:15	0	0	1	2	0	0	0	0	0	0	0	0	0	3
19:30	0	0	1	2	1	0	0	0	0	0	0	0	0	4
19:45	0	0	0	4	0	0	0	0	0	0	0	0	0	4
20:00	0	0	1	1	0	0	0	0	0	0	0	0	0	2
20:15	1	2	0	2	0	1	0	0	0	0	0	0	0	6
20:30	3	0	0	0	1	0	0	0	0	0	0	0	0	4
20:45	0	0	1	1	0	0	0	0	0	0	0	0	0	2
21:00	1	0	1	0	1	0	0	0	0	0	0	0	0	3
21:15	0	0	0	0	0	0	0	0	0	0	0	0	0	0
21:30	2	0	1	1	0	0	0	0	0	0	0	0	0	4
21:45	0	0	0	0	0	0	0	0	0	0	0	0	0	0
22:00	0	1	1	0	0	0	0	0	0	0	0	0	0	2
22:15	0	0	0	0	0	0	0	0	0	0	0	0	0	0
22:30	0	0	0	0	0	0	0	0	0	0	0	0	0	0
22:45	0	0	0	0	0	0	0	0	0	0	0	0	0	0
23:00	0	0	0	0	1	0	0	0	0	0	0	0	0	1
23:15	0	0	0	0	0	0	0	0	0	0	0	0	0	0
23:30	0	0	0	0	0	0	0	0	0	0	0	0	0	0
23:45	0	0	1	1	0	0	0	0	0	0	0	0	0	2
Totals	61	62	106	132	41	8	1							413
% of Totals	15%	15%	26%	32%	10%	2%	0%							100%

AM Volumes	17	20	23	38	13	3	1	0	0	0	0	0	0	115
% AM	4%	5%	6%	9%	3%	1%	0%							28%
AM Peak Hour	07:30	07:30	11:00	11:45	07:45	08:00	10:30							07:30
Volume	6	11	10	13	4	2	1							33
PM Volumes	44	42	83	94	30	5	0	0	0	0	0	0	0	298
% PM	11%	10%	20%	23%	7%	1%								72%
PM Peak Hour	15:00	13:15	16:15	14:15	15:30	12:00								13:45
Volume	11	11	17	18	7	2								47

Directional Peak Periods	AM 7-9			NOON 12-2			PM 4-6			Off Peak Volumes		
All Classes	Volume	⟷	%	Volume	⟷	%	Volume	⟷	%	Volume	⟷	%
	48		12%	78		19%	67		16%	220		53%

Street Name	Direction	Percentiles					
		15th	50th	Average	85th	95th	ADT
S Edison Blvd	North Bound	15	24	23	30	34	413
S Edison Blvd	South Bound	16	23	23	30	34	255

ATTACHMENT 3 - 2

Prepared by National Data & Surveying Services

SPEED

S Edison Blvd Bet. S Brighton St & S Buena Vista St

Day: Tuesday
Date: 1/18/2022

City: Burbank
Project #: CA22_020022_002s

South Bound

Time	< 15	15 - 19	20 - 24	25 - 29	30 - 34	35 - 39	40 - 44	45 - 49	50 - 54	55 - 59	60 - 64	65 - 69	70 +	Total
00:00 AM	0	0	0	0	0	0	0	0	0	0	0	0	0	0
00:15	0	0	1	0	0	0	0	0	0	0	0	0	0	1
00:30	0	1	0	0	0	0	0	0	0	0	0	0	0	1
00:45	0	0	0	0	0	0	0	0	0	0	0	0	0	0
01:00	0	0	0	0	0	0	0	0	0	0	0	0	0	0
01:15	0	0	0	1	0	0	0	0	0	0	0	0	0	1
01:30	0	0	0	0	0	0	0	0	0	0	0	0	0	0
01:45	0	0	0	0	0	0	0	0	0	0	0	0	0	0
02:00	0	0	0	0	0	0	0	0	0	0	0	0	0	0
02:15	0	0	0	0	0	0	0	0	0	0	0	0	0	0
02:30	0	1	0	0	0	0	0	0	0	0	0	0	0	1
02:45	0	0	0	0	0	0	0	0	0	0	0	0	0	0
03:00	0	0	0	1	0	0	0	0	0	0	0	0	0	1
03:15	0	0	0	0	1	0	0	0	0	0	0	0	0	1
03:30	0	0	0	0	1	0	0	0	0	0	0	0	0	1
03:45	0	0	1	1	0	0	0	0	0	0	0	0	0	2
04:00	0	0	0	0	0	0	0	0	0	0	0	0	0	0
04:15	0	0	0	0	0	0	0	0	0	0	0	0	0	0
04:30	0	0	0	0	0	0	0	0	0	0	0	0	0	0
04:45	0	0	0	2	0	0	0	0	0	0	0	0	0	2
05:00	0	1	0	0	0	0	0	0	0	0	0	0	0	1
05:15	0	0	1	1	0	0	0	0	0	0	0	0	0	2
05:30	0	0	0	0	0	0	0	0	0	0	0	0	0	0
05:45	0	0	1	0	0	0	0	0	0	0	0	0	0	1
06:00	0	0	0	0	0	0	0	0	0	0	0	0	0	0
06:15	0	0	0	1	0	0	0	0	0	0	0	0	0	1
06:30	0	0	0	1	1	0	0	0	0	0	0	0	0	2
06:45	0	1	1	0	0	0	0	0	0	0	0	0	0	2
07:00	0	0	2	0	0	0	0	0	0	0	0	0	0	2
07:15	0	0	0	0	1	0	0	0	0	0	0	0	0	1
07:30	0	1	0	2	0	0	0	0	0	0	0	0	0	3
07:45	2	4	4	4	1	0	0	0	0	0	0	0	0	15
08:00	4	0	0	0	0	0	0	0	0	0	0	0	0	4
08:15	2	1	2	1	0	0	0	0	0	0	0	0	0	6
08:30	1	2	3	0	0	0	0	0	0	0	0	0	0	6
08:45	0	1	1	0	0	0	0	0	0	0	0	0	0	2
09:00	0	0	2	2	0	0	0	0	0	0	0	0	0	4
09:15	0	3	1	0	0	1	0	0	0	0	0	0	0	5
09:30	0	3	2	0	0	0	0	0	0	0	0	0	0	5
09:45	0	0	1	0	0	0	0	0	0	0	0	0	0	1
10:00	1	0	0	3	0	0	0	0	0	0	0	0	0	4
10:15	3	2	1	2	0	0	0	0	0	0	0	0	0	8
10:30	0	0	2	0	0	0	0	0	0	0	0	0	0	2
10:45	2	1	1	0	1	0	0	0	0	0	0	0	0	5
11:00	3	0	1	3	0	1	0	0	0	0	0	0	0	8
11:15	0	0	0	1	0	0	0	0	0	0	0	0	0	1
11:30	0	0	1	2	2	0	0	0	0	0	0	0	0	5
11:45	0	1	3	1	2	0	0	0	0	0	0	0	0	7
12:00 PM	0	0	1	2	0	0	0	0	0	0	0	0	0	3
12:15	0	1	1	1	0	0	0	0	0	0	0	0	0	3
12:30	0	2	3	0	3	0	0	0	0	0	0	0	0	8
12:45	1	0	2	1	0	0	0	0	0	0	0	0	0	4
13:00	0	1	2	2	1	0	0	0	0	0	0	0	0	6
13:15	1	2	1	0	3	0	0	0	0	0	0	0	0	7
13:30	0	2	2	1	2	0	0	0	0	0	0	0	0	7
13:45	1	3	2	3	0	0	0	0	0	0	0	0	0	9
14:00	1	0	1	2	0	0	0	0	0	0	0	0	0	4
14:15	2	1	5	2	2	0	0	0	0	0	0	0	0	12
14:30	1	0	0	1	1	0	0	0	0	0	0	0	0	3
14:45	0	1	1	2	1	1	0	0	0	0	0	0	0	6
15:00	1	1	0	0	3	0	0	0	0	0	0	0	0	5
15:15	1	2	0	0	0	0	0	0	0	0	0	0	0	3
15:30	0	0	0	0	1	0	0	0	0	0	0	0	0	1
15:45	1	1	0	0	0	0	0	0	0	0	0	0	0	2
16:00	0	0	1	0	0	0	0	0	0	0	0	0	0	1
16:15	0	1	0	1	0	0	0	0	0	0	0	0	0	2
16:30	0	1	0	2	1	0	0	0	0	0	0	0	0	4
16:45	0	1	1	1	0	1	0	0	0	0	0	0	0	4
17:00	0	1	0	3	1	0	0	0	0	0	0	0	0	5
17:15	0	0	0	4	0	0	0	0	0	0	0	0	0	4
17:30	0	1	2	0	0	0	0	0	0	0	0	0	0	3
17:45	1	0	0	0	1	0	0	0	0	0	0	0	0	2
18:00	1	0	1	0	0	1	0	0	0	0	0	0	0	3
18:15	0	0	0	0	0	0	0	0	0	0	0	0	0	0
18:30	0	1	0	0	1	0	0	0	0	0	0	0	0	2
18:45	0	0	0	1	1	0	0	0	0	0	0	0	0	2
19:00	0	1	0	1	0	0	0	0	0	0	0	0	0	2
19:15	0	0	1	0	0	0	0	0	0	0	0	0	0	1
19:30	0	0	0	2	1	0	0	0	0	0	0	0	0	3
19:45	0	0	0	0	0	0	0	0	0	0	0	0	0	0
20:00	0	1	1	0	1	0	0	0	0	0	0	0	0	3
20:15	0	0	2	0	0	0	0	0	0	0	0	0	0	2
20:30	0	1	0	2	1	0	0	0	0	0	0	0	0	4
20:45	0	0	0	0	0	0	0	0	0	0	0	0	0	0
21:00	0	1	0	0	0	0	0	0	0	0	0	0	0	1
21:15	0	0	1	0	0	0	0	0	0	0	0	0	0	1
21:30	1	0	0	0	1	0	0	0	0	0	0	0	0	2
21:45	0	0	0	1	0	0	0	0	0	0	0	0	0	1
22:00	0	0	1	0	0	0	0	0	0	0	0	0	0	1
22:15	0	0	0	0	0	0	0	0	0	0	0	0	0	0
22:30	0	0	0	0	0	0	0	0	0	0	0	0	0	0
22:45	0	0	1	0	0	0	0	0	0	0	0	0	0	1
23:00	0	0	1	0	0	0	0	0	0	0	0	0	0	1
23:15	0	0	0	0	0	0	0	0	0	0	0	0	0	0
23:30	1	0	0	0	0	0	0	0	0	0	0	0	0	1
23:45	0	1	0	1	0	0	0	0	0	0	0	0	0	2
Totals	32	51	66	65	36	5								255
% of Totals	13%	20%	26%	25%	14%	2%								100%

AM Volumes	18	23	32	29	10	2	0	0	0	0	0	0	0	114
% AM	7%	9%	13%	11%	4%	1%								45%
AM Peak Hour	07:45	07:45	07:45	07:30	11:45	08:30								07:45
Volume	9	7	9	7	5	1								31
PM Volumes	14	28	34	36	26	3	0	0	0	0	0	0	0	141
% PM	5%	11%	13%	14%	10%	1%								55%
PM Peak Hour	13:45	13:00	13:30	16:30	12:30	14:00								13:30
Volume	5	8	10	10	7	1								32

Directional Peak Periods	AM 7-9			NOON 12-2			PM 4-6			Off Peak Volumes		
All Classes	Volume	⟷	%	Volume	⟷	%	Volume	⟷	%	Volume	⟷	%
	39		15%	47		18%	25		10%	144		56%

Street Name	Direction	Percentiles					
		15th	50th	Average	85th	95th	ADT
S Edison Blvd	North Bound	15	24	23	30	34	413
S Edison Blvd	South Bound	16	23	23	30	34	255

ATTACHMENT 3 - 3

Prepared by National Data & Surveying Services

SPEED

S Edison Blvd Bet. S Brighton St & S Buena Vista St

Day: Tuesday
Date: 1/18/2022

City: Burbank
Project #: CA22_020022_002

Summary

Time	< 15	15 - 19	20 - 24	25 - 29	30 - 34	35 - 39	40 - 44	45 - 49	50 - 54	55 - 59	60 - 64	65 - 69	70 +	Total
00:00 AM	0	0	0	0	0	0	0	0	0	0	0	0	0	0
00:15	0	0	1	0	0	0	0	0	0	0	0	0	0	1
00:30	0	1	0	0	0	0	0	0	0	0	0	0	0	1
00:45	0	0	0	0	0	0	0	0	0	0	0	0	0	0
01:00	0	0	0	0	0	0	0	0	0	0	0	0	0	0
01:15	0	0	0	1	0	0	0	0	0	0	0	0	0	1
01:30	0	0	0	0	0	0	0	0	0	0	0	0	0	0
01:45	0	0	0	0	0	0	0	0	0	0	0	0	0	0
02:00	0	0	0	0	0	0	0	0	0	0	0	0	0	0
02:15	0	0	0	0	0	0	0	0	0	0	0	0	0	0
02:30	0	1	0	0	0	0	0	0	0	0	0	0	0	1
02:45	0	0	0	0	0	0	0	0	0	0	0	0	0	0
03:00	0	0	0	1	0	0	0	0	0	0	0	0	0	1
03:15	0	0	0	0	1	0	0	0	0	0	0	0	0	1
03:30	0	0	0	0	1	0	0	0	0	0	0	0	0	1
03:45	0	0	1	1	0	0	0	0	0	0	0	0	0	2
04:00	0	0	0	0	0	0	0	0	0	0	0	0	0	0
04:15	0	0	0	0	0	0	0	0	0	0	0	0	0	0
04:30	0	0	0	0	0	0	0	0	0	0	0	0	0	0
04:45	0	0	0	2	0	0	0	0	0	0	0	0	0	2
05:00	0	1	0	0	0	0	0	0	0	0	0	0	0	1
05:15	0	0	1	1	0	0	0	0	0	0	0	0	0	2
05:30	0	0	0	0	0	0	0	0	0	0	0	0	0	0
05:45	0	0	1	0	0	0	0	0	0	0	0	0	0	1
06:00	0	0	0	0	0	0	0	0	0	0	0	0	0	0
06:15	1	0	0	1	0	0	0	0	0	0	0	0	0	2
06:30	0	0	0	1	1	0	0	0	0	0	0	0	0	2
06:45	0	1	1	0	0	0	0	0	0	0	0	0	0	2
07:00	1	0	2	1	0	0	0	0	0	0	0	0	0	4
07:15	0	0	2	1	1	0	0	0	0	0	0	0	0	4
07:30	1	2	0	3	0	0	0	0	0	0	0	0	0	6
07:45	4	9	6	7	1	0	0	0	0	0	0	0	0	27
08:00	5	3	3	3	2	0	0	0	0	0	0	0	0	16
08:15	4	3	2	2	1	0	0	0	0	0	0	0	0	12
08:30	1	3	3	1	1	0	0	0	0	0	0	0	0	9
08:45	2	1	1	3	0	2	0	0	0	0	0	0	0	9
09:00	0	0	2	3	1	0	0	0	0	0	0	0	0	6
09:15	0	3	1	3	2	1	0	0	0	0	0	0	0	10
09:30	0	6	5	1	0	0	0	0	0	0	0	0	0	12
09:45	2	0	2	2	0	0	0	0	0	0	0	0	0	6
10:00	2	2	1	3	1	1	0	0	0	0	0	0	0	10
10:15	4	3	1	4	0	0	0	0	0	0	0	0	0	12
10:30	2	0	3	4	1	0	0	0	0	0	0	0	0	10
10:45	2	1	1	3	2	0	0	0	0	0	0	0	0	9
11:00	3	0	3	4	0	1	0	0	0	0	0	0	0	11
11:15	0	0	3	2	0	0	1	0	0	0	0	0	0	6
11:30	1	1	5	3	4	0	0	0	0	0	0	0	0	14
11:45	0	2	4	6	3	0	0	0	0	0	0	0	0	15
12:00 PM	1	0	3	3	0	1	0	0	0	0	0	0	0	8
12:15	1	1	4	6	1	0	0	0	0	0	0	0	0	13
12:30	1	2	6	2	5	0	0	0	0	0	0	0	0	16
12:45	4	0	3	4	1	1	0	0	0	0	0	0	0	13
13:00	0	1	8	6	3	0	0	0	0	0	0	0	0	18
13:15	2	4	6	4	4	0	0	0	0	0	0	0	0	20
13:30	3	3	3	2	3	0	0	0	0	0	0	0	0	14
13:45	6	7	6	3	1	0	0	0	0	0	0	0	0	23
14:00	1	4	4	5	0	1	0	0	0	0	0	0	0	15
14:15	3	2	9	7	3	0	0	0	0	0	0	0	0	24
14:30	2	1	3	6	1	0	0	0	0	0	0	0	0	13
14:45	1	2	4	5	1	1	0	0	0	0	0	0	0	14
15:00	7	3	2	5	4	0	0	0	0	0	0	0	0	21
15:15	2	5	2	1	0	0	0	0	0	0	0	0	0	10
15:30	1	1	3	4	3	0	0	0	0	0	0	0	0	12
15:45	4	2	0	5	3	0	0	0	0	0	0	0	0	14
16:00	0	1	2	2	1	0	0	0	0	0	0	0	0	6
16:15	3	1	3	4	1	1	0	0	0	0	0	0	0	13
16:30	0	4	5	5	1	0	0	0	0	0	0	0	0	15
16:45	1	4	6	3	0	1	0	0	0	0	0	0	0	15
17:00	0	5	4	6	2	0	0	0	0	0	0	0	0	17
17:15	0	1	3	6	1	0	0	0	0	0	0	0	0	11
17:30	1	3	3	2	1	0	0	0	0	0	0	0	0	10
17:45	2	0	2	0	1	0	0	0	0	0	0	0	0	5
18:00	1	2	4	5	1	1	0	0	0	0	0	0	0	14
18:15	0	0	2	1	1	0	0	0	0	0	0	0	0	4
18:30	1	1	1	2	2	0	0	0	0	0	0	0	0	7
18:45	0	1	0	3	2	0	0	0	0	0	0	0	0	6
19:00	1	2	0	3	1	0	0	0	0	0	0	0	0	7
19:15	0	0	2	2	0	0	0	0	0	0	0	0	0	4
19:30	0	0	1	4	2	0	0	0	0	0	0	0	0	7
19:45	0	0	0	4	0	0	0	0	0	0	0	0	0	4
20:00	0	1	2	1	1	0	0	0	0	0	0	0	0	5
20:15	1	2	2	2	0	1	0	0	0	0	0	0	0	8
20:30	3	1	0	2	2	0	0	0	0	0	0	0	0	8
20:45	0	0	1	1	0	0	0	0	0	0	0	0	0	2
21:00	1	1	1	0	1	0	0	0	0	0	0	0	0	4
21:15	0	0	1	0	0	0	0	0	0	0	0	0	0	1
21:30	3	0	1	1	1	0	0	0	0	0	0	0	0	6
21:45	0	0	0	1	0	0	0	0	0	0	0	0	0	1
22:00	0	1	2	0	0	0	0	0	0	0	0	0	0	3
22:15	0	0	0	0	0	0	0	0	0	0	0	0	0	0
22:30	0	0	0	0	0	0	0	0	0	0	0	0	0	0
22:45	0	0	1	0	0	0	0	0	0	0	0	0	0	1
23:00	0	0	1	0	1	0	0	0	0	0	0	0	0	2
23:15	0	0	0	0	0	0	0	0	0	0	0	0	0	0
23:30	1	0	0	0	0	0	0	0	0	0	0	0	0	1
23:45	0	1	1	2	0	0	0	0	0	0	0	0	0	4
Totals	93	113	172	197	79	13	1							668
% of Totals	14%	17%	26%	29%	12%	2%	0%							100%

AM Volumes	35	43	55	67	23	5	1	0	0	0	0	0	0	229
% AM	5%	6%	8%	10%	3%	1%	0%							34%
AM Peak Hour	07:30	07:45	11:45	11:30	11:45	08:30	10:30							07:45
Volume	14	18	17	18	9	3	1							64
PM Volumes	58	70	117	130	56	8	0	0	0	0	0	0	0	439
% PM	9%	10%	18%	19%	8%	1%								66%
PM Peak Hour	15:00	13:15	12:30	14:00	12:30	12:00								13:30
Volume	14	18	23	23	13	2								76

Directional Peak Periods	AM 7-9			NOON 12-2			PM 4-6			Off Peak Volumes		
All Classes	Volume	⟷	%	Volume	⟷	%	Volume	⟷	%	Volume	⟷	%
	87	⟷	13%	125	⟷	19%	92	⟷	14%	364	⟷	54%

Street Name	Direction	Percentiles					
		15th	50th	Average	85th	95th	ADT
S Edison Blvd	Summary	15	24	23	30	34	668

ATTACHMENT 3 - 4

Prepared by National Data & Surveying Services

SPEED

S Edison Blvd Bet. S Brighton St & S Buena Vista St

Day: Tuesday
Date: 1/18/2022

City: Burbank
Project #: CA22_020022_002n

North Bound

Time	< 15	15 - 19	20 - 24	25 - 29	30 - 34	35 - 39	40 - 44	45 - 49	50 - 54	55 - 59	60 - 64	65 - 69	70 +	Total
00:00 AM	0	0	0	0	0	0	0	0	0	0	0	0	0	0
01:00	0	0	0	0	0	0	0	0	0	0	0	0	0	0
02:00	0	0	0	0	0	0	0	0	0	0	0	0	0	0
03:00	0	0	0	0	0	0	0	0	0	0	0	0	0	0
04:00	0	0	0	0	0	0	0	0	0	0	0	0	0	0
05:00	0	0	0	0	0	0	0	0	0	0	0	0	0	0
06:00	1	0	0	0	0	0	0	0	0	0	0	0	0	1
07:00	4	6	4	6	0	0	0	0	0	0	0	0	0	20
08:00	5	6	3	8	4	2	0	0	0	0	0	0	0	28
09:00	2	3	4	7	3	0	0	0	0	0	0	0	0	19
10:00	4	3	2	9	3	1	0	0	0	0	0	0	0	22
11:00	1	2	10	8	3	0	1	0	0	0	0	0	0	25
12:00 PM	6	0	9	11	4	2	0	0	0	0	0	0	0	32
13:00	9	7	16	9	5	0	0	0	0	0	0	0	0	46
14:00	3	7	13	16	1	1	0	0	0	0	0	0	0	41
15:00	11	7	7	15	6	0	0	0	0	0	0	0	0	46
16:00	4	7	14	10	2	1	0	0	0	0	0	0	0	38
17:00	2	7	10	7	3	0	0	0	0	0	0	0	0	29
18:00	1	3	6	10	4	0	0	0	0	0	0	0	0	24
19:00	1	1	2	10	2	0	0	0	0	0	0	0	0	16
20:00	4	2	2	4	1	1	0	0	0	0	0	0	0	14
21:00	3	0	2	1	1	0	0	0	0	0	0	0	0	7
22:00	0	1	1	0	0	0	0	0	0	0	0	0	0	2
23:00	0	0	1	1	1	0	0	0	0	0	0	0	0	3
Totals	61	62	106	132	43	8	1							413
% of Totals	15%	15%	26%	32%	10%	2%	0%							100%

AM Volumes	17	20	23	38	13	3	1	0	0	0	0	0	0	115
% AM	4%	5%	6%	9%	3%	1%	0%							28%
AM Peak Hour	08:00	07:00	11:00	10:00	08:00	08:00	11:00							08:00
Volume	5	6	10	9	4	2	1							28
PM Volumes	44	42	83	94	30	5	0	0	0	0	0	0	0	298
% PM	11%	10%	20%	23%	7%	1%								72%
PM Peak Hour	15:00	13:00	13:00	14:00	15:00	12:00								13:00
Volume	11	7	16	16	6	2								46

Directional Peak Periods	AM 7-9			NOON 12-2			PM 4-6			Off Peak Volumes		
All Speeds	Volume		%	Volume		%	Volume		%	Volume		%
	48	↔	12%	78	↔	19%	67	↔	16%	220	↔	53%

Street Name	Direction	Percentiles					
		15th	50th	Average	85th	95th	ADT
S Edison Blvd	North Bound	15	24	23	30	34	413
S Edison Blvd	South Bound	16	23	23	30	34	255

Prepared by National Data & Surveying Services

SPEED

S Edison Blvd Bet. S Brighton St & S Buena Vista St

Day: Tuesday
Date: 1/18/2022

City: Burbank
Project #: CA22_020022_002s

South Bound

Time	< 15	15 - 19	20 - 24	25 - 29	30 - 34	35 - 39	40 - 44	45 - 49	50 - 54	55 - 59	60 - 64	65 - 69	70 +	Total
00:00 AM	0	1	1	0	0	0	0	0	0	0	0	0	0	2
01:00	0	0	0	1	0	0	0	0	0	0	0	0	0	1
02:00	0	1	0	0	0	0	0	0	0	0	0	0	0	1
03:00	0	0	1	2	2	0	0	0	0	0	0	0	0	5
04:00	0	0	0	2	0	0	0	0	0	0	0	0	0	2
05:00	0	1	2	1	0	0	0	0	0	0	0	0	0	4
06:00	0	1	1	2	1	0	0	0	0	0	0	0	0	5
07:00	2	5	6	6	2	0	0	0	0	0	0	0	0	21
08:00	7	4	6	1	0	0	0	0	0	0	0	0	0	18
09:00	0	6	6	2	0	1	0	0	0	0	0	0	0	15
10:00	6	3	4	5	1	0	0	0	0	0	0	0	0	19
11:00	3	1	5	7	4	1	0	0	0	0	0	0	0	21
12:00 PM	1	3	7	4	3	0	0	0	0	0	0	0	0	18
13:00	2	8	7	6	6	0	0	0	0	0	0	0	0	29
14:00	4	2	7	7	4	1	0	0	0	0	0	0	0	25
15:00	3	4	0	0	4	0	0	0	0	0	0	0	0	11
16:00	0	3	2	4	1	1	0	0	0	0	0	0	0	11
17:00	1	2	2	7	2	0	0	0	0	0	0	0	0	14
18:00	1	1	1	1	2	1	0	0	0	0	0	0	0	7
19:00	0	1	1	3	1	0	0	0	0	0	0	0	0	6
20:00	0	2	3	2	2	0	0	0	0	0	0	0	0	9
21:00	1	1	1	1	1	0	0	0	0	0	0	0	0	5
22:00	0	0	2	0	0	0	0	0	0	0	0	0	0	2
23:00	1	1	1	1	0	0	0	0	0	0	0	0	0	4
Totals	32	51	66	65	36	5								255
% of Totals	13%	20%	26%	25%	14%	2%								100%

AM Volumes	18	23	32	29	10	2	0	0	0	0	0	0	0	114
% AM	7%	9%	13%	11%	4%	1%								45%
AM Peak Hour	08:00	09:00	07:00	11:00	11:00	09:00								07:00
Volume	7	6	6	7	4	1								21
PM Volumes	14	28	34	36	26	3	0	0	0	0	0	0	0	141
% PM	5%	11%	13%	14%	10%	1%								55%
PM Peak Hour	14:00	13:00	12:00	14:00	13:00	14:00								13:00
Volume	4	8	7	7	6	1								29

Directional Peak Periods	AM 7-9			NOON 12-2			PM 4-6			Off Peak Volumes		
All Speeds	Volume		%	Volume		%	Volume		%	Volume		%
	39	↔	15%	47	↔	18%	25	↔	10%	144	↔	56%

Street Name	Direction	Percentiles					
		15th	50th	Average	85th	95th	ADT
S Edison Blvd	North Bound	15	24	23	30	34	413
S Edison Blvd	South Bound	16	23	23	30	34	255

Prepared by National Data & Surveying Services

SPEED

S Edison Blvd Bet. S Brighton St & S Buena Vista St

Day: Tuesday
Date: 1/18/2022

City: Burbank
Project #: CA22_020022_002

Summary

Time	< 15	15 - 19	20 - 24	25 - 29	30 - 34	35 - 39	40 - 44	45 - 49	50 - 54	55 - 59	60 - 64	65 - 69	70 +	Total
00:00 AM	0	1	1	0	0	0	0	0	0	0	0	0	0	2
01:00	0	0	0	1	0	0	0	0	0	0	0	0	0	1
02:00	0	1	0	0	0	0	0	0	0	0	0	0	0	1
03:00	0	0	1	2	2	0	0	0	0	0	0	0	0	5
04:00	0	0	0	2	0	0	0	0	0	0	0	0	0	2
05:00	0	1	2	1	0	0	0	0	0	0	0	0	0	4
06:00	1	1	1	2	1	0	0	0	0	0	0	0	0	6
07:00	6	11	10	12	2	0	0	0	0	0	0	0	0	41
08:00	12	10	9	9	4	2	0	0	0	0	0	0	0	46
09:00	2	9	10	9	3	1	0	0	0	0	0	0	0	34
10:00	10	6	6	14	4	1	0	0	0	0	0	0	0	41
11:00	4	3	15	15	7	1	1	0	0	0	0	0	0	46
12:00 PM	7	3	16	15	7	2	0	0	0	0	0	0	0	50
13:00	11	15	23	15	11	0	0	0	0	0	0	0	0	75
14:00	7	9	20	23	5	2	0	0	0	0	0	0	0	66
15:00	14	11	7	15	10	0	0	0	0	0	0	0	0	57
16:00	4	10	16	14	3	2	0	0	0	0	0	0	0	49
17:00	3	9	12	14	5	0	0	0	0	0	0	0	0	43
18:00	2	4	7	11	6	1	0	0	0	0	0	0	0	31
19:00	1	2	3	13	3	0	0	0	0	0	0	0	0	22
20:00	4	4	5	6	3	1	0	0	0	0	0	0	0	23
21:00	4	1	3	2	2	0	0	0	0	0	0	0	0	12
22:00	0	1	3	0	0	0	0	0	0	0	0	0	0	4
23:00	1	1	2	2	1	0	0	0	0	0	0	0	0	7
Totals	93	113	172	197	79	13	1							668
% of Totals	14%	17%	26%	29%	12%	2%	0%							100%

AM Volumes	35	43	55	67	23	5	1	0	0	0	0	0	0	229
% AM	5%	6%	8%	10%	3%	1%	0%							34%
AM Peak Hour	08:00	07:00	11:00	11:00	11:00	08:00	11:00							08:00
Volume	12	11	15	15	7	2	1							46
PM Volumes	58	70	117	130	56	8	0	0	0	0	0	0	0	439
% PM	9%	10%	18%	19%	8%	1%								66%
PM Peak Hour	15:00	13:00	13:00	14:00	13:00	12:00								13:00
Volume	14	15	23	23	11	2								75

Directional Peak Periods	AM 7-9			NOON 12-2			PM 4-6			Off Peak Volumes		
All Speeds	Volume		%	Volume		%	Volume		%	Volume		%
	87	↔	13%	125	↔	19%	92	↔	14%	364	↔	54%

Street Name	Direction	Percentiles					
		15th	50th	Average	85th	95th	ADT
S Edison Blvd	Summary	15	24	23	30	34	668

Prepared by NDS/ATD

Prepared by National Data & Surveying Services

VOLUME

S Edison Blvd Bet. S Brighton St & S Buena Vista St

Day: Tuesday
Date: 1/18/2022

City: Burbank
Project #: CA22_020022_002

DAILY TOTALS	NB	SB	EB	WB	Total
	413	255	0	0	668

AM Period	NB		SB		EB	WB	TOTAL		PM Period	NB		SB		EB	WB	TOTAL	
00:00	0		0		0	0			12:00	5		3		0	0	8	
00:15	0		1		0	0	1		12:15	10		3		0	0	13	
00:30	0		1		0	0	1		12:30	8		8		0	0	16	
00:45	0		0	2	0	0		2	12:45	9	32	4	18	0	0	13	50
01:00	0		0		0	0			13:00	12		6		0	0	18	
01:15	0		1		0	0	1		13:15	13		7		0	0	20	
01:30	0		0		0	0			13:30	7		7		0	0	14	
01:45	0		0	1	0	0		1	13:45	14	46	9	29	0	0	23	75
02:00	0		0		0	0			14:00	11		4		0	0	15	
02:15	0		0		0	0			14:15	12		12		0	0	24	
02:30	0		1		0	0	1		14:30	10		3		0	0	13	
02:45	0		0	1	0	0		1	14:45	8	41	6	25	0	0	14	66
03:00	0		1		0	0	1		15:00	16		5		0	0	21	
03:15	0		1		0	0	1		15:15	7		3		0	0	10	
03:30	0		1		0	0	1		15:30	11		1		0	0	12	
03:45	0		2	5	0	0	2	5	15:45	12	46	2	11	0	0	14	57
04:00	0		0		0	0			16:00	5		1		0	0	6	
04:15	0		0		0	0			16:15	11		2		0	0	13	
04:30	0		0		0	0			16:30	11		4		0	0	15	
04:45	0		2	2	0	0	2	2	16:45	11	38	4	11	0	0	15	49
05:00	0		1		0	0	1		17:00	12		5		0	0	17	
05:15	0		2		0	0	2		17:15	7		4		0	0	11	
05:30	0		0		0	0			17:30	7		3		0	0	10	
05:45	0		1	4	0	0	1	4	17:45	3	29	2	14	0	0	5	43
06:00	0		0		0	0			18:00	11		3		0	0	14	
06:15	1		1		0	0	2		18:15	4		0		0	0	4	
06:30	0		2		0	0	2		18:30	5		2		0	0	7	
06:45	0	1	2	5	0	0	2	6	18:45	4	24	2	7	0	0	6	31
07:00	2		2		0	0	4		19:00	5		2		0	0	7	
07:15	3		1		0	0	4		19:15	3		1		0	0	4	
07:30	3		3		0	0	6		19:30	4		3		0	0	7	
07:45	12	20	15	21	0	0	27	41	19:45	4	16	0	6	0	0	4	22
08:00	12		4		0	0	16		20:00	2		3		0	0	5	
08:15	6		6		0	0	12		20:15	6		2		0	0	8	
08:30	3		6		0	0	9		20:30	4		4		0	0	8	
08:45	7	28	2	18	0	0	9	46	20:45	2	14	0	9	0	0	2	23
09:00	2		4		0	0	6		21:00	3		1		0	0	4	
09:15	5		5		0	0	10		21:15	0		1		0	0	1	
09:30	7		5		0	0	12		21:30	4		2		0	0	6	
09:45	5	19	1	15	0	0	6	34	21:45	0	7	1	5	0	0	1	12
10:00	6		4		0	0	10		22:00	2		1		0	0	3	
10:15	4		8		0	0	12		22:15	0		0		0	0		
10:30	8		2		0	0	10		22:30	0		0		0	0		
10:45	4	22	5	19	0	0	9	41	22:45	0	2	1	2	0	0	1	4
11:00	3		8		0	0	11		23:00	1		1		0	0	2	
11:15	5		1		0	0	6		23:15	0		0		0	0		
11:30	9		5		0	0	14		23:30	0		1		0	0	1	
11:45	8	25	7	21	0	0	15	46	23:45	2	3	2	4	0	0	4	7
TOTALS		115		114				229	TOTALS		298		141				439
SPLIT %		50.2%		49.8%				34.3%	SPLIT %		67.9%		32.1%				65.7%

DAILY TOTALS	NB	SB	EB	WB	Total
	413	255	0	0	668

AM Peak Hour	07:30	07:45			07:45	PM Peak Hour	13:45	13:30			13:30
AM Pk Volume	33	31			64	PM Pk Volume	47	32			76
Pk Hr Factor	0.688	0.517			0.593	Pk Hr Factor	0.839	0.667			0.792
7 - 9 Volume	48	39	0	0	87	4 - 6 Volume	67	25	0	0	92
7 - 9 Peak Hour	07:30	07:45			07:45	4 - 6 Peak Hour	16:15	16:30			16:15
7 - 9 Pk Volume	33	31	0	0	64	4 - 6 Pk Volume	45	17	0	0	60
Pk Hr Factor	0.688	0.517	0.000	0.000	0.593	Pk Hr Factor	0.938	0.850	0.000	0.000	0.882

Prepared by NDS/ATD

Project #: CA22_020022_002 **City:** Burbank

Location: S Edison Blvd Bet. S Brighton St & S Buena **Date:** 1/18/2022

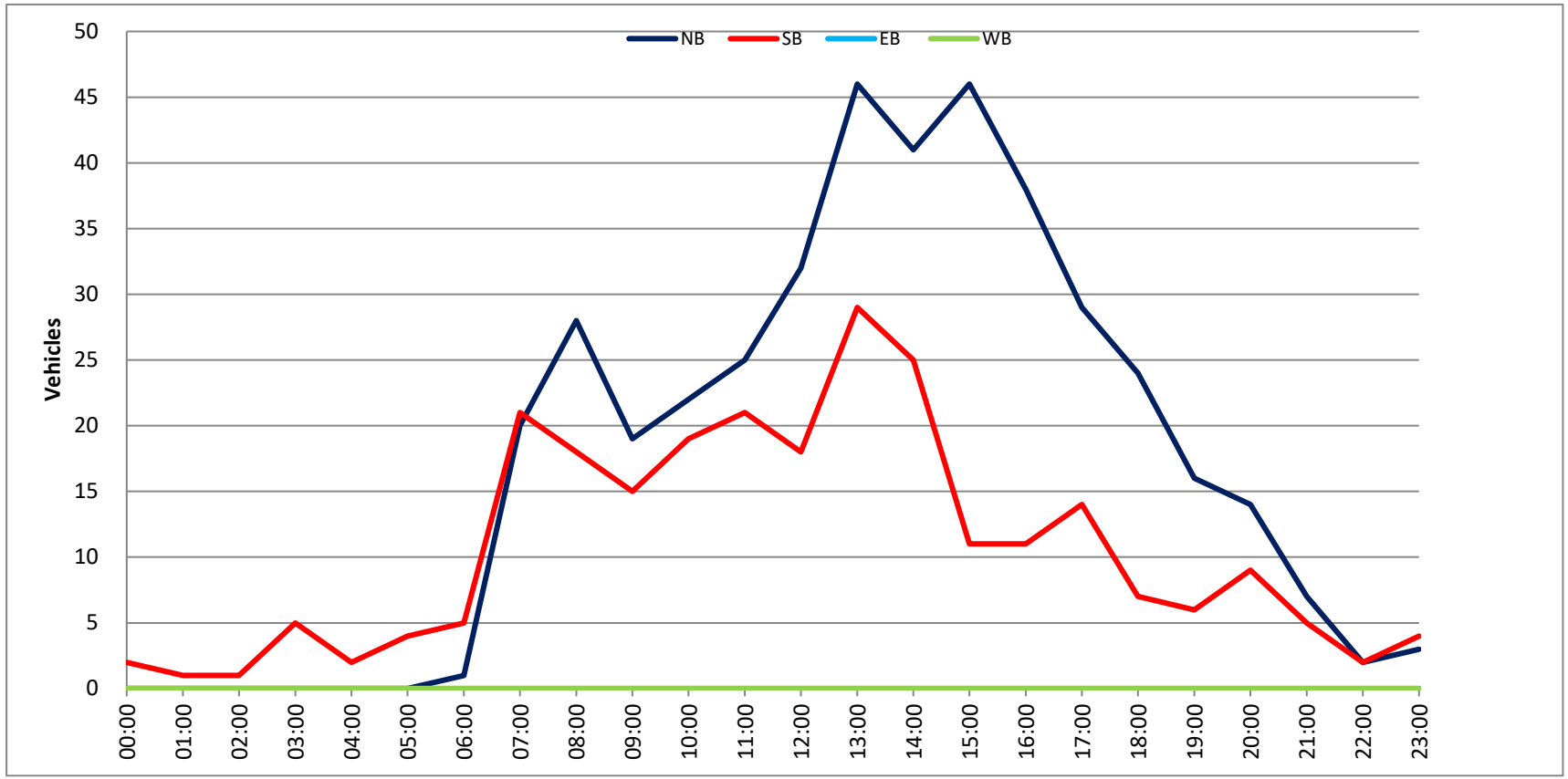

Prepared by National Data & Surveying Services

SPEED

S Edison Blvd Bet. S Brighton St & S Buena Vista St

Day: Wednesday
Date: 1/19/2022

City: Burbank
Project #: CA22_020022_002n

North Bound

Time	< 15	15 - 19	20 - 24	25 - 29	30 - 34	35 - 39	40 - 44	45 - 49	50 - 54	55 - 59	60 - 64	65 - 69	70 +	Total
00:00 AM	0	0	0	0	0	0	0	0	0	0	0	0	0	0
00:15	0	0	1	1	0	0	0	0	0	0	0	0	0	2
00:30	0	0	0	0	0	0	0	0	0	0	0	0	0	0
00:45	0	0	0	0	0	0	0	0	0	0	0	0	0	0
01:00	0	0	1	0	0	0	0	0	0	0	0	0	0	1
01:15	0	0	0	0	1	0	0	0	0	0	0	0	0	1
01:30	0	0	0	0	0	0	0	0	0	0	0	0	0	0
01:45	0	0	0	0	0	0	0	0	0	0	0	0	0	0
02:00	0	0	1	0	0	0	0	0	0	0	0	0	0	1
02:15	0	0	0	0	0	0	0	0	0	0	0	0	0	0
02:30	0	0	0	0	0	0	0	0	0	0	0	0	0	0
02:45	0	0	0	0	0	0	0	0	0	0	0	0	0	0
03:00	0	0	0	0	0	0	0	0	0	0	0	0	0	0
03:15	0	0	0	0	0	0	0	0	0	0	0	0	0	0
03:30	0	0	0	0	0	0	0	0	0	0	0	0	0	0
03:45	0	0	0	0	0	0	0	0	0	0	0	0	0	0
04:00	0	0	1	0	0	0	0	0	0	0	0	0	0	1
04:15	0	0	0	0	0	0	0	0	0	0	0	0	0	0
04:30	0	0	0	0	0	0	0	0	0	0	0	0	0	0
04:45	0	0	0	0	0	0	0	0	0	0	0	0	0	0
05:00	0	0	0	0	0	0	0	0	0	0	0	0	0	0
05:15	1	0	0	1	0	0	0	0	0	0	0	0	0	2
05:30	0	0	0	0	0	0	0	0	0	0	0	0	0	0
05:45	0	0	0	0	0	0	0	0	0	0	0	0	0	0
06:00	1	0	0	0	0	0	0	0	0	0	0	0	0	1
06:15	1	0	0	0	0	0	0	0	0	0	0	0	0	1
06:30	0	0	0	1	0	0	0	0	0	0	0	0	0	1
06:45	0	1	2	0	0	0	0	0	0	0	0	0	0	3
07:00	1	1	1	1	0	0	0	0	0	0	0	0	0	4
07:15	0	0	2	1	1	0	0	0	0	0	0	0	0	4
07:30	1	0	2	1	0	0	0	0	0	0	0	0	0	4
07:45	1	0	2	3	2	0	0	0	0	0	0	0	0	8
08:00	6	3	0	0	0	0	0	0	0	0	0	0	0	9
08:15	0	0	0	2	0	0	0	0	0	0	0	0	0	2
08:30	0	1	0	0	0	0	0	0	0	0	0	0	0	1
08:45	2	2	1	3	0	0	0	0	0	0	0	0	0	8
09:00	0	1	3	1	1	0	0	0	0	0	0	0	0	6
09:15	3	1	1	3	1	0	0	0	0	0	0	0	0	9
09:30	1	1	6	2	0	0	0	0	0	0	0	0	0	10
09:45	2	1	3	1	0	0	0	0	0	0	0	0	0	7
10:00	1	1	1	2	2	0	0	0	0	0	0	0	0	7
10:15	2	0	2	0	1	0	0	0	0	0	0	0	0	5
10:30	0	0	0	2	0	0	0	0	0	0	0	0	0	2
10:45	4	0	1	2	2	1	0	0	0	0	0	0	0	10
11:00	0	1	1	3	2	0	0	0	0	0	0	0	0	7
11:15	1	1	0	1	0	0	0	0	0	0	0	0	0	3
11:30	2	2	2	4	0	0	0	0	0	0	0	0	0	10
11:45	2	0	1	4	0	0	0	0	0	0	0	0	0	7
12:00 PM	0	4	4	2	3	0	0	0	0	0	0	0	0	13
12:15	0	1	1	2	1	0	0	0	0	0	0	0	0	5
12:30	1	1	4	4	0	0	0	0	0	0	0	0	0	10
12:45	1	0	2	1	0	0	0	0	0	0	0	0	0	4
13:00	1	0	3	3	2	0	0	0	0	0	0	0	0	9
13:15	2	1	2	3	0	0	0	0	0	0	0	0	0	8
13:30	0	1	0	1	1	0	0	0	0	0	0	0	0	3
13:45	1	0	1	1	0	0	0	0	0	0	0	0	0	3
14:00	1	2	3	2	0	1	0	0	0	0	0	0	0	9
14:15	2	2	3	3	3	0	0	0	0	0	0	0	0	13
14:30	1	3	0	2	1	0	0	0	0	0	0	0	0	7
14:45	1	2	2	2	1	0	0	0	0	0	0	0	0	8
15:00	3	0	0	6	4	0	0	0	0	0	0	0	0	13
15:15	3	2	6	6	1	0	0	0	0	0	0	0	0	18
15:30	2	2	2	7	2	0	0	0	0	0	0	0	0	15
15:45	0	1	2	1	1	0	0	0	0	0	0	0	0	5
16:00	2	3	5	2	0	0	0	0	0	0	0	0	0	12
16:15	1	4	3	0	1	0	0	0	0	0	0	0	0	9
16:30	1	3	6	3	2	0	0	0	0	0	0	0	0	15
16:45	0	5	6	4	0	0	0	0	0	0	0	0	0	15
17:00	0	4	2	4	0	0	0	0	0	0	0	0	0	10
17:15	2	0	1	3	1	0	0	0	0	0	0	0	0	7
17:30	0	0	2	3	0	0	0	0	0	0	0	0	0	5
17:45	0	1	2	4	3	0	0	0	0	0	0	0	0	10
18:00	3	3	3	3	0	0	0	0	0	0	0	0	0	12
18:15	2	1	0	1	0	0	0	0	0	0	0	0	0	4
18:30	0	0	2	4	0	0	0	0	0	0	0	0	0	6
18:45	0	0	1	3	0	0	0	0	0	0	0	0	0	4
19:00	3	0	1	3	2	0	0	0	0	0	0	0	0	9
19:15	0	0	1	1	0	0	0	0	0	0	0	0	0	2
19:30	0	1	0	0	1	0	0	0	0	0	0	0	0	2
19:45	1	0	2	0	0	0	1	0	0	0	0	0	0	4
20:00	0	0	0	2	0	0	0	0	0	0	0	0	0	2
20:15	1	1	1	0	0	0	0	0	0	0	0	0	0	3
20:30	0	0	1	4	0	0	0	0	0	0	0	0	0	5
20:45	1	0	3	2	0	0	0	0	0	0	0	0	0	6
21:00	0	0	1	2	0	1	0	0	0	0	0	0	0	4
21:15	0	0	0	0	0	0	0	0	0	0	0	0	0	0
21:30	0	0	3	2	0	0	0	0	0	0	0	0	0	5
21:45	0	0	0	1	0	0	0	0	0	0	0	0	0	1
22:00	1	0	0	0	2	0	0	0	0	0	0	0	0	3
22:15	0	0	0	1	0	0	0	0	0	0	0	0	0	1
22:30	0	0	0	1	0	0	0	0	0	0	0	0	0	1
22:45	0	0	1	0	0	0	0	0	0	0	0	0	0	1
23:00	0	0	0	0	0	0	0	0	0	0	0	0	0	0
23:15	0	0	0	0	0	0	0	0	0	0	0	0	0	0
23:30	0	0	0	0	0	0	0	0	0	0	0	0	0	0
23:45	0	0	1	1	0	0	0	0	0	0	0	0	0	2
Totals	69	65	113	139	45	3	1							440
% of Totals	16%	15%	27%	32%	10%	1%	0%							100%

AM Volumes	32	17	35	39	13	1	0	0	0	0	0	0	0	137
% AM	7%	4%	8%	9%	3%	0%								31%
AM Peak Hour	07:15	11:15	09:00	11:00	10:00	10:00								11:30
Volume	8	7	13	12	5	1								35
PM Volumes	37	48	83	100	32	2	1	0	0	0	0	0	0	303
% PM	8%	11%	19%	23%	7%	0%	0%							69%
PM Peak Hour	14:45	16:15	16:00	14:45	14:15	13:15	19:00							14:45
Volume	9	16	20	21	9	1	1							54

Directional Peak Periods	AM 7-9			NOON 12-2			PM 4-6			Off Peak Volumes		
All Classes	Volume	⟷	%	Volume	⟷	%	Volume	⟷	%	Volume	⟷	%
	40		9%	55		13%	83		19%	262		60%

Street Name	Direction	Percentiles					
		15th	50th	Average	85th	95th	ADT
S Edison Blvd	North Bound	15	24	23	29	33	440
S Edison Blvd	South Bound	14	23	22	30	34	258

Prepared by National Data & Surveying Services

SPEED

S Edison Blvd Bet. S Brighton St & S Buena Vista St

Day: Wednesday
Date: 1/19/2022

City: Burbank
Project #: CA22_020022_002s

South Bound

Time	< 15	15 - 19	20 - 24	25 - 29	30 - 34	35 - 39	40 - 44	45 - 49	50 - 54	55 - 59	60 - 64	65 - 69	70 +	Total
00:00 AM	0	0	0	0	0	0	0	0	0	0	0	0	0	0
00:15	1	0	1	0	0	0	0	0	0	0	0	0	0	2
00:30	0	1	0	0	0	0	0	0	0	0	0	0	0	1
00:45	0	0	0	0	0	0	0	0	0	0	0	0	0	0
01:00	0	0	0	0	0	0	0	0	0	0	0	0	0	0
01:15	0	0	0	0	0	0	0	0	0	0	0	0	0	0
01:30	0	0	0	0	0	0	0	0	0	0	0	0	0	0
01:45	0	0	0	0	0	0	0	0	0	0	0	0	0	0
02:00	0	0	0	0	0	0	0	0	0	0	0	0	0	0
02:15	0	0	0	0	0	0	0	0	0	0	0	0	0	0
02:30	0	0	0	0	0	0	0	0	0	0	0	0	0	0
02:45	1	0	1	0	0	0	0	0	0	0	0	0	0	2
03:00	0	0	0	0	0	1	0	0	0	0	0	0	0	1
03:15	0	0	0	0	0	0	0	0	0	0	0	0	0	0
03:30	0	0	0	0	0	0	0	0	0	0	0	0	0	0
03:45	0	1	0	0	0	0	0	0	0	0	0	0	0	1
04:00	0	1	0	1	0	0	0	0	0	0	0	0	0	2
04:15	0	0	0	0	0	0	0	0	0	0	0	0	0	0
04:30	0	1	0	1	0	0	0	0	0	0	0	0	0	2
04:45	0	0	0	0	0	0	0	0	0	0	0	0	0	0
05:00	0	1	1	0	0	0	0	0	0	0	0	0	0	2
05:15	0	0	0	0	0	0	0	0	0	0	0	0	0	0
05:30	0	0	0	1	0	0	0	0	0	0	0	0	0	1
05:45	0	1	2	1	0	0	1	0	0	0	0	0	0	5
06:00	0	0	0	0	0	0	0	0	0	0	0	0	0	0
06:15	2	0	0	0	1	0	0	0	0	0	0	0	0	3
06:30	0	0	1	2	0	0	0	0	0	0	0	0	0	3
06:45	0	1	0	0	0	1	0	0	0	0	0	0	0	2
07:00	0	0	0	1	0	0	0	0	0	0	0	0	0	1
07:15	0	1	0	1	0	0	0	0	0	0	0	0	0	2
07:30	0	0	0	1	1	0	0	0	0	0	0	0	0	2
07:45	1	1	0	3	1	0	0	0	0	0	0	0	0	6
08:00	1	2	0	0	0	0	0	0	0	0	0	0	0	3
08:15	2	1	0	1	0	0	0	0	0	0	0	0	0	4
08:30	0	0	3	0	2	0	0	0	0	0	0	0	0	5
08:45	2	1	0	0	0	0	0	0	0	0	0	0	0	3
09:00	4	1	2	0	0	0	0	0	0	0	0	0	0	7
09:15	2	1	2	2	1	0	0	0	0	0	0	0	0	8
09:30	0	0	2	1	0	0	0	0	0	0	0	0	0	3
09:45	3	0	0	1	1	0	0	0	0	0	0	0	0	5
10:00	1	2	2	1	0	0	0	0	0	0	0	0	0	6
10:15	1	3	0	0	0	0	0	0	0	0	0	0	0	4
10:30	3	1	0	0	1	0	0	0	0	0	0	0	0	5
10:45	1	0	0	1	0	0	0	0	0	0	0	0	0	2
11:00	0	1	0	0	0	0	0	0	0	0	0	0	0	1
11:15	0	1	2	2	0	0	0	0	0	0	0	0	0	5
11:30	0	4	2	1	1	0	0	0	0	0	0	0	0	8
11:45	0	1	1	0	1	0	0	0	0	0	0	0	0	3
12:00 PM	1	1	0	2	0	0	0	0	0	0	0	0	0	4
12:15	0	0	0	0	2	0	0	0	0	0	0	0	0	2
12:30	2	1	3	4	0	0	0	0	0	0	0	0	0	10
12:45	2	2	2	2	0	0	0	0	0	0	0	0	0	8
13:00	0	1	0	0	0	0	0	0	0	0	0	0	0	1
13:15	0	4	1	1	1	0	0	0	0	0	0	0	0	7
13:30	1	0	2	1	0	1	0	0	0	0	0	0	0	5
13:45	0	0	1	0	0	0	0	0	0	0	0	0	0	1
14:00	2	0	0	2	0	0	0	0	0	0	0	0	0	4
14:15	1	0	0	1	1	0	0	0	0	0	0	0	0	3
14:30	2	1	0	2	1	0	0	0	0	0	0	0	0	6
14:45	1	2	2	4	0	0	0	0	0	0	0	0	0	9
15:00	0	1	3	2	0	0	0	0	0	0	0	0	0	6
15:15	1	1	0	3	1	0	0	0	0	0	0	0	0	6
15:30	0	1	0	1	0	0	0	0	0	0	0	0	0	2
15:45	0	2	0	0	0	0	0	0	0	0	0	0	0	2
16:00	1	2	2	1	2	0	0	0	0	0	0	0	0	8
16:15	0	1	1	1	0	0	0	0	0	0	0	0	0	3
16:30	0	1	3	2	1	1	0	0	0	0	0	0	0	8
16:45	0	0	1	1	0	0	0	0	0	0	0	0	0	2
17:00	0	1	1	1	2	0	0	0	0	0	0	0	0	5
17:15	0	0	1	1	3	0	0	0	0	0	0	0	0	5
17:30	0	0	1	5	1	0	0	0	0	0	0	0	0	7
17:45	0	1	1	1	0	0	0	0	0	0	0	0	0	3
18:00	0	1	2	1	0	0	0	0	0	0	0	0	0	4
18:15	0	1	0	1	1	0	0	0	0	0	0	0	0	3
18:30	0	0	1	0	0	0	0	0	0	0	0	0	0	1
18:45	0	0	0	0	0	0	0	0	0	0	0	0	0	0
19:00	0	0	0	2	0	0	0	0	0	0	0	0	0	2
19:15	1	0	1	0	2	0	0	0	0	0	0	0	0	4
19:30	0	0	2	1	0	0	0	0	0	0	0	0	0	3
19:45	0	0	0	0	0	0	0	0	0	0	0	0	0	0
20:00	0	0	0	1	3	0	0	0	0	0	0	0	0	4
20:15	0	0	0	0	0	0	0	0	0	0	0	0	0	0
20:30	0	1	0	0	0	0	0	0	0	0	0	0	0	1
20:45	0	0	1	0	0	0	0	0	0	0	0	0	0	1
21:00	0	0	0	1	0	0	0	0	0	0	0	0	0	1
21:15	1	0	0	0	0	0	0	0	0	0	0	0	0	1
21:30	0	1	0	0	0	0	0	0	0	0	0	0	0	1
21:45	0	1	0	0	0	0	0	0	0	0	0	0	0	1
22:00	0	0	1	0	0	0	0	0	0	0	0	0	0	1
22:15	0	1	0	0	0	0	0	0	0	0	0	0	0	1
22:30	0	0	0	1	0	0	0	0	0	0	0	0	0	1
22:45	0	0	0	0	0	0	0	0	0	0	0	0	0	0
23:00	0	0	0	0	0	0	0	0	0	0	0	0	0	0
23:15	0	0	0	0	0	0	0	0	0	0	0	0	0	0
23:30	0	0	0	0	0	0	0	0	0	0	0	0	0	0
23:45	0	0	0	1	0	0	0	0	0	0	0	0	0	1
Totals	41	57	55	69	31	4	1							258
% of Totals	16%	22%	21%	27%	12%	2%	0%							100%

AM Volumes	25	28	22	22	10	2	1	0	0	0	0	0	0	110
% AM	10%	11%	9%	9%	4%	1%	0%							43%
AM Peak Hour	09:00	11:00	08:30	07:00	11:30	02:15	05:00							08:30
Volume	9	7	7	6	4	1	1							23
PM Volumes	16	29	33	47	21	2	0	0	0	0	0	0	0	148
% PM	6%	11%	13%	18%	8%	1%								57%
PM Peak Hour	14:00	12:30	16:00	14:30	16:30	12:45								14:30
Volume	6	8	7	11	6	1								27

Directional Peak Periods	AM 7-9			NOON 12-2			PM 4-6			Off Peak Volumes		
All Classes	Volume	↔	%	Volume	↔	%	Volume	↔	%	Volume	↔	%
	26	↔	10%	38	↔	15%	41	↔	16%	153	↔	59%

Street Name	Direction	Percentiles					
		15th	50th	Average	85th	95th	ADT
S Edison Blvd	North Bound	15	24	23	29	33	440
S Edison Blvd	South Bound	14	23	22	30	34	258

Prepared by National Data & Surveying Services

SPEED

S Edison Blvd Bet. S Brighton St & S Buena Vista St

Day: Wednesday
Date: 1/19/2022

City: Burbank
Project #: CA22_020022_002

Summary

Time	< 15	15 - 19	20 - 24	25 - 29	30 - 34	35 - 39	40 - 44	45 - 49	50 - 54	55 - 59	60 - 64	65 - 69	70 +	Total
00:00 AM	0	0	0	0	0	0	0	0	0	0	0	0	0	0
00:15	1	0	2	1	0	0	0	0	0	0	0	0	0	4
00:30	0	1	0	0	0	0	0	0	0	0	0	0	0	1
00:45	0	0	0	0	0	0	0	0	0	0	0	0	0	0
01:00	0	0	1	0	0	0	0	0	0	0	0	0	0	1
01:15	0	0	0	0	1	0	0	0	0	0	0	0	0	1
01:30	0	0	0	0	0	0	0	0	0	0	0	0	0	0
01:45	0	0	0	0	0	0	0	0	0	0	0	0	0	0
02:00	0	0	1	0	0	0	0	0	0	0	0	0	0	1
02:15	0	0	0	0	0	0	0	0	0	0	0	0	0	0
02:30	0	0	0	0	0	0	0	0	0	0	0	0	0	0
02:45	1	0	1	0	0	0	0	0	0	0	0	0	0	2
03:00	0	0	0	0	0	1	0	0	0	0	0	0	0	1
03:15	0	0	0	0	0	0	0	0	0	0	0	0	0	0
03:30	0	0	0	0	0	0	0	0	0	0	0	0	0	0
03:45	0	1	0	0	0	0	0	0	0	0	0	0	0	1
04:00	0	1	1	1	0	0	0	0	0	0	0	0	0	3
04:15	0	0	0	0	0	0	0	0	0	0	0	0	0	0
04:30	0	1	0	1	0	0	0	0	0	0	0	0	0	2
04:45	0	0	0	0	0	0	0	0	0	0	0	0	0	0
05:00	0	1	1	0	0	0	0	0	0	0	0	0	0	2
05:15	1	0	0	1	0	0	0	0	0	0	0	0	0	2
05:30	0	0	0	1	0	0	0	0	0	0	0	0	0	1
05:45	0	1	2	1	0	0	1	0	0	0	0	0	0	5
06:00	1	0	0	0	0	0	0	0	0	0	0	0	0	1
06:15	3	0	0	0	1	0	0	0	0	0	0	0	0	4
06:30	0	0	1	3	0	0	0	0	0	0	0	0	0	4
06:45	0	2	2	0	0	1	0	0	0	0	0	0	0	5
07:00	1	1	1	2	0	0	0	0	0	0	0	0	0	5
07:15	0	1	2	2	1	0	0	0	0	0	0	0	0	6
07:30	1	0	2	2	1	0	0	0	0	0	0	0	0	6
07:45	2	1	2	6	3	0	0	0	0	0	0	0	0	14
08:00	7	5	0	0	0	0	0	0	0	0	0	0	0	12
08:15	2	1	0	3	0	0	0	0	0	0	0	0	0	6
08:30	0	1	3	0	2	0	0	0	0	0	0	0	0	6
08:45	4	3	1	3	0	0	0	0	0	0	0	0	0	11
09:00	4	2	5	1	1	0	0	0	0	0	0	0	0	13
09:15	5	2	3	5	2	0	0	0	0	0	0	0	0	17
09:30	1	1	8	3	0	0	0	0	0	0	0	0	0	13
09:45	5	1	3	2	1	0	0	0	0	0	0	0	0	12
10:00	2	3	3	3	2	0	0	0	0	0	0	0	0	13
10:15	3	3	2	0	1	0	0	0	0	0	0	0	0	9
10:30	3	1	0	2	1	0	0	0	0	0	0	0	0	7
10:45	5	0	1	3	2	1	0	0	0	0	0	0	0	12
11:00	0	2	1	3	2	0	0	0	0	0	0	0	0	8
11:15	1	2	2	3	0	0	0	0	0	0	0	0	0	8
11:30	2	6	4	5	1	0	0	0	0	0	0	0	0	18
11:45	2	1	2	4	1	0	0	0	0	0	0	0	0	10
12:00 PM	1	5	4	4	3	0	0	0	0	0	0	0	0	17
12:15	0	1	1	2	3	0	0	0	0	0	0	0	0	7
12:30	3	2	7	8	0	0	0	0	0	0	0	0	0	20
12:45	3	2	4	3	0	0	0	0	0	0	0	0	0	12
13:00	1	1	3	3	2	0	0	0	0	0	0	0	0	10
13:15	2	5	3	4	1	0	0	0	0	0	0	0	0	15
13:30	1	1	2	2	1	1	0	0	0	0	0	0	0	8
13:45	1	0	2	1	0	0	0	0	0	0	0	0	0	4
14:00	3	2	3	4	0	1	0	0	0	0	0	0	0	13
14:15	3	2	3	4	4	0	0	0	0	0	0	0	0	16
14:30	3	4	0	4	2	0	0	0	0	0	0	0	0	13
14:45	2	4	4	6	1	0	0	0	0	0	0	0	0	17
15:00	3	1	3	8	4	0	0	0	0	0	0	0	0	19
15:15	4	3	6	9	2	0	0	0	0	0	0	0	0	24
15:30	2	3	2	8	2	0	0	0	0	0	0	0	0	17
15:45	0	3	2	1	1	0	0	0	0	0	0	0	0	7
16:00	3	5	7	3	2	0	0	0	0	0	0	0	0	20
16:15	1	5	4	1	1	0	0	0	0	0	0	0	0	12
16:30	1	4	9	5	3	1	0	0	0	0	0	0	0	23
16:45	0	5	7	5	0	0	0	0	0	0	0	0	0	17
17:00	0	5	3	5	2	0	0	0	0	0	0	0	0	15
17:15	2	0	2	4	4	0	0	0	0	0	0	0	0	12
17:30	0	0	3	8	1	0	0	0	0	0	0	0	0	12
17:45	0	2	3	5	3	0	0	0	0	0	0	0	0	13
18:00	3	4	5	4	0	0	0	0	0	0	0	0	0	16
18:15	2	2	0	2	1	0	0	0	0	0	0	0	0	7
18:30	0	0	3	4	0	0	0	0	0	0	0	0	0	7
18:45	0	0	1	3	0	0	0	0	0	0	0	0	0	4
19:00	3	0	1	5	2	0	0	0	0	0	0	0	0	11
19:15	1	0	2	1	2	0	0	0	0	0	0	0	0	6
19:30	0	1	2	1	1	0	0	0	0	0	0	0	0	5
19:45	1	0	2	0	0	0	1	0	0	0	0	0	0	4
20:00	0	0	0	3	3	0	0	0	0	0	0	0	0	6
20:15	1	1	1	0	0	0	0	0	0	0	0	0	0	3
20:30	0	1	1	4	0	0	0	0	0	0	0	0	0	6
20:45	1	0	4	2	0	0	0	0	0	0	0	0	0	7
21:00	0	0	1	3	0	1	0	0	0	0	0	0	0	5
21:15	1	0	0	0	0	0	0	0	0	0	0	0	0	1
21:30	0	1	3	2	0	0	0	0	0	0	0	0	0	6
21:45	0	1	0	1	0	0	0	0	0	0	0	0	0	2
22:00	1	0	1	0	2	0	0	0	0	0	0	0	0	4
22:15	0	1	0	1	0	0	0	0	0	0	0	0	0	2
22:30	0	0	0	2	0	0	0	0	0	0	0	0	0	2
22:45	0	0	1	0	0	0	0	0	0	0	0	0	0	1
23:00	0	0	0	0	0	0	0	0	0	0	0	0	0	0
23:15	0	0	0	0	0	0	0	0	0	0	0	0	0	0
23:30	0	0	0	0	0	0	0	0	0	0	0	0	0	0
23:45	0	0	1	2	0	0	0	0	0	0	0	0	0	3
Totals	110	122	173	208	76	7	2							698
% of Totals	16%	17%	25%	30%	11%	1%	0%							100%

AM Volumes	57	45	57	61	23	3	1	0	0	0	0	0	0	247
% AM	8%	6%	8%	9%	3%	0%	0%							35%
AM Peak Hour	09:00	11:15	09:00	11:45	11:30	02:15	05:00							09:00
Volume	15	14	19	18	8	1	1							55
PM Volumes	53	77	116	147	53	4	1	0	0	0	0	0	0	451
% PM	8%	11%	17%	21%	8%	1%	0%							65%
PM Peak Hour	14:30	16:00	16:00	14:45	14:15	13:15	19:00							14:45
Volume	12	19	27	31	11	2	1							77

Directional Peak Periods	AM 7-9			NOON 12-2			PM 4-6			Off Peak Volumes		
All Classes	Volume	⟷	%	Volume	⟷	%	Volume	⟷	%	Volume	⟷	%
	66		9%	93		13%	124		18%	415		59%

Street Name	Direction	Percentiles					
		15th	50th	Average	85th	95th	ADT
S Edison Blvd	Summary	15	23	22	30	33	698

ATTACHMENT 3 - 12

Prepared by National Data & Surveying Services

SPEED

S Edison Blvd Bet. S Brighton St & S Buena Vista St

Day: Wednesday
Date: 1/19/2022

City: Burbank
Project #: CA22_020022_002n

North Bound

Time	< 15	15 - 19	20 - 24	25 - 29	30 - 34	35 - 39	40 - 44	45 - 49	50 - 54	55 - 59	60 - 64	65 - 69	70 +	Total
00:00 AM	0	0	1	1	0	0	0	0	0	0	0	0	0	2
01:00	0	0	1	0	1	0	0	0	0	0	0	0	0	2
02:00	0	0	1	0	0	0	0	0	0	0	0	0	0	1
03:00	0	0	0	0	0	0	0	0	0	0	0	0	0	0
04:00	0	0	1	0	0	0	0	0	0	0	0	0	0	1
05:00	1	0	0	1	0	0	0	0	0	0	0	0	0	2
06:00	2	1	2	1	0	0	0	0	0	0	0	0	0	6
07:00	3	1	7	6	3	0	0	0	0	0	0	0	0	20
08:00	8	6	1	5	0	0	0	0	0	0	0	0	0	20
09:00	6	4	13	7	2	0	0	0	0	0	0	0	0	32
10:00	7	1	4	6	5	1	0	0	0	0	0	0	0	24
11:00	5	4	4	12	2	0	0	0	0	0	0	0	0	27
12:00 PM	2	6	11	9	4	0	0	0	0	0	0	0	0	32
13:00	4	2	6	8	3	0	0	0	0	0	0	0	0	23
14:00	5	9	8	9	5	1	0	0	0	0	0	0	0	37
15:00	8	5	10	20	8	0	0	0	0	0	0	0	0	51
16:00	4	15	20	9	3	0	0	0	0	0	0	0	0	51
17:00	2	5	7	14	4	0	0	0	0	0	0	0	0	32
18:00	5	4	6	11	0	0	0	0	0	0	0	0	0	26
19:00	4	1	4	4	3	0	1	0	0	0	0	0	0	17
20:00	2	1	5	8	0	0	0	0	0	0	0	0	0	16
21:00	0	0	4	5	0	1	0	0	0	0	0	0	0	10
22:00	1	0	1	2	2	0	0	0	0	0	0	0	0	6
23:00	0	0	1	1	0	0	0	0	0	0	0	0	0	2
Totals	69	65	118	139	45	3	1							440
% of Totals	16%	15%	27%	32%	10%	1%	0%							100%

AM Volumes	32	17	35	39	13	1	0	0	0	0	0	0	0	137
% AM	7%	4%	8%	9%	3%	0%								31%
AM Peak Hour	08:00	08:00	09:00	11:00	10:00	10:00								09:00
Volume	8	6	13	12	5	1								32
PM Volumes	37	48	83	100	32	2	1	0	0	0	0	0	0	303
% PM	8%	11%	19%	23%	7%	0%	0%							69%
PM Peak Hour	15:00	16:00	16:00	15:00	15:00	14:00	19:00							15:00
Volume	8	15	20	20	8	1	1							51

Directional Peak Periods	AM 7-9			NOON 12-2			PM 4-6			Off Peak Volumes		
All Speeds	Volume		%	Volume		%	Volume		%	Volume		%
	40	↔	9%	55	↔	13%	83	↔	19%	262	↔	60%

Street Name	Direction	Percentiles					
		15th	50th	Average	85th	95th	ADT
S Edison Blvd	North Bound	15	24	23	29	33	440
S Edison Blvd	South Bound	14	23	22	30	34	258

Prepared by National Data & Surveying Services

SPEED

S Edison Blvd Bet. S Brighton St & S Buena Vista St

Day: Wednesday
Date: 1/19/2022

City: Burbank
Project #: CA22_020022_002s

South Bound

Time	< 15	15 - 19	20 - 24	25 - 29	30 - 34	35 - 39	40 - 44	45 - 49	50 - 54	55 - 59	60 - 64	65 - 69	70 +	Total
00:00 AM	1	1	1	0	0	0	0	0	0	0	0	0	0	3
01:00	0	0	0	0	0	0	0	0	0	0	0	0	0	0
02:00	1	0	1	0	0	0	0	0	0	0	0	0	0	2
03:00	0	1	0	0	0	1	0	0	0	0	0	0	0	2
04:00	0	2	0	2	0	0	0	0	0	0	0	0	0	4
05:00	0	2	3	2	0	0	1	0	0	0	0	0	0	8
06:00	2	1	1	2	1	1	0	0	0	0	0	0	0	8
07:00	1	2	0	6	2	0	0	0	0	0	0	0	0	11
08:00	5	4	3	1	2	0	0	0	0	0	0	0	0	15
09:00	9	2	6	4	2	0	0	0	0	0	0	0	0	23
10:00	6	6	2	2	1	0	0	0	0	0	0	0	0	17
11:00	0	7	5	3	2	0	0	0	0	0	0	0	0	17
12:00 PM	5	4	5	8	2	0	0	0	0	0	0	0	0	24
13:00	1	5	4	2	1	1	0	0	0	0	0	0	0	14
14:00	6	3	2	9	2	0	0	0	0	0	0	0	0	22
15:00	1	5	3	6	1	0	0	0	0	0	0	0	0	16
16:00	1	4	7	5	3	1	0	0	0	0	0	0	0	21
17:00	0	2	4	8	6	0	0	0	0	0	0	0	0	20
18:00	0	2	3	2	1	0	0	0	0	0	0	0	0	8
19:00	1	0	3	3	2	0	0	0	0	0	0	0	0	9
20:00	0	1	1	1	3	0	0	0	0	0	0	0	0	6
21:00	1	2	0	1	0	0	0	0	0	0	0	0	0	4
22:00	0	1	1	1	0	0	0	0	0	0	0	0	0	3
23:00	0	0	0	1	0	0	0	0	0	0	0	0	0	1
Totals	41	57	55	69	31	4	1							258
% of Totals	16%	22%	21%	27%	12%	2%	0%							100%

AM Volumes	25	28	22	22	10	2	1	0	0	0	0	0	0	110
% AM	10%	11%	9%	9%	4%	1%	0%							43%
AM Peak Hour	09:00	11:00	09:00	07:00	07:00	03:00	05:00							09:00
Volume	9	7	6	6	2	1	1							23
PM Volumes	16	29	33	47	21	2	0	0	0	0	0	0	0	148
% PM	6%	11%	13%	18%	8%	1%								57%
PM Peak Hour	14:00	13:00	16:00	14:00	17:00	13:00								12:00
Volume	6	5	7	9	6	1								24

Directional Peak Periods	AM 7-9			NOON 12-2			PM 4-6			Off Peak Volumes		
All Speeds	Volume		%	Volume		%	Volume		%	Volume		%
	26	↔	10%	38	↔	15%	41	↔	16%	153	↔	59%

Street Name	Direction	Percentiles					
		15th	50th	Average	85th	95th	ADT
S Edison Blvd	North Bound	15	24	23	29	33	440
S Edison Blvd	South Bound	14	23	22	30	34	258

Prepared by National Data & Surveying Services

SPEED

S Edison Blvd Bet. S Brighton St & S Buena Vista St

Day: Wednesday
Date: 1/19/2022

City: Burbank
Project #: CA22_020022_002

Summary

Time	< 15	15 - 19	20 - 24	25 - 29	30 - 34	35 - 39	40 - 44	45 - 49	50 - 54	55 - 59	60 - 64	65 - 69	70 +	Total
00:00 AM	1	1	2	1	0	0	0	0	0	0	0	0	0	5
01:00	0	0	1	0	1	0	0	0	0	0	0	0	0	2
02:00	1	0	2	0	0	0	0	0	0	0	0	0	0	3
03:00	0	1	0	0	0	1	0	0	0	0	0	0	0	2
04:00	0	2	1	2	0	0	0	0	0	0	0	0	0	5
05:00	1	2	3	3	0	0	1	0	0	0	0	0	0	10
06:00	4	2	3	3	1	1	0	0	0	0	0	0	0	14
07:00	4	3	7	12	5	0	0	0	0	0	0	0	0	31
08:00	13	10	4	6	2	0	0	0	0	0	0	0	0	35
09:00	15	6	19	11	4	0	0	0	0	0	0	0	0	55
10:00	13	7	6	8	6	1	0	0	0	0	0	0	0	41
11:00	5	11	9	15	4	0	0	0	0	0	0	0	0	44
12:00 PM	7	10	16	17	6	0	0	0	0	0	0	0	0	56
13:00	5	7	10	10	4	1	0	0	0	0	0	0	0	37
14:00	11	12	10	18	7	1	0	0	0	0	0	0	0	59
15:00	9	10	13	26	9	0	0	0	0	0	0	0	0	67
16:00	5	19	27	14	6	1	0	0	0	0	0	0	0	72
17:00	2	7	11	22	10	0	0	0	0	0	0	0	0	52
18:00	5	6	9	13	1	0	0	0	0	0	0	0	0	34
19:00	5	1	7	7	5	0	1	0	0	0	0	0	0	26
20:00	2	2	6	9	3	0	0	0	0	0	0	0	0	22
21:00	1	2	4	6	0	1	0	0	0	0	0	0	0	14
22:00	1	1	2	3	2	0	0	0	0	0	0	0	0	9
23:00	0	0	1	2	0	0	0	0	0	0	0	0	0	3
Totals	110	122	173	208	76	7	2							698
% of Totals	16%	17%	25%	30%	11%	1%	0%							100%

AM Volumes	57	45	57	61	23	3	1	0	0	0	0	0	0	247
% AM	8%	6%	8%	9%	3%	0%	0%							35%
AM Peak Hour	09:00	11:00	09:00	11:00	10:00	03:00	05:00							09:00
Volume	15	11	19	15	6	1	1							55
PM Volumes	53	77	116	147	53	4	1	0	0	0	0	0	0	451
% PM	8%	11%	17%	21%	8%	1%	0%							65%
PM Peak Hour	14:00	16:00	16:00	15:00	17:00	13:00	19:00							16:00
Volume	11	19	27	26	10	1	1							72

Directional Peak Periods	AM 7-9			NOON 12-2			PM 4-6			Off Peak Volumes		
All Speeds	Volume		%	Volume		%	Volume		%	Volume		%
	66	↔	9%	93	↔	13%	124	↔	18%	415	↔	59%

Street Name	Direction	Percentiles					
		15th	50th	Average	85th	95th	ADT
S Edison Blvd	Summary	15	23	22	30	33	698

Prepared by NDS/ATD

Prepared by National Data & Surveying Services

VOLUME

S Edison Blvd Bet. S Brighton St & S Buena Vista St

Day: Wednesday
Date: 1/19/2022

City: Burbank
Project #: CA22_020022_002

DAILY TOTALS	NB	SB	EB	WB	Total
	440	258	0	0	698

AM Period	NB		SB		EB	WB	TOTAL		PM Period	NB		SB		EB	WB	TOTAL	
00:00	0		0		0	0			12:00	13		4		0	0	17	
00:15	2		2		0	0	4		12:15	5		2		0	0	7	
00:30	0		1		0	0	1		12:30	10		10		0	0	20	
00:45	0	2	0	3	0	0		5	12:45	4	32	8	24	0	0	12	56
01:00	1		0		0	0	1		13:00	9		1		0	0	10	
01:15	1		0		0	0	1		13:15	8		7		0	0	15	
01:30	0		0		0	0			13:30	3		5		0	0	8	
01:45	0	2	0		0	0		2	13:45	3	23	1	14	0	0	4	37
02:00	1		0		0	0	1		14:00	9		4		0	0	13	
02:15	0		0		0	0			14:15	13		3		0	0	16	
02:30	0		0		0	0			14:30	7		6		0	0	13	
02:45	0	1	2	2	0	0	2	3	14:45	8	37	9	22	0	0	17	59
03:00	0		1		0	0	1		15:00	13		6		0	0	19	
03:15	0		0		0	0			15:15	18		6		0	0	24	
03:30	0		0		0	0			15:30	15		2		0	0	17	
03:45	0		1	2	0	0	1	2	15:45	5	51	2	16	0	0	7	67
04:00	1		2		0	0	3		16:00	12		8		0	0	20	
04:15	0		0		0	0			16:15	9		3		0	0	12	
04:30	0		2		0	0	2		16:30	15		8		0	0	23	
04:45	0	1	0	4	0	0		5	16:45	15	51	2	21	0	0	17	72
05:00	0		2		0	0	2		17:00	10		5		0	0	15	
05:15	2		0		0	0	2		17:15	7		5		0	0	12	
05:30	0		1		0	0	1		17:30	5		7		0	0	12	
05:45	0	2	5	8	0	0	5	10	17:45	10	32	3	20	0	0	13	52
06:00	1		0		0	0	1		18:00	12		4		0	0	16	
06:15	1		3		0	0	4		18:15	4		3		0	0	7	
06:30	1		3		0	0	4		18:30	6		1		0	0	7	
06:45	3	6	2	8	0	0	5	14	18:45	4	26	0	8	0	0	4	34
07:00	4		1		0	0	5		19:00	9		2		0	0	11	
07:15	4		2		0	0	6		19:15	2		4		0	0	6	
07:30	4		2		0	0	6		19:30	2		3		0	0	5	
07:45	8	20	6	11	0	0	14	31	19:45	4	17	0	9	0	0	4	26
08:00	9		3		0	0	12		20:00	2		4		0	0	6	
08:15	2		4		0	0	6		20:15	3		0		0	0	3	
08:30	1		5		0	0	6		20:30	5		1		0	0	6	
08:45	8	20	3	15	0	0	11	35	20:45	6	16	1	6	0	0	7	22
09:00	6		7		0	0	13		21:00	4		1		0	0	5	
09:15	9		8		0	0	17		21:15	0		1		0	0	1	
09:30	10		3		0	0	13		21:30	5		1		0	0	6	
09:45	7	32	5	23	0	0	12	55	21:45	1	10	1	4	0	0	2	14
10:00	7		6		0	0	13		22:00	3		1		0	0	4	
10:15	5		4		0	0	9		22:15	1		1		0	0	2	
10:30	2		5		0	0	7		22:30	1		1		0	0	2	
10:45	10	24	2	17	0	0	12	41	22:45	1	6	0	3	0	0	1	9
11:00	7		1		0	0	8		23:00	0		0		0	0		
11:15	3		5		0	0	8		23:15	0		0		0	0		
11:30	10		8		0	0	18		23:30	0		0		0	0		
11:45	7	27	3	17	0	0	10	44	23:45	2	2	1	1	0	0	3	3
TOTALS		137		110				247	TOTALS		303		148				451
SPLIT %		55.5%		44.5%				35.4%	SPLIT %		67.2%		32.8%				64.6%

DAILY TOTALS	NB	SB	EB	WB	Total
	440	258	0	0	698

AM Peak Hour	11:30	08:30			09:00	PM Peak Hour	14:45	14:30			14:45
AM Pk Volume	35	23			55	PM Pk Volume	54	27			77
Pk Hr Factor	0.673	0.719			0.809	Pk Hr Factor	0.750	0.750			0.802
7 - 9 Volume	40	26	0	0	66	4 - 6 Volume	83	41	0	0	124
7 - 9 Peak Hour	07:15	07:45			07:15	4 - 6 Peak Hour	16:00	16:00			16:00
7 - 9 Pk Volume	25	18	0	0	38	4 - 6 Pk Volume	51	21	0	0	72
Pk Hr Factor	0.694	0.750	0.000	0.000	0.679	Pk Hr Factor	0.850	0.656	0.000	0.000	0.783

Prepared by NDS/ATD

Project #: CA22_020022_002 **City:** Burbank

Location: S Edison Blvd Bet. S Brighton St & S Buena **Date:** 1/19/2022

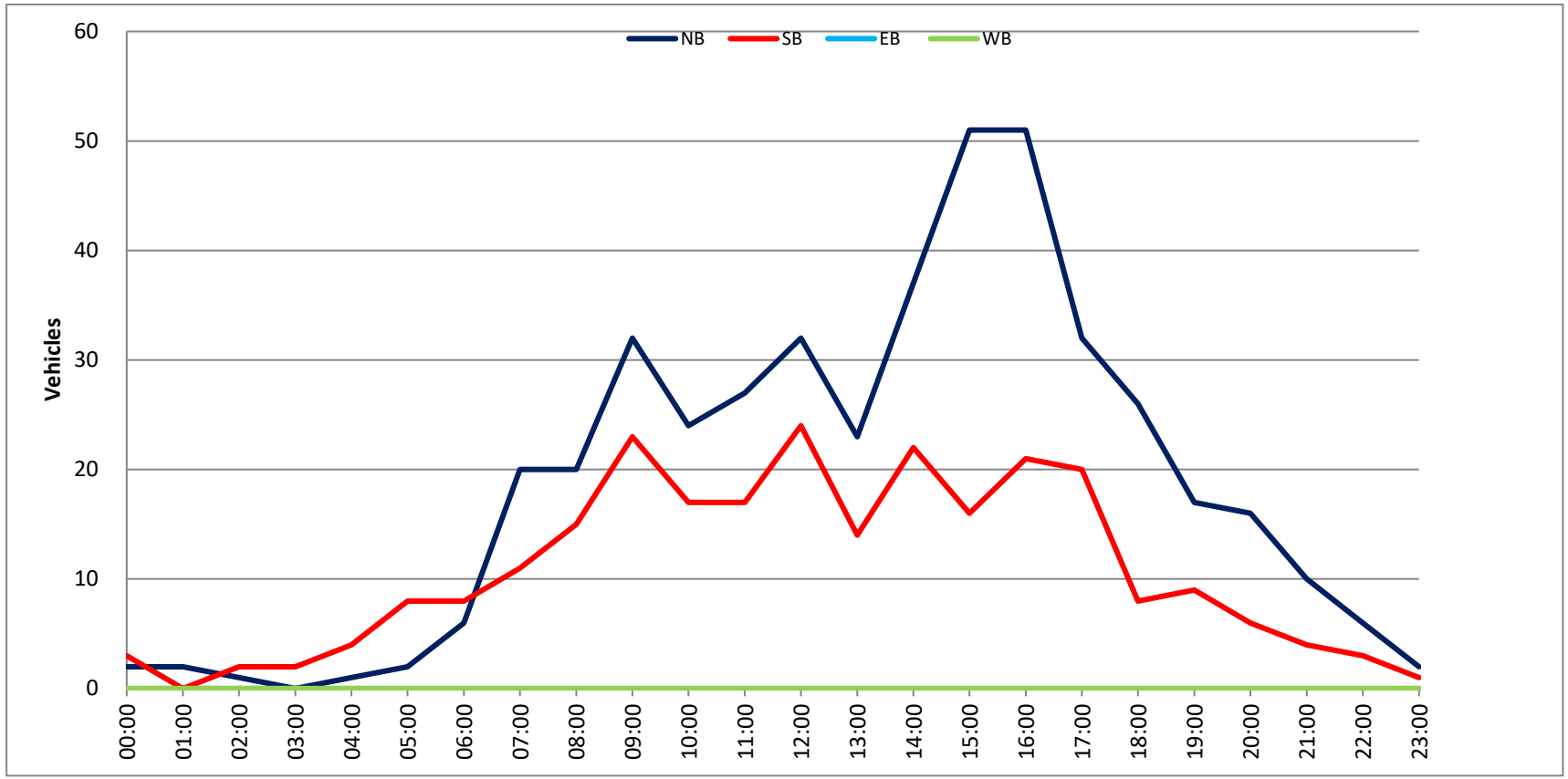

Prepared by National Data & Surveying Services

SPEED

S Edison Blvd Bet. S Brighton St & S Buena Vista St

Day: Thursday
Date: 1/20/2022

City: Burbank
Project #: CA22_020022_002n

North Bound

Time	< 15	15 - 19	20 - 24	25 - 29	30 - 34	35 - 39	40 - 44	45 - 49	50 - 54	55 - 59	60 - 64	65 - 69	70 +	Total
00:00 AM	0	0	1	0	1	1	0	0	0	0	0	0	0	3
00:15	0	0	0	0	0	0	0	0	0	0	0	0	0	0
00:30	0	0	0	0	0	0	0	0	0	0	0	0	0	0
00:45	0	0	0	1	0	0	0	0	0	0	0	0	0	1
01:00	0	0	0	1	0	0	0	0	0	0	0	0	0	1
01:15	0	0	0	0	0	0	0	0	0	0	0	0	0	0
01:30	0	0	0	0	0	0	0	0	0	0	0	0	0	0
01:45	0	0	0	0	0	0	0	0	0	0	0	0	0	0
02:00	0	0	0	0	0	0	0	0	0	0	0	0	0	0
02:15	0	0	0	1	0	0	0	0	0	0	0	0	0	1
02:30	0	0	0	0	0	0	0	0	0	0	0	0	0	0
02:45	0	0	0	0	0	0	0	0	0	0	0	0	0	0
03:00	0	0	0	0	0	0	0	0	0	0	0	0	0	0
03:15	0	0	0	0	0	0	0	0	0	0	0	0	0	0
03:30	0	0	0	0	0	0	0	0	0	0	0	0	0	0
03:45	0	0	0	0	0	0	0	0	0	0	0	0	0	0
04:00	0	1	0	0	0	0	0	0	0	0	0	0	0	1
04:15	0	0	0	0	0	0	0	0	0	0	0	0	0	0
04:30	0	0	0	0	0	0	0	0	0	0	0	0	0	0
04:45	0	0	0	0	0	0	0	0	0	0	0	0	0	0
05:00	0	0	0	0	0	0	0	0	0	0	0	0	0	0
05:15	0	0	0	0	0	0	0	0	0	0	0	0	0	0
05:30	0	0	0	1	0	0	0	0	0	0	0	0	0	1
05:45	0	0	0	1	0	0	0	0	0	0	0	0	0	1
06:00	0	0	0	1	0	0	0	0	0	0	0	0	0	1
06:15	1	1	0	0	1	0	0	0	0	0	0	0	0	3
06:30	0	0	0	0	0	1	0	0	0	0	0	0	0	1
06:45	1	1	0	0	0	0	0	0	0	0	0	0	0	2
07:00	1	2	1	2	0	0	0	0	0	0	0	0	0	6
07:15	0	0	0	3	0	0	0	0	0	0	0	0	0	3
07:30	1	1	2	1	0	0	0	0	0	0	0	0	0	5
07:45	1	0	6	4	0	0	0	0	0	0	0	0	0	11
08:00	4	3	1	3	1	1	0	0	0	0	0	0	0	13
08:15	3	0	1	0	0	0	0	0	0	0	0	0	0	4
08:30	0	3	0	1	0	0	0	0	0	0	0	0	0	4
08:45	1	2	1	3	1	0	0	0	0	0	0	0	0	8
09:00	2	0	0	3	1	0	0	0	0	0	0	0	0	6
09:15	2	3	2	2	0	0	0	0	0	0	0	0	0	9
09:30	3	1	0	7	1	1	0	0	0	0	0	0	0	13
09:45	1	1	0	2	0	0	0	0	0	0	0	0	0	4
10:00	2	0	6	6	1	0	0	0	0	0	0	0	0	15
10:15	1	2	1	1	0	0	0	0	0	0	0	0	0	5
10:30	0	0	0	2	0	0	0	0	0	0	0	0	0	2
10:45	0	0	2	3	1	0	0	0	0	0	0	0	0	6
11:00	2	0	1	2	0	0	0	0	0	0	0	0	0	5
11:15	0	1	1	2	0	0	0	0	0	0	0	0	0	4
11:30	1	1	2	1	0	0	0	0	0	0	0	0	0	5
11:45	0	0	0	4	2	0	0	0	0	0	0	0	0	6
12:00 PM	2	2	3	5	0	0	0	0	0	0	0	0	0	12
12:15	2	1	2	3	2	0	0	0	0	0	0	0	0	10
12:30	1	3	2	5	0	1	0	0	0	0	0	0	0	12
12:45	2	2	1	7	0	0	0	0	0	0	0	0	0	12
13:00	3	1	1	6	1	0	0	0	0	0	0	0	0	12
13:15	1	0	3	1	0	0	0	0	0	0	0	0	0	5
13:30	6	0	3	1	1	0	0	0	0	0	0	0	0	11
13:45	0	1	1	4	1	0	0	0	0	0	0	0	0	7
14:00	3	1	0	2	2	0	0	0	0	0	0	0	0	8
14:15	3	3	1	2	0	0	0	0	0	0	0	0	0	9
14:30	0	0	1	4	1	0	0	0	0	0	0	0	0	6
14:45	0	0	2	3	2	0	0	0	0	0	0	0	0	7
15:00	0	1	3	3	3	0	0	0	0	0	0	0	0	10
15:15	0	0	3	6	5	1	0	0	0	0	0	0	0	15
15:30	3	4	2	6	2	0	0	0	0	0	0	0	0	17
15:45	0	0	0	4	2	0	0	0	0	0	0	0	0	6
16:00	4	5	5	3	3	0	0	0	0	0	0	0	0	20
16:15	0	1	1	2	1	0	0	0	0	0	0	0	0	5
16:30	1	2	2	4	0	0	0	0	0	0	0	0	0	9
16:45	0	1	2	2	1	0	0	0	0	0	0	0	0	6
17:00	0	2	1	3	0	0	0	0	0	0	0	0	0	6
17:15	0	0	2	2	1	0	0	0	0	0	0	0	0	5
17:30	1	2	1	0	0	0	0	0	0	0	0	0	0	4
17:45	1	2	1	2	1	0	0	0	0	0	0	0	0	7
18:00	3	1	2	2	2	0	0	0	0	0	0	0	0	10
18:15	1	0	1	3	0	0	0	0	0	0	0	0	0	5
18:30	0	1	1	2	0	0	0	0	0	0	0	0	0	4
18:45	0	0	2	4	1	0	0	0	0	0	0	0	0	7
19:00	0	0	1	2	1	0	0	0	0	0	0	0	0	4
19:15	0	0	0	1	0	0	0	0	0	0	0	0	0	1
19:30	0	0	0	1	0	0	0	0	0	0	0	0	0	1
19:45	0	0	0	1	1	0	0	0	0	0	0	0	0	2
20:00	0	0	0	1	0	0	0	0	0	0	0	0	0	1
20:15	0	0	0	0	0	0	0	0	0	0	0	0	0	0
20:30	1	1	1	2	1	0	0	0	0	0	0	0	0	6
20:45	1	1	1	1	0	0	0	0	0	0	0	0	0	4
21:00	0	0	0	0	0	0	0	0	0	0	0	0	0	0
21:15	0	0	0	0	0	0	0	0	0	0	0	0	0	0
21:30	1	1	1	2	0	0	0	0	0	0	0	0	0	5
21:45	0	0	0	2	0	0	0	0	0	0	0	0	0	2
22:00	0	0	0	0	0	0	0	0	0	0	0	0	0	0
22:15	0	0	0	0	0	0	0	0	0	0	0	0	0	0
22:30	0	0	0	1	0	0	0	0	0	0	0	0	0	1
22:45	0	0	0	0	0	0	0	0	0	0	0	0	0	0
23:00	1	1	1	1	1	0	0	0	0	0	0	0	0	5
23:15	0	0	0	2	0	0	0	0	0	0	0	0	0	2
23:30	1	1	1	1	0	0	0	0	0	0	0	0	0	4
23:45	0	0	0	2	0	0	0	0	0	0	0	0	0	2
Totals	69	64	83	169	46	6								437
% of Totals	16%	15%	19%	39%	11%	1%								100%

AM Volumes	27	23	28	58	10	4	0	0	0	0	0	0	0	150
% AM	6%	5%	6%	13%	2%	1%								34%
AM Peak Hour	07:30	08:00	07:30	09:15	11:30									09:15
Volume	9	8	10	17	4	1								41
PM Volumes	42	41	55	111	36	2	0	0	0	0	0	0	0	287
% PM	10%	9%	13%	25%	8%	0%								66%
PM Peak Hour	12:45	15:30	14:45	12:15	14:45	12:00								15:15
Volume	12	10	10	21	12	1								58

Directional Peak Periods	AM 7-9			NOON 12-2			PM 4-6			Off Peak Volumes		
All Classes	Volume	⟷	%	Volume	⟷	%	Volume	⟷	%	Volume	⟷	%
	54		12%	81		19%	62		14%	240		55%

Street Name	Direction	Percentiles					
		15th	50th	Average	85th	95th	ADT
S Edison Blvd	North Bound	15	25	23	30	33	437
S Edison Blvd	South Bound	14	23	22	30	34	268

Prepared by National Data & Surveying Services

SPEED

S Edison Blvd Bet. S Brighton St & S Buena Vista St

Day: Thursday
Date: 1/20/2022

City: Burbank
Project #: CA22_020022_002s

South Bound

Time	< 15	15 - 19	20 - 24	25 - 29	30 - 34	35 - 39	40 - 44	45 - 49	50 - 54	55 - 59	60 - 64	65 - 69	70 +	Total
00:00 AM	0	0	0	0	0	0	0	0	0	0	0	0	0	0
00:15	0	0	0	0	0	0	0	0	0	0	0	0	0	0
00:30	0	0	0	0	0	0	0	0	0	0	0	0	0	0
00:45	0	0	0	0	0	0	0	0	0	0	0	0	0	0
01:00	0	0	0	1	0	0	0	0	0	0	0	0	0	1
01:15	0	0	1	0	0	0	0	0	0	0	0	0	0	1
01:30	0	0	0	0	0	0	0	0	0	0	0	0	0	0
01:45	0	0	0	0	0	0	0	0	0	0	0	0	0	0
02:00	0	0	0	0	0	0	0	0	0	0	0	0	0	0
02:15	0	0	0	0	0	0	0	0	0	0	0	0	0	0
02:30	0	0	0	0	0	0	0	0	0	0	0	0	0	0
02:45	0	0	0	0	0	0	0	0	0	0	0	0	0	0
03:00	0	0	0	0	0	0	0	0	0	0	0	0	0	0
03:15	0	0	0	0	0	0	0	0	0	0	0	0	0	0
03:30	1	0	0	0	0	0	0	0	0	0	0	0	0	1
03:45	0	0	0	1	0	0	0	0	0	0	0	0	0	1
04:00	0	0	0	0	0	0	0	0	0	0	0	0	0	0
04:15	0	0	0	0	0	0	0	0	0	0	0	0	0	0
04:30	0	0	0	1	0	0	0	0	0	0	0	0	0	1
04:45	0	0	0	0	0	0	0	0	0	0	0	0	0	0
05:00	0	1	0	1	0	0	0	0	0	0	0	0	0	2
05:15	0	0	0	0	0	0	0	0	0	0	0	0	0	0
05:30	0	0	0	0	0	0	0	0	0	0	0	0	0	0
05:45	0	0	0	0	0	0	0	0	0	0	0	0	0	0
06:00	0	1	1	0	0	0	0	0	0	0	0	0	0	2
06:15	0	0	0	0	0	0	0	0	0	0	0	0	0	0
06:30	0	0	0	2	0	0	0	0	0	0	0	0	0	2
06:45	0	0	0	3	2	0	0	0	0	0	0	0	0	5
07:00	0	1	0	0	0	0	0	0	0	0	0	0	0	1
07:15	1	1	0	1	0	0	0	0	0	0	0	0	0	3
07:30	0	1	1	1	1	0	0	0	0	0	0	0	0	4
07:45	2	3	2	0	0	0	0	0	0	0	0	0	0	7
08:00	1	0	1	0	0	0	0	0	0	0	0	0	0	2
08:15	1	0	1	1	0	0	0	0	0	0	0	0	0	3
08:30	0	2	2	3	0	0	0	0	0	0	0	0	0	7
08:45	2	0	2	0	2	0	0	0	0	0	0	0	0	6
09:00	1	1	2	1	0	0	0	0	0	0	0	0	0	5
09:15	1	0	1	1	0	0	0	0	0	0	0	0	0	3
09:30	5	1	1	1	0	0	0	0	0	0	0	0	0	8
09:45	0	2	4	1	0	0	0	0	0	0	0	0	0	7
10:00	2	3	4	1	1	0	0	0	0	0	0	0	0	11
10:15	2	1	1	0	0	0	0	0	0	0	0	0	0	4
10:30	0	3	2	1	0	0	0	0	0	0	0	0	0	6
10:45	2	2	0	1	0	0	0	0	0	0	0	0	0	5
11:00	1	2	1	1	0	0	0	0	0	0	0	0	0	5
11:15	3	1	0	3	0	0	0	0	0	0	0	0	0	7
11:30	0	2	1	2	2	0	0	0	0	0	0	0	0	7
11:45	2	1	1	1	0	0	0	0	0	0	0	0	0	5
12:00 PM	1	0	1	0	0	0	1	0	0	0	0	0	0	3
12:15	0	3	2	0	1	0	0	0	0	0	0	0	0	6
12:30	0	1	2	2	0	0	0	0	0	0	0	0	0	5
12:45	1	0	2	1	1	0	0	0	0	0	0	0	0	5
13:00	0	1	3	0	0	1	0	0	0	0	0	0	0	5
13:15	2	0	1	0	1	0	0	0	0	0	0	0	0	4
13:30	2	1	1	0	0	0	0	0	0	0	0	0	0	4
13:45	0	3	1	0	0	0	0	0	0	0	0	0	0	4
14:00	0	0	6	0	1	1	0	0	0	0	0	0	0	8
14:15	2	0	0	2	1	0	0	0	0	0	0	0	0	5
14:30	0	0	3	2	1	0	0	0	0	0	0	0	0	6
14:45	0	1	2	2	0	0	0	0	0	0	0	0	0	5
15:00	0	0	2	4	0	0	0	0	0	0	0	0	0	6
15:15	0	1	2	1	0	0	0	0	0	0	0	0	0	4
15:30	1	4	0	4	0	0	0	0	0	0	0	0	0	9
15:45	1	0	1	2	0	0	0	0	0	0	0	0	0	4
16:00	1	0	1	2	1	0	1	0	0	0	0	0	0	6
16:15	0	0	0	1	0	0	0	0	0	0	0	0	0	1
16:30	0	0	1	1	1	0	0	0	0	0	0	0	0	3
16:45	0	0	2	1	0	0	0	0	0	0	0	0	0	3
17:00	2	2	0	2	0	0	0	0	0	0	0	0	0	6
17:15	1	1	0	0	1	0	2	0	0	0	0	0	0	5
17:30	0	0	0	0	1	0	0	0	0	0	0	0	0	1
17:45	0	0	0	0	0	0	0	0	0	0	0	0	0	0
18:00	0	0	2	1	2	0	0	0	0	0	0	0	0	5
18:15	1	0	0	1	1	0	0	0	0	0	0	0	0	3
18:30	0	0	0	1	0	1	0	0	0	0	0	0	0	2
18:45	1	0	1	1	0	0	0	0	0	0	0	0	0	3
19:00	0	0	1	2	1	0	0	0	0	0	0	0	0	4
19:15	2	0	1	1	1	0	0	0	0	0	0	0	0	5
19:30	0	0	0	1	0	0	0	0	0	0	0	0	0	1
19:45	1	0	2	0	1	2	0	0	0	0	0	0	0	6
20:00	0	0	1	0	0	0	0	0	0	0	0	0	0	1
20:15	0	0	0	0	0	0	0	0	0	0	0	0	0	0
20:30	0	0	0	0	0	0	0	0	0	0	0	0	0	0
20:45	0	0	0	0	1	0	0	0	0	0	0	0	0	1
21:00	0	0	0	0	0	0	0	0	0	0	0	0	0	0
21:15	0	0	0	0	1	0	0	0	0	0	0	0	0	1
21:30	0	1	1	0	0	0	0	0	0	0	0	0	0	2
21:45	0	0	0	0	0	0	0	0	0	0	0	0	0	0
22:00	1	1	0	0	0	0	0	0	0	0	0	0	0	2
22:15	0	0	0	0	0	0	0	0	0	0	0	0	0	0
22:30	0	0	0	1	0	0	0	0	0	0	0	0	0	1
22:45	0	0	0	0	0	0	0	0	0	0	0	0	0	0
23:00	0	0	0	0	0	0	0	0	0	0	0	0	0	0
23:15	0	0	0	0	0	0	0	0	0	0	0	0	0	0
23:30	0	0	0	0	0	0	0	0	0	0	0	0	0	0
23:45	0	0	0	1	0	0	0	0	0	0	0	0	0	1
Totals	47	49	71	66	26	5	4							268
% of Totals	18%	18%	26%	25%	10%	2%	1%							100%

AM Volumes	27	29	29	29	8	0	0	0	0	0	0	0	0	122
% AM	10%	11%	11%	11%	3%									46%
AM Peak Hour	08:45	09:45	09:45	10:45	06:45		11:15							09:30
Volume	9	9	11	7	3		1							30
PM Volumes	20	20	42	37	18	5	4	0	0	0	0	0	0	146
% PM	7%	7%	16%	14%	7%	2%	1%							54%
PM Peak Hour	12:45	14:45	14:00	14:45	17:15	19:00	16:30							14:00
Volume	5	6	11	11	4	2	2							24

Directional Peak Periods	AM 7-9			NOON 12-2			PM 4-6			Off Peak Volumes		
All Classes	Volume	⟷	%	Volume	⟷	%	Volume	⟷	%	Volume	⟷	%
	33		12%	36		13%	25		9%	174		65%

Street Name	Direction	Percentiles					
		15th	50th	Average	85th	95th	ADT
S Edison Blvd	North Bound	15	25	23	30	33	437
S Edison Blvd	South Bound	14	23	22	30	34	268

Prepared by National Data & Surveying Services

SPEED

S Edison Blvd Bet. S Brighton St & S Buena Vista St

Day: Thursday
Date: 1/20/2022

City: Burbank
Project #: CA22_020022_002

Summary

Time	< 15	15 - 19	20 - 24	25 - 29	30 - 34	35 - 39	40 - 44	45 - 49	50 - 54	55 - 59	60 - 64	65 - 69	70 +	Total
00:00 AM	0	0	1	0	1	1	0	0	0	0	0	0	0	3
00:15	0	0	0	0	0	0	0	0	0	0	0	0	0	0
00:30	0	0	0	0	0	0	0	0	0	0	0	0	0	0
00:45	0	0	0	1	0	0	0	0	0	0	0	0	0	1
01:00	0	0	0	2	0	0	0	0	0	0	0	0	0	2
01:15	0	0	1	0	0	0	0	0	0	0	0	0	0	1
01:30	0	0	0	0	0	0	0	0	0	0	0	0	0	0
01:45	0	0	0	0	0	0	0	0	0	0	0	0	0	0
02:00	0	0	0	0	0	0	0	0	0	0	0	0	0	0
02:15	0	0	0	1	0	0	0	0	0	0	0	0	0	1
02:30	0	0	0	0	0	0	0	0	0	0	0	0	0	0
02:45	0	0	0	0	0	0	0	0	0	0	0	0	0	0
03:00	0	0	0	0	0	0	0	0	0	0	0	0	0	0
03:15	0	0	0	0	0	0	0	0	0	0	0	0	0	0
03:30	1	0	0	0	0	0	0	0	0	0	0	0	0	1
03:45	0	0	0	1	0	0	0	0	0	0	0	0	0	1
04:00	0	1	0	0	0	0	0	0	0	0	0	0	0	1
04:15	0	0	0	0	0	0	0	0	0	0	0	0	0	0
04:30	0	0	0	1	0	0	0	0	0	0	0	0	0	1
04:45	0	0	0	0	0	0	0	0	0	0	0	0	0	0
05:00	0	1	0	1	0	0	0	0	0	0	0	0	0	2
05:15	0	0	0	0	0	0	0	0	0	0	0	0	0	0
05:30	0	0	0	1	0	0	0	0	0	0	0	0	0	1
05:45	0	0	0	1	0	0	0	0	0	0	0	0	0	1
06:00	0	1	1	1	0	0	0	0	0	0	0	0	0	3
06:15	1	1	0	0	1	0	0	0	0	0	0	0	0	3
06:30	0	0	0	2	0	1	0	0	0	0	0	0	0	3
06:45	1	1	0	3	2	0	0	0	0	0	0	0	0	7
07:00	1	3	1	2	0	0	0	0	0	0	0	0	0	7
07:15	1	1	0	4	0	0	0	0	0	0	0	0	0	6
07:30	1	2	3	2	1	0	0	0	0	0	0	0	0	9
07:45	3	3	8	4	0	0	0	0	0	0	0	0	0	18
08:00	5	3	2	3	1	1	0	0	0	0	0	0	0	15
08:15	4	0	2	1	0	0	0	0	0	0	0	0	0	7
08:30	0	5	2	4	0	0	0	0	0	0	0	0	0	11
08:45	3	2	3	3	3	0	0	0	0	0	0	0	0	14
09:00	3	1	2	4	1	0	0	0	0	0	0	0	0	11
09:15	3	3	3	3	0	0	0	0	0	0	0	0	0	12
09:30	8	2	1	8	1	1	0	0	0	0	0	0	0	21
09:45	1	3	4	3	0	0	0	0	0	0	0	0	0	11
10:00	4	3	10	7	2	0	0	0	0	0	0	0	0	26
10:15	3	3	2	1	0	0	0	0	0	0	0	0	0	9
10:30	0	3	2	3	0	0	0	0	0	0	0	0	0	8
10:45	2	2	2	4	1	0	0	0	0	0	0	0	0	11
11:00	3	2	2	3	0	0	0	0	0	0	0	0	0	10
11:15	3	2	1	5	0	0	0	0	0	0	0	0	0	11
11:30	1	3	3	3	2	0	0	0	0	0	0	0	0	12
11:45	2	1	1	5	2	0	0	0	0	0	0	0	0	11
12:00 PM	3	2	4	5	0	0	1	0	0	0	0	0	0	15
12:15	2	4	4	3	3	0	0	0	0	0	0	0	0	16
12:30	1	4	4	7	0	1	0	0	0	0	0	0	0	17
12:45	3	2	3	8	1	0	0	0	0	0	0	0	0	17
13:00	3	2	4	6	1	1	0	0	0	0	0	0	0	17
13:15	3	0	4	1	1	0	0	0	0	0	0	0	0	9
13:30	8	1	4	1	1	0	0	0	0	0	0	0	0	15
13:45	0	4	2	4	1	0	0	0	0	0	0	0	0	11
14:00	3	1	6	2	3	1	0	0	0	0	0	0	0	16
14:15	5	3	1	4	1	0	0	0	0	0	0	0	0	14
14:30	0	0	4	6	2	0	0	0	0	0	0	0	0	12
14:45	0	1	4	5	2	0	0	0	0	0	0	0	0	12
15:00	0	1	5	7	3	0	0	0	0	0	0	0	0	16
15:15	0	1	5	7	5	1	0	0	0	0	0	0	0	19
15:30	4	8	2	10	2	0	0	0	0	0	0	0	0	26
15:45	1	0	1	6	2	0	0	0	0	0	0	0	0	10
16:00	5	5	6	5	4	0	1	0	0	0	0	0	0	26
16:15	0	1	1	3	1	0	0	0	0	0	0	0	0	6
16:30	1	2	3	5	1	0	0	0	0	0	0	0	0	12
16:45	0	1	4	3	1	0	0	0	0	0	0	0	0	9
17:00	2	4	1	5	0	0	0	0	0	0	0	0	0	12
17:15	1	1	2	2	2	0	2	0	0	0	0	0	0	10
17:30	1	2	1	0	1	0	0	0	0	0	0	0	0	5
17:45	1	2	1	2	1	0	0	0	0	0	0	0	0	7
18:00	3	1	4	3	4	0	0	0	0	0	0	0	0	15
18:15	2	0	1	4	1	0	0	0	0	0	0	0	0	8
18:30	0	1	1	3	0	1	0	0	0	0	0	0	0	6
18:45	1	0	3	5	1	0	0	0	0	0	0	0	0	10
19:00	0	0	2	4	2	0	0	0	0	0	0	0	0	8
19:15	2	0	1	2	1	0	0	0	0	0	0	0	0	6
19:30	0	0	0	2	0	0	0	0	0	0	0	0	0	2
19:45	1	0	2	1	2	2	0	0	0	0	0	0	0	8
20:00	0	0	1	1	0	0	0	0	0	0	0	0	0	2
20:15	0	0	0	0	0	0	0	0	0	0	0	0	0	0
20:30	1	1	1	2	1	0	0	0	0	0	0	0	0	6
20:45	1	1	1	1	1	0	0	0	0	0	0	0	0	5
21:00	0	0	0	0	0	0	0	0	0	0	0	0	0	0
21:15	0	0	0	0	1	0	0	0	0	0	0	0	0	1
21:30	1	2	2	2	0	0	0	0	0	0	0	0	0	7
21:45	0	0	0	2	0	0	0	0	0	0	0	0	0	2
22:00	1	1	0	0	0	0	0	0	0	0	0	0	0	2
22:15	0	0	0	0	0	0	0	0	0	0	0	0	0	0
22:30	0	0	0	2	0	0	0	0	0	0	0	0	0	2
22:45	0	0	0	0	0	0	0	0	0	0	0	0	0	0
23:00	1	1	1	1	1	0	0	0	0	0	0	0	0	5
23:15	0	0	0	2	0	0	0	0	0	0	0	0	0	2
23:30	1	1	1	1	0	0	0	0	0	0	0	0	0	4
23:45	0	0	0	3	0	0	0	0	0	0	0	0	0	3
Totals	116	113	154	235	72	11	4							705
% of Totals	16%	16%	22%	33%	10%	2%	1%							100%

AM Volumes	54	52	57	87	18	4	0	0	0	0	0	0	0	272
% AM	8%	7%	8%	12%	3%	1%								39%
AM Peak Hour	08:45	09:45	09:15	09:15	11:30		11:15							09:15
Volume	17	12	18	21	7	1	1							70
PM Volumes	62	61	97	148	54	7	4	0	0	0	0	0	0	433
% PM	9%	9%	14%	21%	8%	1%	1%							61%
PM Peak Hour	12:45	15:15	14:30	15:00	15:15	12:15	16:30							15:15
Volume	17	14	18	30	13	2	2							81

Directional Peak Periods	AM 7-9			NOON 12-2			PM 4-6			Off Peak Volumes		
All Classes	Volume	⟷	%	Volume	⟷	%	Volume	⟷	%	Volume	⟷	%
	87	⟷	12%	117	⟷	17%	87	⟷	12%	414	⟷	59%

Street Name	Direction	Percentiles					
		15th	50th	Average	85th	95th	ADT
S Edison Blvd	Summary	14	24	23	30	34	705

Prepared by National Data & Surveying Services

SPEED

S Edison Blvd Bet. S Brighton St & S Buena Vista St

Day: Thursday
Date: 1/20/2022

City: Burbank
Project #: CA22_020022_002n

North Bound

Time	< 15	15 - 19	20 - 24	25 - 29	30 - 34	35 - 39	40 - 44	45 - 49	50 - 54	55 - 59	60 - 64	65 - 69	70 +	Total
00:00 AM	0	0	1	1	1	1	0	0	0	0	0	0	0	4
01:00	0	0	0	1	0	0	0	0	0	0	0	0	0	1
02:00	0	0	0	1	0	0	0	0	0	0	0	0	0	1
03:00	0	0	0	0	0	0	0	0	0	0	0	0	0	0
04:00	0	1	0	0	0	0	0	0	0	0	0	0	0	1
05:00	0	0	0	2	0	0	0	0	0	0	0	0	0	2
06:00	2	2	0	1	1	1	0	0	0	0	0	0	0	7
07:00	3	3	9	10	0	0	0	0	0	0	0	0	0	25
08:00	8	8	3	7	2	1	0	0	0	0	0	0	0	29
09:00	8	5	2	14	2	1	0	0	0	0	0	0	0	32
10:00	3	2	9	12	2	0	0	0	0	0	0	0	0	28
11:00	3	2	4	9	2	0	0	0	0	0	0	0	0	20
12:00 PM	7	8	8	20	2	1	0	0	0	0	0	0	0	46
13:00	10	2	8	12	3	0	0	0	0	0	0	0	0	35
14:00	6	4	4	11	5	0	0	0	0	0	0	0	0	30
15:00	3	5	8	19	12	1	0	0	0	0	0	0	0	48
16:00	5	9	10	11	5	0	0	0	0	0	0	0	0	40
17:00	2	6	5	7	2	0	0	0	0	0	0	0	0	22
18:00	4	2	6	11	3	0	0	0	0	0	0	0	0	26
19:00	0	0	1	5	2	0	0	0	0	0	0	0	0	8
20:00	2	2	2	4	1	0	0	0	0	0	0	0	0	11
21:00	1	1	1	4	0	0	0	0	0	0	0	0	0	7
22:00	0	0	0	1	0	0	0	0	0	0	0	0	0	1
23:00	2	2	2	6	1	0	0	0	0	0	0	0	0	13
Totals	69	64	83	169	46	6								437
% of Totals	16%	15%	19%	39%	11%	1%								100%

AM Volumes	27	23	28	58	10	4	0	0	0	0	0	0	0	150
% AM	6%	5%	6%	13%	2%	1%								34%
AM Peak Hour	08:00	08:00	07:00	09:00	08:00									09:00
Volume	8	8	9	14	2	1								32
PM Volumes	42	41	55	111	36	2	0	0	0	0	0	0	0	287
% PM	10%	9%	13%	25%	8%	0%								66%
PM Peak Hour	13:00	16:00	16:00	12:00	15:00	12:00								15:00
Volume	10	9	10	20	12	1								48

Directional Peak Periods	AM 7-9			NOON 12-2			PM 4-6			Off Peak Volumes		
All Speeds	Volume		%	Volume		%	Volume		%	Volume		%
	54	↔	12%	81	↔	19%	62	↔	14%	240	↔	55%

Street Name	Direction	Percentiles					
		15th	50th	Average	85th	95th	ADT
S Edison Blvd	North Bound	15	25	23	30	33	437
S Edison Blvd	South Bound	14	23	22	30	34	268

Prepared by National Data & Surveying Services

SPEED

S Edison Blvd Bet. S Brighton St & S Buena Vista St

Day: Thursday
Date: 1/20/2022

City: Burbank
Project #: CA22_020022_002s

South Bound

Time	< 15	15 - 19	20 - 24	25 - 29	30 - 34	35 - 39	40 - 44	45 - 49	50 - 54	55 - 59	60 - 64	65 - 69	70 +	Total
00:00 AM	0	0	0	0	0	0	0	0	0	0	0	0	0	0
01:00	0	0	1	1	0	0	0	0	0	0	0	0	0	2
02:00	0	0	0	0	0	0	0	0	0	0	0	0	0	0
03:00	1	0	0	1	0	0	0	0	0	0	0	0	0	2
04:00	0	0	0	1	0	0	0	0	0	0	0	0	0	1
05:00	0	1	0	1	0	0	0	0	0	0	0	0	0	2
06:00	0	1	1	5	2	0	0	0	0	0	0	0	0	9
07:00	3	6	3	2	1	0	0	0	0	0	0	0	0	15
08:00	4	2	6	4	2	0	0	0	0	0	0	0	0	18
09:00	7	4	8	4	0	0	0	0	0	0	0	0	0	23
10:00	6	9	7	3	1	0	0	0	0	0	0	0	0	26
11:00	6	6	3	7	2	0	0	0	0	0	0	0	0	24
12:00 PM	2	4	7	3	2	0	1	0	0	0	0	0	0	19
13:00	4	5	6	0	1	1	0	0	0	0	0	0	0	17
14:00	2	1	11	6	3	1	0	0	0	0	0	0	0	24
15:00	2	5	5	11	0	0	0	0	0	0	0	0	0	23
16:00	1	0	4	5	2	0	1	0	0	0	0	0	0	13
17:00	3	3	0	2	2	0	2	0	0	0	0	0	0	12
18:00	2	0	3	4	3	1	0	0	0	0	0	0	0	13
19:00	3	0	4	4	3	2	0	0	0	0	0	0	0	16
20:00	0	0	1	0	1	0	0	0	0	0	0	0	0	2
21:00	0	1	1	0	1	0	0	0	0	0	0	0	0	3
22:00	1	1	0	1	0	0	0	0	0	0	0	0	0	3
23:00	0	0	0	1	0	0	0	0	0	0	0	0	0	1
Totals	47	49	71	66	26	5	4							268
% of Totals	18%	18%	26%	25%	10%	2%	1%							100%

AM Volumes	27	29	29	29	8	0	0	0	0	0	0	0	0	122
% AM	10%	11%	11%	11%	3%									46%
AM Peak Hour	09:00	10:00	09:00	11:00	06:00									10:00
Volume	7	9	8	7	2									26
PM Volumes	20	20	42	37	18	5	4	0	0	0	0	0	0	146
% PM	7%	7%	16%	14%	7%	2%	1%							54%
PM Peak Hour	13:00	13:00	14:00	15:00	14:00	19:00	17:00							14:00
Volume	4	5	11	11	3	2	2							24

Directional Peak Periods	AM 7-9			NOON 12-2			PM 4-6			Off Peak Volumes		
All Speeds	Volume		%	Volume		%	Volume		%	Volume		%
	33	↔	12%	36	↔	13%	25	↔	9%	174	↔	65%

Street Name	Direction	Percentiles					
		15th	50th	Average	85th	95th	ADT
S Edison Blvd	North Bound	15	25	23	30	33	437
S Edison Blvd	South Bound	14	23	22	30	34	268

Prepared by National Data & Surveying Services

SPEED

S Edison Blvd Bet. S Brighton St & S Buena Vista St

Day: Thursday
Date: 1/20/2022

City: Burbank
Project #: CA22_020022_002

Summary

Time	< 15	15 - 19	20 - 24	25 - 29	30 - 34	35 - 39	40 - 44	45 - 49	50 - 54	55 - 59	60 - 64	65 - 69	70 +	Total
00:00 AM	0	0	1	1	1	1	0	0	0	0	0	0	0	4
01:00	0	0	1	2	0	0	0	0	0	0	0	0	0	3
02:00	0	0	0	1	0	0	0	0	0	0	0	0	0	1
03:00	1	0	0	1	0	0	0	0	0	0	0	0	0	2
04:00	0	1	0	1	0	0	0	0	0	0	0	0	0	2
05:00	0	1	0	3	0	0	0	0	0	0	0	0	0	4
06:00	2	3	1	6	3	1	0	0	0	0	0	0	0	16
07:00	6	9	12	12	1	0	0	0	0	0	0	0	0	40
08:00	12	10	9	11	4	1	0	0	0	0	0	0	0	47
09:00	15	9	10	18	2	1	0	0	0	0	0	0	0	55
10:00	9	11	16	15	3	0	0	0	0	0	0	0	0	54
11:00	9	8	7	16	4	0	0	0	0	0	0	0	0	44
12:00 PM	9	12	15	23	4	1	1	0	0	0	0	0	0	65
13:00	14	7	14	12	4	1	0	0	0	0	0	0	0	52
14:00	8	5	15	17	8	1	0	0	0	0	0	0	0	54
15:00	5	10	13	30	12	1	0	0	0	0	0	0	0	71
16:00	6	9	14	16	7	0	1	0	0	0	0	0	0	53
17:00	5	9	5	9	4	0	2	0	0	0	0	0	0	34
18:00	6	2	9	15	6	1	0	0	0	0	0	0	0	39
19:00	3	0	5	9	5	2	0	0	0	0	0	0	0	24
20:00	2	2	3	4	2	0	0	0	0	0	0	0	0	13
21:00	1	2	2	4	1	0	0	0	0	0	0	0	0	10
22:00	1	1	0	2	0	0	0	0	0	0	0	0	0	4
23:00	2	2	2	7	1	0	0	0	0	0	0	0	0	14
Totals	116	113	154	235	72	11	4							705
% of Totals	16%	16%	22%	33%	10%	2%	1%							100%

AM Volumes	54	52	57	87	18	4	0	0	0	0	0	0	0	272
% AM	8%	7%	8%	12%	3%	1%								39%
AM Peak Hour	09:00	10:00	10:00	09:00	08:00									09:00
Volume	15	11	16	18	4	1								55
PM Volumes	62	61	97	148	54	7	4	0	0	0	0	0	0	433
% PM	9%	9%	14%	21%	8%	1%	1%							61%
PM Peak Hour	13:00	12:00	12:00	15:00	15:00	19:00	17:00							15:00
Volume	14	12	15	30	12	2	2							71

Directional Peak Periods	AM 7-9			NOON 12-2			PM 4-6			Off Peak Volumes		
All Speeds	Volume		%	Volume		%	Volume		%	Volume		%
	87	↔	12%	117	↔	17%	87	↔	12%	414	↔	59%

Street Name	Direction	Percentiles					
		15th	50th	Average	85th	95th	ADT
S Edison Blvd	Summary	14	24	23	30	34	705

Prepared by NDS/ATD

Prepared by National Data & Surveying Services

VOLUME

S Edison Blvd Bet. S Brighton St & S Buena Vista St

Day: Thursday
Date: 1/20/2022

City: Burbank
Project #: CA22_020022_002

DAILY TOTALS	NB	SB	EB	WB	Total
	437	268	0	0	705

AM Period	NB		SB		EB	WB	TOTAL		PM Period	NB		SB		EB	WB	TOTAL	
00:00	3		0		0	0	3		12:00	12		3		0	0	15	
00:15	0		0		0	0			12:15	10		6		0	0	16	
00:30	0		0		0	0			12:30	12		5		0	0	17	
00:45	1	4	0		0	0	1	4	12:45	12	46	5	19	0	0	17	65
01:00	1		1		0	0	2		13:00	12		5		0	0	17	
01:15	0		1		0	0	1		13:15	5		4		0	0	9	
01:30	0		0		0	0			13:30	11		4		0	0	15	
01:45	0	1	0	2	0	0		3	13:45	7	35	4	17	0	0	11	52
02:00	0		0		0	0			14:00	8		8		0	0	16	
02:15	1		0		0	0	1		14:15	9		5		0	0	14	
02:30	0		0		0	0			14:30	6		6		0	0	12	
02:45	0	1	0		0	0		1	14:45	7	30	5	24	0	0	12	54
03:00	0		0		0	0			15:00	10		6		0	0	16	
03:15	0		0		0	0			15:15	15		4		0	0	19	
03:30	0		1		0	0	1		15:30	17		9		0	0	26	
03:45	0		1	2	0	0	1	2	15:45	6	48	4	23	0	0	10	71
04:00	1		0		0	0	1		16:00	20		6		0	0	26	
04:15	0		0		0	0			16:15	5		1		0	0	6	
04:30	0		1		0	0	1		16:30	9		3		0	0	12	
04:45	0	1	0	1	0	0		2	16:45	6	40	3	13	0	0	9	53
05:00	0		2		0	0	2		17:00	6		6		0	0	12	
05:15	0		0		0	0			17:15	5		5		0	0	10	
05:30	1		0		0	0	1		17:30	4		1		0	0	5	
05:45	1	2	0	2	0	0	1	4	17:45	7	22	0	12	0	0	7	34
06:00	1		2		0	0	3		18:00	10		5		0	0	15	
06:15	3		0		0	0	3		18:15	5		3		0	0	8	
06:30	1		2		0	0	3		18:30	4		2		0	0	6	
06:45	2	7	5	9	0	0	7	16	18:45	7	26	3	13	0	0	10	39
07:00	6		1		0	0	7		19:00	4		4		0	0	8	
07:15	3		3		0	0	6		19:15	1		5		0	0	6	
07:30	5		4		0	0	9		19:30	1		1		0	0	2	
07:45	11	25	7	15	0	0	18	40	19:45	2	8	6	16	0	0	8	24
08:00	13		2		0	0	15		20:00	1		1		0	0	2	
08:15	4		3		0	0	7		20:15	0		0		0	0		
08:30	4		7		0	0	11		20:30	6		0		0	0	6	
08:45	8	29	6	18	0	0	14	47	20:45	4	11	1	2	0	0	5	13
09:00	6		5		0	0	11		21:00	0		0		0	0		
09:15	9		3		0	0	12		21:15	0		1		0	0	1	
09:30	13		8		0	0	21		21:30	5		2		0	0	7	
09:45	4	32	7	23	0	0	11	55	21:45	2	7	0	3	0	0	2	10
10:00	15		11		0	0	26		22:00	0		2		0	0	2	
10:15	5		4		0	0	9		22:15	0		0		0	0		
10:30	2		6		0	0	8		22:30	1		1		0	0	2	
10:45	6	28	5	26	0	0	11	54	22:45	0	1	0	3	0	0		4
11:00	5		5		0	0	10		23:00	5		0		0	0	5	
11:15	4		7		0	0	11		23:15	2		0		0	0	2	
11:30	5		7		0	0	12		23:30	4		0		0	0	4	
11:45	6	20	5	24	0	0	11	44	23:45	2	13	1	1	0	0	3	14
TOTALS		150		122				272	TOTALS		287		146				433
SPLIT %		55.1%		44.9%				38.6%	SPLIT %		66.3%		33.7%				61.4%

DAILY TOTALS	NB	SB	EB	WB	Total
	437	268	0	0	705

AM Peak Hour	09:15	09:30			09:15	PM Peak Hour	15:15	14:00			15:15
AM Pk Volume	41	30			70	PM Pk Volume	58	24			81
Pk Hr Factor	0.683	0.682			0.673	Pk Hr Factor	0.725	0.750			0.779
7 - 9 Volume	54	33	0	0	87	4 - 6 Volume	62	25	0	0	87
7 - 9 Peak Hour	07:30	07:45			07:45	4 - 6 Peak Hour	16:00	16:30			16:00
7 - 9 Pk Volume	33	19	0	0	51	4 - 6 Pk Volume	40	17	0	0	53
Pk Hr Factor	0.635	0.679	0.000	0.000	0.708	Pk Hr Factor	0.500	0.708	0.000	0.000	0.510

Prepared by NDS/ATD

Project #: CA22_020022_002 **City:** Burbank

Location: S Edison Blvd Bet. S Brighton St & S Buena **Date:** 1/20/2022

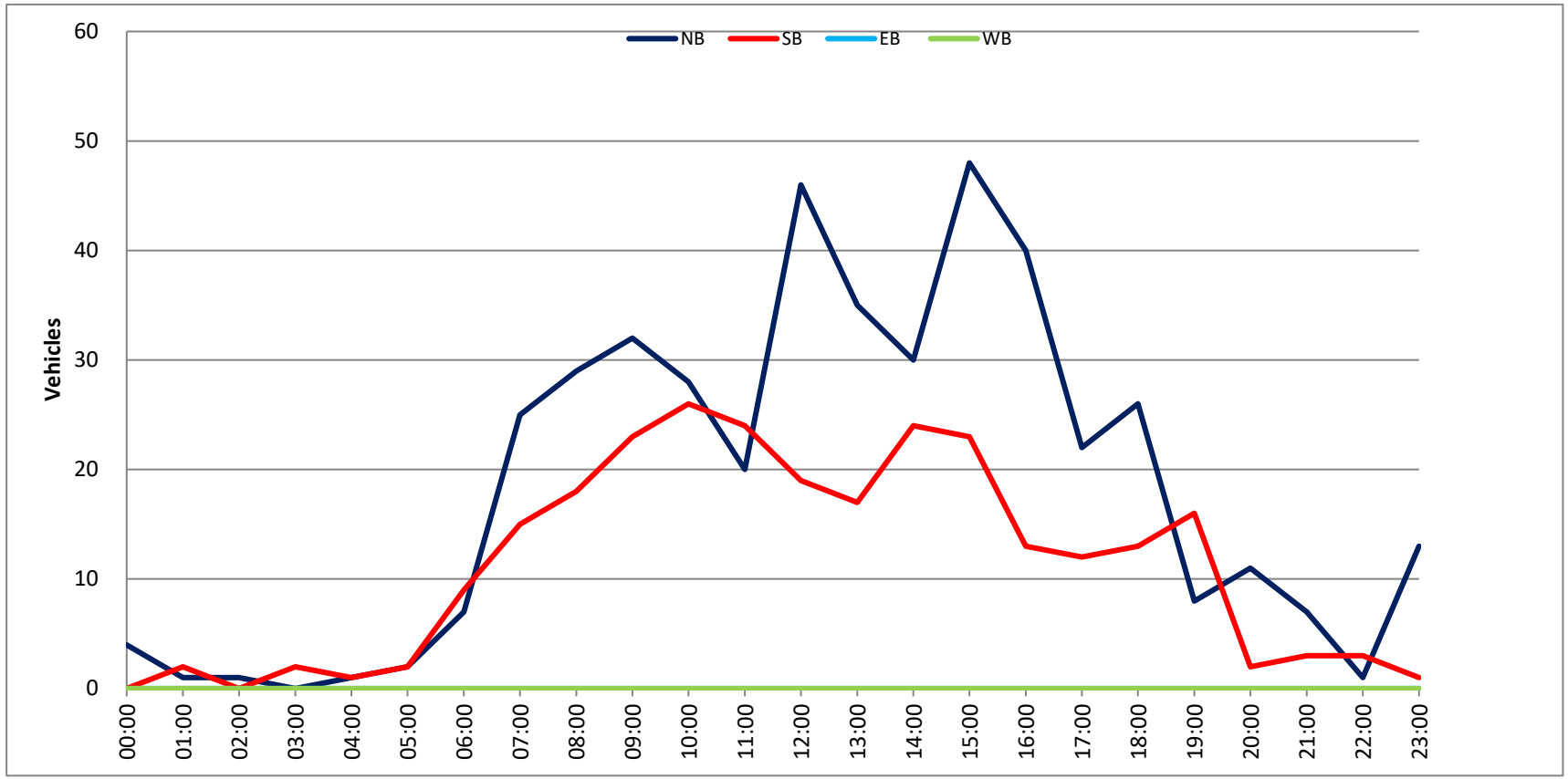

Prepared by National Data & Surveying Services

SPEED

S Brighton St Bet. W Olive Ave & S Edison Blvd

Day: Tuesday
Date: 1/18/2022

City: Burbank
Project #: CA22_020022_003n

North Bound

Time	< 15	15 - 19	20 - 24	25 - 29	30 - 34	35 - 39	40 - 44	45 - 49	50 - 54	55 - 59	60 - 64	65 - 69	70 +	Total
00:00 AM	0	0	0	0	0	0	0	0	0	0	0	0	0	0
00:15	0	0	0	0	0	0	0	0	0	0	0	0	0	0
00:30	0	0	0	0	0	0	0	0	0	0	0	0	0	0
00:45	0	0	0	0	0	0	0	0	0	0	0	0	0	0
01:00	0	0	0	0	0	0	0	0	0	0	0	0	0	0
01:15	0	0	0	0	0	0	0	0	0	0	0	0	0	0
01:30	0	0	0	0	0	0	0	0	0	0	0	0	0	0
01:45	0	0	0	0	0	0	0	0	0	0	0	0	0	0
02:00	0	0	0	0	0	0	0	0	0	0	0	0	0	0
02:15	0	0	0	0	0	0	0	0	0	0	0	0	0	0
02:30	0	0	0	0	0	0	0	0	0	0	0	0	0	0
02:45	0	0	0	0	0	0	0	0	0	0	0	0	0	0
03:00	0	0	0	0	0	0	0	0	0	0	0	0	0	0
03:15	0	0	0	0	0	0	0	0	0	0	0	0	0	0
03:30	0	0	0	0	0	0	0	0	0	0	0	0	0	0
03:45	0	0	0	0	0	0	0	0	0	0	0	0	0	0
04:00	0	0	0	0	0	0	0	0	0	0	0	0	0	0
04:15	0	0	0	0	0	0	0	0	0	0	0	0	0	0
04:30	0	0	0	0	0	0	0	0	0	0	0	0	0	0
04:45	0	0	0	1	0	0	0	0	0	0	0	0	0	1
05:00	0	0	0	0	0	0	0	0	0	0	0	0	0	0
05:15	0	0	0	0	0	0	0	0	0	0	0	0	0	0
05:30	0	0	0	0	0	0	0	0	0	0	0	0	0	0
05:45	0	0	1	1	0	0	0	0	0	0	0	0	0	2
06:00	0	0	0	0	0	0	0	0	0	0	0	0	0	0
06:15	0	2	0	0	0	0	0	0	0	0	0	0	0	2
06:30	0	0	1	0	0	0	0	0	0	0	0	0	0	1
06:45	0	0	0	0	0	0	0	0	0	0	0	0	0	0
07:00	0	1	0	0	0	0	0	0	0	0	0	0	0	1
07:15	0	0	0	1	0	0	0	0	0	0	0	0	0	1
07:30	0	0	1	0	0	0	0	0	0	0	0	0	0	1
07:45	1	0	1	0	0	0	0	0	0	0	0	0	0	2
08:00	2	0	1	1	0	0	0	0	0	0	0	0	0	4
08:15	0	0	0	1	0	0	0	0	0	0	0	0	0	1
08:30	0	0	3	0	0	0	0	0	0	0	0	0	0	3
08:45	0	2	2	3	0	0	0	0	0	0	0	0	0	7
09:00	0	0	1	0	0	0	0	0	0	0	0	0	0	1
09:15	2	2	0	0	0	0	0	0	0	0	0	0	0	4
09:30	0	1	0	1	0	0	0	0	0	0	0	0	0	2
09:45	0	1	1	0	1	0	0	0	0	0	0	0	0	3
10:00	1	0	1	0	0	0	0	0	0	0	0	0	0	2
10:15	1	0	1	0	0	0	0	0	0	0	0	0	0	2
10:30	0	0	0	0	0	0	0	0	0	0	0	0	0	0
10:45	1	1	0	0	0	0	0	0	0	0	0	0	0	2
11:00	0	1	0	1	0	0	0	0	0	0	0	0	0	2
11:15	0	0	0	0	0	0	0	0	0	0	0	0	0	0
11:30	0	0	0	1	0	0	0	0	0	0	0	0	0	1
11:45	0	2	0	1	0	0	0	0	0	0	0	0	0	3
12:00 PM	1	0	0	0	0	0	0	0	0	0	0	0	0	1
12:15	0	2	0	0	0	0	0	0	0	0	0	0	0	2
12:30	0	0	1	0	0	0	0	0	0	0	0	0	0	1
12:45	2	0	1	0	0	0	0	0	0	0	0	0	0	3
13:00	1	0	0	0	0	0	0	0	0	0	0	0	0	1
13:15	2	1	1	0	0	0	0	0	0	0	0	0	0	4
13:30	1	2	0	0	0	0	0	0	0	0	0	0	0	3
13:45	1	2	0	0	0	0	0	0	0	0	0	0	0	3
14:00	0	0	1	0	0	0	0	0	0	0	0	0	0	1
14:15	0	1	0	0	0	0	0	0	0	0	0	0	0	1
14:30	2	0	0	0	0	0	0	0	0	0	0	0	0	2
14:45	0	1	0	0	0	0	0	0	0	0	0	0	0	1
15:00	6	2	0	0	0	0	0	0	0	0	0	0	0	8
15:15	1	0	1	0	0	0	0	0	0	0	0	0	0	2
15:30	1	0	0	0	0	0	0	0	0	0	0	0	0	1
15:45	2	0	2	0	0	0	0	0	0	0	0	0	0	4
16:00	0	0	2	0	0	0	0	0	0	0	0	0	0	2
16:15	2	0	0	0	0	0	0	0	0	0	0	0	0	2
16:30	3	0	0	0	0	0	0	0	0	0	0	0	0	3
16:45	2	0	0	0	0	0	0	0	0	0	0	0	0	2
17:00	1	0	0	0	0	0	0	0	0	0	0	0	0	1
17:15	1	1	0	0	0	0	0	0	0	0	0	0	0	2
17:30	0	0	0	0	0	0	0	0	0	0	0	0	0	0
17:45	0	1	0	0	0	0	0	0	0	0	0	0	0	1
18:00	0	0	0	0	0	0	0	0	0	0	0	0	0	0
18:15	1	1	0	0	0	0	0	0	0	0	0	0	0	2
18:30	1	0	0	0	0	0	0	0	0	0	0	0	0	1
18:45	1	1	2	0	0	0	0	0	0	0	0	0	0	4
19:00	1	0	0	0	0	0	0	0	0	0	0	0	0	1
19:15	1	0	0	0	0	0	0	0	0	0	0	0	0	1
19:30	0	1	0	1	0	0	0	0	0	0	0	0	0	2
19:45	0	0	0	0	0	0	0	0	0	0	0	0	0	0
20:00	0	0	0	0	0	0	0	0	0	0	0	0	0	0
20:15	0	0	0	0	0	0	0	0	0	0	0	0	0	0
20:30	1	0	0	0	0	0	0	0	0	0	0	0	0	1
20:45	0	0	0	0	0	0	0	0	0	0	0	0	0	0
21:00	0	1	0	0	0	0	0	0	0	0	0	0	0	1
21:15	0	1	0	0	0	0	0	0	0	0	0	0	0	1
21:30	0	0	0	0	0	0	0	0	0	0	0	0	0	0
21:45	0	0	0	0	0	0	0	0	0	0	0	0	0	0
22:00	0	1	0	0	0	0	0	0	0	0	0	0	0	1
22:15	0	1	0	0	0	0	0	0	0	0	0	0	0	1
22:30	0	0	0	0	0	0	0	0	0	0	0	0	0	0
22:45	0	0	0	0	0	0	0	0	0	0	0	0	0	0
23:00	0	0	0	0	0	0	0	0	0	0	0	0	0	0
23:15	0	0	0	0	0	0	0	0	0	0	0	0	0	0
23:30	0	0	0	0	0	0	0	0	0	0	0	0	0	0
23:45	0	0	0	0	0	0	0	0	0	0	0	0	0	0
Totals	43	33	25	13	1									115
% of Totals	37%	29%	22%	11%	1%									100%

AM Volumes	8	13	14	12	1	0	0	0	0	0	0	0	0	48
% AM	7%	11%	12%	10%	1%									42%
AM Peak Hour	07:15	08:45	08:00	08:00	09:00									08:00
Volume	3	5	6	5	1									15
PM Volumes	35	20	11	1	0	0	0	0	0	0	0	0	0	67
% PM	30%	17%	10%	1%										58%
PM Peak Hour	15:00	13:00	15:15	18:45										15:00
Volume	10	5	5	1										15

Directional Peak Periods	AM 7-9			NOON 12-2			PM 4-6			Off Peak Volumes		
All Classes	Volume	⟷	%	Volume	⟷	%	Volume	⟷	%	Volume	⟷	%
	20		17%	18		16%	13		11%	64		56%

Street Name	Direction	Percentiles					
		15th	50th	Average	85th	95th	ADT
S Brighton St	North Bound	9	17	17	24	28	115
S Brighton St	South Bound	10	17	17	23	27	159

Prepared by National Data & Surveying Services

SPEED

S Brighton St Bet. W Olive Ave & S Edison Blvd

Day: Tuesday
Date: 1/18/2022

City: Burbank
Project #: CA22_020022_003s

South Bound

Time	< 15	15 - 19	20 - 24	25 - 29	30 - 34	35 - 39	40 - 44	45 - 49	50 - 54	55 - 59	60 - 64	65 - 69	70 +	Total
00:00 AM	0	0	1	0	0	0	0	0	0	0	0	0	0	1
00:15	0	0	0	0	0	0	0	0	0	0	0	0	0	0
00:30	0	0	0	0	0	0	0	0	0	0	0	0	0	0
00:45	0	0	0	0	0	0	0	0	0	0	0	0	0	0
01:00	0	0	0	0	0	0	0	0	0	0	0	0	0	0
01:15	0	0	0	0	0	0	0	0	0	0	0	0	0	0
01:30	0	0	0	0	0	0	0	0	0	0	0	0	0	0
01:45	0	0	0	0	0	0	0	0	0	0	0	0	0	0
02:00	0	1	0	0	0	0	0	0	0	0	0	0	0	1
02:15	0	0	0	0	0	0	0	0	0	0	0	0	0	0
02:30	0	0	0	0	0	0	0	0	0	0	0	0	0	0
02:45	0	0	0	0	0	0	0	0	0	0	0	0	0	0
03:00	0	0	0	0	0	0	0	0	0	0	0	0	0	0
03:15	0	0	0	0	0	0	0	0	0	0	0	0	0	0
03:30	0	0	0	0	0	0	0	0	0	0	0	0	0	0
03:45	0	0	0	0	0	0	0	0	0	0	0	0	0	0
04:00	0	0	0	0	0	0	0	0	0	0	0	0	0	0
04:15	0	0	0	0	0	0	0	0	0	0	0	0	0	0
04:30	0	0	0	0	0	0	0	0	0	0	0	0	0	0
04:45	0	0	0	0	0	0	0	0	0	0	0	0	0	0
05:00	0	0	0	0	0	0	0	0	0	0	0	0	0	0
05:15	0	0	0	0	0	0	0	0	0	0	0	0	0	0
05:30	0	0	0	0	0	0	0	0	0	0	0	0	0	0
05:45	0	0	0	0	0	0	0	0	0	0	0	0	0	0
06:00	0	0	0	0	0	0	0	0	0	0	0	0	0	0
06:15	0	0	0	0	0	0	0	0	0	0	0	0	0	0
06:30	1	0	1	0	0	0	0	0	0	0	0	0	0	2
06:45	1	0	0	1	0	0	0	0	0	0	0	0	0	2
07:00	1	2	0	0	0	0	0	0	0	0	0	0	0	3
07:15	0	1	0	0	0	0	0	0	0	0	0	0	0	1
07:30	0	0	1	0	0	0	0	0	0	0	0	0	0	1
07:45	1	0	0	1	0	0	0	0	0	0	0	0	0	2
08:00	3	1	0	0	0	0	0	0	0	0	0	0	0	4
08:15	2	0	1	0	0	0	0	0	0	0	0	0	0	3
08:30	0	1	2	0	0	0	0	0	0	0	0	0	0	3
08:45	0	0	0	0	0	0	0	0	0	0	0	0	0	0
09:00	0	0	1	0	0	0	0	0	0	0	0	0	0	1
09:15	1	0	1	0	0	0	0	0	0	0	0	0	0	2
09:30	1	1	0	0	0	0	0	0	0	0	0	0	0	2
09:45	0	1	1	0	0	0	0	0	0	0	0	0	0	2
10:00	0	1	0	0	0	0	0	0	0	0	0	0	0	1
10:15	2	1	1	0	0	0	0	0	0	0	0	0	0	4
10:30	0	2	1	0	0	0	0	0	0	0	0	0	0	3
10:45	0	0	0	0	0	0	0	0	0	0	0	0	0	0
11:00	1	1	0	1	0	0	0	0	0	0	0	0	0	3
11:15	0	2	1	0	0	0	0	0	0	0	0	0	0	3
11:30	0	1	0	0	0	0	0	0	0	0	0	0	0	1
11:45	1	1	0	0	0	0	0	0	0	0	0	0	0	2
12:00 PM	0	0	1	0	0	0	0	0	0	0	0	0	0	1
12:15	0	2	1	0	1	0	0	0	0	0	0	0	0	4
12:30	0	1	2	0	0	0	0	0	0	0	0	0	0	3
12:45	0	1	0	0	0	0	0	0	0	0	0	0	0	1
13:00	1	0	0	0	0	0	0	0	0	0	0	0	0	1
13:15	1	3	1	0	0	0	0	0	0	0	0	0	0	5
13:30	1	2	1	0	0	0	0	0	0	0	0	0	0	4
13:45	4	0	1	0	0	0	0	0	0	0	0	0	0	5
14:00	0	0	0	0	0	0	0	0	0	0	0	0	0	0
14:15	1	3	0	2	0	0	0	0	0	0	0	0	0	6
14:30	2	0	0	1	0	0	0	0	0	0	0	0	0	3
14:45	2	0	0	0	0	0	0	0	0	0	0	0	0	2
15:00	1	3	0	0	0	0	0	0	0	0	0	0	0	4
15:15	1	2	0	0	0	0	0	0	0	0	0	0	0	3
15:30	1	4	0	1	0	0	0	0	0	0	0	0	0	6
15:45	1	3	0	0	0	0	0	0	0	0	0	0	0	4
16:00	2	2	1	0	0	0	0	0	0	0	0	0	0	5
16:15	2	5	0	0	1	0	0	0	0	0	0	0	0	8
16:30	1	0	1	0	0	0	0	0	0	0	0	0	0	2
16:45	0	0	0	0	0	0	0	0	0	0	0	0	0	0
17:00	2	0	1	0	0	0	0	0	0	0	0	0	0	3
17:15	0	2	1	0	0	0	0	0	0	0	0	0	0	3
17:30	2	3	1	0	0	0	0	0	0	0	0	0	0	6
17:45	2	1	1	0	0	0	0	0	0	0	0	0	0	4
18:00	0	1	2	0	0	0	0	0	0	0	0	0	0	3
18:15	2	0	0	0	0	0	0	0	0	0	0	0	0	2
18:30	2	1	0	0	0	0	0	0	0	0	0	0	0	3
18:45	0	0	2	0	0	0	0	0	0	0	0	0	0	2
19:00	1	2	0	1	0	0	0	0	0	0	0	0	0	4
19:15	1	0	0	0	0	0	0	0	0	0	0	0	0	1
19:30	0	0	0	0	0	0	0	0	0	0	0	0	0	0
19:45	1	1	0	0	0	0	0	0	0	0	0	0	0	2
20:00	0	1	0	0	0	0	0	0	0	0	0	0	0	1
20:15	0	0	1	0	0	0	0	0	0	0	0	0	0	1
20:30	1	0	4	0	0	0	0	0	0	0	0	0	0	5
20:45	1	0	0	0	0	0	0	0	0	0	0	0	0	1
21:00	0	1	0	1	0	0	0	0	0	0	0	0	0	2
21:15	0	0	0	0	0	0	0	0	0	0	0	0	0	0
21:30	0	1	0	0	0	0	0	0	0	0	0	0	0	1
21:45	0	0	0	0	0	0	0	0	0	0	0	0	0	0
22:00	0	0	0	0	0	0	0	0	0	0	0	0	0	0
22:15	0	0	0	0	0	0	0	0	0	0	0	0	0	0
22:30	0	0	0	0	0	0	0	0	0	0	0	0	0	0
22:45	0	0	0	0	0	0	0	0	0	0	0	0	0	0
23:00	0	0	0	0	0	0	0	0	0	0	0	0	0	0
23:15	0	0	0	0	0	0	0	0	0	0	0	0	0	0
23:30	0	0	0	0	0	0	0	0	0	0	0	0	0	0
23:45	1	0	0	0	0	0	0	0	0	0	0	0	0	1
Totals	52	62	34	9	2									159
% of Totals	33%	39%	21%	6%	1%									100%

AM Volumes	15	17	12	3	0	0	0	0	0	0	0	0	0	47
% AM	9%	11%	8%	2%										30%
AM Peak Hour	07:30	09:45	08:15	06:00	11:30									07:45
Volume	6	5	4	1	1									12
PM Volumes	37	45	22	6	2	0	0	0	0	0	0	0	0	112
% PM	23%	28%	14%	4%	1%									70%
PM Peak Hour	13:00	15:30	17:15	13:45	12:00									15:30
Volume	7	14	5	3	1									23

Directional Peak Periods	AM 7-9			NOON 12-2			PM 4-6			Off Peak Volumes		
All Classes	Volume	⟷	%	Volume	⟷	%	Volume	⟷	%	Volume	⟷	%
	17		11%	24		15%	31		19%	87		55%

Street Name	Direction	Percentiles					
		15th	50th	Average	85th	95th	ADT
S Brighton St	North Bound	9	17	17	24	28	115
S Brighton St	South Bound	10	17	17	23	27	159

Prepared by National Data & Surveying Services

SPEED

S Brighton St Bet. W Olive Ave & S Edison Blvd

Day: Tuesday
Date: 1/18/2022

City: Burbank
Project #: CA22_020022_003

Summary

Time	< 15	15 - 19	20 - 24	25 - 29	30 - 34	35 - 39	40 - 44	45 - 49	50 - 54	55 - 59	60 - 64	65 - 69	70 +	Total
00:00 AM	0	0	1	0	0	0	0	0	0	0	0	0	0	1
00:15	0	0	0	0	0	0	0	0	0	0	0	0	0	0
00:30	0	0	0	0	0	0	0	0	0	0	0	0	0	0
00:45	0	0	0	0	0	0	0	0	0	0	0	0	0	0
01:00	0	0	0	0	0	0	0	0	0	0	0	0	0	0
01:15	0	0	0	0	0	0	0	0	0	0	0	0	0	0
01:30	0	0	0	0	0	0	0	0	0	0	0	0	0	0
01:45	0	0	0	0	0	0	0	0	0	0	0	0	0	0
02:00	0	1	0	0	0	0	0	0	0	0	0	0	0	1
02:15	0	0	0	0	0	0	0	0	0	0	0	0	0	0
02:30	0	0	0	0	0	0	0	0	0	0	0	0	0	0
02:45	0	0	0	0	0	0	0	0	0	0	0	0	0	0
03:00	0	0	0	0	0	0	0	0	0	0	0	0	0	0
03:15	0	0	0	0	0	0	0	0	0	0	0	0	0	0
03:30	0	0	0	0	0	0	0	0	0	0	0	0	0	0
03:45	0	0	0	0	0	0	0	0	0	0	0	0	0	0
04:00	0	0	0	0	0	0	0	0	0	0	0	0	0	0
04:15	0	0	0	0	0	0	0	0	0	0	0	0	0	0
04:30	0	0	0	0	0	0	0	0	0	0	0	0	0	0
04:45	0	0	0	1	0	0	0	0	0	0	0	0	0	1
05:00	0	0	0	0	0	0	0	0	0	0	0	0	0	0
05:15	0	0	0	0	0	0	0	0	0	0	0	0	0	0
05:30	0	0	0	0	0	0	0	0	0	0	0	0	0	0
05:45	0	0	1	1	0	0	0	0	0	0	0	0	0	2
06:00	0	0	0	0	0	0	0	0	0	0	0	0	0	0
06:15	0	2	0	0	0	0	0	0	0	0	0	0	0	2
06:30	1	0	2	0	0	0	0	0	0	0	0	0	0	3
06:45	1	0	0	1	0	0	0	0	0	0	0	0	0	2
07:00	1	3	0	0	0	0	0	0	0	0	0	0	0	4
07:15	0	1	0	1	0	0	0	0	0	0	0	0	0	2
07:30	0	0	2	0	0	0	0	0	0	0	0	0	0	2
07:45	2	0	1	1	0	0	0	0	0	0	0	0	0	4
08:00	5	1	1	1	0	0	0	0	0	0	0	0	0	8
08:15	2	0	1	1	0	0	0	0	0	0	0	0	0	4
08:30	0	1	5	0	0	0	0	0	0	0	0	0	0	6
08:45	0	2	2	3	0	0	0	0	0	0	0	0	0	7
09:00	0	0	2	0	0	0	0	0	0	0	0	0	0	2
09:15	3	2	1	0	0	0	0	0	0	0	0	0	0	6
09:30	1	2	0	1	0	0	0	0	0	0	0	0	0	4
09:45	0	2	2	0	1	0	0	0	0	0	0	0	0	5
10:00	1	1	1	0	0	0	0	0	0	0	0	0	0	3
10:15	3	1	2	0	0	0	0	0	0	0	0	0	0	6
10:30	0	2	1	0	0	0	0	0	0	0	0	0	0	3
10:45	1	1	0	0	0	0	0	0	0	0	0	0	0	2
11:00	1	2	0	2	0	0	0	0	0	0	0	0	0	5
11:15	0	2	1	0	0	0	0	0	0	0	0	0	0	3
11:30	0	1	0	1	0	0	0	0	0	0	0	0	0	2
11:45	1	3	0	1	0	0	0	0	0	0	0	0	0	5
12:00 PM	1	0	1	0	0	0	0	0	0	0	0	0	0	2
12:15	0	4	1	0	1	0	0	0	0	0	0	0	0	6
12:30	0	1	3	0	0	0	0	0	0	0	0	0	0	4
12:45	2	1	1	0	0	0	0	0	0	0	0	0	0	4
13:00	2	0	0	0	0	0	0	0	0	0	0	0	0	2
13:15	3	4	2	0	0	0	0	0	0	0	0	0	0	9
13:30	2	4	1	0	0	0	0	0	0	0	0	0	0	7
13:45	5	2	1	0	0	0	0	0	0	0	0	0	0	8
14:00	0	0	1	0	0	0	0	0	0	0	0	0	0	1
14:15	1	4	0	2	0	0	0	0	0	0	0	0	0	7
14:30	4	0	0	1	0	0	0	0	0	0	0	0	0	5
14:45	2	1	0	0	0	0	0	0	0	0	0	0	0	3
15:00	7	5	0	0	0	0	0	0	0	0	0	0	0	12
15:15	2	2	1	0	0	0	0	0	0	0	0	0	0	5
15:30	2	4	0	1	0	0	0	0	0	0	0	0	0	7
15:45	3	3	2	0	0	0	0	0	0	0	0	0	0	8
16:00	2	2	3	0	0	0	0	0	0	0	0	0	0	7
16:15	4	5	0	0	1	0	0	0	0	0	0	0	0	10
16:30	4	0	1	0	0	0	0	0	0	0	0	0	0	5
16:45	2	0	0	0	0	0	0	0	0	0	0	0	0	2
17:00	3	0	1	0	0	0	0	0	0	0	0	0	0	4
17:15	1	3	1	0	0	0	0	0	0	0	0	0	0	5
17:30	2	3	1	0	0	0	0	0	0	0	0	0	0	6
17:45	2	2	1	0	0	0	0	0	0	0	0	0	0	5
18:00	0	1	2	0	0	0	0	0	0	0	0	0	0	3
18:15	3	1	0	0	0	0	0	0	0	0	0	0	0	4
18:30	3	1	0	0	0	0	0	0	0	0	0	0	0	4
18:45	1	1	4	0	0	0	0	0	0	0	0	0	0	6
19:00	2	2	0	1	0	0	0	0	0	0	0	0	0	5
19:15	2	0	0	0	0	0	0	0	0	0	0	0	0	2
19:30	0	1	0	1	0	0	0	0	0	0	0	0	0	2
19:45	1	1	0	0	0	0	0	0	0	0	0	0	0	2
20:00	0	1	0	0	0	0	0	0	0	0	0	0	0	1
20:15	0	0	1	0	0	0	0	0	0	0	0	0	0	1
20:30	2	0	4	0	0	0	0	0	0	0	0	0	0	6
20:45	1	0	0	0	0	0	0	0	0	0	0	0	0	1
21:00	0	2	0	1	0	0	0	0	0	0	0	0	0	3
21:15	0	1	0	0	0	0	0	0	0	0	0	0	0	1
21:30	0	1	0	0	0	0	0	0	0	0	0	0	0	1
21:45	0	0	0	0	0	0	0	0	0	0	0	0	0	0
22:00	0	1	0	0	0	0	0	0	0	0	0	0	0	1
22:15	0	1	0	0	0	0	0	0	0	0	0	0	0	1
22:30	0	0	0	0	0	0	0	0	0	0	0	0	0	0
22:45	0	0	0	0	0	0	0	0	0	0	0	0	0	0
23:00	0	0	0	0	0	0	0	0	0	0	0	0	0	0
23:15	0	0	0	0	0	0	0	0	0	0	0	0	0	0
23:30	0	0	0	0	0	0	0	0	0	0	0	0	0	0
23:45	1	0	0	0	0	0	0	0	0	0	0	0	0	1
Totals	95	95	59	22	3									274
% of Totals	35%	35%	22%	8%	1%									100%

AM Volumes	23	30	26	15	1	0	0	0	0	0	0	0	0	95
% AM	8%	11%	9%	5%	0%									35%
AM Peak Hour	07:30	11:00	08:15	08:00	09:00									08:00
Volume	9	8	10	5	1									25
PM Volumes	72	65	33	7	2	0	0	0	0	0	0	0	0	179
% PM	26%	24%	12%	3%	1%									65%
PM Peak Hour	14:30	15:00	12:00	13:45	12:00									15:00
Volume	15	14	6	3	1									32

Directional Peak Periods	AM 7-9			NOON 12-2			PM 4-6			Off Peak Volumes		
All Classes	Volume	⟷	%	Volume	⟷	%	Volume	⟷	%	Volume	⟷	%
	37		14%	42		15%	44		16%	151		55%

Street Name	Direction	Percentiles					
		15th	50th	Average	85th	95th	ADT
S Brighton St	Summary	9	17	17	24	28	274

Prepared by National Data & Surveying Services

SPEED

S Brighton St Bet. W Olive Ave & S Edison Blvd

Day: Tuesday
Date: 1/18/2022

City: Burbank
Project #: CA22_020022_003n

North Bound

Time	< 15	15 - 19	20 - 24	25 - 29	30 - 34	35 - 39	40 - 44	45 - 49	50 - 54	55 - 59	60 - 64	65 - 69	70 +	Total
00:00 AM	0	0	0	0	0	0	0	0	0	0	0	0	0	0
01:00	0	0	0	0	0	0	0	0	0	0	0	0	0	0
02:00	0	0	0	0	0	0	0	0	0	0	0	0	0	0
03:00	0	0	0	0	0	0	0	0	0	0	0	0	0	0
04:00	0	0	0	1	0	0	0	0	0	0	0	0	0	1
05:00	0	0	1	1	0	0	0	0	0	0	0	0	0	2
06:00	0	2	1	0	0	0	0	0	0	0	0	0	0	3
07:00	1	1	2	1	0	0	0	0	0	0	0	0	0	5
08:00	2	2	6	5	0	0	0	0	0	0	0	0	0	15
09:00	2	4	2	1	1	0	0	0	0	0	0	0	0	10
10:00	3	1	2	0	0	0	0	0	0	0	0	0	0	6
11:00	0	3	0	3	0	0	0	0	0	0	0	0	0	6
12:00 PM	3	2	2	0	0	0	0	0	0	0	0	0	0	7
13:00	5	5	1	0	0	0	0	0	0	0	0	0	0	11
14:00	2	2	1	0	0	0	0	0	0	0	0	0	0	5
15:00	10	2	3	0	0	0	0	0	0	0	0	0	0	15
16:00	7	0	2	0	0	0	0	0	0	0	0	0	0	9
17:00	2	2	0	0	0	0	0	0	0	0	0	0	0	4
18:00	3	2	2	0	0	0	0	0	0	0	0	0	0	7
19:00	2	1	0	1	0	0	0	0	0	0	0	0	0	4
20:00	1	0	0	0	0	0	0	0	0	0	0	0	0	1
21:00	0	2	0	0	0	0	0	0	0	0	0	0	0	2
22:00	0	2	0	0	0	0	0	0	0	0	0	0	0	2
23:00	0	0	0	0	0	0	0	0	0	0	0	0	0	0
Totals	43	33	25	13	1									115
% of Totals	37%	29%	22%	11%	1%									100%

AM Volumes	8	13	14	12	1	0	0	0	0	0	0	0	0	48
% AM	7%	11%	12%	10%	1%									42%
AM Peak Hour	10:00	09:00	08:00	08:00	09:00									08:00
Volume	3	4	6	5	1									15
PM Volumes	35	20	11	1	0	0	0	0	0	0	0	0	0	67
% PM	30%	17%	10%	1%										58%
PM Peak Hour	15:00	13:00	15:00	19:00										15:00
Volume	10	5	3	1										15

Directional Peak Periods	AM 7-9			NOON 12-2			PM 4-6			Off Peak Volumes		
All Speeds	Volume		%	Volume		%	Volume		%	Volume		%
	20	↔	17%	18	↔	16%	13	↔	11%	64	↔	56%

Street Name	Direction	Percentiles					
		15th	50th	Average	85th	95th	ADT
S Brighton St	North Bound	9	17	17	24	28	115
S Brighton St	South Bound	10	17	17	23	27	159

Prepared by National Data & Surveying Services

SPEED

S Brighton St Bet. W Olive Ave & S Edison Blvd

Day: Tuesday
Date: 1/18/2022

City: Burbank
Project #: CA22_020022_003s

South Bound

Time	< 15	15 - 19	20 - 24	25 - 29	30 - 34	35 - 39	40 - 44	45 - 49	50 - 54	55 - 59	60 - 64	65 - 69	70 +	Total
00:00 AM	0	0	1	0	0	0	0	0	0	0	0	0	0	1
01:00	0	0	0	0	0	0	0	0	0	0	0	0	0	0
02:00	0	1	0	0	0	0	0	0	0	0	0	0	0	1
03:00	0	0	0	0	0	0	0	0	0	0	0	0	0	0
04:00	0	0	0	0	0	0	0	0	0	0	0	0	0	0
05:00	0	0	0	0	0	0	0	0	0	0	0	0	0	0
06:00	2	0	1	1	0	0	0	0	0	0	0	0	0	4
07:00	2	3	1	1	0	0	0	0	0	0	0	0	0	7
08:00	5	2	3	0	0	0	0	0	0	0	0	0	0	10
09:00	2	2	3	0	0	0	0	0	0	0	0	0	0	7
10:00	2	4	2	0	0	0	0	0	0	0	0	0	0	8
11:00	2	5	1	1	0	0	0	0	0	0	0	0	0	9
12:00 PM	0	4	4	0	1	0	0	0	0	0	0	0	0	9
13:00	7	5	3	0	0	0	0	0	0	0	0	0	0	15
14:00	5	3	0	3	0	0	0	0	0	0	0	0	0	11
15:00	4	12	0	1	0	0	0	0	0	0	0	0	0	17
16:00	5	7	2	0	1	0	0	0	0	0	0	0	0	15
17:00	6	6	4	0	0	0	0	0	0	0	0	0	0	16
18:00	4	2	4	0	0	0	0	0	0	0	0	0	0	10
19:00	3	3	0	1	0	0	0	0	0	0	0	0	0	7
20:00	2	1	5	0	0	0	0	0	0	0	0	0	0	8
21:00	0	2	0	1	0	0	0	0	0	0	0	0	0	3
22:00	0	0	0	0	0	0	0	0	0	0	0	0	0	0
23:00	1	0	0	0	0	0	0	0	0	0	0	0	0	1
Totals	52	62	34	9	2									159
% of Totals	33%	39%	21%	6%	1%									100%

AM Volumes	15	17	12	3	0	0	0	0	0	0	0	0	0	47
% AM	9%	11%	8%	2%										30%
AM Peak Hour	08:00	11:00	08:00	06:00										08:00
Volume	5	5	3	1										10
PM Volumes	37	45	22	6	2	0	0	0	0	0	0	0	0	112
% PM	23%	28%	14%	4%	1%									70%
PM Peak Hour	13:00	15:00	20:00	14:00	12:00									15:00
Volume	7	12	5	3	1									17

Directional Peak Periods	AM 7-9			NOON 12-2			PM 4-6			Off Peak Volumes		
All Speeds	Volume		%	Volume		%	Volume		%	Volume		%
	17	↔	11%	24	↔	15%	31	↔	19%	87	↔	55%

Street Name	Direction	Percentiles					
		15th	50th	Average	85th	95th	ADT
S Brighton St	North Bound	9	17	17	24	28	115
S Brighton St	South Bound	10	17	17	23	27	159

Prepared by National Data & Surveying Services

SPEED

S Brighton St Bet. W Olive Ave & S Edison Blvd

Day: Tuesday
Date: 1/18/2022

City: Burbank
Project #: CA22_020022_003

Summary

Time	< 15	15 - 19	20 - 24	25 - 29	30 - 34	35 - 39	40 - 44	45 - 49	50 - 54	55 - 59	60 - 64	65 - 69	70 +	Total
00:00 AM	0	0	1	0	0	0	0	0	0	0	0	0	0	1
01:00	0	0	0	0	0	0	0	0	0	0	0	0	0	0
02:00	0	1	0	0	0	0	0	0	0	0	0	0	0	1
03:00	0	0	0	0	0	0	0	0	0	0	0	0	0	0
04:00	0	0	0	1	0	0	0	0	0	0	0	0	0	1
05:00	0	0	1	1	0	0	0	0	0	0	0	0	0	2
06:00	2	2	2	1	0	0	0	0	0	0	0	0	0	7
07:00	3	4	3	2	0	0	0	0	0	0	0	0	0	12
08:00	7	4	9	5	0	0	0	0	0	0	0	0	0	25
09:00	4	6	5	1	1	0	0	0	0	0	0	0	0	17
10:00	5	5	4	0	0	0	0	0	0	0	0	0	0	14
11:00	2	8	1	4	0	0	0	0	0	0	0	0	0	15
12:00 PM	3	6	6	0	1	0	0	0	0	0	0	0	0	16
13:00	12	10	4	0	0	0	0	0	0	0	0	0	0	26
14:00	7	5	1	3	0	0	0	0	0	0	0	0	0	16
15:00	14	14	3	1	0	0	0	0	0	0	0	0	0	32
16:00	12	7	4	0	1	0	0	0	0	0	0	0	0	24
17:00	8	8	4	0	0	0	0	0	0	0	0	0	0	20
18:00	7	4	6	0	0	0	0	0	0	0	0	0	0	17
19:00	5	4	0	2	0	0	0	0	0	0	0	0	0	11
20:00	3	1	5	0	0	0	0	0	0	0	0	0	0	9
21:00	0	4	0	1	0	0	0	0	0	0	0	0	0	5
22:00	0	2	0	0	0	0	0	0	0	0	0	0	0	2
23:00	1	0	0	0	0	0	0	0	0	0	0	0	0	1
Totals	95	95	59	22	3									274
% of Totals	35%	35%	22%	8%	1%									100%

AM Volumes	23	30	26	15	1	0	0	0	0	0	0	0	0	95
% AM	8%	11%	9%	5%	0%									35%
AM Peak Hour	08:00	11:00	08:00	08:00	09:00									08:00
Volume	7	8	9	5	1									25
PM Volumes	72	65	33	7	2	0	0	0	0	0	0	0	0	179
% PM	26%	24%	12%	3%	1%									65%
PM Peak Hour	15:00	15:00	12:00	14:00	12:00									15:00
Volume	14	14	6	3	1									32

Directional Peak Periods	AM 7-9			NOON 12-2			PM 4-6			Off Peak Volumes		
All Speeds	Volume		%	Volume		%	Volume		%	Volume		%
	37	↔	14%	42	↔	15%	44	↔	16%	151	↔	55%

Street Name	Direction	Percentiles					
		15th	50th	Average	85th	95th	ADT
S Brighton St	Summary	9	17	17	24	28	274

Prepared by NDS/ATD

Prepared by National Data & Surveying Services

VOLUME

S Brighton St Bet. W Olive Ave & S Edison Blvd

Day: Tuesday
Date: 1/18/2022

City: Burbank
Project #: CA22_020022_003

DAILY TOTALS	NB	SB	EB	WB	Total
	115	159	0	0	274

AM Period	NB		SB		EB	WB	TOTAL		PM Period	NB		SB		EB	WB	TOTAL	
00:00	0		1		0	0	1		12:00	1		1		0	0	2	
00:15	0		0		0	0			12:15	2		4		0	0	6	
00:30	0		0		0	0			12:30	1		3		0	0	4	
00:45	0		0	1	0	0		1	12:45	3	7	1	9	0	0	4	16
01:00	0		0		0	0			13:00	1		1		0	0	2	
01:15	0		0		0	0			13:15	4		5		0	0	9	
01:30	0		0		0	0			13:30	3		4		0	0	7	
01:45	0		0		0	0			13:45	3	11	5	15	0	0	8	26
02:00	0		1		0	0	1		14:00	1		0		0	0	1	
02:15	0		0		0	0			14:15	1		6		0	0	7	
02:30	0		0		0	0			14:30	2		3		0	0	5	
02:45	0		0	1	0	0		1	14:45	1	5	2	11	0	0	3	16
03:00	0		0		0	0			15:00	8		4		0	0	12	
03:15	0		0		0	0			15:15	2		3		0	0	5	
03:30	0		0		0	0			15:30	1		6		0	0	7	
03:45	0		0		0	0			15:45	4	15	4	17	0	0	8	32
04:00	0		0		0	0			16:00	2		5		0	0	7	
04:15	0		0		0	0			16:15	2		8		0	0	10	
04:30	0		0		0	0			16:30	3		2		0	0	5	
04:45	1	1	0		0	0	1	1	16:45	2	9	0	15	0	0	2	24
05:00	0		0		0	0			17:00	1		3		0	0	4	
05:15	0		0		0	0			17:15	2		3		0	0	5	
05:30	0		0		0	0			17:30	0		6		0	0	6	
05:45	2	2	0		0	0	2	2	17:45	1	4	4	16	0	0	5	20
06:00	0		0		0	0			18:00	0		3		0	0	3	
06:15	2		0		0	0	2		18:15	2		2		0	0	4	
06:30	1		2		0	0	3		18:30	1		3		0	0	4	
06:45	0	3	2	4	0	0	2	7	18:45	4	7	2	10	0	0	6	17
07:00	1		3		0	0	4		19:00	1		4		0	0	5	
07:15	1		1		0	0	2		19:15	1		1		0	0	2	
07:30	1		1		0	0	2		19:30	2		0		0	0	2	
07:45	2	5	2	7	0	0	4	12	19:45	0	4	2	7	0	0	2	11
08:00	4		4		0	0	8		20:00	0		1		0	0	1	
08:15	1		3		0	0	4		20:15	0		1		0	0	1	
08:30	3		3		0	0	6		20:30	1		5		0	0	6	
08:45	7	15	0	10	0	0	7	25	20:45	0	1	1	8	0	0	1	9
09:00	1		1		0	0	2		21:00	1		2		0	0	3	
09:15	4		2		0	0	6		21:15	1		0		0	0	1	
09:30	2		2		0	0	4		21:30	0		1		0	0	1	
09:45	3	10	2	7	0	0	5	17	21:45	0	2	0	3	0	0		5
10:00	2		1		0	0	3		22:00	1		0		0	0	1	
10:15	2		4		0	0	6		22:15	1		0		0	0	1	
10:30	0		3		0	0	3		22:30	0		0		0	0		
10:45	2	6	0	8	0	0	2	14	22:45	0	2	0		0	0		2
11:00	2		3		0	0	5		23:00	0		0		0	0		
11:15	0		3		0	0	3		23:15	0		0		0	0		
11:30	1		1		0	0	2		23:30	0		0		0	0		
11:45	3	6	2	9	0	0	5	15	23:45	0		1	1	0	0	1	1
TOTALS		48		47				95	TOTALS		67		112				179
SPLIT %		50.5%		49.5%				34.7%	SPLIT %		37.4%		62.6%				65.3%

DAILY TOTALS	NB	SB	EB	WB	Total
	115	159	0	0	274

AM Peak Hour	08:00	07:45			08:00	PM Peak Hour	15:00	15:30			15:00
AM Pk Volume	15	12			25	PM Pk Volume	15	23			32
Pk Hr Factor	0.536	0.750			0.781	Pk Hr Factor	0.469	0.719			0.667
7 - 9 Volume	20	17	0	0	37	4 - 6 Volume	13	31	0	0	44
7 - 9 Peak Hour	08:00	07:45			08:00	4 - 6 Peak Hour	16:00	17:00			16:00
7 - 9 Pk Volume	15	12	0	0	25	4 - 6 Pk Volume	9	16	0	0	24
Pk Hr Factor	0.536	0.750	0.000	0.000	0.781	Pk Hr Factor	0.750	0.667	0.000	0.000	0.600

Prepared by NDS/ATD

Project #: CA22_020022_003 **City:** Burbank

Location: S Brighton St Bet. W Olive Ave & S Edison **Date:** 1/18/2022

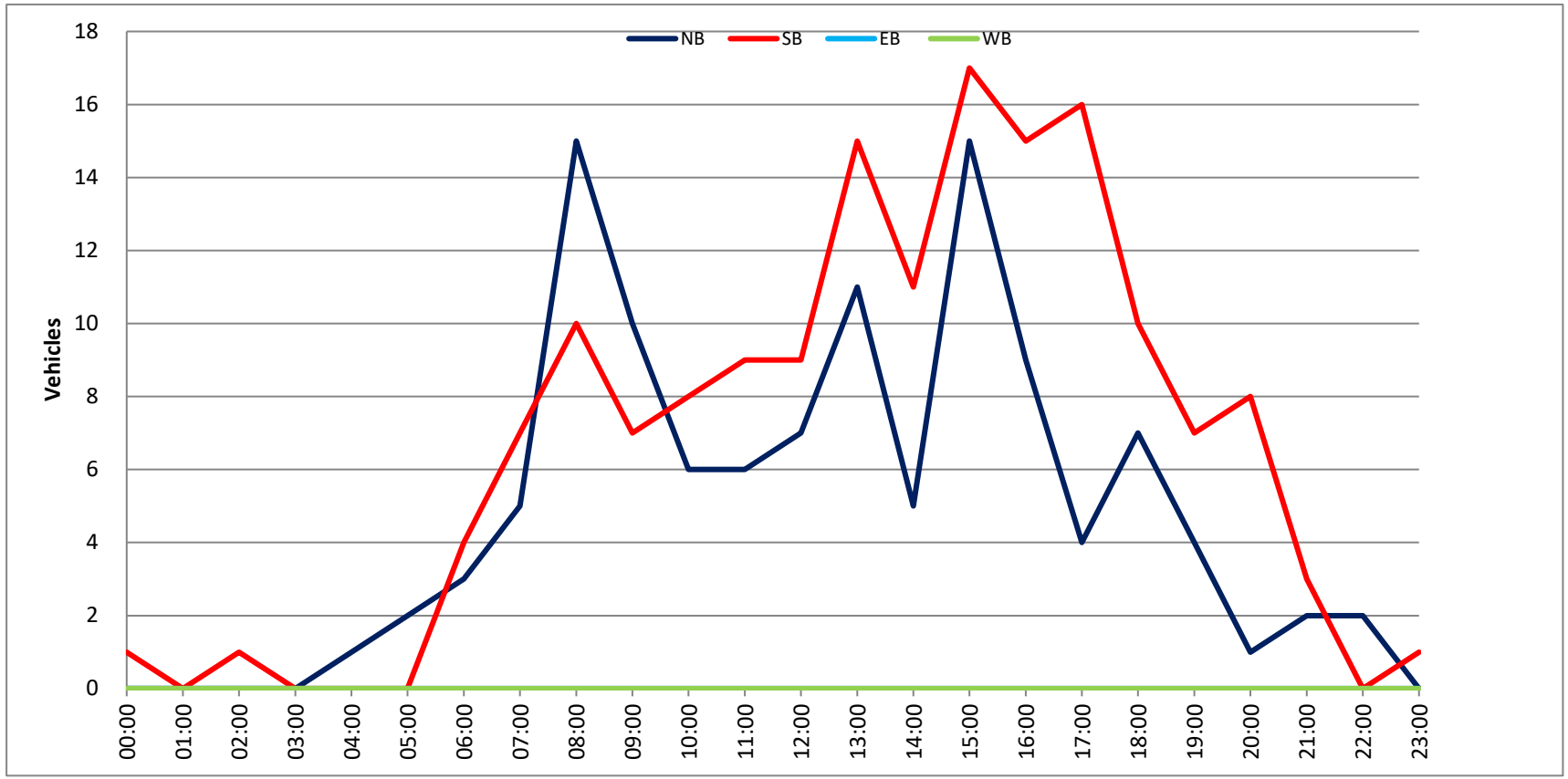

Prepared by National Data & Surveying Services

SPEED

S Brighton St Bet. W Olive Ave & S Edison Blvd

Day: Wednesday
Date: 1/19/2022

City: Burbank
Project #: CA22_020022_003n

North Bound

Time	< 15	15 - 19	20 - 24	25 - 29	30 - 34	35 - 39	40 - 44	45 - 49	50 - 54	55 - 59	60 - 64	65 - 69	70 +	Total
00:00 AM	0	0	0	0	0	0	0	0	0	0	0	0	0	0
00:15	0	0	0	0	0	0	0	0	0	0	0	0	0	0
00:30	0	0	0	0	0	0	0	0	0	0	0	0	0	0
00:45	0	0	0	0	0	0	0	0	0	0	0	0	0	0
01:00	0	0	0	0	0	0	0	0	0	0	0	0	0	0
01:15	0	0	0	0	0	0	0	0	0	0	0	0	0	0
01:30	0	0	0	0	0	0	0	0	0	0	0	0	0	0
01:45	0	0	0	0	0	0	0	0	0	0	0	0	0	0
02:00	0	0	0	0	0	0	0	0	0	0	0	0	0	0
02:15	0	0	0	0	0	0	0	0	0	0	0	0	0	0
02:30	0	0	0	0	0	0	0	0	0	0	0	0	0	0
02:45	0	0	0	0	0	0	0	0	0	0	0	0	0	0
03:00	0	0	0	0	0	0	0	0	0	0	0	0	0	0
03:15	0	0	0	0	0	0	0	0	0	0	0	0	0	0
03:30	0	0	0	0	0	0	0	0	0	0	0	0	0	0
03:45	0	0	0	0	0	0	0	0	0	0	0	0	0	0
04:00	0	0	0	0	0	0	0	0	0	0	0	0	0	0
04:15	0	0	0	0	0	0	0	0	0	0	0	0	0	0
04:30	0	0	0	0	0	0	0	0	0	0	0	0	0	0
04:45	0	0	0	1	0	0	0	0	0	0	0	0	0	1
05:00	0	0	0	0	0	0	0	0	0	0	0	0	0	0
05:15	0	0	0	0	0	0	0	0	0	0	0	0	0	0
05:30	0	0	0	0	0	0	0	0	0	0	0	0	0	0
05:45	0	0	0	0	0	0	0	0	0	0	0	0	0	0
06:00	0	0	0	0	0	0	0	0	0	0	0	0	0	0
06:15	1	1	0	0	0	0	0	0	0	0	0	0	0	2
06:30	0	0	1	0	0	0	0	0	0	0	0	0	0	1
06:45	3	0	0	0	0	0	0	0	0	0	0	0	0	3
07:00	0	1	0	0	0	0	0	0	0	0	0	0	0	1
07:15	1	0	0	0	0	0	0	0	0	0	0	0	0	1
07:30	0	0	0	0	0	0	0	0	0	0	0	0	0	0
07:45	1	0	0	0	0	0	0	0	0	0	0	0	0	1
08:00	0	1	0	0	0	0	0	0	0	0	0	0	0	1
08:15	3	1	0	0	0	0	0	0	0	0	0	0	0	4
08:30	1	1	0	0	0	0	0	0	0	0	0	0	0	2
08:45	1	1	1	0	0	0	0	0	0	0	0	0	0	3
09:00	0	4	1	0	0	0	0	0	0	0	0	0	0	5
09:15	1	1	0	0	0	0	0	0	0	0	0	0	0	2
09:30	1	0	1	0	0	0	0	0	0	0	0	0	0	2
09:45	4	1	0	0	0	0	0	0	0	0	0	0	0	5
10:00	1	0	0	0	0	0	0	0	0	0	0	0	0	1
10:15	2	1	0	1	0	0	0	0	0	0	0	0	0	4
10:30	1	0	0	0	0	0	0	0	0	0	0	0	0	1
10:45	1	1	0	0	0	0	0	0	0	0	0	0	0	2
11:00	1	0	1	0	0	0	0	0	0	0	0	0	0	2
11:15	0	1	0	0	0	0	0	0	0	0	0	0	0	1
11:30	2	1	0	0	0	0	0	0	0	0	0	0	0	3
11:45	1	1	3	0	0	0	0	0	0	0	0	0	0	5
12:00 PM	1	0	0	0	0	0	0	0	0	0	0	0	0	1
12:15	0	1	1	0	0	0	0	0	0	0	0	0	0	2
12:30	0	1	0	1	0	0	0	0	0	0	0	0	0	2
12:45	1	0	2	0	0	0	0	0	0	0	0	0	0	3
13:00	0	0	0	0	0	0	0	0	0	0	0	0	0	0
13:15	0	0	0	0	0	0	0	0	0	0	0	0	0	0
13:30	0	1	1	0	0	0	0	0	0	0	0	0	0	2
13:45	4	1	1	1	0	0	0	0	0	0	0	0	0	7
14:00	0	0	0	0	0	0	0	0	0	0	0	0	0	0
14:15	1	0	1	0	0	0	0	0	0	0	0	0	0	2
14:30	1	1	0	0	0	0	0	0	0	0	0	0	0	2
14:45	0	1	2	0	0	0	0	0	0	0	0	0	0	3
15:00	2	2	0	0	0	0	0	0	0	0	0	0	0	4
15:15	0	2	0	0	0	0	0	0	0	0	0	0	0	2
15:30	1	1	0	0	0	0	0	0	0	0	0	0	0	2
15:45	2	3	0	0	0	0	0	0	0	0	0	0	0	5
16:00	0	3	0	0	0	0	0	0	0	0	0	0	0	3
16:15	0	1	1	0	0	0	0	0	0	0	0	0	0	2
16:30	0	2	0	0	0	0	0	0	0	0	0	0	0	2
16:45	2	0	1	0	0	0	0	0	0	0	0	0	0	3
17:00	1	3	0	0	0	0	0	0	0	0	0	0	0	4
17:15	0	0	1	0	0	0	0	0	0	0	0	0	0	1
17:30	2	0	0	0	0	0	0	0	0	0	0	0	0	2
17:45	0	1	0	0	0	0	0	0	0	0	0	0	0	1
18:00	2	0	0	0	0	0	0	0	0	0	0	0	0	2
18:15	1	0	0	0	0	0	0	0	0	0	0	0	0	1
18:30	0	1	0	0	0	0	0	0	0	0	0	0	0	1
18:45	1	0	0	0	0	0	0	0	0	0	0	0	0	1
19:00	1	1	1	0	0	0	0	0	0	0	0	0	0	3
19:15	0	0	0	0	0	0	0	0	0	0	0	0	0	0
19:30	0	0	0	0	0	0	0	0	0	0	0	0	0	0
19:45	0	1	0	0	0	0	0	0	0	0	0	0	0	1
20:00	0	0	0	0	0	0	0	0	0	0	0	0	0	0
20:15	0	0	0	0	0	0	0	0	0	0	0	0	0	0
20:30	0	0	1	0	0	0	0	0	0	0	0	0	0	1
20:45	0	0	0	0	0	0	0	0	0	0	0	0	0	0
21:00	0	0	0	0	0	0	0	0	0	0	0	0	0	0
21:15	1	0	0	0	0	0	0	0	0	0	0	0	0	1
21:30	0	0	0	0	0	0	0	0	0	0	0	0	0	0
21:45	0	0	0	0	0	0	0	0	0	0	0	0	0	0
22:00	0	0	0	0	0	0	0	0	0	0	0	0	0	0
22:15	0	0	0	0	0	0	0	0	0	0	0	0	0	0
22:30	0	0	0	0	0	0	0	0	0	0	0	0	0	0
22:45	0	0	0	0	0	0	0	0	0	0	0	0	0	0
23:00	0	0	0	0	0	0	0	0	0	0	0	0	0	0
23:15	0	0	0	0	0	0	0	0	0	0	0	0	0	0
23:30	0	0	0	0	0	0	0	0	0	0	0	0	0	0
23:45	0	0	0	0	0	0	0	0	0	0	0	0	0	0
Totals	50	44	21	4										119
% of Totals	42%	37%	18%	3%										100%

AM Volumes	26	17	8	2	0	0	0	0	0	0	0	0	0	53
% AM	22%	14%	7%	2%										45%
AM Peak Hour	09:30	08:15	11:00	04:00										08:15
Volume	8	7	4	1										14
PM Volumes	24	27	13	2	0	0	0	0	0	0	0	0	0	66
% PM	20%	23%	11%	2%										55%
PM Peak Hour	13:45	15:15	12:00	12:00										15:00
Volume	6	9	3	1										13

Directional Peak Periods	AM 7-9			NOON 12-2			PM 4-6			Off Peak Volumes		
All Classes	Volume	⟷	%	Volume	⟷	%	Volume	⟷	%	Volume	⟷	%
	13		11%	17		14%	18		15%	71		60%

Street Name	Direction	Percentiles					
		15th	50th	Average	85th	95th	ADT
S Brighton St	North Bound	9	16	16	22	25	119
S Brighton St	South Bound	9	16	16	21	24	164

Prepared by National Data & Surveying Services

SPEED

S Brighton St Bet. W Olive Ave & S Edison Blvd

Day: Wednesday
Date: 1/19/2022

City: Burbank
Project #: CA22_020022_003s

South Bound

Time	< 15	15 - 19	20 - 24	25 - 29	30 - 34	35 - 39	40 - 44	45 - 49	50 - 54	55 - 59	60 - 64	65 - 69	70 +	Total
00:00 AM	0	0	0	0	0	0	0	0	0	0	0	0	0	0
00:15	0	0	0	0	0	0	0	0	0	0	0	0	0	0
00:30	0	0	0	0	0	0	0	0	0	0	0	0	0	0
00:45	0	0	0	0	0	0	0	0	0	0	0	0	0	0
01:00	0	0	0	0	0	0	0	0	0	0	0	0	0	0
01:15	0	0	0	0	0	0	0	0	0	0	0	0	0	0
01:30	0	0	0	0	0	0	0	0	0	0	0	0	0	0
01:45	0	0	0	0	0	0	0	0	0	0	0	0	0	0
02:00	0	0	0	0	0	0	0	0	0	0	0	0	0	0
02:15	0	0	0	0	0	0	0	0	0	0	0	0	0	0
02:30	0	0	0	0	0	0	0	0	0	0	0	0	0	0
02:45	0	0	0	0	0	0	0	0	0	0	0	0	0	0
03:00	0	0	0	0	0	0	0	0	0	0	0	0	0	0
03:15	0	0	0	0	0	0	0	0	0	0	0	0	0	0
03:30	0	0	0	0	0	0	0	0	0	0	0	0	0	0
03:45	0	0	0	0	0	0	0	0	0	0	0	0	0	0
04:00	0	0	0	0	0	0	0	0	0	0	0	0	0	0
04:15	0	0	0	0	0	0	0	0	0	0	0	0	0	0
04:30	0	0	0	0	0	0	0	0	0	0	0	0	0	0
04:45	0	0	0	0	0	0	0	0	0	0	0	0	0	0
05:00	0	0	0	0	0	0	0	0	0	0	0	0	0	0
05:15	0	0	0	0	0	0	0	0	0	0	0	0	0	0
05:30	0	0	0	0	0	0	0	0	0	0	0	0	0	0
05:45	0	0	0	0	0	0	0	0	0	0	0	0	0	0
06:00	1	0	0	0	0	0	0	0	0	0	0	0	0	1
06:15	0	0	0	0	0	0	0	0	0	0	0	0	0	0
06:30	2	2	0	0	0	0	0	0	0	0	0	0	0	4
06:45	2	0	0	0	0	0	0	0	0	0	0	0	0	2
07:00	2	0	0	0	0	0	0	0	0	0	0	0	0	2
07:15	0	0	0	0	0	0	0	0	0	0	0	0	0	0
07:30	0	1	0	0	0	0	0	0	0	0	0	0	0	1
07:45	1	0	0	0	0	0	0	0	0	0	0	0	0	1
08:00	1	2	0	0	0	0	0	0	0	0	0	0	0	3
08:15	0	1	0	0	0	0	0	0	0	0	0	0	0	1
08:30	0	1	0	0	0	0	0	0	0	0	0	0	0	1
08:45	3	2	0	0	0	0	0	0	0	0	0	0	0	5
09:00	0	1	2	0	0	0	0	0	0	0	0	0	0	3
09:15	2	0	0	0	0	0	0	0	0	0	0	0	0	2
09:30	2	1	0	0	0	0	0	0	0	0	0	0	0	3
09:45	1	2	0	0	0	0	0	0	0	0	0	0	0	3
10:00	2	0	1	0	0	0	0	0	0	0	0	0	0	3
10:15	2	4	1	0	0	0	0	0	0	0	0	0	0	7
10:30	0	1	0	0	0	0	0	0	0	0	0	0	0	1
10:45	6	2	0	0	0	0	0	0	0	0	0	0	0	8
11:00	1	3	0	0	0	0	0	0	0	0	0	0	0	4
11:15	2	2	0	0	0	0	0	0	0	0	0	0	0	4
11:30	1	2	1	2	0	0	0	0	0	0	0	0	0	6
11:45	2	1	0	0	0	0	0	0	0	0	0	0	0	3
12:00 PM	1	1	0	0	0	0	0	0	0	0	0	0	0	2
12:15	3	0	0	0	0	0	0	0	0	0	0	0	0	3
12:30	0	1	1	0	0	0	0	0	0	0	0	0	0	2
12:45	0	1	2	0	0	0	0	0	0	0	0	0	0	3
13:00	2	1	0	0	0	0	0	0	0	0	0	0	0	3
13:15	0	3	0	0	0	0	0	0	0	0	0	0	0	3
13:30	0	0	0	1	0	0	0	0	0	0	0	0	0	1
13:45	0	0	0	0	0	0	0	0	0	0	0	0	0	0
14:00	2	5	1	0	0	0	0	0	0	0	0	0	0	8
14:15	1	0	1	0	0	0	0	0	0	0	0	0	0	2
14:30	1	2	1	0	0	0	0	0	0	0	0	0	0	4
14:45	0	1	2	0	0	0	0	0	0	0	0	0	0	3
15:00	2	1	1	0	0	0	0	0	0	0	0	0	0	4
15:15	1	2	1	1	0	0	0	0	0	0	0	0	0	5
15:30	2	1	0	0	0	0	0	0	0	0	0	0	0	3
15:45	0	2	0	0	0	0	0	0	0	0	0	0	0	2
16:00	3	0	0	0	0	0	0	0	0	0	0	0	0	3
16:15	2	2	0	0	0	0	0	0	0	0	0	0	0	4
16:30	2	2	1	0	0	0	0	0	0	0	0	0	0	5
16:45	0	1	1	0	0	0	0	0	0	0	0	0	0	2
17:00	0	0	1	0	0	0	0	0	0	0	0	0	0	1
17:15	2	1	0	0	0	0	0	0	0	0	0	0	0	3
17:30	0	1	1	0	0	0	0	0	0	0	0	0	0	2
17:45	0	2	2	0	0	0	0	0	0	0	0	0	0	4
18:00	3	0	2	0	0	0	0	0	0	0	0	0	0	5
18:15	0	0	1	0	0	0	0	0	0	0	0	0	0	1
18:30	0	1	0	0	0	0	0	0	0	0	0	0	0	1
18:45	1	0	0	0	0	0	0	0	0	0	0	0	0	1
19:00	0	1	0	0	0	0	0	0	0	0	0	0	0	1
19:15	1	0	1	0	0	0	0	0	0	0	0	0	0	2
19:30	0	1	0	0	0	0	0	0	0	0	0	0	0	1
19:45	0	0	0	0	0	0	0	0	0	0	0	0	0	0
20:00	1	1	0	0	0	0	0	0	0	0	0	0	0	2
20:15	0	0	0	0	0	0	0	0	0	0	0	0	0	0
20:30	0	0	0	0	0	0	0	0	0	0	0	0	0	0
20:45	0	0	1	0	0	0	0	0	0	0	0	0	0	1
21:00	0	0	0	0	0	0	0	0	0	0	0	0	0	0
21:15	0	0	0	0	0	0	0	0	0	0	0	0	0	0
21:30	1	2	0	0	0	0	0	0	0	0	0	0	0	3
21:45	0	0	0	0	0	0	0	0	0	0	0	0	0	0
22:00	1	0	1	0	0	0	0	0	0	0	0	0	0	2
22:15	0	0	0	0	0	0	0	0	0	0	0	0	0	0
22:30	0	2	1	0	0	0	0	0	0	0	0	0	0	3
22:45	0	1	0	0	0	0	0	0	0	0	0	0	0	1
23:00	0	0	0	0	0	0	0	0	0	0	0	0	0	0
23:15	0	0	0	0	0	0	0	0	0	0	0	0	0	0
23:30	0	0	0	0	0	0	0	0	0	0	0	0	0	0
23:45	0	0	0	0	0	0	0	0	0	0	0	0	0	0
Totals	65	67	23	4										164
% of Totals	40%	41%	17%	2%										100%

AM Volumes	33	28	5	2	0	0	0	0	0	0	0	0	0	68
% AM	20%	17%	3%	1%										41%
AM Peak Hour	10:00	10:15	08:15	10:45										10:45
Volume	10	10	2	2										22
PM Volumes	32	39	23	2	0	0	0	0	0	0	0	0	0	96
% PM	20%	24%	14%	1%										59%
PM Peak Hour	15:30	13:15	17:30	12:45										14:00
Volume	7	8	6	1										17

Directional Peak Periods	AM 7-9			NOON 12-2			PM 4-6			Off Peak Volumes		
All Classes	Volume	⟷	%	Volume	⟷	%	Volume	⟷	%	Volume	⟷	%
	14		9%	17		10%	24		15%	109		66%

Street Name	Direction	Percentiles					
		15th	50th	Average	85th	95th	ADT
S Brighton St	North Bound	9	16	16	22	25	119
S Brighton St	South Bound	9	16	16	21	24	164

Prepared by National Data & Surveying Services

SPEED

S Brighton St Bet. W Olive Ave & S Edison Blvd

Day: Wednesday
Date: 1/19/2022

City: Burbank
Project #: CA22_020022_003

Summary

Time	< 15	15 - 19	20 - 24	25 - 29	30 - 34	35 - 39	40 - 44	45 - 49	50 - 54	55 - 59	60 - 64	65 - 69	70 +	Total
00:00 AM	0	0	0	0	0	0	0	0	0	0	0	0	0	0
00:15	0	0	0	0	0	0	0	0	0	0	0	0	0	0
00:30	0	0	0	0	0	0	0	0	0	0	0	0	0	0
00:45	0	0	0	0	0	0	0	0	0	0	0	0	0	0
01:00	0	0	0	0	0	0	0	0	0	0	0	0	0	0
01:15	0	0	0	0	0	0	0	0	0	0	0	0	0	0
01:30	0	0	0	0	0	0	0	0	0	0	0	0	0	0
01:45	0	0	0	0	0	0	0	0	0	0	0	0	0	0
02:00	0	0	0	0	0	0	0	0	0	0	0	0	0	0
02:15	0	0	0	0	0	0	0	0	0	0	0	0	0	0
02:30	0	0	0	0	0	0	0	0	0	0	0	0	0	0
02:45	0	0	0	0	0	0	0	0	0	0	0	0	0	0
03:00	0	0	0	0	0	0	0	0	0	0	0	0	0	0
03:15	0	0	0	0	0	0	0	0	0	0	0	0	0	0
03:30	0	0	0	0	0	0	0	0	0	0	0	0	0	0
03:45	0	0	0	0	0	0	0	0	0	0	0	0	0	0
04:00	0	0	0	0	0	0	0	0	0	0	0	0	0	0
04:15	0	0	0	0	0	0	0	0	0	0	0	0	0	0
04:30	0	0	0	0	0	0	0	0	0	0	0	0	0	0
04:45	0	0	0	1	0	0	0	0	0	0	0	0	0	1
05:00	0	0	0	0	0	0	0	0	0	0	0	0	0	0
05:15	0	0	0	0	0	0	0	0	0	0	0	0	0	0
05:30	0	0	0	0	0	0	0	0	0	0	0	0	0	0
05:45	0	0	0	0	0	0	0	0	0	0	0	0	0	0
06:00	1	0	0	0	0	0	0	0	0	0	0	0	0	1
06:15	1	1	0	0	0	0	0	0	0	0	0	0	0	2
06:30	2	2	1	0	0	0	0	0	0	0	0	0	0	5
06:45	5	0	0	0	0	0	0	0	0	0	0	0	0	5
07:00	2	1	0	0	0	0	0	0	0	0	0	0	0	3
07:15	1	0	0	0	0	0	0	0	0	0	0	0	0	1
07:30	0	1	0	0	0	0	0	0	0	0	0	0	0	1
07:45	2	0	0	0	0	0	0	0	0	0	0	0	0	2
08:00	1	3	0	0	0	0	0	0	0	0	0	0	0	4
08:15	3	2	0	0	0	0	0	0	0	0	0	0	0	5
08:30	1	2	0	0	0	0	0	0	0	0	0	0	0	3
08:45	4	3	1	0	0	0	0	0	0	0	0	0	0	8
09:00	0	5	3	0	0	0	0	0	0	0	0	0	0	8
09:15	3	1	0	0	0	0	0	0	0	0	0	0	0	4
09:30	3	1	1	0	0	0	0	0	0	0	0	0	0	5
09:45	5	3	0	0	0	0	0	0	0	0	0	0	0	8
10:00	3	0	1	0	0	0	0	0	0	0	0	0	0	4
10:15	4	5	1	1	0	0	0	0	0	0	0	0	0	11
10:30	1	1	0	0	0	0	0	0	0	0	0	0	0	2
10:45	7	3	0	0	0	0	0	0	0	0	0	0	0	10
11:00	2	3	1	0	0	0	0	0	0	0	0	0	0	6
11:15	2	3	0	0	0	0	0	0	0	0	0	0	0	5
11:30	3	3	1	2	0	0	0	0	0	0	0	0	0	9
11:45	3	2	3	0	0	0	0	0	0	0	0	0	0	8
12:00 PM	2	1	0	0	0	0	0	0	0	0	0	0	0	3
12:15	3	1	1	0	0	0	0	0	0	0	0	0	0	5
12:30	0	2	1	1	0	0	0	0	0	0	0	0	0	4
12:45	1	1	4	0	0	0	0	0	0	0	0	0	0	6
13:00	2	1	0	0	0	0	0	0	0	0	0	0	0	3
13:15	0	3	0	0	0	0	0	0	0	0	0	0	0	3
13:30	0	1	1	1	0	0	0	0	0	0	0	0	0	3
13:45	4	1	1	1	0	0	0	0	0	0	0	0	0	7
14:00	2	5	1	0	0	0	0	0	0	0	0	0	0	8
14:15	2	0	2	0	0	0	0	0	0	0	0	0	0	4
14:30	2	3	1	0	0	0	0	0	0	0	0	0	0	6
14:45	0	2	4	0	0	0	0	0	0	0	0	0	0	6
15:00	4	3	1	0	0	0	0	0	0	0	0	0	0	8
15:15	1	4	1	1	0	0	0	0	0	0	0	0	0	7
15:30	3	2	0	0	0	0	0	0	0	0	0	0	0	5
15:45	2	5	0	0	0	0	0	0	0	0	0	0	0	7
16:00	3	3	0	0	0	0	0	0	0	0	0	0	0	6
16:15	2	3	1	0	0	0	0	0	0	0	0	0	0	6
16:30	2	4	1	0	0	0	0	0	0	0	0	0	0	7
16:45	2	1	2	0	0	0	0	0	0	0	0	0	0	5
17:00	1	3	1	0	0	0	0	0	0	0	0	0	0	5
17:15	2	1	1	0	0	0	0	0	0	0	0	0	0	4
17:30	2	1	1	0	0	0	0	0	0	0	0	0	0	4
17:45	0	3	2	0	0	0	0	0	0	0	0	0	0	5
18:00	5	0	2	0	0	0	0	0	0	0	0	0	0	7
18:15	1	0	1	0	0	0	0	0	0	0	0	0	0	2
18:30	0	2	0	0	0	0	0	0	0	0	0	0	0	2
18:45	2	0	0	0	0	0	0	0	0	0	0	0	0	2
19:00	1	2	1	0	0	0	0	0	0	0	0	0	0	4
19:15	1	0	1	0	0	0	0	0	0	0	0	0	0	2
19:30	0	1	0	0	0	0	0	0	0	0	0	0	0	1
19:45	0	1	0	0	0	0	0	0	0	0	0	0	0	1
20:00	1	1	0	0	0	0	0	0	0	0	0	0	0	2
20:15	0	0	0	0	0	0	0	0	0	0	0	0	0	0
20:30	0	0	1	0	0	0	0	0	0	0	0	0	0	1
20:45	0	0	1	0	0	0	0	0	0	0	0	0	0	1
21:00	0	0	0	0	0	0	0	0	0	0	0	0	0	0
21:15	1	0	0	0	0	0	0	0	0	0	0	0	0	1
21:30	1	2	0	0	0	0	0	0	0	0	0	0	0	3
21:45	0	0	0	0	0	0	0	0	0	0	0	0	0	0
22:00	1	0	1	0	0	0	0	0	0	0	0	0	0	2
22:15	0	0	0	0	0	0	0	0	0	0	0	0	0	0
22:30	0	2	1	0	0	0	0	0	0	0	0	0	0	3
22:45	0	1	0	0	0	0	0	0	0	0	0	0	0	1
23:00	0	0	0	0	0	0	0	0	0	0	0	0	0	0
23:15	0	0	0	0	0	0	0	0	0	0	0	0	0	0
23:30	0	0	0	0	0	0	0	0	0	0	0	0	0	0
23:45	0	0	0	0	0	0	0	0	0	0	0	0	0	0
Totals	115	111	49	8										283
% of Totals	41%	39%	17%	3%										100%

AM Volumes	59	45	13	4	0	0	0	0	0	0	0	0	0	121
% AM	21%	16%	5%	1%										43%
AM Peak Hour	09:30	08:15	08:45	10:45										10:45
Volume	15	12	5	2										30
PM Volumes	56	66	36	4	0	0	0	0	0	0	0	0	0	162
% PM	20%	23%	13%	1%										57%
PM Peak Hour	13:45	15:45	14:00	13:00										14:30
Volume	10	15	8	2										27

Directional Peak Periods	AM 7-9			NOON 12-2			PM 4-6			Off Peak Volumes		
All Classes	Volume	⟷	%	Volume	⟷	%	Volume	⟷	%	Volume	⟷	%
	27		10%	34		12%	42		15%	180		64%

Street Name	Direction	Percentiles					
		15th	50th	Average	85th	95th	ADT
S Brighton St	Summary	9	16	16	21	24	283

Prepared by National Data & Surveying Services

SPEED

S Brighton St Bet. W Olive Ave & S Edison Blvd

Day: Wednesday
Date: 1/19/2022

City: Burbank
Project #: CA22_020022_003n

North Bound

Time	< 15	15 - 19	20 - 24	25 - 29	30 - 34	35 - 39	40 - 44	45 - 49	50 - 54	55 - 59	60 - 64	65 - 69	70 +	Total
00:00 AM	0	0	0	0	0	0	0	0	0	0	0	0	0	0
01:00	0	0	0	0	0	0	0	0	0	0	0	0	0	0
02:00	0	0	0	0	0	0	0	0	0	0	0	0	0	0
03:00	0	0	0	0	0	0	0	0	0	0	0	0	0	0
04:00	0	0	0	1	0	0	0	0	0	0	0	0	0	1
05:00	0	0	0	0	0	0	0	0	0	0	0	0	0	0
06:00	4	1	1	0	0	0	0	0	0	0	0	0	0	6
07:00	2	1	0	0	0	0	0	0	0	0	0	0	0	3
08:00	5	4	1	0	0	0	0	0	0	0	0	0	0	10
09:00	6	6	2	0	0	0	0	0	0	0	0	0	0	14
10:00	5	2	0	1	0	0	0	0	0	0	0	0	0	8
11:00	4	3	4	0	0	0	0	0	0	0	0	0	0	11
12:00 PM	2	2	3	1	0	0	0	0	0	0	0	0	0	8
13:00	4	2	2	1	0	0	0	0	0	0	0	0	0	9
14:00	2	2	3	0	0	0	0	0	0	0	0	0	0	7
15:00	5	8	0	0	0	0	0	0	0	0	0	0	0	13
16:00	2	6	2	0	0	0	0	0	0	0	0	0	0	10
17:00	3	4	1	0	0	0	0	0	0	0	0	0	0	8
18:00	4	1	0	0	0	0	0	0	0	0	0	0	0	5
19:00	1	2	1	0	0	0	0	0	0	0	0	0	0	4
20:00	0	0	1	0	0	0	0	0	0	0	0	0	0	1
21:00	1	0	0	0	0	0	0	0	0	0	0	0	0	1
22:00	0	0	0	0	0	0	0	0	0	0	0	0	0	0
23:00	0	0	0	0	0	0	0	0	0	0	0	0	0	0
Totals	50	44	21	4										119
% of Totals	42%	37%	18%	3%										100%

AM Volumes	26	17	8	2	0	0	0	0	0	0	0	0	0	53
% AM	22%	14%	7%	2%										45%
AM Peak Hour	09:00	09:00	11:00	04:00										09:00
Volume	6	6	4	1										14
PM Volumes	24	27	13	2	0	0	0	0	0	0	0	0	0	66
% PM	20%	23%	11%	2%										55%
PM Peak Hour	15:00	15:00	12:00	12:00										15:00
Volume	5	8	3	1										13

Directional Peak Periods	AM 7-9			NOON 12-2			PM 4-6			Off Peak Volumes		
All Speeds	Volume		%	Volume		%	Volume		%	Volume		%
	13	↔	11%	17	↔	14%	18	↔	15%	71	↔	60%

Street Name	Direction	Percentiles					
		15th	50th	Average	85th	95th	ADT
S Brighton St	North Bound	9	16	16	22	25	119
S Brighton St	South Bound	9	16	16	21	24	164

Prepared by National Data & Surveying Services

SPEED

S Brighton St Bet. W Olive Ave & S Edison Blvd

Day: Wednesday
Date: 1/19/2022

City: Burbank
Project #: CA22_020022_003s

South Bound

Time	< 15	15 - 19	20 - 24	25 - 29	30 - 34	35 - 39	40 - 44	45 - 49	50 - 54	55 - 59	60 - 64	65 - 69	70 +	Total
00:00 AM	0	0	0	0	0	0	0	0	0	0	0	0	0	0
01:00	0	0	0	0	0	0	0	0	0	0	0	0	0	0
02:00	0	0	0	0	0	0	0	0	0	0	0	0	0	0
03:00	0	0	0	0	0	0	0	0	0	0	0	0	0	0
04:00	0	0	0	0	0	0	0	0	0	0	0	0	0	0
05:00	0	0	0	0	0	0	0	0	0	0	0	0	0	0
06:00	5	2	0	0	0	0	0	0	0	0	0	0	0	7
07:00	3	1	0	0	0	0	0	0	0	0	0	0	0	4
08:00	4	6	0	0	0	0	0	0	0	0	0	0	0	10
09:00	5	4	2	0	0	0	0	0	0	0	0	0	0	11
10:00	10	7	2	0	0	0	0	0	0	0	0	0	0	19
11:00	6	8	1	2	0	0	0	0	0	0	0	0	0	17
12:00 PM	4	3	3	0	0	0	0	0	0	0	0	0	0	10
13:00	2	4	0	1	0	0	0	0	0	0	0	0	0	7
14:00	4	8	5	0	0	0	0	0	0	0	0	0	0	17
15:00	5	6	2	1	0	0	0	0	0	0	0	0	0	14
16:00	7	5	2	0	0	0	0	0	0	0	0	0	0	14
17:00	2	4	4	0	0	0	0	0	0	0	0	0	0	10
18:00	4	1	3	0	0	0	0	0	0	0	0	0	0	8
19:00	1	2	1	0	0	0	0	0	0	0	0	0	0	4
20:00	1	1	1	0	0	0	0	0	0	0	0	0	0	3
21:00	1	2	0	0	0	0	0	0	0	0	0	0	0	3
22:00	1	3	2	0	0	0	0	0	0	0	0	0	0	6
23:00	0	0	0	0	0	0	0	0	0	0	0	0	0	0
Totals	65	67	28	4										164
% of Totals	40%	41%	17%	2%										100%

AM Volumes	33	28	5	2	0	0	0	0	0	0	0	0	0	68
% AM	20%	17%	3%	1%										41%
AM Peak Hour	10:00	11:00	09:00	11:00										10:00
Volume	10	8	2	2										19
PM Volumes	32	39	23	2	0	0	0	0	0	0	0	0	0	96
% PM	20%	24%	14%	1%										59%
PM Peak Hour	16:00	14:00	14:00	13:00										14:00
Volume	7	8	5	1										17

Directional Peak Periods	AM 7-9			NOON 12-2			PM 4-6			Off Peak Volumes		
All Speeds	Volume	↔	%	Volume	↔	%	Volume	↔	%	Volume	↔	%
	14		9%	17		10%	24		15%	109		66%

Street Name	Direction	Percentiles					
		15th	50th	Average	85th	95th	ADT
S Brighton St	North Bound	9	16	16	22	25	119
S Brighton St	South Bound	9	16	16	21	24	164

Prepared by National Data & Surveying Services

SPEED

S Brighton St Bet. W Olive Ave & S Edison Blvd

Day: Wednesday
Date: 1/19/2022

City: Burbank
Project #: CA22_020022_003

Summary

Time	< 15	15 - 19	20 - 24	25 - 29	30 - 34	35 - 39	40 - 44	45 - 49	50 - 54	55 - 59	60 - 64	65 - 69	70 +	Total
00:00 AM	0	0	0	0	0	0	0	0	0	0	0	0	0	0
01:00	0	0	0	0	0	0	0	0	0	0	0	0	0	0
02:00	0	0	0	0	0	0	0	0	0	0	0	0	0	0
03:00	0	0	0	0	0	0	0	0	0	0	0	0	0	0
04:00	0	0	0	1	0	0	0	0	0	0	0	0	0	1
05:00	0	0	0	0	0	0	0	0	0	0	0	0	0	0
06:00	9	3	1	0	0	0	0	0	0	0	0	0	0	13
07:00	5	2	0	0	0	0	0	0	0	0	0	0	0	7
08:00	9	10	1	0	0	0	0	0	0	0	0	0	0	20
09:00	11	10	4	0	0	0	0	0	0	0	0	0	0	25
10:00	15	9	2	1	0	0	0	0	0	0	0	0	0	27
11:00	10	11	5	2	0	0	0	0	0	0	0	0	0	28
12:00 PM	6	5	6	1	0	0	0	0	0	0	0	0	0	18
13:00	6	6	2	2	0	0	0	0	0	0	0	0	0	16
14:00	6	10	8	0	0	0	0	0	0	0	0	0	0	24
15:00	10	14	2	1	0	0	0	0	0	0	0	0	0	27
16:00	9	11	4	0	0	0	0	0	0	0	0	0	0	24
17:00	5	8	5	0	0	0	0	0	0	0	0	0	0	18
18:00	8	2	3	0	0	0	0	0	0	0	0	0	0	13
19:00	2	4	2	0	0	0	0	0	0	0	0	0	0	8
20:00	1	1	2	0	0	0	0	0	0	0	0	0	0	4
21:00	2	2	0	0	0	0	0	0	0	0	0	0	0	4
22:00	1	3	2	0	0	0	0	0	0	0	0	0	0	6
23:00	0	0	0	0	0	0	0	0	0	0	0	0	0	0
Totals	115	111	49	8										283
% of Totals	41%	39%	17%	3%										100%

AM Volumes	59	45	13	4	0	0	0	0	0	0	0	0	0	121
% AM	21%	16%	5%	1%										43%
AM Peak Hour	10:00	11:00	11:00	11:00										11:00
Volume	15	11	5	2										28
PM Volumes	56	66	36	4	0	0	0	0	0	0	0	0	0	162
% PM	20%	23%	13%	1%										57%
PM Peak Hour	15:00	15:00	14:00	13:00										15:00
Volume	10	14	8	2										27

Directional Peak Periods	AM 7-9			NOON 12-2			PM 4-6			Off Peak Volumes		
All Speeds	Volume		%	Volume		%	Volume		%	Volume		%
	27	↔	10%	34	↔	12%	42	↔	15%	180	↔	64%

Street Name	Direction	Percentiles					
		15th	50th	Average	85th	95th	ADT
S Brighton St	Summary	9	16	16	21	24	283

Prepared by NDS/ATD

Prepared by National Data & Surveying Services

VOLUME

S Brighton St Bet. W Olive Ave & S Edison Blvd

Day: Wednesday
Date: 1/19/2022

City: Burbank
Project #: CA22_020022_003

DAILY TOTALS	NB	SB	EB	WB	Total
	119	164	0	0	283

AM Period	NB		SB		EB	WB	TOTAL		PM Period	NB		SB		EB	WB	TOTAL	
00:00	0		0		0	0			12:00	1		2		0	0	3	
00:15	0		0		0	0			12:15	2		3		0	0	5	
00:30	0		0		0	0			12:30	2		2		0	0	4	
00:45	0		0		0	0			12:45	3	8	3	10	0	0	6	18
01:00	0		0		0	0			13:00	0		3		0	0	3	
01:15	0		0		0	0			13:15	0		3		0	0	3	
01:30	0		0		0	0			13:30	2		1		0	0	3	
01:45	0		0		0	0			13:45	7	9	0	7	0	0	7	16
02:00	0		0		0	0			14:00	0		8		0	0	8	
02:15	0		0		0	0			14:15	2		2		0	0	4	
02:30	0		0		0	0			14:30	2		4		0	0	6	
02:45	0		0		0	0			14:45	3	7	3	17	0	0	6	24
03:00	0		0		0	0			15:00	4		4		0	0	8	
03:15	0		0		0	0			15:15	2		5		0	0	7	
03:30	0		0		0	0			15:30	2		3		0	0	5	
03:45	0		0		0	0			15:45	5	13	2	14	0	0	7	27
04:00	0		0		0	0			16:00	3		3		0	0	6	
04:15	0		0		0	0			16:15	2		4		0	0	6	
04:30	0		0		0	0			16:30	2		5		0	0	7	
04:45	1	1	0		0	0	1	1	16:45	3	10	2	14	0	0	5	24
05:00	0		0		0	0			17:00	4		1		0	0	5	
05:15	0		0		0	0			17:15	1		3		0	0	4	
05:30	0		0		0	0			17:30	2		2		0	0	4	
05:45	0		0		0	0			17:45	1	8	4	10	0	0	5	18
06:00	0		1		0	0	1		18:00	2		5		0	0	7	
06:15	2		0		0	0	2		18:15	1		1		0	0	2	
06:30	1		4		0	0	5		18:30	1		1		0	0	2	
06:45	3	6	2	7	0	0	5	13	18:45	1	5	1	8	0	0	2	13
07:00	1		2		0	0	3		19:00	3		1		0	0	4	
07:15	1		0		0	0	1		19:15	0		2		0	0	2	
07:30	0		1		0	0	1		19:30	0		1		0	0	1	
07:45	1	3	1	4	0	0	2	7	19:45	1	4	0	4	0	0	1	8
08:00	1		3		0	0	4		20:00	0		2		0	0	2	
08:15	4		1		0	0	5		20:15	0		0		0	0		
08:30	2		1		0	0	3		20:30	1		0		0	0	1	
08:45	3	10	5	10	0	0	8	20	20:45	0	1	1	3	0	0	1	4
09:00	5		3		0	0	8		21:00	0		0		0	0		
09:15	2		2		0	0	4		21:15	1		0		0	0	1	
09:30	2		3		0	0	5		21:30	0		3		0	0	3	
09:45	5	14	3	11	0	0	8	25	21:45	0	1	0	3	0	0		4
10:00	1		3		0	0	4		22:00	0		2		0	0	2	
10:15	4		7		0	0	11		22:15	0		0		0	0		
10:30	1		1		0	0	2		22:30	0		3		0	0	3	
10:45	2	8	8	19	0	0	10	27	22:45	0		1	6	0	0	1	6
11:00	2		4		0	0	6		23:00	0		0		0	0		
11:15	1		4		0	0	5		23:15	0		0		0	0		
11:30	3		6		0	0	9		23:30	0		0		0	0		
11:45	5	11	3	17	0	0	8	28	23:45	0		0		0	0		
TOTALS		53		68				121	TOTALS		66		96				162
SPLIT %		43.8%		56.2%				42.8%	SPLIT %		40.7%		59.3%				57.2%

DAILY TOTALS	NB	SB	EB	WB	Total
	119	164	0	0	283

AM Peak Hour	08:15	10:45			10:45	PM Peak Hour	15:00	14:00			14:30
AM Pk Volume	14	22			30	PM Pk Volume	13	17			27
Pk Hr Factor	0.700	0.688			0.750	Pk Hr Factor	0.650	0.531			0.844
7 - 9 Volume	13	14	0	0	27	4 - 6 Volume	18	24	0	0	42
7 - 9 Peak Hour	08:00	08:00			08:00	4 - 6 Peak Hour	16:15	16:00			16:00
7 - 9 Pk Volume	10	10	0	0	20	4 - 6 Pk Volume	11	14	0	0	24
Pk Hr Factor	0.625	0.500	0.000	0.000	0.625	Pk Hr Factor	0.688	0.700	0.000	0.000	0.857

Prepared by NDS/ATD

Project #: CA22_020022_003 **City:** Burbank

Location: S Brighton St Bet. W Olive Ave & S Edison **Date:** 1/19/2022

Prepared by National Data & Surveying Services

SPEED

S Brighton St Bet. W Olive Ave & S Edison Blvd

Day: Thursday
Date: 1/20/2022

City: Burbank
Project #: CA22_020022_003n

North Bound

Time	< 15	15 - 19	20 - 24	25 - 29	30 - 34	35 - 39	40 - 44	45 - 49	50 - 54	55 - 59	60 - 64	65 - 69	70 +	Total
00:00 AM	0	0	0	0	0	0	0	0	0	0	0	0	0	0
00:15	0	0	0	0	0	0	0	0	0	0	0	0	0	0
00:30	0	0	0	0	0	0	0	0	0	0	0	0	0	0
00:45	0	0	0	0	0	0	0	0	0	0	0	0	0	0
01:00	0	0	0	0	0	0	0	0	0	0	0	0	0	0
01:15	0	0	1	0	0	0	0	0	0	0	0	0	0	1
01:30	0	0	0	0	0	0	0	0	0	0	0	0	0	0
01:45	0	0	0	0	0	0	0	0	0	0	0	0	0	0
02:00	0	0	0	0	0	0	0	0	0	0	0	0	0	0
02:15	0	0	0	0	0	0	0	0	0	0	0	0	0	0
02:30	0	0	0	0	0	0	0	0	0	0	0	0	0	0
02:45	0	0	0	0	0	0	0	0	0	0	0	0	0	0
03:00	0	0	0	0	0	0	0	0	0	0	0	0	0	0
03:15	0	0	0	0	0	0	0	0	0	0	0	0	0	0
03:30	0	0	0	0	0	0	0	0	0	0	0	0	0	0
03:45	0	0	0	0	0	0	0	0	0	0	0	0	0	0
04:00	0	0	0	0	0	0	0	0	0	0	0	0	0	0
04:15	0	0	0	0	0	0	0	0	0	0	0	0	0	0
04:30	0	0	1	0	0	0	0	0	0	0	0	0	0	1
04:45	0	0	0	0	0	0	0	0	0	0	0	0	0	0
05:00	0	0	0	0	0	0	0	0	0	0	0	0	0	0
05:15	0	0	0	0	0	0	0	0	0	0	0	0	0	0
05:30	0	0	0	0	0	0	0	0	0	0	0	0	0	0
05:45	0	0	0	0	0	0	0	0	0	0	0	0	0	0
06:00	0	0	0	0	0	0	0	0	0	0	0	0	0	0
06:15	0	2	0	0	0	0	0	0	0	0	0	0	0	2
06:30	0	0	0	0	0	0	0	0	0	0	0	0	0	0
06:45	0	1	1	0	0	0	0	0	0	0	0	0	0	2
07:00	1	0	0	0	0	0	0	0	0	0	0	0	0	1
07:15	0	0	0	0	0	0	0	0	0	0	0	0	0	0
07:30	0	0	1	0	0	0	0	0	0	0	0	0	0	1
07:45	2	0	1	0	0	0	0	0	0	0	0	0	0	3
08:00	1	1	1	0	0	0	0	0	0	0	0	0	0	3
08:15	3	0	0	0	0	0	0	0	0	0	0	0	0	3
08:30	1	1	0	0	0	0	0	0	0	0	0	0	0	2
08:45	0	1	2	1	0	0	0	0	0	0	0	0	0	4
09:00	0	3	2	0	0	0	0	0	0	0	0	0	0	5
09:15	0	0	0	0	0	0	0	0	0	0	0	0	0	0
09:30	0	1	1	0	0	0	0	0	0	0	0	0	0	2
09:45	0	2	1	1	0	0	0	0	0	0	0	0	0	4
10:00	3	4	1	0	0	0	0	0	0	0	0	0	0	8
10:15	0	2	0	0	0	0	0	0	0	0	0	0	0	2
10:30	0	0	1	0	0	0	0	0	0	0	0	0	0	1
10:45	1	0	0	1	0	0	0	0	0	0	0	0	0	2
11:00	1	1	0	0	0	0	0	0	0	0	0	0	0	2
11:15	0	0	0	0	0	0	0	0	0	0	0	0	0	0
11:30	1	0	0	1	0	0	0	0	0	0	0	0	0	2
11:45	0	1	1	1	0	0	0	0	0	0	0	0	0	3
12:00 PM	0	1	0	0	0	0	0	0	0	0	0	0	0	1
12:15	0	1	1	0	1	0	0	0	0	0	0	0	0	3
12:30	2	1	0	0	0	0	0	0	0	0	0	0	0	3
12:45	1	0	0	0	0	0	0	0	0	0	0	0	0	1
13:00	0	0	1	0	0	0	0	0	0	0	0	0	0	1
13:15	0	1	0	0	0	0	0	0	0	0	0	0	0	1
13:30	0	2	0	0	0	0	0	0	0	0	0	0	0	2
13:45	3	0	0	0	0	0	0	0	0	0	0	0	0	3
14:00	0	0	0	0	0	0	0	0	0	0	0	0	0	0
14:15	0	0	2	2	0	0	0	0	0	0	0	0	0	4
14:30	0	0	1	1	0	0	0	0	0	0	0	0	0	2
14:45	2	2	1	0	0	0	0	0	0	0	0	0	0	5
15:00	2	1	0	0	0	0	0	0	0	0	0	0	0	3
15:15	1	0	1	2	0	0	0	0	0	0	0	0	0	4
15:30	0	2	0	0	0	0	0	0	0	0	0	0	0	2
15:45	0	1	2	0	0	0	0	0	0	0	0	0	0	3
16:00	0	0	0	0	0	0	0	0	0	0	0	0	0	0
16:15	1	0	2	0	0	0	0	0	0	0	0	0	0	3
16:30	0	0	0	0	0	0	0	0	0	0	0	0	0	0
16:45	0	0	1	0	1	0	0	0	0	0	0	0	0	2
17:00	1	5	0	0	0	0	0	0	0	0	0	0	0	6
17:15	0	3	0	0	0	0	0	0	0	0	0	0	0	3
17:30	1	1	1	0	0	0	0	0	0	0	0	0	0	3
17:45	0	1	0	0	0	0	0	0	0	0	0	0	0	1
18:00	0	2	2	0	0	0	0	0	0	0	0	0	0	4
18:15	0	1	0	0	0	0	0	0	0	0	0	0	0	1
18:30	0	0	1	0	0	0	0	0	0	0	0	0	0	1
18:45	0	0	1	0	0	0	0	0	0	0	0	0	0	1
19:00	0	0	1	0	0	0	0	0	0	0	0	0	0	1
19:15	1	1	0	1	0	0	0	0	0	0	0	0	0	3
19:30	0	0	0	0	0	0	0	0	0	0	0	0	0	0
19:45	0	1	0	0	0	0	0	0	0	0	0	0	0	1
20:00	0	0	0	0	0	0	0	0	0	0	0	0	0	0
20:15	0	0	0	0	0	0	0	0	0	0	0	0	0	0
20:30	0	0	0	0	0	0	0	0	0	0	0	0	0	0
20:45	0	0	0	0	0	0	0	0	0	0	0	0	0	0
21:00	0	1	0	0	0	0	0	0	0	0	0	0	0	1
21:15	0	0	0	0	0	0	0	0	0	0	0	0	0	0
21:30	0	1	0	0	0	0	0	0	0	0	0	0	0	1
21:45	0	0	1	0	0	0	0	0	0	0	0	0	0	1
22:00	0	0	0	0	0	0	0	0	0	0	0	0	0	0
22:15	0	0	0	0	0	0	0	0	0	0	0	0	0	0
22:30	0	0	0	0	0	0	0	0	0	0	0	0	0	0
22:45	0	0	0	0	0	0	0	0	0	0	0	0	0	0
23:00	0	0	0	0	0	0	0	0	0	0	0	0	0	0
23:15	0	0	0	0	0	0	0	0	0	0	0	0	0	0
23:30	0	0	0	0	0	0	0	0	0	0	0	0	0	0
23:45	0	0	0	0	0	0	0	0	0	0	0	0	0	0
Totals	29	49	34	11	2									125
% of Totals	23%	39%	27%	9%	2%									100%

AM Volumes	14	20	15	5	0	0	0	0	0	0	0	0	0	54
% AM	11%	16%	12%	4%										43%
AM Peak Hour	07:45	09:30	08:45	10:45	11:30									09:30
Volume	7	9	5	2	1									16
PM Volumes	15	29	19	6	2	0	0	0	0	0	0	0	0	71
% PM	12%	23%	15%	5%	2%									57%
PM Peak Hour	14:30	17:00	14:00	13:45	12:00									14:15
Volume	5	10	4	3	1									14

Directional Peak Periods	AM 7-9			NOON 12-2			PM 4-6			Off Peak Volumes		
All Classes	Volume	⟷	%	Volume	⟷	%	Volume	⟷	%	Volume	⟷	%
	17		14%	15		12%	18		14%	75		60%

Street Name	Direction	Percentiles					
		15th	50th	Average	85th	95th	ADT
S Brighton St	North Bound	11	18	18	24	28	125
S Brighton St	South Bound	11	18	17	23	26	163

Prepared by National Data & Surveying Services

SPEED

S Brighton St Bet. W Olive Ave & S Edison Blvd

Day: Thursday
Date: 1/20/2022

City: Burbank
Project #: CA22_020022_003s

South Bound

Time	< 15	15 - 19	20 - 24	25 - 29	30 - 34	35 - 39	40 - 44	45 - 49	50 - 54	55 - 59	60 - 64	65 - 69	70 +	Total
00:00 AM	0	0	0	0	0	0	0	0	0	0	0	0	0	0
00:15	0	0	0	0	0	0	0	0	0	0	0	0	0	0
00:30	0	0	0	0	0	0	0	0	0	0	0	0	0	0
00:45	0	0	0	0	0	0	0	0	0	0	0	0	0	0
01:00	0	0	1	0	0	0	0	0	0	0	0	0	0	1
01:15	0	0	0	0	0	0	0	0	0	0	0	0	0	0
01:30	0	0	0	0	0	0	0	0	0	0	0	0	0	0
01:45	0	0	0	0	0	0	0	0	0	0	0	0	0	0
02:00	0	0	0	0	0	0	0	0	0	0	0	0	0	0
02:15	0	0	0	0	0	0	0	0	0	0	0	0	0	0
02:30	0	0	0	0	0	0	0	0	0	0	0	0	0	0
02:45	0	0	0	0	0	0	0	0	0	0	0	0	0	0
03:00	0	0	0	0	0	0	0	0	0	0	0	0	0	0
03:15	0	0	0	0	0	0	0	0	0	0	0	0	0	0
03:30	0	0	0	0	0	0	0	0	0	0	0	0	0	0
03:45	0	0	0	0	0	0	0	0	0	0	0	0	0	0
04:00	0	0	0	0	0	0	0	0	0	0	0	0	0	0
04:15	0	0	0	0	0	0	0	0	0	0	0	0	0	0
04:30	0	0	0	0	0	0	0	0	0	0	0	0	0	0
04:45	0	0	0	0	0	0	0	0	0	0	0	0	0	0
05:00	0	0	0	0	0	0	0	0	0	0	0	0	0	0
05:15	0	0	0	0	0	0	0	0	0	0	0	0	0	0
05:30	0	0	0	0	0	0	0	0	0	0	0	0	0	0
05:45	0	0	0	0	0	0	0	0	0	0	0	0	0	0
06:00	0	0	0	0	0	0	0	0	0	0	0	0	0	0
06:15	0	0	0	0	0	0	0	0	0	0	0	0	0	0
06:30	0	0	0	1	0	0	0	0	0	0	0	0	0	1
06:45	2	0	0	0	0	0	0	0	0	0	0	0	0	2
07:00	2	0	0	0	0	0	0	0	0	0	0	0	0	2
07:15	1	1	0	0	0	0	0	0	0	0	0	0	0	2
07:30	0	0	0	0	0	0	0	0	0	0	0	0	0	0
07:45	1	2	1	0	0	0	0	0	0	0	0	0	0	4
08:00	2	1	0	0	1	0	0	0	0	0	0	0	0	4
08:15	1	2	1	0	0	0	0	0	0	0	0	0	0	4
08:30	2	2	0	1	0	0	0	0	0	0	0	0	0	5
08:45	0	2	0	0	0	0	0	0	0	0	0	0	0	2
09:00	0	1	1	0	0	0	0	0	0	0	0	0	0	2
09:15	1	1	0	0	0	0	0	0	0	0	0	0	0	2
09:30	1	3	1	0	0	0	0	0	0	0	0	0	0	5
09:45	0	1	1	0	0	0	0	0	0	0	0	0	0	2
10:00	3	3	1	0	0	0	0	0	0	0	0	0	0	7
10:15	0	5	0	0	0	0	0	0	0	0	0	0	0	5
10:30	0	1	0	0	0	0	0	0	0	0	0	0	0	1
10:45	0	2	1	0	0	0	0	0	0	0	0	0	0	3
11:00	0	3	1	1	0	0	0	0	0	0	0	0	0	5
11:15	1	2	1	0	0	0	0	0	0	0	0	0	0	4
11:30	1	1	0	1	0	0	0	0	0	0	0	0	0	3
11:45	0	1	2	0	0	0	0	0	0	0	0	0	0	3
12:00 PM	1	2	1	0	1	0	0	0	0	0	0	0	0	5
12:15	0	2	0	1	0	0	0	0	0	0	0	0	0	3
12:30	0	0	0	0	0	0	0	0	0	0	0	0	0	0
12:45	1	0	2	0	0	0	0	0	0	0	0	0	0	3
13:00	2	1	1	0	0	0	0	0	0	0	0	0	0	4
13:15	1	0	0	0	0	0	0	0	0	0	0	0	0	1
13:30	3	1	1	0	1	0	0	0	0	0	0	0	0	6
13:45	0	2	3	0	0	0	0	0	0	0	0	0	0	5
14:00	0	2	1	0	0	0	0	0	0	0	0	0	0	3
14:15	0	1	0	0	0	0	0	0	0	0	0	0	0	1
14:30	0	0	0	0	0	0	0	0	0	0	0	0	0	0
14:45	3	1	2	1	0	0	0	0	0	0	0	0	0	7
15:00	1	1	1	0	0	0	0	0	0	0	0	0	0	3
15:15	1	2	2	0	0	0	0	0	0	0	0	0	0	5
15:30	1	0	1	0	0	0	0	0	0	0	0	0	0	2
15:45	0	1	0	0	0	0	0	0	0	0	0	0	0	1
16:00	1	0	1	0	0	0	0	0	0	0	0	0	0	2
16:15	3	5	0	0	0	0	0	0	0	0	0	0	0	8
16:30	0	1	1	0	0	0	0	0	0	0	0	0	0	2
16:45	1	1	1	0	0	0	0	0	0	0	0	0	0	3
17:00	1	0	1	0	0	0	0	0	0	0	0	0	0	2
17:15	2	2	1	0	0	0	0	0	0	0	0	0	0	5
17:30	0	2	0	0	0	0	0	0	0	0	0	0	0	2
17:45	0	0	1	0	0	0	0	0	0	0	0	0	0	1
18:00	0	1	1	0	0	0	0	0	0	0	0	0	0	2
18:15	0	2	0	0	0	0	0	0	0	0	0	0	0	2
18:30	1	3	0	0	0	0	0	0	0	0	0	0	0	4
18:45	0	1	0	0	0	0	0	0	0	0	0	0	0	1
19:00	0	1	1	0	0	0	0	0	0	0	0	0	0	2
19:15	0	2	1	0	0	0	0	0	0	0	0	0	0	3
19:30	0	0	1	0	0	0	0	0	0	0	0	0	0	1
19:45	0	0	0	0	0	0	0	0	0	0	0	0	0	0
20:00	2	0	0	0	0	0	0	0	0	0	0	0	0	2
20:15	0	0	0	0	0	0	0	0	0	0	0	0	0	0
20:30	0	0	0	0	0	0	0	0	0	0	0	0	0	0
20:45	0	1	0	0	0	0	0	0	0	0	0	0	0	1
21:00	0	0	0	0	0	0	0	0	0	0	0	0	0	0
21:15	0	0	0	0	0	0	0	0	0	0	0	0	0	0
21:30	0	1	0	0	0	0	0	0	0	0	0	0	0	1
21:45	0	0	0	0	0	0	0	0	0	0	0	0	0	0
22:00	0	0	0	0	0	0	0	0	0	0	0	0	0	0
22:15	0	0	1	0	0	0	0	0	0	0	0	0	0	1
22:30	0	0	0	0	0	0	0	0	0	0	0	0	0	0
22:45	0	0	0	0	0	0	0	0	0	0	0	0	0	0
23:00	0	0	0	0	0	0	0	0	0	0	0	0	0	0
23:15	0	0	0	0	0	0	0	0	0	0	0	0	0	0
23:30	0	0	0	0	0	0	0	0	0	0	0	0	0	0
23:45	0	0	0	0	0	0	0	0	0	0	0	0	0	0
Totals	**43**	**73**	**38**	**6**	**3**									**163**
% of Totals	26%	45%	23%	4%	2%									100%

AM Volumes	18	34	12	4	1	0	0	0	0	0	0	0	0	69
% AM	11%	21%	7%	2%	1%									42%
AM Peak Hour	07:45	09:30	11:00	10:45	07:15									09:30
Volume	6	12	4	2	1									19
PM Volumes	25	39	26	2	2	0	0	0	0	0	0	0	0	94
% PM	15%	24%	16%	1%	1%									58%
PM Peak Hour	12:45	15:45	14:45	12:00	12:00									14:45
Volume	7	7	6	1	1									17

Directional Peak Periods	**AM 7-9**			**NOON 12-2**			**PM 4-6**			**Off Peak Volumes**		
All Classes	Volume	⟷	%	Volume	⟷	%	Volume	⟷	%	Volume	⟷	%
	23		14%	27		17%	25		15%	88		54%

Street Name	Direction	Percentiles					
		15th	50th	Average	85th	95th	ADT
S Brighton St	North Bound	11	18	18	24	28	125
S Brighton St	South Bound	11	18	17	23	26	163

Prepared by National Data & Surveying Services

SPEED

S Brighton St Bet. W Olive Ave & S Edison Blvd

Day: Thursday
Date: 1/20/2022

City: Burbank
Project #: CA22_020022_003

Summary

Time	< 15	15 - 19	20 - 24	25 - 29	30 - 34	35 - 39	40 - 44	45 - 49	50 - 54	55 - 59	60 - 64	65 - 69	70 +	Total
00:00 AM	0	0	0	0	0	0	0	0	0	0	0	0	0	0
00:15	0	0	0	0	0	0	0	0	0	0	0	0	0	0
00:30	0	0	0	0	0	0	0	0	0	0	0	0	0	0
00:45	0	0	0	0	0	0	0	0	0	0	0	0	0	0
01:00	0	0	1	0	0	0	0	0	0	0	0	0	0	1
01:15	0	0	1	0	0	0	0	0	0	0	0	0	0	1
01:30	0	0	0	0	0	0	0	0	0	0	0	0	0	0
01:45	0	0	0	0	0	0	0	0	0	0	0	0	0	0
02:00	0	0	0	0	0	0	0	0	0	0	0	0	0	0
02:15	0	0	0	0	0	0	0	0	0	0	0	0	0	0
02:30	0	0	0	0	0	0	0	0	0	0	0	0	0	0
02:45	0	0	0	0	0	0	0	0	0	0	0	0	0	0
03:00	0	0	0	0	0	0	0	0	0	0	0	0	0	0
03:15	0	0	0	0	0	0	0	0	0	0	0	0	0	0
03:30	0	0	0	0	0	0	0	0	0	0	0	0	0	0
03:45	0	0	0	0	0	0	0	0	0	0	0	0	0	0
04:00	0	0	0	0	0	0	0	0	0	0	0	0	0	0
04:15	0	0	0	0	0	0	0	0	0	0	0	0	0	0
04:30	0	0	1	0	0	0	0	0	0	0	0	0	0	1
04:45	0	0	0	0	0	0	0	0	0	0	0	0	0	0
05:00	0	0	0	0	0	0	0	0	0	0	0	0	0	0
05:15	0	0	0	0	0	0	0	0	0	0	0	0	0	0
05:30	0	0	0	0	0	0	0	0	0	0	0	0	0	0
05:45	0	0	0	0	0	0	0	0	0	0	0	0	0	0
06:00	0	0	0	0	0	0	0	0	0	0	0	0	0	0
06:15	0	2	0	0	0	0	0	0	0	0	0	0	0	2
06:30	0	0	0	1	0	0	0	0	0	0	0	0	0	1
06:45	2	1	1	0	0	0	0	0	0	0	0	0	0	4
07:00	3	0	0	0	0	0	0	0	0	0	0	0	0	3
07:15	1	1	0	0	0	0	0	0	0	0	0	0	0	2
07:30	0	0	1	0	0	0	0	0	0	0	0	0	0	1
07:45	3	2	2	0	0	0	0	0	0	0	0	0	0	7
08:00	3	2	1	0	1	0	0	0	0	0	0	0	0	7
08:15	4	2	1	0	0	0	0	0	0	0	0	0	0	7
08:30	3	3	0	1	0	0	0	0	0	0	0	0	0	7
08:45	0	3	2	1	0	0	0	0	0	0	0	0	0	6
09:00	0	4	3	0	0	0	0	0	0	0	0	0	0	7
09:15	1	1	0	0	0	0	0	0	0	0	0	0	0	2
09:30	1	4	2	0	0	0	0	0	0	0	0	0	0	7
09:45	0	3	2	1	0	0	0	0	0	0	0	0	0	6
10:00	6	7	2	0	0	0	0	0	0	0	0	0	0	15
10:15	0	7	0	0	0	0	0	0	0	0	0	0	0	7
10:30	0	1	1	0	0	0	0	0	0	0	0	0	0	2
10:45	1	2	1	1	0	0	0	0	0	0	0	0	0	5
11:00	1	4	1	1	0	0	0	0	0	0	0	0	0	7
11:15	1	2	1	0	0	0	0	0	0	0	0	0	0	4
11:30	2	1	0	2	0	0	0	0	0	0	0	0	0	5
11:45	0	2	3	1	0	0	0	0	0	0	0	0	0	6
12:00 PM	1	3	1	0	1	0	0	0	0	0	0	0	0	6
12:15	0	3	1	1	1	0	0	0	0	0	0	0	0	6
12:30	2	1	0	0	0	0	0	0	0	0	0	0	0	3
12:45	2	0	2	0	0	0	0	0	0	0	0	0	0	4
13:00	2	1	2	0	0	0	0	0	0	0	0	0	0	5
13:15	1	1	0	0	0	0	0	0	0	0	0	0	0	2
13:30	3	3	1	0	1	0	0	0	0	0	0	0	0	8
13:45	3	2	3	0	0	0	0	0	0	0	0	0	0	8
14:00	0	2	1	0	0	0	0	0	0	0	0	0	0	3
14:15	0	1	2	2	0	0	0	0	0	0	0	0	0	5
14:30	0	0	1	1	0	0	0	0	0	0	0	0	0	2
14:45	5	3	3	1	0	0	0	0	0	0	0	0	0	12
15:00	3	2	1	0	0	0	0	0	0	0	0	0	0	6
15:15	2	2	3	2	0	0	0	0	0	0	0	0	0	9
15:30	1	2	1	0	0	0	0	0	0	0	0	0	0	4
15:45	0	2	2	0	0	0	0	0	0	0	0	0	0	4
16:00	1	0	1	0	0	0	0	0	0	0	0	0	0	2
16:15	4	5	2	0	0	0	0	0	0	0	0	0	0	11
16:30	0	1	1	0	0	0	0	0	0	0	0	0	0	2
16:45	1	1	2	0	1	0	0	0	0	0	0	0	0	5
17:00	2	5	1	0	0	0	0	0	0	0	0	0	0	8
17:15	2	5	1	0	0	0	0	0	0	0	0	0	0	8
17:30	1	3	1	0	0	0	0	0	0	0	0	0	0	5
17:45	0	1	1	0	0	0	0	0	0	0	0	0	0	2
18:00	0	3	3	0	0	0	0	0	0	0	0	0	0	6
18:15	0	3	0	0	0	0	0	0	0	0	0	0	0	3
18:30	1	3	1	0	0	0	0	0	0	0	0	0	0	5
18:45	0	1	1	0	0	0	0	0	0	0	0	0	0	2
19:00	0	1	2	0	0	0	0	0	0	0	0	0	0	3
19:15	1	3	1	1	0	0	0	0	0	0	0	0	0	6
19:30	0	0	1	0	0	0	0	0	0	0	0	0	0	1
19:45	0	1	0	0	0	0	0	0	0	0	0	0	0	1
20:00	2	0	0	0	0	0	0	0	0	0	0	0	0	2
20:15	0	0	0	0	0	0	0	0	0	0	0	0	0	0
20:30	0	0	0	0	0	0	0	0	0	0	0	0	0	0
20:45	0	1	0	0	0	0	0	0	0	0	0	0	0	1
21:00	0	1	0	0	0	0	0	0	0	0	0	0	0	1
21:15	0	0	0	0	0	0	0	0	0	0	0	0	0	0
21:30	0	2	0	0	0	0	0	0	0	0	0	0	0	2
21:45	0	0	1	0	0	0	0	0	0	0	0	0	0	1
22:00	0	0	0	0	0	0	0	0	0	0	0	0	0	0
22:15	0	0	1	0	0	0	0	0	0	0	0	0	0	1
22:30	0	0	0	0	0	0	0	0	0	0	0	0	0	0
22:45	0	0	0	0	0	0	0	0	0	0	0	0	0	0
23:00	0	0	0	0	0	0	0	0	0	0	0	0	0	0
23:15	0	0	0	0	0	0	0	0	0	0	0	0	0	0
23:30	0	0	0	0	0	0	0	0	0	0	0	0	0	0
23:45	0	0	0	0	0	0	0	0	0	0	0	0	0	0
Totals	72	122	72	17	5									288
% of Totals	25%	42%	25%	6%	2%									100%

AM Volumes	32	54	27	9	1	0	0	0	0	0	0	0	0	123
% AM	11%	19%	9%	3%	0%									43%
AM Peak Hour	07:45	09:30	08:45	10:45	11:30									09:30
Volume	13	21	7	4	2									35
PM Volumes	40	68	45	8	4	0	0	0	0	0	0	0	0	165
% PM	14%	24%	16%	3%	1%									57%
PM Peak Hour	14:45	16:45	14:30	14:00	12:00									14:45
Volume	11	14	8	4	2									31

Directional Peak Periods	AM 7-9			NOON 12-2			PM 4-6			Off Peak Volumes		
All Classes	Volume	⟷	%	Volume	⟷	%	Volume	⟷	%	Volume	⟷	%
	40	⟷	14%	42	⟷	15%	43	⟷	15%	163	⟷	57%

Street Name	Direction	Percentiles					
		15th	50th	Average	85th	95th	ADT
S Brighton St	Summary	11	18	18	24	27	288

Prepared by National Data & Surveying Services

SPEED

S Brighton St Bet. W Olive Ave & S Edison Blvd

Day: Thursday
Date: 1/20/2022

City: Burbank
Project #: CA22_020022_003n

North Bound

Time	< 15	15 - 19	20 - 24	25 - 29	30 - 34	35 - 39	40 - 44	45 - 49	50 - 54	55 - 59	60 - 64	65 - 69	70 +	Total
00:00 AM	0	0	0	0	0	0	0	0	0	0	0	0	0	0
01:00	0	0	1	0	0	0	0	0	0	0	0	0	0	1
02:00	0	0	0	0	0	0	0	0	0	0	0	0	0	0
03:00	0	0	0	0	0	0	0	0	0	0	0	0	0	0
04:00	0	0	1	0	0	0	0	0	0	0	0	0	0	1
05:00	0	0	0	0	0	0	0	0	0	0	0	0	0	0
06:00	0	3	1	0	0	0	0	0	0	0	0	0	0	4
07:00	3	0	2	0	0	0	0	0	0	0	0	0	0	5
08:00	5	3	3	1	0	0	0	0	0	0	0	0	0	12
09:00	0	6	4	1	0	0	0	0	0	0	0	0	0	11
10:00	4	6	2	1	0	0	0	0	0	0	0	0	0	13
11:00	2	2	1	2	0	0	0	0	0	0	0	0	0	7
12:00 PM	3	3	1	0	1	0	0	0	0	0	0	0	0	8
13:00	3	3	1	0	0	0	0	0	0	0	0	0	0	7
14:00	2	2	4	3	0	0	0	0	0	0	0	0	0	11
15:00	3	4	3	2	0	0	0	0	0	0	0	0	0	12
16:00	1	0	3	0	1	0	0	0	0	0	0	0	0	5
17:00	2	10	1	0	0	0	0	0	0	0	0	0	0	13
18:00	0	3	4	0	0	0	0	0	0	0	0	0	0	7
19:00	1	2	1	1	0	0	0	0	0	0	0	0	0	5
20:00	0	0	0	0	0	0	0	0	0	0	0	0	0	0
21:00	0	2	1	0	0	0	0	0	0	0	0	0	0	3
22:00	0	0	0	0	0	0	0	0	0	0	0	0	0	0
23:00	0	0	0	0	0	0	0	0	0	0	0	0	0	0
Totals	29	49	34	11	2									125
% of Totals	23%	39%	27%	9%	2%									100%

AM Volumes	14	20	15	5	0	0	0	0	0	0	0	0	0	54
% AM	11%	16%	12%	4%										43%
AM Peak Hour	08:00	09:00	09:00	11:00										10:00
Volume	5	6	4	2										13
PM Volumes	15	29	19	6	2	0	0	0	0	0	0	0	0	71
% PM	12%	23%	15%	5%	2%									57%
PM Peak Hour	12:00	17:00	14:00	14:00	12:00									17:00
Volume	3	10	4	3	1									13

Directional Peak Periods	AM 7-9			NOON 12-2			PM 4-6			Off Peak Volumes		
All Speeds	Volume	↔	%	Volume	↔	%	Volume	↔	%	Volume	↔	%
	17		14%	15		12%	18		14%	75		60%

Street Name	Direction	Percentiles					
		15th	50th	Average	85th	95th	ADT
S Brighton St	North Bound	11	18	18	24	28	125
S Brighton St	South Bound	11	18	17	23	26	163

Prepared by National Data & Surveying Services

SPEED

S Brighton St Bet. W Olive Ave & S Edison Blvd

Day: Thursday
Date: 1/20/2022

City: Burbank
Project #: CA22_020022_003s

South Bound

Time	< 15	15 - 19	20 - 24	25 - 29	30 - 34	35 - 39	40 - 44	45 - 49	50 - 54	55 - 59	60 - 64	65 - 69	70 +	Total
00:00 AM	0	0	0	0	0	0	0	0	0	0	0	0	0	0
01:00	0	0	1	0	0	0	0	0	0	0	0	0	0	1
02:00	0	0	0	0	0	0	0	0	0	0	0	0	0	0
03:00	0	0	0	0	0	0	0	0	0	0	0	0	0	0
04:00	0	0	0	0	0	0	0	0	0	0	0	0	0	0
05:00	0	0	0	0	0	0	0	0	0	0	0	0	0	0
06:00	2	0	0	1	0	0	0	0	0	0	0	0	0	3
07:00	4	3	1	0	0	0	0	0	0	0	0	0	0	8
08:00	5	7	1	1	1	0	0	0	0	0	0	0	0	15
09:00	2	6	3	0	0	0	0	0	0	0	0	0	0	11
10:00	3	11	2	0	0	0	0	0	0	0	0	0	0	16
11:00	2	7	4	2	0	0	0	0	0	0	0	0	0	15
12:00 PM	2	4	3	1	1	0	0	0	0	0	0	0	0	11
13:00	6	4	5	0	1	0	0	0	0	0	0	0	0	16
14:00	3	4	3	1	0	0	0	0	0	0	0	0	0	11
15:00	3	4	4	0	0	0	0	0	0	0	0	0	0	11
16:00	5	7	3	0	0	0	0	0	0	0	0	0	0	15
17:00	3	4	3	0	0	0	0	0	0	0	0	0	0	10
18:00	1	7	1	0	0	0	0	0	0	0	0	0	0	9
19:00	0	3	3	0	0	0	0	0	0	0	0	0	0	6
20:00	2	1	0	0	0	0	0	0	0	0	0	0	0	3
21:00	0	1	0	0	0	0	0	0	0	0	0	0	0	1
22:00	0	0	1	0	0	0	0	0	0	0	0	0	0	1
23:00	0	0	0	0	0	0	0	0	0	0	0	0	0	0
Totals	43	73	38	6	3									163
% of Totals	26%	45%	23%	4%	2%									100%

AM Volumes	18	34	12	4	1	0	0	0	0	0	0	0	0	69
% AM	11%	21%	7%	2%	1%									42%
AM Peak Hour	08:00	10:00	11:00	11:00	08:00									10:00
Volume	5	11	4	2	1									16
PM Volumes	25	39	26	2	2	0	0	0	0	0	0	0	0	94
% PM	15%	24%	16%	1%	1%									58%
PM Peak Hour	13:00	16:00	13:00	12:00	12:00									13:00
Volume	6	7	5	1	1									16

Directional Peak Periods	AM 7-9			NOON 12-2			PM 4-6			Off Peak Volumes		
All Speeds	Volume		%	Volume		%	Volume		%	Volume		%
	23	↔	14%	27	↔	17%	25	↔	15%	88	↔	54%

Street Name	Direction	Percentiles					
		15th	50th	Average	85th	95th	ADT
S Brighton St	North Bound	11	18	18	24	28	125
S Brighton St	South Bound	11	18	17	23	26	163

Prepared by National Data & Surveying Services

SPEED

S Brighton St Bet. W Olive Ave & S Edison Blvd

Day: Thursday
Date: 1/20/2022

City: Burbank
Project #: CA22_020022_003

Summary

Time	< 15	15 - 19	20 - 24	25 - 29	30 - 34	35 - 39	40 - 44	45 - 49	50 - 54	55 - 59	60 - 64	65 - 69	70 +	Total
00:00 AM	0	0	0	0	0	0	0	0	0	0	0	0	0	0
01:00	0	0	2	0	0	0	0	0	0	0	0	0	0	2
02:00	0	0	0	0	0	0	0	0	0	0	0	0	0	0
03:00	0	0	0	0	0	0	0	0	0	0	0	0	0	0
04:00	0	0	1	0	0	0	0	0	0	0	0	0	0	1
05:00	0	0	0	0	0	0	0	0	0	0	0	0	0	0
06:00	2	3	1	1	0	0	0	0	0	0	0	0	0	7
07:00	7	3	3	0	0	0	0	0	0	0	0	0	0	13
08:00	10	10	4	2	1	0	0	0	0	0	0	0	0	27
09:00	2	12	7	1	0	0	0	0	0	0	0	0	0	22
10:00	7	17	4	1	0	0	0	0	0	0	0	0	0	29
11:00	4	9	5	4	0	0	0	0	0	0	0	0	0	22
12:00 PM	5	7	4	1	2	0	0	0	0	0	0	0	0	19
13:00	9	7	6	0	1	0	0	0	0	0	0	0	0	23
14:00	5	6	7	4	0	0	0	0	0	0	0	0	0	22
15:00	6	8	7	2	0	0	0	0	0	0	0	0	0	23
16:00	6	7	6	0	1	0	0	0	0	0	0	0	0	20
17:00	5	14	4	0	0	0	0	0	0	0	0	0	0	23
18:00	1	10	5	0	0	0	0	0	0	0	0	0	0	16
19:00	1	5	4	1	0	0	0	0	0	0	0	0	0	11
20:00	2	1	0	0	0	0	0	0	0	0	0	0	0	3
21:00	0	3	1	0	0	0	0	0	0	0	0	0	0	4
22:00	0	0	1	0	0	0	0	0	0	0	0	0	0	1
23:00	0	0	0	0	0	0	0	0	0	0	0	0	0	0
Totals	72	122	72	17	5									288
% of Totals	25%	42%	25%	6%	2%									100%

AM Volumes	32	54	27	9	1	0	0	0	0	0	0	0	0	123
% AM	11%	19%	9%	3%	0%									43%
AM Peak Hour	08:00	10:00	09:00	11:00	08:00									10:00
Volume	10	17	7	4	1									29
PM Volumes	40	68	45	8	4	0	0	0	0	0	0	0	0	165
% PM	14%	24%	16%	3%	1%									57%
PM Peak Hour	13:00	17:00	14:00	14:00	12:00									13:00
Volume	9	14	7	4	2									23

Directional Peak Periods	AM 7-9			NOON 12-2			PM 4-6			Off Peak Volumes		
All Speeds	Volume		%	Volume		%	Volume		%	Volume		%
	40	↔	14%	42	↔	15%	43	↔	15%	163	↔	57%

Street Name	Direction	Percentiles					
		15th	50th	Average	85th	95th	ADT
S Brighton St	Summary	11	18	18	24	27	288

Prepared by NDS/ATD

Prepared by National Data & Surveying Services

VOLUME

S Brighton St Bet. W Olive Ave & S Edison Blvd

Day: Thursday
Date: 1/20/2022

City: Burbank
Project #: CA22_020022_003

DAILY TOTALS	NB	SB	EB	WB	Total
	125	163	0	0	288

AM Period	NB		SB		EB	WB	TOTAL		PM Period	NB		SB		EB	WB	TOTAL	
00:00	0		0		0	0			12:00	1		5		0	0	6	
00:15	0		0		0	0			12:15	3		3		0	0	6	
00:30	0		0		0	0			12:30	3		0		0	0	3	
00:45	0		0		0	0			12:45	1	8	3	11	0	0	4	19
01:00	0		1		0	0	1		13:00	1		4		0	0	5	
01:15	1		0		0	0	1		13:15	1		1		0	0	2	
01:30	0		0		0	0			13:30	2		6		0	0	8	
01:45	0	1	0	1	0	0		2	13:45	3	7	5	16	0	0	8	23
02:00	0		0		0	0			14:00	0		3		0	0	3	
02:15	0		0		0	0			14:15	4		1		0	0	5	
02:30	0		0		0	0			14:30	2		0		0	0	2	
02:45	0		0		0	0			14:45	5	11	7	11	0	0	12	22
03:00	0		0		0	0			15:00	3		3		0	0	6	
03:15	0		0		0	0			15:15	4		5		0	0	9	
03:30	0		0		0	0			15:30	2		2		0	0	4	
03:45	0		0		0	0			15:45	3	12	1	11	0	0	4	23
04:00	0		0		0	0			16:00	0		2		0	0	2	
04:15	0		0		0	0			16:15	3		8		0	0	11	
04:30	1		0		0	0	1		16:30	0		2		0	0	2	
04:45	0	1	0		0	0		1	16:45	2	5	3	15	0	0	5	20
05:00	0		0		0	0			17:00	6		2		0	0	8	
05:15	0		0		0	0			17:15	3		5		0	0	8	
05:30	0		0		0	0			17:30	3		2		0	0	5	
05:45	0		0		0	0			17:45	1	13	1	10	0	0	2	23
06:00	0		0		0	0			18:00	4		2		0	0	6	
06:15	2		0		0	0	2		18:15	1		2		0	0	3	
06:30	0		1		0	0	1		18:30	1		4		0	0	5	
06:45	2	4	2	3	0	0	4	7	18:45	1	7	1	9	0	0	2	16
07:00	1		2		0	0	3		19:00	1		2		0	0	3	
07:15	0		2		0	0	2		19:15	3		3		0	0	6	
07:30	1		0		0	0	1		19:30	0		1		0	0	1	
07:45	3	5	4	8	0	0	7	13	19:45	1	5	0	6	0	0	1	11
08:00	3		4		0	0	7		20:00	0		2		0	0	2	
08:15	3		4		0	0	7		20:15	0		0		0	0		
08:30	2		5		0	0	7		20:30	0		0		0	0		
08:45	4	12	2	15	0	0	6	27	20:45	0		1	3	0	0	1	3
09:00	5		2		0	0	7		21:00	1		0		0	0	1	
09:15	0		2		0	0	2		21:15	0		0		0	0		
09:30	2		5		0	0	7		21:30	1		1		0	0	2	
09:45	4	11	2	11	0	0	6	22	21:45	1	3	0	1	0	0	1	4
10:00	8		7		0	0	15		22:00	0		0		0	0		
10:15	2		5		0	0	7		22:15	0		1		0	0	1	
10:30	1		1		0	0	2		22:30	0		0		0	0		
10:45	2	13	3	16	0	0	5	29	22:45	0		0	1	0	0		1
11:00	2		5		0	0	7		23:00	0		0		0	0		
11:15	0		4		0	0	4		23:15	0		0		0	0		
11:30	2		3		0	0	5		23:30	0		0		0	0		
11:45	3	7	3	15	0	0	6	22	23:45	0		0		0	0		
TOTALS		54		69				123	TOTALS		71		94				165
SPLIT %		43.9%		56.1%				42.7%	SPLIT %		43.0%		57.0%				57.3%

DAILY TOTALS	NB	SB	EB	WB	Total
	125	163	0	0	288

AM Peak Hour	09:30	09:30			09:30	PM Peak Hour	14:15	14:45			14:45
AM Pk Volume	16	19			35	PM Pk Volume	14	17			31
Pk Hr Factor	0.500	0.679			0.583	Pk Hr Factor	0.700	0.607			0.646
7 - 9 Volume	17	23	0	0	40	4 - 6 Volume	18	25	0	0	43
7 - 9 Peak Hour	08:00	07:45			07:45	4 - 6 Peak Hour	16:45	16:00			16:15
7 - 9 Pk Volume	12	17	0	0	28	4 - 6 Pk Volume	14	15	0	0	26
Pk Hr Factor	0.750	0.850	0.000	0.000	1.000	Pk Hr Factor	0.583	0.469	0.000	0.000	0.591

Prepared by NDS/ATD

Project #: CA22_020022_003 **City:** Burbank

Location: S Brighton St Bet. W Olive Ave & S Edison **Date:** 1/20/2022

Prepared by National Data & Surveying Services

SPEED

S Lincoln St Bet. W Oak St & W Alameda Ave

Day: Tuesday
Date: 1/18/2022

City: Burbank
Project #: CA22_020022_004n

North Bound

Time	< 15	15 - 19	20 - 24	25 - 29	30 - 34	35 - 39	40 - 44	45 - 49	50 - 54	55 - 59	60 - 64	65 - 69	70 +	Total
00:00 AM	0	0	0	0	0	0	0	0	0	0	0	0	0	0
00:15	0	0	0	0	0	0	0	0	0	0	0	0	0	0
00:30	0	0	0	0	0	0	0	0	0	0	0	0	0	0
00:45	0	0	0	0	0	0	0	0	0	0	0	0	0	0
01:00	0	0	0	1	0	0	0	0	0	0	0	0	0	1
01:15	0	0	0	0	0	0	0	0	0	0	0	0	0	0
01:30	0	0	0	0	0	0	0	0	0	0	0	0	0	0
01:45	0	0	0	0	0	0	0	0	0	0	0	0	0	0
02:00	0	0	0	1	0	0	0	0	0	0	0	0	0	1
02:15	0	0	0	0	0	0	0	0	0	0	0	0	0	0
02:30	0	0	0	0	0	0	0	0	0	0	0	0	0	0
02:45	0	0	0	0	0	0	0	0	0	0	0	0	0	0
03:00	0	0	0	0	0	0	0	0	0	0	0	0	0	0
03:15	0	0	0	0	0	0	0	0	0	0	0	0	0	0
03:30	0	0	0	0	0	0	0	0	0	0	0	0	0	0
03:45	0	0	0	0	0	0	0	0	0	0	0	0	0	0
04:00	0	0	0	0	0	0	0	0	0	0	0	0	0	0
04:15	0	1	0	0	0	0	0	0	0	0	0	0	0	1
04:30	0	0	0	0	0	0	0	0	0	0	0	0	0	0
04:45	0	0	0	0	0	0	0	0	0	0	0	0	0	0
05:00	0	0	0	0	0	0	0	0	0	0	0	0	0	0
05:15	0	0	0	0	0	0	0	0	0	0	0	0	0	0
05:30	0	0	0	0	0	0	0	0	0	0	0	0	0	0
05:45	0	0	0	0	0	0	0	0	0	0	0	0	0	0
06:00	0	0	0	0	0	0	0	0	0	0	0	0	0	0
06:15	0	0	0	0	0	0	0	0	0	0	0	0	0	0
06:30	0	0	0	0	0	0	0	0	0	0	0	0	0	0
06:45	0	0	0	0	0	0	0	0	0	0	0	0	0	0
07:00	0	0	0	0	0	0	0	0	0	0	0	0	0	0
07:15	0	0	1	0	0	1	0	0	0	0	0	0	0	2
07:30	0	0	1	1	0	1	0	0	0	0	0	0	0	3
07:45	0	0	0	2	0	0	0	0	0	0	0	0	0	2
08:00	0	0	0	1	1	0	0	0	0	0	0	0	0	2
08:15	1	0	0	1	0	1	0	0	0	0	0	0	0	3
08:30	0	0	1	0	1	0	0	0	0	0	0	0	0	2
08:45	0	0	0	0	0	0	0	0	0	0	0	0	0	0
09:00	0	0	1	0	2	1	0	0	0	0	0	0	0	4
09:15	0	0	0	1	0	0	0	0	0	0	0	0	0	1
09:30	0	0	0	1	1	0	0	0	0	0	0	0	0	2
09:45	0	0	0	1	0	0	0	0	0	0	0	0	0	1
10:00	0	0	1	0	3	0	0	0	0	0	0	0	0	4
10:15	0	1	2	0	0	0	0	0	0	0	0	0	0	3
10:30	0	0	0	0	0	0	0	0	0	0	0	0	0	0
10:45	0	0	0	0	0	0	0	0	0	0	0	0	0	0
11:00	0	1	4	1	0	1	0	0	0	0	0	0	0	7
11:15	1	0	1	0	0	0	0	0	0	0	0	0	0	2
11:30	0	1	0	0	0	0	0	0	0	0	0	0	0	1
11:45	0	1	1	1	2	0	0	0	0	0	0	0	0	5
12:00 PM	0	1	0	0	3	1	0	0	0	0	0	0	0	5
12:15	0	2	3	1	0	0	0	0	0	0	0	0	0	6
12:30	0	1	1	2	1	0	0	0	0	0	0	0	0	5
12:45	0	0	0	1	0	0	0	0	0	0	0	0	0	1
13:00	0	0	0	0	0	0	0	0	0	0	0	0	0	0
13:15	0	0	1	3	0	0	0	0	0	0	0	0	0	4
13:30	0	1	1	0	0	0	0	0	0	0	0	0	0	2
13:45	0	0	1	0	1	0	0	0	0	0	0	0	0	2
14:00	0	0	0	0	0	1	0	0	0	0	0	0	0	1
14:15	2	0	1	1	0	0	0	0	0	0	0	0	0	4
14:30	1	1	0	0	0	0	0	0	0	0	0	0	0	2
14:45	0	0	0	0	0	0	0	0	0	0	0	0	0	0
15:00	0	0	0	0	0	0	0	0	0	0	0	0	0	0
15:15	1	0	1	3	0	0	0	0	0	0	0	0	0	5
15:30	0	1	0	0	0	0	0	0	0	0	0	0	0	1
15:45	0	1	0	0	0	0	0	0	0	0	0	0	0	1
16:00	0	0	0	0	0	0	0	0	0	0	0	0	0	0
16:15	1	0	0	0	1	0	0	0	0	0	0	0	0	2
16:30	0	1	0	1	0	0	0	0	0	0	0	0	0	2
16:45	0	1	0	1	1	0	0	0	0	0	0	0	0	3
17:00	0	0	1	1	2	0	0	0	0	0	0	0	0	4
17:15	0	0	1	0	0	0	0	0	0	0	0	0	0	1
17:30	0	0	2	0	1	0	0	0	0	0	0	0	0	3
17:45	0	0	3	0	2	0	0	0	0	0	0	0	0	5
18:00	1	1	0	0	1	0	0	0	0	0	0	0	0	3
18:15	0	0	0	0	0	0	0	0	0	0	0	0	0	0
18:30	0	0	0	1	1	0	0	0	0	0	0	0	0	2
18:45	0	0	1	1	0	0	0	0	0	0	0	0	0	2
19:00	0	0	0	0	0	0	0	0	0	0	0	0	0	0
19:15	0	0	0	0	0	0	0	0	0	0	0	0	0	0
19:30	0	1	0	0	1	0	0	0	0	0	0	0	0	2
19:45	0	0	0	1	0	0	0	0	0	0	0	0	0	1
20:00	0	0	0	0	1	0	0	0	0	0	0	0	0	1
20:15	0	0	0	0	0	0	0	0	0	0	0	0	0	0
20:30	0	0	0	0	0	0	0	0	0	0	0	0	0	0
20:45	0	0	0	0	0	0	0	0	0	0	0	0	0	0
21:00	0	0	0	1	0	0	0	0	0	0	0	0	0	1
21:15	0	0	0	0	0	0	0	0	0	0	0	0	0	0
21:30	0	0	0	0	0	0	0	0	0	0	0	0	0	0
21:45	0	0	0	0	0	0	0	0	0	0	0	0	0	0
22:00	0	0	0	2	0	0	0	0	0	0	0	0	0	2
22:15	0	0	0	0	0	0	0	0	0	0	0	0	0	0
22:30	0	0	0	1	0	0	0	0	0	0	0	0	0	1
22:45	0	0	0	0	0	0	0	0	0	0	0	0	0	0
23:00	0	0	0	0	0	0	0	0	0	0	0	0	0	0
23:15	0	0	0	0	1	0	0	0	0	0	0	0	0	1
23:30	0	0	0	0	0	0	0	0	0	0	0	0	0	0
23:45	0	0	0	0	0	0	0	0	0	0	0	0	0	0
Totals	8	17	30	33	27	7								122
% of Totals	7%	14%	25%	27%	22%	6%								100%

AM Volumes	2	5	13	12	10	5	0	0	0	0	0	0	0	47
% AM	2%	4%	11%	10%	8%	4%								39%
AM Peak Hour	07:30	11:30	10:15	07:30	11:45	06:45								11:45
Volume	1	5	6	5	6	2								21
PM Volumes	6	12	17	21	17	2	0	0	0	0	0	0	0	75
% PM	5%	10%	14%	17%	14%	2%								61%
PM Peak Hour	13:45	12:00	17:00	12:30	17:00	12:00								12:00
Volume	3	4	7	6	5	1								17

Directional Peak Periods	AM 7-9			NOON 12-2			PM 4-6			Off Peak Volumes		
All Classes	Volume	⟷	%	Volume	⟷	%	Volume	⟷	%	Volume	⟷	%
	14		11%	25		20%	20		16%	63		52%

Street Name	Direction	Percentiles					
		15th	50th	Average	85th	95th	ADT
S Lincoln St	North Bound	18	26	25	33	36	122
S Lincoln St	South Bound	16	24	23	30	33	139

Prepared by National Data & Surveying Services

SPEED

S Lincoln St Bet. W Oak St & W Alameda Ave

Day: Tuesday
Date: 1/18/2022

City: Burbank
Project #: CA22_020022_004s

South Bound

Time	< 15	15 - 19	20 - 24	25 - 29	30 - 34	35 - 39	40 - 44	45 - 49	50 - 54	55 - 59	60 - 64	65 - 69	70 +	Total
00:00 AM	0	0	0	0	0	0	0	0	0	0	0	0	0	0
00:15	0	0	0	0	0	0	0	0	0	0	0	0	0	0
00:30	0	0	0	0	0	0	0	0	0	0	0	0	0	0
00:45	0	0	1	0	0	0	0	0	0	0	0	0	0	1
01:00	0	0	0	0	0	0	0	0	0	0	0	0	0	0
01:15	0	0	0	0	0	0	0	0	0	0	0	0	0	0
01:30	0	0	0	0	0	0	0	0	0	0	0	0	0	0
01:45	0	0	0	0	0	0	0	0	0	0	0	0	0	0
02:00	0	0	0	0	0	0	0	0	0	0	0	0	0	0
02:15	0	0	0	0	0	0	0	0	0	0	0	0	0	0
02:30	0	0	0	0	0	0	0	0	0	0	0	0	0	0
02:45	0	0	0	0	0	0	0	0	0	0	0	0	0	0
03:00	0	0	0	0	0	0	0	0	0	0	0	0	0	0
03:15	0	0	0	0	0	0	0	0	0	0	0	0	0	0
03:30	0	0	0	0	0	0	0	0	0	0	0	0	0	0
03:45	0	0	0	0	0	0	0	0	0	0	0	0	0	0
04:00	0	0	0	0	0	0	0	0	0	0	0	0	0	0
04:15	0	0	0	0	0	0	0	0	0	0	0	0	0	0
04:30	0	0	0	0	0	0	0	0	0	0	0	0	0	0
04:45	0	1	0	0	0	0	0	0	0	0	0	0	0	1
05:00	0	0	0	0	0	0	0	0	0	0	0	0	0	0
05:15	0	0	0	0	0	0	0	0	0	0	0	0	0	0
05:30	0	0	0	0	0	0	0	0	0	0	0	0	0	0
05:45	0	0	0	0	0	0	0	0	0	0	0	0	0	0
06:00	0	0	0	0	0	0	0	0	0	0	0	0	0	0
06:15	1	1	0	1	0	0	0	0	0	0	0	0	0	3
06:30	0	0	0	0	0	0	0	0	0	0	0	0	0	0
06:45	0	0	0	1	1	0	0	0	0	0	0	0	0	2
07:00	0	0	0	0	0	0	0	0	0	0	0	0	0	0
07:15	0	0	1	0	0	0	0	0	0	0	0	0	0	1
07:30	0	1	0	1	1	0	0	0	0	0	0	0	0	3
07:45	0	0	2	2	0	0	0	0	0	0	0	0	0	4
08:00	0	0	1	1	0	0	0	0	0	0	0	0	0	2
08:15	1	1	1	1	0	0	0	0	0	0	0	0	0	4
08:30	1	0	1	0	1	0	0	0	0	0	0	0	0	3
08:45	0	1	0	3	0	0	0	0	0	0	0	0	0	4
09:00	0	0	0	0	0	0	0	0	0	0	0	0	0	0
09:15	0	0	1	0	0	0	0	0	0	0	0	0	0	1
09:30	0	0	1	0	1	0	0	0	0	0	0	0	0	2
09:45	0	0	1	2	1	0	0	0	0	0	0	0	0	4
10:00	0	0	1	2	0	0	0	0	0	0	0	0	0	3
10:15	0	0	1	2	1	0	0	0	0	0	0	0	0	4
10:30	0	0	1	0	0	0	0	0	0	0	0	0	0	1
10:45	2	0	3	0	0	0	0	0	0	0	0	0	0	5
11:00	0	0	0	0	0	0	0	0	0	0	0	0	0	0
11:15	1	0	2	1	0	0	0	0	0	0	0	0	0	3
11:30	0	1	1	1	1	1	0	0	0	0	0	0	0	5
11:45	0	0	0	1	0	0	0	0	0	0	0	0	0	1
12:00 PM	0	2	0	1	0	0	0	0	0	0	0	0	0	3
12:15	0	0	1	6	0	0	0	0	0	0	0	0	0	7
12:30	1	1	2	1	0	0	0	0	0	0	0	0	0	5
12:45	1	1	1	2	0	0	0	0	0	0	0	0	0	5
13:00	0	0	0	2	1	0	0	0	0	0	0	0	0	3
13:15	0	2	0	0	0	0	0	0	0	0	0	0	0	2
13:30	1	0	1	2	1	0	0	0	0	0	0	0	0	5
13:45	0	3	0	0	2	0	0	0	0	0	0	0	0	5
14:00	1	0	0	0	0	0	0	0	0	0	0	0	0	1
14:15	2	1	0	0	0	0	0	0	0	0	0	0	0	3
14:30	0	1	0	2	0	0	0	0	0	0	0	0	0	3
14:45	0	1	0	2	0	0	0	0	0	0	0	0	0	3
15:00	0	2	3	0	0	0	0	0	0	0	0	0	0	5
15:15	1	0	2	0	0	1	0	0	0	0	0	0	0	4
15:30	0	0	0	0	0	0	0	0	0	0	0	0	0	0
15:45	0	0	1	1	0	0	0	0	0	0	0	0	0	2
16:00	2	1	0	1	0	0	0	0	0	0	0	0	0	4
16:15	0	0	0	0	0	0	0	0	0	0	0	0	0	0
16:30	2	0	0	2	1	0	0	0	0	0	0	0	0	5
16:45	0	1	1	1	1	0	0	0	0	0	0	0	0	4
17:00	0	0	0	1	0	0	0	0	0	0	0	0	0	1
17:15	0	1	1	0	0	0	0	0	0	0	0	0	0	2
17:30	0	0	0	1	0	0	0	0	0	0	0	0	0	1
17:45	0	0	0	0	1	0	0	0	0	0	0	0	0	1
18:00	0	0	0	0	0	0	0	0	0	0	0	0	0	0
18:15	0	0	0	0	0	0	0	0	0	0	0	0	0	0
18:30	0	0	1	0	0	0	0	0	0	0	0	0	0	1
18:45	0	0	0	1	0	0	0	0	0	0	0	0	0	1
19:00	0	0	0	0	0	0	0	0	0	0	0	0	0	0
19:15	0	0	0	1	0	0	0	0	0	0	0	0	0	1
19:30	0	0	0	0	0	0	0	0	0	0	0	0	0	0
19:45	0	0	1	0	1	0	0	0	0	0	0	0	0	2
20:00	0	0	0	0	0	0	0	0	0	0	0	0	0	0
20:15	0	0	0	0	0	0	0	0	0	0	0	0	0	0
20:30	0	0	0	0	0	0	0	0	0	0	0	0	0	0
20:45	0	0	0	0	0	0	0	0	0	0	0	0	0	0
21:00	0	0	0	0	0	0	0	0	0	0	0	0	0	0
21:15	0	0	0	0	0	0	0	0	0	0	0	0	0	0
21:30	0	0	0	2	0	0	0	0	0	0	0	0	0	2
21:45	0	0	0	0	0	0	0	0	0	0	0	0	0	0
22:00	0	0	0	0	0	0	0	0	0	0	0	0	0	0
22:15	0	0	0	0	0	0	0	0	0	0	0	0	0	0
22:30	0	0	0	0	0	0	0	0	0	0	0	0	0	0
22:45	0	0	1	0	0	0	0	0	0	0	0	0	0	1
23:00	0	0	0	0	0	0	0	0	0	0	0	0	0	0
23:15	0	0	0	0	0	0	0	0	0	0	0	0	0	0
23:30	0	0	0	0	0	0	0	0	0	0	0	0	0	0
23:45	0	0	0	0	0	0	0	0	0	0	0	0	0	0
Totals	16	23	35	48	15	2								139
% of Totals	12%	17%	25%	35%	11%	1%								100%

AM Volumes	5	6	19	19	7	1	0	0	0	0	0	0	0	57
% AM	4%	4%	14%	14%	5%	1%								41%
AM Peak Hour	07:45	11:15	10:00	11:30	09:30	10:45								11:30
Volume	2	3	6	9	3	1								16
PM Volumes	11	17	16	29	8	1	0	0	0	0	0	0	0	82
% PM	8%	12%	12%	21%	6%	1%								59%
PM Peak Hour	13:30	13:00	15:00	12:15	13:00	14:30								12:00
Volume	4	5	6	11	4	1								20

Directional Peak Periods	AM 7-9			NOON 12-2			PM 4-6			Off Peak Volumes		
All Classes	Volume	⟷	%	Volume	⟷	%	Volume	⟷	%	Volume	⟷	%
	21		15%	35		25%	18		13%	65		47%

Street Name	Direction	Percentiles					
		15th	50th	Average	85th	95th	ADT
S Lincoln St	North Bound	18	26	25	33	36	122
S Lincoln St	South Bound	16	24	23	30	33	139

Prepared by National Data & Surveying Services

SPEED

S Lincoln St Bet. W Oak St & W Alameda Ave

Day: Tuesday
Date: 1/18/2022

City: Burbank
Project #: CA22_020022_004

Summary

Time	< 15	15 - 19	20 - 24	25 - 29	30 - 34	35 - 39	40 - 44	45 - 49	50 - 54	55 - 59	60 - 64	65 - 69	70 +	Total
00:00 AM	0	0	0	0	0	0	0	0	0	0	0	0	0	0
00:15	0	0	0	0	0	0	0	0	0	0	0	0	0	0
00:30	0	0	0	0	0	0	0	0	0	0	0	0	0	0
00:45	0	0	1	0	0	0	0	0	0	0	0	0	0	1
01:00	0	0	0	1	0	0	0	0	0	0	0	0	0	1
01:15	0	0	0	0	0	0	0	0	0	0	0	0	0	0
01:30	0	0	0	0	0	0	0	0	0	0	0	0	0	0
01:45	0	0	0	0	0	0	0	0	0	0	0	0	0	0
02:00	0	0	0	1	0	0	0	0	0	0	0	0	0	1
02:15	0	0	0	0	0	0	0	0	0	0	0	0	0	0
02:30	0	0	0	0	0	0	0	0	0	0	0	0	0	0
02:45	0	0	0	0	0	0	0	0	0	0	0	0	0	0
03:00	0	0	0	0	0	0	0	0	0	0	0	0	0	0
03:15	0	0	0	0	0	0	0	0	0	0	0	0	0	0
03:30	0	0	0	0	0	0	0	0	0	0	0	0	0	0
03:45	0	0	0	0	0	0	0	0	0	0	0	0	0	0
04:00	0	0	0	0	0	0	0	0	0	0	0	0	0	0
04:15	0	1	0	0	0	0	0	0	0	0	0	0	0	1
04:30	0	0	0	0	0	0	0	0	0	0	0	0	0	0
04:45	0	1	0	0	0	0	0	0	0	0	0	0	0	1
05:00	0	0	0	0	0	0	0	0	0	0	0	0	0	0
05:15	0	0	0	0	0	0	0	0	0	0	0	0	0	0
05:30	0	0	0	0	0	0	0	0	0	0	0	0	0	0
05:45	0	0	0	0	0	0	0	0	0	0	0	0	0	0
06:00	0	0	0	0	0	0	0	0	0	0	0	0	0	0
06:15	1	1	0	1	0	0	0	0	0	0	0	0	0	3
06:30	0	0	0	0	0	0	0	0	0	0	0	0	0	0
06:45	0	0	0	1	1	0	0	0	0	0	0	0	0	2
07:00	0	0	0	0	0	0	0	0	0	0	0	0	0	0
07:15	0	0	2	0	0	1	0	0	0	0	0	0	0	3
07:30	0	1	1	2	1	1	0	0	0	0	0	0	0	6
07:45	0	0	2	4	0	0	0	0	0	0	0	0	0	6
08:00	0	0	1	2	1	0	0	0	0	0	0	0	0	4
08:15	2	1	1	2	0	1	0	0	0	0	0	0	0	7
08:30	1	0	2	0	2	0	0	0	0	0	0	0	0	5
08:45	0	1	0	3	0	0	0	0	0	0	0	0	0	4
09:00	0	0	1	0	2	1	0	0	0	0	0	0	0	4
09:15	0	0	1	1	0	0	0	0	0	0	0	0	0	2
09:30	0	0	1	1	2	0	0	0	0	0	0	0	0	4
09:45	0	0	1	3	1	0	0	0	0	0	0	0	0	5
10:00	0	0	2	2	3	0	0	0	0	0	0	0	0	7
10:15	0	1	3	2	1	0	0	0	0	0	0	0	0	7
10:30	0	0	1	0	0	0	0	0	0	0	0	0	0	1
10:45	2	0	3	0	0	0	0	0	0	0	0	0	0	5
11:00	0	1	4	1	0	1	0	0	0	0	0	0	0	7
11:15	1	0	3	1	0	0	0	0	0	0	0	0	0	5
11:30	0	2	1	1	1	1	0	0	0	0	0	0	0	6
11:45	0	1	1	2	2	0	0	0	0	0	0	0	0	6
12:00 PM	0	3	0	1	3	1	0	0	0	0	0	0	0	8
12:15	0	2	4	7	0	0	0	0	0	0	0	0	0	13
12:30	1	2	3	3	1	0	0	0	0	0	0	0	0	10
12:45	1	1	1	3	0	0	0	0	0	0	0	0	0	6
13:00	0	0	0	2	1	0	0	0	0	0	0	0	0	3
13:15	0	2	1	3	0	0	0	0	0	0	0	0	0	6
13:30	1	1	2	2	1	0	0	0	0	0	0	0	0	7
13:45	0	3	1	0	3	0	0	0	0	0	0	0	0	7
14:00	1	0	0	0	0	1	0	0	0	0	0	0	0	2
14:15	4	1	1	1	0	0	0	0	0	0	0	0	0	7
14:30	1	2	0	2	0	0	0	0	0	0	0	0	0	5
14:45	0	1	0	2	0	0	0	0	0	0	0	0	0	3
15:00	0	2	3	0	0	0	0	0	0	0	0	0	0	5
15:15	2	0	3	3	0	1	0	0	0	0	0	0	0	9
15:30	0	1	0	0	0	0	0	0	0	0	0	0	0	1
15:45	0	1	1	1	0	0	0	0	0	0	0	0	0	3
16:00	2	1	0	1	0	0	0	0	0	0	0	0	0	4
16:15	1	0	0	0	1	0	0	0	0	0	0	0	0	2
16:30	2	1	0	3	1	0	0	0	0	0	0	0	0	7
16:45	0	2	1	2	2	0	0	0	0	0	0	0	0	7
17:00	0	0	1	2	2	0	0	0	0	0	0	0	0	5
17:15	0	1	2	0	0	0	0	0	0	0	0	0	0	3
17:30	0	0	2	1	1	0	0	0	0	0	0	0	0	4
17:45	0	0	3	0	3	0	0	0	0	0	0	0	0	6
18:00	1	1	0	0	1	0	0	0	0	0	0	0	0	3
18:15	0	0	0	0	0	0	0	0	0	0	0	0	0	0
18:30	0	0	1	1	1	0	0	0	0	0	0	0	0	3
18:45	0	0	1	2	0	0	0	0	0	0	0	0	0	3
19:00	0	0	0	0	0	0	0	0	0	0	0	0	0	0
19:15	0	0	0	1	0	0	0	0	0	0	0	0	0	1
19:30	0	1	0	0	1	0	0	0	0	0	0	0	0	2
19:45	0	0	1	1	1	0	0	0	0	0	0	0	0	3
20:00	0	0	0	0	1	0	0	0	0	0	0	0	0	1
20:15	0	0	0	0	0	0	0	0	0	0	0	0	0	0
20:30	0	0	0	0	0	0	0	0	0	0	0	0	0	0
20:45	0	0	0	0	0	0	0	0	0	0	0	0	0	0
21:00	0	0	0	1	0	0	0	0	0	0	0	0	0	1
21:15	0	0	0	0	0	0	0	0	0	0	0	0	0	0
21:30	0	0	0	2	0	0	0	0	0	0	0	0	0	2
21:45	0	0	0	0	0	0	0	0	0	0	0	0	0	0
22:00	0	0	0	2	0	0	0	0	0	0	0	0	0	2
22:15	0	0	0	0	0	0	0	0	0	0	0	0	0	0
22:30	0	0	0	1	0	0	0	0	0	0	0	0	0	1
22:45	0	0	1	0	0	0	0	0	0	0	0	0	0	1
23:00	0	0	0	0	0	0	0	0	0	0	0	0	0	0
23:15	0	0	0	0	1	0	0	0	0	0	0	0	0	1
23:30	0	0	0	0	0	0	0	0	0	0	0	0	0	0
23:45	0	0	0	0	0	0	0	0	0	0	0	0	0	0
Totals	24	40	65	81	42	9								261
% of Totals	9%	15%	25%	31%	16%	3%								100%

AM Volumes	7	11	32	31	17	6	0	0	0	0	0	0	0	104
% AM	3%	4%	12%	12%	7%	2%								40%
AM Peak Hour	07:45	11:30	10:15	11:45	09:30	06:45								11:45
Volume	3	8	11	13	7	2								37
PM Volumes	17	29	33	50	25	3	0	0	0	0	0	0	0	157
% PM	7%	11%	13%	19%	10%	1%								60%
PM Peak Hour	13:30	12:00	12:00	12:15	16:15	12:00								12:00
Volume	6	8	8	15	6	1								37

Directional Peak Periods	AM 7-9			NOON 12-2			PM 4-6			Off Peak Volumes		
All Classes	Volume	⟷	%	Volume	⟷	%	Volume	⟷	%	Volume	⟷	%
	35	⟷	13%	60	⟷	23%	38	⟷	15%	128	⟷	49%

Street Name	Direction	Percentiles					
		15th	50th	Average	85th	95th	ADT
S Lincoln St	Summary	17	25	24	31	35	261

Prepared by National Data & Surveying Services

SPEED

S Lincoln St Bet. W Oak St & W Alameda Ave

Day: Tuesday
Date: 1/18/2022

City: Burbank
Project #: CA22_020022_004n

North Bound

Time	< 15	15 - 19	20 - 24	25 - 29	30 - 34	35 - 39	40 - 44	45 - 49	50 - 54	55 - 59	60 - 64	65 - 69	70 +	Total
00:00 AM	0	0	0	0	0	0	0	0	0	0	0	0	0	0
01:00	0	0	0	1	0	0	0	0	0	0	0	0	0	1
02:00	0	0	0	1	0	0	0	0	0	0	0	0	0	1
03:00	0	0	0	0	0	0	0	0	0	0	0	0	0	0
04:00	0	1	0	0	0	0	0	0	0	0	0	0	0	1
05:00	0	0	0	0	0	0	0	0	0	0	0	0	0	0
06:00	0	0	0	0	0	0	0	0	0	0	0	0	0	0
07:00	0	0	2	3	0	2	0	0	0	0	0	0	0	7
08:00	1	0	1	2	2	1	0	0	0	0	0	0	0	7
09:00	0	0	1	3	3	1	0	0	0	0	0	0	0	8
10:00	0	1	3	0	3	0	0	0	0	0	0	0	0	7
11:00	1	3	6	2	2	1	0	0	0	0	0	0	0	15
12:00 PM	0	4	4	4	4	1	0	0	0	0	0	0	0	17
13:00	0	1	3	3	1	0	0	0	0	0	0	0	0	8
14:00	3	1	1	1	0	1	0	0	0	0	0	0	0	7
15:00	1	2	1	3	0	0	0	0	0	0	0	0	0	7
16:00	1	2	0	2	2	0	0	0	0	0	0	0	0	7
17:00	0	0	7	1	5	0	0	0	0	0	0	0	0	13
18:00	1	1	1	2	2	0	0	0	0	0	0	0	0	7
19:00	0	1	0	1	1	0	0	0	0	0	0	0	0	3
20:00	0	0	0	0	1	0	0	0	0	0	0	0	0	1
21:00	0	0	0	1	0	0	0	0	0	0	0	0	0	1
22:00	0	0	0	3	0	0	0	0	0	0	0	0	0	3
23:00	0	0	0	0	1	0	0	0	0	0	0	0	0	1
Totals	8	17	30	33	27	7								122
% of Totals	7%	14%	25%	27%	22%	6%								100%

AM Volumes	2	5	13	12	10	5	0	0	0	0	0	0	0	47
% AM	2%	4%	11%	10%	8%	4%								39%
AM Peak Hour	08:00	11:00	11:00	07:00	09:00	07:00								11:00
Volume	1	3	6	3	3	2								15
PM Volumes	6	12	17	21	17	2	0	0	0	0	0	0	0	75
% PM	5%	10%	14%	17%	14%	2%								61%
PM Peak Hour	14:00	12:00	17:00	12:00	17:00	12:00								12:00
Volume	3	4	7	4	5	1								17

Directional Peak Periods	AM 7-9			NOON 12-2			PM 4-6			Off Peak Volumes		
All Speeds	Volume		%	Volume		%	Volume		%	Volume		%
	14	↔	11%	25	↔	20%	20	↔	16%	63	↔	52%

Street Name	Direction	Percentiles					
		15th	50th	Average	85th	95th	ADT
S Lincoln St	North Bound	18	26	25	33	36	122
S Lincoln St	South Bound	16	24	23	30	33	139

Prepared by National Data & Surveying Services

SPEED

S Lincoln St Bet. W Oak St & W Alameda Ave

Day: Tuesday
Date: 1/18/2022

City: Burbank
Project #: CA22_020022_004s

South Bound

Time	< 15	15 - 19	20 - 24	25 - 29	30 - 34	35 - 39	40 - 44	45 - 49	50 - 54	55 - 59	60 - 64	65 - 69	70 +	Total
00:00 AM	0	0	1	0	0	0	0	0	0	0	0	0	0	1
01:00	0	0	0	0	0	0	0	0	0	0	0	0	0	0
02:00	0	0	0	0	0	0	0	0	0	0	0	0	0	0
03:00	0	0	0	0	0	0	0	0	0	0	0	0	0	0
04:00	0	1	0	0	0	0	0	0	0	0	0	0	0	1
05:00	0	0	0	0	0	0	0	0	0	0	0	0	0	0
06:00	1	1	0	2	1	0	0	0	0	0	0	0	0	5
07:00	0	1	3	3	1	0	0	0	0	0	0	0	0	8
08:00	2	2	3	5	1	0	0	0	0	0	0	0	0	13
09:00	0	0	3	2	2	0	0	0	0	0	0	0	0	7
10:00	2	0	6	4	1	0	0	0	0	0	0	0	0	13
11:00	0	1	3	3	1	1	0	0	0	0	0	0	0	9
12:00 PM	2	4	4	10	0	0	0	0	0	0	0	0	0	20
13:00	1	5	1	4	4	0	0	0	0	0	0	0	0	15
14:00	3	3	0	4	0	0	0	0	0	0	0	0	0	10
15:00	1	2	6	1	0	1	0	0	0	0	0	0	0	11
16:00	4	2	1	4	2	0	0	0	0	0	0	0	0	13
17:00	0	1	1	2	1	0	0	0	0	0	0	0	0	5
18:00	0	0	1	1	0	0	0	0	0	0	0	0	0	2
19:00	0	0	1	1	1	0	0	0	0	0	0	0	0	3
20:00	0	0	0	0	0	0	0	0	0	0	0	0	0	0
21:00	0	0	0	2	0	0	0	0	0	0	0	0	0	2
22:00	0	0	1	0	0	0	0	0	0	0	0	0	0	1
23:00	0	0	0	0	0	0	0	0	0	0	0	0	0	0
Totals	16	23	35	48	15	2								139
% of Totals	12%	17%	25%	35%	11%	1%								100%

AM Volumes	5	6	19	19	7	1	0	0	0	0	0	0	0	57
% AM	4%	4%	14%	14%	5%	1%								41%
AM Peak Hour	08:00	08:00	10:00	08:00	09:00	11:00								08:00
Volume	2	2	6	5	2	1								13
PM Volumes	11	17	16	29	8	1	0	0	0	0	0	0	0	82
% PM	8%	12%	12%	21%	6%	1%								59%
PM Peak Hour	16:00	13:00	15:00	12:00	13:00	15:00								12:00
Volume	4	5	6	10	4	1								20

Directional Peak Periods	AM 7-9			NOON 12-2			PM 4-6			Off Peak Volumes		
All Speeds	Volume		%	Volume		%	Volume		%	Volume		%
	21	↔	15%	35	↔	25%	18	↔	13%	65	↔	47%

Street Name	Direction	Percentiles					
		15th	50th	Average	85th	95th	ADT
S Lincoln St	North Bound	18	26	25	33	36	122
S Lincoln St	South Bound	16	24	23	30	33	139

Prepared by National Data & Surveying Services

SPEED

S Lincoln St Bet. W Oak St & W Alameda Ave

Day: Tuesday
Date: 1/18/2022

City: Burbank
Project #: CA22_020022_004

Summary

Time	< 15	15 - 19	20 - 24	25 - 29	30 - 34	35 - 39	40 - 44	45 - 49	50 - 54	55 - 59	60 - 64	65 - 69	70 +	Total
00:00 AM	0	0	1	0	0	0	0	0	0	0	0	0	0	1
01:00	0	0	0	1	0	0	0	0	0	0	0	0	0	1
02:00	0	0	0	1	0	0	0	0	0	0	0	0	0	1
03:00	0	0	0	0	0	0	0	0	0	0	0	0	0	0
04:00	0	2	0	0	0	0	0	0	0	0	0	0	0	2
05:00	0	0	0	0	0	0	0	0	0	0	0	0	0	0
06:00	1	1	0	2	1	0	0	0	0	0	0	0	0	5
07:00	0	1	5	6	1	2	0	0	0	0	0	0	0	15
08:00	3	2	4	7	3	1	0	0	0	0	0	0	0	20
09:00	0	0	4	5	5	1	0	0	0	0	0	0	0	15
10:00	2	1	9	4	4	0	0	0	0	0	0	0	0	20
11:00	1	4	9	5	3	2	0	0	0	0	0	0	0	24
12:00 PM	2	8	8	14	4	1	0	0	0	0	0	0	0	37
13:00	1	6	4	7	5	0	0	0	0	0	0	0	0	23
14:00	6	4	1	5	0	1	0	0	0	0	0	0	0	17
15:00	2	4	7	4	0	1	0	0	0	0	0	0	0	18
16:00	5	4	1	6	4	0	0	0	0	0	0	0	0	20
17:00	0	1	8	3	6	0	0	0	0	0	0	0	0	18
18:00	1	1	2	3	2	0	0	0	0	0	0	0	0	9
19:00	0	1	1	2	2	0	0	0	0	0	0	0	0	6
20:00	0	0	0	0	1	0	0	0	0	0	0	0	0	1
21:00	0	0	0	3	0	0	0	0	0	0	0	0	0	3
22:00	0	0	1	3	0	0	0	0	0	0	0	0	0	4
23:00	0	0	0	0	1	0	0	0	0	0	0	0	0	1
Totals	24	40	65	81	42	9								261
% of Totals	9%	15%	25%	31%	16%	3%								100%

AM Volumes	7	11	32	31	17	6	0	0	0	0	0	0	0	104
% AM	3%	4%	12%	12%	7%	2%								40%
AM Peak Hour	08:00	11:00	10:00	08:00	09:00	07:00								11:00
Volume	3	4	9	7	5	2								24
PM Volumes	17	29	33	50	25	3	0	0	0	0	0	0	0	157
% PM	7%	11%	13%	19%	10%	1%								60%
PM Peak Hour	14:00	12:00	12:00	12:00	17:00	12:00								12:00
Volume	6	8	8	14	6	1								37

Directional Peak Periods	AM 7-9			NOON 12-2			PM 4-6			Off Peak Volumes		
All Speeds	Volume		%	Volume		%	Volume		%	Volume		%
	35	↔	13%	60	↔	23%	38	↔	15%	128	↔	49%

Street Name	Direction	Percentiles					
		15th	50th	Average	85th	95th	ADT
S Lincoln St	Summary	17	25	24	31	35	261

Prepared by NDS/ATD

Prepared by National Data & Surveying Services

VOLUME

S Lincoln St Bet. W Oak St & W Alameda Ave

Day: Tuesday
Date: 1/18/2022

City: Burbank
Project #: CA22_020022_004

DAILY TOTALS	NB	SB	EB	WB	Total
	122	139	0	0	261

AM Period	NB		SB		EB	WB	TOTAL		PM Period	NB		SB		EB	WB	TOTAL	
00:00	0		0		0	0			12:00	5		3		0	0	8	
00:15	0		0		0	0			12:15	6		7		0	0	13	
00:30	0		0		0	0			12:30	5		5		0	0	10	
00:45	0		1	1	0	0	1	1	12:45	1	17	5	20	0	0	6	37
01:00	1		0		0	0	1		13:00	0		3		0	0	3	
01:15	0		0		0	0			13:15	4		2		0	0	6	
01:30	0		0		0	0			13:30	2		5		0	0	7	
01:45	0	1	0		0	0		1	13:45	2	8	5	15	0	0	7	23
02:00	1		0		0	0	1		14:00	1		1		0	0	2	
02:15	0		0		0	0			14:15	4		3		0	0	7	
02:30	0		0		0	0			14:30	2		3		0	0	5	
02:45	0	1	0		0	0		1	14:45	0	7	3	10	0	0	3	17
03:00	0		0		0	0			15:00	0		5		0	0	5	
03:15	0		0		0	0			15:15	5		4		0	0	9	
03:30	0		0		0	0			15:30	1		0		0	0	1	
03:45	0		0		0	0			15:45	1	7	2	11	0	0	3	18
04:00	0		0		0	0			16:00	0		4		0	0	4	
04:15	1		0		0	0	1		16:15	2		0		0	0	2	
04:30	0		0		0	0			16:30	2		5		0	0	7	
04:45	0	1	1	1	0	0	1	2	16:45	3	7	4	13	0	0	7	20
05:00	0		0		0	0			17:00	4		1		0	0	5	
05:15	0		0		0	0			17:15	1		2		0	0	3	
05:30	0		0		0	0			17:30	3		1		0	0	4	
05:45	0		0		0	0			17:45	5	13	1	5	0	0	6	18
06:00	0		0		0	0			18:00	3		0		0	0	3	
06:15	0		3		0	0	3		18:15	0		0		0	0		
06:30	0		0		0	0			18:30	2		1		0	0	3	
06:45	0		2	5	0	0	2	5	18:45	2	7	1	2	0	0	3	9
07:00	0		0		0	0			19:00	0		0		0	0		
07:15	2		1		0	0	3		19:15	0		1		0	0	1	
07:30	3		3		0	0	6		19:30	2		0		0	0	2	
07:45	2	7	4	8	0	0	6	15	19:45	1	3	2	3	0	0	3	6
08:00	2		2		0	0	4		20:00	1		0		0	0	1	
08:15	3		4		0	0	7		20:15	0		0		0	0		
08:30	2		3		0	0	5		20:30	0		0		0	0		
08:45	0	7	4	13	0	0	4	20	20:45	0	1	0		0	0		1
09:00	4		0		0	0	4		21:00	1		0		0	0	1	
09:15	1		1		0	0	2		21:15	0		0		0	0		
09:30	2		2		0	0	4		21:30	0		2		0	0	2	
09:45	1	8	4	7	0	0	5	15	21:45	0	1	0	2	0	0		3
10:00	4		3		0	0	7		22:00	2		0		0	0	2	
10:15	3		4		0	0	7		22:15	0		0		0	0		
10:30	0		1		0	0	1		22:30	1		0		0	0	1	
10:45	0	7	5	13	0	0	5	20	22:45	0	3	1	1	0	0	1	4
11:00	7		0		0	0	7		23:00	0		0		0	0		
11:15	2		3		0	0	5		23:15	1		0		0	0	1	
11:30	1		5		0	0	6		23:30	0		0		0	0		
11:45	5	15	1	9	0	0	6	24	23:45	0	1	0		0	0		1
TOTALS		47		57				104	TOTALS		75		82				157
SPLIT %		45.2%		54.8%				39.8%	SPLIT %		47.8%		52.2%				60.2%

DAILY TOTALS	NB	SB	EB	WB	Total
	122	139	0	0	261

AM Peak Hour	11:45	11:30			11:45	PM Peak Hour	12:00	12:00			12:00
AM Pk Volume	21	16			37	PM Pk Volume	17	20			37
Pk Hr Factor	0.875	0.571			0.712	Pk Hr Factor	0.708	0.714			0.712
7 - 9 Volume	14	21	0	0	35	4 - 6 Volume	20	18	0	0	38
7 - 9 Peak Hour	07:30	07:30			07:30	4 - 6 Peak Hour	17:00	16:00			16:30
7 - 9 Pk Volume	10	13	0	0	23	4 - 6 Pk Volume	13	13	0	0	22
Pk Hr Factor	0.833	0.813	0.000	0.000	0.821	Pk Hr Factor	0.650	0.650	0.000	0.000	0.786

Prepared by NDS/ATD

Project #: CA22_020022_004 **City:** Burbank

Location: S Lincoln St Bet. W Oak St & W Alameda Ave **Date:** 1/18/2022

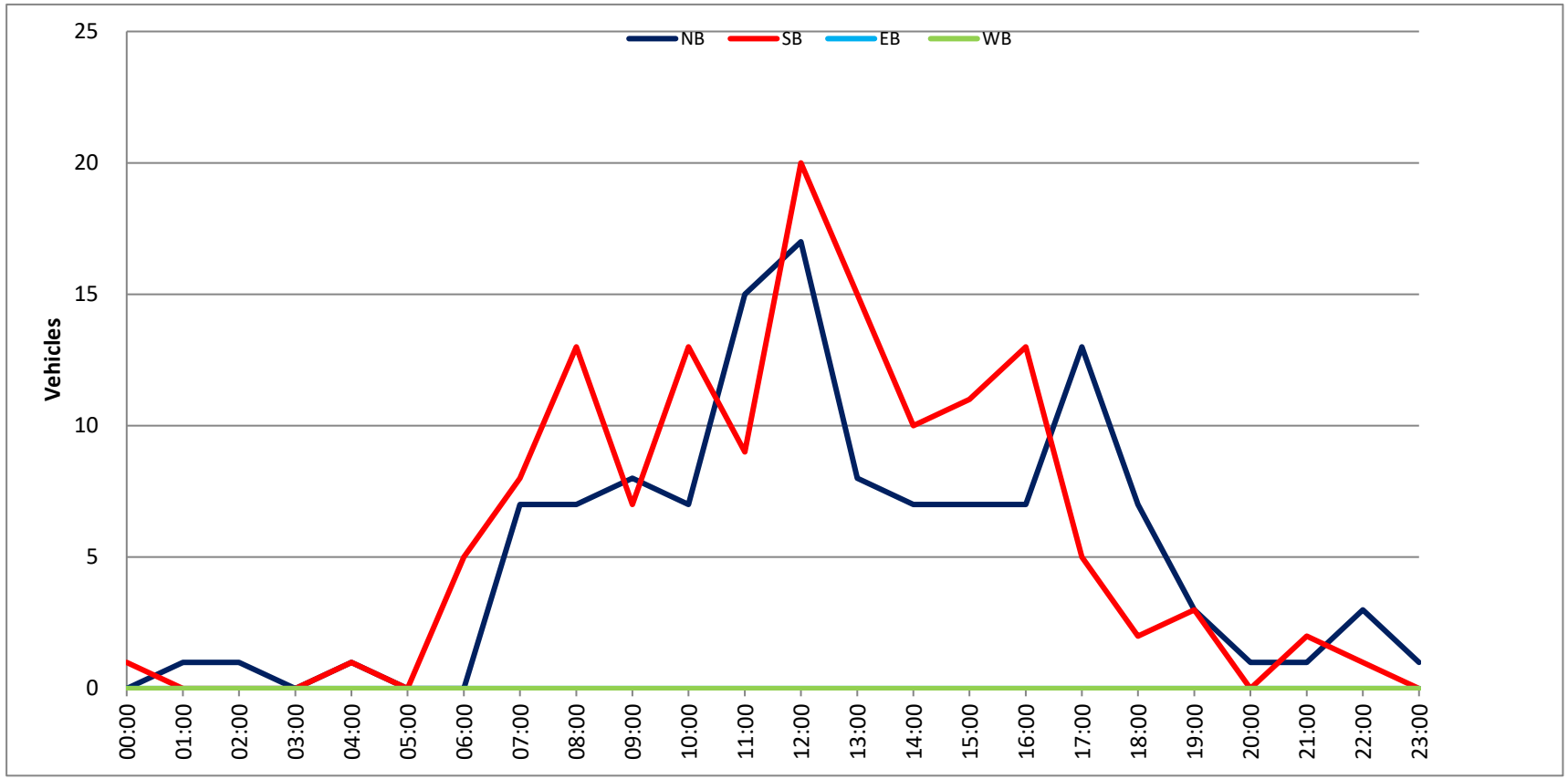

Prepared by National Data & Surveying Services

SPEED

S Lincoln St Bet. W Oak St & W Alameda Ave

Day: Wednesday
Date: 1/19/2022

City: Burbank
Project #: CA22_020022_004n

North Bound

Time	< 15	15 - 19	20 - 24	25 - 29	30 - 34	35 - 39	40 - 44	45 - 49	50 - 54	55 - 59	60 - 64	65 - 69	70 +	Total
00:00 AM	0	0	0	0	0	0	0	0	0	0	0	0	0	0
00:15	0	0	0	0	0	0	0	0	0	0	0	0	0	0
00:30	0	0	0	0	0	0	0	0	0	0	0	0	0	0
00:45	0	0	1	0	0	0	0	0	0	0	0	0	0	1
01:00	0	0	0	0	0	0	0	0	0	0	0	0	0	0
01:15	0	0	1	0	0	0	0	0	0	0	0	0	0	1
01:30	0	0	0	0	0	0	0	0	0	0	0	0	0	0
01:45	0	0	0	0	0	0	0	0	0	0	0	0	0	0
02:00	0	0	0	0	0	0	0	0	0	0	0	0	0	0
02:15	0	0	0	0	0	0	0	0	0	0	0	0	0	0
02:30	0	0	0	0	0	0	0	0	0	0	0	0	0	0
02:45	0	0	0	0	0	0	0	0	0	0	0	0	0	0
03:00	0	0	0	0	0	0	0	0	0	0	0	0	0	0
03:15	0	0	0	0	0	0	0	0	0	0	0	0	0	0
03:30	0	0	0	0	0	0	0	0	0	0	0	0	0	0
03:45	0	0	0	0	0	0	0	0	0	0	0	0	0	0
04:00	0	0	0	0	0	0	0	0	0	0	0	0	0	0
04:15	0	0	0	0	0	0	0	0	0	0	0	0	0	0
04:30	0	0	1	0	0	0	0	0	0	0	0	0	0	1
04:45	0	0	0	0	0	0	0	0	0	0	0	0	0	0
05:00	0	0	0	0	0	0	0	0	0	0	0	0	0	0
05:15	0	0	1	0	0	0	0	0	0	0	0	0	0	1
05:30	0	0	0	0	0	0	0	0	0	0	0	0	0	0
05:45	0	0	0	0	0	0	0	0	0	0	0	0	0	0
06:00	0	1	0	0	0	0	0	0	0	0	0	0	0	1
06:15	0	0	0	0	0	0	0	0	0	0	0	0	0	0
06:30	0	0	1	0	0	0	0	0	0	0	0	0	0	1
06:45	0	0	0	2	0	0	0	0	0	0	0	0	0	2
07:00	0	0	0	0	0	0	0	0	0	0	0	0	0	0
07:15	1	0	0	0	1	0	0	0	0	0	0	0	0	2
07:30	0	1	2	1	0	1	0	0	0	0	0	0	0	5
07:45	0	0	2	0	0	0	0	0	0	0	0	0	0	2
08:00	0	0	0	0	0	0	0	0	0	0	0	0	0	0
08:15	1	1	0	0	1	0	0	0	0	0	0	0	0	3
08:30	0	0	0	1	0	0	0	0	0	0	0	0	0	1
08:45	0	0	2	3	0	0	0	0	0	0	0	0	0	5
09:00	0	1	1	2	0	0	0	0	0	0	0	0	0	4
09:15	0	1	2	0	0	0	0	0	0	0	0	0	0	3
09:30	0	0	1	1	0	0	0	0	0	0	0	0	0	2
09:45	0	1	1	1	1	0	0	0	0	0	0	0	0	4
10:00	0	1	1	0	0	0	0	0	0	0	0	0	0	2
10:15	1	0	1	0	0	0	0	0	0	0	0	0	0	2
10:30	0	0	0	1	1	0	0	0	0	0	0	0	0	2
10:45	0	1	1	0	1	0	0	0	0	0	0	0	0	3
11:00	2	0	1	2	1	0	0	0	0	0	0	0	0	6
11:15	0	1	0	0	1	0	0	0	0	0	0	0	0	2
11:30	0	1	0	0	1	0	0	0	0	0	0	0	0	2
11:45	0	1	0	0	1	0	0	0	0	0	0	0	0	2
12:00 PM	0	0	1	3	0	0	0	0	0	0	0	0	0	4
12:15	0	0	1	2	2	0	0	0	0	0	0	0	0	5
12:30	0	2	1	1	0	1	0	0	0	0	0	0	0	5
12:45	0	0	1	1	0	0	0	0	0	0	0	0	0	2
13:00	1	1	0	1	0	0	0	0	0	0	0	0	0	3
13:15	0	0	0	2	0	0	0	0	0	0	0	0	0	2
13:30	0	0	1	0	0	0	0	0	0	0	0	0	0	1
13:45	1	1	0	0	0	0	0	0	0	0	0	0	0	2
14:00	0	1	1	0	0	0	0	0	0	0	0	0	0	2
14:15	0	0	2	1	1	0	0	0	0	0	0	0	0	4
14:30	0	0	0	0	0	0	0	0	0	0	0	0	0	0
14:45	0	0	2	0	1	1	0	0	0	0	0	0	0	4
15:00	0	0	2	0	1	1	0	0	0	0	0	0	0	4
15:15	0	1	1	1	2	0	0	0	0	0	0	0	0	5
15:30	0	2	1	2	1	0	0	0	0	0	0	0	0	6
15:45	1	1	0	2	0	2	0	0	0	0	0	0	0	6
16:00	0	1	2	0	0	0	0	0	0	0	0	0	0	3
16:15	0	0	4	0	0	0	0	0	0	0	0	0	0	4
16:30	0	0	0	0	1	0	0	0	0	0	0	0	0	1
16:45	0	0	1	0	0	1	0	0	0	0	0	0	0	2
17:00	0	1	1	0	1	0	0	0	0	0	0	0	0	3
17:15	0	0	1	1	0	0	0	0	0	0	0	0	0	2
17:30	0	0	2	1	0	0	0	0	0	0	0	0	0	3
17:45	0	0	0	0	1	1	0	0	0	0	0	0	0	2
18:00	1	0	2	1	1	0	0	0	0	0	0	0	0	5
18:15	0	0	0	0	0	0	0	0	0	0	0	0	0	0
18:30	0	2	1	1	0	0	0	0	0	0	0	0	0	4
18:45	0	1	1	0	0	0	0	0	0	0	0	0	0	2
19:00	0	0	0	0	0	0	0	0	0	0	0	0	0	0
19:15	0	1	1	0	0	0	0	0	0	0	0	0	0	2
19:30	0	1	1	0	2	0	0	0	0	0	0	0	0	4
19:45	0	1	1	0	0	0	0	0	0	0	0	0	0	2
20:00	0	1	0	0	1	0	0	0	0	0	0	0	0	2
20:15	0	0	0	0	0	0	0	0	0	0	0	0	0	0
20:30	0	0	0	2	0	0	0	0	0	0	0	0	0	2
20:45	0	0	0	0	0	0	0	0	0	0	0	0	0	0
21:00	0	1	0	0	1	0	0	0	0	0	0	0	0	2
21:15	0	0	0	0	0	0	0	0	0	0	0	0	0	0
21:30	0	0	0	0	0	0	0	0	0	0	0	0	0	0
21:45	0	0	0	0	1	0	0	0	0	0	0	0	0	1
22:00	1	0	0	0	0	0	0	0	0	0	0	0	0	1
22:15	0	0	0	0	0	0	0	0	0	0	0	0	0	0
22:30	0	0	0	0	0	0	0	0	0	0	0	0	0	0
22:45	0	0	0	0	0	0	0	0	0	0	0	0	0	0
23:00	0	0	0	1	0	0	0	0	0	0	0	0	0	1
23:15	0	0	0	0	0	0	0	0	0	0	0	0	0	0
23:30	0	0	0	0	0	0	0	0	0	0	0	0	0	0
23:45	0	0	0	0	0	0	0	0	0	0	0	0	0	0
Totals	10	30	52	37	26	8								163
% of Totals	6%	18%	32%	23%	16%	5%								100%

AM Volumes	5	11	20	14	9	1	0	0	0	0	0	0	0	60
% AM	3%	7%	12%	9%	6%	1%								37%
AM Peak Hour	10:15	09:00	08:45	08:15	10:30	06:45								11:45
Volume	3	3	6	6	4	1								16
PM Volumes	5	19	32	23	17	7	0	0	0	0	0	0	0	103
% PM	3%	12%	20%	14%	10%	4%								63%
PM Peak Hour	13:00	15:15	15:30	12:00	14:45	15:00								15:00
Volume	2	5	7	7	5	3								21

Directional Peak Periods	AM 7-9			NOON 12-2			PM 4-6			Off Peak Volumes		
All Classes	Volume	↔	%	Volume	↔	%	Volume	↔	%	Volume	↔	%
	18	↔	11%	24	↔	15%	20	↔	12%	101	↔	62%

Street Name	Direction	Percentiles					
		15th	50th	Average	85th	95th	ADT
S Lincoln St	North Bound	17	24	24	32	35	163
S Lincoln St	South Bound	16	24	23	30	34	158

Prepared by National Data & Surveying Services

SPEED

S Lincoln St Bet. W Oak St & W Alameda Ave

Day: Wednesday
Date: 1/19/2022

City: Burbank
Project #: CA22_020022_004s

South Bound

Time	< 15	15 - 19	20 - 24	25 - 29	30 - 34	35 - 39	40 - 44	45 - 49	50 - 54	55 - 59	60 - 64	65 - 69	70 +	Total
00:00 AM	0	0	0	0	0	0	0	0	0	0	0	0	0	0
00:15	0	0	0	0	0	0	0	0	0	0	0	0	0	0
00:30	0	0	0	0	0	0	0	0	0	0	0	0	0	0
00:45	0	0	0	0	0	0	0	0	0	0	0	0	0	0
01:00	0	0	0	0	0	0	0	0	0	0	0	0	0	0
01:15	0	0	0	0	0	0	0	0	0	0	0	0	0	0
01:30	0	0	1	0	0	0	0	0	0	0	0	0	0	1
01:45	0	0	0	0	0	0	0	0	0	0	0	0	0	0
02:00	0	0	0	0	0	0	0	0	0	0	0	0	0	0
02:15	0	0	0	0	0	0	0	0	0	0	0	0	0	0
02:30	0	0	0	0	0	0	0	0	0	0	0	0	0	0
02:45	0	0	0	0	0	0	0	0	0	0	0	0	0	0
03:00	0	0	0	0	0	0	0	0	0	0	0	0	0	0
03:15	0	0	0	0	0	0	0	0	0	0	0	0	0	0
03:30	0	0	0	0	0	0	0	0	0	0	0	0	0	0
03:45	0	0	0	0	0	0	0	0	0	0	0	0	0	0
04:00	0	0	0	0	0	0	0	0	0	0	0	0	0	0
04:15	0	0	0	0	0	0	0	0	0	0	0	0	0	0
04:30	0	0	0	0	0	0	0	0	0	0	0	0	0	0
04:45	0	0	0	0	0	0	0	0	0	0	0	0	0	0
05:00	0	0	1	0	0	0	0	0	0	0	0	0	0	1
05:15	0	0	0	0	0	0	0	0	0	0	0	0	0	0
05:30	0	0	0	0	0	0	0	0	0	0	0	0	0	0
05:45	0	0	0	0	0	0	0	0	0	0	0	0	0	0
06:00	1	0	0	0	0	0	0	0	0	0	0	0	0	1
06:15	0	0	1	0	0	0	0	0	0	0	0	0	0	1
06:30	0	0	0	1	0	0	0	0	0	0	0	0	0	1
06:45	0	0	0	1	0	0	0	0	0	0	0	0	0	1
07:00	0	0	1	0	0	0	0	0	0	0	0	0	0	1
07:15	0	1	0	1	0	0	0	0	0	0	0	0	0	2
07:30	0	1	2	1	0	0	0	0	0	0	0	0	0	4
07:45	1	0	0	1	0	0	0	0	0	0	0	0	0	2
08:00	0	0	0	3	0	0	0	0	0	0	0	0	0	3
08:15	0	2	0	1	0	0	0	0	0	0	0	0	0	3
08:30	1	0	0	1	2	0	0	0	0	0	0	0	0	4
08:45	0	1	0	0	0	0	0	0	0	0	0	0	0	1
09:00	0	0	1	1	0	0	0	0	0	0	0	0	0	2
09:15	0	1	0	1	0	0	0	0	0	0	0	0	0	2
09:30	0	2	2	1	0	0	0	0	0	0	0	0	0	5
09:45	1	0	0	0	0	0	0	0	0	0	0	0	0	1
10:00	0	1	0	1	0	1	0	0	0	0	0	0	0	3
10:15	1	0	4	1	0	0	0	0	0	0	0	0	0	6
10:30	0	1	1	0	0	0	0	0	0	0	0	0	0	2
10:45	2	0	1	1	0	0	0	0	0	0	0	0	0	4
11:00	0	0	0	0	0	1	0	0	0	0	0	0	0	1
11:15	0	1	1	1	1	0	0	0	0	0	0	0	0	4
11:30	0	0	1	0	0	1	0	0	0	0	0	0	0	2
11:45	0	1	0	0	0	0	0	0	0	0	0	0	0	1
12:00 PM	0	1	1	0	1	0	0	0	0	0	0	0	0	3
12:15	0	1	2	0	0	0	0	0	0	0	0	0	0	3
12:30	0	0	1	0	1	0	0	0	0	0	0	0	0	2
12:45	0	0	1	2	1	0	0	0	0	0	0	0	0	4
13:00	2	1	0	0	0	0	0	0	0	0	0	0	0	3
13:15	0	2	0	0	0	0	0	0	0	0	0	0	0	2
13:30	0	0	1	0	0	0	0	0	0	0	0	0	0	1
13:45	1	0	0	1	1	0	0	0	0	0	0	0	0	3
14:00	1	2	0	3	0	0	0	0	0	0	0	0	0	6
14:15	1	1	0	2	0	0	0	0	0	0	0	0	0	4
14:30	0	1	0	0	1	0	0	0	0	0	0	0	0	2
14:45	0	0	1	3	0	0	0	0	0	0	0	0	0	4
15:00	0	0	1	1	1	0	0	0	0	0	0	0	0	3
15:15	0	1	4	0	0	0	0	0	0	0	0	0	0	5
15:30	0	1	2	1	1	0	0	0	0	0	0	0	0	5
15:45	1	1	1	1	2	0	0	0	0	0	0	0	0	6
16:00	0	0	1	0	0	0	0	0	0	0	0	0	0	1
16:15	0	0	0	0	0	0	0	0	0	0	0	0	0	0
16:30	1	0	1	1	0	0	0	0	0	0	0	0	0	3
16:45	1	0	1	1	0	0	0	0	0	0	0	0	0	3
17:00	1	1	2	2	1	0	0	0	0	0	0	0	0	7
17:15	0	0	1	0	0	0	0	0	0	0	0	0	0	1
17:30	1	0	0	0	0	0	0	0	0	0	0	0	0	1
17:45	0	0	0	0	0	0	0	0	0	0	0	0	0	0
18:00	0	0	0	1	0	0	0	0	0	0	0	0	0	1
18:15	0	0	0	2	1	0	0	0	0	0	0	0	0	3
18:30	0	1	0	1	0	0	0	0	0	0	0	0	0	2
18:45	0	0	1	2	1	0	0	0	0	0	0	0	0	4
19:00	0	0	0	1	3	0	0	0	0	0	0	0	0	4
19:15	1	0	1	1	0	0	0	0	0	0	0	0	0	3
19:30	0	1	0	0	0	0	0	0	0	0	0	0	0	1
19:45	0	0	1	0	0	0	0	0	0	0	0	0	0	1
20:00	0	0	0	0	0	0	0	0	0	0	0	0	0	0
20:15	0	2	0	0	1	0	0	0	0	0	0	0	0	3
20:30	0	0	0	0	0	0	0	0	0	0	0	0	0	0
20:45	0	0	0	1	0	0	0	0	0	0	0	0	0	1
21:00	0	0	1	0	0	0	0	0	0	0	0	0	0	1
21:15	0	0	1	0	0	0	0	0	0	0	0	0	0	1
21:30	0	0	0	0	0	0	0	0	0	0	0	0	0	0
21:45	0	0	0	0	0	0	0	0	0	0	0	0	0	0
22:00	0	0	0	0	0	0	0	0	0	0	0	0	0	0
22:15	0	0	0	0	0	0	0	0	0	0	0	0	0	0
22:30	0	0	0	0	0	0	0	0	0	0	0	0	0	0
22:45	0	0	0	0	0	0	0	0	0	0	0	0	0	0
23:00	0	0	0	0	0	0	0	0	0	0	0	0	0	0
23:15	0	0	0	0	0	0	0	0	0	0	0	0	0	0
23:30	0	1	0	0	0	1	0	0	0	0	0	0	0	2
23:45	0	0	0	0	0	0	0	0	0	0	0	0	0	0
Totals	18	30	43	44	19	4								158
% of Totals	11%	19%	27%	28%	12%	3%								100%

AM Volumes	7	12	17	17	3	3	0	0	0	0	0	0	0	59
% AM	4%	8%	11%	11%	2%	2%								37%
AM Peak Hour	10:00	08:45	09:30	07:15	07:45	10:45								09:30
Volume	3	4	6	6	2	2								15
PM Volumes	11	18	26	27	16	1	0	0	0	0	0	0	0	99
% PM	7%	11%	16%	17%	10%	1%								63%
PM Peak Hour	13:00	13:15	14:45	14:00	18:15	22:45								15:00
Volume	3	4	8	8	5	1								19

Directional Peak Periods	AM 7-9			NOON 12-2			PM 4-6			Off Peak Volumes		
All Classes	Volume	↔	%	Volume	↔	%	Volume	↔	%	Volume	↔	%
	20	↔	13%	21	↔	13%	16	↔	10%	101	↔	64%

Street Name	Direction	Percentiles					
		15th	50th	Average	85th	95th	ADT
S Lincoln St	North Bound	17	24	24	32	35	163
S Lincoln St	South Bound	16	24	23	30	34	158

Prepared by National Data & Surveying Services

SPEED

S Lincoln St Bet. W Oak St & W Alameda Ave

Day: Wednesday
Date: 1/19/2022

City: Burbank
Project #: CA22_020022_004

Summary

Time	< 15	15 - 19	20 - 24	25 - 29	30 - 34	35 - 39	40 - 44	45 - 49	50 - 54	55 - 59	60 - 64	65 - 69	70 +	Total
00:00 AM	0	0	0	0	0	0	0	0	0	0	0	0	0	0
00:15	0	0	0	0	0	0	0	0	0	0	0	0	0	0
00:30	0	0	0	0	0	0	0	0	0	0	0	0	0	0
00:45	0	0	1	0	0	0	0	0	0	0	0	0	0	1
01:00	0	0	0	0	0	0	0	0	0	0	0	0	0	0
01:15	0	0	1	0	0	0	0	0	0	0	0	0	0	1
01:30	0	0	1	0	0	0	0	0	0	0	0	0	0	1
01:45	0	0	0	0	0	0	0	0	0	0	0	0	0	0
02:00	0	0	0	0	0	0	0	0	0	0	0	0	0	0
02:15	0	0	0	0	0	0	0	0	0	0	0	0	0	0
02:30	0	0	0	0	0	0	0	0	0	0	0	0	0	0
02:45	0	0	0	0	0	0	0	0	0	0	0	0	0	0
03:00	0	0	0	0	0	0	0	0	0	0	0	0	0	0
03:15	0	0	0	0	0	0	0	0	0	0	0	0	0	0
03:30	0	0	0	0	0	0	0	0	0	0	0	0	0	0
03:45	0	0	0	0	0	0	0	0	0	0	0	0	0	0
04:00	0	0	0	0	0	0	0	0	0	0	0	0	0	0
04:15	0	0	0	0	0	0	0	0	0	0	0	0	0	0
04:30	0	0	1	0	0	0	0	0	0	0	0	0	0	1
04:45	0	0	0	0	0	0	0	0	0	0	0	0	0	0
05:00	0	0	1	0	0	0	0	0	0	0	0	0	0	1
05:15	0	0	1	0	0	0	0	0	0	0	0	0	0	1
05:30	0	0	0	0	0	0	0	0	0	0	0	0	0	0
05:45	0	0	0	0	0	0	0	0	0	0	0	0	0	0
06:00	1	1	0	0	0	0	0	0	0	0	0	0	0	2
06:15	0	0	1	0	0	0	0	0	0	0	0	0	0	1
06:30	0	0	1	1	0	0	0	0	0	0	0	0	0	2
06:45	0	0	0	3	0	0	0	0	0	0	0	0	0	3
07:00	0	0	1	0	0	0	0	0	0	0	0	0	0	1
07:15	1	1	0	1	1	0	0	0	0	0	0	0	0	4
07:30	0	2	4	2	0	1	0	0	0	0	0	0	0	9
07:45	1	0	2	1	0	0	0	0	0	0	0	0	0	4
08:00	0	0	0	3	0	0	0	0	0	0	0	0	0	3
08:15	1	3	0	1	1	0	0	0	0	0	0	0	0	6
08:30	1	0	0	2	2	0	0	0	0	0	0	0	0	5
08:45	0	1	2	3	0	0	0	0	0	0	0	0	0	6
09:00	0	1	2	3	0	0	0	0	0	0	0	0	0	6
09:15	0	2	2	1	0	0	0	0	0	0	0	0	0	5
09:30	0	2	3	2	0	0	0	0	0	0	0	0	0	7
09:45	1	1	1	1	1	0	0	0	0	0	0	0	0	5
10:00	0	2	1	1	0	1	0	0	0	0	0	0	0	5
10:15	2	0	5	1	0	0	0	0	0	0	0	0	0	8
10:30	0	1	1	1	1	0	0	0	0	0	0	0	0	4
10:45	2	1	2	1	1	0	0	0	0	0	0	0	0	7
11:00	2	0	1	2	1	1	0	0	0	0	0	0	0	7
11:15	0	2	1	1	2	0	0	0	0	0	0	0	0	6
11:30	0	1	1	0	1	1	0	0	0	0	0	0	0	4
11:45	0	2	0	0	1	0	0	0	0	0	0	0	0	3
12:00 PM	0	1	2	3	1	0	0	0	0	0	0	0	0	7
12:15	0	1	3	2	2	0	0	0	0	0	0	0	0	8
12:30	0	2	2	1	1	1	0	0	0	0	0	0	0	7
12:45	0	0	2	3	1	0	0	0	0	0	0	0	0	6
13:00	3	2	0	1	0	0	0	0	0	0	0	0	0	6
13:15	0	2	0	2	0	0	0	0	0	0	0	0	0	4
13:30	0	0	2	0	0	0	0	0	0	0	0	0	0	2
13:45	2	1	0	1	1	0	0	0	0	0	0	0	0	5
14:00	1	3	1	3	0	0	0	0	0	0	0	0	0	8
14:15	1	1	2	3	1	0	0	0	0	0	0	0	0	8
14:30	0	1	0	0	1	0	0	0	0	0	0	0	0	2
14:45	0	0	3	3	1	1	0	0	0	0	0	0	0	8
15:00	0	0	3	1	2	1	0	0	0	0	0	0	0	7
15:15	0	2	5	1	2	0	0	0	0	0	0	0	0	10
15:30	0	3	3	3	2	0	0	0	0	0	0	0	0	11
15:45	2	2	1	3	2	2	0	0	0	0	0	0	0	12
16:00	0	1	3	0	0	0	0	0	0	0	0	0	0	4
16:15	0	0	4	0	0	0	0	0	0	0	0	0	0	4
16:30	1	0	1	1	1	0	0	0	0	0	0	0	0	4
16:45	1	0	2	1	0	1	0	0	0	0	0	0	0	5
17:00	1	2	3	2	2	0	0	0	0	0	0	0	0	10
17:15	0	0	2	1	0	0	0	0	0	0	0	0	0	3
17:30	1	0	2	1	0	0	0	0	0	0	0	0	0	4
17:45	0	0	0	0	1	1	0	0	0	0	0	0	0	2
18:00	1	0	2	2	1	0	0	0	0	0	0	0	0	6
18:15	0	0	0	2	1	0	0	0	0	0	0	0	0	3
18:30	0	3	1	2	0	0	0	0	0	0	0	0	0	6
18:45	0	1	2	2	1	0	0	0	0	0	0	0	0	6
19:00	0	0	0	1	3	0	0	0	0	0	0	0	0	4
19:15	1	1	2	1	0	0	0	0	0	0	0	0	0	5
19:30	0	2	1	0	2	0	0	0	0	0	0	0	0	5
19:45	0	1	2	0	0	0	0	0	0	0	0	0	0	3
20:00	0	1	0	0	1	0	0	0	0	0	0	0	0	2
20:15	0	2	0	0	1	0	0	0	0	0	0	0	0	3
20:30	0	0	0	2	0	0	0	0	0	0	0	0	0	2
20:45	0	0	0	1	0	0	0	0	0	0	0	0	0	1
21:00	0	1	1	0	1	0	0	0	0	0	0	0	0	3
21:15	0	0	1	0	0	0	0	0	0	0	0	0	0	1
21:30	0	0	0	0	0	0	0	0	0	0	0	0	0	0
21:45	0	0	0	0	1	0	0	0	0	0	0	0	0	1
22:00	1	0	0	0	0	0	0	0	0	0	0	0	0	1
22:15	0	0	0	0	0	0	0	0	0	0	0	0	0	0
22:30	0	0	0	0	0	0	0	0	0	0	0	0	0	0
22:45	0	0	0	0	0	0	0	0	0	0	0	0	0	0
23:00	0	0	0	1	0	0	0	0	0	0	0	0	0	1
23:15	0	0	0	0	0	0	0	0	0	0	0	0	0	0
23:30	0	1	0	0	0	1	0	0	0	0	0	0	0	2
23:45	0	0	0	0	0	0	0	0	0	0	0	0	0	0
Totals	23	60	95	81	45	12								321
% of Totals	9%	19%	30%	25%	14%	4%								100%

AM Volumes	12	23	37	31	12	4	0	0	0	0	0	0	0	119
% AM	4%	7%	12%	10%	4%	1%								37%
AM Peak Hour	10:15	09:15	09:30	08:00	10:30	10:45								10:15
Volume	6	7	10	9	5	2								26
PM Volumes	16	37	58	50	33	8	0	0	0	0	0	0	0	202
% PM	5%	12%	18%	16%	10%	2%								63%
PM Peak Hour	13:00	15:15	14:45	12:00	15:00	15:00								15:00
Volume	5	8	14	9	8	3								40

Directional Peak Periods	AM 7-9			NOON 12-2			PM 4-6			Off Peak Volumes		
All Classes	Volume	⟷	%	Volume	⟷	%	Volume	⟷	%	Volume	⟷	%
	38		12%	45		14%	36		11%	202		63%

Street Name	Direction	Percentiles					
		15th	50th	Average	85th	95th	ADT
S Lincoln St	Summary	17	24	24	31	35	321

Prepared by National Data & Surveying Services

SPEED

S Lincoln St Bet. W Oak St & W Alameda Ave

Day: Wednesday
Date: 1/19/2022

City: Burbank
Project #: CA22_020022_004n

North Bound

Time	< 15	15 - 19	20 - 24	25 - 29	30 - 34	35 - 39	40 - 44	45 - 49	50 - 54	55 - 59	60 - 64	65 - 69	70 +	Total
00:00 AM	0	0	1	0	0	0	0	0	0	0	0	0	0	1
01:00	0	0	1	0	0	0	0	0	0	0	0	0	0	1
02:00	0	0	0	0	0	0	0	0	0	0	0	0	0	0
03:00	0	0	0	0	0	0	0	0	0	0	0	0	0	0
04:00	0	0	1	0	0	0	0	0	0	0	0	0	0	1
05:00	0	0	1	0	0	0	0	0	0	0	0	0	0	1
06:00	0	1	1	2	0	0	0	0	0	0	0	0	0	4
07:00	1	1	4	1	1	1	0	0	0	0	0	0	0	9
08:00	1	1	2	4	1	0	0	0	0	0	0	0	0	9
09:00	0	3	5	4	1	0	0	0	0	0	0	0	0	13
10:00	1	2	3	1	2	0	0	0	0	0	0	0	0	9
11:00	2	3	1	2	4	0	0	0	0	0	0	0	0	12
12:00 PM	0	2	4	7	2	1	0	0	0	0	0	0	0	16
13:00	2	2	1	3	0	0	0	0	0	0	0	0	0	8
14:00	0	1	5	1	2	1	0	0	0	0	0	0	0	10
15:00	1	4	4	5	4	3	0	0	0	0	0	0	0	21
16:00	0	1	7	0	1	1	0	0	0	0	0	0	0	10
17:00	0	1	4	2	2	1	0	0	0	0	0	0	0	10
18:00	1	3	4	2	1	0	0	0	0	0	0	0	0	11
19:00	0	3	3	0	2	0	0	0	0	0	0	0	0	8
20:00	0	1	0	2	1	0	0	0	0	0	0	0	0	4
21:00	0	1	0	0	2	0	0	0	0	0	0	0	0	3
22:00	1	0	0	0	0	0	0	0	0	0	0	0	0	1
23:00	0	0	0	1	0	0	0	0	0	0	0	0	0	1
Totals	10	30	52	37	26	8								163
% of Totals	6%	18%	32%	23%	16%	5%								100%

AM Volumes	5	11	20	14	9	1	0	0	0	0	0	0	0	60
% AM	3%	7%	12%	9%	6%	1%								37%
AM Peak Hour	11:00	09:00	09:00	08:00	11:00	07:00								09:00
Volume	2	3	5	4	4	1								13
PM Volumes	5	19	32	23	17	7	0	0	0	0	0	0	0	103
% PM	3%	12%	20%	14%	10%	4%								63%
PM Peak Hour	13:00	15:00	16:00	12:00	15:00	15:00								15:00
Volume	2	4	7	7	4	3								21

Directional Peak Periods	AM 7-9			NOON 12-2			PM 4-6			Off Peak Volumes		
All Speeds	Volume		%	Volume		%	Volume		%	Volume		%
	18	↔	11%	24	↔	15%	20	↔	12%	101	↔	62%

Street Name	Direction	Percentiles					
		15th	50th	Average	85th	95th	ADT
S Lincoln St	North Bound	17	24	24	32	35	163
S Lincoln St	South Bound	16	24	23	30	34	158

Prepared by National Data & Surveying Services

SPEED

S Lincoln St Bet. W Oak St & W Alameda Ave

Day: Wednesday
Date: 1/19/2022

City: Burbank
Project #: CA22_020022_004s

South Bound

Time	< 15	15 - 19	20 - 24	25 - 29	30 - 34	35 - 39	40 - 44	45 - 49	50 - 54	55 - 59	60 - 64	65 - 69	70 +	Total
00:00 AM	0	0	0	0	0	0	0	0	0	0	0	0	0	0
01:00	0	0	1	0	0	0	0	0	0	0	0	0	0	1
02:00	0	0	0	0	0	0	0	0	0	0	0	0	0	0
03:00	0	0	0	0	0	0	0	0	0	0	0	0	0	0
04:00	0	0	0	0	0	0	0	0	0	0	0	0	0	0
05:00	0	0	1	0	0	0	0	0	0	0	0	0	0	1
06:00	1	0	1	2	0	0	0	0	0	0	0	0	0	4
07:00	1	2	3	3	0	0	0	0	0	0	0	0	0	9
08:00	1	3	0	5	2	0	0	0	0	0	0	0	0	11
09:00	1	3	3	3	0	0	0	0	0	0	0	0	0	10
10:00	3	2	6	3	0	1	0	0	0	0	0	0	0	15
11:00	0	2	2	1	1	2	0	0	0	0	0	0	0	8
12:00 PM	0	2	5	2	3	0	0	0	0	0	0	0	0	12
13:00	3	3	1	1	1	0	0	0	0	0	0	0	0	9
14:00	2	4	1	8	1	0	0	0	0	0	0	0	0	16
15:00	1	3	8	3	4	0	0	0	0	0	0	0	0	19
16:00	2	0	3	2	0	0	0	0	0	0	0	0	0	7
17:00	2	1	3	2	1	0	0	0	0	0	0	0	0	9
18:00	0	1	1	6	2	0	0	0	0	0	0	0	0	10
19:00	1	1	2	2	3	0	0	0	0	0	0	0	0	9
20:00	0	2	0	1	1	0	0	0	0	0	0	0	0	4
21:00	0	0	2	0	0	0	0	0	0	0	0	0	0	2
22:00	0	0	0	0	0	0	0	0	0	0	0	0	0	0
23:00	0	1	0	0	0	1	0	0	0	0	0	0	0	2
Totals	18	30	43	44	19	4								158
% of Totals	11%	19%	27%	28%	12%	3%								100%

AM Volumes	7	12	17	17	3	3	0	0	0	0	0	0	0	59
% AM	4%	8%	11%	11%	2%	2%								37%
AM Peak Hour	10:00	08:00	10:00	08:00	08:00	11:00								10:00
Volume	3	3	6	5	2	2								15
PM Volumes	11	18	26	27	16	1	0	0	0	0	0	0	0	99
% PM	7%	11%	16%	17%	10%	1%								63%
PM Peak Hour	13:00	14:00	15:00	14:00	15:00	23:00								15:00
Volume	3	4	8	8	4	1								19

Directional Peak Periods	AM 7-9			NOON 12-2			PM 4-6			Off Peak Volumes		
All Speeds	Volume		%	Volume		%	Volume		%	Volume		%
	20	↔	13%	21	↔	13%	16	↔	10%	101	↔	64%

Street Name	Direction	Percentiles					
		15th	50th	Average	85th	95th	ADT
S Lincoln St	North Bound	17	24	24	32	35	163
S Lincoln St	South Bound	16	24	23	30	34	158

Prepared by National Data & Surveying Services

SPEED

S Lincoln St Bet. W Oak St & W Alameda Ave

Day: Wednesday
Date: 1/19/2022

City: Burbank
Project #: CA22_020022_004

Summary

Time	< 15	15 - 19	20 - 24	25 - 29	30 - 34	35 - 39	40 - 44	45 - 49	50 - 54	55 - 59	60 - 64	65 - 69	70 +	Total
00:00 AM	0	0	1	0	0	0	0	0	0	0	0	0	0	1
01:00	0	0	2	0	0	0	0	0	0	0	0	0	0	2
02:00	0	0	0	0	0	0	0	0	0	0	0	0	0	0
03:00	0	0	0	0	0	0	0	0	0	0	0	0	0	0
04:00	0	0	1	0	0	0	0	0	0	0	0	0	0	1
05:00	0	0	2	0	0	0	0	0	0	0	0	0	0	2
06:00	1	1	2	4	0	0	0	0	0	0	0	0	0	8
07:00	2	3	7	4	1	1	0	0	0	0	0	0	0	18
08:00	2	4	2	9	3	0	0	0	0	0	0	0	0	20
09:00	1	6	8	7	1	0	0	0	0	0	0	0	0	23
10:00	4	4	9	4	2	1	0	0	0	0	0	0	0	24
11:00	2	5	3	3	5	2	0	0	0	0	0	0	0	20
12:00 PM	0	4	9	9	5	1	0	0	0	0	0	0	0	28
13:00	5	5	2	4	1	0	0	0	0	0	0	0	0	17
14:00	2	5	6	9	3	1	0	0	0	0	0	0	0	26
15:00	2	7	12	8	8	3	0	0	0	0	0	0	0	40
16:00	2	1	10	2	1	1	0	0	0	0	0	0	0	17
17:00	2	2	7	4	3	1	0	0	0	0	0	0	0	19
18:00	1	4	5	8	3	0	0	0	0	0	0	0	0	21
19:00	1	4	5	2	5	0	0	0	0	0	0	0	0	17
20:00	0	3	0	3	2	0	0	0	0	0	0	0	0	8
21:00	0	1	2	0	2	0	0	0	0	0	0	0	0	5
22:00	1	0	0	0	0	0	0	0	0	0	0	0	0	1
23:00	0	1	0	1	0	1	0	0	0	0	0	0	0	3
Totals	28	60	95	81	45	12								321
% of Totals	9%	19%	30%	25%	14%	4%								100%

AM Volumes	12	23	37	31	12	4	0	0	0	0	0	0	0	119
% AM	4%	7%	12%	10%	4%	1%								37%
AM Peak Hour	10:00	09:00	10:00	08:00	11:00	11:00								10:00
Volume	4	6	9	9	5	2								24
PM Volumes	16	37	58	50	33	8	0	0	0	0	0	0	0	202
% PM	5%	12%	18%	16%	10%	2%								63%
PM Peak Hour	13:00	15:00	15:00	12:00	15:00	15:00								15:00
Volume	5	7	12	9	8	3								40

Directional Peak Periods	AM 7-9			NOON 12-2			PM 4-6			Off Peak Volumes		
All Speeds	Volume		%	Volume		%	Volume		%	Volume		%
	38	↔	12%	45	↔	14%	36	↔	11%	202	↔	63%

Street Name	Direction	Percentiles					
		15th	50th	Average	85th	95th	ADT
S Lincoln St	Summary	17	24	24	31	35	321

Prepared by NDS/ATD

Prepared by National Data & Surveying Services

VOLUME

S Lincoln St Bet. W Oak St & W Alameda Ave

Day: Wednesday
Date: 1/19/2022

City: Burbank
Project #: CA22_020022_004

DAILY TOTALS	NB	SB	EB	WB	Total
	163	158	0	0	321

AM Period	NB		SB		EB	WB	TOTAL		PM Period	NB		SB		EB	WB	TOTAL	
00:00	0		0		0	0			12:00	4		3		0	0	7	
00:15	0		0		0	0			12:15	5		3		0	0	8	
00:30	0		0		0	0			12:30	5		2		0	0	7	
00:45	1	1	0		0	0	1	1	12:45	2	16	4	12	0	0	6	28
01:00	0		0		0	0			13:00	3		3		0	0	6	
01:15	1		0		0	0	1		13:15	2		2		0	0	4	
01:30	0		1		0	0	1		13:30	1		1		0	0	2	
01:45	0	1	0	1	0	0		2	13:45	2	8	3	9	0	0	5	17
02:00	0		0		0	0			14:00	2		6		0	0	8	
02:15	0		0		0	0			14:15	4		4		0	0	8	
02:30	0		0		0	0			14:30	0		2		0	0	2	
02:45	0		0		0	0			14:45	4	10	4	16	0	0	8	26
03:00	0		0		0	0			15:00	4		3		0	0	7	
03:15	0		0		0	0			15:15	5		5		0	0	10	
03:30	0		0		0	0			15:30	6		5		0	0	11	
03:45	0		0		0	0			15:45	6	21	6	19	0	0	12	40
04:00	0		0		0	0			16:00	3		1		0	0	4	
04:15	0		0		0	0			16:15	4		0		0	0	4	
04:30	1		0		0	0	1		16:30	1		3		0	0	4	
04:45	0	1	0		0	0		1	16:45	2	10	3	7	0	0	5	17
05:00	0		1		0	0	1		17:00	3		7		0	0	10	
05:15	1		0		0	0	1		17:15	2		1		0	0	3	
05:30	0		0		0	0			17:30	3		1		0	0	4	
05:45	0	1	0	1	0	0		2	17:45	2	10	0	9	0	0	2	19
06:00	1		1		0	0	2		18:00	5		1		0	0	6	
06:15	0		1		0	0	1		18:15	0		3		0	0	3	
06:30	1		1		0	0	2		18:30	4		2		0	0	6	
06:45	2	4	1	4	0	0	3	8	18:45	2	11	4	10	0	0	6	21
07:00	0		1		0	0	1		19:00	0		4		0	0	4	
07:15	2		2		0	0	4		19:15	2		3		0	0	5	
07:30	5		4		0	0	9		19:30	4		1		0	0	5	
07:45	2	9	2	9	0	0	4	18	19:45	2	8	1	9	0	0	3	17
08:00	0		3		0	0	3		20:00	2		0		0	0	2	
08:15	3		3		0	0	6		20:15	0		3		0	0	3	
08:30	1		4		0	0	5		20:30	2		0		0	0	2	
08:45	5	9	1	11	0	0	6	20	20:45	0	4	1	4	0	0	1	8
09:00	4		2		0	0	6		21:00	2		1		0	0	3	
09:15	3		2		0	0	5		21:15	0		1		0	0	1	
09:30	2		5		0	0	7		21:30	0		0		0	0		
09:45	4	13	1	10	0	0	5	23	21:45	1	3	0	2	0	0	1	5
10:00	2		3		0	0	5		22:00	1		0		0	0	1	
10:15	2		6		0	0	8		22:15	0		0		0	0		
10:30	2		2		0	0	4		22:30	0		0		0	0		
10:45	3	9	4	15	0	0	7	24	22:45	0	1	0		0	0		1
11:00	6		1		0	0	7		23:00	1		0		0	0	1	
11:15	2		4		0	0	6		23:15	0		0		0	0		
11:30	2		2		0	0	4		23:30	0		2		0	0	2	
11:45	2	12	1	8	0	0	3	20	23:45	0	1	0	2	0	0		3
TOTALS		60		59				119	TOTALS		103		99				202
SPLIT %		50.4%		49.6%				37.1%	SPLIT %		51.0%		49.0%				62.9%

DAILY TOTALS	NB	SB	EB	WB	Total
	163	158	0	0	321

AM Peak Hour	11:45	09:30			10:15	PM Peak Hour	15:00	15:00			15:00
AM Pk Volume	16	15			26	PM Pk Volume	21	19			40
Pk Hr Factor	0.800	0.625			0.813	Pk Hr Factor	0.875	0.792			0.833
7 - 9 Volume	18	20	0	0	38	4 - 6 Volume	20	16	0	0	36
7 - 9 Peak Hour	07:30	07:30			07:30	4 - 6 Peak Hour	16:00	16:30			16:15
7 - 9 Pk Volume	10	12	0	0	22	4 - 6 Pk Volume	10	14	0	0	23
Pk Hr Factor	0.500	0.750	0.000	0.000	0.611	Pk Hr Factor	0.625	0.500	0.000	0.000	0.575

Prepared by NDS/ATD

Project #: CA22_020022_004 **City:** Burbank

Location: S Lincoln St Bet. W Oak St & W Alameda Ave **Date:** 1/19/2022

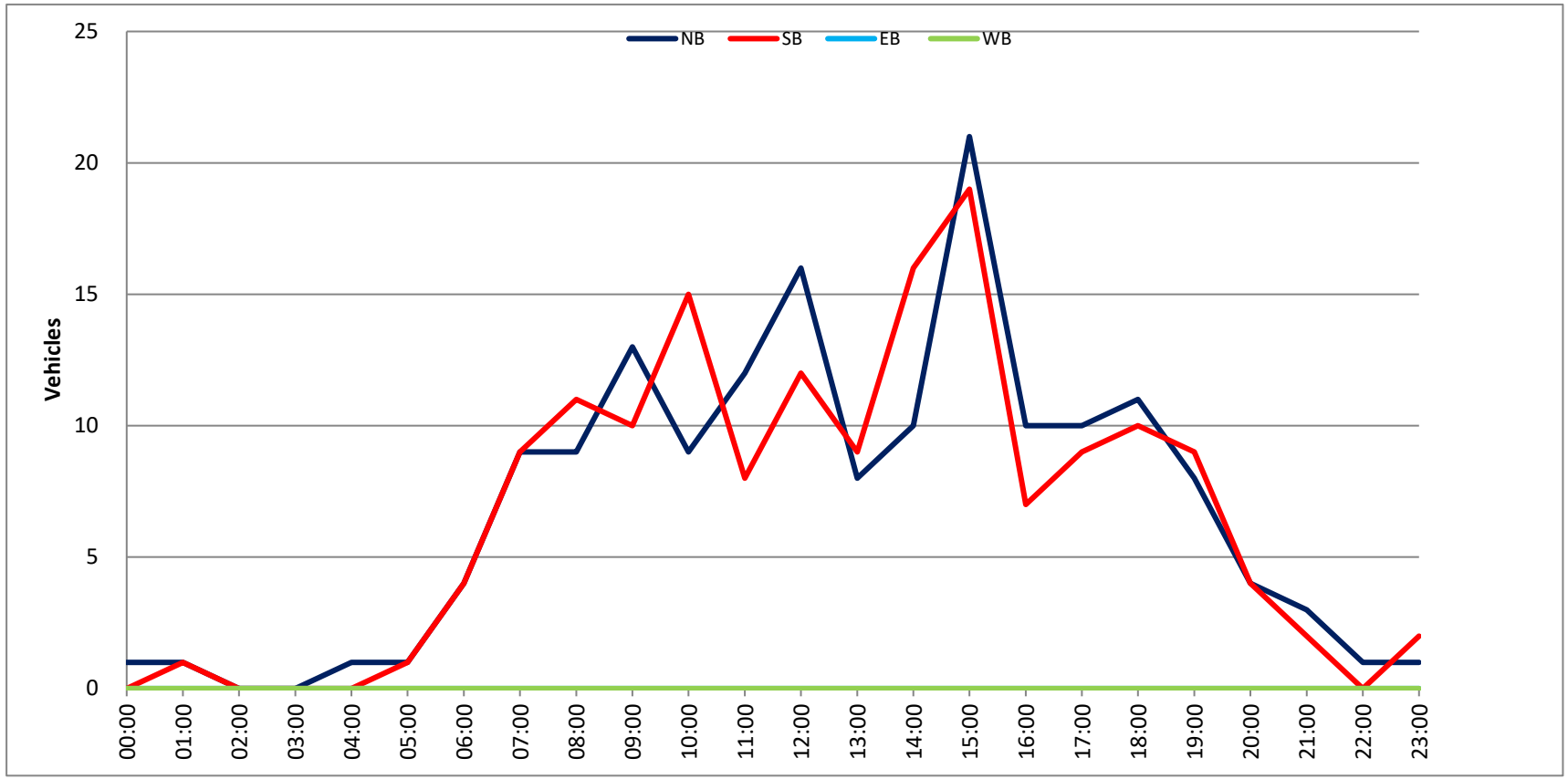

Prepared by National Data & Surveying Services

SPEED

S Lincoln St Bet. W Oak St & W Alameda Ave

Day: Thursday
Date: 1/20/2022

City: Burbank
Project #: CA22_020022_004n

North Bound

Time	< 15	15 - 19	20 - 24	25 - 29	30 - 34	35 - 39	40 - 44	45 - 49	50 - 54	55 - 59	60 - 64	65 - 69	70 +	Total
00:00 AM	0	0	0	0	0	0	0	0	0	0	0	0	0	0
00:15	0	0	0	0	1	0	0	0	0	0	0	0	0	1
00:30	0	0	0	0	0	0	0	0	0	0	0	0	0	0
00:45	0	0	0	0	0	0	0	0	0	0	0	0	0	0
01:00	0	0	0	0	0	0	0	0	0	0	0	0	0	0
01:15	0	0	0	0	0	0	0	0	0	0	0	0	0	0
01:30	0	1	0	1	0	0	0	0	0	0	0	0	0	2
01:45	0	0	0	0	0	0	0	0	0	0	0	0	0	0
02:00	0	0	0	0	0	0	0	0	0	0	0	0	0	0
02:15	0	0	0	0	0	0	0	0	0	0	0	0	0	0
02:30	0	0	0	0	0	0	0	0	0	0	0	0	0	0
02:45	0	0	0	0	0	0	0	0	0	0	0	0	0	0
03:00	0	0	0	0	0	0	0	0	0	0	0	0	0	0
03:15	0	0	0	0	0	0	0	0	0	0	0	0	0	0
03:30	0	0	0	0	0	0	0	0	0	0	0	0	0	0
03:45	0	0	0	0	0	0	0	0	0	0	0	0	0	0
04:00	0	0	0	0	0	0	0	0	0	0	0	0	0	0
04:15	1	0	0	0	0	0	0	0	0	0	0	0	0	1
04:30	0	0	0	0	0	0	0	0	0	0	0	0	0	0
04:45	0	0	0	0	0	0	0	0	0	0	0	0	0	0
05:00	0	0	0	0	0	0	0	0	0	0	0	0	0	0
05:15	1	0	0	0	0	0	0	0	0	0	0	0	0	1
05:30	0	0	0	0	0	1	0	0	0	0	0	0	0	1
05:45	0	0	0	0	0	0	0	0	0	0	0	0	0	0
06:00	0	1	0	0	0	0	0	0	0	0	0	0	0	1
06:15	0	0	0	0	0	0	0	0	0	0	0	0	0	0
06:30	0	0	0	0	0	0	0	0	0	0	0	0	0	0
06:45	0	0	0	0	0	0	0	0	0	0	0	0	0	0
07:00	0	0	0	0	0	0	0	0	0	0	0	0	0	0
07:15	0	0	0	0	1	0	0	0	0	0	0	0	0	1
07:30	0	1	0	2	0	1	0	0	0	0	0	0	0	4
07:45	0	1	2	3	2	0	0	0	0	0	0	0	0	8
08:00	0	0	1	0	1	0	0	0	0	0	0	0	0	2
08:15	1	0	0	1	1	0	0	0	0	0	0	0	0	3
08:30	0	0	0	1	2	0	0	0	0	0	0	0	0	3
08:45	0	0	0	2	1	0	0	0	0	0	0	0	0	3
09:00	0	0	2	1	1	1	0	0	0	0	0	0	0	5
09:15	1	0	2	0	0	1	0	0	0	0	0	0	0	4
09:30	1	0	0	0	1	0	0	0	0	0	0	0	0	2
09:45	0	1	0	4	0	1	0	0	0	0	0	0	0	6
10:00	0	1	1	0	1	0	0	0	0	0	0	0	0	3
10:15	2	0	1	1	0	0	0	0	0	0	0	0	0	4
10:30	0	0	1	3	0	0	0	0	0	0	0	0	0	4
10:45	0	0	0	0	0	0	0	0	0	0	0	0	0	0
11:00	0	1	0	0	0	0	0	0	0	0	0	0	0	1
11:15	0	0	0	3	0	0	0	0	0	0	0	0	0	3
11:30	0	0	0	0	0	0	0	0	0	0	0	0	0	0
11:45	0	0	1	2	0	0	0	0	0	0	0	0	0	3
12:00 PM	0	0	1	0	0	1	0	0	0	0	0	0	0	2
12:15	0	0	1	0	0	0	0	0	0	0	0	0	0	1
12:30	0	1	2	0	0	0	0	0	0	0	0	0	0	3
12:45	0	1	0	0	1	0	0	0	0	0	0	0	0	2
13:00	0	0	0	2	2	0	0	0	0	0	0	0	0	4
13:15	1	0	0	1	1	0	0	0	0	0	0	0	0	3
13:30	0	0	0	2	1	1	0	0	0	0	0	0	0	4
13:45	0	2	0	2	0	0	0	0	0	0	0	0	0	4
14:00	0	0	1	0	0	0	0	0	0	0	0	0	0	1
14:15	1	0	0	0	0	0	0	0	0	0	0	0	0	1
14:30	1	0	3	1	0	1	0	0	0	0	0	0	0	6
14:45	0	0	2	0	0	0	0	0	0	0	0	0	0	2
15:00	0	0	0	3	1	0	0	0	0	0	0	0	0	4
15:15	0	0	1	1	0	0	0	0	0	0	0	0	0	2
15:30	0	0	2	0	0	1	0	0	0	0	0	0	0	3
15:45	0	0	2	1	1	0	0	0	0	0	0	0	0	4
16:00	0	0	2	1	0	0	0	0	0	0	0	0	0	3
16:15	2	0	1	0	0	0	0	0	0	0	0	0	0	3
16:30	0	1	2	0	0	0	0	0	0	0	0	0	0	3
16:45	0	0	1	2	2	0	0	0	0	0	0	0	0	5
17:00	0	0	1	0	0	0	0	0	0	0	0	0	0	1
17:15	0	0	2	0	0	0	0	0	0	0	0	0	0	2
17:30	0	0	3	4	0	0	0	0	0	0	0	0	0	7
17:45	0	0	2	1	0	0	0	0	0	0	0	0	0	3
18:00	0	0	3	2	1	0	0	0	0	0	0	0	0	6
18:15	0	1	0	0	0	1	0	0	0	0	0	0	0	2
18:30	0	0	1	1	1	0	0	0	0	0	0	0	0	3
18:45	0	0	1	0	1	0	0	0	0	0	0	0	0	2
19:00	0	0	0	0	0	0	0	0	0	0	0	0	0	0
19:15	0	0	1	0	0	0	0	0	0	0	0	0	0	1
19:30	0	0	0	0	0	0	0	0	0	0	0	0	0	0
19:45	0	0	1	0	0	0	0	0	0	0	0	0	0	1
20:00	0	0	1	1	0	0	0	0	0	0	0	0	0	2
20:15	0	0	0	0	0	1	0	0	0	0	0	0	0	1
20:30	0	0	0	0	0	0	0	0	0	0	0	0	0	0
20:45	0	1	0	0	0	0	0	0	0	0	0	0	0	1
21:00	0	1	0	0	1	0	0	0	0	0	0	0	0	2
21:15	0	0	0	1	1	0	0	0	0	0	0	0	0	2
21:30	0	0	0	0	0	0	0	0	0	0	0	0	0	0
21:45	0	1	0	0	0	0	0	0	0	0	0	0	0	1
22:00	0	0	0	0	0	0	0	0	0	0	0	0	0	0
22:15	0	0	0	1	0	0	0	0	0	0	0	0	0	1
22:30	0	0	0	1	0	0	0	0	0	0	0	0	0	1
22:45	0	0	0	0	0	0	0	0	0	0	0	0	0	0
23:00	0	1	0	1	0	0	0	0	0	0	0	0	0	2
23:15	0	0	0	1	0	0	0	0	0	0	0	0	0	1
23:30	0	0	0	0	0	0	0	0	0	0	0	0	0	0
23:45	0	0	0	0	0	0	0	0	0	0	0	0	0	0
Totals	12	17	48	54	26	11								168
% of Totals	7%	10%	29%	32%	15%	7%								100%

AM Volumes	7	7	11	24	12	5	0	0	0	0	0	0	0	66
% AM	4%	4%	7%	14%	7%	3%								39%
AM Peak Hour	09:30	07:00	11:45	09:45	07:45	09:00								07:30
Volume	3	2	5	8	6	3								17
PM Volumes	5	10	37	30	14	6	0	0	0	0	0	0	0	102
% PM	3%	6%	22%	18%	8%	4%								61%
PM Peak Hour	13:45	12:00	17:15	13:00	12:45	12:00								17:15
Volume	2	2	10	7	5	1								18

Directional Peak Periods	AM 7-9			NOON 12-2			PM 4-6			Off Peak Volumes		
All Classes	Volume	⟷	%	Volume	⟷	%	Volume	⟷	%	Volume	⟷	%
	24		14%	23		14%	27		16%	94		56%

Street Name	Direction	Percentiles					
		15th	50th	Average	85th	95th	ADT
S Lincoln St	North Bound	19	26	25	32	36	168
S Lincoln St	South Bound	15	24	23	30	34	190

Prepared by National Data & Surveying Services

SPEED

S Lincoln St Bet. W Oak St & W Alameda Ave

Day: Thursday
Date: 1/20/2022

City: Burbank
Project #: CA22_020022_004s

South Bound

Time	< 15	15 - 19	20 - 24	25 - 29	30 - 34	35 - 39	40 - 44	45 - 49	50 - 54	55 - 59	60 - 64	65 - 69	70 +	Total
00:00 AM	0	0	0	0	0	0	0	0	0	0	0	0	0	0
00:15	0	0	0	0	0	0	0	0	0	0	0	0	0	0
00:30	0	0	0	0	0	0	0	0	0	0	0	0	0	0
00:45	0	0	0	0	0	0	0	0	0	0	0	0	0	0
01:00	0	0	0	0	0	0	0	0	0	0	0	0	0	0
01:15	0	0	0	0	0	0	0	0	0	0	0	0	0	0
01:30	0	0	0	0	0	0	0	0	0	0	0	0	0	0
01:45	0	0	1	0	0	0	0	0	0	0	0	0	0	1
02:00	0	0	0	0	0	0	0	0	0	0	0	0	0	0
02:15	0	0	0	0	0	0	0	0	0	0	0	0	0	0
02:30	0	0	0	0	0	0	0	0	0	0	0	0	0	0
02:45	0	0	0	0	0	0	0	0	0	0	0	0	0	0
03:00	0	0	0	0	0	0	0	0	0	0	0	0	0	0
03:15	0	0	0	0	0	0	0	0	0	0	0	0	0	0
03:30	0	0	0	0	0	0	0	0	0	0	0	0	0	0
03:45	0	0	0	0	0	0	0	0	0	0	0	0	0	0
04:00	0	0	0	0	0	0	0	0	0	0	0	0	0	0
04:15	0	0	0	0	0	0	0	0	0	0	0	0	0	0
04:30	0	0	0	0	0	0	0	0	0	0	0	0	0	0
04:45	1	0	0	0	0	0	0	0	0	0	0	0	0	1
05:00	0	0	0	0	0	0	0	0	0	0	0	0	0	0
05:15	0	0	0	0	0	0	0	0	0	0	0	0	0	0
05:30	0	0	0	0	0	0	0	0	0	0	0	0	0	0
05:45	0	0	0	0	0	0	0	0	0	0	0	0	0	0
06:00	0	0	0	0	0	0	0	0	0	0	0	0	0	0
06:15	0	0	1	0	0	0	0	0	0	0	0	0	0	1
06:30	0	0	0	0	0	0	0	0	0	0	0	0	0	0
06:45	0	0	0	0	1	0	0	0	0	0	0	0	0	1
07:00	1	1	0	1	0	0	0	0	0	0	0	0	0	3
07:15	0	0	2	0	0	0	0	0	0	0	0	0	0	2
07:30	0	1	0	0	2	0	0	0	0	0	0	0	0	3
07:45	2	2	0	2	0	0	0	0	0	0	0	0	0	6
08:00	2	0	2	3	0	0	0	0	0	0	0	0	0	7
08:15	1	2	1	1	0	1	0	0	0	0	0	0	0	6
08:30	1	0	0	0	1	0	0	0	0	0	0	0	0	2
08:45	0	0	1	1	0	0	0	0	0	0	0	0	0	2
09:00	1	1	0	1	0	0	0	0	0	0	0	0	0	3
09:15	0	0	1	0	1	0	0	0	0	0	0	0	0	2
09:30	0	1	0	2	0	0	0	0	0	0	0	0	0	3
09:45	2	1	2	0	2	1	0	0	0	0	0	0	0	8
10:00	1	0	2	2	0	0	0	0	0	0	0	0	0	5
10:15	1	1	0	3	0	0	0	0	0	0	0	0	0	5
10:30	1	1	0	1	0	0	0	0	0	0	0	0	0	3
10:45	0	0	0	1	0	0	0	0	0	0	0	0	0	1
11:00	0	1	1	0	1	0	0	0	0	0	0	0	0	3
11:15	0	0	0	0	0	0	0	0	0	0	0	0	0	0
11:30	1	0	0	0	1	0	0	0	0	0	0	0	0	2
11:45	2	2	1	0	0	1	0	0	0	0	0	0	0	6
12:00 PM	0	1	0	0	0	2	0	0	0	0	0	0	0	3
12:15	0	0	1	2	0	0	0	0	0	0	0	0	0	3
12:30	1	0	4	2	0	0	0	0	0	0	0	0	0	7
12:45	0	0	1	0	2	0	0	0	0	0	0	0	0	3
13:00	1	0	2	2	2	0	0	0	0	0	0	0	0	7
13:15	0	0	0	0	0	0	0	0	0	0	0	0	0	0
13:30	0	0	1	1	0	0	0	0	0	0	0	0	0	2
13:45	0	0	1	0	0	0	0	0	0	0	0	0	0	1
14:00	2	0	1	1	0	0	0	0	0	0	0	0	0	4
14:15	0	0	0	0	0	0	0	0	0	0	0	0	0	0
14:30	0	0	0	1	1	0	0	0	0	0	0	0	0	2
14:45	1	1	5	1	0	0	0	0	0	0	0	0	0	8
15:00	1	0	0	2	1	0	0	0	0	0	0	0	0	4
15:15	0	1	0	4	1	0	0	0	0	0	0	0	0	6
15:30	1	0	0	0	0	0	0	0	0	0	0	0	0	1
15:45	2	1	2	0	0	0	0	0	0	0	0	0	0	5
16:00	1	0	1	2	0	0	0	0	0	0	0	0	0	4
16:15	0	3	3	0	0	0	0	0	0	0	0	0	0	6
16:30	0	1	0	0	0	0	0	0	0	0	0	0	0	1
16:45	0	0	0	1	1	0	0	0	0	0	0	0	0	2
17:00	0	1	1	2	2	1	0	0	0	0	0	0	0	7
17:15	1	1	2	1	0	0	0	0	0	0	0	0	0	5
17:30	0	1	4	2	0	0	0	0	0	0	0	0	0	7
17:45	0	0	0	1	0	0	0	0	0	0	0	0	0	1
18:00	0	0	1	1	0	0	0	0	0	0	0	0	0	2
18:15	0	0	0	1	2	0	0	0	0	0	0	0	0	3
18:30	0	1	0	0	0	0	0	0	0	0	0	0	0	1
18:45	0	0	0	1	0	0	0	0	0	0	0	0	0	1
19:00	0	0	0	1	0	0	0	0	0	0	0	0	0	1
19:15	0	0	0	1	0	0	0	0	0	0	0	0	0	1
19:30	0	0	1	1	0	0	0	0	0	0	0	0	0	2
19:45	0	0	0	0	1	0	0	0	0	0	0	0	0	1
20:00	0	1	0	1	0	0	0	0	0	0	0	0	0	2
20:15	0	0	0	0	0	0	0	0	0	0	0	0	0	0
20:30	0	1	0	0	0	0	0	0	0	0	0	0	0	1
20:45	0	1	0	0	0	0	0	0	0	0	0	0	0	1
21:00	1	1	0	0	0	0	0	0	0	0	0	0	0	2
21:15	0	0	0	0	1	0	0	0	0	0	0	0	0	1
21:30	0	0	0	0	0	0	0	0	0	0	0	0	0	0
21:45	0	0	0	0	0	0	0	0	0	0	0	0	0	0
22:00	0	1	1	1	0	0	0	0	0	0	0	0	0	3
22:15	0	0	0	0	0	0	0	0	0	0	0	0	0	0
22:30	0	1	0	0	0	0	0	0	0	0	0	0	0	1
22:45	0	0	0	0	0	0	0	0	0	0	0	0	0	0
23:00	0	0	1	0	0	0	0	0	0	0	0	0	0	1
23:15	0	0	0	0	0	0	0	0	0	0	0	0	0	0
23:30	0	0	0	0	0	0	0	0	0	0	0	0	0	0
23:45	0	0	0	0	1	0	0	0	0	0	0	0	0	1
Totals	29	32	48	51	24	6								190
% of Totals	15%	17%	25%	27%	13%	3%								100%

AM Volumes	17	14	15	18	9	3	0	0	0	0	0	0	0	76
% AM	9%	7%	8%	9%	5%	2%								40%
AM Peak Hour	07:45	07:30	11:45	09:30	06:45	11:15								07:30
Volume	6	5	6	7	3	3								22
PM Volumes	12	18	33	33	15	3	0	0	0	0	0	0	0	114
% PM	6%	9%	17%	17%	8%	2%								60%
PM Peak Hour	15:00	15:45	12:15	14:30	12:15	12:00								16:45
Volume	4	5	8	8	4	2								21

Directional Peak Periods	AM 7-9	NOON 12-2	PM 4-6	Off Peak Volumes
All Classes	Volume 31 ⟷ % 16%	Volume 26 ⟷ % 14%	Volume 33 ⟷ % 17%	Volume 100 ⟷ % 53%

Street Name	Direction	Percentiles					
		15th	50th	Average	85th	95th	ADT
S Lincoln St	North Bound	19	26	25	32	36	168
S Lincoln St	South Bound	15	24	23	30	34	190

Prepared by National Data & Surveying Services

SPEED

S Lincoln St Bet. W Oak St & W Alameda Ave

Day: Thursday
Date: 1/20/2022

City: Burbank
Project #: CA22_020022_004

Summary

Time	< 15	15 - 19	20 - 24	25 - 29	30 - 34	35 - 39	40 - 44	45 - 49	50 - 54	55 - 59	60 - 64	65 - 69	70 +	Total
00:00 AM	0	0	0	0	0	0	0	0	0	0	0	0	0	0
00:15	0	0	0	0	1	0	0	0	0	0	0	0	0	1
00:30	0	0	0	0	0	0	0	0	0	0	0	0	0	0
00:45	0	0	0	0	0	0	0	0	0	0	0	0	0	0
01:00	0	0	0	0	0	0	0	0	0	0	0	0	0	0
01:15	0	0	0	0	0	0	0	0	0	0	0	0	0	0
01:30	0	1	0	1	0	0	0	0	0	0	0	0	0	2
01:45	0	0	1	0	0	0	0	0	0	0	0	0	0	1
02:00	0	0	0	0	0	0	0	0	0	0	0	0	0	0
02:15	0	0	0	0	0	0	0	0	0	0	0	0	0	0
02:30	0	0	0	0	0	0	0	0	0	0	0	0	0	0
02:45	0	0	0	0	0	0	0	0	0	0	0	0	0	0
03:00	0	0	0	0	0	0	0	0	0	0	0	0	0	0
03:15	0	0	0	0	0	0	0	0	0	0	0	0	0	0
03:30	0	0	0	0	0	0	0	0	0	0	0	0	0	0
03:45	0	0	0	0	0	0	0	0	0	0	0	0	0	0
04:00	0	0	0	0	0	0	0	0	0	0	0	0	0	0
04:15	1	0	0	0	0	0	0	0	0	0	0	0	0	1
04:30	0	0	0	0	0	0	0	0	0	0	0	0	0	0
04:45	1	0	0	0	0	0	0	0	0	0	0	0	0	1
05:00	0	0	0	0	0	0	0	0	0	0	0	0	0	0
05:15	1	0	0	0	0	0	0	0	0	0	0	0	0	1
05:30	0	0	0	0	0	1	0	0	0	0	0	0	0	1
05:45	0	0	0	0	0	0	0	0	0	0	0	0	0	0
06:00	0	1	0	0	0	0	0	0	0	0	0	0	0	1
06:15	0	0	1	0	0	0	0	0	0	0	0	0	0	1
06:30	0	0	0	0	0	0	0	0	0	0	0	0	0	0
06:45	0	0	0	0	1	0	0	0	0	0	0	0	0	1
07:00	1	1	0	1	0	0	0	0	0	0	0	0	0	3
07:15	0	0	2	0	1	0	0	0	0	0	0	0	0	3
07:30	0	2	0	2	2	1	0	0	0	0	0	0	0	7
07:45	2	3	2	5	2	0	0	0	0	0	0	0	0	14
08:00	2	0	3	3	1	0	0	0	0	0	0	0	0	9
08:15	2	2	1	2	1	1	0	0	0	0	0	0	0	9
08:30	1	0	0	1	3	0	0	0	0	0	0	0	0	5
08:45	0	0	1	3	1	0	0	0	0	0	0	0	0	5
09:00	1	1	2	2	1	1	0	0	0	0	0	0	0	8
09:15	1	0	3	0	1	1	0	0	0	0	0	0	0	6
09:30	1	1	0	2	1	0	0	0	0	0	0	0	0	5
09:45	2	2	2	4	2	2	0	0	0	0	0	0	0	14
10:00	1	1	3	2	1	0	0	0	0	0	0	0	0	8
10:15	3	1	1	4	0	0	0	0	0	0	0	0	0	9
10:30	1	1	1	4	0	0	0	0	0	0	0	0	0	7
10:45	0	0	0	1	0	0	0	0	0	0	0	0	0	1
11:00	0	2	1	0	1	0	0	0	0	0	0	0	0	4
11:15	0	0	0	3	0	0	0	0	0	0	0	0	0	3
11:30	1	0	0	0	1	0	0	0	0	0	0	0	0	2
11:45	2	2	2	2	0	1	0	0	0	0	0	0	0	9
12:00 PM	0	1	1	0	0	3	0	0	0	0	0	0	0	5
12:15	0	0	2	2	0	0	0	0	0	0	0	0	0	4
12:30	1	1	6	2	0	0	0	0	0	0	0	0	0	10
12:45	0	1	1	0	3	0	0	0	0	0	0	0	0	5
13:00	1	0	2	4	4	0	0	0	0	0	0	0	0	11
13:15	1	0	0	1	1	0	0	0	0	0	0	0	0	3
13:30	0	0	1	3	1	1	0	0	0	0	0	0	0	6
13:45	0	2	1	2	0	0	0	0	0	0	0	0	0	5
14:00	2	0	2	1	0	0	0	0	0	0	0	0	0	5
14:15	1	0	0	0	0	0	0	0	0	0	0	0	0	1
14:30	1	0	3	2	1	1	0	0	0	0	0	0	0	8
14:45	1	1	7	1	0	0	0	0	0	0	0	0	0	10
15:00	1	0	0	5	2	0	0	0	0	0	0	0	0	8
15:15	0	1	1	5	1	0	0	0	0	0	0	0	0	8
15:30	1	0	2	0	0	1	0	0	0	0	0	0	0	4
15:45	2	1	4	1	1	0	0	0	0	0	0	0	0	9
16:00	1	0	3	3	0	0	0	0	0	0	0	0	0	7
16:15	2	3	4	0	0	0	0	0	0	0	0	0	0	9
16:30	0	2	2	0	0	0	0	0	0	0	0	0	0	4
16:45	0	0	1	3	3	0	0	0	0	0	0	0	0	7
17:00	0	1	2	2	2	1	0	0	0	0	0	0	0	8
17:15	1	1	4	1	0	0	0	0	0	0	0	0	0	7
17:30	0	1	7	6	0	0	0	0	0	0	0	0	0	14
17:45	0	0	2	2	0	0	0	0	0	0	0	0	0	4
18:00	0	0	4	3	1	0	0	0	0	0	0	0	0	8
18:15	0	1	0	1	2	1	0	0	0	0	0	0	0	5
18:30	0	1	1	1	1	0	0	0	0	0	0	0	0	4
18:45	0	0	1	1	1	0	0	0	0	0	0	0	0	3
19:00	0	0	0	1	0	0	0	0	0	0	0	0	0	1
19:15	0	0	1	1	0	0	0	0	0	0	0	0	0	2
19:30	0	0	1	1	0	0	0	0	0	0	0	0	0	2
19:45	0	0	1	0	1	0	0	0	0	0	0	0	0	2
20:00	0	1	1	2	0	0	0	0	0	0	0	0	0	4
20:15	0	0	0	0	0	1	0	0	0	0	0	0	0	1
20:30	0	1	0	0	0	0	0	0	0	0	0	0	0	1
20:45	0	2	0	0	0	0	0	0	0	0	0	0	0	2
21:00	1	2	0	0	1	0	0	0	0	0	0	0	0	4
21:15	0	0	0	1	2	0	0	0	0	0	0	0	0	3
21:30	0	0	0	0	0	0	0	0	0	0	0	0	0	0
21:45	0	1	0	0	0	0	0	0	0	0	0	0	0	1
22:00	0	1	1	1	0	0	0	0	0	0	0	0	0	3
22:15	0	0	0	1	0	0	0	0	0	0	0	0	0	1
22:30	0	1	0	1	0	0	0	0	0	0	0	0	0	2
22:45	0	0	0	0	0	0	0	0	0	0	0	0	0	0
23:00	0	1	1	1	0	0	0	0	0	0	0	0	0	3
23:15	0	0	0	1	0	0	0	0	0	0	0	0	0	1
23:30	0	0	0	0	0	0	0	0	0	0	0	0	0	0
23:45	0	0	0	0	1	0	0	0	0	0	0	0	0	1
Totals	41	49	96	105	50	17								358
% of Totals	11%	14%	27%	29%	14%	5%								100%

AM Volumes	24	21	26	42	21	8	0	0	0	0	0	0	0	142
% AM	7%	6%	7%	12%	6%	2%								40%
AM Peak Hour	07:45	07:30	11:45	09:45	07:45	09:00								07:30
Volume	7	7	11	14	7	4								39
PM Volumes	17	28	70	63	29	9	0	0	0	0	0	0	0	216
% PM	5%	8%	20%	18%	8%	3%								60%
PM Peak Hour	15:30	15:45	17:15	14:30	12:45	12:00								16:45
Volume	6	6	17	13	9	3								36

Directional Peak Periods	AM 7-9			NOON 12-2			PM 4-6			Off Peak Volumes		
All Classes	Volume	⟷	%	Volume	⟷	%	Volume	⟷	%	Volume	⟷	%
	55	⟷	15%	49	⟷	14%	60	⟷	17%	194	⟷	54%

Street Name	Direction	Percentiles					
		15th	50th	Average	85th	95th	ADT
S Lincoln St	Summary	16	25	24	31	35	358

Prepared by National Data & Surveying Services

SPEED

S Lincoln St Bet. W Oak St & W Alameda Ave

Day: Thursday
Date: 1/20/2022

City: Burbank
Project #: CA22_020022_004n

North Bound

Time	< 15	15 - 19	20 - 24	25 - 29	30 - 34	35 - 39	40 - 44	45 - 49	50 - 54	55 - 59	60 - 64	65 - 69	70 +	Total
00:00 AM	0	0	0	0	1	0	0	0	0	0	0	0	0	1
01:00	0	1	0	1	0	0	0	0	0	0	0	0	0	2
02:00	0	0	0	0	0	0	0	0	0	0	0	0	0	0
03:00	0	0	0	0	0	0	0	0	0	0	0	0	0	0
04:00	1	0	0	0	0	0	0	0	0	0	0	0	0	1
05:00	1	0	0	0	0	1	0	0	0	0	0	0	0	2
06:00	0	1	0	0	0	0	0	0	0	0	0	0	0	1
07:00	0	2	2	5	3	1	0	0	0	0	0	0	0	13
08:00	1	0	1	4	5	0	0	0	0	0	0	0	0	11
09:00	2	1	4	5	2	3	0	0	0	0	0	0	0	17
10:00	2	1	3	4	1	0	0	0	0	0	0	0	0	11
11:00	0	1	1	5	0	0	0	0	0	0	0	0	0	7
12:00 PM	0	2	4	0	1	1	0	0	0	0	0	0	0	8
13:00	1	2	0	7	4	1	0	0	0	0	0	0	0	15
14:00	2	0	6	1	0	1	0	0	0	0	0	0	0	10
15:00	0	0	5	5	2	1	0	0	0	0	0	0	0	13
16:00	2	1	6	3	2	0	0	0	0	0	0	0	0	14
17:00	0	0	8	5	0	0	0	0	0	0	0	0	0	13
18:00	0	1	5	3	3	1	0	0	0	0	0	0	0	13
19:00	0	0	2	0	0	0	0	0	0	0	0	0	0	2
20:00	0	1	1	1	0	1	0	0	0	0	0	0	0	4
21:00	0	2	0	1	2	0	0	0	0	0	0	0	0	5
22:00	0	0	0	2	0	0	0	0	0	0	0	0	0	2
23:00	0	1	0	2	0	0	0	0	0	0	0	0	0	3
Totals	12	17	48	54	26	11								168
% of Totals	7%	10%	29%	32%	15%	7%								100%

AM Volumes	7	7	11	24	12	5	0	0	0	0	0	0	0	66
% AM	4%	4%	7%	14%	7%	3%								39%
AM Peak Hour	09:00	07:00	09:00	07:00	08:00	09:00								09:00
Volume	2	2	4	5	5	3								17
PM Volumes	5	10	37	30	14	6	0	0	0	0	0	0	0	102
% PM	3%	6%	22%	18%	8%	4%								61%
PM Peak Hour	14:00	12:00	17:00	13:00	13:00	12:00								13:00
Volume	2	2	8	7	4	1								15

Directional Peak Periods	AM 7-9			NOON 12-2			PM 4-6			Off Peak Volumes		
All Speeds	Volume		%	Volume		%	Volume		%	Volume		%
	24	↔	14%	23	↔	14%	27	↔	16%	94	↔	56%

Street Name	Direction	Percentiles					
		15th	50th	Average	85th	95th	ADT
S Lincoln St	North Bound	19	26	25	32	36	168
S Lincoln St	South Bound	15	24	23	30	34	190

Prepared by National Data & Surveying Services

SPEED

S Lincoln St Bet. W Oak St & W Alameda Ave

Day: Thursday
Date: 1/20/2022

City: Burbank
Project #: CA22_020022_004s

South Bound

Time	< 15	15 - 19	20 - 24	25 - 29	30 - 34	35 - 39	40 - 44	45 - 49	50 - 54	55 - 59	60 - 64	65 - 69	70 +	Total
00:00 AM	0	0	0	0	0	0	0	0	0	0	0	0	0	0
01:00	0	0	1	0	0	0	0	0	0	0	0	0	0	1
02:00	0	0	0	0	0	0	0	0	0	0	0	0	0	0
03:00	0	0	0	0	0	0	0	0	0	0	0	0	0	0
04:00	1	0	0	0	0	0	0	0	0	0	0	0	0	1
05:00	0	0	0	0	0	0	0	0	0	0	0	0	0	0
06:00	0	0	1	0	1	0	0	0	0	0	0	0	0	2
07:00	3	4	2	3	2	0	0	0	0	0	0	0	0	14
08:00	4	2	4	5	1	1	0	0	0	0	0	0	0	17
09:00	3	3	3	3	3	1	0	0	0	0	0	0	0	16
10:00	3	2	2	7	0	0	0	0	0	0	0	0	0	14
11:00	3	3	2	0	2	1	0	0	0	0	0	0	0	11
12:00 PM	1	1	6	4	2	2	0	0	0	0	0	0	0	16
13:00	1	0	4	3	2	0	0	0	0	0	0	0	0	10
14:00	3	1	6	3	1	0	0	0	0	0	0	0	0	14
15:00	4	2	2	6	2	0	0	0	0	0	0	0	0	16
16:00	1	4	4	3	1	0	0	0	0	0	0	0	0	13
17:00	1	3	7	6	2	1	0	0	0	0	0	0	0	20
18:00	0	1	1	3	2	0	0	0	0	0	0	0	0	7
19:00	0	0	1	3	1	0	0	0	0	0	0	0	0	5
20:00	0	3	0	1	0	0	0	0	0	0	0	0	0	4
21:00	1	1	0	0	1	0	0	0	0	0	0	0	0	3
22:00	0	2	1	1	0	0	0	0	0	0	0	0	0	4
23:00	0	0	1	0	1	0	0	0	0	0	0	0	0	2
Totals	29	32	48	51	24	6								190
% of Totals	15%	17%	25%	27%	13%	3%								100%

AM Volumes	17	14	15	18	9	3	0	0	0	0	0	0	0	76
% AM	9%	7%	8%	9%	5%	2%								40%
AM Peak Hour	08:00	07:00	08:00	10:00	09:00	08:00								08:00
Volume	4	4	4	7	3	1								17
PM Volumes	12	18	33	33	15	3	0	0	0	0	0	0	0	114
% PM	6%	9%	17%	17%	8%	2%								60%
PM Peak Hour	15:00	16:00	17:00	15:00	12:00	12:00								17:00
Volume	4	4	7	6	2	2								20

Directional Peak Periods	AM 7-9			NOON 12-2			PM 4-6			Off Peak Volumes		
All Speeds	Volume		%	Volume		%	Volume		%	Volume		%
	31	↔	16%	26	↔	14%	33	↔	17%	100	↔	53%

Street Name	Direction	Percentiles					
		15th	50th	Average	85th	95th	ADT
S Lincoln St	North Bound	19	26	25	32	36	168
S Lincoln St	South Bound	15	24	23	30	34	190

Prepared by National Data & Surveying Services

SPEED

S Lincoln St Bet. W Oak St & W Alameda Ave

Day: Thursday
Date: 1/20/2022

City: Burbank
Project #: CA22_020022_004

Summary

Time	< 15	15 - 19	20 - 24	25 - 29	30 - 34	35 - 39	40 - 44	45 - 49	50 - 54	55 - 59	60 - 64	65 - 69	70 +	Total
00:00 AM	0	0	0	0	1	0	0	0	0	0	0	0	0	1
01:00	0	1	1	1	0	0	0	0	0	0	0	0	0	3
02:00	0	0	0	0	0	0	0	0	0	0	0	0	0	0
03:00	0	0	0	0	0	0	0	0	0	0	0	0	0	0
04:00	2	0	0	0	0	0	0	0	0	0	0	0	0	2
05:00	1	0	0	0	0	1	0	0	0	0	0	0	0	2
06:00	0	1	1	0	1	0	0	0	0	0	0	0	0	3
07:00	3	6	4	8	5	1	0	0	0	0	0	0	0	27
08:00	5	2	5	9	6	1	0	0	0	0	0	0	0	28
09:00	5	4	7	8	5	4	0	0	0	0	0	0	0	33
10:00	5	3	5	11	1	0	0	0	0	0	0	0	0	25
11:00	3	4	3	5	2	1	0	0	0	0	0	0	0	18
12:00 PM	1	3	10	4	3	3	0	0	0	0	0	0	0	24
13:00	2	2	4	10	6	1	0	0	0	0	0	0	0	25
14:00	5	1	12	4	1	1	0	0	0	0	0	0	0	24
15:00	4	2	7	11	4	1	0	0	0	0	0	0	0	29
16:00	3	5	10	6	3	0	0	0	0	0	0	0	0	27
17:00	1	3	15	11	2	1	0	0	0	0	0	0	0	33
18:00	0	2	6	6	5	1	0	0	0	0	0	0	0	20
19:00	0	0	3	3	1	0	0	0	0	0	0	0	0	7
20:00	0	4	1	2	0	1	0	0	0	0	0	0	0	8
21:00	1	3	0	1	3	0	0	0	0	0	0	0	0	8
22:00	0	2	1	3	0	0	0	0	0	0	0	0	0	6
23:00	0	1	1	2	1	0	0	0	0	0	0	0	0	5
Totals	41	49	96	105	50	17								358
% of Totals	11%	14%	27%	29%	14%	5%								100%

AM Volumes	24	21	26	42	21	8	0	0	0	0	0	0	0	142
% AM	7%	6%	7%	12%	6%	2%								40%
AM Peak Hour	08:00	07:00	09:00	10:00	08:00	09:00								09:00
Volume	5	6	7	11	6	4								33
PM Volumes	17	28	70	63	29	9	0	0	0	0	0	0	0	216
% PM	5%	8%	20%	18%	8%	3%								60%
PM Peak Hour	14:00	16:00	17:00	15:00	13:00	12:00								17:00
Volume	5	5	15	11	6	3								33

Directional Peak Periods	AM 7-9			NOON 12-2			PM 4-6			Off Peak Volumes		
All Speeds	Volume		%	Volume		%	Volume		%	Volume		%
	55	↔	15%	49	↔	14%	60	↔	17%	194	↔	54%

Street Name	Direction	Percentiles					
		15th	50th	Average	85th	95th	ADT
S Lincoln St	Summary	16	25	24	31	35	358

Prepared by NDS/ATD

Prepared by National Data & Surveying Services

VOLUME

S Lincoln St Bet. W Oak St & W Alameda Ave

Day: Thursday
Date: 1/20/2022

City: Burbank
Project #: CA22_020022_004

DAILY TOTALS	NB	SB	EB	WB	Total
	168	190	0	0	358

AM Period	NB		SB		EB	WB	TOTAL		PM Period	NB		SB		EB	WB	TOTAL	
00:00	0		0		0	0			12:00	2		3		0	0	5	
00:15	1		0		0	0	1		12:15	1		3		0	0	4	
00:30	0		0		0	0			12:30	3		7		0	0	10	
00:45	0	1	0		0	0		1	12:45	2	8	3	16	0	0	5	24
01:00	0		0		0	0			13:00	4		7		0	0	11	
01:15	0		0		0	0			13:15	3		0		0	0	3	
01:30	2		0		0	0	2		13:30	4		2		0	0	6	
01:45	0	2	1	1	0	0	1	3	13:45	4	15	1	10	0	0	5	25
02:00	0		0		0	0			14:00	1		4		0	0	5	
02:15	0		0		0	0			14:15	1		0		0	0	1	
02:30	0		0		0	0			14:30	6		2		0	0	8	
02:45	0		0		0	0			14:45	2	10	8	14	0	0	10	24
03:00	0		0		0	0			15:00	4		4		0	0	8	
03:15	0		0		0	0			15:15	2		6		0	0	8	
03:30	0		0		0	0			15:30	3		1		0	0	4	
03:45	0		0		0	0			15:45	4	13	5	16	0	0	9	29
04:00	0		0		0	0			16:00	3		4		0	0	7	
04:15	1		0		0	0	1		16:15	3		6		0	0	9	
04:30	0		0		0	0			16:30	3		1		0	0	4	
04:45	0	1	1	1	0	0	1	2	16:45	5	14	2	13	0	0	7	27
05:00	0		0		0	0			17:00	1		7		0	0	8	
05:15	1		0		0	0	1		17:15	2		5		0	0	7	
05:30	1		0		0	0	1		17:30	7		7		0	0	14	
05:45	0	2	0		0	0		2	17:45	3	13	1	20	0	0	4	33
06:00	1		0		0	0	1		18:00	6		2		0	0	8	
06:15	0		1		0	0	1		18:15	2		3		0	0	5	
06:30	0		0		0	0			18:30	3		1		0	0	4	
06:45	0	1	1	2	0	0	1	3	18:45	2	13	1	7	0	0	3	20
07:00	0		3		0	0	3		19:00	0		1		0	0	1	
07:15	1		2		0	0	3		19:15	1		1		0	0	2	
07:30	4		3		0	0	7		19:30	0		2		0	0	2	
07:45	8	13	6	14	0	0	14	27	19:45	1	2	1	5	0	0	2	7
08:00	2		7		0	0	9		20:00	2		2		0	0	4	
08:15	3		6		0	0	9		20:15	1		0		0	0	1	
08:30	3		2		0	0	5		20:30	0		1		0	0	1	
08:45	3	11	2	17	0	0	5	28	20:45	1	4	1	4	0	0	2	8
09:00	5		3		0	0	8		21:00	2		2		0	0	4	
09:15	4		2		0	0	6		21:15	2		1		0	0	3	
09:30	2		3		0	0	5		21:30	0		0		0	0		
09:45	6	17	8	16	0	0	14	33	21:45	1	5	0	3	0	0	1	8
10:00	3		5		0	0	8		22:00	0		3		0	0	3	
10:15	4		5		0	0	9		22:15	1		0		0	0	1	
10:30	4		3		0	0	7		22:30	1		1		0	0	2	
10:45	0	11	1	14	0	0	1	25	22:45	0	2	0	4	0	0		6
11:00	1		3		0	0	4		23:00	2		1		0	0	3	
11:15	3		0		0	0	3		23:15	1		0		0	0	1	
11:30	0		2		0	0	2		23:30	0		0		0	0		
11:45	3	7	6	11	0	0	9	18	23:45	0	3	1	2	0	0	1	5
TOTALS		66		76				142	TOTALS		102		114				216
SPLIT %		46.5%		53.5%				39.7%	SPLIT %		47.2%		52.8%				60.3%

DAILY TOTALS	NB	SB	EB	WB	Total
	168	190	0	0	358

AM Peak Hour	07:30	07:30			07:30	PM Peak Hour	17:15	16:45			16:45
AM Pk Volume	17	22			39	PM Pk Volume	18	21			36
Pk Hr Factor	0.531	0.786			0.696	Pk Hr Factor	0.643	0.750			0.643
7 - 9 Volume	24	31	0	0	55	4 - 6 Volume	27	33	0	0	60
7 - 9 Peak Hour	07:30	07:30			07:30	4 - 6 Peak Hour	16:45	16:45			16:45
7 - 9 Pk Volume	17	22	0	0	39	4 - 6 Pk Volume	15	21	0	0	36
Pk Hr Factor	0.531	0.786	0.000	0.000	0.696	Pk Hr Factor	0.536	0.750	0.000	0.000	0.643

Prepared by NDS/ATD

Project #: CA22_020022_004 **City:** Burbank

Location: S Lincoln St Bet. W Oak St & W Alameda Ave **Date:** 1/20/2022

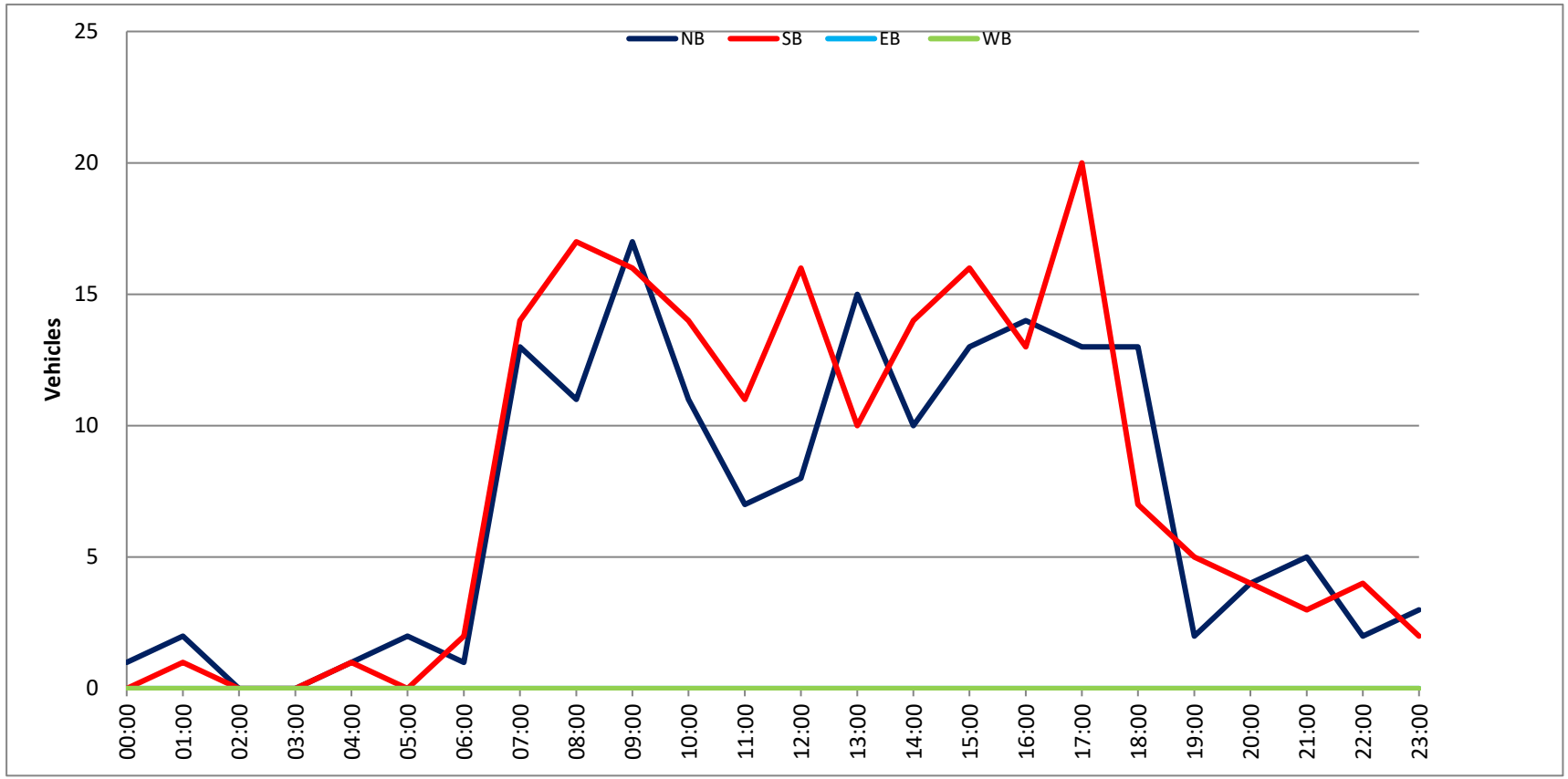

Prepared by National Data & Surveying Services

SPEED

S Myers St Bet. W Oak St & W Alameda Ave

Day: Tuesday
Date: 1/18/2022

City: Burbank
Project #: CA22_020022_005n

North Bound

Time	< 15	15 - 19	20 - 24	25 - 29	30 - 34	35 - 39	40 - 44	45 - 49	50 - 54	55 - 59	60 - 64	65 - 69	70 +	Total
00:00 AM	0	0	0	0	0	0	0	0	0	0	0	0	0	0
00:15	0	0	0	0	0	0	0	0	0	0	0	0	0	0
00:30	0	0	0	0	0	0	0	0	0	0	0	0	0	0
00:45	0	0	0	0	0	0	0	0	0	0	0	0	0	0
01:00	0	0	0	0	0	0	0	0	0	0	0	0	0	0
01:15	0	0	0	0	0	0	0	0	0	0	0	0	0	0
01:30	0	0	0	0	0	0	0	0	0	0	0	0	0	0
01:45	0	0	0	0	0	0	0	0	0	0	0	0	0	0
02:00	0	0	0	0	0	0	0	0	0	0	0	0	0	0
02:15	0	0	1	0	0	0	0	0	0	0	0	0	0	1
02:30	0	0	0	0	0	0	0	0	0	0	0	0	0	0
02:45	0	0	0	0	0	0	0	0	0	0	0	0	0	0
03:00	0	0	0	0	0	0	0	0	0	0	0	0	0	0
03:15	0	0	0	0	0	0	0	0	0	0	0	0	0	0
03:30	0	0	0	0	0	0	0	0	0	0	0	0	0	0
03:45	0	0	0	0	0	0	0	0	0	0	0	0	0	0
04:00	0	0	0	0	0	0	0	0	0	0	0	0	0	0
04:15	0	0	0	0	0	0	0	0	0	0	0	0	0	0
04:30	0	0	0	0	0	0	0	0	0	0	0	0	0	0
04:45	0	0	0	0	0	1	0	0	0	0	0	0	0	1
05:00	0	0	0	0	0	0	0	0	0	0	0	0	0	0
05:15	0	0	0	0	0	0	0	0	0	0	0	0	0	0
05:30	0	0	0	0	0	0	0	0	0	0	0	0	0	0
05:45	0	0	1	0	0	0	0	0	0	0	0	0	0	1
06:00	0	0	0	0	0	0	0	0	0	0	0	0	0	0
06:15	0	0	1	0	0	0	0	0	0	0	0	0	0	1
06:30	0	0	0	0	0	0	0	0	0	0	0	0	0	0
06:45	0	0	1	0	1	0	0	0	0	0	0	0	0	2
07:00	0	0	0	2	0	0	0	0	0	0	0	0	0	2
07:15	0	0	1	1	2	0	0	0	0	0	0	0	0	4
07:30	0	0	6	1	3	1	0	0	0	0	0	0	0	11
07:45	0	0	0	4	1	3	2	0	0	0	0	0	0	10
08:00	0	0	0	0	0	0	0	0	0	0	0	0	0	0
08:15	0	0	0	0	0	1	0	0	0	0	0	0	0	1
08:30	0	0	0	0	1	0	0	0	0	0	0	0	0	1
08:45	0	0	1	3	1	0	0	0	0	0	0	0	0	5
09:00	0	0	0	0	1	0	0	0	0	0	0	0	0	1
09:15	0	0	1	0	0	0	0	0	0	0	0	0	0	1
09:30	0	2	1	1	0	2	0	0	0	0	0	0	0	6
09:45	0	0	0	1	0	0	0	0	0	0	0	0	0	1
10:00	0	0	1	2	1	0	1	0	0	0	0	0	0	5
10:15	0	0	0	1	0	0	0	0	0	0	0	0	0	1
10:30	0	0	1	0	0	0	0	0	0	0	0	0	0	1
10:45	0	0	0	1	0	0	1	0	0	0	0	0	0	2
11:00	1	0	1	0	1	1	0	0	0	0	0	0	0	4
11:15	0	1	0	2	0	0	0	0	0	0	0	0	0	3
11:30	0	0	0	0	2	0	0	0	0	0	0	0	0	2
11:45	0	0	3	0	1	0	0	0	0	0	0	0	0	4
12:00 PM	0	0	0	1	1	1	0	0	0	0	0	0	0	3
12:15	1	0	0	0	0	0	0	0	0	0	0	0	0	1
12:30	0	0	2	0	0	0	0	0	0	0	0	0	0	2
12:45	1	0	2	0	1	0	0	0	0	0	0	0	0	4
13:00	1	0	0	0	2	0	0	0	0	0	0	0	0	3
13:15	0	0	1	1	0	0	0	0	0	0	0	0	0	2
13:30	0	0	0	0	0	0	0	0	0	0	0	0	0	0
13:45	0	2	1	2	2	1	0	0	0	0	0	0	0	8
14:00	1	1	5	1	1	0	0	0	0	0	0	0	0	9
14:15	2	0	1	1	2	1	0	0	0	0	0	0	0	7
14:30	0	0	2	0	1	1	0	0	0	0	0	0	0	4
14:45	1	1	0	0	2	0	0	0	0	0	0	0	0	4
15:00	0	0	0	0	0	1	0	0	0	0	0	0	0	1
15:15	0	1	1	2	1	0	1	0	0	0	0	0	0	6
15:30	1	1	1	1	0	0	0	0	0	0	0	0	0	4
15:45	0	0	0	1	0	0	0	0	0	0	0	0	0	1
16:00	0	0	0	1	1	1	0	0	0	0	0	0	0	3
16:15	0	0	0	2	0	0	0	0	0	0	0	0	0	2
16:30	0	0	0	1	0	1	0	0	0	0	0	0	0	2
16:45	3	0	0	0	0	0	0	0	0	0	0	0	0	3
17:00	0	1	0	1	0	0	0	0	0	0	0	0	0	2
17:15	0	0	1	0	2	0	0	0	0	0	0	0	0	3
17:30	0	0	0	1	1	1	0	0	0	0	0	0	0	3
17:45	0	0	0	2	0	0	0	0	0	0	0	0	0	2
18:00	0	0	0	1	0	0	0	0	0	0	0	0	0	1
18:15	0	0	3	1	1	0	0	0	0	0	0	0	0	5
18:30	0	0	0	0	0	0	0	0	0	0	0	0	0	0
18:45	0	0	1	1	0	0	0	0	0	0	0	0	0	2
19:00	0	1	0	1	0	0	0	0	0	0	0	0	0	2
19:15	0	0	0	0	0	0	0	0	0	0	0	0	0	0
19:30	0	0	0	0	1	0	0	0	0	0	0	0	0	1
19:45	0	0	1	0	0	0	0	0	0	0	0	0	0	1
20:00	0	0	0	0	0	0	0	0	0	0	0	0	0	0
20:15	0	0	0	1	0	0	0	0	0	0	0	0	0	1
20:30	0	1	0	0	0	0	0	0	0	0	0	0	0	1
20:45	0	0	0	0	0	0	0	0	0	0	0	0	0	0
21:00	0	0	0	0	0	0	0	0	0	0	0	0	0	0
21:15	0	0	0	0	0	1	0	0	0	0	0	0	0	1
21:30	0	0	0	0	0	0	0	0	0	0	0	0	0	0
21:45	0	0	0	0	0	0	0	0	0	0	0	0	0	0
22:00	0	0	0	0	0	1	0	0	0	0	0	0	0	1
22:15	0	0	1	0	0	0	0	0	0	0	0	0	0	1
22:30	0	1	0	0	0	0	0	0	0	0	0	0	0	1
22:45	0	0	0	1	0	0	0	0	0	0	0	0	0	1
23:00	0	0	0	0	0	0	0	0	0	0	0	0	0	0
23:15	0	0	0	0	0	0	0	0	0	0	0	0	0	0
23:30	0	0	0	0	0	0	0	0	0	0	0	0	0	0
23:45	0	0	0	0	0	0	0	0	0	0	0	0	0	0
Totals	12	13	43	43	34	19	5							169
% of Totals	7%	8%	25%	25%	20%	11%	3%							100%

AM Volumes	1	3	20	19	15	9	4	0	0	0	0	0	0	71
% AM	1%	2%	12%	11%	9%	5%	2%							42%
AM Peak Hour	10:15	08:45	06:45	07:00	06:45	07:30	07:00							07:00
Volume	1	2	8	8	6	5	2							27
PM Volumes	11	10	23	24	19	10	1	0	0	0	0	0	0	98
% PM	7%	6%	14%	14%	11%	6%	1%							58%
PM Peak Hour	14:00	13:15	13:45	15:15	13:45	13:45	14:30							13:45
Volume	4	3	9	5	6	3	1							28

Directional Peak Periods	AM 7-9			NOON 12-2			PM 4-6			Off Peak Volumes		
All Classes	Volume	⟷	%	Volume	⟷	%	Volume	⟷	%	Volume	⟷	%
	34		20%	23		14%	20		12%	92		54%

Street Name	Direction	Percentiles					
		15th	50th	Average	85th	95th	ADT
S Myers St	North Bound	20	27	27	35	39	169
S Myers St	South Bound	16	24	24	30	35	224

Prepared by National Data & Surveying Services

SPEED

S Myers St Bet. W Oak St & W Alameda Ave

Day: Tuesday
Date: 1/18/2022

City: Burbank
Project #: CA22_020022_005s

South Bound

Time	< 15	15 - 19	20 - 24	25 - 29	30 - 34	35 - 39	40 - 44	45 - 49	50 - 54	55 - 59	60 - 64	65 - 69	70 +	Total
00:00 AM	0	0	0	0	0	0	0	0	0	0	0	0	0	0
00:15	0	0	1	0	0	0	0	0	0	0	0	0	0	1
00:30	0	0	0	0	0	0	0	0	0	0	0	0	0	0
00:45	0	0	0	0	0	0	0	0	0	0	0	0	0	0
01:00	0	0	0	0	0	0	0	0	0	0	0	0	0	0
01:15	0	0	0	0	0	0	0	0	0	0	0	0	0	0
01:30	0	0	0	0	0	0	0	0	0	0	0	0	0	0
01:45	0	0	0	0	0	0	0	0	0	0	0	0	0	0
02:00	0	0	0	0	0	0	0	0	0	0	0	0	0	0
02:15	0	0	0	0	0	0	0	0	0	0	0	0	0	0
02:30	0	0	0	0	0	0	0	0	0	0	0	0	0	0
02:45	0	0	0	0	0	0	0	0	0	0	0	0	0	0
03:00	0	0	0	1	0	0	0	0	0	0	0	0	0	1
03:15	0	0	0	0	0	0	0	0	0	0	0	0	0	0
03:30	0	0	0	0	0	0	0	0	0	0	0	0	0	0
03:45	1	1	0	0	0	0	0	0	0	0	0	0	0	2
04:00	0	0	0	0	0	0	0	0	0	0	0	0	0	0
04:15	0	0	0	0	0	0	0	0	0	0	0	0	0	0
04:30	0	0	0	0	0	0	0	0	0	0	0	0	0	0
04:45	0	0	0	0	1	1	0	0	0	0	0	0	0	2
05:00	0	0	0	0	0	0	0	0	0	0	0	0	0	0
05:15	0	0	0	0	0	0	1	0	0	0	0	0	0	1
05:30	0	0	0	0	0	0	0	0	0	0	0	0	0	0
05:45	0	0	0	2	0	0	0	0	0	0	0	0	0	2
06:00	0	0	0	0	1	0	0	0	0	0	0	0	0	1
06:15	0	0	0	0	0	0	0	0	0	0	0	0	0	0
06:30	0	0	0	0	0	0	0	0	0	0	0	0	0	0
06:45	0	0	1	1	0	0	0	0	0	0	0	0	0	2
07:00	0	1	1	0	0	0	0	0	0	0	0	0	0	2
07:15	0	0	0	3	0	0	0	0	0	0	0	0	0	3
07:30	1	1	2	2	1	1	0	0	0	0	0	0	0	8
07:45	0	1	2	5	3	1	0	0	0	0	0	0	0	12
08:00	0	0	1	3	1	0	0	0	0	0	0	0	0	5
08:15	2	2	1	3	0	0	0	0	0	0	0	0	0	8
08:30	0	0	1	1	1	0	0	0	0	0	0	0	0	3
08:45	0	0	3	1	1	0	1	0	0	0	0	0	0	6
09:00	0	1	1	2	1	0	0	0	0	0	0	0	0	5
09:15	0	0	0	1	0	0	0	0	0	0	0	0	0	1
09:30	0	1	0	1	0	0	1	0	0	0	0	0	0	3
09:45	0	1	1	1	1	0	0	0	0	0	0	0	0	4
10:00	0	0	0	1	0	0	0	0	0	0	0	0	0	1
10:15	0	1	0	0	0	0	0	0	0	0	0	0	0	1
10:30	0	1	2	1	0	0	0	0	0	0	0	0	0	4
10:45	0	1	1	0	0	0	0	0	0	0	0	0	0	2
11:00	0	0	1	0	0	0	0	0	0	0	0	0	0	1
11:15	0	0	0	0	1	0	0	0	0	0	0	0	0	1
11:30	1	0	2	2	0	0	0	0	0	0	0	0	0	5
11:45	0	0	1	1	0	0	0	0	0	0	0	0	0	2
12:00 PM	0	1	0	0	0	0	0	0	0	0	0	0	0	1
12:15	0	1	2	3	0	0	0	0	0	0	0	0	0	6
12:30	1	0	0	2	1	0	0	0	0	0	0	0	0	4
12:45	0	0	0	1	1	0	0	0	0	0	0	0	0	2
13:00	1	1	1	1	0	0	0	0	0	0	0	0	0	4
13:15	0	0	0	1	0	1	0	0	0	0	0	0	0	2
13:30	0	0	1	1	0	0	0	0	0	0	0	0	0	2
13:45	2	1	1	1	0	0	0	0	0	0	0	0	0	5
14:00	2	3	1	1	0	0	0	0	0	0	0	0	0	7
14:15	1	2	4	0	0	0	0	0	0	0	0	0	0	7
14:30	0	4	0	0	0	0	0	0	0	0	0	0	0	4
14:45	1	0	2	1	0	0	0	0	0	0	0	0	0	4
15:00	0	4	1	0	0	0	0	0	0	0	0	0	0	5
15:15	3	0	0	0	0	0	0	0	0	0	0	0	0	3
15:30	1	2	1	0	0	0	0	0	0	0	0	0	0	4
15:45	0	2	4	1	0	0	0	0	0	0	0	0	0	7
16:00	1	0	1	4	0	0	0	0	0	0	0	0	0	6
16:15	0	1	1	0	0	0	0	0	0	0	0	0	0	2
16:30	0	0	0	1	0	0	0	0	0	0	0	0	0	1
16:45	0	1	2	0	0	0	0	0	0	0	0	0	0	3
17:00	0	3	1	5	0	0	0	0	0	0	0	0	0	9
17:15	0	0	2	0	1	0	0	0	0	0	0	0	0	3
17:30	1	0	0	4	0	0	0	0	0	0	0	0	0	5
17:45	0	0	0	2	0	0	0	0	0	0	0	0	0	2
18:00	0	1	0	1	1	0	0	0	0	0	0	0	0	3
18:15	0	0	0	2	3	0	0	0	0	0	0	0	0	5
18:30	0	1	1	1	1	0	0	0	0	0	0	0	0	4
18:45	0	1	3	0	1	0	0	0	0	0	0	0	0	5
19:00	2	2	0	0	0	0	0	0	0	0	0	0	0	4
19:15	0	0	0	0	0	0	0	0	0	0	0	0	0	0
19:30	0	0	0	1	0	1	0	0	0	0	0	0	0	2
19:45	0	0	1	0	0	0	0	0	0	0	0	0	0	1
20:00	0	0	1	0	0	0	0	0	0	0	0	0	0	1
20:15	0	0	1	1	1	0	0	0	0	0	0	0	0	3
20:30	0	0	0	0	0	1	0	0	0	0	0	0	0	1
20:45	0	0	0	1	1	0	0	0	0	0	0	0	0	2
21:00	0	0	0	0	1	0	0	0	0	0	0	0	0	1
21:15	0	0	1	0	0	0	0	0	0	0	0	0	0	1
21:30	0	0	1	0	0	0	0	0	0	0	0	0	0	1
21:45	0	0	0	0	0	0	0	0	0	0	0	0	0	0
22:00	0	0	0	0	0	0	0	0	0	0	0	0	0	0
22:15	0	0	0	0	0	0	0	0	0	0	0	0	0	0
22:30	0	0	0	0	0	0	0	0	0	0	0	0	0	0
22:45	0	0	0	0	1	0	0	0	0	0	0	0	0	1
23:00	0	0	0	0	0	0	0	0	0	0	0	0	0	0
23:15	0	0	0	0	0	0	0	0	0	0	0	0	0	0
23:30	0	0	0	0	0	0	0	0	0	0	0	0	0	0
23:45	0	0	0	0	2	0	0	0	0	0	0	0	0	2
Totals	21	43	56	68	27	6	3							224
% of Totals	9%	19%	25%	30%	12%	3%	1%							100%

AM Volumes	5	12	22	32	12	3	3	0	0	0	0	0	0	89
% AM	2%	5%	10%	14%	5%	1%	1%							40%
AM Peak Hour	07:30	07:30	07:30	07:15	07:15	07:00	08:45							07:30
Volume	3	4	6	13	5	2	2							33
PM Volumes	16	31	34	36	15	3	0	0	0	0	0	0	0	135
% PM	7%	14%	15%	16%	7%	1%								60%
PM Peak Hour	13:30	13:45	13:30	17:00	18:00	12:30								13:45
Volume	5	10	7	11	6	1								23

Directional Peak Periods	AM 7-9			NOON 12-2			PM 4-6			Off Peak Volumes		
All Classes	Volume	↔	%	Volume	↔	%	Volume	↔	%	Volume	↔	%
	47	↔	21%	26	↔	12%	31	↔	14%	120	↔	54%

Street Name	Direction	Percentiles					
		15th	50th	Average	85th	95th	ADT
S Myers St	North Bound	20	27	27	35	39	169
S Myers St	South Bound	16	24	24	30	35	224

Prepared by National Data & Surveying Services

SPEED

S Myers St Bet. W Oak St & W Alameda Ave

Day: Tuesday
Date: 1/18/2022

City: Burbank
Project #: CA22_020022_005

Summary

Time	< 15	15 - 19	20 - 24	25 - 29	30 - 34	35 - 39	40 - 44	45 - 49	50 - 54	55 - 59	60 - 64	65 - 69	70 +	Total
00:00 AM	0	0	0	0	0	0	0	0	0	0	0	0	0	0
00:15	0	0	1	0	0	0	0	0	0	0	0	0	0	1
00:30	0	0	0	0	0	0	0	0	0	0	0	0	0	0
00:45	0	0	0	0	0	0	0	0	0	0	0	0	0	0
01:00	0	0	0	0	0	0	0	0	0	0	0	0	0	0
01:15	0	0	0	0	0	0	0	0	0	0	0	0	0	0
01:30	0	0	0	0	0	0	0	0	0	0	0	0	0	0
01:45	0	0	0	0	0	0	0	0	0	0	0	0	0	0
02:00	0	0	0	0	0	0	0	0	0	0	0	0	0	0
02:15	0	0	1	0	0	0	0	0	0	0	0	0	0	1
02:30	0	0	0	0	0	0	0	0	0	0	0	0	0	0
02:45	0	0	0	0	0	0	0	0	0	0	0	0	0	0
03:00	0	0	0	1	0	0	0	0	0	0	0	0	0	1
03:15	0	0	0	0	0	0	0	0	0	0	0	0	0	0
03:30	0	0	0	0	0	0	0	0	0	0	0	0	0	0
03:45	1	1	0	0	0	0	0	0	0	0	0	0	0	2
04:00	0	0	0	0	0	0	0	0	0	0	0	0	0	0
04:15	0	0	0	0	0	0	0	0	0	0	0	0	0	0
04:30	0	0	0	0	0	0	0	0	0	0	0	0	0	0
04:45	0	0	0	0	1	2	0	0	0	0	0	0	0	3
05:00	0	0	0	0	0	0	0	0	0	0	0	0	0	0
05:15	0	0	0	0	0	0	1	0	0	0	0	0	0	1
05:30	0	0	0	0	0	0	0	0	0	0	0	0	0	0
05:45	0	0	1	2	0	0	0	0	0	0	0	0	0	3
06:00	0	0	0	0	1	0	0	0	0	0	0	0	0	1
06:15	0	0	1	0	0	0	0	0	0	0	0	0	0	1
06:30	0	0	0	0	0	0	0	0	0	0	0	0	0	0
06:45	0	0	2	1	1	0	0	0	0	0	0	0	0	4
07:00	0	1	1	2	0	0	0	0	0	0	0	0	0	4
07:15	0	0	1	4	2	0	0	0	0	0	0	0	0	7
07:30	1	1	8	3	4	2	0	0	0	0	0	0	0	19
07:45	0	1	2	9	4	4	2	0	0	0	0	0	0	22
08:00	0	0	1	3	1	0	0	0	0	0	0	0	0	5
08:15	2	2	1	3	0	1	0	0	0	0	0	0	0	9
08:30	0	0	1	1	2	0	0	0	0	0	0	0	0	4
08:45	0	0	4	4	2	0	1	0	0	0	0	0	0	11
09:00	0	1	1	2	2	0	0	0	0	0	0	0	0	6
09:15	0	0	1	1	0	0	0	0	0	0	0	0	0	2
09:30	0	3	1	2	0	2	1	0	0	0	0	0	0	9
09:45	0	1	1	2	1	0	0	0	0	0	0	0	0	5
10:00	0	0	1	3	1	0	1	0	0	0	0	0	0	6
10:15	0	1	0	1	0	0	0	0	0	0	0	0	0	2
10:30	0	1	3	1	0	0	0	0	0	0	0	0	0	5
10:45	0	1	1	1	0	0	1	0	0	0	0	0	0	4
11:00	1	0	2	0	1	1	0	0	0	0	0	0	0	5
11:15	0	1	0	2	1	0	0	0	0	0	0	0	0	4
11:30	1	0	2	2	2	0	0	0	0	0	0	0	0	7
11:45	0	0	4	1	1	0	0	0	0	0	0	0	0	6
12:00 PM	0	1	0	1	1	1	0	0	0	0	0	0	0	4
12:15	1	1	2	3	0	0	0	0	0	0	0	0	0	7
12:30	1	0	2	2	1	0	0	0	0	0	0	0	0	6
12:45	1	0	2	1	2	0	0	0	0	0	0	0	0	6
13:00	2	1	1	1	2	0	0	0	0	0	0	0	0	7
13:15	0	0	1	2	0	1	0	0	0	0	0	0	0	4
13:30	0	0	1	1	0	0	0	0	0	0	0	0	0	2
13:45	2	3	2	3	2	1	0	0	0	0	0	0	0	13
14:00	3	4	6	2	1	0	0	0	0	0	0	0	0	16
14:15	3	2	5	1	2	1	0	0	0	0	0	0	0	14
14:30	0	4	2	0	1	1	0	0	0	0	0	0	0	8
14:45	2	1	2	1	2	0	0	0	0	0	0	0	0	8
15:00	0	4	1	0	0	1	0	0	0	0	0	0	0	6
15:15	3	1	1	2	1	0	1	0	0	0	0	0	0	9
15:30	2	3	2	1	0	0	0	0	0	0	0	0	0	8
15:45	0	2	4	2	0	0	0	0	0	0	0	0	0	8
16:00	1	0	1	5	1	1	0	0	0	0	0	0	0	9
16:15	0	1	1	2	0	0	0	0	0	0	0	0	0	4
16:30	0	0	0	2	0	1	0	0	0	0	0	0	0	3
16:45	3	1	2	0	0	0	0	0	0	0	0	0	0	6
17:00	0	4	1	6	0	0	0	0	0	0	0	0	0	11
17:15	0	0	3	0	3	0	0	0	0	0	0	0	0	6
17:30	1	0	0	5	1	1	0	0	0	0	0	0	0	8
17:45	0	0	0	4	0	0	0	0	0	0	0	0	0	4
18:00	0	1	0	2	1	0	0	0	0	0	0	0	0	4
18:15	0	0	3	3	4	0	0	0	0	0	0	0	0	10
18:30	0	1	1	1	1	0	0	0	0	0	0	0	0	4
18:45	0	1	4	1	1	0	0	0	0	0	0	0	0	7
19:00	2	3	0	1	0	0	0	0	0	0	0	0	0	6
19:15	0	0	0	0	0	0	0	0	0	0	0	0	0	0
19:30	0	0	0	1	1	1	0	0	0	0	0	0	0	3
19:45	0	0	2	0	0	0	0	0	0	0	0	0	0	2
20:00	0	0	1	0	0	0	0	0	0	0	0	0	0	1
20:15	0	0	1	2	1	0	0	0	0	0	0	0	0	4
20:30	0	1	0	0	0	1	0	0	0	0	0	0	0	2
20:45	0	0	0	1	1	0	0	0	0	0	0	0	0	2
21:00	0	0	0	0	1	0	0	0	0	0	0	0	0	1
21:15	0	0	1	0	0	1	0	0	0	0	0	0	0	2
21:30	0	0	1	0	0	0	0	0	0	0	0	0	0	1
21:45	0	0	0	0	0	0	0	0	0	0	0	0	0	0
22:00	0	0	0	0	0	1	0	0	0	0	0	0	0	1
22:15	0	0	1	0	0	0	0	0	0	0	0	0	0	1
22:30	0	1	0	0	0	0	0	0	0	0	0	0	0	1
22:45	0	0	0	1	1	0	0	0	0	0	0	0	0	2
23:00	0	0	0	0	0	0	0	0	0	0	0	0	0	0
23:15	0	0	0	0	0	0	0	0	0	0	0	0	0	0
23:30	0	0	0	0	0	0	0	0	0	0	0	0	0	0
23:45	0	0	0	0	2	0	0	0	0	0	0	0	0	2
Totals	33	56	99	111	61	25	8							393
% of Totals	8%	14%	25%	28%	16%	6%	2%							100%

AM Volumes	6	15	42	51	27	12	7	0	0	0	0	0	0	160
% AM	2%	4%	11%	13%	7%	3%	2%							41%
AM Peak Hour	07:30	09:00	06:45	07:15	07:15	07:30	07:00							07:30
Volume	3	5	12	19	11	7	2							55
PM Volumes	27	41	57	60	34	13	1	0	0	0	0	0	0	233
% PM	7%	10%	15%	15%	9%	3%	0%							59%
PM Peak Hour	13:30	13:45	13:45	17:00	18:00	13:45	14:30							13:45
Volume	8	13	15	15	7	3	1							51

Directional Peak Periods	AM 7-9			NOON 12-2			PM 4-6			Off Peak Volumes		
All Classes	Volume	↔	%	Volume	↔	%	Volume	↔	%	Volume	↔	%
	81	↔	21%	49	↔	12%	51	↔	13%	212	↔	54%

Street Name	Direction	Percentiles					
		15th	50th	Average	85th	95th	ADT
S Myers St	Summary	17	25	25	33	38	393

Prepared by National Data & Surveying Services

SPEED

S Myers St Bet. W Oak St & W Alameda Ave

Day: Tuesday
Date: 1/18/2022

City: Burbank
Project #: CA22_020022_005n

North Bound

Time	< 15	15 - 19	20 - 24	25 - 29	30 - 34	35 - 39	40 - 44	45 - 49	50 - 54	55 - 59	60 - 64	65 - 69	70 +	Total
00:00 AM	0	0	0	0	0	0	0	0	0	0	0	0	0	0
01:00	0	0	0	0	0	0	0	0	0	0	0	0	0	0
02:00	0	0	1	0	0	0	0	0	0	0	0	0	0	1
03:00	0	0	0	0	0	0	0	0	0	0	0	0	0	0
04:00	0	0	0	0	0	1	0	0	0	0	0	0	0	1
05:00	0	0	1	0	0	0	0	0	0	0	0	0	0	1
06:00	0	0	2	0	1	0	0	0	0	0	0	0	0	3
07:00	0	0	7	8	6	4	2	0	0	0	0	0	0	27
08:00	0	0	1	3	2	1	0	0	0	0	0	0	0	7
09:00	0	2	2	2	1	2	0	0	0	0	0	0	0	9
10:00	0	0	2	4	1	0	2	0	0	0	0	0	0	9
11:00	1	1	4	2	4	1	0	0	0	0	0	0	0	13
12:00 PM	2	0	4	1	2	1	0	0	0	0	0	0	0	10
13:00	1	2	2	3	4	1	0	0	0	0	0	0	0	13
14:00	4	2	8	2	6	2	0	0	0	0	0	0	0	24
15:00	1	2	2	4	1	1	1	0	0	0	0	0	0	12
16:00	3	0	0	4	1	2	0	0	0	0	0	0	0	10
17:00	0	1	1	4	3	1	0	0	0	0	0	0	0	10
18:00	0	0	4	3	1	0	0	0	0	0	0	0	0	8
19:00	0	1	1	1	1	0	0	0	0	0	0	0	0	4
20:00	0	1	0	1	0	0	0	0	0	0	0	0	0	2
21:00	0	0	0	0	0	1	0	0	0	0	0	0	0	1
22:00	0	1	1	1	0	1	0	0	0	0	0	0	0	4
23:00	0	0	0	0	0	0	0	0	0	0	0	0	0	0
Totals	12	13	43	43	34	19	5							169
% of Totals	7%	8%	25%	25%	20%	11%	3%							100%

AM Volumes	1	3	20	19	15	9	4	0	0	0	0	0	0	71
% AM	1%	2%	12%	11%	9%	5%	2%							42%
AM Peak Hour	11:00	09:00	07:00	07:00	07:00	07:00	07:00							07:00
Volume	1	2	7	8	6	4	2							27
PM Volumes	11	10	23	24	19	10	1	0	0	0	0	0	0	98
% PM	7%	6%	14%	14%	11%	6%	1%							58%
PM Peak Hour	14:00	13:00	14:00	15:00	14:00	14:00	15:00							14:00
Volume	4	2	8	4	6	2	1							24

Directional Peak Periods	AM 7-9			NOON 12-2			PM 4-6			Off Peak Volumes		
All Speeds	Volume		%	Volume		%	Volume		%	Volume		%
	34	↔	20%	23	↔	14%	20	↔	12%	92	↔	54%

Street Name	Direction	Percentiles					
		15th	50th	Average	85th	95th	ADT
S Myers St	North Bound	20	27	27	35	39	169
S Myers St	South Bound	16	24	24	30	35	224

Prepared by National Data & Surveying Services

SPEED

S Myers St Bet. W Oak St & W Alameda Ave

Day: Tuesday
Date: 1/18/2022

City: Burbank
Project #: CA22_020022_005s

South Bound

Time	< 15	15 - 19	20 - 24	25 - 29	30 - 34	35 - 39	40 - 44	45 - 49	50 - 54	55 - 59	60 - 64	65 - 69	70 +	Total
00:00 AM	0	0	1	0	0	0	0	0	0	0	0	0	0	1
01:00	0	0	0	0	0	0	0	0	0	0	0	0	0	0
02:00	0	0	0	0	0	0	0	0	0	0	0	0	0	0
03:00	1	1	0	1	0	0	0	0	0	0	0	0	0	3
04:00	0	0	0	0	1	1	0	0	0	0	0	0	0	2
05:00	0	0	0	2	0	0	1	0	0	0	0	0	0	3
06:00	0	0	1	1	1	0	0	0	0	0	0	0	0	3
07:00	1	3	5	10	4	2	0	0	0	0	0	0	0	25
08:00	2	2	6	8	3	0	1	0	0	0	0	0	0	22
09:00	0	3	2	5	2	0	1	0	0	0	0	0	0	13
10:00	0	3	3	2	0	0	0	0	0	0	0	0	0	8
11:00	1	0	4	3	1	0	0	0	0	0	0	0	0	9
12:00 PM	1	2	2	6	2	0	0	0	0	0	0	0	0	13
13:00	3	2	3	4	0	1	0	0	0	0	0	0	0	13
14:00	4	9	7	2	0	0	0	0	0	0	0	0	0	22
15:00	4	8	6	1	0	0	0	0	0	0	0	0	0	19
16:00	1	2	4	5	0	0	0	0	0	0	0	0	0	12
17:00	1	3	3	11	1	0	0	0	0	0	0	0	0	19
18:00	0	3	4	4	6	0	0	0	0	0	0	0	0	17
19:00	2	2	1	1	0	1	0	0	0	0	0	0	0	7
20:00	0	0	2	2	2	1	0	0	0	0	0	0	0	7
21:00	0	0	2	0	1	0	0	0	0	0	0	0	0	3
22:00	0	0	0	0	1	0	0	0	0	0	0	0	0	1
23:00	0	0	0	0	2	0	0	0	0	0	0	0	0	2
Totals	21	43	56	68	27	6	3							224
% of Totals	9%	19%	25%	30%	12%	3%	1%							100%

AM Volumes	5	12	22	32	12	3	3	0	0	0	0	0	0	89
% AM	2%	5%	10%	14%	5%	1%	1%							40%
AM Peak Hour	08:00	07:00	08:00	07:00	07:00	07:00	05:00							07:00
Volume	2	3	6	10	4	2	1							25
PM Volumes	16	31	34	36	15	3	0	0	0	0	0	0	0	135
% PM	7%	14%	15%	16%	7%	1%								60%
PM Peak Hour	14:00	14:00	14:00	17:00	18:00	13:00								14:00
Volume	4	9	7	11	6	1								22

Directional Peak Periods	AM 7-9			NOON 12-2			PM 4-6			Off Peak Volumes		
All Speeds	Volume		%	Volume		%	Volume		%	Volume		%
	47	↔	21%	26	↔	12%	31	↔	14%	120	↔	54%

Street Name	Direction	Percentiles					
		15th	50th	Average	85th	95th	ADT
S Myers St	North Bound	20	27	27	35	39	169
S Myers St	South Bound	16	24	24	30	35	224

Prepared by National Data & Surveying Services

SPEED

S Myers St Bet. W Oak St & W Alameda Ave

Day: Tuesday
Date: 1/18/2022

City: Burbank
Project #: CA22_020022_005

Summary

Time	< 15	15 - 19	20 - 24	25 - 29	30 - 34	35 - 39	40 - 44	45 - 49	50 - 54	55 - 59	60 - 64	65 - 69	70 +	Total
00:00 AM	0	0	1	0	0	0	0	0	0	0	0	0	0	1
01:00	0	0	0	0	0	0	0	0	0	0	0	0	0	0
02:00	0	0	1	0	0	0	0	0	0	0	0	0	0	1
03:00	1	1	0	1	0	0	0	0	0	0	0	0	0	3
04:00	0	0	0	0	1	2	0	0	0	0	0	0	0	3
05:00	0	0	1	2	0	0	1	0	0	0	0	0	0	4
06:00	0	0	3	1	2	0	0	0	0	0	0	0	0	6
07:00	1	3	12	18	10	6	2	0	0	0	0	0	0	52
08:00	2	2	7	11	5	1	1	0	0	0	0	0	0	29
09:00	0	5	4	7	3	2	1	0	0	0	0	0	0	22
10:00	0	3	5	6	1	0	2	0	0	0	0	0	0	17
11:00	2	1	8	5	5	1	0	0	0	0	0	0	0	22
12:00 PM	3	2	6	7	4	1	0	0	0	0	0	0	0	23
13:00	4	4	5	7	4	2	0	0	0	0	0	0	0	26
14:00	8	11	15	4	6	2	0	0	0	0	0	0	0	46
15:00	5	10	8	5	1	1	1	0	0	0	0	0	0	31
16:00	4	2	4	9	1	2	0	0	0	0	0	0	0	22
17:00	1	4	4	15	4	1	0	0	0	0	0	0	0	29
18:00	0	3	8	7	7	0	0	0	0	0	0	0	0	25
19:00	2	3	2	2	1	1	0	0	0	0	0	0	0	11
20:00	0	1	2	3	2	1	0	0	0	0	0	0	0	9
21:00	0	0	2	0	1	1	0	0	0	0	0	0	0	4
22:00	0	1	1	1	1	1	0	0	0	0	0	0	0	5
23:00	0	0	0	0	2	0	0	0	0	0	0	0	0	2
Totals	33	56	99	111	61	25	8							393
% of Totals	8%	14%	25%	28%	16%	6%	2%							100%

AM Volumes	6	15	42	51	27	12	7	0	0	0	0	0	0	160
% AM	2%	4%	11%	13%	7%	3%	2%							41%
AM Peak Hour	08:00	09:00	07:00	07:00	07:00	07:00	07:00							07:00
Volume	2	5	12	18	10	6	2							52
PM Volumes	27	41	57	60	34	13	1	0	0	0	0	0	0	233
% PM	7%	10%	15%	15%	9%	3%	0%							59%
PM Peak Hour	14:00	14:00	14:00	17:00	18:00	13:00	15:00							14:00
Volume	8	11	15	15	7	2	1							46

Directional Peak Periods	AM 7-9			NOON 12-2			PM 4-6			Off Peak Volumes		
All Speeds	Volume		%	Volume		%	Volume		%	Volume		%
	81	↔	21%	49	↔	12%	51	↔	13%	212	↔	54%

Street Name	Direction	Percentiles					
		15th	50th	Average	85th	95th	ADT
S Myers St	Summary	17	25	25	33	38	393

Prepared by NDS/ATD

Prepared by National Data & Surveying Services

VOLUME

S Myers St Bet. W Oak St & W Alameda Ave

Day: Tuesday
Date: 1/18/2022

City: Burbank
Project #: CA22_020022_005

DAILY TOTALS	NB	SB	EB	WB	Total
	169	224	0	0	393

AM Period	NB		SB		EB		WB		TOTAL		PM Period	NB		SB		EB		WB		TOTAL	
00:00	0		0		0		0				12:00	3		1		0		0		4	
00:15	0		1		0		0		1		12:15	1		6		0		0		7	
00:30	0		0		0		0				12:30	2		4		0		0		6	
00:45	0		0	1	0		0			1	12:45	4	10	2	13	0		0		6	23
01:00	0		0		0		0				13:00	3		4		0		0		7	
01:15	0		0		0		0				13:15	2		2		0		0		4	
01:30	0		0		0		0				13:30	0		2		0		0		2	
01:45	0		0		0		0				13:45	8	13	5	13	0		0		13	26
02:00	0		0		0		0				14:00	9		7		0		0		16	
02:15	1		0		0		0		1		14:15	7		7		0		0		14	
02:30	0		0		0		0				14:30	4		4		0		0		8	
02:45	0	1	0		0		0			1	14:45	4	24	4	22	0		0		8	46
03:00	0		1		0		0		1		15:00	1		5		0		0		6	
03:15	0		0		0		0				15:15	6		3		0		0		9	
03:30	0		0		0		0				15:30	4		4		0		0		8	
03:45	0		2	3	0		0		2	3	15:45	1	12	7	19	0		0		8	31
04:00	0		0		0		0				16:00	3		6		0		0		9	
04:15	0		0		0		0				16:15	2		2		0		0		4	
04:30	0		0		0		0				16:30	2		1		0		0		3	
04:45	1	1	2	2	0		0		3	3	16:45	3	10	3	12	0		0		6	22
05:00	0		0		0		0				17:00	2		9		0		0		11	
05:15	0		1		0		0		1		17:15	3		3		0		0		6	
05:30	0		0		0		0				17:30	3		5		0		0		8	
05:45	1	1	2	3	0		0		3	4	17:45	2	10	2	19	0		0		4	29
06:00	0		1		0		0		1		18:00	1		3		0		0		4	
06:15	1		0		0		0		1		18:15	5		5		0		0		10	
06:30	0		0		0		0				18:30	0		4		0		0		4	
06:45	2	3	2	3	0		0		4	6	18:45	2	8	5	17	0		0		7	25
07:00	2		2		0		0		4		19:00	2		4		0		0		6	
07:15	4		3		0		0		7		19:15	0		0		0		0			
07:30	11		8		0		0		19		19:30	1		2		0		0		3	
07:45	10	27	12	25	0		0		22	52	19:45	1	4	1	7	0		0		2	11
08:00	0		5		0		0		5		20:00	0		1		0		0		1	
08:15	1		8		0		0		9		20:15	1		3		0		0		4	
08:30	1		3		0		0		4		20:30	1		1		0		0		2	
08:45	5	7	6	22	0		0		11	29	20:45	0	2	2	7	0		0		2	9
09:00	1		5		0		0		6		21:00	0		1		0		0		1	
09:15	1		1		0		0		2		21:15	1		1		0		0		2	
09:30	6		3		0		0		9		21:30	0		1		0		0		1	
09:45	1	9	4	13	0		0		5	22	21:45	0	1	0	3	0		0			4
10:00	5		1		0		0		6		22:00	1		0		0		0		1	
10:15	1		1		0		0		2		22:15	1		0		0		0		1	
10:30	1		4		0		0		5		22:30	1		0		0		0		1	
10:45	2	9	2	8	0		0		4	17	22:45	1	4	1	1	0		0		2	5
11:00	4		1		0		0		5		23:00	0		0		0		0			
11:15	3		1		0		0		4		23:15	0		0		0		0			
11:30	2		5		0		0		7		23:30	0		0		0		0			
11:45	4	13	2	9	0		0		6	22	23:45	0		2	2	0		0		2	2
TOTALS		71		89						160	TOTALS		98		135						233
SPLIT %		44.4%		55.6%						40.7%	SPLIT %		42.1%		57.9%						59.3%

DAILY TOTALS	NB	SB	EB	WB	Total
	169	224	0	0	393

AM Peak Hour	07:00	07:30			07:30	PM Peak Hour	13:45	13:45			13:45
AM Pk Volume	27	33			55	PM Pk Volume	28	23			51
Pk Hr Factor	0.614	0.688			0.625	Pk Hr Factor	0.778	0.821			0.797
7 - 9 Volume	34	47	0	0	81	4 - 6 Volume	20	31	0	0	51
7 - 9 Peak Hour	07:00	07:30			07:30	4 - 6 Peak Hour	16:45	16:45			16:45
7 - 9 Pk Volume	27	33	0	0	55	4 - 6 Pk Volume	11	20	0	0	31
Pk Hr Factor	0.614	0.688	0.000	0.000	0.625	Pk Hr Factor	0.917	0.556	0.000	0.000	0.705

Prepared by NDS/ATD

Project #: CA22_020022_005 **City:** Burbank

Location: S Myers St Bet. W Oak St & W Alameda Ave **Date:** 1/18/2022

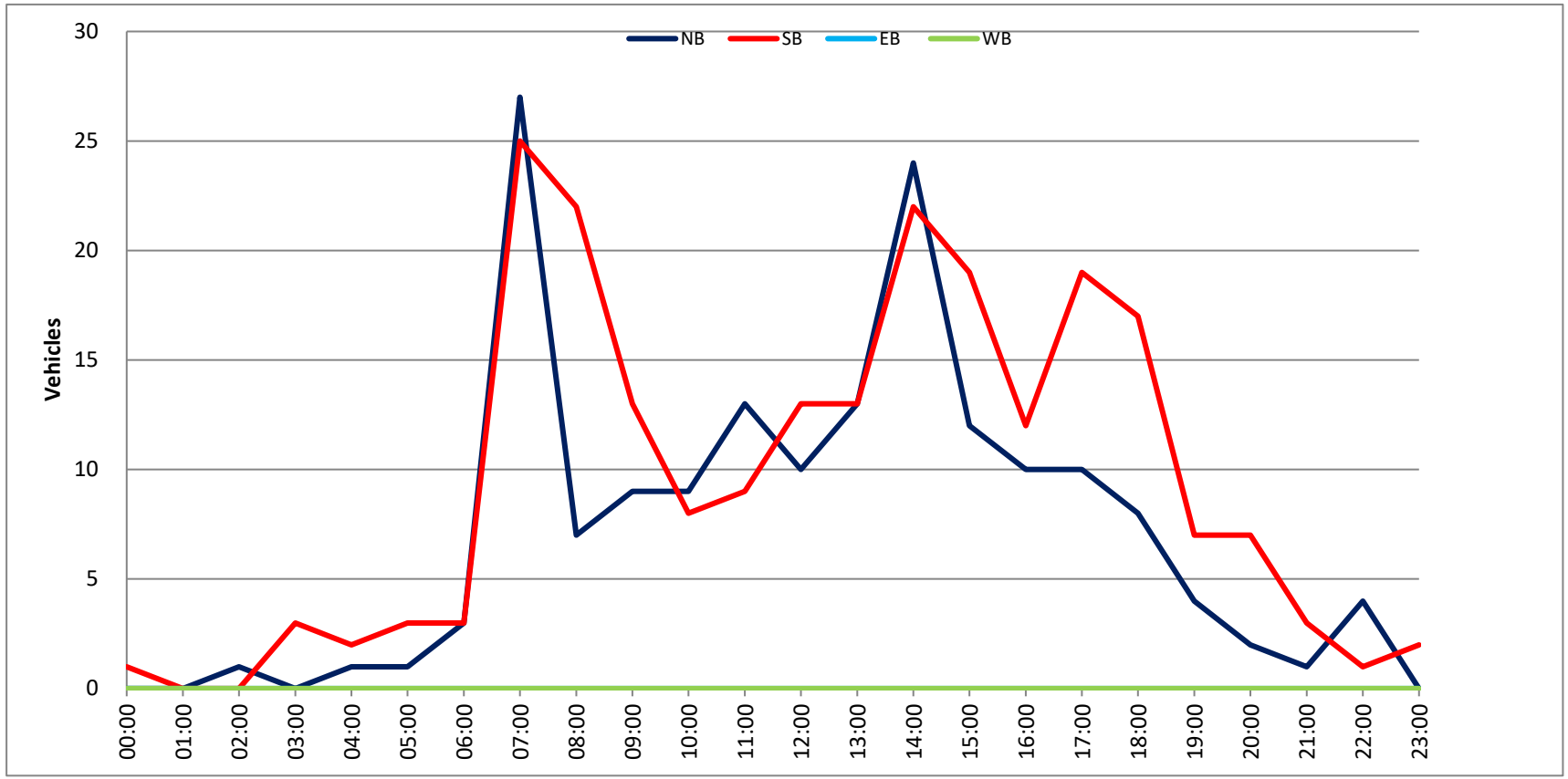

Prepared by National Data & Surveying Services

SPEED

S Myers St Bet. W Oak St & W Alameda Ave

Day: Wednesday
Date: 1/19/2022

City: Burbank
Project #: CA22_020022_005n

North Bound

Time	< 15	15 - 19	20 - 24	25 - 29	30 - 34	35 - 39	40 - 44	45 - 49	50 - 54	55 - 59	60 - 64	65 - 69	70 +	Total
00:00 AM	0	0	0	0	0	0	0	0	0	0	0	0	0	0
00:15	0	0	0	0	0	0	0	0	0	0	0	0	0	0
00:30	0	0	0	0	0	0	0	0	0	0	0	0	0	0
00:45	0	0	0	0	0	0	0	0	0	0	0	0	0	0
01:00	0	0	0	0	0	0	0	0	0	0	0	0	0	0
01:15	0	0	0	0	0	0	0	0	0	0	0	0	0	0
01:30	0	0	0	0	0	0	0	0	0	0	0	0	0	0
01:45	0	0	0	0	0	0	0	0	0	0	0	0	0	0
02:00	0	0	0	0	1	0	0	0	0	0	0	0	0	1
02:15	0	0	0	0	0	0	0	0	0	0	0	0	0	0
02:30	0	0	0	0	0	0	0	0	0	0	0	0	0	0
02:45	0	0	0	0	0	0	0	0	0	0	0	0	0	0
03:00	0	0	0	0	0	0	0	0	0	0	0	0	0	0
03:15	0	0	0	0	0	0	0	0	0	0	0	0	0	0
03:30	0	0	0	0	0	0	0	0	0	0	0	0	0	0
03:45	0	0	0	0	0	0	0	0	0	0	0	0	0	0
04:00	0	0	0	0	0	0	0	0	0	0	0	0	0	0
04:15	0	0	0	0	0	0	0	0	0	0	0	0	0	0
04:30	0	0	0	0	0	0	0	0	0	0	0	0	0	0
04:45	0	0	0	0	0	1	0	0	0	0	0	0	0	1
05:00	0	0	0	0	0	0	0	0	0	0	0	0	0	0
05:15	0	0	0	0	0	0	0	0	0	0	0	0	0	0
05:30	0	0	0	0	0	0	0	0	0	0	0	0	0	0
05:45	0	0	0	0	0	0	0	0	0	0	0	0	0	0
06:00	0	0	0	0	0	0	0	0	0	0	0	0	0	0
06:15	0	0	2	0	0	0	0	0	0	0	0	0	0	2
06:30	0	0	0	0	0	0	1	0	0	0	0	0	0	1
06:45	0	0	0	0	0	0	0	0	0	0	0	0	0	0
07:00	0	0	0	0	0	0	0	0	0	0	0	0	0	0
07:15	0	0	0	1	0	1	0	0	0	0	0	0	0	2
07:30	0	1	2	4	3	2	1	0	0	0	0	0	0	13
07:45	0	1	1	2	5	1	2	0	0	0	0	0	0	12
08:00	0	0	1	1	0	0	0	0	0	0	0	0	0	2
08:15	0	0	0	1	0	0	0	0	0	0	0	0	0	1
08:30	1	0	0	3	2	0	1	0	0	0	0	0	0	7
08:45	1	1	1	2	2	0	0	0	0	0	0	0	0	7
09:00	0	0	0	1	0	0	0	0	0	0	0	0	0	1
09:15	1	1	0	1	0	0	0	0	0	0	0	0	0	3
09:30	0	0	0	3	0	0	0	0	0	0	0	0	0	3
09:45	0	0	1	0	0	0	0	0	0	0	0	0	0	1
10:00	1	0	0	0	0	0	0	0	0	0	0	0	0	1
10:15	0	0	0	3	0	0	0	0	0	0	0	0	0	3
10:30	0	0	0	1	0	0	0	0	0	0	0	0	0	1
10:45	0	1	0	0	1	1	0	0	0	0	0	0	0	3
11:00	0	0	0	0	0	0	0	0	0	0	0	0	0	0
11:15	0	0	1	1	0	0	0	0	0	0	0	0	0	2
11:30	2	0	1	1	3	0	0	0	0	0	0	0	0	7
11:45	0	1	0	2	1	0	0	0	0	0	0	0	0	4
12:00 PM	0	0	1	0	2	0	0	0	0	0	0	0	0	3
12:15	0	0	1	2	0	0	0	0	0	0	0	0	0	3
12:30	0	1	1	0	0	0	0	0	0	0	0	0	0	2
12:45	0	0	0	1	1	0	0	0	0	0	0	0	0	2
13:00	2	0	0	1	0	0	0	0	0	0	0	0	0	3
13:15	0	1	0	2	0	0	0	0	0	0	0	0	0	3
13:30	0	1	0	0	0	0	0	0	0	0	0	0	0	1
13:45	0	0	1	3	2	0	0	0	0	0	0	0	0	6
14:00	0	0	1	1	1	0	0	0	0	0	0	0	0	3
14:15	0	0	1	0	1	0	0	0	0	0	0	0	0	2
14:30	0	1	3	4	1	1	0	0	0	0	0	0	0	10
14:45	0	0	2	2	5	0	0	0	0	0	0	0	0	9
15:00	0	0	2	1	2	1	0	0	0	0	0	0	0	6
15:15	0	0	0	1	0	0	0	0	0	0	0	0	0	1
15:30	1	0	1	2	1	0	0	0	0	0	0	0	0	5
15:45	0	1	1	1	1	0	0	0	0	0	0	0	0	4
16:00	0	0	2	1	0	0	0	0	0	0	0	0	0	3
16:15	1	0	0	1	1	1	0	0	0	0	0	0	0	4
16:30	1	1	0	0	2	0	0	0	0	0	0	0	0	4
16:45	0	1	0	0	1	0	0	0	0	0	0	0	0	2
17:00	0	0	1	0	1	0	0	0	0	0	0	0	0	2
17:15	0	0	1	1	1	1	0	0	0	0	0	0	0	4
17:30	0	0	0	1	1	0	0	0	0	0	0	0	0	2
17:45	0	0	4	1	1	0	1	0	0	0	0	0	0	7
18:00	0	0	0	0	0	0	0	0	0	0	0	0	0	0
18:15	0	0	1	1	0	0	0	0	0	0	0	0	0	2
18:30	2	1	0	0	1	0	0	0	0	0	0	0	0	4
18:45	0	0	0	0	1	0	0	0	0	0	0	0	0	1
19:00	1	0	0	1	0	0	0	0	0	0	0	0	0	2
19:15	0	0	0	0	0	0	0	0	0	0	0	0	0	0
19:30	0	0	1	0	0	0	0	0	0	0	0	0	0	1
19:45	1	0	0	0	1	0	0	0	0	0	0	0	0	2
20:00	0	0	0	1	0	0	0	0	0	0	0	0	0	1
20:15	0	0	0	0	0	0	0	0	0	0	0	0	0	0
20:30	0	1	0	1	0	0	0	0	0	0	0	0	0	2
20:45	0	1	0	0	1	0	0	0	0	0	0	0	0	2
21:00	0	0	3	0	0	0	0	0	0	0	0	0	0	3
21:15	0	0	0	1	0	0	0	0	0	0	0	0	0	1
21:30	0	0	0	0	0	0	0	0	0	0	0	0	0	0
21:45	0	0	0	0	0	0	0	0	0	0	0	0	0	0
22:00	0	0	0	0	0	0	0	0	0	0	0	0	0	0
22:15	0	0	0	0	0	0	0	0	0	0	0	0	0	0
22:30	0	0	2	0	0	0	0	0	0	0	0	0	0	2
22:45	0	0	0	0	0	0	0	0	0	0	0	0	0	0
23:00	0	0	0	0	0	0	0	0	0	0	0	0	0	0
23:15	0	0	0	1	0	0	0	0	0	0	0	0	0	1
23:30	0	0	0	0	0	0	0	0	0	0	0	0	0	0
23:45	0	0	0	0	0	0	0	0	0	0	0	0	0	0
Totals	15	16	40	59	47	10	6							193
% of Totals	8%	8%	21%	31%	24%	5%	3%							100%

AM Volumes	6	6	10	27	18	6	5	0	0	0	0	0	0	78
% AM	3%	3%	5%	14%	9%	3%	3%							40%
AM Peak Hour	08:30	07:00	07:15	07:15	07:00	07:00	07:00							07:15
Volume	3	2	4	8	8	4	3							29
PM Volumes	9	10	30	32	29	4	1	0	0	0	0	0	0	115
% PM	5%	5%	16%	17%	15%	2%	1%							60%
PM Peak Hour	18:15	12:30	14:15	13:45	14:15	14:15	17:00							14:15
Volume	3	2	8	8	9	2	1							27

Directional Peak Periods	AM 7-9			NOON 12-2			PM 4-6			Off Peak Volumes		
All Classes	Volume	⟷	%	Volume	⟷	%	Volume	⟷	%	Volume	⟷	%
	44		23%	23		12%	28		15%	98		51%

Street Name	Direction	Percentiles					
		15th	50th	Average	85th	95th	ADT
S Myers St	North Bound	19	27	26	34	38	193
S Myers St	South Bound	16	23	23	29	33	249

Prepared by National Data & Surveying Services

SPEED

S Myers St Bet. W Oak St & W Alameda Ave

Day: Wednesday
Date: 1/19/2022

City: Burbank
Project #: CA22_020022_005s

South Bound

Time	< 15	15 - 19	20 - 24	25 - 29	30 - 34	35 - 39	40 - 44	45 - 49	50 - 54	55 - 59	60 - 64	65 - 69	70 +	Total
00:00 AM	0	0	0	0	0	0	0	0	0	0	0	0	0	0
00:15	0	0	0	0	0	0	0	0	0	0	0	0	0	0
00:30	0	0	0	0	0	0	0	0	0	0	0	0	0	0
00:45	0	0	0	0	0	0	0	0	0	0	0	0	0	0
01:00	0	0	0	0	0	0	0	0	0	0	0	0	0	0
01:15	0	0	0	0	0	0	0	0	0	0	0	0	0	0
01:30	0	0	0	0	0	0	0	0	0	0	0	0	0	0
01:45	0	0	0	0	1	0	0	0	0	0	0	0	0	1
02:00	0	0	0	0	0	0	0	0	0	0	0	0	0	0
02:15	0	0	0	0	0	0	0	0	0	0	0	0	0	0
02:30	0	0	0	0	0	0	0	0	0	0	0	0	0	0
02:45	0	0	0	0	0	0	0	0	0	0	0	0	0	0
03:00	0	0	0	0	0	0	0	0	0	0	0	0	0	0
03:15	0	0	0	0	0	0	0	0	0	0	0	0	0	0
03:30	0	0	0	0	0	0	0	0	0	0	0	0	0	0
03:45	0	0	0	0	0	0	0	0	0	0	0	0	0	0
04:00	0	0	0	0	0	0	0	0	0	0	0	0	0	0
04:15	0	0	0	0	0	0	0	0	0	0	0	0	0	0
04:30	0	0	0	0	0	0	0	0	0	0	0	0	0	0
04:45	0	0	0	0	0	0	1	0	0	0	0	0	0	1
05:00	0	0	0	0	0	0	0	0	0	0	0	0	0	0
05:15	0	0	1	0	0	0	1	0	0	0	0	0	0	2
05:30	0	0	0	0	0	0	0	0	0	0	0	0	0	0
05:45	0	0	0	0	0	0	0	0	0	0	0	0	0	0
06:00	0	1	0	0	0	0	0	0	0	0	0	0	0	1
06:15	0	0	0	0	0	0	0	0	0	0	0	0	0	0
06:30	0	0	0	0	0	0	0	0	0	0	0	0	0	0
06:45	0	0	0	2	0	0	0	0	0	0	0	0	0	2
07:00	1	0	0	0	0	0	0	0	0	0	0	0	0	1
07:15	0	0	1	1	1	0	0	0	0	0	0	0	0	3
07:30	0	0	4	0	0	1	0	0	0	0	0	0	0	5
07:45	0	2	4	7	1	0	0	0	0	0	0	0	0	14
08:00	0	2	2	1	1	0	0	0	0	0	0	0	0	6
08:15	2	1	3	1	0	0	0	0	0	0	0	0	0	7
08:30	0	2	1	1	0	0	0	0	0	0	0	0	0	4
08:45	0	0	3	2	0	0	0	0	0	0	0	0	0	5
09:00	0	0	2	1	0	0	0	0	0	0	0	0	0	3
09:15	1	0	1	0	0	0	0	0	0	0	0	0	0	2
09:30	0	1	1	1	1	0	0	0	0	0	0	0	0	4
09:45	0	1	0	2	1	0	0	0	0	0	0	0	0	4
10:00	0	1	0	0	0	0	0	0	0	0	0	0	0	1
10:15	2	0	0	0	0	0	0	0	0	0	0	0	0	2
10:30	0	1	2	0	0	0	0	0	0	0	0	0	0	3
10:45	0	1	3	0	1	0	0	0	0	0	0	0	0	5
11:00	1	1	1	0	0	0	0	0	0	0	0	0	0	3
11:15	0	0	5	1	0	0	0	0	0	0	0	0	0	6
11:30	0	0	0	3	0	0	0	0	0	0	0	0	0	3
11:45	1	1	0	0	0	0	0	0	0	0	0	0	0	2
12:00 PM	0	1	2	2	2	1	0	0	0	0	0	0	0	8
12:15	0	0	3	1	0	0	0	0	0	0	0	0	0	4
12:30	0	0	2	2	0	0	0	0	0	0	0	0	0	4
12:45	0	1	3	1	0	0	0	0	0	0	0	0	0	5
13:00	0	1	2	1	0	0	0	0	0	0	0	0	0	4
13:15	2	1	0	0	0	0	0	0	0	0	0	0	0	3
13:30	0	3	1	1	0	0	0	0	0	0	0	0	0	5
13:45	0	0	0	1	0	0	0	0	0	0	0	0	0	1
14:00	1	0	1	1	1	0	0	0	0	0	0	0	0	4
14:15	0	2	1	5	0	0	0	0	0	0	0	0	0	8
14:30	0	1	1	2	1	0	0	0	0	0	0	0	0	5
14:45	4	3	2	2	0	0	0	0	0	0	0	0	0	11
15:00	1	1	3	3	1	0	0	0	0	0	0	0	0	9
15:15	0	1	1	3	0	0	0	0	0	0	0	0	0	5
15:30	1	0	5	2	2	0	0	0	0	0	0	0	0	10
15:45	0	1	1	2	1	0	0	0	0	0	0	0	0	5
16:00	2	1	2	1	0	0	0	0	0	0	0	0	0	6
16:15	0	1	4	3	0	0	0	0	0	0	0	0	0	8
16:30	0	0	0	0	1	0	0	0	0	0	0	0	0	1
16:45	3	2	0	0	0	0	0	0	0	0	0	0	0	5
17:00	0	1	3	0	0	0	0	0	0	0	0	0	0	4
17:15	0	0	3	1	0	0	0	0	0	0	0	0	0	4
17:30	0	1	0	0	0	0	0	0	0	0	0	0	0	1
17:45	0	0	1	1	0	0	0	0	0	0	0	0	0	2
18:00	0	0	1	3	0	0	0	0	0	0	0	0	0	4
18:15	1	0	0	0	0	0	0	0	0	0	0	0	0	1
18:30	0	5	2	1	0	0	0	0	0	0	0	0	0	8
18:45	0	0	0	1	0	1	0	0	0	0	0	0	0	2
19:00	0	0	0	3	0	0	0	0	0	0	0	0	0	3
19:15	1	0	1	0	0	0	0	0	0	0	0	0	0	2
19:30	0	0	1	0	1	0	0	0	0	0	0	0	0	2
19:45	0	0	0	0	0	0	0	0	0	0	0	0	0	0
20:00	0	1	1	0	0	0	0	0	0	0	0	0	0	2
20:15	0	0	2	0	1	1	0	0	0	0	0	0	0	4
20:30	0	0	0	1	0	0	0	0	0	0	0	0	0	1
20:45	0	0	0	0	0	0	0	0	0	0	0	0	0	0
21:00	0	0	0	0	0	0	0	0	0	0	0	0	0	0
21:15	0	0	0	0	0	1	0	0	0	0	0	0	0	1
21:30	1	0	1	0	0	0	0	0	0	0	0	0	0	2
21:45	0	0	0	0	0	0	0	0	0	0	0	0	0	0
22:00	0	0	0	0	0	0	0	0	0	0	0	0	0	0
22:15	2	1	0	0	0	0	0	0	0	0	0	0	0	3
22:30	0	0	0	0	0	0	0	0	0	0	0	0	0	0
22:45	0	0	0	0	0	0	0	0	0	0	0	0	0	0
23:00	0	0	0	0	0	0	0	0	0	0	0	0	0	0
23:15	0	0	1	0	0	0	0	0	0	0	0	0	0	1
23:30	0	0	1	0	0	0	0	0	0	0	0	0	0	1
23:45	0	0	0	0	0	0	0	0	0	0	0	0	0	0
Totals	27	44	86	67	18	5	2							249
% of Totals	11%	18%	35%	27%	7%	2%	1%							100%

AM Volumes	8	15	34	23	7	1	2	0	0	0	0	0	0	90
% AM	3%	6%	14%	9%	3%	0%	1%							36%
AM Peak Hour	10:15	07:45	07:30	07:45	07:15	06:45	04:30							07:30
Volume	3	7	13	10	3	1	2							32
PM Volumes	19	29	52	44	11	4	0	0	0	0	0	0	0	159
% PM	8%	12%	21%	18%	4%	2%								64%
PM Peak Hour	14:45	14:15	15:30	14:15	15:00	12:00								14:45
Volume	6	7	12	12	4	1								35

Directional Peak Periods	AM 7-9			NOON 12-2			PM 4-6			Off Peak Volumes		
All Classes	Volume	↔	%	Volume	↔	%	Volume	↔	%	Volume	↔	%
	45	↔	18%	34	↔	14%	31	↔	12%	139	↔	56%

Street Name	Direction	Percentiles					
		15th	50th	Average	85th	95th	ADT
S Myers St	North Bound	19	27	26	34	38	193
S Myers St	South Bound	16	23	23	29	33	249

Prepared by National Data & Surveying Services

SPEED

S Myers St Bet. W Oak St & W Alameda Ave

Day: Wednesday
Date: 1/19/2022

City: Burbank
Project #: CA22_020022_005

Summary

Time	< 15	15 - 19	20 - 24	25 - 29	30 - 34	35 - 39	40 - 44	45 - 49	50 - 54	55 - 59	60 - 64	65 - 69	70 +	Total
00:00 AM	0	0	0	0	0	0	0	0	0	0	0	0	0	0
00:15	0	0	0	0	0	0	0	0	0	0	0	0	0	0
00:30	0	0	0	0	0	0	0	0	0	0	0	0	0	0
00:45	0	0	0	0	0	0	0	0	0	0	0	0	0	0
01:00	0	0	0	0	0	0	0	0	0	0	0	0	0	0
01:15	0	0	0	0	0	0	0	0	0	0	0	0	0	0
01:30	0	0	0	0	0	0	0	0	0	0	0	0	0	0
01:45	0	0	0	0	1	0	0	0	0	0	0	0	0	1
02:00	0	0	0	0	1	0	0	0	0	0	0	0	0	1
02:15	0	0	0	0	0	0	0	0	0	0	0	0	0	0
02:30	0	0	0	0	0	0	0	0	0	0	0	0	0	0
02:45	0	0	0	0	0	0	0	0	0	0	0	0	0	0
03:00	0	0	0	0	0	0	0	0	0	0	0	0	0	0
03:15	0	0	0	0	0	0	0	0	0	0	0	0	0	0
03:30	0	0	0	0	0	0	0	0	0	0	0	0	0	0
03:45	0	0	0	0	0	0	0	0	0	0	0	0	0	0
04:00	0	0	0	0	0	0	0	0	0	0	0	0	0	0
04:15	0	0	0	0	0	0	0	0	0	0	0	0	0	0
04:30	0	0	0	0	0	0	0	0	0	0	0	0	0	0
04:45	0	0	0	0	0	1	1	0	0	0	0	0	0	2
05:00	0	0	0	0	0	0	0	0	0	0	0	0	0	0
05:15	0	0	1	0	0	0	1	0	0	0	0	0	0	2
05:30	0	0	0	0	0	0	0	0	0	0	0	0	0	0
05:45	0	0	0	0	0	0	0	0	0	0	0	0	0	0
06:00	0	1	0	0	0	0	0	0	0	0	0	0	0	1
06:15	0	0	2	0	0	0	0	0	0	0	0	0	0	2
06:30	0	0	0	0	0	0	1	0	0	0	0	0	0	1
06:45	0	0	0	2	0	0	0	0	0	0	0	0	0	2
07:00	1	0	0	0	0	0	0	0	0	0	0	0	0	1
07:15	0	0	1	2	1	1	0	0	0	0	0	0	0	5
07:30	0	1	6	4	3	3	1	0	0	0	0	0	0	18
07:45	0	3	5	9	6	1	2	0	0	0	0	0	0	26
08:00	0	2	3	2	1	0	0	0	0	0	0	0	0	8
08:15	2	1	3	2	0	0	0	0	0	0	0	0	0	8
08:30	1	2	1	4	2	0	1	0	0	0	0	0	0	11
08:45	1	1	4	4	2	0	0	0	0	0	0	0	0	12
09:00	0	0	2	2	0	0	0	0	0	0	0	0	0	4
09:15	2	1	1	1	0	0	0	0	0	0	0	0	0	5
09:30	0	1	1	4	1	0	0	0	0	0	0	0	0	7
09:45	0	1	1	2	1	0	0	0	0	0	0	0	0	5
10:00	1	1	0	0	0	0	0	0	0	0	0	0	0	2
10:15	2	0	0	3	0	0	0	0	0	0	0	0	0	5
10:30	0	1	2	1	0	0	0	0	0	0	0	0	0	4
10:45	0	2	3	0	2	1	0	0	0	0	0	0	0	8
11:00	1	1	1	0	0	0	0	0	0	0	0	0	0	3
11:15	0	0	6	2	0	0	0	0	0	0	0	0	0	8
11:30	2	0	1	4	3	0	0	0	0	0	0	0	0	10
11:45	1	2	0	2	1	0	0	0	0	0	0	0	0	6
12:00 PM	0	1	3	2	4	1	0	0	0	0	0	0	0	11
12:15	0	0	4	3	0	0	0	0	0	0	0	0	0	7
12:30	0	1	3	2	0	0	0	0	0	0	0	0	0	6
12:45	0	1	3	2	1	0	0	0	0	0	0	0	0	7
13:00	2	1	2	2	0	0	0	0	0	0	0	0	0	7
13:15	2	2	0	2	0	0	0	0	0	0	0	0	0	6
13:30	0	4	1	1	0	0	0	0	0	0	0	0	0	6
13:45	0	0	1	4	2	0	0	0	0	0	0	0	0	7
14:00	1	0	2	2	2	0	0	0	0	0	0	0	0	7
14:15	0	2	2	5	1	0	0	0	0	0	0	0	0	10
14:30	0	2	4	6	2	1	0	0	0	0	0	0	0	15
14:45	4	3	4	4	5	0	0	0	0	0	0	0	0	20
15:00	1	1	5	4	3	1	0	0	0	0	0	0	0	15
15:15	0	1	1	4	0	0	0	0	0	0	0	0	0	6
15:30	2	0	6	4	3	0	0	0	0	0	0	0	0	15
15:45	0	2	2	3	2	0	0	0	0	0	0	0	0	9
16:00	2	1	4	2	0	0	0	0	0	0	0	0	0	9
16:15	1	1	4	4	1	1	0	0	0	0	0	0	0	12
16:30	1	1	0	0	3	0	0	0	0	0	0	0	0	5
16:45	3	3	0	0	1	0	0	0	0	0	0	0	0	7
17:00	0	1	4	0	1	0	0	0	0	0	0	0	0	6
17:15	0	0	4	2	1	1	0	0	0	0	0	0	0	8
17:30	0	1	0	1	1	0	0	0	0	0	0	0	0	3
17:45	0	0	5	2	1	0	1	0	0	0	0	0	0	9
18:00	0	0	1	3	0	0	0	0	0	0	0	0	0	4
18:15	1	0	1	1	0	0	0	0	0	0	0	0	0	3
18:30	2	6	2	1	1	0	0	0	0	0	0	0	0	12
18:45	0	0	0	1	1	1	0	0	0	0	0	0	0	3
19:00	1	0	0	4	0	0	0	0	0	0	0	0	0	5
19:15	1	0	1	0	0	0	0	0	0	0	0	0	0	2
19:30	0	0	2	0	1	0	0	0	0	0	0	0	0	3
19:45	1	0	0	0	1	0	0	0	0	0	0	0	0	2
20:00	0	1	1	1	0	0	0	0	0	0	0	0	0	3
20:15	0	0	2	0	1	1	0	0	0	0	0	0	0	4
20:30	0	1	0	2	0	0	0	0	0	0	0	0	0	3
20:45	0	1	0	0	1	0	0	0	0	0	0	0	0	2
21:00	0	0	3	0	0	0	0	0	0	0	0	0	0	3
21:15	0	0	0	1	0	1	0	0	0	0	0	0	0	2
21:30	1	0	1	0	0	0	0	0	0	0	0	0	0	2
21:45	0	0	0	0	0	0	0	0	0	0	0	0	0	0
22:00	0	0	0	0	0	0	0	0	0	0	0	0	0	0
22:15	2	1	0	0	0	0	0	0	0	0	0	0	0	3
22:30	0	0	2	0	0	0	0	0	0	0	0	0	0	2
22:45	0	0	0	0	0	0	0	0	0	0	0	0	0	0
23:00	0	0	0	0	0	0	0	0	0	0	0	0	0	0
23:15	0	0	1	1	0	0	0	0	0	0	0	0	0	2
23:30	0	0	1	0	0	0	0	0	0	0	0	0	0	1
23:45	0	0	0	0	0	0	0	0	0	0	0	0	0	0
Totals	42	60	126	126	65	15	8							442
% of Totals	10%	14%	29%	29%	15%	3%	2%							100%

AM Volumes	14	21	44	50	25	7	7	0	0	0	0	0	0	168
% AM	3%	5%	10%	11%	6%	2%	2%							38%
AM Peak Hour	08:00	07:45	07:30	07:15	07:15	07:00	07:00							07:30
Volume	4	8	17	17	11	5	3							60
PM Volumes	28	39	82	76	40	8	1	0	0	0	0	0	0	274
% PM	6%	9%	19%	17%	9%	2%	0%							62%
PM Peak Hour	14:45	12:45	14:45	14:15	14:15	14:15	17:00							14:15
Volume	7	8	16	19	11	2	1							60

Directional Peak Periods	AM 7-9			NOON 12-2			PM 4-6			Off Peak Volumes		
All Classes	Volume	⟷	%	Volume	⟷	%	Volume	⟷	%	Volume	⟷	%
	89	⟷	20%	57	⟷	13%	59	⟷	13%	237	⟷	54%

Street Name	Direction	Percentiles					
		15th	50th	Average	85th	95th	ADT
S Myers St	Summary	17	25	24	32	35	442

Prepared by National Data & Surveying Services

SPEED

S Myers St Bet. W Oak St & W Alameda Ave

Day: Wednesday
Date: 1/19/2022

City: Burbank
Project #: CA22_020022_005n

North Bound

Time	< 15	15 - 19	20 - 24	25 - 29	30 - 34	35 - 39	40 - 44	45 - 49	50 - 54	55 - 59	60 - 64	65 - 69	70 +	Total
00:00 AM	0	0	0	0	0	0	0	0	0	0	0	0	0	0
01:00	0	0	0	0	0	0	0	0	0	0	0	0	0	0
02:00	0	0	0	0	1	0	0	0	0	0	0	0	0	1
03:00	0	0	0	0	0	0	0	0	0	0	0	0	0	0
04:00	0	0	0	0	0	1	0	0	0	0	0	0	0	1
05:00	0	0	0	0	0	0	0	0	0	0	0	0	0	0
06:00	0	0	2	0	0	0	1	0	0	0	0	0	0	3
07:00	0	2	3	7	8	4	3	0	0	0	0	0	0	27
08:00	2	1	2	7	4	0	1	0	0	0	0	0	0	17
09:00	1	1	1	5	0	0	0	0	0	0	0	0	0	8
10:00	1	1	0	4	1	1	0	0	0	0	0	0	0	8
11:00	2	1	2	4	4	0	0	0	0	0	0	0	0	13
12:00 PM	0	1	3	3	3	0	0	0	0	0	0	0	0	10
13:00	2	2	1	6	2	0	0	0	0	0	0	0	0	13
14:00	0	1	7	7	8	1	0	0	0	0	0	0	0	24
15:00	1	1	4	5	4	1	0	0	0	0	0	0	0	16
16:00	2	2	2	2	4	1	0	0	0	0	0	0	0	13
17:00	0	0	6	3	4	1	1	0	0	0	0	0	0	15
18:00	2	1	1	1	2	0	0	0	0	0	0	0	0	7
19:00	2	0	1	1	1	0	0	0	0	0	0	0	0	5
20:00	0	2	0	2	1	0	0	0	0	0	0	0	0	5
21:00	0	0	3	1	0	0	0	0	0	0	0	0	0	4
22:00	0	0	2	0	0	0	0	0	0	0	0	0	0	2
23:00	0	0	0	1	0	0	0	0	0	0	0	0	0	1
Totals	15	16	40	59	47	10	6							193
% of Totals	8%	8%	21%	31%	24%	5%	3%							100%

AM Volumes	6	6	10	27	18	6	5	0	0	0	0	0	0	78
% AM	3%	3%	5%	14%	9%	3%	3%							40%
AM Peak Hour	08:00	07:00	07:00	07:00	07:00	07:00	07:00							07:00
Volume	2	2	3	7	8	4	3							27
PM Volumes	9	10	30	32	29	4	1	0	0	0	0	0	0	115
% PM	5%	5%	16%	17%	15%	2%	1%							60%
PM Peak Hour	13:00	13:00	14:00	14:00	14:00	14:00	17:00							14:00
Volume	2	2	7	7	8	1	1							24

Directional Peak Periods	AM 7-9			NOON 12-2			PM 4-6			Off Peak Volumes		
All Speeds	Volume		%	Volume		%	Volume		%	Volume		%
	44	↔	23%	23	↔	12%	28	↔	15%	98	↔	51%

Street Name	Direction	Percentiles					
		15th	50th	Average	85th	95th	ADT
S Myers St	North Bound	19	27	26	34	38	193
S Myers St	South Bound	16	23	23	29	33	249

Prepared by National Data & Surveying Services

SPEED

S Myers St Bet. W Oak St & W Alameda Ave

Day: Wednesday
Date: 1/19/2022

City: Burbank
Project #: CA22_020022_005s

South Bound

Time	< 15	15 - 19	20 - 24	25 - 29	30 - 34	35 - 39	40 - 44	45 - 49	50 - 54	55 - 59	60 - 64	65 - 69	70 +	Total
00:00 AM	0	0	0	0	0	0	0	0	0	0	0	0	0	**0**
01:00	0	0	0	0	1	0	0	0	0	0	0	0	0	**1**
02:00	0	0	0	0	0	0	0	0	0	0	0	0	0	**0**
03:00	0	0	0	0	0	0	0	0	0	0	0	0	0	**0**
04:00	0	0	0	0	0	0	1	0	0	0	0	0	0	**1**
05:00	0	0	1	0	0	0	1	0	0	0	0	0	0	**2**
06:00	0	1	0	2	0	0	0	0	0	0	0	0	0	**3**
07:00	1	2	9	8	2	1	0	0	0	0	0	0	0	**23**
08:00	2	5	9	5	1	0	0	0	0	0	0	0	0	**22**
09:00	1	2	4	4	2	0	0	0	0	0	0	0	0	**13**
10:00	2	3	5	0	1	0	0	0	0	0	0	0	0	**11**
11:00	2	2	6	4	0	0	0	0	0	0	0	0	0	**14**
12:00 PM	0	2	10	6	2	1	0	0	0	0	0	0	0	**21**
13:00	2	5	3	3	0	0	0	0	0	0	0	0	0	**13**
14:00	5	6	5	10	2	0	0	0	0	0	0	0	0	**28**
15:00	2	3	10	10	4	0	0	0	0	0	0	0	0	**29**
16:00	5	4	6	4	1	0	0	0	0	0	0	0	0	**20**
17:00	0	2	7	2	0	0	0	0	0	0	0	0	0	**11**
18:00	1	5	3	5	0	1	0	0	0	0	0	0	0	**15**
19:00	1	0	2	3	1	0	0	0	0	0	0	0	0	**7**
20:00	0	1	3	1	1	1	0	0	0	0	0	0	0	**7**
21:00	1	0	1	0	0	1	0	0	0	0	0	0	0	**3**
22:00	2	1	0	0	0	0	0	0	0	0	0	0	0	**3**
23:00	0	0	2	0	0	0	0	0	0	0	0	0	0	**2**
Totals	**27**	**44**	**86**	**67**	**18**	**5**	**2**							**249**
% of Totals	11%	18%	35%	27%	7%	2%	1%							100%

AM Volumes	8	15	34	23	7	1	2	0	0	0	0	0	0	90
% AM	3%	6%	14%	9%	3%	0%	1%							36%
AM Peak Hour	08:00	08:00	07:00	07:00	07:00	07:00	04:00							07:00
Volume	2	5	9	8	2	1	1							23
PM Volumes	19	29	52	44	11	4	0	0	0	0	0	0	0	159
% PM	8%	12%	21%	18%	4%	2%								64%
PM Peak Hour	14:00	14:00	12:00	14:00	15:00	12:00								15:00
Volume	5	6	10	10	4	1								29

Directional Peak Periods	**AM 7-9**			**NOON 12-2**			**PM 4-6**			**Off Peak Volumes**		
All Speeds	Volume		%	Volume		%	Volume		%	Volume		%
	45	↔	18%	34	↔	14%	31	↔	12%	139	↔	56%

Street Name	Direction	Percentiles					
		15th	50th	Average	85th	95th	ADT
S Myers St	North Bound	19	27	26	34	38	193
S Myers St	South Bound	16	23	23	29	33	249

Prepared by National Data & Surveying Services

SPEED

S Myers St Bet. W Oak St & W Alameda Ave

Day: Wednesday
Date: 1/19/2022

City: Burbank
Project #: CA22_020022_005

Summary

Time	< 15	15 - 19	20 - 24	25 - 29	30 - 34	35 - 39	40 - 44	45 - 49	50 - 54	55 - 59	60 - 64	65 - 69	70 +	Total
00:00 AM	0	0	0	0	0	0	0	0	0	0	0	0	0	0
01:00	0	0	0	0	1	0	0	0	0	0	0	0	0	1
02:00	0	0	0	0	1	0	0	0	0	0	0	0	0	1
03:00	0	0	0	0	0	0	0	0	0	0	0	0	0	0
04:00	0	0	0	0	0	1	1	0	0	0	0	0	0	2
05:00	0	0	1	0	0	0	1	0	0	0	0	0	0	2
06:00	0	1	2	2	0	0	1	0	0	0	0	0	0	6
07:00	1	4	12	15	10	5	3	0	0	0	0	0	0	50
08:00	4	6	11	12	5	0	1	0	0	0	0	0	0	39
09:00	2	3	5	9	2	0	0	0	0	0	0	0	0	21
10:00	3	4	5	4	2	1	0	0	0	0	0	0	0	19
11:00	4	3	8	8	4	0	0	0	0	0	0	0	0	27
12:00 PM	0	3	13	9	5	1	0	0	0	0	0	0	0	31
13:00	4	7	4	9	2	0	0	0	0	0	0	0	0	26
14:00	5	7	12	17	10	1	0	0	0	0	0	0	0	52
15:00	3	4	14	15	8	1	0	0	0	0	0	0	0	45
16:00	7	6	8	6	5	1	0	0	0	0	0	0	0	33
17:00	0	2	13	5	4	1	1	0	0	0	0	0	0	26
18:00	3	6	4	6	2	1	0	0	0	0	0	0	0	22
19:00	3	0	3	4	2	0	0	0	0	0	0	0	0	12
20:00	0	3	3	3	2	1	0	0	0	0	0	0	0	12
21:00	1	0	4	1	0	1	0	0	0	0	0	0	0	7
22:00	2	1	2	0	0	0	0	0	0	0	0	0	0	5
23:00	0	0	2	1	0	0	0	0	0	0	0	0	0	3
Totals	42	60	126	126	65	15	8							442
% of Totals	10%	14%	29%	29%	15%	3%	2%							100%

AM Volumes	14	21	44	50	25	7	7	0	0	0	0	0	0	168
% AM	3%	5%	10%	11%	6%	2%	2%							38%
AM Peak Hour	08:00	08:00	07:00	07:00	07:00	07:00	07:00							07:00
Volume	4	6	12	15	10	5	3							50
PM Volumes	28	39	82	76	40	8	1	0	0	0	0	0	0	274
% PM	6%	9%	19%	17%	9%	2%	0%							62%
PM Peak Hour	16:00	13:00	15:00	14:00	14:00	12:00	17:00							14:00
Volume	7	7	14	17	10	1	1							52

Directional Peak Periods	AM 7-9			NOON 12-2			PM 4-6			Off Peak Volumes		
All Speeds	Volume		%	Volume		%	Volume		%	Volume		%
	89	↔	20%	57	↔	13%	59	↔	13%	237	↔	54%

Street Name	Direction	Percentiles					
		15th	50th	Average	85th	95th	ADT
S Myers St	Summary	17	25	24	32	35	442

Prepared by NDS/ATD

Prepared by National Data & Surveying Services

VOLUME

S Myers St Bet. W Oak St & W Alameda Ave

Day: Wednesday
Date: 1/19/2022

City: Burbank
Project #: CA22_020022_005

DAILY TOTALS	NB	SB	EB	WB	Total
	193	249	0	0	442

AM Period	NB		SB		EB	WB	TOTAL		PM Period	NB		SB		EB	WB	TOTAL	
00:00	0		0		0	0			12:00	3		8		0	0	11	
00:15	0		0		0	0			12:15	3		4		0	0	7	
00:30	0		0		0	0			12:30	2		4		0	0	6	
00:45	0		0		0	0			12:45	2	10	5	21	0	0	7	31
01:00	0		0		0	0			13:00	3		4		0	0	7	
01:15	0		0		0	0			13:15	3		3		0	0	6	
01:30	0		0		0	0			13:30	1		5		0	0	6	
01:45	0		1	1	0	0	1	1	13:45	6	13	1	13	0	0	7	26
02:00	1		0		0	0	1		14:00	3		4		0	0	7	
02:15	0		0		0	0			14:15	2		8		0	0	10	
02:30	0		0		0	0			14:30	10		5		0	0	15	
02:45	0	1	0		0	0		1	14:45	9	24	11	28	0	0	20	52
03:00	0		0		0	0			15:00	6		9		0	0	15	
03:15	0		0		0	0			15:15	1		5		0	0	6	
03:30	0		0		0	0			15:30	5		10		0	0	15	
03:45	0		0		0	0			15:45	4	16	5	29	0	0	9	45
04:00	0		0		0	0			16:00	3		6		0	0	9	
04:15	0		0		0	0			16:15	4		8		0	0	12	
04:30	0		0		0	0			16:30	4		1		0	0	5	
04:45	1	1	1	1	0	0	2	2	16:45	2	13	5	20	0	0	7	33
05:00	0		0		0	0			17:00	2		4		0	0	6	
05:15	0		2		0	0	2		17:15	4		4		0	0	8	
05:30	0		0		0	0			17:30	2		1		0	0	3	
05:45	0		0	2	0	0		2	17:45	7	15	2	11	0	0	9	26
06:00	0		1		0	0	1		18:00	0		4		0	0	4	
06:15	2		0		0	0	2		18:15	2		1		0	0	3	
06:30	1		0		0	0	1		18:30	4		8		0	0	12	
06:45	0	3	2	3	0	0	2	6	18:45	1	7	2	15	0	0	3	22
07:00	0		1		0	0	1		19:00	2		3		0	0	5	
07:15	2		3		0	0	5		19:15	0		2		0	0	2	
07:30	13		5		0	0	18		19:30	1		2		0	0	3	
07:45	12	27	14	23	0	0	26	50	19:45	2	5	0	7	0	0	2	12
08:00	2		6		0	0	8		20:00	1		2		0	0	3	
08:15	1		7		0	0	8		20:15	0		4		0	0	4	
08:30	7		4		0	0	11		20:30	2		1		0	0	3	
08:45	7	17	5	22	0	0	12	39	20:45	2	5	0	7	0	0	2	12
09:00	1		3		0	0	4		21:00	3		0		0	0	3	
09:15	3		2		0	0	5		21:15	1		1		0	0	2	
09:30	3		4		0	0	7		21:30	0		2		0	0	2	
09:45	1	8	4	13	0	0	5	21	21:45	0	4	0	3	0	0		7
10:00	1		1		0	0	2		22:00	0		0		0	0		
10:15	3		2		0	0	5		22:15	0		3		0	0	3	
10:30	1		3		0	0	4		22:30	2		0		0	0	2	
10:45	3	8	5	11	0	0	8	19	22:45	0	2	0	3	0	0		5
11:00	0		3		0	0	3		23:00	0		0		0	0		
11:15	2		6		0	0	8		23:15	1		1		0	0	2	
11:30	7		3		0	0	10		23:30	0		1		0	0	1	
11:45	4	13	2	14	0	0	6	27	23:45	0	1	0	2	0	0		3
TOTALS		78		90				168	TOTALS		115		159				274
SPLIT %		46.4%		53.6%				38.0%	SPLIT %		42.0%		58.0%				62.0%

DAILY TOTALS	NB	SB	EB	WB	Total
	193	249	0	0	442

AM Peak Hour	07:15	07:30			07:30	PM Peak Hour	14:15	14:45			14:15
AM Pk Volume	29	32			60	PM Pk Volume	27	35			60
Pk Hr Factor	0.558	0.571			0.577	Pk Hr Factor	0.675	0.795			0.750
7 - 9 Volume	44	45	0	0	89	4 - 6 Volume	28	31	0	0	59
7 - 9 Peak Hour	07:15	07:30			07:30	4 - 6 Peak Hour	17:00	16:00			16:00
7 - 9 Pk Volume	29	32	0	0	60	4 - 6 Pk Volume	15	20	0	0	33
Pk Hr Factor	0.558	0.571	0.000	0.000	0.577	Pk Hr Factor	0.536	0.625	0.000	0.000	0.688

Prepared by NDS/ATD

Project #: CA22_020022_005 **City:** Burbank

Location: S Myers St Bet. W Oak St & W Alameda Ave **Date:** 1/19/2022

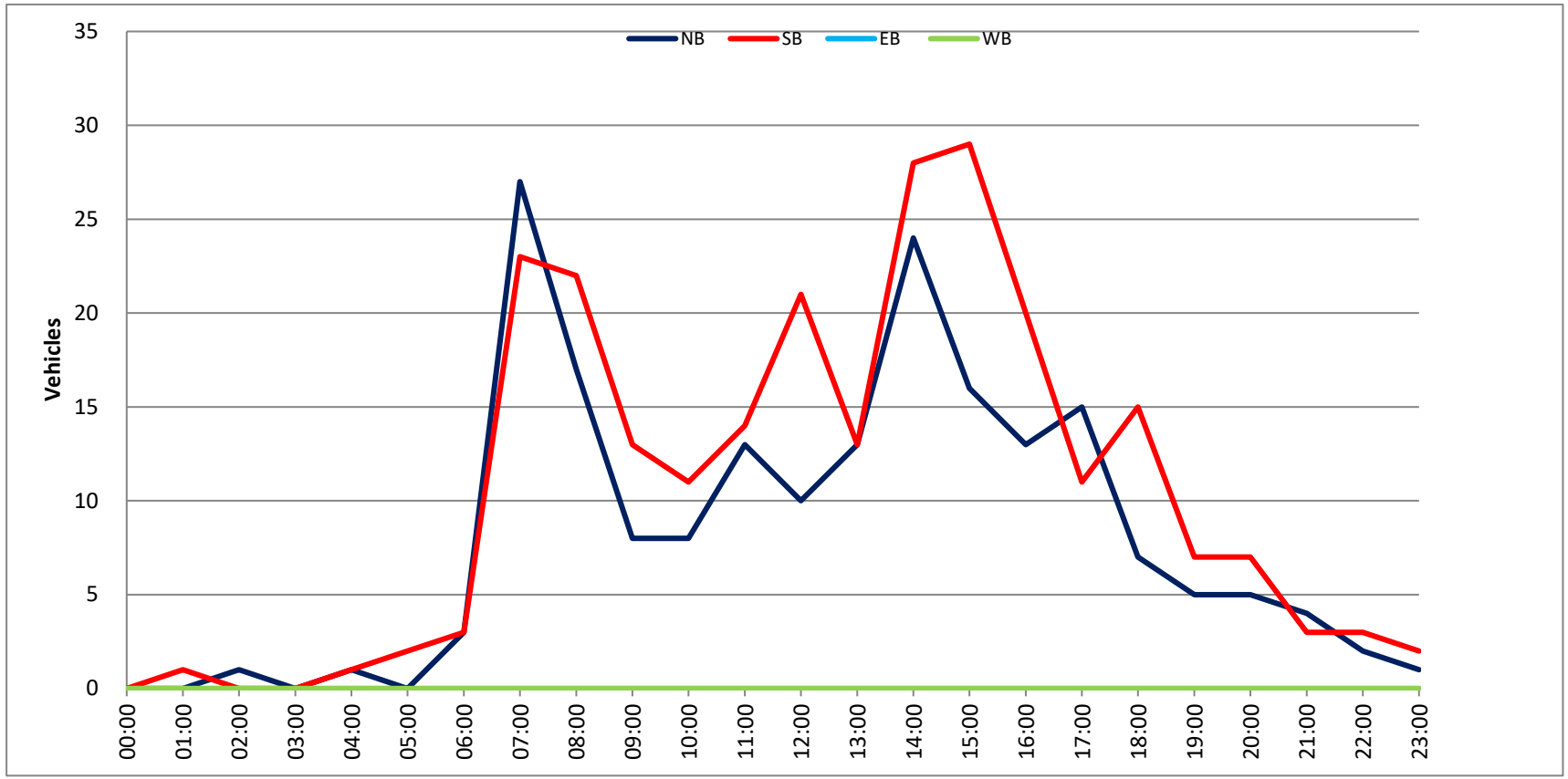

Prepared by National Data & Surveying Services

SPEED

S Myers St Bet. W Oak St & W Alameda Ave

Day: Thursday
Date: 1/20/2022

City: Burbank
Project #: CA22_020022_005n

North Bound

Time	< 15	15 - 19	20 - 24	25 - 29	30 - 34	35 - 39	40 - 44	45 - 49	50 - 54	55 - 59	60 - 64	65 - 69	70 +	Total
00:00 AM	0	0	0	0	0	0	0	0	0	0	0	0	0	0
00:15	0	0	0	0	0	0	0	0	0	0	0	0	0	0
00:30	0	0	0	0	0	0	0	0	0	0	0	0	0	0
00:45	0	0	0	0	0	0	0	0	0	0	0	0	0	0
01:00	0	0	1	0	0	0	0	0	0	0	0	0	0	1
01:15	0	0	0	0	0	0	0	0	0	0	0	0	0	0
01:30	0	0	0	0	1	0	0	0	0	0	0	0	0	1
01:45	0	0	0	0	0	0	0	0	0	0	0	0	0	0
02:00	0	0	0	0	0	0	0	0	0	0	0	0	0	0
02:15	0	0	0	0	0	0	0	0	0	0	0	0	0	0
02:30	0	0	0	0	0	0	0	0	0	0	0	0	0	0
02:45	0	0	0	0	0	1	0	0	0	0	0	0	0	1
03:00	0	0	0	0	0	0	0	0	0	0	0	0	0	0
03:15	0	0	0	0	0	0	0	0	0	0	0	0	0	0
03:30	0	0	0	0	0	0	0	0	0	0	0	0	0	0
03:45	0	0	0	0	0	0	0	0	0	0	0	0	0	0
04:00	0	0	0	0	0	0	0	0	0	0	0	0	0	0
04:15	0	0	0	0	0	0	0	0	0	0	0	0	0	0
04:30	0	0	0	0	0	0	0	0	0	0	0	0	0	0
04:45	0	0	0	0	0	1	0	0	0	0	0	0	0	1
05:00	0	0	0	0	0	0	0	0	0	0	0	0	0	0
05:15	0	0	0	0	0	0	0	0	0	0	0	0	0	0
05:30	0	0	0	0	0	0	0	0	0	0	0	0	0	0
05:45	0	0	0	0	0	0	0	0	0	0	0	0	0	0
06:00	0	0	0	0	0	0	0	0	0	0	0	0	0	0
06:15	0	0	2	0	0	0	0	0	0	0	0	0	0	2
06:30	0	0	0	0	0	0	0	0	0	0	0	0	0	0
06:45	0	0	0	2	0	0	0	0	0	0	0	0	0	2
07:00	0	0	1	0	1	0	0	0	0	0	0	0	0	2
07:15	0	0	2	0	0	1	0	0	0	0	0	0	0	3
07:30	0	1	4	10	3	1	0	0	0	0	0	0	0	19
07:45	0	0	1	2	2	2	0	0	0	0	0	0	0	7
08:00	1	0	0	0	0	0	0	0	0	0	0	0	0	1
08:15	0	0	1	1	0	0	0	0	0	0	0	0	0	2
08:30	1	0	0	1	0	0	0	0	0	0	0	0	0	2
08:45	0	0	1	0	0	0	0	0	0	0	0	0	0	1
09:00	1	0	0	0	0	0	0	0	0	0	0	0	0	1
09:15	0	2	2	0	0	0	0	0	0	0	0	0	0	4
09:30	0	0	1	0	1	0	0	0	0	0	0	0	0	2
09:45	0	0	1	2	0	0	0	0	0	0	0	0	0	3
10:00	0	0	2	0	0	0	0	0	0	0	0	0	0	2
10:15	0	0	0	0	0	0	0	0	0	0	0	0	0	0
10:30	0	0	2	0	0	1	0	0	0	0	0	0	0	3
10:45	1	0	0	0	1	0	0	0	0	0	0	0	0	2
11:00	0	0	0	0	1	0	0	0	0	0	0	0	0	1
11:15	1	0	1	0	1	0	0	0	0	0	0	0	0	3
11:30	0	0	0	1	1	0	0	0	0	0	0	0	0	2
11:45	1	0	1	0	0	0	0	0	0	0	0	0	0	2
12:00 PM	1	1	1	1	0	0	0	0	0	0	0	0	0	4
12:15	0	0	0	0	1	0	0	0	0	0	0	0	0	1
12:30	1	0	1	0	1	0	0	0	0	0	0	0	0	3
12:45	1	1	2	0	0	0	0	0	0	0	0	0	0	4
13:00	0	1	0	1	0	0	0	0	0	0	0	0	0	2
13:15	0	0	0	0	1	0	0	0	0	0	0	0	0	1
13:30	0	0	1	2	0	1	0	0	0	0	0	0	0	4
13:45	0	1	0	1	0	0	0	0	0	0	0	0	0	2
14:00	0	0	2	2	0	1	0	0	0	0	0	0	0	5
14:15	1	0	1	1	1	0	0	0	0	0	0	0	0	4
14:30	0	1	0	4	2	1	0	0	0	0	0	0	0	8
14:45	2	0	2	5	2	3	0	0	0	0	0	0	0	14
15:00	0	0	0	1	0	0	0	0	0	0	0	0	0	1
15:15	1	0	1	2	0	0	0	0	0	0	0	0	0	4
15:30	0	0	1	0	1	0	0	0	0	0	0	0	0	2
15:45	0	0	0	0	1	0	0	0	0	0	0	0	0	1
16:00	1	0	1	1	1	0	0	0	0	0	0	0	0	4
16:15	1	0	0	1	1	0	0	0	0	0	0	0	0	3
16:30	0	0	2	2	0	0	0	0	0	0	0	0	0	4
16:45	0	0	1	1	2	0	0	0	0	0	0	0	0	4
17:00	0	0	0	1	0	0	0	0	0	0	0	0	0	1
17:15	1	0	1	0	0	0	0	0	0	0	0	0	0	2
17:30	0	0	0	1	0	1	0	0	0	0	0	0	0	2
17:45	0	1	0	0	1	2	0	0	0	0	0	0	0	4
18:00	0	1	0	2	0	1	0	0	0	0	0	0	0	4
18:15	1	0	2	0	0	0	0	0	0	0	0	0	0	3
18:30	0	0	0	2	0	0	0	0	0	0	0	0	0	2
18:45	0	1	0	2	0	0	0	0	0	0	0	0	0	3
19:00	0	0	0	1	1	0	0	0	0	0	0	0	0	2
19:15	0	0	0	0	0	0	0	0	0	0	0	0	0	0
19:30	0	0	0	0	0	0	0	0	0	0	0	0	0	0
19:45	0	0	1	1	1	0	0	0	0	0	0	0	0	3
20:00	0	0	0	0	0	0	0	0	0	0	0	0	0	0
20:15	0	0	0	0	0	0	0	0	0	0	0	0	0	0
20:30	0	0	0	0	0	0	0	0	0	0	0	0	0	0
20:45	1	0	0	0	0	1	0	0	0	0	0	0	0	2
21:00	0	0	0	0	0	0	0	0	0	0	0	0	0	0
21:15	0	1	1	0	0	0	0	0	0	0	0	0	0	2
21:30	0	0	0	0	0	0	0	0	0	0	0	0	0	0
21:45	0	0	0	0	0	0	0	0	0	0	0	0	0	0
22:00	0	0	0	0	0	1	0	0	0	0	0	0	0	1
22:15	1	0	1	0	0	0	0	0	0	0	0	0	0	2
22:30	0	0	0	0	0	0	0	0	0	0	0	0	0	0
22:45	1	0	1	0	0	0	0	0	0	0	0	0	0	2
23:00	0	0	0	0	0	0	0	0	0	0	0	0	0	0
23:15	0	0	0	0	0	1	0	0	0	0	0	0	0	1
23:30	0	0	0	1	0	0	0	0	0	0	0	0	0	1
23:45	0	0	0	0	0	0	0	0	0	0	0	0	0	0
Totals	**20**	**12**	**46**	**55**	**29**	**20**								**182**
% of Totals	11%	7%	25%	30%	16%	11%								100%

AM Volumes	6	3	23	19	12	7	0	0	0	0	0	0	0	70
% AM	3%	2%	13%	10%	7%	4%								38%
AM Peak Hour	11:15	08:30	07:00	07:30	07:00	07:00								07:00
Volume	3	2	8	13	6	4								31
PM Volumes	14	9	23	36	17	13	0	0	0	0	0	0	0	112
% PM	8%	5%	13%	20%	9%	7%								62%
PM Peak Hour	12:00	12:00	14:00	14:00	14:00	14:00								14:00
Volume	3	2	5	12	5	5								31

Directional Peak Periods	AM 7-9			NOON 12-2			PM 4-6			Off Peak Volumes		
All Classes	Volume	↔	%	Volume	↔	%	Volume	↔	%	Volume	↔	%
	37	↔	20%	21	↔	12%	24	↔	13%	100	↔	55%

Street Name	Direction	Percentiles					
		15th	50th	Average	85th	95th	ADT
S Myers St	North Bound	18	26	26	34	38	182
S Myers St	South Bound	17	24	24	31	36	237

Prepared by National Data & Surveying Services

SPEED

S Myers St Bet. W Oak St & W Alameda Ave

Day: Thursday
Date: 1/20/2022

City: Burbank
Project #: CA22_020022_005s

South Bound

Time	< 15	15 - 19	20 - 24	25 - 29	30 - 34	35 - 39	40 - 44	45 - 49	50 - 54	55 - 59	60 - 64	65 - 69	70 +	Total
00:00 AM	0	0	0	0	0	0	0	0	0	0	0	0	0	0
00:15	0	0	0	0	0	0	0	0	0	0	0	0	0	0
00:30	0	0	0	0	0	1	0	0	0	0	0	0	0	1
00:45	0	0	0	0	0	0	0	0	0	0	0	0	0	0
01:00	0	0	0	0	0	0	0	0	0	0	0	0	0	0
01:15	0	0	0	0	0	0	0	0	0	0	0	0	0	0
01:30	0	0	0	0	0	0	0	0	0	0	0	0	0	0
01:45	0	0	0	0	0	0	0	0	0	0	0	0	0	0
02:00	0	0	0	0	0	0	0	0	0	0	0	0	0	0
02:15	0	0	0	0	0	0	0	0	0	0	0	0	0	0
02:30	0	0	0	0	0	0	0	0	0	0	0	0	0	0
02:45	0	0	0	0	1	0	0	0	0	0	0	0	0	1
03:00	0	0	0	0	0	0	0	0	0	0	0	0	0	0
03:15	0	0	0	0	0	0	0	0	0	0	0	0	0	0
03:30	0	0	0	0	0	0	0	0	0	0	0	0	0	0
03:45	0	0	0	0	0	0	0	0	0	0	0	0	0	0
04:00	0	0	0	0	0	0	0	0	0	0	0	0	0	0
04:15	0	0	0	0	0	0	0	0	0	0	0	0	0	0
04:30	0	0	0	0	0	0	0	0	0	0	0	0	0	0
04:45	0	0	0	0	0	0	0	0	0	0	0	0	0	0
05:00	0	0	0	0	0	0	1	0	0	0	0	0	0	1
05:15	0	0	1	0	0	0	1	0	0	0	0	0	0	2
05:30	0	0	0	0	0	0	0	0	0	0	0	0	0	0
05:45	0	0	0	0	0	0	0	0	0	0	0	0	0	0
06:00	0	1	0	0	0	0	0	0	0	0	0	0	0	1
06:15	0	0	1	0	0	0	0	0	0	0	0	0	0	1
06:30	0	0	0	0	1	0	0	0	0	0	0	0	0	1
06:45	1	0	0	2	0	1	0	0	0	0	0	0	0	4
07:00	1	1	0	1	0	0	0	0	0	0	0	0	0	3
07:15	0	1	1	1	0	0	0	0	0	0	0	0	0	3
07:30	0	2	2	1	0	0	0	0	0	0	0	0	0	5
07:45	0	3	4	3	2	1	0	0	0	0	0	0	0	13
08:00	0	2	2	0	0	0	0	0	0	0	0	0	0	4
08:15	0	2	2	0	0	0	0	0	0	0	0	0	0	4
08:30	0	0	2	0	0	0	0	0	0	0	0	0	0	2
08:45	0	0	2	0	0	0	0	0	0	0	0	0	0	2
09:00	2	2	0	0	0	0	0	0	0	0	0	0	0	4
09:15	0	3	0	0	0	0	0	0	0	0	0	0	0	3
09:30	0	0	2	0	0	0	1	0	0	0	0	0	0	3
09:45	0	0	4	1	1	0	0	0	0	0	0	0	0	6
10:00	1	1	0	1	0	0	0	0	0	0	0	0	0	3
10:15	2	0	3	1	0	0	0	0	0	0	0	0	0	6
10:30	0	1	0	1	0	0	0	0	0	0	0	0	0	2
10:45	0	0	1	1	1	0	0	0	0	0	0	0	0	3
11:00	0	0	1	0	1	0	0	0	0	0	0	0	0	2
11:15	0	0	0	1	0	1	0	0	0	0	0	0	0	2
11:30	1	0	3	2	0	0	1	0	0	0	0	0	0	7
11:45	1	1	1	1	0	0	0	0	0	0	0	0	0	4
12:00 PM	0	0	0	2	0	0	0	0	0	0	0	0	0	2
12:15	0	0	2	1	0	0	0	0	0	0	0	0	0	3
12:30	0	0	0	0	0	0	0	0	0	0	0	0	0	0
12:45	1	2	0	0	2	0	0	0	0	0	0	0	0	5
13:00	1	0	1	0	2	0	0	0	0	0	0	0	0	4
13:15	1	0	1	4	0	0	0	0	0	0	0	0	0	6
13:30	0	1	2	0	0	0	0	0	0	0	0	0	0	3
13:45	1	0	1	1	0	0	0	0	0	0	0	0	0	3
14:00	1	2	4	0	0	0	0	0	0	0	0	0	0	7
14:15	1	0	3	0	0	1	0	0	0	0	0	0	0	5
14:30	0	0	2	1	1	0	0	0	0	0	0	0	0	4
14:45	0	1	3	6	4	0	0	0	0	0	0	0	0	14
15:00	1	0	4	3	3	0	0	0	0	0	0	0	0	11
15:15	0	0	0	1	1	1	0	0	0	0	0	0	0	3
15:30	0	1	1	3	1	0	0	0	0	0	0	0	0	6
15:45	0	1	4	2	1	0	0	0	0	0	0	0	0	8
16:00	1	4	4	0	0	0	0	0	0	0	0	0	0	9
16:15	0	0	1	0	0	0	0	0	0	0	0	0	0	1
16:30	1	0	1	3	0	0	0	0	0	0	0	0	0	5
16:45	0	1	0	1	1	0	0	0	0	0	0	0	0	3
17:00	1	2	1	1	0	0	0	0	0	0	0	0	0	5
17:15	0	2	2	1	0	0	0	0	0	0	0	0	0	5
17:30	1	0	0	2	0	0	0	0	0	0	0	0	0	3
17:45	0	2	0	1	0	0	0	0	0	0	0	0	0	3
18:00	0	0	0	2	1	0	0	0	0	0	0	0	0	3
18:15	0	0	0	1	0	0	0	0	0	0	0	0	0	1
18:30	0	0	0	1	0	0	0	0	0	0	0	0	0	1
18:45	1	0	0	0	0	0	0	0	0	0	0	0	0	1
19:00	0	0	2	0	1	1	0	0	0	0	0	0	0	4
19:15	0	0	0	1	0	0	0	0	0	0	0	0	0	1
19:30	0	0	1	0	1	2	0	0	0	0	0	0	0	4
19:45	0	0	0	0	1	0	0	0	0	0	0	0	0	1
20:00	0	0	0	1	0	0	0	0	0	0	0	0	0	1
20:15	0	0	1	0	0	0	0	0	0	0	0	0	0	1
20:30	0	0	1	0	0	0	0	0	0	0	0	0	0	1
20:45	0	0	0	0	0	0	0	0	0	0	0	0	0	0
21:00	0	0	0	0	0	0	0	0	0	0	0	0	0	0
21:15	0	1	0	0	0	0	0	0	0	0	0	0	0	1
21:30	0	0	0	1	0	0	0	0	0	0	0	0	0	1
21:45	0	0	0	0	1	0	0	0	0	0	0	0	0	1
22:00	0	0	0	0	0	0	0	0	0	0	0	0	0	0
22:15	0	0	0	0	0	0	0	0	0	0	0	0	0	0
22:30	0	0	0	0	0	0	0	0	0	0	0	0	0	0
22:45	1	0	0	1	0	0	0	0	0	0	0	0	0	2
23:00	0	0	0	1	0	0	0	0	0	0	0	0	0	1
23:15	0	0	0	0	0	0	0	0	0	0	0	0	0	0
23:30	0	0	0	0	0	0	0	0	0	0	0	0	0	0
23:45	1	0	0	0	0	0	0	0	0	0	0	0	0	1
Totals	23	40	74	59	28	9	4							237
% of Totals	10%	17%	31%	25%	12%	4%	2%							100%

AM Volumes	9	20	32	17	7	4	4	0	0	0	0	0	0	93
% AM	4%	8%	14%	7%	3%	2%	2%							39%
AM Peak Hour	09:30	07:30	07:30	07:00	07:00		04:30							07:30
Volume	3	9	10	6	2	1	2							26
PM Volumes	14	20	42	42	21	5	0	0	0	0	0	0	0	144
% PM	6%	8%	18%	18%	9%	2%								61%
PM Peak Hour	12:30	15:15	14:00	14:45	14:30	18:45								14:15
Volume	3	6	12	13	9	3								34

Directional Peak Periods	AM 7-9			NOON 12-2			PM 4-6			Off Peak Volumes		
All Classes	Volume	⟷	%	Volume	⟷	%	Volume	⟷	%	Volume	⟷	%
	36		15%	26		11%	34		14%	141		59%

Street Name	Direction	Percentiles					
		15th	50th	Average	85th	95th	ADT
S Myers St	North Bound	18	26	26	34	38	182
S Myers St	South Bound	17	24	24	31	36	237

Prepared by National Data & Surveying Services

SPEED

S Myers St Bet. W Oak St & W Alameda Ave

Day: Thursday
Date: 1/20/2022

City: Burbank
Project #: CA22_020022_005

Summary

Time	< 15	15 - 19	20 - 24	25 - 29	30 - 34	35 - 39	40 - 44	45 - 49	50 - 54	55 - 59	60 - 64	65 - 69	70 +	Total
00:00 AM	0	0	0	0	0	0	0	0	0	0	0	0	0	0
00:15	0	0	0	0	0	0	0	0	0	0	0	0	0	0
00:30	0	0	0	0	0	1	0	0	0	0	0	0	0	1
00:45	0	0	0	0	0	0	0	0	0	0	0	0	0	0
01:00	0	0	1	0	0	0	0	0	0	0	0	0	0	1
01:15	0	0	0	0	0	0	0	0	0	0	0	0	0	0
01:30	0	0	0	0	1	0	0	0	0	0	0	0	0	1
01:45	0	0	0	0	0	0	0	0	0	0	0	0	0	0
02:00	0	0	0	0	0	0	0	0	0	0	0	0	0	0
02:15	0	0	0	0	0	0	0	0	0	0	0	0	0	0
02:30	0	0	0	0	0	0	0	0	0	0	0	0	0	0
02:45	0	0	0	0	1	1	0	0	0	0	0	0	0	2
03:00	0	0	0	0	0	0	0	0	0	0	0	0	0	0
03:15	0	0	0	0	0	0	0	0	0	0	0	0	0	0
03:30	0	0	0	0	0	0	0	0	0	0	0	0	0	0
03:45	0	0	0	0	0	0	0	0	0	0	0	0	0	0
04:00	0	0	0	0	0	0	0	0	0	0	0	0	0	0
04:15	0	0	0	0	0	0	0	0	0	0	0	0	0	0
04:30	0	0	0	0	0	0	0	0	0	0	0	0	0	0
04:45	0	0	0	0	0	1	0	0	0	0	0	0	0	1
05:00	0	0	0	0	0	0	1	0	0	0	0	0	0	1
05:15	0	0	1	0	0	0	1	0	0	0	0	0	0	2
05:30	0	0	0	0	0	0	0	0	0	0	0	0	0	0
05:45	0	0	0	0	0	0	0	0	0	0	0	0	0	0
06:00	0	1	0	0	0	0	0	0	0	0	0	0	0	1
06:15	0	0	3	0	0	0	0	0	0	0	0	0	0	3
06:30	0	0	0	0	1	0	0	0	0	0	0	0	0	1
06:45	1	0	0	4	0	1	0	0	0	0	0	0	0	6
07:00	1	1	1	1	1	0	0	0	0	0	0	0	0	5
07:15	0	1	3	1	0	1	0	0	0	0	0	0	0	6
07:30	0	3	6	11	3	1	0	0	0	0	0	0	0	24
07:45	0	3	5	5	4	3	0	0	0	0	0	0	0	20
08:00	1	2	2	0	0	0	0	0	0	0	0	0	0	5
08:15	0	2	3	1	0	0	0	0	0	0	0	0	0	6
08:30	1	0	2	1	0	0	0	0	0	0	0	0	0	4
08:45	0	0	3	0	0	0	0	0	0	0	0	0	0	3
09:00	3	2	0	0	0	0	0	0	0	0	0	0	0	5
09:15	0	5	2	0	0	0	0	0	0	0	0	0	0	7
09:30	0	0	3	0	1	0	1	0	0	0	0	0	0	5
09:45	0	0	5	3	1	0	0	0	0	0	0	0	0	9
10:00	1	1	2	1	0	0	0	0	0	0	0	0	0	5
10:15	2	0	3	1	0	0	0	0	0	0	0	0	0	6
10:30	0	1	2	1	0	1	0	0	0	0	0	0	0	5
10:45	1	0	1	1	2	0	0	0	0	0	0	0	0	5
11:00	0	0	1	0	2	0	0	0	0	0	0	0	0	3
11:15	1	0	1	1	1	1	0	0	0	0	0	0	0	5
11:30	1	0	3	3	1	0	1	0	0	0	0	0	0	9
11:45	2	1	2	1	0	0	0	0	0	0	0	0	0	6
12:00 PM	1	1	1	3	0	0	0	0	0	0	0	0	0	6
12:15	0	0	2	1	1	0	0	0	0	0	0	0	0	4
12:30	1	0	1	0	1	0	0	0	0	0	0	0	0	3
12:45	2	3	2	0	2	0	0	0	0	0	0	0	0	9
13:00	1	1	1	1	2	0	0	0	0	0	0	0	0	6
13:15	1	0	1	4	1	0	0	0	0	0	0	0	0	7
13:30	0	1	3	2	0	1	0	0	0	0	0	0	0	7
13:45	1	1	1	2	0	0	0	0	0	0	0	0	0	5
14:00	1	2	6	2	0	1	0	0	0	0	0	0	0	12
14:15	2	0	4	1	1	1	0	0	0	0	0	0	0	9
14:30	0	1	2	5	3	1	0	0	0	0	0	0	0	12
14:45	2	1	5	11	6	3	0	0	0	0	0	0	0	28
15:00	1	0	4	4	3	0	0	0	0	0	0	0	0	12
15:15	1	0	1	3	1	1	0	0	0	0	0	0	0	7
15:30	0	1	2	3	2	0	0	0	0	0	0	0	0	8
15:45	0	1	4	2	2	0	0	0	0	0	0	0	0	9
16:00	2	4	5	1	1	0	0	0	0	0	0	0	0	13
16:15	1	0	1	1	1	0	0	0	0	0	0	0	0	4
16:30	1	0	3	5	0	0	0	0	0	0	0	0	0	9
16:45	0	1	1	2	3	0	0	0	0	0	0	0	0	7
17:00	1	2	1	2	0	0	0	0	0	0	0	0	0	6
17:15	1	2	3	1	0	0	0	0	0	0	0	0	0	7
17:30	1	0	0	3	0	1	0	0	0	0	0	0	0	5
17:45	0	3	0	1	1	2	0	0	0	0	0	0	0	7
18:00	0	1	0	4	1	1	0	0	0	0	0	0	0	7
18:15	1	0	2	1	0	0	0	0	0	0	0	0	0	4
18:30	0	0	0	3	0	0	0	0	0	0	0	0	0	3
18:45	1	1	0	2	0	0	0	0	0	0	0	0	0	4
19:00	0	0	2	1	2	1	0	0	0	0	0	0	0	6
19:15	0	0	0	1	0	0	0	0	0	0	0	0	0	1
19:30	0	0	1	0	1	2	0	0	0	0	0	0	0	4
19:45	0	0	1	1	2	0	0	0	0	0	0	0	0	4
20:00	0	0	0	1	0	0	0	0	0	0	0	0	0	1
20:15	0	0	1	0	0	0	0	0	0	0	0	0	0	1
20:30	0	0	1	0	0	0	0	0	0	0	0	0	0	1
20:45	1	0	0	0	0	1	0	0	0	0	0	0	0	2
21:00	0	0	0	0	0	0	0	0	0	0	0	0	0	0
21:15	0	2	1	0	0	0	0	0	0	0	0	0	0	3
21:30	0	0	0	1	0	0	0	0	0	0	0	0	0	1
21:45	0	0	0	0	1	0	0	0	0	0	0	0	0	1
22:00	0	0	0	0	0	1	0	0	0	0	0	0	0	1
22:15	1	0	1	0	0	0	0	0	0	0	0	0	0	2
22:30	0	0	0	0	0	0	0	0	0	0	0	0	0	0
22:45	2	0	1	1	0	0	0	0	0	0	0	0	0	4
23:00	0	0	0	1	0	0	0	0	0	0	0	0	0	1
23:15	0	0	0	0	0	1	0	0	0	0	0	0	0	1
23:30	0	0	0	1	0	0	0	0	0	0	0	0	0	1
23:45	1	0	0	0	0	0	0	0	0	0	0	0	0	1
Totals	43	52	120	114	57	29	4							419
% of Totals	10%	12%	29%	27%	14%	7%	1%							100%

AM Volumes	15	23	55	36	19	11	4	0	0	0	0	0	0	163
% AM	4%	5%	13%	9%	5%	3%	1%							39%
AM Peak Hour	11:15	07:30	07:15	07:00	07:00	07:00	04:30							07:00
Volume	5	10	16	18	8	5	2							55
PM Volumes	28	29	65	78	38	18	0	0	0	0	0	0	0	256
% PM	7%	7%	16%	19%	9%	4%								61%
PM Peak Hour	12:30	17:00	14:00	14:30	14:15	14:00								14:00
Volume	5	7	17	23	13	6								61

Directional Peak Periods	AM 7-9			NOON 12-2			PM 4-6			Off Peak Volumes		
All Classes	Volume	⟷	%	Volume	⟷	%	Volume	⟷	%	Volume	⟷	%
	73		17%	47		11%	58		14%	241		58%

Street Name	Direction	Percentiles					
		15th	50th	Average	85th	95th	ADT
S Myers St	Summary	17	25	25	32	37	419

Prepared by National Data & Surveying Services

SPEED

S Myers St Bet. W Oak St & W Alameda Ave

Day: Thursday
Date: 1/20/2022

City: Burbank
Project #: CA22_020022_005n

North Bound

Time	< 15	15 - 19	20 - 24	25 - 29	30 - 34	35 - 39	40 - 44	45 - 49	50 - 54	55 - 59	60 - 64	65 - 69	70 +	Total
00:00 AM	0	0	0	0	0	0	0	0	0	0	0	0	0	0
01:00	0	0	1	0	1	0	0	0	0	0	0	0	0	2
02:00	0	0	0	0	0	1	0	0	0	0	0	0	0	1
03:00	0	0	0	0	0	0	0	0	0	0	0	0	0	0
04:00	0	0	0	0	0	1	0	0	0	0	0	0	0	1
05:00	0	0	0	0	0	0	0	0	0	0	0	0	0	0
06:00	0	0	2	2	0	0	0	0	0	0	0	0	0	4
07:00	0	1	8	12	6	4	0	0	0	0	0	0	0	31
08:00	2	0	2	2	0	0	0	0	0	0	0	0	0	6
09:00	1	2	4	2	1	0	0	0	0	0	0	0	0	10
10:00	1	0	4	0	1	1	0	0	0	0	0	0	0	7
11:00	2	0	2	1	3	0	0	0	0	0	0	0	0	8
12:00 PM	3	2	4	1	2	0	0	0	0	0	0	0	0	12
13:00	0	2	1	4	1	1	0	0	0	0	0	0	0	9
14:00	3	1	5	12	5	5	0	0	0	0	0	0	0	31
15:00	1	0	2	3	2	0	0	0	0	0	0	0	0	8
16:00	2	0	4	5	4	0	0	0	0	0	0	0	0	15
17:00	1	1	1	2	1	3	0	0	0	0	0	0	0	9
18:00	1	2	2	6	0	1	0	0	0	0	0	0	0	12
19:00	0	0	1	2	2	0	0	0	0	0	0	0	0	5
20:00	1	0	0	0	0	1	0	0	0	0	0	0	0	2
21:00	0	1	1	0	0	0	0	0	0	0	0	0	0	2
22:00	2	0	2	0	0	1	0	0	0	0	0	0	0	5
23:00	0	0	0	1	0	1	0	0	0	0	0	0	0	2
Totals	20	12	46	55	29	20								182
% of Totals	11%	7%	25%	30%	16%	11%								100%

AM Volumes	6	3	23	19	12	7	0	0	0	0	0	0	0	70
% AM	3%	2%	13%	10%	7%	4%								38%
AM Peak Hour	08:00	09:00	07:00	07:00	07:00	07:00								07:00
Volume	2	2	8	12	6	4								31
PM Volumes	14	9	23	36	17	13	0	0	0	0	0	0	0	112
% PM	8%	5%	13%	20%	9%	7%								62%
PM Peak Hour	12:00	12:00	14:00	14:00	14:00	14:00								14:00
Volume	3	2	5	12	5	5								31

Directional Peak Periods	AM 7-9			NOON 12-2			PM 4-6			Off Peak Volumes		
All Speeds	Volume		%	Volume		%	Volume		%	Volume		%
	37	↔	20%	21	↔	12%	24	↔	13%	100	↔	55%

Street Name	Direction	Percentiles					
		15th	50th	Average	85th	95th	ADT
S Myers St	North Bound	18	26	26	34	38	182
S Myers St	South Bound	17	24	24	31	36	237

Prepared by National Data & Surveying Services

SPEED

S Myers St Bet. W Oak St & W Alameda Ave

Day: Thursday
Date: 1/20/2022

City: Burbank
Project #: CA22_020022_005s

South Bound

Time	< 15	15 - 19	20 - 24	25 - 29	30 - 34	35 - 39	40 - 44	45 - 49	50 - 54	55 - 59	60 - 64	65 - 69	70 +	Total
00:00 AM	0	0	0	0	0	1	0	0	0	0	0	0	0	1
01:00	0	0	0	0	0	0	0	0	0	0	0	0	0	0
02:00	0	0	0	0	1	0	0	0	0	0	0	0	0	1
03:00	0	0	0	0	0	0	0	0	0	0	0	0	0	0
04:00	0	0	0	0	0	0	0	0	0	0	0	0	0	0
05:00	0	0	1	0	0	0	2	0	0	0	0	0	0	3
06:00	1	1	1	2	1	1	0	0	0	0	0	0	0	7
07:00	1	7	7	6	2	1	0	0	0	0	0	0	0	24
08:00	0	4	8	0	0	0	0	0	0	0	0	0	0	12
09:00	2	5	6	1	1	0	1	0	0	0	0	0	0	16
10:00	3	2	4	4	1	0	0	0	0	0	0	0	0	14
11:00	2	1	5	4	1	1	1	0	0	0	0	0	0	15
12:00 PM	1	2	2	3	2	0	0	0	0	0	0	0	0	10
13:00	3	1	5	5	2	0	0	0	0	0	0	0	0	16
14:00	2	3	12	7	5	1	0	0	0	0	0	0	0	30
15:00	1	2	9	9	6	1	0	0	0	0	0	0	0	28
16:00	2	5	6	4	1	0	0	0	0	0	0	0	0	18
17:00	2	6	3	5	0	0	0	0	0	0	0	0	0	16
18:00	1	0	0	4	1	0	0	0	0	0	0	0	0	6
19:00	0	0	3	1	3	3	0	0	0	0	0	0	0	10
20:00	0	0	2	1	0	0	0	0	0	0	0	0	0	3
21:00	0	1	0	1	1	0	0	0	0	0	0	0	0	3
22:00	1	0	0	1	0	0	0	0	0	0	0	0	0	2
23:00	1	0	0	1	0	0	0	0	0	0	0	0	0	2
Totals	23	40	74	59	28	9	4							237
% of Totals	10%	17%	31%	25%	12%	4%	2%							100%

AM Volumes	9	20	32	17	7	4	4	0	0	0	0	0	0	93
% AM	4%	8%	14%	7%	3%	2%	2%							39%
AM Peak Hour	10:00	07:00	08:00	07:00	07:00		05:00							07:00
Volume	3	7	8	6	2	1	2							24
PM Volumes	14	20	42	42	21	5	0	0	0	0	0	0	0	144
% PM	6%	8%	18%	18%	9%	2%								61%
PM Peak Hour	13:00	17:00	14:00	15:00	15:00	19:00								14:00
Volume	3	6	12	9	6	3								30

Directional Peak Periods	AM 7-9			NOON 12-2			PM 4-6			Off Peak Volumes		
All Speeds	Volume	↔	%	Volume	↔	%	Volume	↔	%	Volume	↔	%
	36	↔	15%	26	↔	11%	34	↔	14%	141	↔	59%

Street Name	Direction	Percentiles					
		15th	50th	Average	85th	95th	ADT
S Myers St	North Bound	18	26	26	34	38	182
S Myers St	South Bound	17	24	24	31	36	237

Prepared by National Data & Surveying Services

SPEED

S Myers St Bet. W Oak St & W Alameda Ave

Day: Thursday
Date: 1/20/2022

City: Burbank
Project #: CA22_020022_005

Summary

Time	< 15	15 - 19	20 - 24	25 - 29	30 - 34	35 - 39	40 - 44	45 - 49	50 - 54	55 - 59	60 - 64	65 - 69	70 +	Total
00:00 AM	0	0	0	0	0	1	0	0	0	0	0	0	0	1
01:00	0	0	1	0	1	0	0	0	0	0	0	0	0	2
02:00	0	0	0	0	1	1	0	0	0	0	0	0	0	2
03:00	0	0	0	0	0	0	0	0	0	0	0	0	0	0
04:00	0	0	0	0	0	1	0	0	0	0	0	0	0	1
05:00	0	0	1	0	0	0	2	0	0	0	0	0	0	3
06:00	1	1	3	4	1	1	0	0	0	0	0	0	0	11
07:00	1	8	15	18	8	5	0	0	0	0	0	0	0	55
08:00	2	4	10	2	0	0	0	0	0	0	0	0	0	18
09:00	3	7	10	3	2	0	1	0	0	0	0	0	0	26
10:00	4	2	8	4	2	1	0	0	0	0	0	0	0	21
11:00	4	1	7	5	4	1	1	0	0	0	0	0	0	23
12:00 PM	4	4	6	4	4	0	0	0	0	0	0	0	0	22
13:00	3	3	6	9	3	1	0	0	0	0	0	0	0	25
14:00	5	4	17	19	10	6	0	0	0	0	0	0	0	61
15:00	2	2	11	12	8	1	0	0	0	0	0	0	0	36
16:00	4	5	10	9	5	0	0	0	0	0	0	0	0	33
17:00	3	7	4	7	1	3	0	0	0	0	0	0	0	25
18:00	2	2	2	10	1	1	0	0	0	0	0	0	0	18
19:00	0	0	4	3	5	3	0	0	0	0	0	0	0	15
20:00	1	0	2	1	0	1	0	0	0	0	0	0	0	5
21:00	0	2	1	1	1	0	0	0	0	0	0	0	0	5
22:00	3	0	2	1	0	1	0	0	0	0	0	0	0	7
23:00	1	0	0	2	0	1	0	0	0	0	0	0	0	4
Totals	43	52	120	114	57	29	4							419
% of Totals	10%	12%	29%	27%	14%	7%	1%							100%

AM Volumes	15	23	55	36	19	11	4	0	0	0	0	0	0	163
% AM	4%	5%	13%	9%	5%	3%	1%							39%
AM Peak Hour	10:00	07:00	07:00	07:00	07:00	07:00	05:00							07:00
Volume	4	8	15	18	8	5	2							55
PM Volumes	28	29	65	78	38	18	0	0	0	0	0	0	0	256
% PM	7%	7%	16%	19%	9%	4%								61%
PM Peak Hour	14:00	17:00	14:00	14:00	14:00	14:00								14:00
Volume	5	7	17	19	10	6								61

Directional Peak Periods	AM 7-9			NOON 12-2			PM 4-6			Off Peak Volumes		
All Speeds	Volume		%	Volume		%	Volume		%	Volume		%
	73	↔	17%	47	↔	11%	58	↔	14%	241	↔	58%

Street Name	Direction	Percentiles					
		15th	50th	Average	85th	95th	ADT
S Myers St	Summary	17	25	25	32	37	419

Prepared by NDS/ATD

Prepared by National Data & Surveying Services

VOLUME

S Myers St Bet. W Oak St & W Alameda Ave

Day: Thursday
Date: 1/20/2022

City: Burbank
Project #: CA22_020022_005

DAILY TOTALS	NB	SB	EB	WB	Total
	182	237	0	0	419

AM Period	NB		SB		EB	WB	TOTAL		PM Period	NB		SB		EB	WB	TOTAL	
00:00	0		0		0	0			12:00	4		2		0	0	6	
00:15	0		0		0	0			12:15	1		3		0	0	4	
00:30	0		1		0	0	1		12:30	3		0		0	0	3	
00:45	0		0	1	0	0		1	12:45	4	12	5	10	0	0	9	22
01:00	1		0		0	0	1		13:00	2		4		0	0	6	
01:15	0		0		0	0			13:15	1		6		0	0	7	
01:30	1		0		0	0	1		13:30	4		3		0	0	7	
01:45	0	2	0		0	0		2	13:45	2	9	3	16	0	0	5	25
02:00	0		0		0	0			14:00	5		7		0	0	12	
02:15	0		0		0	0			14:15	4		5		0	0	9	
02:30	0		0		0	0			14:30	8		4		0	0	12	
02:45	1	1	1	1	0	0	2	2	14:45	14	31	14	30	0	0	28	61
03:00	0		0		0	0			15:00	1		11		0	0	12	
03:15	0		0		0	0			15:15	4		3		0	0	7	
03:30	0		0		0	0			15:30	2		6		0	0	8	
03:45	0		0		0	0			15:45	1	8	8	28	0	0	9	36
04:00	0		0		0	0			16:00	4		9		0	0	13	
04:15	0		0		0	0			16:15	3		1		0	0	4	
04:30	0		0		0	0			16:30	4		5		0	0	9	
04:45	1	1	0		0	0	1	1	16:45	4	15	3	18	0	0	7	33
05:00	0		1		0	0	1		17:00	1		5		0	0	6	
05:15	0		2		0	0	2		17:15	2		5		0	0	7	
05:30	0		0		0	0			17:30	2		3		0	0	5	
05:45	0		0	3	0	0		3	17:45	4	9	3	16	0	0	7	25
06:00	0		1		0	0	1		18:00	4		3		0	0	7	
06:15	2		1		0	0	3		18:15	3		1		0	0	4	
06:30	0		1		0	0	1		18:30	2		1		0	0	3	
06:45	2	4	4	7	0	0	6	11	18:45	3	12	1	6	0	0	4	18
07:00	2		3		0	0	5		19:00	2		4		0	0	6	
07:15	3		3		0	0	6		19:15	0		1		0	0	1	
07:30	19		5		0	0	24		19:30	0		4		0	0	4	
07:45	7	31	13	24	0	0	20	55	19:45	3	5	1	10	0	0	4	15
08:00	1		4		0	0	5		20:00	0		1		0	0	1	
08:15	2		4		0	0	6		20:15	0		1		0	0	1	
08:30	2		2		0	0	4		20:30	0		1		0	0	1	
08:45	1	6	2	12	0	0	3	18	20:45	2	2	0	3	0	0	2	5
09:00	1		4		0	0	5		21:00	0		0		0	0		
09:15	4		3		0	0	7		21:15	2		1		0	0	3	
09:30	2		3		0	0	5		21:30	0		1		0	0	1	
09:45	3	10	6	16	0	0	9	26	21:45	0	2	1	3	0	0	1	5
10:00	2		3		0	0	5		22:00	1		0		0	0	1	
10:15	0		6		0	0	6		22:15	2		0		0	0	2	
10:30	3		2		0	0	5		22:30	0		0		0	0		
10:45	2	7	3	14	0	0	5	21	22:45	2	5	2	2	0	0	4	7
11:00	1		2		0	0	3		23:00	0		1		0	0	1	
11:15	3		2		0	0	5		23:15	1		0		0	0	1	
11:30	2		7		0	0	9		23:30	1		0		0	0	1	
11:45	2	8	4	15	0	0	6	23	23:45	0	2	1	2	0	0	1	4
TOTALS		70		93				163	TOTALS		112		144				256
SPLIT %		42.9%		57.1%				38.9%	SPLIT %		43.8%		56.3%				61.1%

DAILY TOTALS	NB	SB	EB	WB	Total
	182	237	0	0	419

AM Peak Hour	07:00	07:30			07:00	PM Peak Hour	14:00	14:15			14:00
AM Pk Volume	31	26			55	PM Pk Volume	31	34			61
Pk Hr Factor	0.408	0.500			0.573	Pk Hr Factor	0.554	0.607			0.545
7 - 9 Volume	37	36	0	0	73	4 - 6 Volume	24	34	0	0	58
7 - 9 Peak Hour	07:00	07:30			07:00	4 - 6 Peak Hour	16:00	16:00			16:00
7 - 9 Pk Volume	31	26	0	0	55	4 - 6 Pk Volume	15	18	0	0	33
Pk Hr Factor	0.408	0.500	0.000	0.000	0.573	Pk Hr Factor	0.938	0.500	0.000	0.000	0.635

Prepared by NDS/ATD

Project #: CA22_020022_005 **City:** Burbank

Location: S Myers St Bet. W Oak St & W Alameda Ave **Date:** 1/20/2022

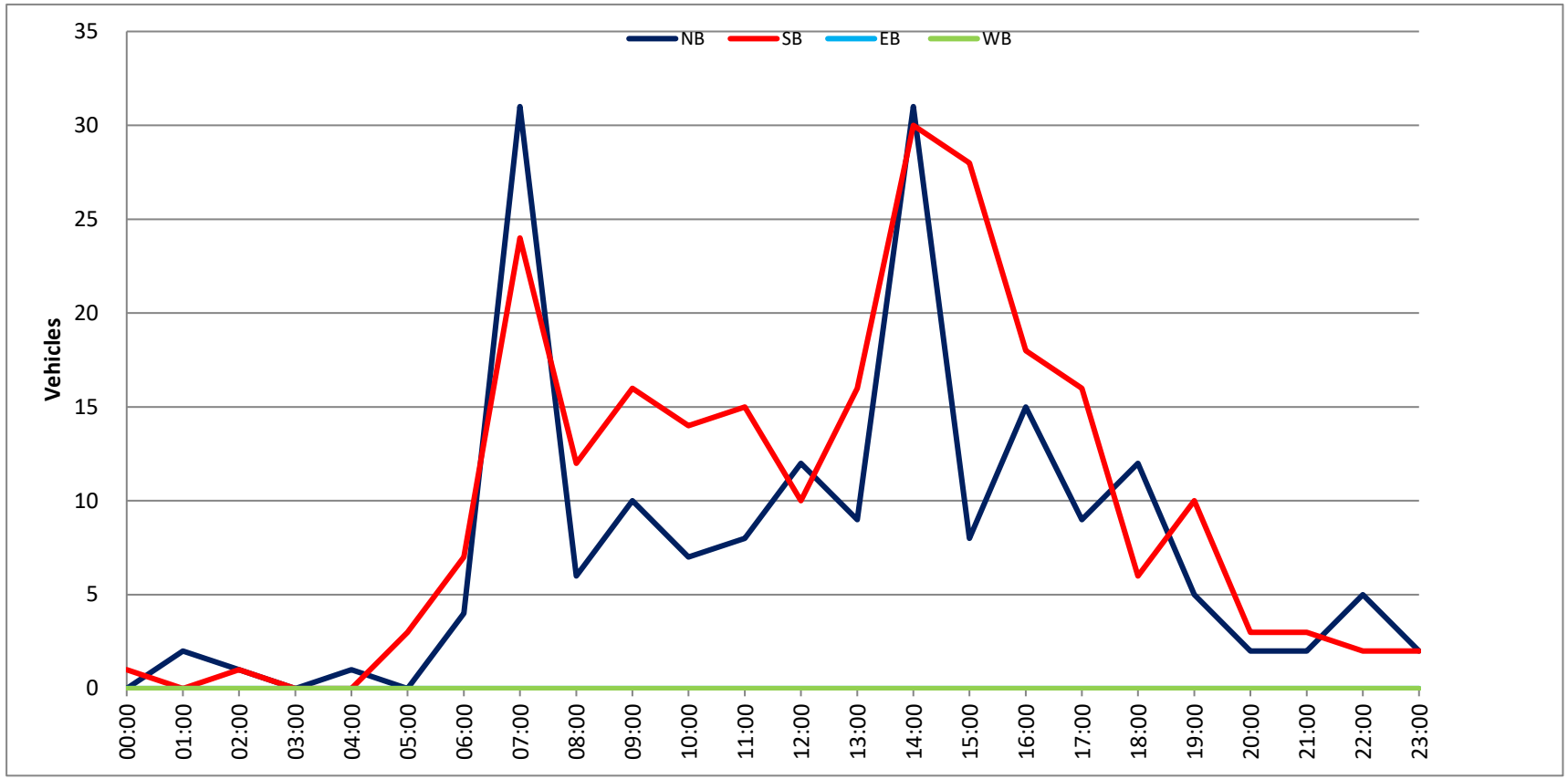

Prepared by National Data & Surveying Services

SPEED

S Keystone St Bet. W Oak St & W Alameda Ave

Day: Tuesday
Date: 1/18/2022

City: Burbank
Project #: CA22_020022_006n

North Bound

Time	< 15	15 - 19	20 - 24	25 - 29	30 - 34	35 - 39	40 - 44	45 - 49	50 - 54	55 - 59	60 - 64	65 - 69	70 +	Total
00:00 AM	0	0	1	0	0	0	0	0	0	0	0	0	0	1
00:15	0	0	1	0	0	0	0	0	0	0	0	0	0	1
00:30	1	0	2	0	0	0	0	0	0	0	0	0	0	3
00:45	0	0	0	0	0	0	0	0	0	0	0	0	0	0
01:00	0	0	0	0	0	0	0	0	0	0	0	0	0	0
01:15	0	0	0	0	0	0	0	0	0	0	0	0	0	0
01:30	0	0	0	0	0	0	0	0	0	0	0	0	0	0
01:45	0	0	0	0	0	0	0	0	0	0	0	0	0	0
02:00	0	0	0	0	0	0	0	0	0	0	0	0	0	0
02:15	0	0	0	0	0	0	0	0	0	0	0	0	0	0
02:30	0	0	0	0	0	0	0	0	0	0	0	0	0	0
02:45	0	0	0	0	0	0	0	0	0	0	0	0	0	0
03:00	0	0	0	0	0	0	0	0	0	0	0	0	0	0
03:15	0	1	0	0	0	0	0	0	0	0	0	0	0	1
03:30	0	0	0	0	0	0	0	0	0	0	0	0	0	0
03:45	0	0	0	0	0	0	0	0	0	0	0	0	0	0
04:00	0	0	0	0	0	0	0	0	0	0	0	0	0	0
04:15	0	0	0	0	0	0	0	0	0	0	0	0	0	0
04:30	0	0	0	0	0	0	0	0	0	0	0	0	0	0
04:45	0	0	0	1	0	0	0	0	0	0	0	0	0	1
05:00	0	0	1	0	0	0	0	0	0	0	0	0	0	1
05:15	0	0	0	0	0	0	0	0	0	0	0	0	0	0
05:30	0	1	0	0	0	0	0	0	0	0	0	0	0	1
05:45	1	0	0	0	0	0	0	0	0	0	0	0	0	1
06:00	0	1	0	0	0	0	0	0	0	0	0	0	0	1
06:15	0	1	0	0	0	0	0	0	0	0	0	0	0	1
06:30	0	1	0	0	0	0	0	0	0	0	0	0	0	1
06:45	0	1	0	0	0	0	0	0	0	0	0	0	0	1
07:00	0	0	1	0	0	0	0	0	0	0	0	0	0	1
07:15	1	1	0	0	0	0	0	0	0	0	0	0	0	2
07:30	2	5	2	1	0	0	0	0	0	0	0	0	0	10
07:45	0	6	0	1	0	0	0	0	0	0	0	0	0	7
08:00	2	1	0	0	0	0	0	0	0	0	0	0	0	3
08:15	2	1	0	1	0	0	0	0	0	0	0	0	0	4
08:30	1	2	1	0	0	0	0	0	0	0	0	0	0	4
08:45	0	2	0	0	0	0	0	0	0	0	0	0	0	2
09:00	1	3	3	0	0	0	0	0	0	0	0	0	0	7
09:15	3	3	1	0	0	0	0	0	0	0	0	0	0	7
09:30	1	3	2	0	0	0	0	0	0	0	0	0	0	6
09:45	2	2	3	1	0	0	0	0	0	0	0	0	0	8
10:00	0	2	1	0	0	0	0	0	0	0	0	0	0	3
10:15	2	2	1	0	0	0	0	0	0	0	0	0	0	5
10:30	1	1	2	0	0	0	0	0	0	0	0	0	0	4
10:45	2	3	2	1	0	0	0	0	0	0	0	0	0	8
11:00	2	0	1	0	0	0	0	0	0	0	0	0	0	3
11:15	0	1	1	0	0	0	0	0	0	0	0	0	0	2
11:30	1	4	3	1	0	0	0	0	0	0	0	0	0	9
11:45	2	2	0	0	0	0	0	0	0	0	0	0	0	4
12:00 PM	0	5	2	1	1	0	0	0	0	0	0	0	0	9
12:15	0	9	3	2	0	0	0	0	0	0	0	0	0	14
12:30	2	2	3	0	0	0	0	0	0	0	0	0	0	7
12:45	2	4	2	0	0	0	0	0	0	0	0	0	0	8
13:00	1	1	1	0	0	0	0	0	0	0	0	0	0	3
13:15	0	2	1	0	0	0	0	0	0	0	0	0	0	3
13:30	2	7	0	0	0	0	0	0	0	0	0	0	0	9
13:45	4	4	0	1	0	0	0	0	0	0	0	0	0	9
14:00	3	0	0	0	0	0	0	0	0	0	0	0	0	3
14:15	3	1	1	0	0	0	0	0	0	0	0	0	0	5
14:30	1	6	0	0	0	0	0	0	0	0	0	0	0	7
14:45	1	3	0	1	0	0	0	0	0	0	0	0	0	5
15:00	2	8	1	0	0	0	0	0	0	0	0	0	0	11
15:15	0	4	0	0	0	0	0	0	0	0	0	0	0	4
15:30	1	7	1	0	0	0	0	0	0	0	0	0	0	9
15:45	1	4	1	0	0	0	0	0	0	0	0	0	0	6
16:00	1	2	3	0	0	0	0	0	0	0	0	0	0	6
16:15	1	3	1	0	0	0	0	0	0	0	0	0	0	5
16:30	1	3	0	0	0	0	0	0	0	0	0	0	0	4
16:45	1	1	0	0	0	0	0	0	0	0	0	0	0	2
17:00	0	1	0	0	0	0	0	0	0	0	0	0	0	1
17:15	1	0	1	0	0	0	0	0	0	0	0	0	0	2
17:30	1	8	3	0	0	0	0	0	0	0	0	0	0	12
17:45	1	4	0	0	0	0	0	0	0	0	0	0	0	5
18:00	4	2	0	0	0	0	0	0	0	0	0	0	0	6
18:15	0	2	0	0	0	0	0	0	0	0	0	0	0	2
18:30	2	2	0	0	0	0	0	0	0	0	0	0	0	4
18:45	2	4	1	0	0	0	0	0	0	0	0	0	0	7
19:00	1	0	1	0	0	0	0	0	0	0	0	0	0	2
19:15	1	2	0	0	0	0	0	0	0	0	0	0	0	3
19:30	0	1	1	0	0	0	0	0	0	0	0	0	0	2
19:45	0	1	0	1	0	0	0	0	0	0	0	0	0	2
20:00	0	2	0	0	0	0	0	0	0	0	0	0	0	2
20:15	1	0	0	0	0	0	0	0	0	0	0	0	0	1
20:30	0	2	0	1	0	0	0	0	0	0	0	0	0	3
20:45	0	0	0	0	0	0	0	0	0	0	0	0	0	0
21:00	0	0	0	0	0	0	0	0	0	0	0	0	0	0
21:15	2	1	0	0	0	0	0	0	0	0	0	0	0	3
21:30	1	0	0	0	0	0	0	0	0	0	0	0	0	1
21:45	0	0	0	1	0	0	0	0	0	0	0	0	0	1
22:00	0	0	0	0	0	0	0	0	0	0	0	0	0	0
22:15	0	0	0	0	0	0	0	0	0	0	0	0	0	0
22:30	0	2	0	0	0	0	0	0	0	0	0	0	0	2
22:45	0	1	0	0	0	0	0	0	0	0	0	0	0	1
23:00	0	0	0	0	0	0	0	0	0	0	0	0	0	0
23:15	0	0	0	0	0	0	0	0	0	0	0	0	0	0
23:30	0	0	0	0	0	0	0	0	0	0	0	0	0	0
23:45	0	0	0	0	0	0	0	0	0	0	0	0	0	0
Totals	71	161	56	15	1									304
% of Totals	23%	53%	18%	5%	0%									100%

AM Volumes	27	50	29	7	0	0	0	0	0	0	0	0	0	113
% AM	9%	16%	10%	2%										37%
AM Peak Hour	09:00	11:30	09:00	11:30	11:15									11:30
Volume	7	20	9	4	1									36
PM Volumes	44	111	27	8	1	0	0	0	0	0	0	0	0	191
% PM	14%	37%	9%	3%	0%									63%
PM Peak Hour	13:30	15:00	12:00	12:00	12:00									12:00
Volume	12	23	10	3	1									38

Directional Peak Periods	AM 7-9			NOON 12-2			PM 4-6			Off Peak Volumes		
All Classes	Volume	⟷	%	Volume	⟷	%	Volume	⟷	%	Volume	⟷	%
	33		11%	62		20%	37		12%	172		57%

Street Name	Direction	Percentiles					
		15th	50th	Average	85th	95th	ADT
S Keystone St	North Bound	11	18	17	22	25	304
S Keystone St	South Bound	15	19	19	24	25	264

Prepared by National Data & Surveying Services

SPEED

S Keystone St Bet. W Oak St & W Alameda Ave

Day: Tuesday
Date: 1/18/2022

City: Burbank
Project #: CA22_020022_006s

South Bound

Time	< 15	15 - 19	20 - 24	25 - 29	30 - 34	35 - 39	40 - 44	45 - 49	50 - 54	55 - 59	60 - 64	65 - 69	70 +	Total
00:00 AM	0	0	0	0	0	0	0	0	0	0	0	0	0	0
00:15	0	0	0	0	0	0	0	0	0	0	0	0	0	0
00:30	0	0	1	0	0	0	0	0	0	0	0	0	0	1
00:45	0	0	0	0	0	0	0	0	0	0	0	0	0	0
01:00	0	0	0	0	0	0	0	0	0	0	0	0	0	0
01:15	0	0	0	0	0	0	0	0	0	0	0	0	0	0
01:30	0	0	0	0	0	0	0	0	0	0	0	0	0	0
01:45	0	0	0	0	0	0	0	0	0	0	0	0	0	0
02:00	0	0	0	0	0	0	0	0	0	0	0	0	0	0
02:15	0	0	0	0	0	0	0	0	0	0	0	0	0	0
02:30	0	0	0	0	0	0	0	0	0	0	0	0	0	0
02:45	0	0	0	0	0	0	0	0	0	0	0	0	0	0
03:00	0	0	0	0	0	0	0	0	0	0	0	0	0	0
03:15	0	0	1	0	0	0	0	0	0	0	0	0	0	1
03:30	0	0	0	0	0	0	0	0	0	0	0	0	0	0
03:45	0	0	0	0	0	0	0	0	0	0	0	0	0	0
04:00	0	0	0	0	0	0	0	0	0	0	0	0	0	0
04:15	0	0	0	0	0	0	0	0	0	0	0	0	0	0
04:30	0	1	0	0	0	0	0	0	0	0	0	0	0	1
04:45	0	1	0	0	0	0	0	0	0	0	0	0	0	1
05:00	0	1	0	0	0	0	0	0	0	0	0	0	0	1
05:15	0	0	0	0	0	0	0	0	0	0	0	0	0	0
05:30	0	0	0	0	0	0	0	0	0	0	0	0	0	0
05:45	1	0	0	0	0	0	0	0	0	0	0	0	0	1
06:00	0	0	0	0	0	0	0	0	0	0	0	0	0	0
06:15	0	1	0	0	0	0	0	0	0	0	0	0	0	1
06:30	0	1	0	0	0	0	0	0	0	0	0	0	0	1
06:45	0	0	0	0	0	0	0	0	0	0	0	0	0	0
07:00	0	1	1	0	0	0	0	0	0	0	0	0	0	2
07:15	0	2	1	1	0	0	0	0	0	0	0	0	0	4
07:30	0	3	2	0	0	0	0	0	0	0	0	0	0	5
07:45	2	5	10	0	0	0	0	0	0	0	0	0	0	17
08:00	4	4	1	0	0	0	0	0	0	0	0	0	0	9
08:15	0	1	3	0	0	0	0	0	0	0	0	0	0	4
08:30	1	5	3	0	0	0	0	0	0	0	0	0	0	9
08:45	2	1	0	0	1	0	0	0	0	0	0	0	0	4
09:00	0	3	1	1	0	0	0	0	0	0	0	0	0	5
09:15	0	1	1	0	0	0	0	0	0	0	0	0	0	2
09:30	1	2	2	0	0	0	0	0	0	0	0	0	0	5
09:45	1	1	1	1	0	0	0	0	0	0	0	0	0	4
10:00	0	2	0	0	0	0	0	0	0	0	0	0	0	2
10:15	0	2	0	1	0	0	0	0	0	0	0	0	0	3
10:30	2	1	1	0	0	0	0	0	0	0	0	0	0	4
10:45	1	3	4	0	0	0	0	0	0	0	0	0	0	8
11:00	0	2	1	0	0	0	0	0	0	0	0	0	0	3
11:15	0	3	2	0	0	0	0	0	0	0	0	0	0	5
11:30	0	1	3	0	0	0	0	0	0	0	0	0	0	4
11:45	0	2	3	0	0	0	0	0	0	0	0	0	0	5
12:00 PM	0	0	5	0	0	0	0	0	0	0	0	0	0	5
12:15	2	1	4	0	0	0	0	0	0	0	0	0	0	7
12:30	2	1	2	0	0	0	0	0	0	0	0	0	0	5
12:45	0	3	1	0	0	0	0	0	0	0	0	0	0	4
13:00	1	3	1	1	0	0	0	0	0	0	0	0	0	6
13:15	1	4	0	1	0	0	0	0	0	0	0	0	0	6
13:30	0	2	1	0	0	0	0	0	0	0	0	0	0	3
13:45	0	0	3	0	0	0	0	0	0	0	0	0	0	3
14:00	1	2	1	0	0	0	0	0	0	0	0	0	0	4
14:15	0	2	2	1	0	0	0	0	0	0	0	0	0	5
14:30	1	4	1	0	0	0	0	0	0	0	0	0	0	6
14:45	0	1	1	1	0	0	0	0	0	0	0	0	0	3
15:00	2	2	1	0	0	0	0	0	0	0	0	0	0	5
15:15	2	4	3	2	0	0	0	0	0	0	0	0	0	11
15:30	0	7	0	0	0	0	0	0	0	0	0	0	0	7
15:45	2	4	0	0	0	0	0	0	0	0	0	0	0	6
16:00	0	1	1	0	0	0	0	0	0	0	0	0	0	2
16:15	0	2	2	0	0	0	0	0	0	0	0	0	0	4
16:30	1	0	5	1	0	0	0	0	0	0	0	0	0	7
16:45	1	3	2	0	0	0	0	0	0	0	0	0	0	6
17:00	0	2	1	0	0	0	0	0	0	0	0	0	0	3
17:15	0	5	1	1	0	0	0	0	0	0	0	0	0	7
17:30	0	1	1	0	0	0	0	0	0	0	0	0	0	2
17:45	0	0	1	0	0	0	0	0	0	0	0	0	0	1
18:00	1	4	3	0	0	0	0	0	0	0	0	0	0	8
18:15	0	0	2	0	0	0	0	0	0	0	0	0	0	2
18:30	1	2	0	0	0	0	0	0	0	0	0	0	0	3
18:45	0	0	1	0	0	0	0	0	0	0	0	0	0	1
19:00	0	0	4	0	0	0	0	0	0	0	0	0	0	4
19:15	1	1	0	1	0	0	0	0	0	0	0	0	0	3
19:30	0	0	0	0	0	0	0	0	0	0	0	0	0	0
19:45	0	1	0	0	0	0	0	0	0	0	0	0	0	1
20:00	0	2	0	0	0	0	0	0	0	0	0	0	0	2
20:15	0	0	2	0	0	0	0	0	0	0	0	0	0	2
20:30	1	1	0	0	0	0	0	0	0	0	0	0	0	2
20:45	0	0	0	0	0	0	0	0	0	0	0	0	0	0
21:00	0	1	0	0	0	0	0	0	0	0	0	0	0	1
21:15	1	0	1	0	0	0	0	0	0	0	0	0	0	2
21:30	0	0	0	0	0	0	0	0	0	0	0	0	0	0
21:45	0	0	0	0	0	0	0	0	0	0	0	0	0	0
22:00	0	0	0	0	0	0	0	0	0	0	0	0	0	0
22:15	0	0	0	0	0	0	0	0	0	0	0	0	0	0
22:30	0	1	0	0	0	0	0	0	0	0	0	0	0	1
22:45	0	0	0	0	0	0	0	0	0	0	0	0	0	0
23:00	0	0	0	0	0	0	0	0	0	0	0	0	0	0
23:15	0	1	0	0	0	0	0	0	0	0	0	0	0	1
23:30	1	0	0	0	0	0	0	0	0	0	0	0	0	1
23:45	0	0	0	0	0	0	0	0	0	0	0	0	0	0
Totals	37	118	95	13	1									264
% of Totals	14%	45%	36%	5%	0%									100%

AM Volumes	15	50	42	4	1	0	0	0	0	0	0	0	0	112
% AM	6%	19%	16%	2%	0%									42%
AM Peak Hour	07:45	07:45	07:45	09:00	08:00									07:45
Volume	7	15	17	2	1									39
PM Volumes	22	68	53	9	0	0	0	0	0	0	0	0	0	152
% PM	8%	26%	20%	3%										58%
PM Peak Hour	15:00	15:00	12:00	14:30										15:00
Volume	6	17	12	3										29

Directional Peak Periods	AM 7-9			NOON 12-2			PM 4-6			Off Peak Volumes		
All Classes	Volume	⟷	%	Volume	⟷	%	Volume	⟷	%	Volume	⟷	%
	54		20%	39		15%	32		12%	139		53%

Street Name	Direction	Percentiles					
		15th	50th	Average	85th	95th	ADT
S Keystone St	North Bound	11	18	17	22	25	304
S Keystone St	South Bound	15	19	19	24	25	264

Prepared by National Data & Surveying Services

SPEED

S Keystone St Bet. W Oak St & W Alameda Ave

Day: Tuesday
Date: 1/18/2022

City: Burbank
Project #: CA22_020022_006

Summary

Time	< 15	15 - 19	20 - 24	25 - 29	30 - 34	35 - 39	40 - 44	45 - 49	50 - 54	55 - 59	60 - 64	65 - 69	70 +	Total
00:00 AM	0	0	1	0	0	0	0	0	0	0	0	0	0	1
00:15	0	0	1	0	0	0	0	0	0	0	0	0	0	1
00:30	1	0	3	0	0	0	0	0	0	0	0	0	0	4
00:45	0	0	0	0	0	0	0	0	0	0	0	0	0	0
01:00	0	0	0	0	0	0	0	0	0	0	0	0	0	0
01:15	0	0	0	0	0	0	0	0	0	0	0	0	0	0
01:30	0	0	0	0	0	0	0	0	0	0	0	0	0	0
01:45	0	0	0	0	0	0	0	0	0	0	0	0	0	0
02:00	0	0	0	0	0	0	0	0	0	0	0	0	0	0
02:15	0	0	0	0	0	0	0	0	0	0	0	0	0	0
02:30	0	0	0	0	0	0	0	0	0	0	0	0	0	0
02:45	0	0	0	0	0	0	0	0	0	0	0	0	0	0
03:00	0	0	0	0	0	0	0	0	0	0	0	0	0	0
03:15	0	1	1	0	0	0	0	0	0	0	0	0	0	2
03:30	0	0	0	0	0	0	0	0	0	0	0	0	0	0
03:45	0	0	0	0	0	0	0	0	0	0	0	0	0	0
04:00	0	0	0	0	0	0	0	0	0	0	0	0	0	0
04:15	0	0	0	0	0	0	0	0	0	0	0	0	0	0
04:30	0	1	0	0	0	0	0	0	0	0	0	0	0	1
04:45	0	1	0	1	0	0	0	0	0	0	0	0	0	2
05:00	0	1	1	0	0	0	0	0	0	0	0	0	0	2
05:15	0	0	0	0	0	0	0	0	0	0	0	0	0	0
05:30	0	1	0	0	0	0	0	0	0	0	0	0	0	1
05:45	2	0	0	0	0	0	0	0	0	0	0	0	0	2
06:00	0	1	0	0	0	0	0	0	0	0	0	0	0	1
06:15	0	2	0	0	0	0	0	0	0	0	0	0	0	2
06:30	0	2	0	0	0	0	0	0	0	0	0	0	0	2
06:45	0	1	0	0	0	0	0	0	0	0	0	0	0	1
07:00	0	1	2	0	0	0	0	0	0	0	0	0	0	3
07:15	1	3	1	1	0	0	0	0	0	0	0	0	0	6
07:30	2	8	4	1	0	0	0	0	0	0	0	0	0	15
07:45	2	11	10	1	0	0	0	0	0	0	0	0	0	24
08:00	6	5	1	0	0	0	0	0	0	0	0	0	0	12
08:15	2	2	3	1	0	0	0	0	0	0	0	0	0	8
08:30	2	7	4	0	0	0	0	0	0	0	0	0	0	13
08:45	2	3	0	0	1	0	0	0	0	0	0	0	0	6
09:00	1	6	4	1	0	0	0	0	0	0	0	0	0	12
09:15	3	4	2	0	0	0	0	0	0	0	0	0	0	9
09:30	2	5	4	0	0	0	0	0	0	0	0	0	0	11
09:45	3	3	4	2	0	0	0	0	0	0	0	0	0	12
10:00	0	4	1	0	0	0	0	0	0	0	0	0	0	5
10:15	2	4	1	1	0	0	0	0	0	0	0	0	0	8
10:30	3	2	3	0	0	0	0	0	0	0	0	0	0	8
10:45	3	6	6	1	0	0	0	0	0	0	0	0	0	16
11:00	2	2	2	0	0	0	0	0	0	0	0	0	0	6
11:15	0	4	3	0	0	0	0	0	0	0	0	0	0	7
11:30	1	5	6	1	0	0	0	0	0	0	0	0	0	13
11:45	2	4	3	0	0	0	0	0	0	0	0	0	0	9
12:00 PM	0	5	7	1	1	0	0	0	0	0	0	0	0	14
12:15	2	10	7	2	0	0	0	0	0	0	0	0	0	21
12:30	4	3	5	0	0	0	0	0	0	0	0	0	0	12
12:45	2	7	3	0	0	0	0	0	0	0	0	0	0	12
13:00	2	4	2	1	0	0	0	0	0	0	0	0	0	9
13:15	1	6	1	1	0	0	0	0	0	0	0	0	0	9
13:30	2	9	1	0	0	0	0	0	0	0	0	0	0	12
13:45	4	4	3	1	0	0	0	0	0	0	0	0	0	12
14:00	4	2	1	0	0	0	0	0	0	0	0	0	0	7
14:15	3	3	3	1	0	0	0	0	0	0	0	0	0	10
14:30	2	10	1	0	0	0	0	0	0	0	0	0	0	13
14:45	1	4	1	2	0	0	0	0	0	0	0	0	0	8
15:00	4	10	2	0	0	0	0	0	0	0	0	0	0	16
15:15	2	8	3	2	0	0	0	0	0	0	0	0	0	15
15:30	1	14	1	0	0	0	0	0	0	0	0	0	0	16
15:45	3	8	1	0	0	0	0	0	0	0	0	0	0	12
16:00	1	3	4	0	0	0	0	0	0	0	0	0	0	8
16:15	1	5	3	0	0	0	0	0	0	0	0	0	0	9
16:30	2	3	5	1	0	0	0	0	0	0	0	0	0	11
16:45	2	4	2	0	0	0	0	0	0	0	0	0	0	8
17:00	0	3	1	0	0	0	0	0	0	0	0	0	0	4
17:15	1	5	2	1	0	0	0	0	0	0	0	0	0	9
17:30	1	9	4	0	0	0	0	0	0	0	0	0	0	14
17:45	1	4	1	0	0	0	0	0	0	0	0	0	0	6
18:00	5	6	3	0	0	0	0	0	0	0	0	0	0	14
18:15	0	2	2	0	0	0	0	0	0	0	0	0	0	4
18:30	3	4	0	0	0	0	0	0	0	0	0	0	0	7
18:45	2	4	2	0	0	0	0	0	0	0	0	0	0	8
19:00	1	0	5	0	0	0	0	0	0	0	0	0	0	6
19:15	2	3	0	1	0	0	0	0	0	0	0	0	0	6
19:30	0	1	1	0	0	0	0	0	0	0	0	0	0	2
19:45	0	2	0	1	0	0	0	0	0	0	0	0	0	3
20:00	0	4	0	0	0	0	0	0	0	0	0	0	0	4
20:15	1	0	2	0	0	0	0	0	0	0	0	0	0	3
20:30	1	3	0	1	0	0	0	0	0	0	0	0	0	5
20:45	0	0	0	0	0	0	0	0	0	0	0	0	0	0
21:00	0	1	0	0	0	0	0	0	0	0	0	0	0	1
21:15	3	1	1	0	0	0	0	0	0	0	0	0	0	5
21:30	1	0	0	0	0	0	0	0	0	0	0	0	0	1
21:45	0	0	0	1	0	0	0	0	0	0	0	0	0	1
22:00	0	0	0	0	0	0	0	0	0	0	0	0	0	0
22:15	0	0	0	0	0	0	0	0	0	0	0	0	0	0
22:30	0	3	0	0	0	0	0	0	0	0	0	0	0	3
22:45	0	1	0	0	0	0	0	0	0	0	0	0	0	1
23:00	0	0	0	0	0	0	0	0	0	0	0	0	0	0
23:15	0	1	0	0	0	0	0	0	0	0	0	0	0	1
23:30	1	0	0	0	0	0	0	0	0	0	0	0	0	1
23:45	0	0	0	0	0	0	0	0	0	0	0	0	0	0
Totals	108	279	151	28	2									568
% of Totals	19%	49%	27%	5%	0%									100%

AM Volumes	42	100	71	11	1	0	0	0	0	0	0	0	0	225
% AM	7%	18%	13%	2%	0%									40%
AM Peak Hour	07:30	07:15	11:30	11:30	08:00									07:30
Volume	12	27	23	4	1									59
PM Volumes	66	179	80	17	1	0	0	0	0	0	0	0	0	343
% PM	12%	32%	14%	3%	0%									60%
PM Peak Hour	13:30	15:00	12:00	14:30	12:00									12:00
Volume	13	40	22	4	1									59

Directional Peak Periods	AM 7-9			NOON 12-2			PM 4-6			Off Peak Volumes		
All Classes	Volume	⟷	%	Volume	⟷	%	Volume	⟷	%	Volume	⟷	%
	87	⟷	15%	101	⟷	18%	69	⟷	12%	311	⟷	55%

Street Name	Direction	Percentiles					
		15th	50th	Average	85th	95th	ADT
S Keystone St	Summary	13	18	18	23	25	568

Prepared by National Data & Surveying Services

SPEED

S Keystone St Bet. W Oak St & W Alameda Ave

Day: Tuesday
Date: 1/18/2022

City: Burbank
Project #: CA22_020022_006n

North Bound

Time	< 15	15 - 19	20 - 24	25 - 29	30 - 34	35 - 39	40 - 44	45 - 49	50 - 54	55 - 59	60 - 64	65 - 69	70 +	Total
00:00 AM	1	0	4	0	0	0	0	0	0	0	0	0	0	5
01:00	0	0	0	0	0	0	0	0	0	0	0	0	0	0
02:00	0	0	0	0	0	0	0	0	0	0	0	0	0	0
03:00	0	1	0	0	0	0	0	0	0	0	0	0	0	1
04:00	0	0	0	1	0	0	0	0	0	0	0	0	0	1
05:00	1	1	1	0	0	0	0	0	0	0	0	0	0	3
06:00	0	4	0	0	0	0	0	0	0	0	0	0	0	4
07:00	3	12	3	2	0	0	0	0	0	0	0	0	0	20
08:00	5	6	1	1	0	0	0	0	0	0	0	0	0	13
09:00	7	11	9	1	0	0	0	0	0	0	0	0	0	28
10:00	5	8	6	1	0	0	0	0	0	0	0	0	0	20
11:00	5	7	5	1	0	0	0	0	0	0	0	0	0	18
12:00 PM	4	20	10	3	1	0	0	0	0	0	0	0	0	38
13:00	7	14	2	1	0	0	0	0	0	0	0	0	0	24
14:00	8	10	1	1	0	0	0	0	0	0	0	0	0	20
15:00	4	23	3	0	0	0	0	0	0	0	0	0	0	30
16:00	4	9	4	0	0	0	0	0	0	0	0	0	0	17
17:00	3	13	4	0	0	0	0	0	0	0	0	0	0	20
18:00	8	10	1	0	0	0	0	0	0	0	0	0	0	19
19:00	2	4	2	1	0	0	0	0	0	0	0	0	0	9
20:00	1	4	0	1	0	0	0	0	0	0	0	0	0	6
21:00	3	1	0	1	0	0	0	0	0	0	0	0	0	5
22:00	0	3	0	0	0	0	0	0	0	0	0	0	0	3
23:00	0	0	0	0	0	0	0	0	0	0	0	0	0	0
Totals	71	161	56	15	1									304
% of Totals	23%	53%	18%	5%	0%									100%

AM Volumes	27	50	29	7	0	0	0	0	0	0	0	0	0	113
% AM	9%	16%	10%	2%										37%
AM Peak Hour	09:00	07:00	09:00	07:00										09:00
Volume	7	12	9	2										28
PM Volumes	44	111	27	8	1	0	0	0	0	0	0	0	0	191
% PM	14%	37%	9%	3%	0%									63%
PM Peak Hour	14:00	15:00	12:00	12:00	12:00									12:00
Volume	8	23	10	3	1									38

Directional Peak Periods	AM 7-9			NOON 12-2			PM 4-6			Off Peak Volumes		
All Speeds	Volume		%	Volume		%	Volume		%	Volume		%
	33	↔	11%	62	↔	20%	37	↔	12%	172	↔	57%

Street Name	Direction	Percentiles					
		15th	50th	Average	85th	95th	ADT
S Keystone St	North Bound	11	18	17	22	25	304
S Keystone St	South Bound	15	19	19	24	25	264

Prepared by National Data & Surveying Services

SPEED

S Keystone St Bet. W Oak St & W Alameda Ave

Day: Tuesday
Date: 1/18/2022

City: Burbank
Project #: CA22_020022_006s

South Bound

Time	< 15	15 - 19	20 - 24	25 - 29	30 - 34	35 - 39	40 - 44	45 - 49	50 - 54	55 - 59	60 - 64	65 - 69	70 +	Total
00:00 AM	0	0	1	0	0	0	0	0	0	0	0	0	0	1
01:00	0	0	0	0	0	0	0	0	0	0	0	0	0	0
02:00	0	0	0	0	0	0	0	0	0	0	0	0	0	0
03:00	0	0	1	0	0	0	0	0	0	0	0	0	0	1
04:00	0	2	0	0	0	0	0	0	0	0	0	0	0	2
05:00	1	1	0	0	0	0	0	0	0	0	0	0	0	2
06:00	0	2	0	0	0	0	0	0	0	0	0	0	0	2
07:00	2	11	14	1	0	0	0	0	0	0	0	0	0	28
08:00	7	11	7	0	1	0	0	0	0	0	0	0	0	26
09:00	2	7	5	2	0	0	0	0	0	0	0	0	0	16
10:00	3	8	5	1	0	0	0	0	0	0	0	0	0	17
11:00	0	8	9	0	0	0	0	0	0	0	0	0	0	17
12:00 PM	4	5	12	0	0	0	0	0	0	0	0	0	0	21
13:00	2	9	5	2	0	0	0	0	0	0	0	0	0	18
14:00	2	9	5	2	0	0	0	0	0	0	0	0	0	18
15:00	6	17	4	2	0	0	0	0	0	0	0	0	0	29
16:00	2	6	10	1	0	0	0	0	0	0	0	0	0	19
17:00	0	8	4	1	0	0	0	0	0	0	0	0	0	13
18:00	2	6	6	0	0	0	0	0	0	0	0	0	0	14
19:00	1	2	4	1	0	0	0	0	0	0	0	0	0	8
20:00	1	3	2	0	0	0	0	0	0	0	0	0	0	6
21:00	1	1	1	0	0	0	0	0	0	0	0	0	0	3
22:00	0	1	0	0	0	0	0	0	0	0	0	0	0	1
23:00	1	1	0	0	0	0	0	0	0	0	0	0	0	2
Totals	37	118	95	13	1									264
% of Totals	14%	45%	36%	5%	0%									100%

AM Volumes	15	50	42	4	1	0	0	0	0	0	0	0	0	112
% AM	6%	19%	16%	2%	0%									42%
AM Peak Hour	08:00	07:00	07:00	09:00	08:00									07:00
Volume	7	11	14	2	1									28
PM Volumes	22	68	53	9	0	0	0	0	0	0	0	0	0	152
% PM	8%	26%	20%	3%										58%
PM Peak Hour	15:00	15:00	12:00	13:00										15:00
Volume	6	17	12	2										29

Directional Peak Periods	AM 7-9			NOON 12-2			PM 4-6			Off Peak Volumes		
All Speeds	Volume		%	Volume		%	Volume		%	Volume		%
	54	↔	20%	39	↔	15%	32	↔	12%	139	↔	53%

Street Name	Direction	Percentiles					
		15th	50th	Average	85th	95th	ADT
S Keystone St	North Bound	11	18	17	22	25	304
S Keystone St	South Bound	15	19	19	24	25	264

Prepared by National Data & Surveying Services

SPEED

S Keystone St Bet. W Oak St & W Alameda Ave

Day: Tuesday
Date: 1/18/2022

City: Burbank
Project #: CA22_020022_006

Summary

Time	< 15	15 - 19	20 - 24	25 - 29	30 - 34	35 - 39	40 - 44	45 - 49	50 - 54	55 - 59	60 - 64	65 - 69	70 +	Total
00:00 AM	1	0	5	0	0	0	0	0	0	0	0	0	0	6
01:00	0	0	0	0	0	0	0	0	0	0	0	0	0	0
02:00	0	0	0	0	0	0	0	0	0	0	0	0	0	0
03:00	0	1	1	0	0	0	0	0	0	0	0	0	0	2
04:00	0	2	0	1	0	0	0	0	0	0	0	0	0	3
05:00	2	2	1	0	0	0	0	0	0	0	0	0	0	5
06:00	0	6	0	0	0	0	0	0	0	0	0	0	0	6
07:00	5	23	17	3	0	0	0	0	0	0	0	0	0	48
08:00	12	17	8	1	1	0	0	0	0	0	0	0	0	39
09:00	9	18	14	3	0	0	0	0	0	0	0	0	0	44
10:00	8	16	11	2	0	0	0	0	0	0	0	0	0	37
11:00	5	15	14	1	0	0	0	0	0	0	0	0	0	35
12:00 PM	8	25	22	3	1	0	0	0	0	0	0	0	0	59
13:00	9	23	7	3	0	0	0	0	0	0	0	0	0	42
14:00	10	19	6	3	0	0	0	0	0	0	0	0	0	38
15:00	10	40	7	2	0	0	0	0	0	0	0	0	0	59
16:00	6	15	14	1	0	0	0	0	0	0	0	0	0	36
17:00	3	21	8	1	0	0	0	0	0	0	0	0	0	33
18:00	10	16	7	0	0	0	0	0	0	0	0	0	0	33
19:00	3	6	6	2	0	0	0	0	0	0	0	0	0	17
20:00	2	7	2	1	0	0	0	0	0	0	0	0	0	12
21:00	4	2	1	1	0	0	0	0	0	0	0	0	0	8
22:00	0	4	0	0	0	0	0	0	0	0	0	0	0	4
23:00	1	1	0	0	0	0	0	0	0	0	0	0	0	2
Totals	108	279	151	28	2									568
% of Totals	19%	49%	27%	5%	0%									100%

AM Volumes	42	100	71	11	1	0	0	0	0	0	0	0	0	225
% AM	7%	18%	13%	2%	0%									40%
AM Peak Hour	08:00	07:00	07:00	07:00	08:00									07:00
Volume	12	23	17	3	1									48
PM Volumes	66	179	80	17	1	0	0	0	0	0	0	0	0	343
% PM	12%	32%	14%	3%	0%									60%
PM Peak Hour	14:00	15:00	12:00	12:00	12:00									12:00
Volume	10	40	22	3	1									59

Directional Peak Periods	AM 7-9			NOON 12-2			PM 4-6			Off Peak Volumes		
All Speeds	Volume		%	Volume		%	Volume		%	Volume		%
	87	↔	15%	101	↔	18%	69	↔	12%	311	↔	55%

Street Name	Direction	Percentiles					
		15th	50th	Average	85th	95th	ADT
S Keystone St	Summary	13	18	18	23	25	568

Prepared by NDS/ATD

Prepared by National Data & Surveying Services

VOLUME

S Keystone St Bet. W Oak St & W Alameda Ave

Day: Tuesday
Date: 1/18/2022

City: Burbank
Project #: CA22_020022_006

DAILY TOTALS	NB	SB	EB	WB	Total
	304	264	0	0	568

AM Period	NB		SB		EB	WB	TOTAL		PM Period	NB		SB		EB	WB	TOTAL	
00:00	1		0		0	0	1		12:00	9		5		0	0	14	
00:15	1		0		0	0	1		12:15	14		7		0	0	21	
00:30	3		1		0	0	4		12:30	7		5		0	0	12	
00:45	0	5	0	1	0	0		6	12:45	8	38	4	21	0	0	12	59
01:00	0		0		0	0			13:00	3		6		0	0	9	
01:15	0		0		0	0			13:15	3		6		0	0	9	
01:30	0		0		0	0			13:30	9		3		0	0	12	
01:45	0		0		0	0			13:45	9	24	3	18	0	0	12	42
02:00	0		0		0	0			14:00	3		4		0	0	7	
02:15	0		0		0	0			14:15	5		5		0	0	10	
02:30	0		0		0	0			14:30	7		6		0	0	13	
02:45	0		0		0	0			14:45	5	20	3	18	0	0	8	38
03:00	0		0		0	0			15:00	11		5		0	0	16	
03:15	1		1		0	0	2		15:15	4		11		0	0	15	
03:30	0		0		0	0			15:30	9		7		0	0	16	
03:45	0	1	0	1	0	0		2	15:45	6	30	6	29	0	0	12	59
04:00	0		0		0	0			16:00	6		2		0	0	8	
04:15	0		0		0	0			16:15	5		4		0	0	9	
04:30	0		1		0	0	1		16:30	4		7		0	0	11	
04:45	1	1	1	2	0	0	2	3	16:45	2	17	6	19	0	0	8	36
05:00	1		1		0	0	2		17:00	1		3		0	0	4	
05:15	0		0		0	0			17:15	2		7		0	0	9	
05:30	1		0		0	0	1		17:30	12		2		0	0	14	
05:45	1	3	1	2	0	0	2	5	17:45	5	20	1	13	0	0	6	33
06:00	1		0		0	0	1		18:00	6		8		0	0	14	
06:15	1		1		0	0	2		18:15	2		2		0	0	4	
06:30	1		1		0	0	2		18:30	4		3		0	0	7	
06:45	1	4	0	2	0	0	1	6	18:45	7	19	1	14	0	0	8	33
07:00	1		2		0	0	3		19:00	2		4		0	0	6	
07:15	2		4		0	0	6		19:15	3		3		0	0	6	
07:30	10		5		0	0	15		19:30	2		0		0	0	2	
07:45	7	20	17	28	0	0	24	48	19:45	2	9	1	8	0	0	3	17
08:00	3		9		0	0	12		20:00	2		2		0	0	4	
08:15	4		4		0	0	8		20:15	1		2		0	0	3	
08:30	4		9		0	0	13		20:30	3		2		0	0	5	
08:45	2	13	4	26	0	0	6	39	20:45	0	6	0	6	0	0		12
09:00	7		5		0	0	12		21:00	0		1		0	0	1	
09:15	7		2		0	0	9		21:15	3		2		0	0	5	
09:30	6		5		0	0	11		21:30	1		0		0	0	1	
09:45	8	28	4	16	0	0	12	44	21:45	1	5	0	3	0	0	1	8
10:00	3		2		0	0	5		22:00	0		0		0	0		
10:15	5		3		0	0	8		22:15	0		0		0	0		
10:30	4		4		0	0	8		22:30	2		1		0	0	3	
10:45	8	20	8	17	0	0	16	37	22:45	1	3	0	1	0	0	1	4
11:00	3		3		0	0	6		23:00	0		0		0	0		
11:15	2		5		0	0	7		23:15	0		1		0	0	1	
11:30	9		4		0	0	13		23:30	0		1		0	0	1	
11:45	4	18	5	17	0	0	9	35	23:45	0		0	2	0	0		2
TOTALS		113		112				225	TOTALS		191		152				343
SPLIT %		50.2%		49.8%				39.6%	SPLIT %		55.7%		44.3%				60.4%

DAILY TOTALS	NB	SB	EB	WB	Total
	304	264	0	0	568

AM Peak Hour	11:30	07:45			07:30	PM Peak Hour	12:00	15:00			12:00
AM Pk Volume	36	39			59	PM Pk Volume	38	29			59
Pk Hr Factor	0.643	0.574			0.615	Pk Hr Factor	0.679	0.659			0.702
7 - 9 Volume	33	54	0	0	87	4 - 6 Volume	37	32	0	0	69
7 - 9 Peak Hour	07:30	07:45			07:30	4 - 6 Peak Hour	17:00	16:30			16:00
7 - 9 Pk Volume	24	39	0	0	59	4 - 6 Pk Volume	20	23	0	0	36
Pk Hr Factor	0.600	0.574	0.000	0.000	0.615	Pk Hr Factor	0.417	0.821	0.000	0.000	0.818

Prepared by NDS/ATD

Project #: CA22_020022_006 **City:** Burbank

Location: S Keystone St Bet. W Oak St & W Alameda **Date:** 1/18/2022

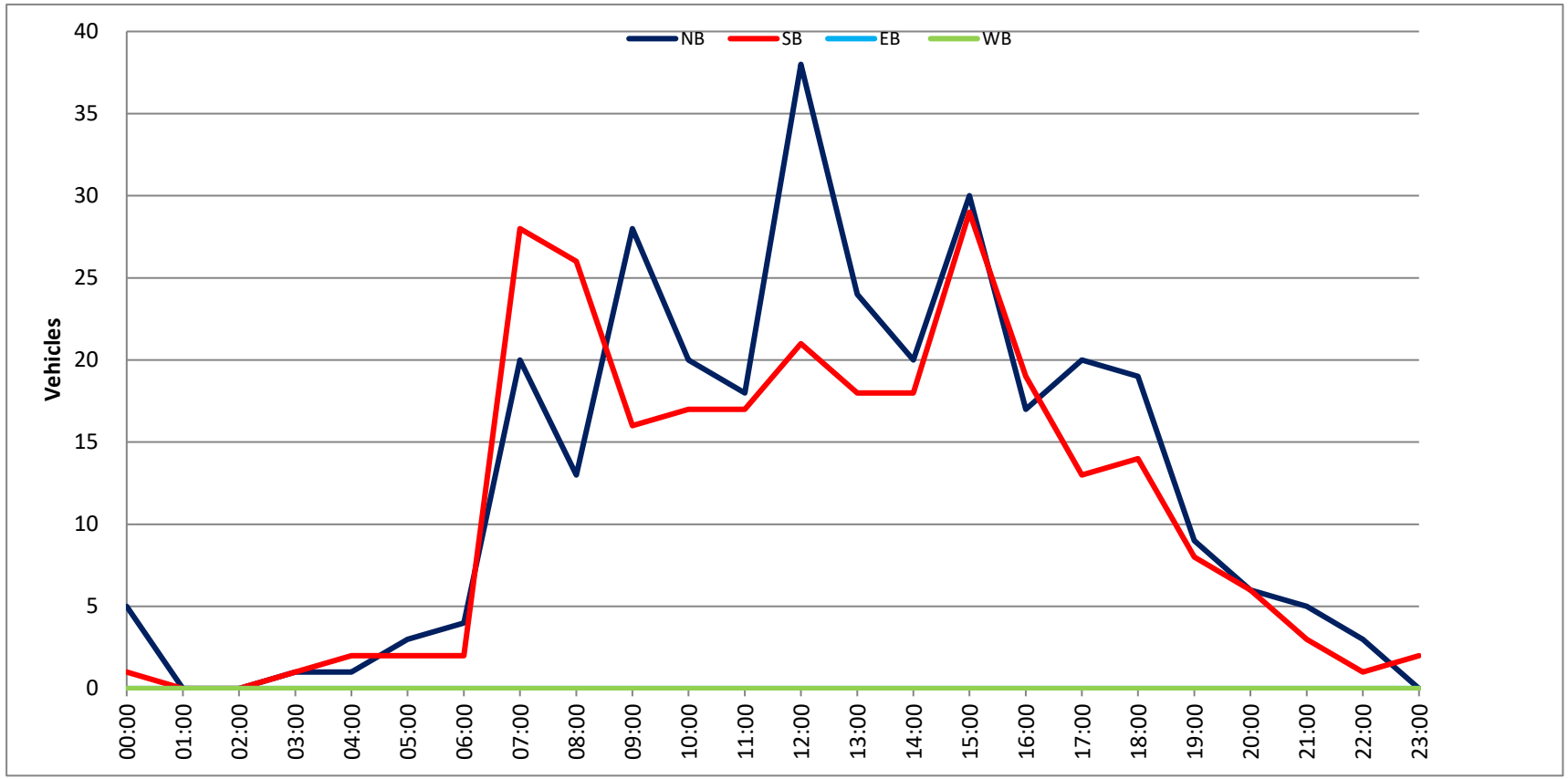

Prepared by National Data & Surveying Services

SPEED

S Keystone St Bet. W Oak St & W Alameda Ave

Day: Wednesday
Date: 1/19/2022

City: Burbank
Project #: CA22_020022_006n

North Bound

Time	< 15	15 - 19	20 - 24	25 - 29	30 - 34	35 - 39	40 - 44	45 - 49	50 - 54	55 - 59	60 - 64	65 - 69	70 +	Total
00:00 AM	0	0	0	0	0	0	0	0	0	0	0	0	0	0
00:15	0	0	0	0	0	0	0	0	0	0	0	0	0	0
00:30	0	0	0	0	0	0	0	0	0	0	0	0	0	0
00:45	0	1	1	0	0	0	0	0	0	0	0	0	0	2
01:00	0	0	0	0	0	0	0	0	0	0	0	0	0	0
01:15	0	1	0	0	0	0	0	0	0	0	0	0	0	1
01:30	0	0	0	0	0	0	0	0	0	0	0	0	0	0
01:45	0	0	0	0	0	0	0	0	0	0	0	0	0	0
02:00	0	0	0	0	0	0	0	0	0	0	0	0	0	0
02:15	0	0	0	0	0	0	0	0	0	0	0	0	0	0
02:30	1	0	0	0	0	0	0	0	0	0	0	0	0	1
02:45	0	0	0	0	0	0	0	0	0	0	0	0	0	0
03:00	0	0	0	0	0	0	0	0	0	0	0	0	0	0
03:15	0	0	0	0	0	0	0	0	0	0	0	0	0	0
03:30	0	0	0	0	0	0	0	0	0	0	0	0	0	0
03:45	0	0	0	0	0	0	0	0	0	0	0	0	0	0
04:00	0	0	0	0	0	0	0	0	0	0	0	0	0	0
04:15	0	0	0	0	0	0	0	0	0	0	0	0	0	0
04:30	0	0	0	0	0	0	0	0	0	0	0	0	0	0
04:45	0	0	0	0	0	0	0	0	0	0	0	0	0	0
05:00	0	0	0	0	0	0	0	0	0	0	0	0	0	0
05:15	0	0	0	0	0	0	0	0	0	0	0	0	0	0
05:30	0	1	0	0	0	0	0	0	0	0	0	0	0	1
05:45	0	0	0	0	0	0	0	0	0	0	0	0	0	0
06:00	1	0	0	0	0	0	0	0	0	0	0	0	0	1
06:15	1	0	1	0	0	0	0	0	0	0	0	0	0	2
06:30	1	0	1	0	0	0	0	0	0	0	0	0	0	2
06:45	0	2	2	0	0	0	0	0	0	0	0	0	0	4
07:00	0	1	0	0	0	0	0	0	0	0	0	0	0	1
07:15	1	0	0	0	0	0	0	0	0	0	0	0	0	1
07:30	2	8	0	0	0	0	0	0	0	0	0	0	0	10
07:45	1	3	1	1	0	0	0	0	0	0	0	0	0	6
08:00	1	4	1	0	0	0	0	0	0	0	0	0	0	6
08:15	1	3	1	1	0	0	0	0	0	0	0	0	0	6
08:30	0	4	1	0	0	0	0	0	0	0	0	0	0	5
08:45	1	4	1	0	0	0	0	0	0	0	0	0	0	6
09:00	0	1	0	0	0	0	0	0	0	0	0	0	0	1
09:15	0	0	0	0	0	0	0	0	0	0	0	0	0	0
09:30	2	2	0	0	0	0	0	0	0	0	0	0	0	4
09:45	2	2	1	0	0	0	0	0	0	0	0	0	0	5
10:00	0	4	0	0	0	0	0	0	0	0	0	0	0	4
10:15	1	3	0	0	0	0	0	0	0	0	0	0	0	4
10:30	3	2	0	0	0	0	0	0	0	0	0	0	0	5
10:45	1	2	0	0	0	0	0	0	0	0	0	0	0	3
11:00	5	8	1	0	0	0	0	0	0	0	0	0	0	14
11:15	0	4	1	1	0	0	0	0	0	0	0	0	0	6
11:30	1	3	0	0	0	0	0	0	0	0	0	0	0	4
11:45	1	8	2	0	0	0	0	0	0	0	0	0	0	11
12:00 PM	3	4	0	0	0	0	0	0	0	0	0	0	0	7
12:15	1	5	1	0	0	0	0	0	0	0	0	0	0	7
12:30	2	10	3	0	0	0	0	0	0	0	0	0	0	15
12:45	4	5	2	0	0	0	0	0	0	0	0	0	0	11
13:00	4	5	2	0	0	0	0	0	0	0	0	0	0	11
13:15	2	3	1	0	0	0	0	0	0	0	0	0	0	6
13:30	0	2	0	0	0	0	0	0	0	0	0	0	0	2
13:45	1	4	0	0	0	0	0	0	0	0	0	0	0	5
14:00	0	10	1	0	0	0	0	0	0	0	0	0	0	11
14:15	0	4	1	0	0	0	0	0	0	0	0	0	0	5
14:30	3	8	2	1	0	0	0	0	0	0	0	0	0	14
14:45	1	3	2	0	0	0	0	0	0	0	0	0	0	6
15:00	3	6	1	1	0	0	0	0	0	0	0	0	0	11
15:15	3	7	6	1	0	0	0	0	0	0	0	0	0	17
15:30	2	7	1	1	0	0	0	0	0	0	0	0	0	11
15:45	2	2	2	0	0	0	0	0	0	0	0	0	0	6
16:00	2	3	1	1	0	0	0	0	0	0	0	0	0	7
16:15	2	4	0	0	0	0	0	0	0	0	0	0	0	6
16:30	3	5	0	0	0	0	0	0	0	0	0	0	0	8
16:45	0	4	0	0	0	0	0	0	0	0	0	0	0	4
17:00	3	3	2	0	0	0	0	0	0	0	0	0	0	8
17:15	1	4	3	0	0	0	0	0	0	0	0	0	0	8
17:30	2	7	0	0	0	0	0	0	0	0	0	0	0	9
17:45	1	6	1	0	0	0	0	0	0	0	0	0	0	8
18:00	2	4	1	0	0	0	0	0	0	0	0	0	0	7
18:15	1	7	1	0	0	0	0	0	0	0	0	0	0	9
18:30	2	5	0	0	0	0	0	0	0	0	0	0	0	7
18:45	3	2	0	0	0	0	0	0	0	0	0	0	0	5
19:00	0	1	1	1	0	0	0	0	0	0	0	0	0	3
19:15	0	1	0	0	0	0	0	0	0	0	0	0	0	1
19:30	0	2	1	0	0	0	0	0	0	0	0	0	0	3
19:45	0	3	0	0	0	0	0	0	0	0	0	0	0	3
20:00	0	0	0	0	0	0	0	0	0	0	0	0	0	0
20:15	0	3	0	0	0	0	0	0	0	0	0	0	0	3
20:30	0	1	0	0	0	0	0	0	0	0	0	0	0	1
20:45	0	2	1	0	0	0	0	0	0	0	0	0	0	3
21:00	0	5	0	0	0	0	0	0	0	0	0	0	0	5
21:15	0	0	0	0	0	0	0	0	0	0	0	0	0	0
21:30	0	0	0	0	0	0	0	0	0	0	0	0	0	0
21:45	0	0	0	0	0	0	0	0	0	0	0	0	0	0
22:00	1	1	0	1	0	0	0	0	0	0	0	0	0	3
22:15	0	2	0	0	0	0	0	0	0	0	0	0	0	2
22:30	0	0	0	0	0	0	0	0	0	0	0	0	0	0
22:45	0	0	0	0	0	0	0	0	0	0	0	0	0	0
23:00	0	0	0	0	0	0	0	0	0	0	0	0	0	0
23:15	0	0	0	0	0	0	0	0	0	0	0	0	0	0
23:30	0	0	0	0	0	0	0	0	0	0	0	0	0	0
23:45	0	0	0	0	0	0	0	0	0	0	0	0	0	0
Totals	81	231	52	10										374
% of Totals	22%	62%	14%	3%										100%

AM Volumes	27	71	15	3	0	0	0	0	0	0	0	0	0	116
% AM	7%	19%	4%	1%										31%
AM Peak Hour	10:15	11:45	11:45	07:30										11:45
Volume	10	27	6	2										40
PM Volumes	54	160	37	7	0	0	0	0	0	0	0	0	0	258
% PM	14%	43%	10%	2%										69%
PM Peak Hour	12:30	13:45	14:30	14:30										14:30
Volume	12	26	11	3										48

Directional Peak Periods	AM 7-9			NOON 12-2			PM 4-6			Off Peak Volumes		
All Classes	Volume	⟷	%	Volume	⟷	%	Volume	⟷	%	Volume	⟷	%
	41		11%	64		17%	58		16%	211		56%

Street Name	Direction	Percentiles					
		15th	50th	Average	85th	95th	ADT
S Keystone St	North Bound	12	17	17	21	24	374
S Keystone St	South Bound	15	19	19	23	25	277

Prepared by National Data & Surveying Services

SPEED

S Keystone St Bet. W Oak St & W Alameda Ave

Day: Wednesday
Date: 1/19/2022

City: Burbank
Project #: CA22_020022_006s

South Bound

Time	< 15	15 - 19	20 - 24	25 - 29	30 - 34	35 - 39	40 - 44	45 - 49	50 - 54	55 - 59	60 - 64	65 - 69	70 +	Total
00:00 AM	0	0	0	0	0	0	0	0	0	0	0	0	0	0
00:15	0	0	0	0	0	0	0	0	0	0	0	0	0	0
00:30	0	1	0	1	0	0	0	0	0	0	0	0	0	2
00:45	0	1	0	0	0	0	0	0	0	0	0	0	0	1
01:00	0	0	0	0	0	0	0	0	0	0	0	0	0	0
01:15	0	0	0	0	0	0	0	0	0	0	0	0	0	0
01:30	1	0	0	0	0	0	0	0	0	0	0	0	0	1
01:45	0	0	0	0	0	0	0	0	0	0	0	0	0	0
02:00	0	0	0	0	0	0	0	0	0	0	0	0	0	0
02:15	0	0	0	0	0	0	0	0	0	0	0	0	0	0
02:30	0	0	0	0	0	0	0	0	0	0	0	0	0	0
02:45	0	0	0	0	0	0	0	0	0	0	0	0	0	0
03:00	0	0	0	0	0	0	0	0	0	0	0	0	0	0
03:15	0	0	0	0	0	0	0	0	0	0	0	0	0	0
03:30	0	0	0	0	0	0	0	0	0	0	0	0	0	0
03:45	0	0	0	0	0	0	0	0	0	0	0	0	0	0
04:00	0	0	0	0	0	0	0	0	0	0	0	0	0	0
04:15	0	0	0	0	0	0	0	0	0	0	0	0	0	0
04:30	0	1	1	0	0	0	0	0	0	0	0	0	0	2
04:45	0	0	0	1	0	0	0	0	0	0	0	0	0	1
05:00	0	1	0	0	0	0	0	0	0	0	0	0	0	1
05:15	0	0	0	0	0	0	0	0	0	0	0	0	0	0
05:30	0	1	0	0	0	0	0	0	0	0	0	0	0	1
05:45	0	0	1	0	0	0	0	0	0	0	0	0	0	1
06:00	0	0	0	0	0	0	0	0	0	0	0	0	0	0
06:15	0	0	1	1	0	0	0	0	0	0	0	0	0	2
06:30	0	1	2	0	0	0	0	0	0	0	0	0	0	3
06:45	0	2	0	0	0	0	0	0	0	0	0	0	0	2
07:00	0	2	1	0	0	0	0	0	0	0	0	0	0	3
07:15	0	1	3	0	0	0	0	0	0	0	0	0	0	4
07:30	0	6	0	0	0	0	0	0	0	0	0	0	0	6
07:45	0	5	2	0	0	0	0	0	0	0	0	0	0	7
08:00	1	3	4	1	0	0	0	0	0	0	0	0	0	9
08:15	1	1	0	1	0	0	0	0	0	0	0	0	0	3
08:30	1	4	0	0	0	0	0	0	0	0	0	0	0	5
08:45	0	2	0	0	0	0	0	0	0	0	0	0	0	2
09:00	0	1	1	0	0	0	0	0	0	0	0	0	0	2
09:15	0	0	0	0	0	0	0	0	0	0	0	0	0	0
09:30	3	3	1	0	0	0	0	0	0	0	0	0	0	7
09:45	1	3	0	0	0	0	0	0	0	0	0	0	0	4
10:00	0	1	3	0	0	0	0	0	0	0	0	0	0	4
10:15	2	1	0	0	0	0	0	0	0	0	0	0	0	3
10:30	1	0	1	0	0	0	0	0	0	0	0	0	0	2
10:45	0	3	1	0	0	0	0	0	0	0	0	0	0	4
11:00	1	3	2	0	0	0	0	0	0	0	0	0	0	6
11:15	0	1	2	0	0	0	0	0	0	0	0	0	0	3
11:30	0	1	2	0	0	0	0	0	0	0	0	0	0	3
11:45	0	1	1	0	0	0	0	0	0	0	0	0	0	2
12:00 PM	1	2	1	0	0	0	0	0	0	0	0	0	0	4
12:15	2	0	1	0	0	0	0	0	0	0	0	0	0	3
12:30	4	2	0	0	0	0	0	0	0	0	0	0	0	6
12:45	0	2	4	0	0	0	0	0	0	0	0	0	0	6
13:00	1	1	2	0	0	0	0	0	0	0	0	0	0	4
13:15	0	2	0	0	0	0	0	0	0	0	0	0	0	2
13:30	0	2	3	1	0	0	0	0	0	0	0	0	0	6
13:45	0	3	4	0	0	0	0	0	0	0	0	0	0	7
14:00	0	1	0	1	0	0	0	0	0	0	0	0	0	2
14:15	0	3	4	0	0	0	0	0	0	0	0	0	0	7
14:30	1	3	4	0	0	0	0	0	0	0	0	0	0	8
14:45	3	4	5	0	0	0	0	0	0	0	0	0	0	12
15:00	1	10	5	0	0	0	0	0	0	0	0	0	0	16
15:15	2	8	5	0	0	0	0	0	0	0	0	0	0	15
15:30	6	2	0	0	0	0	0	0	0	0	0	0	0	8
15:45	4	1	1	0	1	0	0	0	0	0	0	0	0	7
16:00	1	3	2	0	0	0	0	0	0	0	0	0	0	6
16:15	0	0	1	0	0	0	0	0	0	0	0	0	0	1
16:30	0	3	0	0	0	0	0	0	0	0	0	0	0	3
16:45	1	3	3	0	0	0	0	0	0	0	0	0	0	7
17:00	0	0	1	1	0	0	0	0	0	0	0	0	0	2
17:15	0	4	1	0	0	0	0	0	0	0	0	0	0	5
17:30	2	3	4	0	0	0	0	0	0	0	0	0	0	9
17:45	1	0	0	0	0	0	0	0	0	0	0	0	0	1
18:00	0	1	1	0	0	0	0	0	0	0	0	0	0	2
18:15	0	2	2	0	0	0	0	0	0	0	0	0	0	4
18:30	0	0	0	1	0	0	0	0	0	0	0	0	0	1
18:45	0	3	1	1	0	0	0	0	0	0	0	0	0	5
19:00	0	2	2	1	0	0	0	0	0	0	0	0	0	5
19:15	0	0	0	0	0	0	0	0	0	0	0	0	0	0
19:30	0	2	1	1	0	0	0	0	0	0	0	0	0	4
19:45	0	1	0	0	0	0	0	0	0	0	0	0	0	1
20:00	0	0	1	0	0	0	0	0	0	0	0	0	0	1
20:15	0	1	1	0	0	0	0	0	0	0	0	0	0	2
20:30	0	0	2	0	0	0	0	0	0	0	0	0	0	2
20:45	0	0	0	0	0	0	0	0	0	0	0	0	0	0
21:00	0	1	1	0	0	0	0	0	0	0	0	0	0	2
21:15	0	1	1	0	0	0	0	0	0	0	0	0	0	2
21:30	0	0	1	0	0	0	0	0	0	0	0	0	0	1
21:45	0	0	0	0	0	0	0	0	0	0	0	0	0	0
22:00	0	0	0	0	0	0	0	0	0	0	0	0	0	0
22:15	0	0	1	0	0	0	0	0	0	0	0	0	0	1
22:30	0	1	0	0	0	0	0	0	0	0	0	0	0	1
22:45	0	0	0	0	0	0	0	0	0	0	0	0	0	0
23:00	0	0	0	0	0	0	0	0	0	0	0	0	0	0
23:15	0	0	0	0	0	0	0	0	0	0	0	0	0	0
23:30	0	0	0	0	0	0	0	0	0	0	0	0	0	0
23:45	0	0	0	0	0	0	0	0	0	0	0	0	0	0
Totals	42	127	95	12	1									277
% of Totals	15%	46%	34%	4%	0%									100%

AM Volumes	12	50	29	5	0	0	0	0	0	0	0	0	0	96
% AM	4%	18%	10%	2%										35%
AM Peak Hour	11:45	07:15	07:15	07:30										07:15
Volume	7	15	9	2										26
PM Volumes	30	77	66	7	1	0	0	0	0	0	0	0	0	181
% PM	11%	28%	24%	3%	0%									65%
PM Peak Hour	15:00	14:30	14:30	18:15	15:00									14:30
Volume	13	25	19	3	1									51

Directional Peak Periods	AM 7-9			NOON 12-2			PM 4-6			Off Peak Volumes		
All Classes	Volume	⟷	%	Volume	⟷	%	Volume	⟷	%	Volume	⟷	%
	39		14%	38		14%	34		12%	166		60%

Street Name	Direction	Percentiles					
		15th	50th	Average	85th	95th	ADT
S Keystone St	North Bound	12	17	17	21	24	374
S Keystone St	South Bound	15	19	19	23	25	277

Prepared by National Data & Surveying Services

SPEED

S Keystone St Bet. W Oak St & W Alameda Ave

Day: Wednesday
Date: 1/19/2022

City: Burbank
Project #: CA22_020022_006

Summary

Time	< 15	15 - 19	20 - 24	25 - 29	30 - 34	35 - 39	40 - 44	45 - 49	50 - 54	55 - 59	60 - 64	65 - 69	70 +	Total
00:00 AM	0	0	0	0	0	0	0	0	0	0	0	0	0	0
00:15	0	0	0	0	0	0	0	0	0	0	0	0	0	0
00:30	0	1	0	1	0	0	0	0	0	0	0	0	0	2
00:45	0	2	1	0	0	0	0	0	0	0	0	0	0	3
01:00	0	0	0	0	0	0	0	0	0	0	0	0	0	0
01:15	0	1	0	0	0	0	0	0	0	0	0	0	0	1
01:30	1	0	0	0	0	0	0	0	0	0	0	0	0	1
01:45	0	0	0	0	0	0	0	0	0	0	0	0	0	0
02:00	0	0	0	0	0	0	0	0	0	0	0	0	0	0
02:15	0	0	0	0	0	0	0	0	0	0	0	0	0	0
02:30	1	0	0	0	0	0	0	0	0	0	0	0	0	1
02:45	0	0	0	0	0	0	0	0	0	0	0	0	0	0
03:00	0	0	0	0	0	0	0	0	0	0	0	0	0	0
03:15	0	0	0	0	0	0	0	0	0	0	0	0	0	0
03:30	0	0	0	0	0	0	0	0	0	0	0	0	0	0
03:45	0	0	0	0	0	0	0	0	0	0	0	0	0	0
04:00	0	0	0	0	0	0	0	0	0	0	0	0	0	0
04:15	0	0	0	0	0	0	0	0	0	0	0	0	0	0
04:30	0	1	1	0	0	0	0	0	0	0	0	0	0	2
04:45	0	0	0	1	0	0	0	0	0	0	0	0	0	1
05:00	0	1	0	0	0	0	0	0	0	0	0	0	0	1
05:15	0	0	0	0	0	0	0	0	0	0	0	0	0	0
05:30	0	2	0	0	0	0	0	0	0	0	0	0	0	2
05:45	0	0	1	0	0	0	0	0	0	0	0	0	0	1
06:00	1	0	0	0	0	0	0	0	0	0	0	0	0	1
06:15	1	0	2	1	0	0	0	0	0	0	0	0	0	4
06:30	1	1	3	0	0	0	0	0	0	0	0	0	0	5
06:45	0	4	2	0	0	0	0	0	0	0	0	0	0	6
07:00	0	3	1	0	0	0	0	0	0	0	0	0	0	4
07:15	1	1	3	0	0	0	0	0	0	0	0	0	0	5
07:30	2	14	0	0	0	0	0	0	0	0	0	0	0	16
07:45	1	8	3	1	0	0	0	0	0	0	0	0	0	13
08:00	2	7	5	1	0	0	0	0	0	0	0	0	0	15
08:15	2	4	1	2	0	0	0	0	0	0	0	0	0	9
08:30	1	8	1	0	0	0	0	0	0	0	0	0	0	10
08:45	1	6	1	0	0	0	0	0	0	0	0	0	0	8
09:00	0	2	1	0	0	0	0	0	0	0	0	0	0	3
09:15	0	0	0	0	0	0	0	0	0	0	0	0	0	0
09:30	5	5	1	0	0	0	0	0	0	0	0	0	0	11
09:45	3	5	1	0	0	0	0	0	0	0	0	0	0	9
10:00	0	5	3	0	0	0	0	0	0	0	0	0	0	8
10:15	3	4	0	0	0	0	0	0	0	0	0	0	0	7
10:30	4	2	1	0	0	0	0	0	0	0	0	0	0	7
10:45	1	5	1	0	0	0	0	0	0	0	0	0	0	7
11:00	6	11	3	0	0	0	0	0	0	0	0	0	0	20
11:15	0	5	3	1	0	0	0	0	0	0	0	0	0	9
11:30	1	4	2	0	0	0	0	0	0	0	0	0	0	7
11:45	1	9	3	0	0	0	0	0	0	0	0	0	0	13
12:00 PM	4	6	1	0	0	0	0	0	0	0	0	0	0	11
12:15	3	5	2	0	0	0	0	0	0	0	0	0	0	10
12:30	6	12	3	0	0	0	0	0	0	0	0	0	0	21
12:45	4	7	6	0	0	0	0	0	0	0	0	0	0	17
13:00	5	6	4	0	0	0	0	0	0	0	0	0	0	15
13:15	2	5	1	0	0	0	0	0	0	0	0	0	0	8
13:30	0	4	3	1	0	0	0	0	0	0	0	0	0	8
13:45	1	7	4	0	0	0	0	0	0	0	0	0	0	12
14:00	0	11	1	1	0	0	0	0	0	0	0	0	0	13
14:15	0	7	5	0	0	0	0	0	0	0	0	0	0	12
14:30	4	11	6	1	0	0	0	0	0	0	0	0	0	22
14:45	4	7	7	0	0	0	0	0	0	0	0	0	0	18
15:00	4	16	6	1	0	0	0	0	0	0	0	0	0	27
15:15	5	15	11	1	0	0	0	0	0	0	0	0	0	32
15:30	8	9	1	1	0	0	0	0	0	0	0	0	0	19
15:45	6	3	3	0	1	0	0	0	0	0	0	0	0	13
16:00	3	6	3	1	0	0	0	0	0	0	0	0	0	13
16:15	2	4	1	0	0	0	0	0	0	0	0	0	0	7
16:30	3	8	0	0	0	0	0	0	0	0	0	0	0	11
16:45	1	7	3	0	0	0	0	0	0	0	0	0	0	11
17:00	3	3	3	1	0	0	0	0	0	0	0	0	0	10
17:15	1	8	4	0	0	0	0	0	0	0	0	0	0	13
17:30	4	10	4	0	0	0	0	0	0	0	0	0	0	18
17:45	2	6	1	0	0	0	0	0	0	0	0	0	0	9
18:00	2	5	2	0	0	0	0	0	0	0	0	0	0	9
18:15	1	9	3	0	0	0	0	0	0	0	0	0	0	13
18:30	2	5	0	1	0	0	0	0	0	0	0	0	0	8
18:45	3	5	1	1	0	0	0	0	0	0	0	0	0	10
19:00	0	3	3	2	0	0	0	0	0	0	0	0	0	8
19:15	0	1	0	0	0	0	0	0	0	0	0	0	0	1
19:30	0	4	2	1	0	0	0	0	0	0	0	0	0	7
19:45	0	4	0	0	0	0	0	0	0	0	0	0	0	4
20:00	0	0	1	0	0	0	0	0	0	0	0	0	0	1
20:15	0	4	1	0	0	0	0	0	0	0	0	0	0	5
20:30	0	1	2	0	0	0	0	0	0	0	0	0	0	3
20:45	0	2	1	0	0	0	0	0	0	0	0	0	0	3
21:00	0	6	1	0	0	0	0	0	0	0	0	0	0	7
21:15	0	1	1	0	0	0	0	0	0	0	0	0	0	2
21:30	0	0	1	0	0	0	0	0	0	0	0	0	0	1
21:45	0	0	0	0	0	0	0	0	0	0	0	0	0	0
22:00	1	1	0	1	0	0	0	0	0	0	0	0	0	3
22:15	0	2	1	0	0	0	0	0	0	0	0	0	0	3
22:30	0	1	0	0	0	0	0	0	0	0	0	0	0	1
22:45	0	0	0	0	0	0	0	0	0	0	0	0	0	0
23:00	0	0	0	0	0	0	0	0	0	0	0	0	0	0
23:15	0	0	0	0	0	0	0	0	0	0	0	0	0	0
23:30	0	0	0	0	0	0	0	0	0	0	0	0	0	0
23:45	0	0	0	0	0	0	0	0	0	0	0	0	0	0
Totals	123	358	147	22	1									651
% of Totals	19%	55%	23%	3%	0%									100%

AM Volumes	39	121	44	8	0	0	0	0	0	0	0	0	0	212
% AM	6%	19%	7%	1%										33%
AM Peak Hour	10:15	07:30	07:15	07:30										11:45
Volume	14	33	11	4										55
PM Volumes	84	237	103	14	1	0	0	0	0	0	0	0	0	439
% PM	13%	36%	16%	2%	0%									67%
PM Peak Hour	15:00	14:30	14:30	18:15	15:00									14:30
Volume	23	49	30	4	1									99

Directional Peak Periods	AM 7-9			NOON 12-2			PM 4-6			Off Peak Volumes		
All Classes	Volume	⟷	%	Volume	⟷	%	Volume	⟷	%	Volume	⟷	%
	80	⟷	12%	102	⟷	16%	92	⟷	14%	377	⟷	58%

Street Name	Direction	Percentiles					
		15th	50th	Average	85th	95th	ADT
S Keystone St	Summary	13	18	18	22	25	651

Prepared by National Data & Surveying Services

SPEED

S Keystone St Bet. W Oak St & W Alameda Ave

Day: Wednesday
Date: 1/19/2022

City: Burbank
Project #: CA22_020022_006n

North Bound

Time	< 15	15 - 19	20 - 24	25 - 29	30 - 34	35 - 39	40 - 44	45 - 49	50 - 54	55 - 59	60 - 64	65 - 69	70 +	Total
00:00 AM	0	1	1	0	0	0	0	0	0	0	0	0	0	2
01:00	0	1	0	0	0	0	0	0	0	0	0	0	0	1
02:00	1	0	0	0	0	0	0	0	0	0	0	0	0	1
03:00	0	0	0	0	0	0	0	0	0	0	0	0	0	0
04:00	0	0	0	0	0	0	0	0	0	0	0	0	0	0
05:00	0	1	0	0	0	0	0	0	0	0	0	0	0	1
06:00	3	2	4	0	0	0	0	0	0	0	0	0	0	9
07:00	4	12	1	1	0	0	0	0	0	0	0	0	0	18
08:00	3	15	4	1	0	0	0	0	0	0	0	0	0	23
09:00	4	5	1	0	0	0	0	0	0	0	0	0	0	10
10:00	5	11	0	0	0	0	0	0	0	0	0	0	0	16
11:00	7	23	4	1	0	0	0	0	0	0	0	0	0	35
12:00 PM	10	24	6	0	0	0	0	0	0	0	0	0	0	40
13:00	7	14	3	0	0	0	0	0	0	0	0	0	0	24
14:00	4	25	6	1	0	0	0	0	0	0	0	0	0	36
15:00	10	22	10	3	0	0	0	0	0	0	0	0	0	45
16:00	7	16	1	1	0	0	0	0	0	0	0	0	0	25
17:00	7	20	6	0	0	0	0	0	0	0	0	0	0	33
18:00	8	18	2	0	0	0	0	0	0	0	0	0	0	28
19:00	0	7	2	1	0	0	0	0	0	0	0	0	0	10
20:00	0	6	1	0	0	0	0	0	0	0	0	0	0	7
21:00	0	5	0	0	0	0	0	0	0	0	0	0	0	5
22:00	1	3	0	1	0	0	0	0	0	0	0	0	0	5
23:00	0	0	0	0	0	0	0	0	0	0	0	0	0	0
Totals	81	231	52	10										374
% of Totals	22%	62%	14%	3%										100%

AM Volumes	27	71	15	3	0	0	0	0	0	0	0	0	0	116
% AM	7%	19%	4%	1%										31%
AM Peak Hour	11:00	11:00	06:00	07:00										11:00
Volume	7	23	4	1										35
PM Volumes	54	160	37	7	0	0	0	0	0	0	0	0	0	258
% PM	14%	43%	10%	2%										69%
PM Peak Hour	12:00	14:00	15:00	15:00										15:00
Volume	10	25	10	3										45

Directional Peak Periods	AM 7-9			NOON 12-2			PM 4-6			Off Peak Volumes		
All Speeds	Volume		%	Volume		%	Volume		%	Volume		%
	41	↔	11%	64	↔	17%	58	↔	16%	211	↔	56%

Street Name	Direction	Percentiles					
		15th	50th	Average	85th	95th	ADT
S Keystone St	North Bound	12	17	17	21	24	374
S Keystone St	South Bound	15	19	19	23	25	277

Prepared by National Data & Surveying Services

SPEED

S Keystone St Bet. W Oak St & W Alameda Ave

Day: Wednesday
Date: 1/19/2022

City: Burbank
Project #: CA22_020022_006s

South Bound

Time	< 15	15 - 19	20 - 24	25 - 29	30 - 34	35 - 39	40 - 44	45 - 49	50 - 54	55 - 59	60 - 64	65 - 69	70 +	Total
00:00 AM	0	2	0	1	0	0	0	0	0	0	0	0	0	3
01:00	1	0	0	0	0	0	0	0	0	0	0	0	0	1
02:00	0	0	0	0	0	0	0	0	0	0	0	0	0	0
03:00	0	0	0	0	0	0	0	0	0	0	0	0	0	0
04:00	0	1	1	1	0	0	0	0	0	0	0	0	0	3
05:00	0	2	1	0	0	0	0	0	0	0	0	0	0	3
06:00	0	3	3	1	0	0	0	0	0	0	0	0	0	7
07:00	0	14	6	0	0	0	0	0	0	0	0	0	0	20
08:00	3	10	4	2	0	0	0	0	0	0	0	0	0	19
09:00	4	7	2	0	0	0	0	0	0	0	0	0	0	13
10:00	3	5	5	0	0	0	0	0	0	0	0	0	0	13
11:00	1	6	7	0	0	0	0	0	0	0	0	0	0	14
12:00 PM	7	6	6	0	0	0	0	0	0	0	0	0	0	19
13:00	1	8	9	1	0	0	0	0	0	0	0	0	0	19
14:00	4	11	13	1	0	0	0	0	0	0	0	0	0	29
15:00	13	21	11	0	1	0	0	0	0	0	0	0	0	46
16:00	2	9	6	0	0	0	0	0	0	0	0	0	0	17
17:00	3	7	6	1	0	0	0	0	0	0	0	0	0	17
18:00	0	6	4	2	0	0	0	0	0	0	0	0	0	12
19:00	0	5	3	2	0	0	0	0	0	0	0	0	0	10
20:00	0	1	4	0	0	0	0	0	0	0	0	0	0	5
21:00	0	2	3	0	0	0	0	0	0	0	0	0	0	5
22:00	0	1	1	0	0	0	0	0	0	0	0	0	0	2
23:00	0	0	0	0	0	0	0	0	0	0	0	0	0	0
Totals	42	127	95	12	1									277
% of Totals	15%	46%	34%	4%	0%									100%

AM Volumes	12	50	29	5	0	0	0	0	0	0	0	0	0	96
% AM	4%	18%	10%	2%										35%
AM Peak Hour	09:00	07:00	11:00	08:00										07:00
Volume	4	14	7	2										20
PM Volumes	30	77	66	7	1	0	0	0	0	0	0	0	0	181
% PM	11%	28%	24%	3%	0%									65%
PM Peak Hour	15:00	15:00	14:00	18:00	15:00									15:00
Volume	13	21	13	2	1									46

Directional Peak Periods	AM 7-9			NOON 12-2			PM 4-6			Off Peak Volumes		
All Speeds	Volume		%	Volume		%	Volume		%	Volume		%
	39	↔	14%	38	↔	14%	34	↔	12%	166	↔	60%

Street Name	Direction	Percentiles					
		15th	50th	Average	85th	95th	ADT
S Keystone St	North Bound	12	17	17	21	24	374
S Keystone St	South Bound	15	19	19	23	25	277

Prepared by National Data & Surveying Services

SPEED

S Keystone St Bet. W Oak St & W Alameda Ave

Day: Wednesday
Date: 1/19/2022

City: Burbank
Project #: CA22_020022_006

Summary

Time	< 15	15 - 19	20 - 24	25 - 29	30 - 34	35 - 39	40 - 44	45 - 49	50 - 54	55 - 59	60 - 64	65 - 69	70 +	Total
00:00 AM	0	3	1	1	0	0	0	0	0	0	0	0	0	5
01:00	1	1	0	0	0	0	0	0	0	0	0	0	0	2
02:00	1	0	0	0	0	0	0	0	0	0	0	0	0	1
03:00	0	0	0	0	0	0	0	0	0	0	0	0	0	0
04:00	0	1	1	1	0	0	0	0	0	0	0	0	0	3
05:00	0	3	1	0	0	0	0	0	0	0	0	0	0	4
06:00	3	5	7	1	0	0	0	0	0	0	0	0	0	16
07:00	4	26	7	1	0	0	0	0	0	0	0	0	0	38
08:00	6	25	8	3	0	0	0	0	0	0	0	0	0	42
09:00	8	12	3	0	0	0	0	0	0	0	0	0	0	23
10:00	8	16	5	0	0	0	0	0	0	0	0	0	0	29
11:00	8	29	11	1	0	0	0	0	0	0	0	0	0	49
12:00 PM	17	30	12	0	0	0	0	0	0	0	0	0	0	59
13:00	8	22	12	1	0	0	0	0	0	0	0	0	0	43
14:00	8	36	19	2	0	0	0	0	0	0	0	0	0	65
15:00	23	43	21	3	1	0	0	0	0	0	0	0	0	91
16:00	9	25	7	1	0	0	0	0	0	0	0	0	0	42
17:00	10	27	12	1	0	0	0	0	0	0	0	0	0	50
18:00	8	24	6	2	0	0	0	0	0	0	0	0	0	40
19:00	0	12	5	3	0	0	0	0	0	0	0	0	0	20
20:00	0	7	5	0	0	0	0	0	0	0	0	0	0	12
21:00	0	7	3	0	0	0	0	0	0	0	0	0	0	10
22:00	1	4	1	1	0	0	0	0	0	0	0	0	0	7
23:00	0	0	0	0	0	0	0	0	0	0	0	0	0	0
Totals	123	358	147	22	1									651
% of Totals	19%	55%	23%	3%	0%									100%

AM Volumes	39	121	44	8	0	0	0	0	0	0	0	0	0	212
% AM	6%	19%	7%	1%										33%
AM Peak Hour	09:00	11:00	11:00	08:00										11:00
Volume	8	29	11	3										49
PM Volumes	84	237	103	14	1	0	0	0	0	0	0	0	0	439
% PM	13%	36%	16%	2%	0%									67%
PM Peak Hour	15:00	15:00	15:00	15:00	15:00									15:00
Volume	23	43	21	3	1									91

Directional Peak Periods	AM 7-9			NOON 12-2			PM 4-6			Off Peak Volumes		
All Speeds	Volume		%	Volume		%	Volume		%	Volume		%
	80	↔	12%	102	↔	16%	92	↔	14%	377	↔	58%

Street Name	Direction	Percentiles					
		15th	50th	Average	85th	95th	ADT
S Keystone St	Summary	13	18	18	22	25	651

Prepared by NDS/ATD

Prepared by National Data & Surveying Services

VOLUME

S Keystone St Bet. W Oak St & W Alameda Ave

Day: Wednesday
Date: 1/19/2022

City: Burbank
Project #: CA22_020022_006

DAILY TOTALS	NB	SB	EB	WB	Total
	374	277	0	0	651

AM Period	NB		SB		EB	WB	TOTAL		PM Period	NB		SB		EB	WB	TOTAL	
00:00	0		0		0	0			12:00	7		4		0	0	11	
00:15	0		0		0	0			12:15	7		3		0	0	10	
00:30	0		2		0	0	2		12:30	15		6		0	0	21	
00:45	2	2	1	3	0	0	3	5	12:45	11	40	6	19	0	0	17	59
01:00	0		0		0	0			13:00	11		4		0	0	15	
01:15	1		0		0	0	1		13:15	6		2		0	0	8	
01:30	0		1		0	0	1		13:30	2		6		0	0	8	
01:45	0	1	0	1	0	0		2	13:45	5	24	7	19	0	0	12	43
02:00	0		0		0	0			14:00	11		2		0	0	13	
02:15	0		0		0	0			14:15	5		7		0	0	12	
02:30	1		0		0	0	1		14:30	14		8		0	0	22	
02:45	0	1	0		0	0		1	14:45	6	36	12	29	0	0	18	65
03:00	0		0		0	0			15:00	11		16		0	0	27	
03:15	0		0		0	0			15:15	17		15		0	0	32	
03:30	0		0		0	0			15:30	11		8		0	0	19	
03:45	0		0		0	0			15:45	6	45	7	46	0	0	13	91
04:00	0		0		0	0			16:00	7		6		0	0	13	
04:15	0		0		0	0			16:15	6		1		0	0	7	
04:30	0		2		0	0	2		16:30	8		3		0	0	11	
04:45	0		1	3	0	0	1	3	16:45	4	25	7	17	0	0	11	42
05:00	0		1		0	0	1		17:00	8		2		0	0	10	
05:15	0		0		0	0			17:15	8		5		0	0	13	
05:30	1		1		0	0	2		17:30	9		9		0	0	18	
05:45	0	1	1	3	0	0	1	4	17:45	8	33	1	17	0	0	9	50
06:00	1		0		0	0	1		18:00	7		2		0	0	9	
06:15	2		2		0	0	4		18:15	9		4		0	0	13	
06:30	2		3		0	0	5		18:30	7		1		0	0	8	
06:45	4	9	2	7	0	0	6	16	18:45	5	28	5	12	0	0	10	40
07:00	1		3		0	0	4		19:00	3		5		0	0	8	
07:15	1		4		0	0	5		19:15	1		0		0	0	1	
07:30	10		6		0	0	16		19:30	3		4		0	0	7	
07:45	6	18	7	20	0	0	13	38	19:45	3	10	1	10	0	0	4	20
08:00	6		9		0	0	15		20:00	0		1		0	0	1	
08:15	6		3		0	0	9		20:15	3		2		0	0	5	
08:30	5		5		0	0	10		20:30	1		2		0	0	3	
08:45	6	23	2	19	0	0	8	42	20:45	3	7	0	5	0	0	3	12
09:00	1		2		0	0	3		21:00	5		2		0	0	7	
09:15	0		0		0	0			21:15	0		2		0	0	2	
09:30	4		7		0	0	11		21:30	0		1		0	0	1	
09:45	5	10	4	13	0	0	9	23	21:45	0	5	0	5	0	0		10
10:00	4		4		0	0	8		22:00	3		0		0	0	3	
10:15	4		3		0	0	7		22:15	2		1		0	0	3	
10:30	5		2		0	0	7		22:30	0		1		0	0	1	
10:45	3	16	4	13	0	0	7	29	22:45	0	5	0	2	0	0		7
11:00	14		6		0	0	20		23:00	0		0		0	0		
11:15	6		3		0	0	9		23:15	0		0		0	0		
11:30	4		3		0	0	7		23:30	0		0		0	0		
11:45	11	35	2	14	0	0	13	49	23:45	0		0		0	0		
TOTALS		116		96				212	TOTALS		258		181				439
SPLIT %		54.7%		45.3%				32.6%	SPLIT %		58.8%		41.2%				67.4%

DAILY TOTALS	NB	SB	EB	WB	Total
	374	277	0	0	651

AM Peak Hour	11:45	07:15			11:45	PM Peak Hour	14:30	14:30			14:30
AM Pk Volume	40	26			55	PM Pk Volume	48	51			99
Pk Hr Factor	0.667	0.722			0.655	Pk Hr Factor	0.706	0.797			0.773
7 - 9 Volume	41	39	0	0	80	4 - 6 Volume	58	34	0	0	92
7 - 9 Peak Hour	07:30	07:15			07:30	4 - 6 Peak Hour	17:00	16:45			16:45
7 - 9 Pk Volume	28	26	0	0	53	4 - 6 Pk Volume	33	23	0	0	52
Pk Hr Factor	0.700	0.722	0.000	0.000	0.828	Pk Hr Factor	0.917	0.639	0.000	0.000	0.722

Prepared by NDS/ATD

Project #: CA22_020022_006 **City:** Burbank

Location: S Keystone St Bet. W Oak St & W Alameda **Date:** 1/19/2022

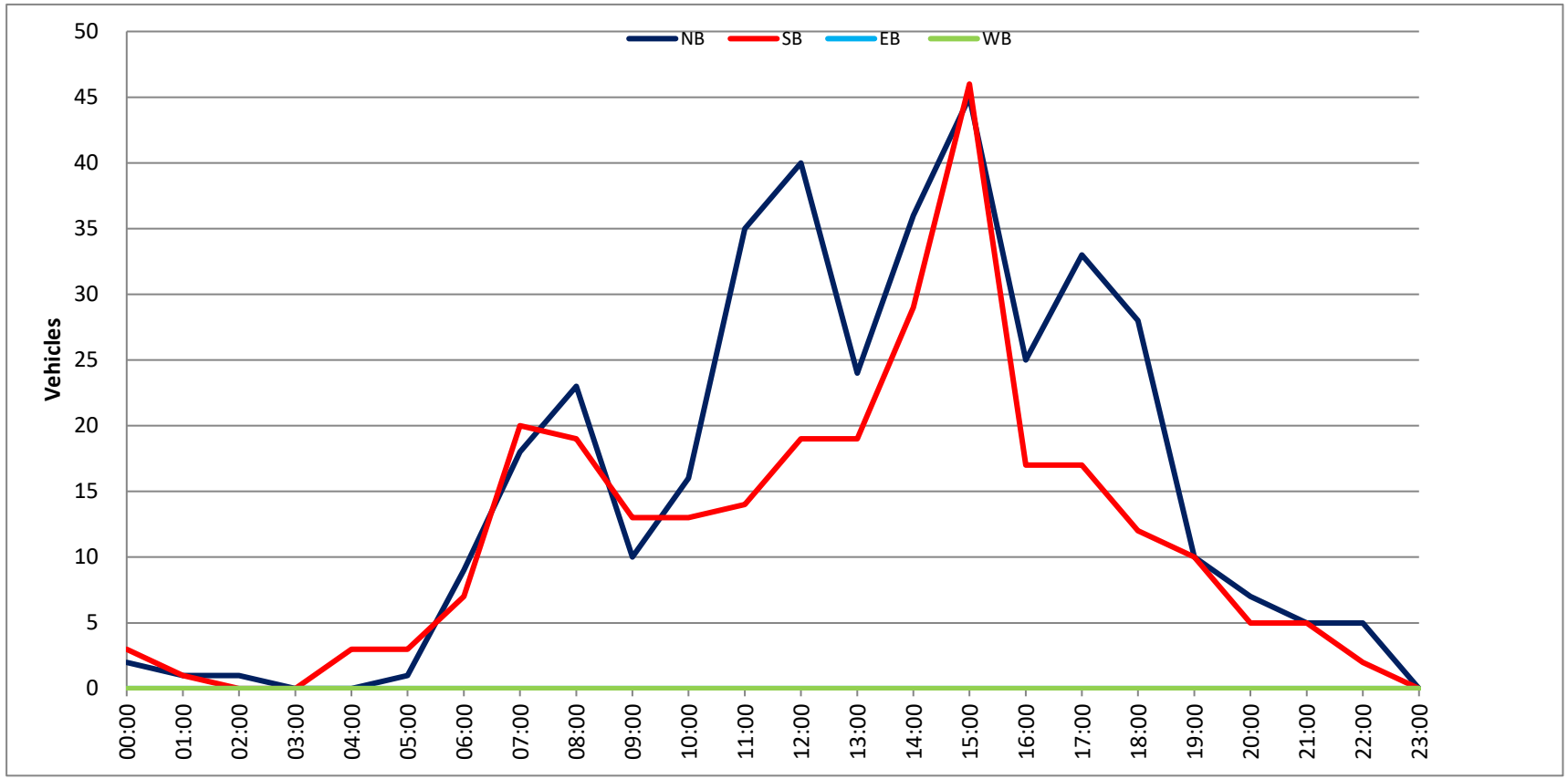

Prepared by National Data & Surveying Services

SPEED

S Keystone St Bet. W Oak St & W Alameda Ave

Day: Thursday
Date: 1/20/2022

City: Burbank
Project #: CA22_020022_006n

North Bound

Time	< 15	15 - 19	20 - 24	25 - 29	30 - 34	35 - 39	40 - 44	45 - 49	50 - 54	55 - 59	60 - 64	65 - 69	70 +	Total
00:00 AM	0	0	0	0	0	0	0	0	0	0	0	0	0	0
00:15	0	0	0	0	0	0	0	0	0	0	0	0	0	0
00:30	0	0	0	0	0	0	0	0	0	0	0	0	0	0
00:45	1	1	0	0	0	0	0	0	0	0	0	0	0	2
01:00	0	0	1	0	0	0	0	0	0	0	0	0	0	1
01:15	0	0	0	0	0	0	0	0	0	0	0	0	0	0
01:30	0	0	0	0	0	0	0	0	0	0	0	0	0	0
01:45	0	0	0	0	0	0	0	0	0	0	0	0	0	0
02:00	0	0	0	0	0	0	0	0	0	0	0	0	0	0
02:15	0	0	0	0	0	0	0	0	0	0	0	0	0	0
02:30	0	0	0	0	0	0	0	0	0	0	0	0	0	0
02:45	0	0	0	0	0	0	0	0	0	0	0	0	0	0
03:00	0	0	0	0	0	0	0	0	0	0	0	0	0	0
03:15	0	0	0	0	0	0	0	0	0	0	0	0	0	0
03:30	0	0	0	0	0	0	0	0	0	0	0	0	0	0
03:45	0	0	0	0	0	0	0	0	0	0	0	0	0	0
04:00	0	0	0	0	0	0	0	0	0	0	0	0	0	0
04:15	0	0	0	0	0	0	0	0	0	0	0	0	0	0
04:30	0	0	0	0	0	0	0	0	0	0	0	0	0	0
04:45	1	0	0	0	0	0	0	0	0	0	0	0	0	1
05:00	0	0	0	0	0	0	0	0	0	0	0	0	0	0
05:15	0	0	1	0	0	0	0	0	0	0	0	0	0	1
05:30	0	0	0	0	0	0	0	0	0	0	0	0	0	0
05:45	0	0	0	0	0	0	0	0	0	0	0	0	0	0
06:00	2	0	0	0	0	0	0	0	0	0	0	0	0	2
06:15	1	1	0	0	0	0	0	0	0	0	0	0	0	2
06:30	0	1	1	0	0	0	0	0	0	0	0	0	0	2
06:45	0	1	0	0	0	0	0	0	0	0	0	0	0	1
07:00	1	0	0	0	0	0	0	0	0	0	0	0	0	1
07:15	0	5	0	1	0	0	0	0	0	0	0	0	0	6
07:30	1	10	1	0	0	0	0	0	0	0	0	0	0	12
07:45	6	4	0	2	0	0	0	0	0	0	0	0	0	12
08:00	0	4	2	0	0	0	0	0	0	0	0	0	0	6
08:15	3	2	0	0	0	0	0	0	0	0	0	0	0	5
08:30	3	4	2	0	0	0	0	0	0	0	0	0	0	9
08:45	3	2	1	0	0	0	0	0	0	0	0	0	0	6
09:00	1	2	3	0	0	0	0	0	0	0	0	0	0	6
09:15	2	6	1	0	0	0	0	0	0	0	0	0	0	9
09:30	1	2	0	0	0	0	0	0	0	0	0	0	0	3
09:45	4	7	1	0	0	0	0	0	0	0	0	0	0	12
10:00	0	7	0	1	0	0	0	0	0	0	0	0	0	8
10:15	1	2	0	0	0	0	0	0	0	0	0	0	0	3
10:30	2	4	0	0	0	0	0	0	0	0	0	0	0	6
10:45	0	4	1	0	0	0	0	0	0	0	0	0	0	5
11:00	6	6	2	1	0	0	0	0	0	0	0	0	0	15
11:15	1	4	1	0	0	0	0	0	0	0	0	0	0	6
11:30	2	2	0	0	0	0	0	0	0	0	0	0	0	4
11:45	0	5	3	0	0	0	0	0	0	0	0	0	0	8
12:00 PM	1	7	2	0	0	0	0	0	0	0	0	0	0	10
12:15	4	4	1	0	1	0	0	0	0	0	0	0	0	10
12:30	2	2	1	0	0	0	0	0	0	0	0	0	0	5
12:45	1	6	1	0	0	0	0	0	0	0	0	0	0	8
13:00	1	6	2	0	0	0	0	0	0	0	0	0	0	9
13:15	2	6	2	0	0	0	0	0	0	0	0	0	0	10
13:30	0	4	3	0	0	0	0	0	0	0	0	0	0	7
13:45	1	5	1	0	0	0	0	0	0	0	0	0	0	7
14:00	3	8	1	0	0	0	0	0	0	0	0	0	0	12
14:15	3	6	1	0	0	0	0	0	0	0	0	0	0	10
14:30	0	10	2	0	0	0	0	0	0	0	0	0	0	12
14:45	0	5	1	0	0	0	0	0	0	0	0	0	0	6
15:00	3	7	2	0	0	0	0	0	0	0	0	0	0	12
15:15	0	0	0	0	0	0	0	0	0	0	0	0	0	0
15:30	2	3	1	0	0	0	0	0	0	0	0	0	0	6
15:45	1	2	0	0	0	0	0	0	0	0	0	0	0	3
16:00	0	3	0	0	0	0	0	0	0	0	0	0	0	3
16:15	0	6	1	1	0	0	0	0	0	0	0	0	0	8
16:30	1	2	2	1	0	0	0	0	0	0	0	0	0	6
16:45	0	5	1	0	0	0	0	0	0	0	0	0	0	6
17:00	0	6	1	0	0	0	0	0	0	0	0	0	0	7
17:15	1	4	0	0	0	0	0	0	0	0	0	0	0	5
17:30	2	4	5	0	0	0	0	0	0	0	0	0	0	11
17:45	0	4	0	0	0	0	0	0	0	0	0	0	0	4
18:00	0	5	0	0	0	0	0	0	0	0	0	0	0	5
18:15	1	3	1	0	0	0	0	0	0	0	0	0	0	5
18:30	3	2	0	0	0	0	0	0	0	0	0	0	0	5
18:45	3	1	0	0	0	0	0	0	0	0	0	0	0	4
19:00	2	3	0	0	0	0	0	0	0	0	0	0	0	5
19:15	0	4	1	0	0	0	0	0	0	0	0	0	0	5
19:30	1	1	2	0	0	0	0	0	0	0	0	0	0	4
19:45	2	1	0	0	0	0	0	0	0	0	0	0	0	3
20:00	1	4	0	0	0	0	0	0	0	0	0	0	0	5
20:15	1	0	0	0	0	0	0	0	0	0	0	0	0	1
20:30	0	2	1	0	0	0	0	0	0	0	0	0	0	3
20:45	0	1	0	0	0	0	0	0	0	0	0	0	0	1
21:00	0	1	1	0	0	0	0	0	0	0	0	0	0	2
21:15	0	1	0	0	0	0	0	0	0	0	0	0	0	1
21:30	0	0	0	1	0	0	0	0	0	0	0	0	0	1
21:45	0	1	0	0	0	0	0	0	0	0	0	0	0	1
22:00	0	0	0	0	0	0	0	0	0	0	0	0	0	0
22:15	1	0	0	0	0	0	0	0	0	0	0	0	0	1
22:30	0	0	0	0	0	0	0	0	0	0	0	0	0	0
22:45	0	0	0	0	0	0	0	0	0	0	0	0	0	0
23:00	0	1	1	0	0	0	0	0	0	0	0	0	0	2
23:15	0	0	0	0	0	0	0	0	0	0	0	0	0	0
23:30	0	0	0	0	0	0	0	0	0	0	0	0	0	0
23:45	0	1	0	0	0	0	0	0	0	0	0	0	0	1
Totals	85	233	59	8	1									386
% of Totals	22%	60%	15%	2%	0%									100%

AM Volumes	42	86	21	5	0	0	0	0	0	0	0	0	0	154
% AM	11%	22%	5%	1%										40%
AM Peak Hour	07:45	07:15	08:30	07:00	11:30									07:15
Volume	12	23	7	3	1									36
PM Volumes	43	147	38	3	1	0	0	0	0	0	0	0	0	232
% PM	11%	38%	10%	1%	0%									60%
PM Peak Hour	18:15	13:45	12:45	15:45	12:00									13:45
Volume	9	29	8	2	1									41

Directional Peak Periods	AM 7-9			NOON 12-2			PM 4-6			Off Peak Volumes		
All Classes	Volume	⟷	%	Volume	⟷	%	Volume	⟷	%	Volume	⟷	%
	57		15%	66		17%	50		13%	213		55%

Street Name	Direction	Percentiles					
		15th	50th	Average	85th	95th	ADT
S Keystone St	North Bound	12	17	17	21	24	386
S Keystone St	South Bound	15	19	19	24	26	308

Prepared by National Data & Surveying Services

SPEED

S Keystone St Bet. W Oak St & W Alameda Ave

Day: Thursday
Date: 1/20/2022

City: Burbank
Project #: CA22_020022_006s

South Bound

Time	< 15	15 - 19	20 - 24	25 - 29	30 - 34	35 - 39	40 - 44	45 - 49	50 - 54	55 - 59	60 - 64	65 - 69	70 +	Total
00:00 AM	0	0	0	0	0	0	0	0	0	0	0	0	0	0
00:15	0	0	0	0	0	0	0	0	0	0	0	0	0	0
00:30	0	0	0	0	0	0	0	0	0	0	0	0	0	0
00:45	0	0	0	0	0	0	0	0	0	0	0	0	0	0
01:00	0	0	0	0	0	0	0	0	0	0	0	0	0	0
01:15	0	0	0	0	0	0	0	0	0	0	0	0	0	0
01:30	0	0	0	0	0	0	0	0	0	0	0	0	0	0
01:45	1	0	0	0	0	0	0	0	0	0	0	0	0	1
02:00	0	0	0	0	0	0	0	0	0	0	0	0	0	0
02:15	0	0	0	0	0	0	0	0	0	0	0	0	0	0
02:30	0	0	0	0	0	0	0	0	0	0	0	0	0	0
02:45	0	0	0	0	0	0	0	0	0	0	0	0	0	0
03:00	0	0	0	0	0	0	0	0	0	0	0	0	0	0
03:15	0	0	0	0	0	0	0	0	0	0	0	0	0	0
03:30	0	0	0	0	0	0	0	0	0	0	0	0	0	0
03:45	0	0	1	0	0	0	0	0	0	0	0	0	0	1
04:00	0	0	0	0	0	0	0	0	0	0	0	0	0	0
04:15	0	1	0	0	0	0	0	0	0	0	0	0	0	1
04:30	0	1	1	0	0	0	0	0	0	0	0	0	0	2
04:45	0	1	1	0	0	0	0	0	0	0	0	0	0	2
05:00	0	0	0	0	0	0	0	0	0	0	0	0	0	0
05:15	0	0	0	0	0	0	0	0	0	0	0	0	0	0
05:30	0	0	0	0	0	0	0	0	0	0	0	0	0	0
05:45	0	0	1	0	0	0	0	0	0	0	0	0	0	1
06:00	0	0	1	0	0	0	0	0	0	0	0	0	0	1
06:15	0	1	0	1	0	0	0	0	0	0	0	0	0	2
06:30	0	3	0	0	0	0	0	0	0	0	0	0	0	3
06:45	0	1	0	0	0	0	0	0	0	0	0	0	0	1
07:00	0	3	0	0	0	0	0	0	0	0	0	0	0	3
07:15	1	2	2	0	0	0	0	0	0	0	0	0	0	5
07:30	3	4	2	0	0	0	0	0	0	0	0	0	0	9
07:45	3	9	5	0	0	0	0	0	0	0	0	0	0	17
08:00	2	3	3	0	0	0	0	0	0	0	0	0	0	8
08:15	1	2	3	0	0	0	0	0	0	0	0	0	0	6
08:30	0	2	2	1	0	0	0	0	0	0	0	0	0	5
08:45	1	2	0	2	0	0	0	0	0	0	0	0	0	5
09:00	0	3	3	2	0	0	0	0	0	0	0	0	0	8
09:15	3	2	0	0	0	0	0	0	0	0	0	0	0	5
09:30	0	1	0	1	0	0	0	0	0	0	0	0	0	2
09:45	2	3	1	0	0	0	0	0	0	0	0	0	0	6
10:00	1	1	3	0	0	0	0	0	0	0	0	0	0	5
10:15	1	3	4	0	0	0	0	0	0	0	0	0	0	8
10:30	1	0	1	0	0	0	0	0	0	0	0	0	0	2
10:45	0	1	3	0	0	0	0	0	0	0	0	0	0	4
11:00	1	2	1	0	0	0	0	0	0	0	0	0	0	4
11:15	0	2	0	0	0	0	0	0	0	0	0	0	0	2
11:30	0	2	1	0	0	0	0	0	0	0	0	0	0	3
11:45	2	2	3	0	0	0	0	0	0	0	0	0	0	7
12:00 PM	1	0	0	0	0	0	0	0	0	0	0	0	0	1
12:15	0	2	1	1	0	0	0	0	0	0	0	0	0	4
12:30	0	1	3	0	0	0	0	0	0	0	0	0	0	4
12:45	0	2	1	2	0	0	0	0	0	0	0	0	0	5
13:00	0	2	0	0	1	0	0	0	0	0	0	0	0	3
13:15	0	1	2	0	0	0	0	0	0	0	0	0	0	3
13:30	0	1	1	0	0	0	0	0	0	0	0	0	0	2
13:45	1	1	4	0	0	0	0	0	0	0	0	0	0	6
14:00	2	4	2	0	0	0	0	0	0	0	0	0	0	8
14:15	3	2	4	0	0	0	0	0	0	0	0	0	0	9
14:30	3	2	1	1	0	0	0	0	0	0	0	0	0	7
14:45	2	8	3	2	0	0	0	0	0	0	0	0	0	15
15:00	1	6	3	0	0	0	0	0	0	0	0	0	0	10
15:15	2	5	3	1	0	0	0	0	0	0	0	0	0	11
15:30	0	3	5	0	0	0	0	0	0	0	0	0	0	8
15:45	0	4	1	0	0	0	0	0	0	0	0	0	0	5
16:00	1	3	3	1	0	0	0	0	0	0	0	0	0	8
16:15	0	3	2	0	0	0	0	0	0	0	0	0	0	5
16:30	1	6	1	0	0	0	0	0	0	0	0	0	0	8
16:45	1	1	1	0	0	0	0	0	0	0	0	0	0	3
17:00	0	2	1	0	0	0	0	0	0	0	0	0	0	3
17:15	1	0	2	1	0	0	0	0	0	0	0	0	0	4
17:30	1	1	2	0	0	0	0	0	0	0	0	0	0	4
17:45	0	1	1	0	1	0	0	0	0	0	0	0	0	3
18:00	0	1	2	0	0	0	0	0	0	0	0	0	0	3
18:15	1	2	0	0	0	0	0	0	0	0	0	0	0	3
18:30	0	3	4	0	0	0	0	0	0	0	0	0	0	7
18:45	0	2	1	0	0	0	0	0	0	0	0	0	0	3
19:00	0	2	0	0	0	0	0	0	0	0	0	0	0	2
19:15	0	1	1	0	0	0	0	0	0	0	0	0	0	2
19:30	1	1	2	0	0	0	0	0	0	0	0	0	0	4
19:45	1	0	1	0	0	0	0	0	0	0	0	0	0	2
20:00	0	0	1	0	0	0	0	0	0	0	0	0	0	1
20:15	0	0	1	1	0	0	0	0	0	0	0	0	0	2
20:30	1	3	0	0	0	0	0	0	0	0	0	0	0	4
20:45	0	1	0	0	0	0	0	0	0	0	0	0	0	1
21:00	0	0	0	1	0	0	0	0	0	0	0	0	0	1
21:15	0	0	1	0	0	0	0	0	0	0	0	0	0	1
21:30	0	0	1	0	0	0	0	0	0	0	0	0	0	1
21:45	0	0	1	0	0	0	0	0	0	0	0	0	0	1
22:00	0	0	0	1	0	0	0	0	0	0	0	0	0	1
22:15	0	0	0	0	0	0	0	0	0	0	0	0	0	0
22:30	0	0	1	0	0	0	0	0	0	0	0	0	0	1
22:45	0	0	0	0	0	0	0	0	0	0	0	0	0	0
23:00	0	0	0	0	0	0	0	0	0	0	0	0	0	0
23:15	0	0	0	0	0	0	0	0	0	0	0	0	0	0
23:30	0	0	0	0	0	0	0	0	0	0	0	0	0	0
23:45	0	0	0	0	0	0	0	0	0	0	0	0	0	0
Totals	47	134	106	19	2									308
% of Totals	15%	44%	34%	6%	1%									100%

AM Volumes	23	57	42	7	0	0	0	0	0	0	0	0	0	129
% AM	7%	19%	14%	2%										42%
AM Peak Hour	07:15	07:00	07:30	08:15										07:30
Volume	9	18	13	5										40
PM Volumes	24	77	64	12	2	0	0	0	0	0	0	0	0	179
% PM	8%	25%	21%	4%	1%									58%
PM Peak Hour	14:00	14:45	14:45	14:30	12:15									14:45
Volume	10	22	14	4	1									44

Directional Peak Periods	AM 7-9			NOON 12-2			PM 4-6			Off Peak Volumes		
All Classes	Volume	⟷	%	Volume	⟷	%	Volume	⟷	%	Volume	⟷	%
	58	⟷	19%	28	⟷	9%	38	⟷	12%	184	⟷	60%

Street Name	Direction	Percentiles					
		15th	50th	Average	85th	95th	ADT
S Keystone St	North Bound	12	17	17	21	24	386
S Keystone St	South Bound	15	19	19	24	26	308

Prepared by National Data & Surveying Services

SPEED

S Keystone St Bet. W Oak St & W Alameda Ave

Day: Thursday
Date: 1/20/2022

City: Burbank
Project #: CA22_020022_006

Summary

Time	< 15	15 - 19	20 - 24	25 - 29	30 - 34	35 - 39	40 - 44	45 - 49	50 - 54	55 - 59	60 - 64	65 - 69	70 +	Total
00:00 AM	0	0	0	0	0	0	0	0	0	0	0	0	0	0
00:15	0	0	0	0	0	0	0	0	0	0	0	0	0	0
00:30	0	0	0	0	0	0	0	0	0	0	0	0	0	0
00:45	1	1	0	0	0	0	0	0	0	0	0	0	0	2
01:00	0	0	1	0	0	0	0	0	0	0	0	0	0	1
01:15	0	0	0	0	0	0	0	0	0	0	0	0	0	0
01:30	0	0	0	0	0	0	0	0	0	0	0	0	0	0
01:45	1	0	0	0	0	0	0	0	0	0	0	0	0	1
02:00	0	0	0	0	0	0	0	0	0	0	0	0	0	0
02:15	0	0	0	0	0	0	0	0	0	0	0	0	0	0
02:30	0	0	0	0	0	0	0	0	0	0	0	0	0	0
02:45	0	0	0	0	0	0	0	0	0	0	0	0	0	0
03:00	0	0	0	0	0	0	0	0	0	0	0	0	0	0
03:15	0	0	0	0	0	0	0	0	0	0	0	0	0	0
03:30	0	0	0	0	0	0	0	0	0	0	0	0	0	0
03:45	0	0	1	0	0	0	0	0	0	0	0	0	0	1
04:00	0	0	0	0	0	0	0	0	0	0	0	0	0	0
04:15	0	1	0	0	0	0	0	0	0	0	0	0	0	1
04:30	0	1	1	0	0	0	0	0	0	0	0	0	0	2
04:45	1	1	1	0	0	0	0	0	0	0	0	0	0	3
05:00	0	0	0	0	0	0	0	0	0	0	0	0	0	0
05:15	0	0	1	0	0	0	0	0	0	0	0	0	0	1
05:30	0	0	0	0	0	0	0	0	0	0	0	0	0	0
05:45	0	0	1	0	0	0	0	0	0	0	0	0	0	1
06:00	2	0	1	0	0	0	0	0	0	0	0	0	0	3
06:15	1	2	0	1	0	0	0	0	0	0	0	0	0	4
06:30	0	4	1	0	0	0	0	0	0	0	0	0	0	5
06:45	0	2	0	0	0	0	0	0	0	0	0	0	0	2
07:00	1	3	0	0	0	0	0	0	0	0	0	0	0	4
07:15	1	7	2	1	0	0	0	0	0	0	0	0	0	11
07:30	4	14	3	0	0	0	0	0	0	0	0	0	0	21
07:45	9	13	5	2	0	0	0	0	0	0	0	0	0	29
08:00	2	7	5	0	0	0	0	0	0	0	0	0	0	14
08:15	4	4	3	0	0	0	0	0	0	0	0	0	0	11
08:30	3	6	4	1	0	0	0	0	0	0	0	0	0	14
08:45	4	4	1	2	0	0	0	0	0	0	0	0	0	11
09:00	1	5	6	2	0	0	0	0	0	0	0	0	0	14
09:15	5	8	1	0	0	0	0	0	0	0	0	0	0	14
09:30	1	3	0	1	0	0	0	0	0	0	0	0	0	5
09:45	6	10	2	0	0	0	0	0	0	0	0	0	0	18
10:00	1	8	3	1	0	0	0	0	0	0	0	0	0	13
10:15	2	5	4	0	0	0	0	0	0	0	0	0	0	11
10:30	3	4	1	0	0	0	0	0	0	0	0	0	0	8
10:45	0	5	4	0	0	0	0	0	0	0	0	0	0	9
11:00	7	8	3	1	0	0	0	0	0	0	0	0	0	19
11:15	1	6	1	0	0	0	0	0	0	0	0	0	0	8
11:30	2	4	1	0	0	0	0	0	0	0	0	0	0	7
11:45	2	7	6	0	0	0	0	0	0	0	0	0	0	15
12:00 PM	2	7	2	0	0	0	0	0	0	0	0	0	0	11
12:15	4	6	2	1	1	0	0	0	0	0	0	0	0	14
12:30	2	3	4	0	0	0	0	0	0	0	0	0	0	9
12:45	1	8	2	2	0	0	0	0	0	0	0	0	0	13
13:00	1	8	2	0	1	0	0	0	0	0	0	0	0	12
13:15	2	7	4	0	0	0	0	0	0	0	0	0	0	13
13:30	0	5	4	0	0	0	0	0	0	0	0	0	0	9
13:45	2	6	5	0	0	0	0	0	0	0	0	0	0	13
14:00	5	12	3	0	0	0	0	0	0	0	0	0	0	20
14:15	6	8	5	0	0	0	0	0	0	0	0	0	0	19
14:30	3	12	3	1	0	0	0	0	0	0	0	0	0	19
14:45	2	13	4	2	0	0	0	0	0	0	0	0	0	21
15:00	4	13	5	0	0	0	0	0	0	0	0	0	0	22
15:15	2	5	3	1	0	0	0	0	0	0	0	0	0	11
15:30	2	6	6	0	0	0	0	0	0	0	0	0	0	14
15:45	1	6	1	0	0	0	0	0	0	0	0	0	0	8
16:00	1	6	3	1	0	0	0	0	0	0	0	0	0	11
16:15	0	9	3	1	0	0	0	0	0	0	0	0	0	13
16:30	2	8	3	1	0	0	0	0	0	0	0	0	0	14
16:45	1	6	2	0	0	0	0	0	0	0	0	0	0	9
17:00	0	8	2	0	0	0	0	0	0	0	0	0	0	10
17:15	2	4	2	1	0	0	0	0	0	0	0	0	0	9
17:30	3	5	7	0	0	0	0	0	0	0	0	0	0	15
17:45	0	5	1	0	1	0	0	0	0	0	0	0	0	7
18:00	0	6	2	0	0	0	0	0	0	0	0	0	0	8
18:15	2	5	1	0	0	0	0	0	0	0	0	0	0	8
18:30	3	5	4	0	0	0	0	0	0	0	0	0	0	12
18:45	3	3	1	0	0	0	0	0	0	0	0	0	0	7
19:00	2	5	0	0	0	0	0	0	0	0	0	0	0	7
19:15	0	5	2	0	0	0	0	0	0	0	0	0	0	7
19:30	2	2	4	0	0	0	0	0	0	0	0	0	0	8
19:45	3	1	1	0	0	0	0	0	0	0	0	0	0	5
20:00	1	4	1	0	0	0	0	0	0	0	0	0	0	6
20:15	1	0	1	1	0	0	0	0	0	0	0	0	0	3
20:30	1	5	1	0	0	0	0	0	0	0	0	0	0	7
20:45	0	2	0	0	0	0	0	0	0	0	0	0	0	2
21:00	0	1	1	1	0	0	0	0	0	0	0	0	0	3
21:15	0	1	1	0	0	0	0	0	0	0	0	0	0	2
21:30	0	0	1	1	0	0	0	0	0	0	0	0	0	2
21:45	0	1	1	0	0	0	0	0	0	0	0	0	0	2
22:00	0	0	0	1	0	0	0	0	0	0	0	0	0	1
22:15	1	0	0	0	0	0	0	0	0	0	0	0	0	1
22:30	0	0	1	0	0	0	0	0	0	0	0	0	0	1
22:45	0	0	0	0	0	0	0	0	0	0	0	0	0	0
23:00	0	1	1	0	0	0	0	0	0	0	0	0	0	2
23:15	0	0	0	0	0	0	0	0	0	0	0	0	0	0
23:30	0	0	0	0	0	0	0	0	0	0	0	0	0	0
23:45	0	1	0	0	0	0	0	0	0	0	0	0	0	1
Totals	132	367	165	27	3									694
% of Totals	19%	53%	24%	4%	0%									100%

AM Volumes	65	143	63	12	0	0	0	0	0	0	0	0	0	283
% AM	9%	21%	9%	2%										41%
AM Peak Hour	07:30	07:15	07:45	08:15	11:30									07:15
Volume	19	41	17	5	1									75
PM Volumes	67	224	102	15	3	0	0	0	0	0	0	0	0	411
% PM	10%	32%	15%	2%	0%									59%
PM Peak Hour	13:45	14:15	14:45	14:30	12:15									14:15
Volume	16	46	18	4	2									81

Directional Peak Periods	AM 7-9			NOON 12-2			PM 4-6			Off Peak Volumes		
All Classes	Volume	⟷	%	Volume	⟷	%	Volume	⟷	%	Volume	⟷	%
	115		17%	94		14%	88		13%	397		57%

Street Name	Direction	Percentiles					
		15th	50th	Average	85th	95th	ADT
S Keystone St	Summary	13	18	18	23	25	694

Prepared by National Data & Surveying Services

SPEED

S Keystone St Bet. W Oak St & W Alameda Ave

Day: Thursday
Date: 1/20/2022

City: Burbank
Project #: CA22_020022_006n

North Bound

Time	< 15	15 - 19	20 - 24	25 - 29	30 - 34	35 - 39	40 - 44	45 - 49	50 - 54	55 - 59	60 - 64	65 - 69	70 +	Total
00:00 AM	1	1	0	0	0	0	0	0	0	0	0	0	0	2
01:00	0	0	1	0	0	0	0	0	0	0	0	0	0	1
02:00	0	0	0	0	0	0	0	0	0	0	0	0	0	0
03:00	0	0	0	0	0	0	0	0	0	0	0	0	0	0
04:00	1	0	0	0	0	0	0	0	0	0	0	0	0	1
05:00	0	0	1	0	0	0	0	0	0	0	0	0	0	1
06:00	3	3	1	0	0	0	0	0	0	0	0	0	0	7
07:00	8	19	1	3	0	0	0	0	0	0	0	0	0	31
08:00	9	12	5	0	0	0	0	0	0	0	0	0	0	26
09:00	8	17	5	0	0	0	0	0	0	0	0	0	0	30
10:00	3	17	1	1	0	0	0	0	0	0	0	0	0	22
11:00	9	17	6	1	0	0	0	0	0	0	0	0	0	33
12:00 PM	8	19	5	0	1	0	0	0	0	0	0	0	0	33
13:00	4	21	8	0	0	0	0	0	0	0	0	0	0	33
14:00	6	29	5	0	0	0	0	0	0	0	0	0	0	40
15:00	6	12	3	0	0	0	0	0	0	0	0	0	0	21
16:00	1	16	4	2	0	0	0	0	0	0	0	0	0	23
17:00	3	18	6	0	0	0	0	0	0	0	0	0	0	27
18:00	7	11	1	0	0	0	0	0	0	0	0	0	0	19
19:00	5	9	3	0	0	0	0	0	0	0	0	0	0	17
20:00	2	7	1	0	0	0	0	0	0	0	0	0	0	10
21:00	0	3	1	1	0	0	0	0	0	0	0	0	0	5
22:00	1	0	0	0	0	0	0	0	0	0	0	0	0	1
23:00	0	2	1	0	0	0	0	0	0	0	0	0	0	3
Totals	85	233	59	8	1									386
% of Totals	22%	60%	15%	2%	0%									100%

AM Volumes	42	86	21	5	0	0	0	0	0	0	0	0	0	154
% AM	11%	22%	5%	1%										40%
AM Peak Hour	08:00	07:00	11:00	07:00										11:00
Volume	9	19	6	3										33
PM Volumes	43	147	38	3	1	0	0	0	0	0	0	0	0	232
% PM	11%	38%	10%	1%	0%									60%
PM Peak Hour	12:00	14:00	13:00	16:00	12:00									14:00
Volume	8	29	8	2	1									40

Directional Peak Periods	AM 7-9			NOON 12-2			PM 4-6			Off Peak Volumes		
All Speeds	Volume		%	Volume		%	Volume		%	Volume		%
	57	↔	15%	66	↔	17%	50	↔	13%	213	↔	55%

Street Name	Direction	Percentiles					
		15th	50th	Average	85th	95th	ADT
S Keystone St	North Bound	12	17	17	21	24	386
S Keystone St	South Bound	15	19	19	24	26	308

Prepared by National Data & Surveying Services

SPEED

S Keystone St Bet. W Oak St & W Alameda Ave

Day: Thursday
Date: 1/20/2022

City: Burbank
Project #: CA22_020022_006s

South Bound

Time	< 15	15 - 19	20 - 24	25 - 29	30 - 34	35 - 39	40 - 44	45 - 49	50 - 54	55 - 59	60 - 64	65 - 69	70 +	Total
00:00 AM	0	0	0	0	0	0	0	0	0	0	0	0	0	0
01:00	1	0	0	0	0	0	0	0	0	0	0	0	0	1
02:00	0	0	0	0	0	0	0	0	0	0	0	0	0	0
03:00	0	0	1	0	0	0	0	0	0	0	0	0	0	1
04:00	0	3	2	0	0	0	0	0	0	0	0	0	0	5
05:00	0	0	1	0	0	0	0	0	0	0	0	0	0	1
06:00	0	5	1	1	0	0	0	0	0	0	0	0	0	7
07:00	7	18	9	0	0	0	0	0	0	0	0	0	0	34
08:00	4	9	8	3	0	0	0	0	0	0	0	0	0	24
09:00	5	9	4	3	0	0	0	0	0	0	0	0	0	21
10:00	3	5	11	0	0	0	0	0	0	0	0	0	0	19
11:00	3	8	5	0	0	0	0	0	0	0	0	0	0	16
12:00 PM	1	5	5	3	0	0	0	0	0	0	0	0	0	14
13:00	1	5	7	0	1	0	0	0	0	0	0	0	0	14
14:00	10	16	10	3	0	0	0	0	0	0	0	0	0	39
15:00	3	18	12	1	0	0	0	0	0	0	0	0	0	34
16:00	3	13	7	1	0	0	0	0	0	0	0	0	0	24
17:00	2	4	6	1	1	0	0	0	0	0	0	0	0	14
18:00	1	8	7	0	0	0	0	0	0	0	0	0	0	16
19:00	2	4	4	0	0	0	0	0	0	0	0	0	0	10
20:00	1	4	2	1	0	0	0	0	0	0	0	0	0	8
21:00	0	0	3	1	0	0	0	0	0	0	0	0	0	4
22:00	0	0	1	1	0	0	0	0	0	0	0	0	0	2
23:00	0	0	0	0	0	0	0	0	0	0	0	0	0	0
Totals	47	134	106	19	2									308
% of Totals	15%	44%	34%	6%	1%									100%

AM Volumes	23	57	42	7	0	0	0	0	0	0	0	0	0	129
% AM	7%	19%	14%	2%										42%
AM Peak Hour	07:00	07:00	10:00	08:00										07:00
Volume	7	18	11	3										34
PM Volumes	24	77	64	12	2	0	0	0	0	0	0	0	0	179
% PM	8%	25%	21%	4%	1%									58%
PM Peak Hour	14:00	15:00	15:00	12:00	13:00									14:00
Volume	10	18	12	3	1									39

Directional Peak Periods	AM 7-9			NOON 12-2			PM 4-6			Off Peak Volumes		
All Speeds	Volume		%	Volume		%	Volume		%	Volume		%
	58	↔	19%	28	↔	9%	38	↔	12%	184	↔	60%

Street Name	Direction	Percentiles					
		15th	50th	Average	85th	95th	ADT
S Keystone St	North Bound	12	17	17	21	24	386
S Keystone St	South Bound	15	19	19	24	26	308

Prepared by National Data & Surveying Services

SPEED

S Keystone St Bet. W Oak St & W Alameda Ave

Day: Thursday
Date: 1/20/2022

City: Burbank
Project #: CA22_020022_006

Summary

Time	< 15	15 - 19	20 - 24	25 - 29	30 - 34	35 - 39	40 - 44	45 - 49	50 - 54	55 - 59	60 - 64	65 - 69	70 +	Total
00:00 AM	1	1	0	0	0	0	0	0	0	0	0	0	0	2
01:00	1	0	1	0	0	0	0	0	0	0	0	0	0	2
02:00	0	0	0	0	0	0	0	0	0	0	0	0	0	0
03:00	0	0	1	0	0	0	0	0	0	0	0	0	0	1
04:00	1	3	2	0	0	0	0	0	0	0	0	0	0	6
05:00	0	0	2	0	0	0	0	0	0	0	0	0	0	2
06:00	3	8	2	1	0	0	0	0	0	0	0	0	0	14
07:00	15	37	10	3	0	0	0	0	0	0	0	0	0	65
08:00	13	21	13	3	0	0	0	0	0	0	0	0	0	50
09:00	13	26	9	3	0	0	0	0	0	0	0	0	0	51
10:00	6	22	12	1	0	0	0	0	0	0	0	0	0	41
11:00	12	25	11	1	0	0	0	0	0	0	0	0	0	49
12:00 PM	9	24	10	3	1	0	0	0	0	0	0	0	0	47
13:00	5	26	15	0	1	0	0	0	0	0	0	0	0	47
14:00	16	45	15	3	0	0	0	0	0	0	0	0	0	79
15:00	9	30	15	1	0	0	0	0	0	0	0	0	0	55
16:00	4	29	11	3	0	0	0	0	0	0	0	0	0	47
17:00	5	22	12	1	1	0	0	0	0	0	0	0	0	41
18:00	8	19	8	0	0	0	0	0	0	0	0	0	0	35
19:00	7	13	7	0	0	0	0	0	0	0	0	0	0	27
20:00	3	11	3	1	0	0	0	0	0	0	0	0	0	18
21:00	0	3	4	2	0	0	0	0	0	0	0	0	0	9
22:00	1	0	1	1	0	0	0	0	0	0	0	0	0	3
23:00	0	2	1	0	0	0	0	0	0	0	0	0	0	3
Totals	132	367	165	27	3									694
% of Totals	19%	53%	24%	4%	0%									100%

AM Volumes	65	143	63	12	0	0	0	0	0	0	0	0	0	283
% AM	9%	21%	9%	2%										41%
AM Peak Hour	07:00	07:00	08:00	07:00										07:00
Volume	15	37	13	3										65
PM Volumes	67	224	102	15	3	0	0	0	0	0	0	0	0	411
% PM	10%	32%	15%	2%	0%									59%
PM Peak Hour	14:00	14:00	13:00	12:00	12:00									14:00
Volume	16	45	15	3	1									79

Directional Peak Periods	AM 7-9			NOON 12-2			PM 4-6			Off Peak Volumes		
All Speeds	Volume		%	Volume		%	Volume		%	Volume		%
	115	↔	17%	94	↔	14%	88	↔	13%	397	↔	57%

Street Name	Direction	Percentiles					
		15th	50th	Average	85th	95th	ADT
S Keystone St	Summary	13	18	18	23	25	694

Prepared by NDS/ATD

Prepared by National Data & Surveying Services

VOLUME

S Keystone St Bet. W Oak St & W Alameda Ave

Day: Thursday
Date: 1/20/2022

City: Burbank
Project #: CA22_020022_006

DAILY TOTALS	NB	SB	EB	WB	Total
	386	308	0	0	694

AM Period	NB		SB		EB	WB	TOTAL		PM Period	NB		SB		EB	WB	TOTAL	
00:00	0		0		0	0			12:00	10		1		0	0	11	
00:15	0		0		0	0			12:15	10		4		0	0	14	
00:30	0		0		0	0			12:30	5		4		0	0	9	
00:45	2	2	0		0	0	2	2	12:45	8	33	5	14	0	0	13	47
01:00	1		0		0	0	1		13:00	9		3		0	0	12	
01:15	0		0		0	0			13:15	10		3		0	0	13	
01:30	0		0		0	0			13:30	7		2		0	0	9	
01:45	0	1	1	1	0	0	1	2	13:45	7	33	6	14	0	0	13	47
02:00	0		0		0	0			14:00	12		8		0	0	20	
02:15	0		0		0	0			14:15	10		9		0	0	19	
02:30	0		0		0	0			14:30	12		7		0	0	19	
02:45	0		0		0	0			14:45	6	40	15	39	0	0	21	79
03:00	0		0		0	0			15:00	12		10		0	0	22	
03:15	0		0		0	0			15:15	0		11		0	0	11	
03:30	0		0		0	0			15:30	6		8		0	0	14	
03:45	0		1	1	0	0	1	1	15:45	3	21	5	34	0	0	8	55
04:00	0		0		0	0			16:00	3		8		0	0	11	
04:15	0		1		0	0	1		16:15	8		5		0	0	13	
04:30	0		2		0	0	2		16:30	6		8		0	0	14	
04:45	1	1	2	5	0	0	3	6	16:45	6	23	3	24	0	0	9	47
05:00	0		0		0	0			17:00	7		3		0	0	10	
05:15	1		0		0	0	1		17:15	5		4		0	0	9	
05:30	0		0		0	0			17:30	11		4		0	0	15	
05:45	0	1	1	1	0	0	1	2	17:45	4	27	3	14	0	0	7	41
06:00	2		1		0	0	3		18:00	5		3		0	0	8	
06:15	2		2		0	0	4		18:15	5		3		0	0	8	
06:30	2		3		0	0	5		18:30	5		7		0	0	12	
06:45	1	7	1	7	0	0	2	14	18:45	4	19	3	16	0	0	7	35
07:00	1		3		0	0	4		19:00	5		2		0	0	7	
07:15	6		5		0	0	11		19:15	5		2		0	0	7	
07:30	12		9		0	0	21		19:30	4		4		0	0	8	
07:45	12	31	17	34	0	0	29	65	19:45	3	17	2	10	0	0	5	27
08:00	6		8		0	0	14		20:00	5		1		0	0	6	
08:15	5		6		0	0	11		20:15	1		2		0	0	3	
08:30	9		5		0	0	14		20:30	3		4		0	0	7	
08:45	6	26	5	24	0	0	11	50	20:45	1	10	1	8	0	0	2	18
09:00	6		8		0	0	14		21:00	2		1		0	0	3	
09:15	9		5		0	0	14		21:15	1		1		0	0	2	
09:30	3		2		0	0	5		21:30	1		1		0	0	2	
09:45	12	30	6	21	0	0	18	51	21:45	1	5	1	4	0	0	2	9
10:00	8		5		0	0	13		22:00	0		1		0	0	1	
10:15	3		8		0	0	11		22:15	1		0		0	0	1	
10:30	6		2		0	0	8		22:30	0		1		0	0	1	
10:45	5	22	4	19	0	0	9	41	22:45	0	1	0	2	0	0		3
11:00	15		4		0	0	19		23:00	2		0		0	0	2	
11:15	6		2		0	0	8		23:15	0		0		0	0		
11:30	4		3		0	0	7		23:30	0		0		0	0		
11:45	8	33	7	16	0	0	15	49	23:45	1	3	0		0	0	1	3
TOTALS		154		129				283	TOTALS		232		179				411
SPLIT %		54.4%		45.6%				40.8%	SPLIT %		56.4%		43.6%				59.2%

DAILY TOTALS	NB	SB	EB	WB	Total
	386	308	0	0	694

AM Peak Hour	07:15	07:30			07:15	PM Peak Hour	13:45	14:45			14:15
AM Pk Volume	36	40			75	PM Pk Volume	41	44			81
Pk Hr Factor	0.750	0.588			0.647	Pk Hr Factor	0.854	0.733			0.920
7 - 9 Volume	57	58	0	0	115	4 - 6 Volume	50	38	0	0	88
7 - 9 Peak Hour	07:15	07:30			07:15	4 - 6 Peak Hour	16:45	16:00			16:00
7 - 9 Pk Volume	36	40	0	0	75	4 - 6 Pk Volume	29	24	0	0	47
Pk Hr Factor	0.750	0.588	0.000	0.000	0.647	Pk Hr Factor	0.659	0.750	0.000	0.000	0.839

Prepared by NDS/ATD

Project #: CA22_020022_006 **City:** Burbank

Location: S Keystone St Bet. W Oak St & W Alameda **Date:** 1/20/2022

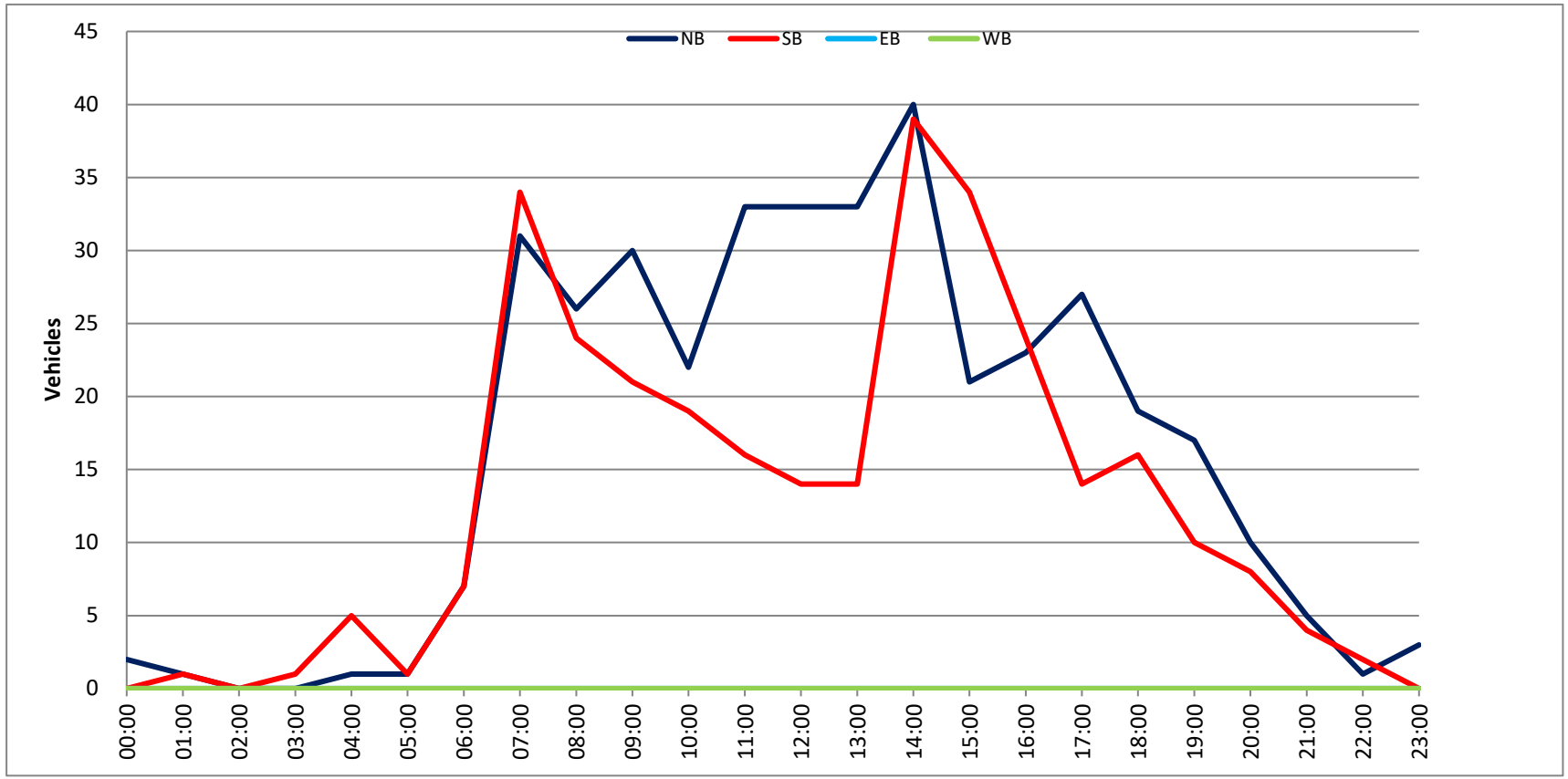

Prepared by National Data & Surveying Services

SPEED

S Lamer St Bet. W Oak St & W Alameda Ave

Day: Tuesday
Date: 1/18/2022

City: Burbank
Project #: CA22_020022_010n

North Bound

Time	< 15	15 - 19	20 - 24	25 - 29	30 - 34	35 - 39	40 - 44	45 - 49	50 - 54	55 - 59	60 - 64	65 - 69	70 +	Total
00:00 AM	0	0	0	0	0	0	0	0	0	0	0	0	0	0
00:15	0	0	0	0	0	0	0	0	0	0	0	0	0	0
00:30	0	0	0	0	0	0	0	0	0	0	0	0	0	0
00:45	0	0	0	0	0	0	0	0	0	0	0	0	0	0
01:00	0	0	0	0	0	0	0	0	0	0	0	0	0	0
01:15	0	0	1	0	0	0	0	0	0	0	0	0	0	1
01:30	0	0	0	0	0	0	0	0	0	0	0	0	0	0
01:45	0	0	0	0	0	0	0	0	0	0	0	0	0	0
02:00	0	0	0	0	0	0	0	0	0	0	0	0	0	0
02:15	0	0	0	0	1	0	0	0	0	0	0	0	0	1
02:30	0	0	0	0	0	0	0	0	0	0	0	0	0	0
02:45	0	0	0	1	0	0	0	0	0	0	0	0	0	1
03:00	0	0	0	0	0	0	0	0	0	0	0	0	0	0
03:15	0	0	0	0	0	0	0	0	0	0	0	0	0	0
03:30	0	0	0	0	0	0	0	0	0	0	0	0	0	0
03:45	0	0	0	0	0	0	0	0	0	0	0	0	0	0
04:00	0	0	0	0	0	0	0	0	0	0	0	0	0	0
04:15	0	0	0	0	0	0	0	0	0	0	0	0	0	0
04:30	0	0	0	0	0	0	0	0	0	0	0	0	0	0
04:45	0	0	0	0	0	0	0	0	0	0	0	0	0	0
05:00	0	0	0	0	0	1	0	0	0	0	0	0	0	1
05:15	0	0	1	0	0	0	0	0	0	0	0	0	0	1
05:30	0	0	0	0	0	0	0	0	0	0	0	0	0	0
05:45	0	0	0	1	0	0	0	0	0	0	0	0	0	1
06:00	0	1	0	0	0	0	0	0	0	0	0	0	0	1
06:15	0	0	0	1	0	0	0	0	0	0	0	0	0	1
06:30	0	0	0	0	1	1	0	1	0	0	0	0	0	3
06:45	0	0	0	1	0	0	0	0	0	0	0	0	0	1
07:00	0	0	1	3	0	0	0	0	0	0	0	0	0	4
07:15	0	0	0	1	1	1	1	0	0	0	0	0	0	4
07:30	1	1	2	0	2	1	0	0	0	0	0	0	0	7
07:45	0	6	4	2	2	0	0	0	0	0	0	0	0	14
08:00	2	1	1	0	1	1	0	0	0	0	0	0	0	6
08:15	2	1	0	0	1	1	0	0	0	0	0	0	0	5
08:30	0	0	0	1	1	2	0	0	0	0	0	0	0	4
08:45	0	1	1	1	0	1	0	0	0	0	0	0	0	4
09:00	0	1	2	1	0	1	0	0	0	0	0	0	0	5
09:15	1	1	0	2	1	2	0	0	0	0	0	0	0	7
09:30	1	3	1	1	2	0	0	0	0	0	0	0	0	8
09:45	0	0	1	2	2	1	0	0	0	0	0	0	0	6
10:00	0	0	2	2	3	0	0	0	0	0	0	0	0	7
10:15	0	3	1	1	2	0	0	0	0	0	0	0	0	7
10:30	1	0	1	2	3	0	0	0	0	0	0	0	0	7
10:45	0	0	4	1	0	0	0	0	0	0	0	0	0	5
11:00	1	1	1	2	4	0	0	0	0	0	0	0	0	9
11:15	0	0	1	0	1	1	0	0	0	0	0	0	0	3
11:30	0	0	0	0	3	0	0	0	0	0	0	0	0	3
11:45	0	1	1	1	1	0	0	0	0	0	0	0	0	4
12:00 PM	0	1	1	1	3	0	0	0	0	0	0	0	0	6
12:15	0	0	3	3	1	0	0	0	0	0	0	0	0	7
12:30	0	0	2	2	1	0	0	0	0	0	0	0	0	5
12:45	0	0	2	2	2	0	0	0	0	0	0	0	0	6
13:00	0	1	2	2	1	0	0	0	0	0	0	0	0	6
13:15	0	0	0	2	0	1	0	0	0	0	0	0	0	3
13:30	2	4	4	1	0	0	0	0	0	0	0	0	0	11
13:45	0	0	2	2	1	1	0	0	0	0	0	0	0	6
14:00	0	0	1	5	2	1	0	0	0	0	0	0	0	9
14:15	2	1	3	1	0	0	0	0	0	0	0	0	0	7
14:30	1	3	5	2	1	0	0	0	0	0	0	0	0	12
14:45	2	2	1	0	1	0	0	0	0	0	0	0	0	6
15:00	1	2	2	0	1	0	0	0	0	0	0	0	0	6
15:15	0	1	1	0	0	0	0	0	0	0	0	0	0	2
15:30	1	5	5	1	0	0	0	0	0	0	0	0	0	12
15:45	2	1	3	0	0	0	0	0	0	0	0	0	0	6
16:00	0	2	7	0	0	0	0	0	0	0	0	0	0	9
16:15	1	2	3	4	2	0	1	0	0	0	0	0	0	13
16:30	1	6	1	1	0	0	0	0	0	0	0	0	0	9
16:45	1	1	4	3	0	0	0	0	0	0	0	0	0	9
17:00	0	3	1	1	1	0	0	0	0	0	0	0	0	6
17:15	1	0	5	2	0	0	0	0	0	0	0	0	0	8
17:30	1	0	1	4	0	0	0	0	0	0	0	0	0	6
17:45	0	0	0	2	1	0	0	0	0	0	0	0	0	3
18:00	0	0	1	4	1	0	0	0	0	0	0	0	0	6
18:15	0	0	4	2	1	0	0	0	0	0	0	0	0	7
18:30	0	1	2	2	2	0	0	0	0	0	0	0	0	7
18:45	0	1	2	2	0	0	0	0	0	0	0	0	0	5
19:00	0	0	0	1	3	1	0	1	0	0	0	0	0	6
19:15	0	0	0	3	2	1	0	0	0	0	0	0	0	6
19:30	0	0	0	0	2	0	0	0	0	0	0	0	0	2
19:45	0	0	1	0	1	1	0	0	0	0	0	0	0	3
20:00	0	0	0	3	0	1	0	0	0	0	0	0	0	4
20:15	1	0	0	1	0	1	0	0	0	0	0	0	0	3
20:30	0	0	0	0	1	0	0	0	0	0	0	0	0	1
20:45	0	0	1	0	1	1	0	0	0	0	0	0	0	3
21:00	0	0	1	0	1	0	0	0	0	0	0	0	0	2
21:15	0	1	0	0	2	0	0	0	0	0	0	0	0	3
21:30	0	0	0	0	0	0	0	0	0	0	0	0	0	0
21:45	0	0	0	0	0	0	0	0	0	0	0	0	0	0
22:00	0	0	0	0	0	0	0	0	0	0	0	0	0	0
22:15	0	1	0	0	0	0	0	0	0	0	0	0	0	1
22:30	0	0	0	0	0	0	0	0	0	0	0	0	0	0
22:45	0	0	0	0	1	0	0	0	0	0	0	0	0	1
23:00	0	1	0	0	1	0	0	0	0	0	0	0	0	2
23:15	0	0	0	0	0	0	0	0	0	0	0	0	0	0
23:30	0	0	0	0	0	0	0	0	0	0	0	0	0	0
23:45	0	0	0	0	1	0	0	0	0	0	0	0	0	1
Totals	26	61	97	86	70	23	2	2						367
% of Totals	7%	17%	26%	23%	19%	6%	1%	1%						100%

AM Volumes	9	21	26	27	32	14	1	1	0	0	0	0	0	131
% AM	2%	6%	7%	7%	9%	4%	0%	0%						36%
AM Peak Hour	07:30	07:30	10:00	09:15	09:45	08:30	06:30	05:45						07:30
Volume	5	9	8	7	10	6	1	1						32
PM Volumes	17	40	71	59	38	9	1	1	0	0	0	0	0	236
% PM	5%	11%	19%	16%	10%	2%	0%	0%						64%
PM Peak Hour	14:15	16:15	15:30	17:15	19:00	13:15	15:30	18:15						15:30
Volume	6	12	18	12	8	3	1	1						40

Directional Peak Periods	AM 7-9			NOON 12-2			PM 4-6			Off Peak Volumes		
All Classes	Volume	⟷	%	Volume	⟷	%	Volume	⟷	%	Volume	⟷	%
	48		13%	50		14%	63		17%	206		56%

Street Name	Direction	Percentiles					
		15th	50th	Average	85th	95th	ADT
S Lamer St	North Bound	17	25	25	33	37	367
S Lamer St	South Bound	18	27	27	35	40	254

Prepared by National Data & Surveying Services

SPEED

S Lamer St Bet. W Oak St & W Alameda Ave

Day: Tuesday
Date: 1/18/2022

City: Burbank
Project #: CA22_020022_010s

South Bound

Time	< 15	15 - 19	20 - 24	25 - 29	30 - 34	35 - 39	40 - 44	45 - 49	50 - 54	55 - 59	60 - 64	65 - 69	70 +	Total
00:00 AM	0	0	0	0	0	0	0	0	0	0	0	0	0	0
00:15	0	0	0	0	0	0	0	0	0	0	0	0	0	0
00:30	0	0	0	0	0	0	0	0	0	0	0	0	0	0
00:45	0	0	0	0	0	0	0	0	0	0	0	0	0	0
01:00	0	0	0	0	0	0	0	0	0	0	0	0	0	0
01:15	0	0	0	0	0	0	0	0	0	0	0	0	0	0
01:30	0	0	0	0	0	0	0	0	0	0	0	0	0	0
01:45	0	0	1	0	0	0	0	0	0	0	0	0	0	1
02:00	0	0	0	0	0	0	0	0	0	0	0	0	0	0
02:15	0	0	0	0	0	0	0	0	0	0	0	0	0	0
02:30	0	0	0	0	0	0	0	0	0	0	0	0	0	0
02:45	0	0	0	0	0	0	0	0	0	0	0	0	0	0
03:00	0	0	0	0	0	0	0	0	0	0	0	0	0	0
03:15	0	0	0	0	0	0	0	0	0	0	0	0	0	0
03:30	0	0	0	0	0	0	0	0	0	0	0	0	0	0
03:45	0	0	0	0	0	0	0	0	0	0	0	0	0	0
04:00	0	0	0	0	0	0	0	0	0	0	0	0	0	0
04:15	0	0	0	0	0	0	0	0	0	0	0	0	0	0
04:30	0	0	0	0	0	0	0	0	0	0	0	0	0	0
04:45	0	0	0	0	1	0	0	0	0	0	0	0	0	1
05:00	0	0	0	0	0	0	0	0	0	0	0	0	0	0
05:15	0	0	0	0	2	0	0	0	0	0	0	0	0	2
05:30	0	0	0	1	0	1	0	0	0	0	0	0	0	2
05:45	0	0	0	0	0	0	0	0	0	0	0	0	0	0
06:00	0	0	0	0	0	0	0	0	0	0	0	0	0	0
06:15	0	0	0	0	0	0	1	0	0	0	0	0	0	1
06:30	1	0	2	0	0	1	0	0	0	0	0	0	0	4
06:45	1	1	1	2	1	0	0	0	0	0	0	0	0	6
07:00	0	0	1	0	2	0	0	0	0	0	0	0	0	3
07:15	0	1	0	1	1	0	1	0	0	0	0	0	0	4
07:30	0	0	0	1	2	1	0	0	0	0	0	0	0	4
07:45	0	1	0	0	3	2	0	0	0	0	0	0	0	6
08:00	0	1	1	1	3	2	0	0	0	0	0	0	0	8
08:15	0	0	0	1	2	1	0	1	0	0	0	0	0	5
08:30	0	2	1	0	0	0	0	0	0	0	0	0	0	3
08:45	0	0	0	4	0	2	0	0	0	0	0	0	0	6
09:00	0	1	1	1	1	1	0	0	0	0	0	0	0	5
09:15	1	0	0	0	0	1	1	1	0	0	0	0	0	4
09:30	0	0	0	1	0	1	0	0	0	0	0	0	0	2
09:45	0	0	1	2	1	0	0	0	0	0	0	0	0	4
10:00	0	1	2	3	0	0	0	0	0	0	0	0	0	6
10:15	0	1	3	0	1	0	0	0	0	0	0	0	0	5
10:30	1	1	0	0	0	0	0	0	0	0	0	0	0	2
10:45	0	1	0	0	0	0	0	0	0	0	0	0	0	1
11:00	0	1	1	3	0	0	0	0	0	0	0	0	0	5
11:15	0	1	0	0	0	1	0	0	0	0	0	0	0	2
11:30	0	0	0	0	2	2	0	0	0	0	0	0	0	4
11:45	0	0	0	0	1	2	1	0	0	0	0	0	0	4
12:00 PM	0	0	1	0	2	0	1	0	0	0	0	0	0	4
12:15	0	1	0	0	2	0	0	0	0	0	0	0	0	3
12:30	0	1	2	2	2	0	0	0	0	0	0	0	0	7
12:45	0	0	1	2	3	0	0	0	0	0	0	0	0	6
13:00	1	0	0	0	1	1	0	0	0	0	0	0	0	3
13:15	1	0	0	1	1	1	1	1	0	0	0	0	0	6
13:30	0	0	5	0	3	0	1	0	0	0	0	0	0	9
13:45	0	0	1	0	1	0	0	0	0	0	0	0	0	2
14:00	0	0	1	1	3	0	0	0	0	0	0	0	0	5
14:15	0	0	0	1	4	1	0	0	0	0	0	0	0	6
14:30	1	0	3	0	3	0	0	0	0	0	0	0	0	7
14:45	2	3	0	2	0	0	0	0	0	0	0	0	0	7
15:00	1	1	0	1	0	0	0	0	0	0	0	0	0	3
15:15	2	1	2	3	0	0	0	0	0	0	0	0	0	8
15:30	2	1	1	0	0	0	0	0	0	0	0	0	0	4
15:45	3	1	3	3	0	0	0	0	0	0	0	0	0	10
16:00	0	1	2	2	0	0	0	0	0	0	0	0	0	5
16:15	0	0	0	0	0	0	0	0	0	0	0	0	0	0
16:30	0	0	3	1	1	0	0	0	0	0	0	0	0	5
16:45	1	1	1	1	1	0	0	0	0	0	0	0	0	5
17:00	0	1	1	0	1	0	0	0	0	0	0	0	0	3
17:15	2	0	2	2	1	0	0	0	0	0	0	0	0	7
17:30	0	0	0	2	1	0	0	0	0	0	0	0	0	3
17:45	0	0	2	1	0	0	0	0	0	0	0	0	0	3
18:00	0	0	0	0	0	1	0	0	0	0	0	0	0	1
18:15	0	0	0	2	0	0	0	0	0	0	0	0	0	2
18:30	0	0	1	0	0	0	0	0	0	0	0	0	0	1
18:45	0	0	2	0	0	2	1	0	0	0	0	0	0	5
19:00	0	1	0	0	0	0	0	0	0	0	0	0	0	1
19:15	0	0	0	0	2	0	0	0	0	0	0	0	0	2
19:30	0	1	1	1	2	0	0	0	0	0	0	0	0	5
19:45	0	0	1	0	2	1	0	0	0	0	0	0	0	4
20:00	0	0	0	0	0	0	0	0	0	0	0	0	0	0
20:15	0	0	1	1	0	0	0	0	0	0	0	0	0	2
20:30	0	0	0	0	1	0	0	0	0	0	0	0	0	1
20:45	0	0	1	1	0	0	0	0	0	0	0	0	0	2
21:00	0	0	0	1	0	0	0	0	0	0	0	0	0	1
21:15	0	0	1	1	0	0	0	0	0	0	0	0	0	2
21:30	0	0	0	0	0	0	0	0	0	0	0	0	0	0
21:45	0	0	0	0	0	0	0	0	0	0	0	0	0	0
22:00	0	0	0	0	0	0	0	0	0	0	0	0	0	0
22:15	0	0	0	0	0	0	0	0	0	0	0	0	0	0
22:30	0	0	1	1	0	0	0	0	0	0	0	0	0	2
22:45	0	0	0	0	0	0	0	0	0	0	0	0	0	0
23:00	0	0	0	0	0	0	0	0	0	0	0	0	0	0
23:15	0	0	0	0	0	0	0	0	0	0	0	0	0	0
23:30	0	0	0	0	0	0	0	0	0	0	0	0	0	0
23:45	1	0	0	1	0	0	0	0	0	0	0	0	0	2
Totals	21	27	55	55	60	25	8	3						254
% of Totals	8%	11%	22%	22%	24%	10%	3%	1%						100%

AM Volumes	4	13	15	21	23	18	4	2	0	0	0	0	0	100
% AM	2%	5%	6%	8%	9%	7%	2%	1%						39%
AM Peak Hour	06:00	07:45	09:30	08:00	07:30	07:30	11:15	07:30						07:30
Volume	2	4	6	6	10	6	2	1						23
PM Volumes	17	14	40	34	37	7	4	1	0	0	0	0	0	154
% PM	7%	6%	16%	13%	15%	3%	2%	0%						61%
PM Peak Hour	15:00	14:45	15:15	15:15	13:30	18:00	12:45	12:30						15:15
Volume	8	6	8	8	11	3	2	1						27

Directional Peak Periods	AM 7-9			NOON 12-2			PM 4-6			Off Peak Volumes		
All Classes	Volume	⟷	%	Volume	⟷	%	Volume	⟷	%	Volume	⟷	%
	39		15%	40		16%	31		12%	144		57%

Street Name	Direction	Percentiles					
		15th	50th	Average	85th	95th	ADT
S Lamer St	North Bound	17	25	25	33	37	367
S Lamer St	South Bound	18	27	27	35	40	254

Prepared by National Data & Surveying Services

SPEED

S Lamer St Bet. W Oak St & W Alameda Ave

Day: Tuesday
Date: 1/18/2022

City: Burbank
Project #: CA22_020022_010

Summary

Time	< 15	15 - 19	20 - 24	25 - 29	30 - 34	35 - 39	40 - 44	45 - 49	50 - 54	55 - 59	60 - 64	65 - 69	70 +	Total
00:00 AM	0	0	0	0	0	0	0	0	0	0	0	0	0	0
00:15	0	0	0	0	0	0	0	0	0	0	0	0	0	0
00:30	0	0	0	0	0	0	0	0	0	0	0	0	0	0
00:45	0	0	0	0	0	0	0	0	0	0	0	0	0	0
01:00	0	0	0	0	0	0	0	0	0	0	0	0	0	0
01:15	0	0	1	0	0	0	0	0	0	0	0	0	0	1
01:30	0	0	0	0	0	0	0	0	0	0	0	0	0	0
01:45	0	0	1	0	0	0	0	0	0	0	0	0	0	1
02:00	0	0	0	0	0	0	0	0	0	0	0	0	0	0
02:15	0	0	0	0	1	0	0	0	0	0	0	0	0	1
02:30	0	0	0	0	0	0	0	0	0	0	0	0	0	0
02:45	0	0	0	1	0	0	0	0	0	0	0	0	0	1
03:00	0	0	0	0	0	0	0	0	0	0	0	0	0	0
03:15	0	0	0	0	0	0	0	0	0	0	0	0	0	0
03:30	0	0	0	0	0	0	0	0	0	0	0	0	0	0
03:45	0	0	0	0	0	0	0	0	0	0	0	0	0	0
04:00	0	0	0	0	0	0	0	0	0	0	0	0	0	0
04:15	0	0	0	0	0	0	0	0	0	0	0	0	0	0
04:30	0	0	0	0	0	0	0	0	0	0	0	0	0	0
04:45	0	0	0	0	1	0	0	0	0	0	0	0	0	1
05:00	0	0	0	0	0	1	0	0	0	0	0	0	0	1
05:15	0	0	1	0	2	0	0	0	0	0	0	0	0	3
05:30	0	0	0	1	0	1	0	0	0	0	0	0	0	2
05:45	0	0	0	1	0	0	0	0	0	0	0	0	0	1
06:00	0	1	0	0	0	0	0	0	0	0	0	0	0	1
06:15	0	0	0	1	0	0	1	0	0	0	0	0	0	2
06:30	1	0	2	0	1	2	0	1	0	0	0	0	0	7
06:45	1	1	1	3	1	0	0	0	0	0	0	0	0	7
07:00	0	0	2	3	2	0	0	0	0	0	0	0	0	7
07:15	0	1	0	2	2	1	2	0	0	0	0	0	0	8
07:30	1	1	2	1	4	2	0	0	0	0	0	0	0	11
07:45	0	7	4	2	5	2	0	0	0	0	0	0	0	20
08:00	2	2	2	1	4	3	0	0	0	0	0	0	0	14
08:15	2	1	0	1	3	2	0	1	0	0	0	0	0	10
08:30	0	2	1	1	1	2	0	0	0	0	0	0	0	7
08:45	0	1	1	5	0	3	0	0	0	0	0	0	0	10
09:00	0	2	3	2	1	2	0	0	0	0	0	0	0	10
09:15	2	1	0	2	1	3	1	1	0	0	0	0	0	11
09:30	1	3	1	2	2	1	0	0	0	0	0	0	0	10
09:45	0	0	2	4	3	1	0	0	0	0	0	0	0	10
10:00	0	1	4	5	3	0	0	0	0	0	0	0	0	13
10:15	0	4	4	1	3	0	0	0	0	0	0	0	0	12
10:30	2	1	1	2	3	0	0	0	0	0	0	0	0	9
10:45	0	1	4	1	0	0	0	0	0	0	0	0	0	6
11:00	1	2	2	5	4	0	0	0	0	0	0	0	0	14
11:15	0	1	1	0	1	2	0	0	0	0	0	0	0	5
11:30	0	0	0	0	5	2	0	0	0	0	0	0	0	7
11:45	0	1	1	1	2	2	1	0	0	0	0	0	0	8
12:00 PM	0	1	2	1	5	0	1	0	0	0	0	0	0	10
12:15	0	1	3	3	3	0	0	0	0	0	0	0	0	10
12:30	0	1	4	4	3	0	0	0	0	0	0	0	0	12
12:45	0	0	3	4	5	0	0	0	0	0	0	0	0	12
13:00	1	1	2	2	2	1	0	0	0	0	0	0	0	9
13:15	1	0	0	3	1	2	1	1	0	0	0	0	0	9
13:30	2	4	9	1	3	0	1	0	0	0	0	0	0	20
13:45	0	0	3	2	2	1	0	0	0	0	0	0	0	8
14:00	0	0	2	6	5	1	0	0	0	0	0	0	0	14
14:15	2	1	3	2	4	1	0	0	0	0	0	0	0	13
14:30	2	3	8	2	4	0	0	0	0	0	0	0	0	19
14:45	4	5	1	2	1	0	0	0	0	0	0	0	0	13
15:00	2	3	2	1	1	0	0	0	0	0	0	0	0	9
15:15	2	2	3	3	0	0	0	0	0	0	0	0	0	10
15:30	3	6	6	1	0	0	0	0	0	0	0	0	0	16
15:45	5	2	6	3	0	0	0	0	0	0	0	0	0	16
16:00	0	3	9	2	0	0	0	0	0	0	0	0	0	14
16:15	1	2	3	4	2	0	1	0	0	0	0	0	0	13
16:30	1	6	4	2	1	0	0	0	0	0	0	0	0	14
16:45	2	2	5	4	1	0	0	0	0	0	0	0	0	14
17:00	0	4	2	1	2	0	0	0	0	0	0	0	0	9
17:15	3	0	7	4	1	0	0	0	0	0	0	0	0	15
17:30	1	0	1	6	1	0	0	0	0	0	0	0	0	9
17:45	0	0	2	3	1	0	0	0	0	0	0	0	0	6
18:00	0	0	1	4	1	1	0	0	0	0	0	0	0	7
18:15	0	0	4	4	1	0	0	0	0	0	0	0	0	9
18:30	0	1	3	2	2	0	0	0	0	0	0	0	0	8
18:45	0	1	4	2	0	2	1	0	0	0	0	0	0	10
19:00	0	1	0	1	3	1	0	1	0	0	0	0	0	7
19:15	0	0	0	3	4	1	0	0	0	0	0	0	0	8
19:30	0	1	1	1	4	0	0	0	0	0	0	0	0	7
19:45	0	0	2	0	3	2	0	0	0	0	0	0	0	7
20:00	0	0	0	3	0	1	0	0	0	0	0	0	0	4
20:15	1	0	1	2	0	1	0	0	0	0	0	0	0	5
20:30	0	0	0	0	2	0	0	0	0	0	0	0	0	2
20:45	0	0	2	1	1	1	0	0	0	0	0	0	0	5
21:00	0	0	1	1	1	0	0	0	0	0	0	0	0	3
21:15	0	1	1	1	2	0	0	0	0	0	0	0	0	5
21:30	0	0	0	0	0	0	0	0	0	0	0	0	0	0
21:45	0	0	0	0	0	0	0	0	0	0	0	0	0	0
22:00	0	0	0	0	0	0	0	0	0	0	0	0	0	0
22:15	0	1	0	0	0	0	0	0	0	0	0	0	0	1
22:30	0	0	1	1	0	0	0	0	0	0	0	0	0	2
22:45	0	0	0	0	1	0	0	0	0	0	0	0	0	1
23:00	0	1	0	0	1	0	0	0	0	0	0	0	0	2
23:15	0	0	0	0	0	0	0	0	0	0	0	0	0	0
23:30	0	0	0	0	0	0	0	0	0	0	0	0	0	0
23:45	1	0	0	1	1	0	0	0	0	0	0	0	0	3
Totals	47	88	152	141	130	48	10	5						621
% of Totals	8%	14%	24%	23%	21%	8%	2%	1%						100%

AM Volumes	13	34	41	48	55	32	5	3	0	0	0	0	0	231
% AM	2%	5%	7%	8%	9%	5%	1%	0%						37%
AM Peak Hour	07:30	07:45	10:00	09:15	07:30	08:00	06:30	05:45						07:30
Volume	5	12	13	13	16	10	2	1						55
PM Volumes	34	54	111	93	75	16	5	2	0	0	0	0	0	390
% PM	5%	9%	18%	15%	12%	3%	1%	0%						63%
PM Peak Hour	15:00	14:45	15:15	17:15	12:00	13:00	12:45	12:30						14:00
Volume	12	16	24	17	16	4	2	1						59

Directional Peak Periods	AM 7-9			NOON 12-2			PM 4-6			Off Peak Volumes		
All Classes	Volume	⟷	%	Volume	⟷	%	Volume	⟷	%	Volume	⟷	%
	87		14%	90		14%	94		15%	350		56%

Street Name	Direction	Percentiles					
		15th	50th	Average	85th	95th	ADT
S Lamer St	Summary	18	26	26	34	38	621

Prepared by National Data & Surveying Services

SPEED

S Lamer St Bet. W Oak St & W Alameda Ave

Day: Tuesday
Date: 1/18/2022

City: Burbank
Project #: CA22_020022_010n

North Bound

Time	< 15	15 - 19	20 - 24	25 - 29	30 - 34	35 - 39	40 - 44	45 - 49	50 - 54	55 - 59	60 - 64	65 - 69	70 +	Total
00:00 AM	0	0	0	0	0	0	0	0	0	0	0	0	0	0
01:00	0	0	1	0	0	0	0	0	0	0	0	0	0	1
02:00	0	0	0	1	1	0	0	0	0	0	0	0	0	2
03:00	0	0	0	0	0	0	0	0	0	0	0	0	0	0
04:00	0	0	0	0	0	0	0	0	0	0	0	0	0	0
05:00	0	0	1	1	0	1	0	0	0	0	0	0	0	3
06:00	0	1	0	2	1	1	0	1	0	0	0	0	0	6
07:00	1	7	7	6	5	2	1	0	0	0	0	0	0	29
08:00	4	3	2	2	3	5	0	0	0	0	0	0	0	19
09:00	2	5	4	6	5	4	0	0	0	0	0	0	0	26
10:00	1	3	8	6	8	0	0	0	0	0	0	0	0	26
11:00	1	2	3	3	9	1	0	0	0	0	0	0	0	19
12:00 PM	0	1	8	8	7	0	0	0	0	0	0	0	0	24
13:00	2	5	8	7	2	2	0	0	0	0	0	0	0	26
14:00	5	6	10	8	4	1	0	0	0	0	0	0	0	34
15:00	4	9	11	1	1	0	0	0	0	0	0	0	0	26
16:00	3	11	15	8	2	0	1	0	0	0	0	0	0	40
17:00	2	3	7	9	2	0	0	0	0	0	0	0	0	23
18:00	0	2	9	10	4	0	0	0	0	0	0	0	0	25
19:00	0	0	1	4	8	3	0	1	0	0	0	0	0	17
20:00	1	0	1	4	2	3	0	0	0	0	0	0	0	11
21:00	0	1	1	0	3	0	0	0	0	0	0	0	0	5
22:00	0	1	0	0	1	0	0	0	0	0	0	0	0	2
23:00	0	1	0	0	2	0	0	0	0	0	0	0	0	3
Totals	26	61	97	86	70	23	2	2						367
% of Totals	7%	17%	26%	23%	19%	6%	1%	1%						100%

AM Volumes	9	21	26	27	32	14	1	1	0	0	0	0	0	131
% AM	2%	6%	7%	7%	9%	4%	0%	0%						36%
AM Peak Hour	08:00	07:00	10:00	07:00	11:00	08:00	07:00	06:00						07:00
Volume	4	7	8	6	9	5	1	1						29
PM Volumes	17	40	71	59	38	9	1	1	0	0	0	0	0	236
% PM	5%	11%	19%	16%	10%	2%	0%	0%						64%
PM Peak Hour	14:00	16:00	16:00	18:00	19:00	19:00	16:00	19:00						16:00
Volume	5	11	15	10	8	3	1	1						40

Directional Peak Periods	AM 7-9			NOON 12-2			PM 4-6			Off Peak Volumes		
All Speeds	Volume		%	Volume		%	Volume		%	Volume		%
	48	↔	13%	50	↔	14%	63	↔	17%	206	↔	56%

Street Name	Direction	Percentiles					
		15th	50th	Average	85th	95th	ADT
S Lamer St	North Bound	17	25	25	33	37	367
S Lamer St	South Bound	18	27	27	35	40	254

Prepared by National Data & Surveying Services

SPEED

S Lamer St Bet. W Oak St & W Alameda Ave

Day: Tuesday
Date: 1/18/2022

City: Burbank
Project #: CA22_020022_010s

South Bound

Time	< 15	15 - 19	20 - 24	25 - 29	30 - 34	35 - 39	40 - 44	45 - 49	50 - 54	55 - 59	60 - 64	65 - 69	70 +	Total
00:00 AM	0	0	0	0	0	0	0	0	0	0	0	0	0	0
01:00	0	0	1	0	0	0	0	0	0	0	0	0	0	1
02:00	0	0	0	0	0	0	0	0	0	0	0	0	0	0
03:00	0	0	0	0	0	0	0	0	0	0	0	0	0	0
04:00	0	0	0	0	1	0	0	0	0	0	0	0	0	1
05:00	0	0	0	1	2	1	0	0	0	0	0	0	0	4
06:00	2	1	3	2	1	1	1	0	0	0	0	0	0	11
07:00	0	2	1	2	8	3	1	0	0	0	0	0	0	17
08:00	0	3	2	6	5	5	0	1	0	0	0	0	0	22
09:00	1	1	2	4	2	3	1	1	0	0	0	0	0	15
10:00	1	4	5	3	1	0	0	0	0	0	0	0	0	14
11:00	0	2	1	3	3	5	1	0	0	0	0	0	0	15
12:00 PM	0	2	4	4	9	0	1	0	0	0	0	0	0	20
13:00	2	0	6	1	6	2	2	1	0	0	0	0	0	20
14:00	3	3	4	4	10	1	0	0	0	0	0	0	0	25
15:00	8	4	6	7	0	0	0	0	0	0	0	0	0	25
16:00	1	2	6	4	2	0	0	0	0	0	0	0	0	15
17:00	2	1	5	5	3	0	0	0	0	0	0	0	0	16
18:00	0	0	3	2	0	3	1	0	0	0	0	0	0	9
19:00	0	2	2	1	6	1	0	0	0	0	0	0	0	12
20:00	0	0	2	2	1	0	0	0	0	0	0	0	0	5
21:00	0	0	1	2	0	0	0	0	0	0	0	0	0	3
22:00	0	0	1	1	0	0	0	0	0	0	0	0	0	2
23:00	1	0	0	1	0	0	0	0	0	0	0	0	0	2
Totals	21	27	55	55	60	25	8	3						254
% of Totals	8%	11%	22%	22%	24%	10%	3%	1%						100%

AM Volumes	4	13	15	21	23	18	4	2	0	0	0	0	0	100
% AM	2%	5%	6%	8%	9%	7%	2%	1%						39%
AM Peak Hour	06:00	10:00	10:00	08:00	07:00	08:00	06:00	08:00						08:00
Volume	2	4	5	6	8	5	1	1						22
PM Volumes	17	14	40	34	37	7	4	1	0	0	0	0	0	154
% PM	7%	6%	16%	13%	15%	3%	2%	0%						61%
PM Peak Hour	15:00	15:00	13:00	15:00	14:00	18:00	13:00	13:00						14:00
Volume	8	4	6	7	10	3	2	1						25

Directional Peak Periods	AM 7-9			NOON 12-2			PM 4-6			Off Peak Volumes		
All Speeds	Volume		%	Volume		%	Volume		%	Volume		%
	39	↔	15%	40	↔	16%	31	↔	12%	144	↔	57%

Street Name	Direction	Percentiles					
		15th	50th	Average	85th	95th	ADT
S Lamer St	North Bound	17	25	25	33	37	367
S Lamer St	South Bound	18	27	27	35	40	254

Prepared by National Data & Surveying Services

SPEED

S Lamer St Bet. W Oak St & W Alameda Ave

Day: Tuesday
Date: 1/18/2022

City: Burbank
Project #: CA22_020022_010

Summary

Time	< 15	15 - 19	20 - 24	25 - 29	30 - 34	35 - 39	40 - 44	45 - 49	50 - 54	55 - 59	60 - 64	65 - 69	70 +	Total
00:00 AM	0	0	0	0	0	0	0	0	0	0	0	0	0	0
01:00	0	0	2	0	0	0	0	0	0	0	0	0	0	2
02:00	0	0	0	1	1	0	0	0	0	0	0	0	0	2
03:00	0	0	0	0	0	0	0	0	0	0	0	0	0	0
04:00	0	0	0	0	1	0	0	0	0	0	0	0	0	1
05:00	0	0	1	2	2	2	0	0	0	0	0	0	0	7
06:00	2	2	3	4	2	2	1	1	0	0	0	0	0	17
07:00	1	9	8	8	13	5	2	0	0	0	0	0	0	46
08:00	4	6	4	8	8	10	0	1	0	0	0	0	0	41
09:00	3	6	6	10	7	7	1	1	0	0	0	0	0	41
10:00	2	7	13	9	9	0	0	0	0	0	0	0	0	40
11:00	1	4	4	6	12	6	1	0	0	0	0	0	0	34
12:00 PM	0	3	12	12	16	0	1	0	0	0	0	0	0	44
13:00	4	5	14	8	8	4	2	1	0	0	0	0	0	46
14:00	8	9	14	12	14	2	0	0	0	0	0	0	0	59
15:00	12	13	17	8	1	0	0	0	0	0	0	0	0	51
16:00	4	13	21	12	4	0	1	0	0	0	0	0	0	55
17:00	4	4	12	14	5	0	0	0	0	0	0	0	0	39
18:00	0	2	12	12	4	3	1	0	0	0	0	0	0	34
19:00	0	2	3	5	14	4	0	1	0	0	0	0	0	29
20:00	1	0	3	6	3	3	0	0	0	0	0	0	0	16
21:00	0	1	2	2	3	0	0	0	0	0	0	0	0	8
22:00	0	1	1	1	1	0	0	0	0	0	0	0	0	4
23:00	1	1	0	1	2	0	0	0	0	0	0	0	0	5
Totals	47	88	152	141	130	48	10	5						621
% of Totals	8%	14%	24%	23%	21%	8%	2%	1%						100%

AM Volumes	13	34	41	48	55	32	5	3	0	0	0	0	0	231
% AM	2%	5%	7%	8%	9%	5%	1%	0%						37%
AM Peak Hour	08:00	07:00	10:00	09:00	07:00	08:00	07:00	06:00						07:00
Volume	4	9	13	10	13	10	2	1						46
PM Volumes	34	54	111	93	75	16	5	2	0	0	0	0	0	390
% PM	5%	9%	18%	15%	12%	3%	1%	0%						63%
PM Peak Hour	15:00	15:00	16:00	17:00	12:00	13:00	13:00	13:00						14:00
Volume	12	13	21	14	16	4	2	1						59

Directional Peak Periods	AM 7-9			NOON 12-2			PM 4-6			Off Peak Volumes		
All Speeds	Volume		%	Volume		%	Volume		%	Volume		%
	87	↔	14%	90	↔	14%	94	↔	15%	350	↔	56%

Street Name	Direction	Percentiles					
		15th	50th	Average	85th	95th	ADT
S Lamer St	Summary	18	26	26	34	38	621

Prepared by NDS/ATD

Prepared by National Data & Surveying Services

VOLUME

S Lamer St Bet. W Oak St & W Alameda Ave

Day: Tuesday
Date: 1/18/2022

City: Burbank
Project #: CA22_020022_010

DAILY TOTALS	NB	SB	EB	WB	Total
	367	254	0	0	621

AM Period	NB		SB		EB	WB	TOTAL		PM Period	NB		SB		EB	WB	TOTAL	
00:00	0		0		0	0			12:00	6		4		0	0	10	
00:15	0		0		0	0			12:15	7		3		0	0	10	
00:30	0		0		0	0			12:30	5		7		0	0	12	
00:45	0		0		0	0			12:45	6	24	6	20	0	0	12	44
01:00	0		0		0	0			13:00	6		3		0	0	9	
01:15	1		0		0	0	1		13:15	3		6		0	0	9	
01:30	0		0		0	0			13:30	11		9		0	0	20	
01:45	0	1	1	1	0	0	1	2	13:45	6	26	2	20	0	0	8	46
02:00	0		0		0	0			14:00	9		5		0	0	14	
02:15	1		0		0	0	1		14:15	7		6		0	0	13	
02:30	0		0		0	0			14:30	12		7		0	0	19	
02:45	1	2	0		0	0	1	2	14:45	6	34	7	25	0	0	13	59
03:00	0		0		0	0			15:00	6		3		0	0	9	
03:15	0		0		0	0			15:15	2		8		0	0	10	
03:30	0		0		0	0			15:30	12		4		0	0	16	
03:45	0		0		0	0			15:45	6	26	10	25	0	0	16	51
04:00	0		0		0	0			16:00	9		5		0	0	14	
04:15	0		0		0	0			16:15	13		0		0	0	13	
04:30	0		0		0	0			16:30	9		5		0	0	14	
04:45	0		1	1	0	0	1	1	16:45	9	40	5	15	0	0	14	55
05:00	1		0		0	0	1		17:00	6		3		0	0	9	
05:15	1		2		0	0	3		17:15	8		7		0	0	15	
05:30	0		2		0	0	2		17:30	6		3		0	0	9	
05:45	1	3	0	4	0	0	1	7	17:45	3	23	3	16	0	0	6	39
06:00	1		0		0	0	1		18:00	6		1		0	0	7	
06:15	1		1		0	0	2		18:15	7		2		0	0	9	
06:30	3		4		0	0	7		18:30	7		1		0	0	8	
06:45	1	6	6	11	0	0	7	17	18:45	5	25	5	9	0	0	10	34
07:00	4		3		0	0	7		19:00	6		1		0	0	7	
07:15	4		4		0	0	8		19:15	6		2		0	0	8	
07:30	7		4		0	0	11		19:30	2		5		0	0	7	
07:45	14	29	6	17	0	0	20	46	19:45	3	17	4	12	0	0	7	29
08:00	6		8		0	0	14		20:00	4		0		0	0	4	
08:15	5		5		0	0	10		20:15	3		2		0	0	5	
08:30	4		3		0	0	7		20:30	1		1		0	0	2	
08:45	4	19	6	22	0	0	10	41	20:45	3	11	2	5	0	0	5	16
09:00	5		5		0	0	10		21:00	2		1		0	0	3	
09:15	7		4		0	0	11		21:15	3		2		0	0	5	
09:30	8		2		0	0	10		21:30	0		0		0	0		
09:45	6	26	4	15	0	0	10	41	21:45	0	5	0	3	0	0		8
10:00	7		6		0	0	13		22:00	0		0		0	0		
10:15	7		5		0	0	12		22:15	1		0		0	0	1	
10:30	7		2		0	0	9		22:30	0		2		0	0	2	
10:45	5	26	1	14	0	0	6	40	22:45	1	2	0	2	0	0	1	4
11:00	9		5		0	0	14		23:00	2		0		0	0	2	
11:15	3		2		0	0	5		23:15	0		0		0	0		
11:30	3		4		0	0	7		23:30	0		0		0	0		
11:45	4	19	4	15	0	0	8	34	23:45	1	3	2	2	0	0	3	5
TOTALS		131		100				231	TOTALS		236		154				390
SPLIT %		56.7%		43.3%				37.2%	SPLIT %		60.5%		39.5%				62.8%

DAILY TOTALS	NB	SB	EB	WB	Total
	367	254	0	0	621

AM Peak Hour	07:30	07:30			07:30	PM Peak Hour	15:30	15:15			14:00
AM Pk Volume	32	23			55	PM Pk Volume	40	27			59
Pk Hr Factor	0.571	0.719			0.688	Pk Hr Factor	0.769	0.675			0.776
7 - 9 Volume	48	39	0	0	87	4 - 6 Volume	63	31	0	0	94
7 - 9 Peak Hour	07:30	07:30			07:30	4 - 6 Peak Hour	16:00	16:30			16:00
7 - 9 Pk Volume	32	23	0	0	55	4 - 6 Pk Volume	40	20	0	0	55
Pk Hr Factor	0.571	0.719	0.000	0.000	0.688	Pk Hr Factor	0.769	0.714	0.000	0.000	0.982

Prepared by NDS/ATD

Project #: CA22_020022_010 **City:** Burbank

Location: S Lamer St Bet. W Oak St & W Alameda Ave **Date:** 1/18/2022

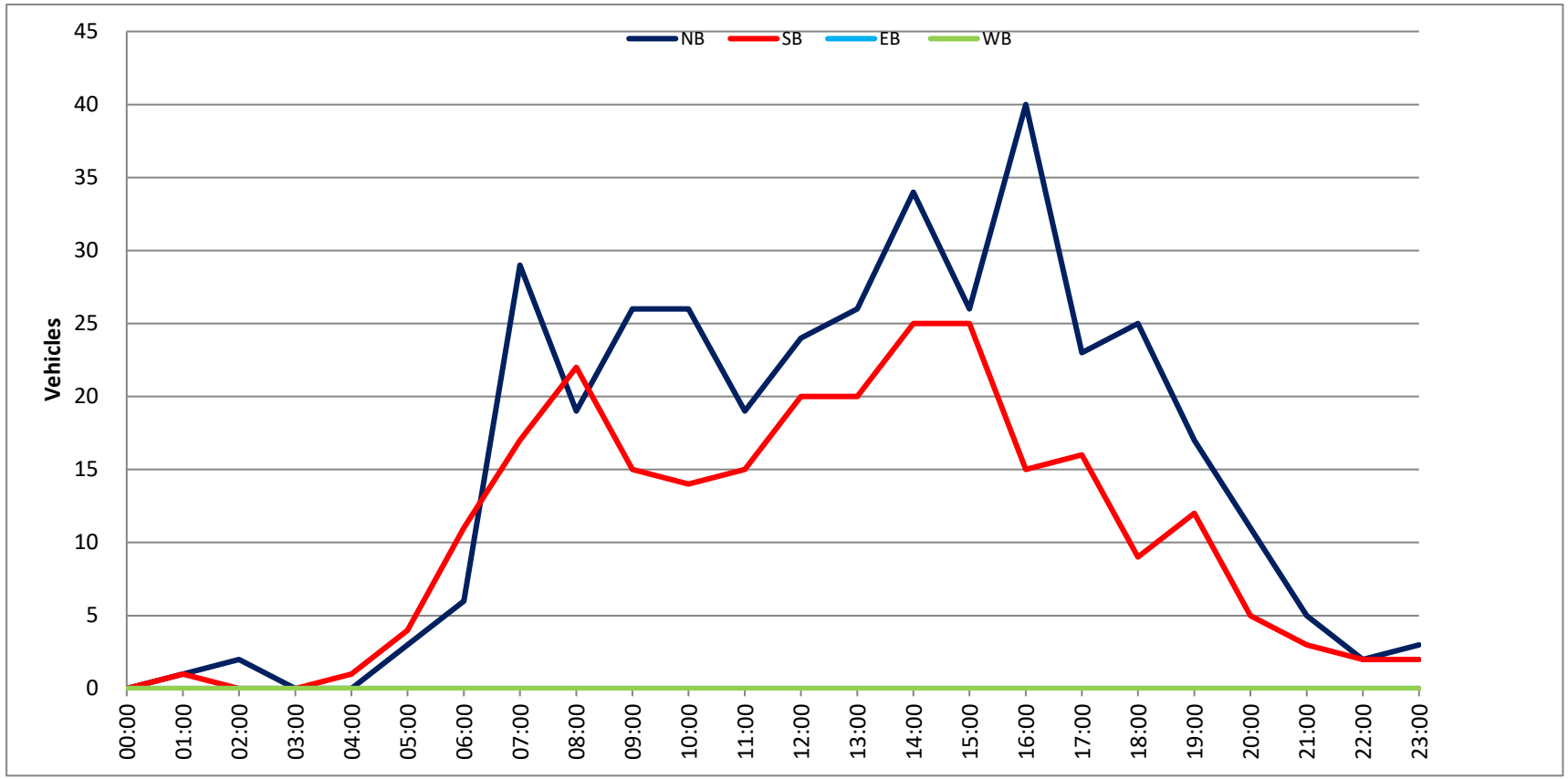

Prepared by National Data & Surveying Services

SPEED

S Lamer St Bet. W Oak St & W Alameda Ave

Day: Wednesday
Date: 1/19/2022

City: Burbank
Project #: CA22_020022_010n

North Bound

Time	< 15	15 - 19	20 - 24	25 - 29	30 - 34	35 - 39	40 - 44	45 - 49	50 - 54	55 - 59	60 - 64	65 - 69	70 +	Total
00:00 AM	0	0	1	0	0	0	0	0	0	0	0	0	0	1
00:15	0	0	0	0	1	0	0	0	0	0	0	0	0	1
00:30	0	0	0	0	0	0	0	0	0	0	0	0	0	0
00:45	0	0	0	1	0	0	0	0	0	0	0	0	0	1
01:00	0	0	0	0	0	0	0	0	0	0	0	0	0	0
01:15	0	0	0	0	0	0	0	0	0	0	0	0	0	0
01:30	0	0	1	0	0	0	0	0	0	0	0	0	0	1
01:45	0	0	1	0	0	0	0	0	0	0	0	0	0	1
02:00	0	0	0	0	0	0	0	0	0	0	0	0	0	0
02:15	0	0	0	0	0	0	0	0	0	0	0	0	0	0
02:30	0	0	0	0	0	0	0	0	0	0	0	0	0	0
02:45	0	0	0	0	0	0	0	0	0	0	0	0	0	0
03:00	0	0	0	0	0	0	0	0	0	0	0	0	0	0
03:15	0	0	0	0	0	0	0	0	0	0	0	0	0	0
03:30	0	0	0	1	0	0	0	0	0	0	0	0	0	1
03:45	0	0	0	0	0	0	0	0	0	0	0	0	0	0
04:00	0	0	0	0	0	0	0	0	0	0	0	0	0	0
04:15	0	0	0	0	0	0	0	0	0	0	0	0	0	0
04:30	0	0	0	1	0	0	0	0	0	0	0	0	0	1
04:45	0	0	0	0	0	0	0	0	0	0	0	0	0	0
05:00	0	0	0	1	0	0	0	0	0	0	0	0	0	1
05:15	0	0	0	0	0	0	0	0	0	0	0	0	0	0
05:30	0	0	0	0	0	0	0	0	0	0	0	0	0	0
05:45	0	0	0	0	0	0	0	0	0	0	0	0	0	0
06:00	0	0	0	0	0	0	0	0	0	0	0	0	0	0
06:15	0	0	0	1	0	0	0	0	0	0	0	0	0	1
06:30	0	0	1	1	0	0	0	0	0	0	0	0	0	2
06:45	0	0	0	0	0	0	0	0	0	0	0	0	0	0
07:00	0	0	2	1	1	0	0	0	0	0	0	0	0	4
07:15	0	0	0	1	2	0	0	0	0	0	0	0	0	3
07:30	0	0	1	5	0	0	0	0	0	0	0	0	0	6
07:45	1	2	2	5	4	2	0	0	0	0	0	0	0	16
08:00	0	1	0	0	1	0	1	0	0	0	0	0	0	3
08:15	0	0	1	3	2	0	0	0	0	0	0	0	0	6
08:30	1	1	2	0	0	0	0	0	0	0	0	0	0	4
08:45	1	2	1	2	0	0	0	0	0	0	0	0	0	6
09:00	0	0	2	1	2	1	0	0	0	0	0	0	0	6
09:15	0	2	4	1	1	0	0	0	0	0	0	0	0	8
09:30	0	1	0	0	0	0	0	0	0	0	0	0	0	1
09:45	1	1	3	1	0	0	0	0	0	0	0	0	0	6
10:00	2	6	1	2	2	0	0	0	0	0	0	0	0	13
10:15	0	5	1	0	1	0	1	0	0	0	0	0	0	8
10:30	0	1	1	3	1	0	0	0	0	0	0	0	0	6
10:45	1	1	2	5	2	0	0	0	0	0	0	0	0	11
11:00	1	3	1	1	1	0	0	0	0	0	0	0	0	7
11:15	0	0	1	6	1	0	0	0	0	0	0	0	0	8
11:30	0	0	0	1	2	0	0	0	0	0	0	0	0	3
11:45	0	1	0	0	2	0	0	0	0	0	0	0	0	3
12:00 PM	1	0	1	1	1	0	1	0	0	0	0	0	0	5
12:15	0	3	2	2	0	1	0	0	0	0	0	0	0	8
12:30	1	2	1	3	2	0	0	0	0	0	0	0	0	9
12:45	0	0	2	5	1	0	0	0	0	0	0	0	0	8
13:00	0	0	5	2	1	1	0	0	0	0	0	0	0	9
13:15	0	0	2	2	0	0	0	0	0	0	0	0	0	4
13:30	0	0	3	3	1	0	0	0	0	0	0	0	0	7
13:45	1	1	4	5	0	1	0	0	0	0	0	0	0	12
14:00	0	0	0	2	1	0	0	0	0	0	0	0	0	3
14:15	0	0	4	4	0	0	0	0	0	0	0	0	0	8
14:30	0	0	1	4	3	2	1	0	0	0	0	0	0	11
14:45	1	1	0	2	0	0	0	0	0	0	0	0	0	4
15:00	0	1	1	1	2	0	0	0	0	0	0	0	0	5
15:15	0	2	1	0	2	0	0	0	0	0	0	0	0	5
15:30	0	3	3	2	0	2	0	0	0	0	0	0	0	10
15:45	0	1	0	4	0	1	0	0	0	0	0	0	0	6
16:00	1	0	3	3	1	0	0	0	0	0	0	0	0	8
16:15	0	1	2	0	2	0	0	0	0	0	0	0	0	5
16:30	0	3	2	8	1	0	0	0	0	0	0	0	0	14
16:45	1	0	0	4	0	0	0	0	0	0	0	0	0	5
17:00	0	0	5	2	1	0	0	0	0	0	0	0	0	8
17:15	0	2	4	1	0	0	0	0	0	0	0	0	0	7
17:30	0	0	4	5	2	1	0	0	0	0	0	0	0	12
17:45	0	1	1	0	2	2	0	0	0	0	0	0	0	6
18:00	0	1	2	4	1	0	0	0	0	0	0	0	0	8
18:15	0	0	5	2	0	0	0	0	0	0	0	0	0	7
18:30	0	0	3	2	2	0	0	0	0	0	0	0	0	7
18:45	0	1	1	5	2	1	0	0	0	0	0	0	0	10
19:00	0	0	3	1	1	1	0	0	0	0	0	0	0	6
19:15	0	0	0	0	1	2	1	0	0	0	0	0	0	4
19:30	0	0	1	1	0	0	0	0	0	0	0	0	0	2
19:45	1	0	2	1	1	0	1	0	0	0	0	0	0	6
20:00	0	0	0	3	0	0	0	0	0	0	0	0	0	3
20:15	0	0	2	2	2	0	0	0	0	0	0	0	0	6
20:30	0	0	1	0	1	0	0	0	0	0	0	0	0	2
20:45	0	0	1	1	0	0	0	0	0	0	0	0	0	2
21:00	0	0	1	0	1	0	0	0	0	0	0	0	0	2
21:15	0	0	0	0	0	0	0	0	0	0	0	0	0	0
21:30	0	0	0	1	0	0	0	0	0	0	0	0	0	1
21:45	0	0	0	0	0	0	0	0	0	0	0	0	0	0
22:00	0	0	0	0	1	0	0	0	0	0	0	0	0	1
22:15	0	0	0	2	0	0	0	0	0	0	0	0	0	2
22:30	0	0	1	0	0	0	0	0	0	0	0	0	0	1
22:45	0	0	0	0	0	0	0	0	0	0	0	0	0	0
23:00	0	0	0	0	0	2	0	0	0	0	0	0	0	2
23:15	0	0	0	0	0	0	0	0	0	0	0	0	0	0
23:30	0	0	1	1	1	0	0	0	0	0	0	0	0	3
23:45	0	0	0	0	0	0	0	0	0	0	0	0	0	0
Totals	15	50	104	135	63	20	6							393
% of Totals	4%	13%	26%	34%	16%	5%	2%							100%

AM Volumes	8	27	29	44	26	3	2	0	0	0	0	0	0	139
% AM	2%	7%	7%	11%	7%	1%	1%							35%
AM Peak Hour	09:15	09:30	08:30	10:30	07:00	07:00	07:15							10:00
Volume	3	13	9	15	7	2	1							38
PM Volumes	7	23	75	91	37	17	4	0	0	0	0	0	0	254
% PM	2%	6%	19%	23%	9%	4%	1%							65%
PM Peak Hour	12:00	14:45	13:00	13:45	14:30	18:30	19:00							12:15
Volume	2	7	14	15	7	4	2							34

Directional Peak Periods	AM 7-9			NOON 12-2			PM 4-6			Off Peak Volumes		
All Classes	Volume	⟷	%	Volume	⟷	%	Volume	⟷	%	Volume	⟷	%
	48		12%	62		16%	65		17%	218		55%

Street Name	Direction	Percentiles					
		15th	50th	Average	85th	95th	ADT
S Lamer St	North Bound	19	26	26	32	37	393
S Lamer St	South Bound	19	27	26	34	38	272

Prepared by National Data & Surveying Services

SPEED

S Lamer St Bet. W Oak St & W Alameda Ave

Day: Wednesday
Date: 1/19/2022

City: Burbank
Project #: CA22_020022_010s

South Bound

Time	< 15	15 - 19	20 - 24	25 - 29	30 - 34	35 - 39	40 - 44	45 - 49	50 - 54	55 - 59	60 - 64	65 - 69	70 +	Total
00:00 AM	0	0	0	0	0	0	0	0	0	0	0	0	0	0
00:15	0	0	0	0	0	0	0	0	0	0	0	0	0	0
00:30	0	0	0	0	0	0	0	0	0	0	0	0	0	0
00:45	0	0	1	0	0	0	0	0	0	0	0	0	0	1
01:00	0	0	0	0	0	0	0	0	0	0	0	0	0	0
01:15	0	0	0	0	1	0	0	0	0	0	0	0	0	1
01:30	0	0	0	0	0	0	0	0	0	0	0	0	0	0
01:45	0	0	1	0	0	0	0	0	0	0	0	0	0	1
02:00	0	0	0	0	0	0	0	0	0	0	0	0	0	0
02:15	0	0	0	0	0	0	0	0	0	0	0	0	0	0
02:30	0	0	0	0	0	0	0	0	0	0	0	0	0	0
02:45	0	0	0	0	0	0	0	0	0	0	0	0	0	0
03:00	0	0	0	0	0	0	0	0	0	0	0	0	0	0
03:15	0	0	0	0	0	0	0	0	0	0	0	0	0	0
03:30	0	0	0	0	0	0	0	0	0	0	0	0	0	0
03:45	0	0	0	0	0	0	0	0	0	0	0	0	0	0
04:00	0	0	0	0	0	0	0	0	0	0	0	0	0	0
04:15	0	0	0	0	0	0	0	0	0	0	0	0	0	0
04:30	0	0	0	0	0	0	0	0	0	0	0	0	0	0
04:45	0	0	0	2	0	0	0	0	0	0	0	0	0	2
05:00	0	0	0	0	0	0	0	0	0	0	0	0	0	0
05:15	0	0	1	0	0	0	0	0	0	0	0	0	0	1
05:30	0	0	0	0	1	0	0	0	0	0	0	0	0	1
05:45	0	0	0	0	0	0	0	0	0	0	0	0	0	0
06:00	0	0	0	0	0	0	0	0	0	0	0	0	0	0
06:15	0	0	0	1	0	0	0	0	0	0	0	0	0	1
06:30	0	1	1	0	0	0	0	0	0	0	0	0	0	2
06:45	1	0	0	0	2	0	0	0	0	0	0	0	0	3
07:00	1	0	1	0	3	0	0	0	0	0	0	0	0	5
07:15	1	0	0	0	1	0	0	0	0	0	0	0	0	2
07:30	0	0	3	0	0	1	0	0	0	0	0	0	0	4
07:45	0	0	2	0	3	0	0	0	0	0	0	0	0	5
08:00	0	0	2	3	1	1	0	0	0	0	0	0	0	7
08:15	0	0	0	2	2	0	0	0	0	0	0	0	0	4
08:30	1	0	2	2	2	1	0	0	0	0	0	0	0	8
08:45	0	0	0	1	0	0	0	0	0	0	0	0	0	1
09:00	1	0	2	0	0	0	1	0	0	0	0	0	0	4
09:15	0	0	1	1	0	0	0	0	0	0	0	0	0	2
09:30	1	0	0	0	0	1	0	0	0	0	0	0	0	2
09:45	1	1	1	0	1	0	0	0	0	0	0	0	0	4
10:00	0	0	2	1	0	0	0	0	0	0	0	0	0	3
10:15	0	1	0	0	0	0	0	0	0	0	0	0	0	1
10:30	0	0	1	3	0	0	0	0	0	0	0	0	0	4
10:45	0	1	0	0	1	0	0	0	0	0	0	0	0	2
11:00	0	2	1	6	2	1	0	0	0	0	0	0	0	12
11:15	0	1	1	4	0	2	0	0	0	0	0	0	0	8
11:30	0	2	1	2	1	0	0	0	0	0	0	0	0	6
11:45	1	1	2	1	0	0	0	0	0	0	0	0	0	5
12:00 PM	0	0	3	3	3	0	0	0	0	0	0	0	0	9
12:15	0	0	1	2	0	0	0	0	0	0	0	0	0	3
12:30	1	0	1	3	1	1	0	0	0	0	0	0	0	7
12:45	0	3	2	1	0	1	0	0	0	0	0	0	0	7
13:00	0	1	1	0	3	0	0	0	0	0	0	0	0	5
13:15	2	1	5	0	1	0	0	0	0	0	0	0	0	9
13:30	1	1	1	1	1	0	0	0	0	0	0	0	0	5
13:45	0	1	0	2	1	0	0	0	0	0	0	0	0	4
14:00	1	1	0	1	0	0	0	0	0	0	0	0	0	3
14:15	1	1	0	2	4	1	0	0	0	0	0	0	0	9
14:30	0	2	2	1	1	0	0	0	0	0	0	0	0	6
14:45	1	0	1	0	1	0	0	0	0	0	0	0	0	3
15:00	0	1	0	0	1	1	0	0	0	0	0	0	0	3
15:15	0	1	1	6	3	1	0	0	0	0	0	0	0	12
15:30	0	1	0	1	0	0	0	0	0	0	0	0	0	2
15:45	0	0	1	0	0	0	0	0	0	0	0	0	0	1
16:00	0	1	0	2	2	1	0	0	0	0	0	0	0	6
16:15	1	0	0	1	2	1	0	0	0	0	0	0	0	5
16:30	0	1	1	0	1	2	1	0	0	0	0	0	0	6
16:45	0	1	1	3	0	0	0	0	0	0	0	0	0	5
17:00	0	0	0	1	3	1	0	0	0	0	0	0	0	5
17:15	0	0	0	3	1	1	0	0	0	0	0	0	0	5
17:30	0	0	0	1	0	1	0	0	0	0	0	0	0	2
17:45	0	0	2	2	0	1	0	0	0	0	0	0	0	5
18:00	0	0	0	2	1	0	0	0	0	0	0	0	0	3
18:15	0	0	0	0	1	0	0	0	0	0	0	0	0	1
18:30	0	0	1	3	1	0	0	0	0	0	0	0	0	5
18:45	0	1	2	3	2	0	1	0	0	0	0	0	0	9
19:00	0	0	0	1	0	0	0	0	0	0	0	0	0	1
19:15	0	0	0	0	2	0	0	0	0	0	0	0	0	2
19:30	0	0	1	1	2	1	0	0	0	0	0	0	0	5
19:45	0	0	0	0	0	0	0	0	0	0	0	0	0	0
20:00	0	0	1	0	0	1	0	0	0	0	0	0	0	2
20:15	0	0	2	0	0	0	0	0	0	0	0	0	0	2
20:30	0	0	1	0	0	0	0	0	0	0	0	0	0	1
20:45	0	0	1	0	1	0	0	0	0	0	0	0	0	2
21:00	1	1	0	0	0	1	0	0	0	0	0	0	0	3
21:15	0	0	0	0	0	1	0	0	0	0	0	0	0	1
21:30	0	0	0	1	0	0	0	0	0	0	0	0	0	1
21:45	0	0	0	1	0	0	0	0	0	0	0	0	0	1
22:00	0	0	0	0	0	0	0	0	0	0	0	0	0	0
22:15	0	0	0	0	0	0	0	0	0	0	0	0	0	0
22:30	0	0	0	0	0	0	0	0	0	0	0	0	0	0
22:45	0	0	0	2	0	0	0	0	0	0	0	0	0	2
23:00	0	0	0	0	0	0	0	0	0	0	0	0	0	0
23:15	1	0	1	0	0	0	0	0	0	0	0	0	0	2
23:30	0	0	0	0	0	0	0	0	0	0	0	0	0	0
23:45	0	0	0	0	0	0	0	0	0	0	0	0	0	0
Totals	18	29	59	79	60	24	3							272
% of Totals	7%	11%	22%	29%	22%	9%	1%							100%

AM Volumes	8	10	26	29	21	7	1	0	0	0	0	0	0	102
% AM	3%	4%	10%	11%	8%	3%	0%							38%
AM Peak Hour	06:30	10:45	07:15	10:30	07:45	10:30	08:15							11:00
Volume	3	6	7	13	8	3	1							31
PM Volumes	10	19	33	50	39	17	2	0	0	0	0	0	0	170
% PM	4%	7%	12%	18%	14%	6%	1%							63%
PM Peak Hour	13:15	12:45	12:30	12:00	14:15	15:45	15:45							12:30
Volume	4	6	9	9	7	4	1							28

Directional Peak Periods	AM 7-9			NOON 12-2			PM 4-6			Off Peak Volumes		
All Classes	Volume	⟷	%	Volume	⟷	%	Volume	⟷	%	Volume	⟷	%
	36		13%	49		18%	39		14%	148		54%

Street Name	Direction	Percentiles					
		15th	50th	Average	85th	95th	ADT
S Lamer St	North Bound	19	26	26	32	37	393
S Lamer St	South Bound	19	27	26	34	38	272

Prepared by National Data & Surveying Services

SPEED

S Lamer St Bet. W Oak St & W Alameda Ave

Day: Wednesday
Date: 1/19/2022

City: Burbank
Project #: CA22_020022_010

Summary

Time	< 15	15 - 19	20 - 24	25 - 29	30 - 34	35 - 39	40 - 44	45 - 49	50 - 54	55 - 59	60 - 64	65 - 69	70 +	Total
00:00 AM	0	0	1	0	0	0	0	0	0	0	0	0	0	1
00:15	0	0	0	0	1	0	0	0	0	0	0	0	0	1
00:30	0	0	0	0	0	0	0	0	0	0	0	0	0	0
00:45	0	0	1	1	0	0	0	0	0	0	0	0	0	2
01:00	0	0	0	0	0	0	0	0	0	0	0	0	0	0
01:15	0	0	0	0	1	0	0	0	0	0	0	0	0	1
01:30	0	0	1	0	0	0	0	0	0	0	0	0	0	1
01:45	0	0	2	0	0	0	0	0	0	0	0	0	0	2
02:00	0	0	0	0	0	0	0	0	0	0	0	0	0	0
02:15	0	0	0	0	0	0	0	0	0	0	0	0	0	0
02:30	0	0	0	0	0	0	0	0	0	0	0	0	0	0
02:45	0	0	0	0	0	0	0	0	0	0	0	0	0	0
03:00	0	0	0	0	0	0	0	0	0	0	0	0	0	0
03:15	0	0	0	0	0	0	0	0	0	0	0	0	0	0
03:30	0	0	0	1	0	0	0	0	0	0	0	0	0	1
03:45	0	0	0	0	0	0	0	0	0	0	0	0	0	0
04:00	0	0	0	0	0	0	0	0	0	0	0	0	0	0
04:15	0	0	0	0	0	0	0	0	0	0	0	0	0	0
04:30	0	0	0	1	0	0	0	0	0	0	0	0	0	1
04:45	0	0	0	2	0	0	0	0	0	0	0	0	0	2
05:00	0	0	0	1	0	0	0	0	0	0	0	0	0	1
05:15	0	0	1	0	0	0	0	0	0	0	0	0	0	1
05:30	0	0	0	0	1	0	0	0	0	0	0	0	0	1
05:45	0	0	0	0	0	0	0	0	0	0	0	0	0	0
06:00	0	0	0	0	0	0	0	0	0	0	0	0	0	0
06:15	0	0	0	2	0	0	0	0	0	0	0	0	0	2
06:30	0	1	2	1	0	0	0	0	0	0	0	0	0	4
06:45	1	0	0	0	2	0	0	0	0	0	0	0	0	3
07:00	1	0	3	1	4	0	0	0	0	0	0	0	0	9
07:15	1	0	0	1	3	0	0	0	0	0	0	0	0	5
07:30	0	0	4	5	0	1	0	0	0	0	0	0	0	10
07:45	1	2	4	5	7	2	0	0	0	0	0	0	0	21
08:00	0	1	2	3	2	1	1	0	0	0	0	0	0	10
08:15	0	0	1	5	4	0	0	0	0	0	0	0	0	10
08:30	2	1	4	2	2	1	0	0	0	0	0	0	0	12
08:45	1	2	1	3	0	0	0	0	0	0	0	0	0	7
09:00	1	0	4	1	2	1	1	0	0	0	0	0	0	10
09:15	0	2	5	2	1	0	0	0	0	0	0	0	0	10
09:30	1	1	0	0	0	1	0	0	0	0	0	0	0	3
09:45	2	2	4	1	1	0	0	0	0	0	0	0	0	10
10:00	2	6	3	3	2	0	0	0	0	0	0	0	0	16
10:15	0	6	1	0	1	0	1	0	0	0	0	0	0	9
10:30	0	1	2	6	1	0	0	0	0	0	0	0	0	10
10:45	1	2	2	5	3	0	0	0	0	0	0	0	0	13
11:00	1	5	2	7	3	1	0	0	0	0	0	0	0	19
11:15	0	1	2	10	1	2	0	0	0	0	0	0	0	16
11:30	0	2	1	3	3	0	0	0	0	0	0	0	0	9
11:45	1	2	2	1	2	0	0	0	0	0	0	0	0	8
12:00 PM	1	0	4	4	4	0	1	0	0	0	0	0	0	14
12:15	0	3	3	4	0	1	0	0	0	0	0	0	0	11
12:30	2	2	2	6	3	1	0	0	0	0	0	0	0	16
12:45	0	3	4	6	1	1	0	0	0	0	0	0	0	15
13:00	0	1	6	2	4	1	0	0	0	0	0	0	0	14
13:15	2	1	7	2	1	0	0	0	0	0	0	0	0	13
13:30	1	1	4	4	2	0	0	0	0	0	0	0	0	12
13:45	1	2	4	7	1	1	0	0	0	0	0	0	0	16
14:00	1	1	0	3	1	0	0	0	0	0	0	0	0	6
14:15	1	1	4	6	4	1	0	0	0	0	0	0	0	17
14:30	0	2	3	5	4	2	1	0	0	0	0	0	0	17
14:45	2	1	1	2	1	0	0	0	0	0	0	0	0	7
15:00	0	2	1	1	3	1	0	0	0	0	0	0	0	8
15:15	0	3	2	6	5	1	0	0	0	0	0	0	0	17
15:30	0	4	3	3	0	2	0	0	0	0	0	0	0	12
15:45	0	1	1	4	0	1	0	0	0	0	0	0	0	7
16:00	1	1	3	5	3	1	0	0	0	0	0	0	0	14
16:15	1	1	2	1	4	1	0	0	0	0	0	0	0	10
16:30	0	4	3	8	2	2	1	0	0	0	0	0	0	20
16:45	1	1	1	7	0	0	0	0	0	0	0	0	0	10
17:00	0	0	5	3	4	1	0	0	0	0	0	0	0	13
17:15	0	2	4	4	1	1	0	0	0	0	0	0	0	12
17:30	0	0	4	6	2	2	0	0	0	0	0	0	0	14
17:45	0	1	3	2	2	3	0	0	0	0	0	0	0	11
18:00	0	1	2	6	2	0	0	0	0	0	0	0	0	11
18:15	0	0	5	2	1	0	0	0	0	0	0	0	0	8
18:30	0	0	4	5	3	0	0	0	0	0	0	0	0	12
18:45	0	2	3	8	4	1	1	0	0	0	0	0	0	19
19:00	0	0	3	2	1	1	0	0	0	0	0	0	0	7
19:15	0	0	0	0	3	2	1	0	0	0	0	0	0	6
19:30	0	0	2	2	2	1	0	0	0	0	0	0	0	7
19:45	1	0	2	1	1	0	1	0	0	0	0	0	0	6
20:00	0	0	1	3	0	1	0	0	0	0	0	0	0	5
20:15	0	0	4	2	2	0	0	0	0	0	0	0	0	8
20:30	0	0	2	0	1	0	0	0	0	0	0	0	0	3
20:45	0	0	2	1	1	0	0	0	0	0	0	0	0	4
21:00	1	1	1	0	1	1	0	0	0	0	0	0	0	5
21:15	0	0	0	0	0	1	0	0	0	0	0	0	0	1
21:30	0	0	0	2	0	0	0	0	0	0	0	0	0	2
21:45	0	0	0	1	0	0	0	0	0	0	0	0	0	1
22:00	0	0	0	0	1	0	0	0	0	0	0	0	0	1
22:15	0	0	0	2	0	0	0	0	0	0	0	0	0	2
22:30	0	0	1	0	0	0	0	0	0	0	0	0	0	1
22:45	0	0	0	2	0	0	0	0	0	0	0	0	0	2
23:00	0	0	0	0	0	2	0	0	0	0	0	0	0	2
23:15	1	0	1	0	0	0	0	0	0	0	0	0	0	2
23:30	0	0	1	1	1	0	0	0	0	0	0	0	0	3
23:45	0	0	0	0	0	0	0	0	0	0	0	0	0	0
Totals	33	79	163	214	121	44	5							665
% of Totals	5%	12%	25%	32%	18%	7%	1%							100%

AM Volumes	16	37	55	73	47	10	3	0	0	0	0	0	0	241
% AM	2%	6%	8%	11%	7%	2%	0%							36%
AM Peak Hour	09:15	09:30	08:30	10:30	07:45	07:15	07:15							10:30
Volume	5	15	14	28	15	4	1							58
PM Volumes	17	42	108	141	76	34	0	0	0	0	0	0	0	424
% PM	3%	6%	16%	21%	11%	5%	1%							64%
PM Peak Hour	13:15	14:45	12:45	16:30	14:30	17:00	18:30							12:30
Volume	5	10	21	22	13	7	2							58

Directional Peak Periods	AM 7-9			NOON 12-2			PM 4-6			Off Peak Volumes		
All Classes	Volume	⟷	%	Volume	⟷	%	Volume	⟷	%	Volume	⟷	%
	84	⟷	13%	111	⟷	17%	104	⟷	16%	366	⟷	55%

Street Name	Direction	Percentiles					
		15th	50th	Average	85th	95th	ADT
S Lamer St	Summary	19	26	26	33	37	665

Prepared by National Data & Surveying Services

SPEED

S Lamer St Bet. W Oak St & W Alameda Ave

Day: Wednesday
Date: 1/19/2022

City: Burbank
Project #: CA22_020022_010n

North Bound

Time	< 15	15 - 19	20 - 24	25 - 29	30 - 34	35 - 39	40 - 44	45 - 49	50 - 54	55 - 59	60 - 64	65 - 69	70 +	Total
00:00 AM	0	0	1	1	1	0	0	0	0	0	0	0	0	3
01:00	0	0	2	0	0	0	0	0	0	0	0	0	0	2
02:00	0	0	0	0	0	0	0	0	0	0	0	0	0	0
03:00	0	0	0	1	0	0	0	0	0	0	0	0	0	1
04:00	0	0	0	1	0	0	0	0	0	0	0	0	0	1
05:00	0	0	0	1	0	0	0	0	0	0	0	0	0	1
06:00	0	0	1	2	0	0	0	0	0	0	0	0	0	3
07:00	1	2	5	12	7	2	0	0	0	0	0	0	0	29
08:00	2	4	4	5	3	0	1	0	0	0	0	0	0	19
09:00	1	4	9	3	3	1	0	0	0	0	0	0	0	21
10:00	3	13	5	10	6	0	1	0	0	0	0	0	0	38
11:00	1	4	2	8	6	0	0	0	0	0	0	0	0	21
12:00 PM	2	5	6	11	4	1	1	0	0	0	0	0	0	30
13:00	1	1	14	12	2	2	0	0	0	0	0	0	0	32
14:00	1	1	5	12	4	2	1	0	0	0	0	0	0	26
15:00	0	7	5	7	4	3	0	0	0	0	0	0	0	26
16:00	2	4	7	15	4	0	0	0	0	0	0	0	0	32
17:00	0	3	14	8	5	3	0	0	0	0	0	0	0	33
18:00	0	2	11	13	5	1	0	0	0	0	0	0	0	32
19:00	1	0	6	3	3	3	2	0	0	0	0	0	0	18
20:00	0	0	4	6	3	0	0	0	0	0	0	0	0	13
21:00	0	0	1	1	1	0	0	0	0	0	0	0	0	3
22:00	0	0	1	2	1	0	0	0	0	0	0	0	0	4
23:00	0	0	1	1	1	2	0	0	0	0	0	0	0	5
Totals	15	50	104	135	63	20	6							393
% of Totals	4%	13%	26%	34%	16%	5%	2%							100%

AM Volumes	8	27	29	44	26	3	2	0	0	0	0	0	0	139
% AM	2%	7%	7%	11%	7%	1%	1%							35%
AM Peak Hour	10:00	10:00	09:00	07:00	07:00	07:00	08:00							10:00
Volume	3	13	9	12	7	2	1							38
PM Volumes	7	23	75	91	37	17	4	0	0	0	0	0	0	254
% PM	2%	6%	19%	23%	9%	4%	1%							65%
PM Peak Hour	12:00	15:00	13:00	16:00	17:00	15:00	19:00							17:00
Volume	2	7	14	15	5	3	2							33

Directional Peak Periods	AM 7-9			NOON 12-2			PM 4-6			Off Peak Volumes		
All Speeds	Volume		%	Volume		%	Volume		%	Volume		%
	48	↔	12%	62	↔	16%	65	↔	17%	218	↔	55%

Street Name	Direction	Percentiles					
		15th	50th	Average	85th	95th	ADT
S Lamer St	North Bound	19	26	26	32	37	393
S Lamer St	South Bound	19	27	26	34	38	272

Prepared by National Data & Surveying Services

SPEED

S Lamer St Bet. W Oak St & W Alameda Ave

Day: Wednesday
Date: 1/19/2022

City: Burbank
Project #: CA22_020022_010s

South Bound

Time	< 15	15 - 19	20 - 24	25 - 29	30 - 34	35 - 39	40 - 44	45 - 49	50 - 54	55 - 59	60 - 64	65 - 69	70 +	Total
00:00 AM	0	0	1	0	0	0	0	0	0	0	0	0	0	1
01:00	0	0	1	0	1	0	0	0	0	0	0	0	0	2
02:00	0	0	0	0	0	0	0	0	0	0	0	0	0	0
03:00	0	0	0	0	0	0	0	0	0	0	0	0	0	0
04:00	0	0	0	2	0	0	0	0	0	0	0	0	0	2
05:00	0	0	1	0	1	0	0	0	0	0	0	0	0	2
06:00	1	1	1	1	2	0	0	0	0	0	0	0	0	6
07:00	2	0	6	0	7	1	0	0	0	0	0	0	0	16
08:00	1	0	4	8	5	2	0	0	0	0	0	0	0	20
09:00	3	1	4	1	1	1	1	0	0	0	0	0	0	12
10:00	0	2	3	4	1	0	0	0	0	0	0	0	0	10
11:00	1	6	5	13	3	3	0	0	0	0	0	0	0	31
12:00 PM	1	3	7	9	4	2	0	0	0	0	0	0	0	26
13:00	3	4	7	3	6	0	0	0	0	0	0	0	0	23
14:00	3	4	3	4	6	1	0	0	0	0	0	0	0	21
15:00	0	3	2	7	4	2	0	0	0	0	0	0	0	18
16:00	1	3	2	6	5	4	1	0	0	0	0	0	0	22
17:00	0	0	2	7	4	4	0	0	0	0	0	0	0	17
18:00	0	1	3	8	5	0	1	0	0	0	0	0	0	18
19:00	0	0	1	2	4	1	0	0	0	0	0	0	0	8
20:00	0	0	5	0	1	1	0	0	0	0	0	0	0	7
21:00	1	1	0	2	0	2	0	0	0	0	0	0	0	6
22:00	0	0	0	2	0	0	0	0	0	0	0	0	0	2
23:00	1	0	1	0	0	0	0	0	0	0	0	0	0	2
Totals	18	29	59	79	60	24	3							272
% of Totals	7%	11%	22%	29%	22%	9%	1%							100%

AM Volumes	8	10	26	29	21	7	1	0	0	0	0	0	0	102
% AM	3%	4%	10%	11%	8%	3%	0%							38%
AM Peak Hour	09:00	11:00	07:00	11:00	07:00	11:00	09:00							11:00
Volume	3	6	6	13	7	3	1							31
PM Volumes	10	19	33	50	39	17	2	0	0	0	0	0	0	170
% PM	4%	7%	12%	18%	14%	6%	1%							63%
PM Peak Hour	13:00	13:00	12:00	12:00	13:00	16:00	16:00							12:00
Volume	3	4	7	9	6	4	1							26

Directional Peak Periods	AM 7-9			NOON 12-2			PM 4-6			Off Peak Volumes		
All Speeds	Volume		%	Volume		%	Volume		%	Volume		%
	36	↔	13%	49	↔	18%	39	↔	14%	148	↔	54%

Street Name	Direction	Percentiles					
		15th	50th	Average	85th	95th	ADT
S Lamer St	North Bound	19	26	26	32	37	393
S Lamer St	South Bound	19	27	26	34	38	272

Prepared by National Data & Surveying Services

SPEED

S Lamer St Bet. W Oak St & W Alameda Ave

Day: Wednesday
Date: 1/19/2022

City: Burbank
Project #: CA22_020022_010

Summary

Time	< 15	15 - 19	20 - 24	25 - 29	30 - 34	35 - 39	40 - 44	45 - 49	50 - 54	55 - 59	60 - 64	65 - 69	70 +	Total
00:00 AM	0	0	2	1	1	0	0	0	0	0	0	0	0	4
01:00	0	0	3	0	1	0	0	0	0	0	0	0	0	4
02:00	0	0	0	0	0	0	0	0	0	0	0	0	0	0
03:00	0	0	0	1	0	0	0	0	0	0	0	0	0	1
04:00	0	0	0	3	0	0	0	0	0	0	0	0	0	3
05:00	0	0	1	1	1	0	0	0	0	0	0	0	0	3
06:00	1	1	2	3	2	0	0	0	0	0	0	0	0	9
07:00	3	2	11	12	14	3	0	0	0	0	0	0	0	45
08:00	3	4	8	13	8	2	1	0	0	0	0	0	0	39
09:00	4	5	13	4	4	2	1	0	0	0	0	0	0	33
10:00	3	15	8	14	7	0	1	0	0	0	0	0	0	48
11:00	2	10	7	21	9	3	0	0	0	0	0	0	0	52
12:00 PM	3	8	13	20	8	3	1	0	0	0	0	0	0	56
13:00	4	5	21	15	8	2	0	0	0	0	0	0	0	55
14:00	4	5	8	16	10	3	1	0	0	0	0	0	0	47
15:00	0	10	7	14	8	5	0	0	0	0	0	0	0	44
16:00	3	7	9	21	9	4	1	0	0	0	0	0	0	54
17:00	0	3	16	15	9	7	0	0	0	0	0	0	0	50
18:00	0	3	14	21	10	1	1	0	0	0	0	0	0	50
19:00	1	0	7	5	7	4	2	0	0	0	0	0	0	26
20:00	0	0	9	6	4	1	0	0	0	0	0	0	0	20
21:00	1	1	1	3	1	2	0	0	0	0	0	0	0	9
22:00	0	0	1	4	1	0	0	0	0	0	0	0	0	6
23:00	1	0	2	1	1	2	0	0	0	0	0	0	0	7
Totals	33	79	163	214	123	44	9							665
% of Totals	5%	12%	25%	32%	18%	7%	1%							100%

AM Volumes	16	37	55	73	47	10	3	0	0	0	0	0	0	241
% AM	2%	6%	8%	11%	7%	2%	0%							36%
AM Peak Hour	09:00	10:00	09:00	11:00	07:00	07:00	08:00							11:00
Volume	4	15	13	21	14	3	1							52
PM Volumes	17	42	108	141	76	34	6	0	0	0	0	0	0	424
% PM	3%	6%	16%	21%	11%	5%	1%							64%
PM Peak Hour	13:00	15:00	13:00	16:00	14:00	17:00	19:00							12:00
Volume	4	10	21	21	10	7	2							56

Directional Peak Periods	AM 7-9			NOON 12-2			PM 4-6			Off Peak Volumes		
All Speeds	Volume		%	Volume		%	Volume		%	Volume		%
	84	↔	13%	111	↔	17%	104	↔	16%	366	↔	55%

Street Name	Direction	Percentiles					
		15th	50th	Average	85th	95th	ADT
S Lamer St	Summary	19	26	26	33	37	665

Prepared by NDS/ATD

Prepared by National Data & Surveying Services

VOLUME

S Lamer St Bet. W Oak St & W Alameda Ave

Day: Wednesday
Date: 1/19/2022

City: Burbank
Project #: CA22_020022_010

DAILY TOTALS	NB	SB	EB	WB	Total
	393	272	0	0	665

AM Period	NB		SB		EB	WB	TOTAL		PM Period	NB		SB		EB	WB	TOTAL	
00:00	1		0		0	0	1		12:00	5		9		0	0	14	
00:15	1		0		0	0	1		12:15	8		3		0	0	11	
00:30	0		0		0	0			12:30	9		7		0	0	16	
00:45	1	3	1	1	0	0	2	4	12:45	8	30	7	26	0	0	15	56
01:00	0		0		0	0			13:00	9		5		0	0	14	
01:15	0		1		0	0	1		13:15	4		9		0	0	13	
01:30	1		0		0	0	1		13:30	7		5		0	0	12	
01:45	1	2	1	2	0	0	2	4	13:45	12	32	4	23	0	0	16	55
02:00	0		0		0	0			14:00	3		3		0	0	6	
02:15	0		0		0	0			14:15	8		9		0	0	17	
02:30	0		0		0	0			14:30	11		6		0	0	17	
02:45	0		0		0	0			14:45	4	26	3	21	0	0	7	47
03:00	0		0		0	0			15:00	5		3		0	0	8	
03:15	0		0		0	0			15:15	5		12		0	0	17	
03:30	1		0		0	0	1		15:30	10		2		0	0	12	
03:45	0	1	0		0	0		1	15:45	6	26	1	18	0	0	7	44
04:00	0		0		0	0			16:00	8		6		0	0	14	
04:15	0		0		0	0			16:15	5		5		0	0	10	
04:30	1		0		0	0	1		16:30	14		6		0	0	20	
04:45	0	1	2	2	0	0	2	3	16:45	5	32	5	22	0	0	10	54
05:00	1		0		0	0	1		17:00	8		5		0	0	13	
05:15	0		1		0	0	1		17:15	7		5		0	0	12	
05:30	0		1		0	0	1		17:30	12		2		0	0	14	
05:45	0	1	0	2	0	0		3	17:45	6	33	5	17	0	0	11	50
06:00	0		0		0	0			18:00	8		3		0	0	11	
06:15	1		1		0	0	2		18:15	7		1		0	0	8	
06:30	2		2		0	0	4		18:30	7		5		0	0	12	
06:45	0	3	3	6	0	0	3	9	18:45	10	32	9	18	0	0	19	50
07:00	4		5		0	0	9		19:00	6		1		0	0	7	
07:15	3		2		0	0	5		19:15	4		2		0	0	6	
07:30	6		4		0	0	10		19:30	2		5		0	0	7	
07:45	16	29	5	16	0	0	21	45	19:45	6	18	0	8	0	0	6	26
08:00	3		7		0	0	10		20:00	3		2		0	0	5	
08:15	6		4		0	0	10		20:15	6		2		0	0	8	
08:30	4		8		0	0	12		20:30	2		1		0	0	3	
08:45	6	19	1	20	0	0	7	39	20:45	2	13	2	7	0	0	4	20
09:00	6		4		0	0	10		21:00	2		3		0	0	5	
09:15	8		2		0	0	10		21:15	0		1		0	0	1	
09:30	1		2		0	0	3		21:30	1		1		0	0	2	
09:45	6	21	4	12	0	0	10	33	21:45	0	3	1	6	0	0	1	9
10:00	13		3		0	0	16		22:00	1		0		0	0	1	
10:15	8		1		0	0	9		22:15	2		0		0	0	2	
10:30	6		4		0	0	10		22:30	1		0		0	0	1	
10:45	11	38	2	10	0	0	13	48	22:45	0	4	2	2	0	0	2	6
11:00	7		12		0	0	19		23:00	2		0		0	0	2	
11:15	8		8		0	0	16		23:15	0		2		0	0	2	
11:30	3		6		0	0	9		23:30	3		0		0	0	3	
11:45	3	21	5	31	0	0	8	52	23:45	0	5	0	2	0	0		7
TOTALS		139		102				241	TOTALS		254		170				424
SPLIT %		57.7%		42.3%				36.2%	SPLIT %		59.9%		40.1%				63.8%

DAILY TOTALS	NB	SB	EB	WB	Total
	393	272	0	0	665

AM Peak Hour	10:00	11:00			10:30	PM Peak Hour	12:15	12:30			12:30
AM Pk Volume	38	31			58	PM Pk Volume	34	28			58
Pk Hr Factor	0.731	0.646			0.763	Pk Hr Factor	0.944	0.778			0.906
7 - 9 Volume	48	36	0	0	84	4 - 6 Volume	65	39	0	0	104
7 - 9 Peak Hour	07:30	07:45			07:45	4 - 6 Peak Hour	16:30	16:00			16:30
7 - 9 Pk Volume	31	24	0	0	53	4 - 6 Pk Volume	34	22	0	0	55
Pk Hr Factor	0.484	0.750	0.000	0.000	0.631	Pk Hr Factor	0.607	0.917	0.000	0.000	0.688

Prepared by NDS/ATD

Project #: CA22_020022_010 **City:** Burbank

Location: S Lamer St Bet. W Oak St & W Alameda Ave **Date:** 1/19/2022

Prepared by National Data & Surveying Services

SPEED

S Lamer St Bet. W Oak St & W Alameda Ave

Day: Thursday
Date: 1/20/2022

City: Burbank
Project #: CA22_020022_010n

North Bound

Time	< 15	15 - 19	20 - 24	25 - 29	30 - 34	35 - 39	40 - 44	45 - 49	50 - 54	55 - 59	60 - 64	65 - 69	70 +	Total
00:00 AM	0	0	0	0	0	0	0	0	0	0	0	0	0	0
00:15	0	0	0	0	0	0	0	0	0	0	0	0	0	0
00:30	0	0	0	0	0	0	0	0	0	0	0	0	0	0
00:45	0	1	0	0	0	0	0	0	0	0	0	0	0	1
01:00	0	0	0	0	0	0	0	0	0	0	0	0	0	0
01:15	0	0	0	0	1	1	0	0	0	0	0	0	0	2
01:30	0	0	0	0	0	0	0	0	0	0	0	0	0	0
01:45	0	0	0	0	0	0	0	0	0	0	0	0	0	0
02:00	0	0	0	0	0	0	0	0	0	0	0	0	0	0
02:15	0	0	0	0	0	0	0	0	0	0	0	0	0	0
02:30	0	0	0	0	0	0	0	0	0	0	0	0	0	0
02:45	0	0	0	0	0	0	0	0	0	0	0	0	0	0
03:00	0	0	0	0	0	0	0	0	0	0	0	0	0	0
03:15	0	0	0	0	0	0	0	0	0	0	0	0	0	0
03:30	0	0	0	0	0	0	0	0	0	0	0	0	0	0
03:45	0	0	0	0	0	0	0	0	0	0	0	0	0	0
04:00	0	0	0	0	0	0	0	0	0	0	0	0	0	0
04:15	0	0	0	0	0	0	0	0	0	0	0	0	0	0
04:30	0	0	0	0	0	0	0	0	0	0	0	0	0	0
04:45	0	0	0	0	0	0	0	0	0	0	0	0	0	0
05:00	0	0	0	0	0	0	0	0	0	0	0	0	0	0
05:15	0	0	0	0	0	0	0	0	0	0	0	0	0	0
05:30	0	0	1	0	0	0	0	0	0	0	0	0	0	1
05:45	0	0	0	0	0	0	0	0	0	0	0	0	0	0
06:00	0	0	0	1	0	0	0	0	0	0	0	0	0	1
06:15	0	0	1	0	0	0	0	0	0	0	0	0	0	1
06:30	0	0	0	0	0	0	0	0	0	0	0	0	0	0
06:45	0	0	0	1	0	0	0	0	0	0	0	0	0	1
07:00	0	1	1	0	1	0	0	0	0	0	0	0	0	3
07:15	0	0	0	1	1	0	0	0	0	0	0	0	0	2
07:30	1	2	0	4	0	0	0	0	0	0	0	0	0	7
07:45	1	1	5	4	1	0	0	0	0	0	0	0	0	12
08:00	0	1	2	3	1	0	0	0	0	0	0	0	0	7
08:15	0	3	1	1	2	0	0	0	0	0	0	0	0	7
08:30	0	0	1	1	0	0	0	0	0	0	0	0	0	2
08:45	0	0	2	3	1	0	0	0	0	0	0	0	0	6
09:00	0	0	0	0	1	1	0	0	0	0	0	0	0	2
09:15	1	0	2	0	1	0	0	0	0	0	0	0	0	4
09:30	1	0	2	2	0	0	0	0	0	0	0	0	0	5
09:45	1	1	0	2	1	1	0	0	0	0	0	0	0	6
10:00	0	0	0	0	2	0	0	0	0	0	0	0	0	2
10:15	2	0	1	2	1	0	1	0	0	0	0	0	0	7
10:30	0	2	1	3	1	0	0	0	0	0	0	0	0	7
10:45	2	1	1	1	1	0	0	0	0	0	0	0	0	6
11:00	0	0	2	0	0	0	0	0	0	0	0	0	0	2
11:15	0	0	2	3	1	1	0	0	0	0	0	0	0	7
11:30	0	1	2	3	3	0	0	0	0	0	0	0	0	9
11:45	1	1	1	2	1	0	0	0	0	0	0	0	0	6
12:00 PM	0	0	2	0	0	0	0	0	0	0	0	0	0	2
12:15	0	0	5	1	0	0	0	0	0	0	0	0	0	6
12:30	0	2	0	3	2	0	1	0	0	0	0	0	0	8
12:45	0	0	2	3	2	0	0	0	0	0	0	0	0	7
13:00	0	1	0	1	2	0	0	0	0	0	0	0	0	4
13:15	1	0	3	5	1	0	0	0	0	0	0	0	0	10
13:30	0	0	0	1	1	0	0	0	0	0	0	0	0	2
13:45	0	0	4	2	1	1	0	0	0	0	0	0	0	8
14:00	0	0	1	2	3	1	0	0	0	0	0	0	0	7
14:15	2	1	5	1	1	0	0	0	0	0	0	0	0	10
14:30	1	1	1	1	2	0	0	0	0	0	0	0	0	6
14:45	2	2	6	1	1	2	0	0	0	0	0	0	0	14
15:00	0	3	0	3	2	0	0	0	0	0	0	0	0	8
15:15	0	0	5	1	2	0	0	0	0	0	0	0	0	8
15:30	0	0	2	3	3	0	0	0	0	0	0	0	0	8
15:45	1	1	2	4	3	0	0	0	0	0	0	0	0	11
16:00	0	1	1	3	0	0	0	0	0	0	0	0	0	5
16:15	0	2	5	4	1	0	0	0	0	0	0	0	0	12
16:30	1	0	3	1	1	1	0	0	0	0	0	0	0	7
16:45	0	1	1	3	0	0	0	0	0	0	0	0	0	5
17:00	0	2	1	1	1	0	0	0	0	0	0	0	0	5
17:15	0	1	3	0	1	0	0	0	0	0	0	0	0	5
17:30	0	0	1	4	3	0	0	0	0	0	0	0	0	8
17:45	0	0	1	6	2	0	0	0	0	0	0	0	0	9
18:00	0	0	2	2	1	1	0	0	0	0	0	0	0	6
18:15	0	0	2	3	0	0	0	0	0	0	0	0	0	5
18:30	0	0	1	0	2	0	0	0	0	0	0	0	0	3
18:45	0	0	0	2	2	0	0	0	0	0	0	0	0	4
19:00	0	1	2	1	0	0	0	0	0	0	0	0	0	4
19:15	0	1	0	0	2	0	0	0	0	0	0	0	0	3
19:30	0	0	0	4	0	0	0	0	0	0	0	0	0	4
19:45	0	0	0	2	2	2	0	0	0	0	0	0	0	6
20:00	0	2	1	0	1	1	0	0	0	0	0	0	0	5
20:15	0	0	2	0	1	0	0	0	0	0	0	0	0	3
20:30	0	0	0	1	1	0	0	0	0	0	0	0	0	2
20:45	0	1	0	0	1	1	0	0	0	0	0	0	0	3
21:00	0	0	1	3	0	0	0	0	0	0	0	0	0	4
21:15	0	0	0	0	0	0	0	0	0	0	0	0	0	0
21:30	0	0	1	0	0	0	0	0	0	0	0	0	0	1
21:45	0	0	0	0	1	0	0	0	0	0	0	0	0	1
22:00	0	0	1	1	0	0	0	0	0	0	0	0	0	2
22:15	0	1	0	0	0	0	0	0	0	0	0	0	0	1
22:30	0	0	1	0	0	0	0	0	0	0	0	0	0	1
22:45	0	0	0	1	0	1	0	0	0	0	0	0	0	2
23:00	0	0	0	0	1	0	0	0	0	0	0	0	0	1
23:15	0	0	0	0	0	0	0	0	0	0	0	0	0	0
23:30	0	0	0	0	0	0	0	0	0	0	0	0	0	0
23:45	0	0	0	0	0	1	0	0	0	0	0	0	0	1
Totals	**18**	**39**	**96**	**111**	**71**	**16**	**2**							**353**
% of Totals	5%	11%	27%	31%	20%	5%	1%							100%

AM Volumes	10	15	28	37	21	4	1	0	0	0	0	0	0	116
% AM	3%	4%	8%	10%	6%	1%	0%							33%
AM Peak Hour	09:30	07:30	11:30	07:15	09:45	09:00	09:30							07:30
Volume	4	7	10	12	5	2	1							33
PM Volumes	8	24	68	74	50	12	1	0	0	0	0	0	0	237
% PM	2%	7%	19%	21%	14%	3%	0%							67%
PM Peak Hour	14:00	14:15	14:00	17:30	15:00	14:00	12:00							14:15
Volume	5	7	13	15	10	3	1							38

Directional Peak Periods	AM 7-9			NOON 12-2			PM 4-6			Off Peak Volumes		
All Classes	Volume	⟷	%	Volume	⟷	%	Volume	⟷	%	Volume	⟷	%
	46		13%	47		13%	56		16%	204		58%

Street Name	Direction	Percentiles					
		15th	50th	Average	85th	95th	ADT
S Lamer St	North Bound	19	26	26	33	35	353
S Lamer St	South Bound	20	27	27	35	39	294

Prepared by National Data & Surveying Services

SPEED

S Lamer St Bet. W Oak St & W Alameda Ave

Day: Thursday
Date: 1/20/2022

City: Burbank
Project #: CA22_020022_010s

South Bound

Time	< 15	15 - 19	20 - 24	25 - 29	30 - 34	35 - 39	40 - 44	45 - 49	50 - 54	55 - 59	60 - 64	65 - 69	70 +	Total
00:00 AM	0	0	0	0	0	0	0	0	0	0	0	0	0	0
00:15	0	0	0	0	0	1	0	0	0	0	0	0	0	1
00:30	0	0	0	0	0	0	0	0	0	0	0	0	0	0
00:45	0	0	0	0	0	0	0	0	0	0	0	0	0	0
01:00	1	0	0	0	0	0	0	0	0	0	0	0	0	1
01:15	0	0	0	0	0	0	0	0	0	0	0	0	0	0
01:30	0	0	0	0	0	0	0	0	0	0	0	0	0	0
01:45	0	0	0	0	0	0	0	0	0	0	0	0	0	0
02:00	0	0	0	0	0	0	0	0	0	0	0	0	0	0
02:15	0	0	0	0	0	0	0	0	0	0	0	0	0	0
02:30	0	0	0	0	0	0	0	0	0	0	0	0	0	0
02:45	0	0	0	0	0	0	0	0	0	0	0	0	0	0
03:00	0	0	0	0	0	0	0	0	0	0	0	0	0	0
03:15	0	0	0	0	0	0	0	0	0	0	0	0	0	0
03:30	0	0	0	0	0	0	0	0	0	0	0	0	0	0
03:45	0	0	0	0	0	0	0	0	0	0	0	0	0	0
04:00	0	0	0	0	0	0	0	0	0	0	0	0	0	0
04:15	0	0	0	0	0	0	0	0	0	0	0	0	0	0
04:30	0	0	0	1	0	0	0	0	0	0	0	0	0	1
04:45	0	0	0	0	1	0	0	0	0	0	0	0	0	1
05:00	0	1	0	0	0	0	0	0	0	0	0	0	0	1
05:15	0	0	0	0	1	0	0	0	0	0	0	0	0	1
05:30	0	1	0	0	0	0	0	0	0	0	0	0	0	1
05:45	0	0	0	0	0	0	0	0	0	0	0	0	0	0
06:00	0	0	2	0	0	0	0	0	0	0	0	0	0	2
06:15	1	0	0	0	0	0	0	0	0	0	0	0	0	1
06:30	0	0	0	0	0	0	0	0	0	0	0	0	0	0
06:45	0	0	1	1	1	1	0	0	0	0	0	0	0	4
07:00	2	0	3	0	0	0	0	0	0	0	0	0	0	5
07:15	0	1	0	0	2	0	0	0	0	0	0	0	0	3
07:30	0	0	2	1	2	0	0	0	0	0	0	0	0	5
07:45	0	2	1	4	0	0	1	0	0	0	0	0	0	8
08:00	0	1	4	3	3	1	0	0	0	0	0	0	0	12
08:15	1	1	2	2	0	1	1	0	0	0	0	0	0	8
08:30	0	0	3	3	1	0	0	0	0	0	0	0	0	7
08:45	0	1	2	0	0	1	0	0	0	0	0	0	0	4
09:00	0	0	0	0	1	0	0	0	0	0	0	0	0	1
09:15	1	1	2	0	0	0	0	0	0	0	0	0	0	4
09:30	1	0	0	0	0	1	0	0	0	0	0	0	0	2
09:45	0	0	2	1	1	0	0	0	0	0	0	0	0	4
10:00	1	0	3	0	0	0	0	0	0	0	0	0	0	4
10:15	0	0	0	0	0	0	0	0	0	0	0	0	0	0
10:30	0	1	1	2	0	0	1	0	0	0	0	0	0	5
10:45	1	0	4	4	0	0	0	0	0	0	0	0	0	9
11:00	0	0	1	1	0	0	0	0	0	0	0	0	0	2
11:15	0	1	0	0	1	0	0	0	0	0	0	0	0	2
11:30	1	1	1	2	0	0	0	0	0	0	0	0	0	5
11:45	0	0	0	1	3	1	0	0	0	0	0	0	0	5
12:00 PM	0	1	1	2	2	1	1	0	0	0	0	0	0	8
12:15	0	2	0	2	1	0	0	0	0	0	0	0	0	5
12:30	0	0	1	2	2	1	0	0	0	0	0	0	0	6
12:45	2	0	1	3	0	1	1	0	0	0	0	0	0	8
13:00	0	1	2	2	1	2	0	0	0	0	0	0	0	8
13:15	0	1	1	2	0	0	1	0	0	0	0	0	0	5
13:30	0	0	1	2	4	0	1	0	0	0	0	0	0	8
13:45	0	1	0	1	0	2	0	0	0	0	0	0	0	4
14:00	0	0	2	1	1	0	0	0	0	0	0	0	0	4
14:15	0	1	2	1	1	0	0	0	0	0	0	0	0	5
14:30	0	0	1	1	3	0	0	0	0	0	0	0	0	5
14:45	1	0	0	1	0	1	2	0	0	0	0	0	0	5
15:00	0	0	0	1	2	2	0	0	0	0	0	0	0	5
15:15	0	2	0	4	6	1	0	0	0	0	0	0	0	13
15:30	0	0	0	1	3	0	0	0	0	0	0	0	0	4
15:45	0	0	1	3	2	1	0	0	0	0	0	0	0	7
16:00	0	0	0	0	0	1	0	0	0	0	0	0	0	1
16:15	0	0	1	2	0	0	0	0	0	0	0	0	0	3
16:30	0	0	0	0	2	1	0	0	0	0	0	0	0	3
16:45	0	0	4	1	1	0	0	0	0	0	0	0	0	6
17:00	0	0	3	5	0	1	1	0	0	0	0	0	0	10
17:15	0	0	4	0	0	0	0	0	0	0	0	0	0	4
17:30	1	0	0	3	3	1	0	0	0	0	0	0	0	8
17:45	0	0	2	2	0	2	0	0	0	0	0	0	0	6
18:00	0	0	0	3	0	0	0	0	0	0	0	0	0	3
18:15	0	0	1	2	1	0	0	0	0	0	0	0	0	4
18:30	0	0	0	0	0	0	0	0	0	0	0	0	0	0
18:45	0	1	1	0	0	1	0	0	0	0	0	0	0	3
19:00	0	1	0	0	0	1	0	0	0	0	0	0	0	2
19:15	0	0	0	1	1	0	0	0	0	0	0	0	0	2
19:30	0	0	1	2	0	0	0	0	0	0	0	0	0	3
19:45	0	1	0	1	0	0	0	0	0	0	0	0	0	2
20:00	1	0	0	1	0	2	0	0	0	0	0	0	0	4
20:15	1	0	2	1	2	0	0	0	0	0	0	0	0	6
20:30	0	0	0	0	1	0	0	0	0	0	0	0	0	1
20:45	0	0	0	0	0	0	0	0	0	0	0	0	0	0
21:00	0	1	0	0	0	0	0	0	0	0	0	0	0	1
21:15	0	0	0	0	0	0	0	0	0	0	0	0	0	0
21:30	0	0	1	0	0	0	0	0	0	0	0	0	0	1
21:45	0	0	0	0	0	1	0	0	0	0	0	0	0	1
22:00	0	0	1	1	0	1	1	0	0	0	0	0	0	4
22:15	0	0	0	0	1	0	0	0	0	0	0	0	0	1
22:30	0	0	0	1	0	0	0	0	0	0	0	0	0	1
22:45	0	0	1	0	0	0	0	0	0	0	0	0	0	1
23:00	1	0	0	0	0	0	0	0	0	0	0	0	0	1
23:15	0	0	0	0	0	0	0	0	0	0	0	0	0	0
23:30	0	0	0	2	1	0	0	0	0	0	0	0	0	3
23:45	0	0	0	0	0	0	0	0	0	0	0	0	0	0
Totals	**17**	**25**	**69**	**83**	**58**	**31**	**11**							**294**
% of Totals	6%	9%	23%	28%	20%	11%	4%							100%

AM Volumes	10	12	34	26	17	7	3	0	0	0	0	0	0	109
% AM	3%	4%	12%	9%	6%	2%	1%							37%
AM Peak Hour	06:15	07:15	08:00	07:45	11:45	08:00	07:30							07:45
Volume	3	4	11	12	8	3	2							35
PM Volumes	7	13	35	57	41	24	8	0	0	0	0	0	0	185
% PM	2%	4%	12%	19%	14%	8%	3%							63%
PM Peak Hour	12:00	12:00	16:30	17:00	15:00	12:15	12:45							12:45
Volume	2	3	11	10	13	4	3							29

Directional Peak Periods	AM 7-9			NOON 12-2			PM 4-6			Off Peak Volumes		
All Classes	Volume	⟷	%	Volume	⟷	%	Volume	⟷	%	Volume	⟷	%
	52	⟷	18%	52	⟷	18%	41	⟷	14%	149	⟷	51%

Street Name	Direction	Percentiles					
		15th	50th	Average	85th	95th	ADT
S Lamer St	North Bound	19	26	26	33	35	353
S Lamer St	South Bound	20	27	27	35	39	294

Prepared by National Data & Surveying Services

SPEED

S Lamer St Bet. W Oak St & W Alameda Ave

Day: Thursday
Date: 1/20/2022

City: Burbank
Project #: CA22_020022_010

Summary

Time	< 15	15 - 19	20 - 24	25 - 29	30 - 34	35 - 39	40 - 44	45 - 49	50 - 54	55 - 59	60 - 64	65 - 69	70 +	Total
00:00 AM	0	0	0	0	0	0	0	0	0	0	0	0	0	0
00:15	0	0	0	0	0	1	0	0	0	0	0	0	0	1
00:30	0	0	0	0	0	0	0	0	0	0	0	0	0	0
00:45	0	1	0	0	0	0	0	0	0	0	0	0	0	1
01:00	1	0	0	0	0	0	0	0	0	0	0	0	0	1
01:15	0	0	0	0	1	1	0	0	0	0	0	0	0	2
01:30	0	0	0	0	0	0	0	0	0	0	0	0	0	0
01:45	0	0	0	0	0	0	0	0	0	0	0	0	0	0
02:00	0	0	0	0	0	0	0	0	0	0	0	0	0	0
02:15	0	0	0	0	0	0	0	0	0	0	0	0	0	0
02:30	0	0	0	0	0	0	0	0	0	0	0	0	0	0
02:45	0	0	0	0	0	0	0	0	0	0	0	0	0	0
03:00	0	0	0	0	0	0	0	0	0	0	0	0	0	0
03:15	0	0	0	0	0	0	0	0	0	0	0	0	0	0
03:30	0	0	0	0	0	0	0	0	0	0	0	0	0	0
03:45	0	0	0	0	0	0	0	0	0	0	0	0	0	0
04:00	0	0	0	0	0	0	0	0	0	0	0	0	0	0
04:15	0	0	0	0	0	0	0	0	0	0	0	0	0	0
04:30	0	0	0	1	0	0	0	0	0	0	0	0	0	1
04:45	0	0	0	0	1	0	0	0	0	0	0	0	0	1
05:00	0	1	0	0	0	0	0	0	0	0	0	0	0	1
05:15	0	0	0	0	1	0	0	0	0	0	0	0	0	1
05:30	0	1	1	0	0	0	0	0	0	0	0	0	0	2
05:45	0	0	0	0	0	0	0	0	0	0	0	0	0	0
06:00	0	0	2	1	0	0	0	0	0	0	0	0	0	3
06:15	1	0	1	0	0	0	0	0	0	0	0	0	0	2
06:30	0	0	0	0	0	0	0	0	0	0	0	0	0	0
06:45	0	0	1	2	1	1	0	0	0	0	0	0	0	5
07:00	2	1	4	0	1	0	0	0	0	0	0	0	0	8
07:15	0	1	0	1	3	0	0	0	0	0	0	0	0	5
07:30	1	2	2	5	2	0	0	0	0	0	0	0	0	12
07:45	1	3	6	8	1	0	1	0	0	0	0	0	0	20
08:00	0	2	6	6	4	1	0	0	0	0	0	0	0	19
08:15	1	4	3	3	2	1	1	0	0	0	0	0	0	15
08:30	0	0	4	4	1	0	0	0	0	0	0	0	0	9
08:45	0	1	4	3	1	1	0	0	0	0	0	0	0	10
09:00	0	0	0	0	2	1	0	0	0	0	0	0	0	3
09:15	2	1	4	0	1	0	0	0	0	0	0	0	0	8
09:30	2	0	2	2	0	1	0	0	0	0	0	0	0	7
09:45	1	1	2	3	2	1	0	0	0	0	0	0	0	10
10:00	1	0	3	0	2	0	0	0	0	0	0	0	0	6
10:15	2	0	1	2	1	0	1	0	0	0	0	0	0	7
10:30	0	3	2	5	1	0	1	0	0	0	0	0	0	12
10:45	3	1	5	5	1	0	0	0	0	0	0	0	0	15
11:00	0	0	3	1	0	0	0	0	0	0	0	0	0	4
11:15	0	1	2	3	2	1	0	0	0	0	0	0	0	9
11:30	1	2	3	5	3	0	0	0	0	0	0	0	0	14
11:45	1	1	1	3	4	1	0	0	0	0	0	0	0	11
12:00 PM	0	1	3	2	2	1	1	0	0	0	0	0	0	10
12:15	0	2	5	3	1	0	0	0	0	0	0	0	0	11
12:30	0	2	1	5	4	1	1	0	0	0	0	0	0	14
12:45	2	0	3	6	2	1	1	0	0	0	0	0	0	15
13:00	0	2	2	3	3	2	0	0	0	0	0	0	0	12
13:15	1	1	4	7	1	0	1	0	0	0	0	0	0	15
13:30	0	0	1	3	5	0	1	0	0	0	0	0	0	10
13:45	0	1	4	3	1	3	0	0	0	0	0	0	0	12
14:00	0	0	3	3	4	1	0	0	0	0	0	0	0	11
14:15	2	2	7	2	2	0	0	0	0	0	0	0	0	15
14:30	1	1	2	2	5	0	0	0	0	0	0	0	0	11
14:45	3	2	6	2	1	3	2	0	0	0	0	0	0	19
15:00	0	3	0	4	4	2	0	0	0	0	0	0	0	13
15:15	0	2	5	5	8	1	0	0	0	0	0	0	0	21
15:30	0	0	2	4	6	0	0	0	0	0	0	0	0	12
15:45	1	1	3	7	5	1	0	0	0	0	0	0	0	18
16:00	0	1	1	3	0	1	0	0	0	0	0	0	0	6
16:15	0	2	6	6	1	0	0	0	0	0	0	0	0	15
16:30	1	0	3	1	3	2	0	0	0	0	0	0	0	10
16:45	0	1	5	4	1	0	0	0	0	0	0	0	0	11
17:00	0	2	4	6	1	1	1	0	0	0	0	0	0	15
17:15	0	1	7	0	1	0	0	0	0	0	0	0	0	9
17:30	1	0	1	7	6	1	0	0	0	0	0	0	0	16
17:45	0	0	3	8	2	2	0	0	0	0	0	0	0	15
18:00	0	0	2	5	1	1	0	0	0	0	0	0	0	9
18:15	0	0	3	5	1	0	0	0	0	0	0	0	0	9
18:30	0	0	1	0	2	0	0	0	0	0	0	0	0	3
18:45	0	1	1	2	2	1	0	0	0	0	0	0	0	7
19:00	0	2	2	1	0	1	0	0	0	0	0	0	0	6
19:15	0	1	0	1	3	0	0	0	0	0	0	0	0	5
19:30	0	0	1	6	0	0	0	0	0	0	0	0	0	7
19:45	0	1	0	3	2	2	0	0	0	0	0	0	0	8
20:00	1	2	1	1	1	3	0	0	0	0	0	0	0	9
20:15	1	0	4	1	3	0	0	0	0	0	0	0	0	9
20:30	0	0	0	1	2	0	0	0	0	0	0	0	0	3
20:45	0	1	0	0	1	1	0	0	0	0	0	0	0	3
21:00	0	1	1	3	0	0	0	0	0	0	0	0	0	5
21:15	0	0	0	0	0	0	0	0	0	0	0	0	0	0
21:30	0	0	2	0	0	0	0	0	0	0	0	0	0	2
21:45	0	0	0	0	1	1	0	0	0	0	0	0	0	2
22:00	0	0	2	2	0	1	1	0	0	0	0	0	0	6
22:15	0	1	0	0	1	0	0	0	0	0	0	0	0	2
22:30	0	0	1	1	0	0	0	0	0	0	0	0	0	2
22:45	0	0	1	1	0	1	0	0	0	0	0	0	0	3
23:00	1	0	0	0	1	0	0	0	0	0	0	0	0	2
23:15	0	0	0	0	0	0	0	0	0	0	0	0	0	0
23:30	0	0	0	2	1	0	0	0	0	0	0	0	0	3
23:45	0	0	0	0	0	1	0	0	0	0	0	0	0	1
Totals	35	64	165	194	129	47	13							647
% of Totals	5%	10%	26%	30%	20%	7%	2%							100%

AM Volumes	20	27	62	63	38	11	4	0	0	0	0	0	0	225
% AM	3%	4%	10%	10%	6%	2%	1%							35%
AM Peak Hour	09:15	07:30	07:45	07:30	11:15	08:00	07:30							07:30
Volume	6	11	19	22	11	3	2							66
PM Volumes	15	37	103	131	91	36	9	0	0	0	0	0	0	422
% PM	2%	6%	16%	20%	14%	6%	1%							65%
PM Peak Hour	14:00	14:15	16:30	17:30	15:00	14:30	12:00							14:45
Volume	6	8	19	25	23	6	3							65

Directional Peak Periods	AM 7-9			NOON 12-2			PM 4-6			Off Peak Volumes		
All Classes	Volume	⟷	%	Volume	⟷	%	Volume	⟷	%	Volume	⟷	%
	98		15%	99		15%	97		15%	353		55%

Street Name	Direction	Percentiles					
		15th	50th	Average	85th	95th	ADT
S Lamer St	Summary	20	27	26	34	38	647

Prepared by National Data & Surveying Services

SPEED

S Lamer St Bet. W Oak St & W Alameda Ave

Day: Thursday
Date: 1/20/2022

City: Burbank
Project #: CA22_020022_010n

North Bound

Time	< 15	15 - 19	20 - 24	25 - 29	30 - 34	35 - 39	40 - 44	45 - 49	50 - 54	55 - 59	60 - 64	65 - 69	70 +	Total
00:00 AM	0	1	0	0	0	0	0	0	0	0	0	0	0	1
01:00	0	0	0	0	1	1	0	0	0	0	0	0	0	2
02:00	0	0	0	0	0	0	0	0	0	0	0	0	0	0
03:00	0	0	0	0	0	0	0	0	0	0	0	0	0	0
04:00	0	0	0	0	0	0	0	0	0	0	0	0	0	0
05:00	0	0	1	0	0	0	0	0	0	0	0	0	0	1
06:00	0	0	1	2	0	0	0	0	0	0	0	0	0	3
07:00	2	4	6	9	3	0	0	0	0	0	0	0	0	24
08:00	0	4	6	8	4	0	0	0	0	0	0	0	0	22
09:00	3	1	4	4	3	2	0	0	0	0	0	0	0	17
10:00	4	3	3	6	5	0	1	0	0	0	0	0	0	22
11:00	1	2	7	8	5	1	0	0	0	0	0	0	0	24
12:00 PM	0	2	9	7	4	0	1	0	0	0	0	0	0	23
13:00	1	1	7	9	5	1	0	0	0	0	0	0	0	24
14:00	5	4	13	5	7	3	0	0	0	0	0	0	0	37
15:00	1	4	9	11	10	0	0	0	0	0	0	0	0	35
16:00	1	4	10	11	2	1	0	0	0	0	0	0	0	29
17:00	0	3	6	11	7	0	0	0	0	0	0	0	0	27
18:00	0	0	5	7	5	1	0	0	0	0	0	0	0	18
19:00	0	2	2	7	4	2	0	0	0	0	0	0	0	17
20:00	0	3	3	1	4	2	0	0	0	0	0	0	0	13
21:00	0	0	2	3	1	0	0	0	0	0	0	0	0	6
22:00	0	1	2	2	0	1	0	0	0	0	0	0	0	6
23:00	0	0	0	0	1	1	0	0	0	0	0	0	0	2
Totals	18	39	96	111	71	16	2							353
% of Totals	5%	11%	27%	31%	20%	5%	1%							100%

AM Volumes	10	15	28	37	21	4	1	0	0	0	0	0	0	116
% AM	3%	4%	8%	10%	6%	1%	0%							33%
AM Peak Hour	10:00	07:00	11:00	07:00	10:00	09:00	10:00							07:00
Volume	4	4	7	9	5	2	1							24
PM Volumes	8	24	68	74	50	12	1	0	0	0	0	0	0	237
% PM	2%	7%	19%	21%	14%	3%	0%							67%
PM Peak Hour	14:00	14:00	14:00	15:00	15:00	14:00	12:00							14:00
Volume	5	4	13	11	10	3	1							37

Directional Peak Periods	AM 7-9			NOON 12-2			PM 4-6			Off Peak Volumes		
All Speeds	Volume		%	Volume		%	Volume		%	Volume		%
	46	↔	13%	47	↔	13%	56	↔	16%	204	↔	58%

Street Name	Direction	Percentiles					
		15th	50th	Average	85th	95th	ADT
S Lamer St	North Bound	19	26	26	33	35	353
S Lamer St	South Bound	20	27	27	35	39	294

Prepared by National Data & Surveying Services

SPEED

S Lamer St Bet. W Oak St & W Alameda Ave

Day: Thursday
Date: 1/20/2022

City: Burbank
Project #: CA22_020022_010s

South Bound

Time	< 15	15 - 19	20 - 24	25 - 29	30 - 34	35 - 39	40 - 44	45 - 49	50 - 54	55 - 59	60 - 64	65 - 69	70 +	Total
00:00 AM	0	0	0	0	0	1	0	0	0	0	0	0	0	1
01:00	1	0	0	0	0	0	0	0	0	0	0	0	0	1
02:00	0	0	0	0	0	0	0	0	0	0	0	0	0	0
03:00	0	0	0	0	0	0	0	0	0	0	0	0	0	0
04:00	0	0	0	1	1	0	0	0	0	0	0	0	0	2
05:00	0	2	0	0	1	0	0	0	0	0	0	0	0	3
06:00	1	0	3	1	1	1	0	0	0	0	0	0	0	7
07:00	2	3	6	5	4	0	1	0	0	0	0	0	0	21
08:00	1	3	11	8	4	3	1	0	0	0	0	0	0	31
09:00	2	1	4	1	2	1	0	0	0	0	0	0	0	11
10:00	2	1	8	6	0	0	1	0	0	0	0	0	0	18
11:00	1	2	2	4	4	1	0	0	0	0	0	0	0	14
12:00 PM	2	3	3	9	5	3	2	0	0	0	0	0	0	27
13:00	0	3	4	7	5	4	2	0	0	0	0	0	0	25
14:00	1	1	5	4	5	1	2	0	0	0	0	0	0	19
15:00	0	2	1	9	13	4	0	0	0	0	0	0	0	29
16:00	0	0	5	3	3	2	0	0	0	0	0	0	0	13
17:00	1	0	9	10	3	4	1	0	0	0	0	0	0	28
18:00	0	1	2	5	1	1	0	0	0	0	0	0	0	10
19:00	0	2	1	4	1	1	0	0	0	0	0	0	0	9
20:00	2	0	2	2	3	2	0	0	0	0	0	0	0	11
21:00	0	1	1	0	0	1	0	0	0	0	0	0	0	3
22:00	0	0	2	2	1	1	1	0	0	0	0	0	0	7
23:00	1	0	0	2	1	0	0	0	0	0	0	0	0	4
Totals	17	25	69	83	58	31	11							294
% of Totals	6%	9%	23%	28%	20%	11%	4%							100%

AM Volumes	10	12	34	26	17	7	3	0	0	0	0	0	0	109
% AM	3%	4%	12%	9%	6%	2%	1%							37%
AM Peak Hour	07:00	07:00	08:00	08:00	07:00	08:00	07:00							08:00
Volume	2	3	11	8	4	3	1							31
PM Volumes	7	13	35	57	41	24	8	0	0	0	0	0	0	185
% PM	2%	4%	12%	19%	14%	8%	3%							63%
PM Peak Hour	12:00	12:00	17:00	17:00	15:00	13:00	12:00							15:00
Volume	2	3	9	10	13	4	2							29

Directional Peak Periods	AM 7-9			NOON 12-2			PM 4-6			Off Peak Volumes		
All Speeds	Volume		%	Volume		%	Volume		%	Volume		%
	52	↔	18%	52	↔	18%	41	↔	14%	149	↔	51%

Street Name	Direction	Percentiles					
		15th	50th	Average	85th	95th	ADT
S Lamer St	North Bound	19	26	26	33	35	353
S Lamer St	South Bound	20	27	27	35	39	294

Prepared by National Data & Surveying Services

SPEED

S Lamer St Bet. W Oak St & W Alameda Ave

Day: Thursday
Date: 1/20/2022

City: Burbank
Project #: CA22_020022_010

Summary

Time	< 15	15 - 19	20 - 24	25 - 29	30 - 34	35 - 39	40 - 44	45 - 49	50 - 54	55 - 59	60 - 64	65 - 69	70 +	Total
00:00 AM	0	1	0	0	0	1	0	0	0	0	0	0	0	2
01:00	1	0	0	0	1	1	0	0	0	0	0	0	0	3
02:00	0	0	0	0	0	0	0	0	0	0	0	0	0	0
03:00	0	0	0	0	0	0	0	0	0	0	0	0	0	0
04:00	0	0	0	1	1	0	0	0	0	0	0	0	0	2
05:00	0	2	1	0	1	0	0	0	0	0	0	0	0	4
06:00	1	0	4	3	1	1	0	0	0	0	0	0	0	10
07:00	4	7	12	14	7	0	1	0	0	0	0	0	0	45
08:00	1	7	17	16	8	3	1	0	0	0	0	0	0	53
09:00	5	2	8	5	5	3	0	0	0	0	0	0	0	28
10:00	6	4	11	12	5	0	2	0	0	0	0	0	0	40
11:00	2	4	9	12	9	2	0	0	0	0	0	0	0	38
12:00 PM	2	5	12	16	9	3	3	0	0	0	0	0	0	50
13:00	1	4	11	16	10	5	2	0	0	0	0	0	0	49
14:00	6	5	18	9	12	4	2	0	0	0	0	0	0	56
15:00	1	6	10	20	23	4	0	0	0	0	0	0	0	64
16:00	1	4	15	14	5	3	0	0	0	0	0	0	0	42
17:00	1	3	15	21	10	4	1	0	0	0	0	0	0	55
18:00	0	1	7	12	6	2	0	0	0	0	0	0	0	28
19:00	0	4	3	11	5	3	0	0	0	0	0	0	0	26
20:00	2	3	5	3	7	4	0	0	0	0	0	0	0	24
21:00	0	1	3	3	1	1	0	0	0	0	0	0	0	9
22:00	0	1	4	4	1	2	1	0	0	0	0	0	0	13
23:00	1	0	0	2	2	1	0	0	0	0	0	0	0	6
Totals	35	64	165	194	129	47	13							647
% of Totals	5%	10%	26%	30%	20%	7%	2%							100%

AM Volumes	20	27	62	63	38	11	4	0	0	0	0	0	0	225
% AM	3%	4%	10%	10%	6%	2%	1%							35%
AM Peak Hour	10:00	07:00	08:00	08:00	11:00	08:00	10:00							08:00
Volume	6	7	17	16	9	3	2							53
PM Volumes	15	37	103	131	91	36	9	0	0	0	0	0	0	422
% PM	2%	6%	16%	20%	14%	6%	1%							65%
PM Peak Hour	14:00	15:00	14:00	17:00	15:00	13:00	12:00							15:00
Volume	6	6	18	21	23	5	3							64

Directional Peak Periods	AM 7-9			NOON 12-2			PM 4-6			Off Peak Volumes		
All Speeds	Volume		%	Volume		%	Volume		%	Volume		%
	98	↔	15%	99	↔	15%	97	↔	15%	353	↔	55%

Street Name	Direction	Percentiles					
		15th	50th	Average	85th	95th	ADT
S Lamer St	Summary	20	27	26	34	38	647

Prepared by NDS/ATD

Prepared by National Data & Surveying Services

VOLUME

S Lamer St Bet. W Oak St & W Alameda Ave

Day: Thursday
Date: 1/20/2022

City: Burbank
Project #: CA22_020022_010

DAILY TOTALS	NB	SB	EB	WB	Total
	353	294	0	0	647

AM Period	NB		SB		EB	WB	TOTAL		PM Period	NB		SB		EB	WB	TOTAL	
00:00	0		0		0	0			12:00	2		8		0	0	10	
00:15	0		1		0	0	1		12:15	6		5		0	0	11	
00:30	0		0		0	0			12:30	8		6		0	0	14	
00:45	1	1	0	1	0	0	1	2	12:45	7	23	8	27	0	0	15	50
01:00	0		1		0	0	1		13:00	4		8		0	0	12	
01:15	2		0		0	0	2		13:15	10		5		0	0	15	
01:30	0		0		0	0			13:30	2		8		0	0	10	
01:45	0	2	0	1	0	0		3	13:45	8	24	4	25	0	0	12	49
02:00	0		0		0	0			14:00	7		4		0	0	11	
02:15	0		0		0	0			14:15	10		5		0	0	15	
02:30	0		0		0	0			14:30	6		5		0	0	11	
02:45	0		0		0	0			14:45	14	37	5	19	0	0	19	56
03:00	0		0		0	0			15:00	8		5		0	0	13	
03:15	0		0		0	0			15:15	8		13		0	0	21	
03:30	0		0		0	0			15:30	8		4		0	0	12	
03:45	0		0		0	0			15:45	11	35	7	29	0	0	18	64
04:00	0		0		0	0			16:00	5		1		0	0	6	
04:15	0		0		0	0			16:15	12		3		0	0	15	
04:30	0		1		0	0	1		16:30	7		3		0	0	10	
04:45	0		1	2	0	0	1	2	16:45	5	29	6	13	0	0	11	42
05:00	0		1		0	0	1		17:00	5		10		0	0	15	
05:15	0		1		0	0	1		17:15	5		4		0	0	9	
05:30	1		1		0	0	2		17:30	8		8		0	0	16	
05:45	0	1	0	3	0	0		4	17:45	9	27	6	28	0	0	15	55
06:00	1		2		0	0	3		18:00	6		3		0	0	9	
06:15	1		1		0	0	2		18:15	5		4		0	0	9	
06:30	0		0		0	0			18:30	3		0		0	0	3	
06:45	1	3	4	7	0	0	5	10	18:45	4	18	3	10	0	0	7	28
07:00	3		5		0	0	8		19:00	4		2		0	0	6	
07:15	2		3		0	0	5		19:15	3		2		0	0	5	
07:30	7		5		0	0	12		19:30	4		3		0	0	7	
07:45	12	24	8	21	0	0	20	45	19:45	6	17	2	9	0	0	8	26
08:00	7		12		0	0	19		20:00	5		4		0	0	9	
08:15	7		8		0	0	15		20:15	3		6		0	0	9	
08:30	2		7		0	0	9		20:30	2		1		0	0	3	
08:45	6	22	4	31	0	0	10	53	20:45	3	13	0	11	0	0	3	24
09:00	2		1		0	0	3		21:00	4		1		0	0	5	
09:15	4		4		0	0	8		21:15	0		0		0	0		
09:30	5		2		0	0	7		21:30	1		1		0	0	2	
09:45	6	17	4	11	0	0	10	28	21:45	1	6	1	3	0	0	2	9
10:00	2		4		0	0	6		22:00	2		4		0	0	6	
10:15	7		0		0	0	7		22:15	1		1		0	0	2	
10:30	7		5		0	0	12		22:30	1		1		0	0	2	
10:45	6	22	9	18	0	0	15	40	22:45	2	6	1	7	0	0	3	13
11:00	2		2		0	0	4		23:00	1		1		0	0	2	
11:15	7		2		0	0	9		23:15	0		0		0	0		
11:30	9		5		0	0	14		23:30	0		3		0	0	3	
11:45	6	24	5	14	0	0	11	38	23:45	1	2	0	4	0	0	1	6
TOTALS		116		109				225	TOTALS		237		185				422
SPLIT %		51.6%		48.4%				34.8%	SPLIT %		56.2%		43.8%				65.2%

DAILY TOTALS	NB	SB	EB	WB	Total
	353	294	0	0	647

AM Peak Hour	07:30	07:45			07:30	PM Peak Hour	14:15	12:45			14:45
AM Pk Volume	33	35			66	PM Pk Volume	38	29			65
Pk Hr Factor	0.688	0.729			0.825	Pk Hr Factor	0.679	0.906			0.774
7 - 9 Volume	46	52	0	0	98	4 - 6 Volume	56	41	0	0	97
7 - 9 Peak Hour	07:30	07:45			07:30	4 - 6 Peak Hour	16:00	16:45			17:00
7 - 9 Pk Volume	33	35	0	0	66	4 - 6 Pk Volume	29	28	0	0	55
Pk Hr Factor	0.688	0.729	0.000	0.000	0.825	Pk Hr Factor	0.604	0.700	0.000	0.000	0.859

Prepared by NDS/ATD

Project #: CA22_020022_010 **City:** Burbank

Location: S Lamer St Bet. W Oak St & W Alameda Ave **Date:** 1/20/2022

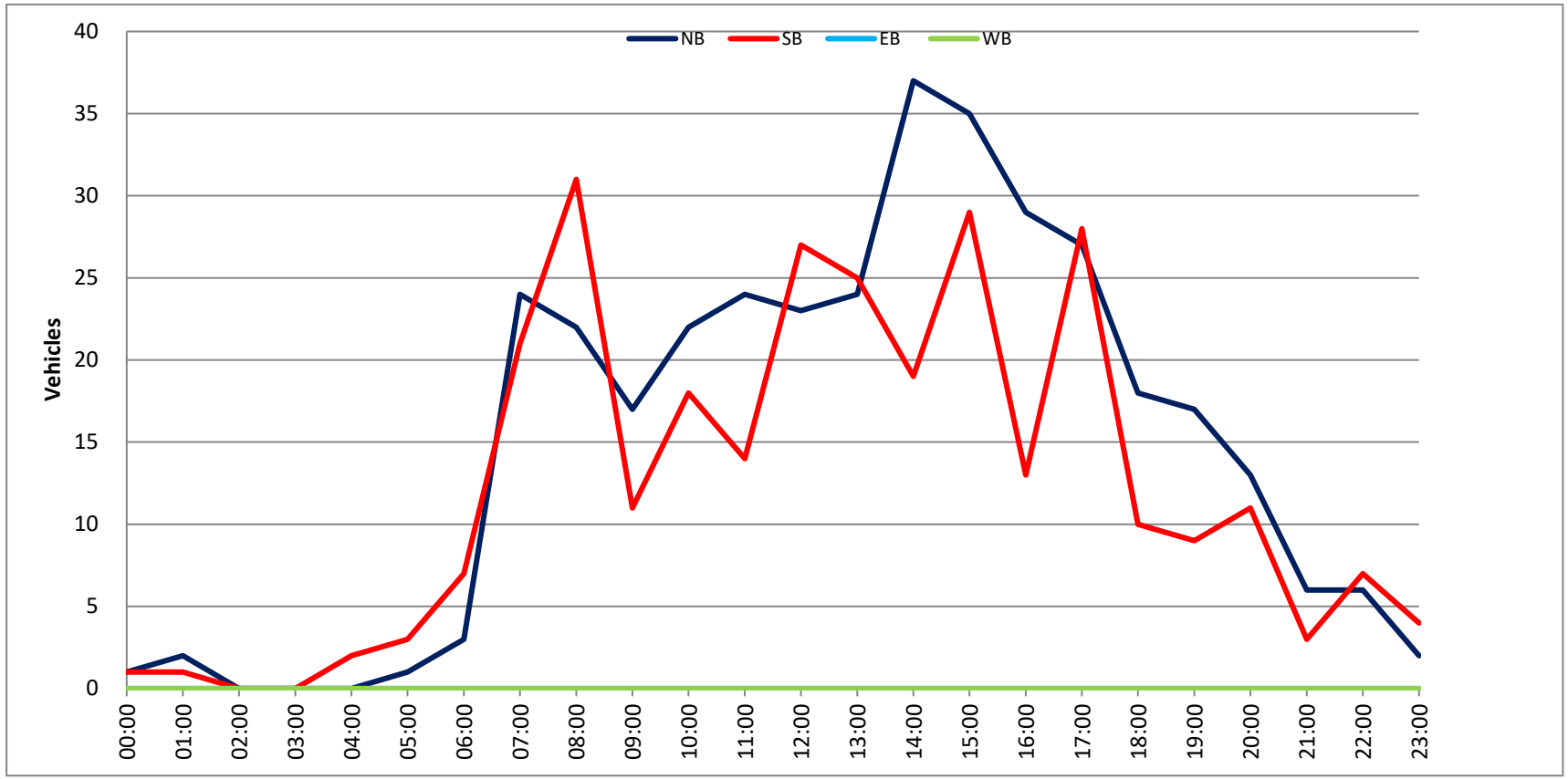

Prepared by National Data & Surveying Services

SPEED

S Lamer St Bet. W Olive Ave & W Oak St

Day: Tuesday
Date: 1/18/2022

City: Burbank
Project #: CA22_020022_009n

North Bound

Time	< 15	15 - 19	20 - 24	25 - 29	30 - 34	35 - 39	40 - 44	45 - 49	50 - 54	55 - 59	60 - 64	65 - 69	70 +	Total
00:00 AM	0	0	0	0	0	0	0	0	0	0	0	0	0	0
00:15	0	0	1	0	0	0	0	0	0	0	0	0	0	1
00:30	0	0	0	0	0	0	0	0	0	0	0	0	0	0
00:45	0	0	0	0	0	0	0	0	0	0	0	0	0	0
01:00	0	0	0	0	0	0	0	0	0	0	0	0	0	0
01:15	1	0	0	0	0	0	0	0	0	0	0	0	0	1
01:30	0	0	0	0	0	0	0	0	0	0	0	0	0	0
01:45	0	0	0	0	0	0	0	0	0	0	0	0	0	0
02:00	0	0	0	0	0	0	0	0	0	0	0	0	0	0
02:15	0	0	1	0	0	1	0	0	0	0	0	0	0	2
02:30	0	0	0	0	0	0	0	0	0	0	0	0	0	0
02:45	0	0	0	0	0	0	0	0	0	0	0	0	0	0
03:00	0	0	0	0	0	0	0	0	0	0	0	0	0	0
03:15	0	0	0	0	0	0	0	0	0	0	0	0	0	0
03:30	0	0	0	0	0	0	0	0	0	0	0	0	0	0
03:45	0	0	0	0	0	0	0	0	0	0	0	0	0	0
04:00	0	0	0	0	0	0	0	0	0	0	0	0	0	0
04:15	0	0	0	0	0	0	0	0	0	0	0	0	0	0
04:30	0	0	0	0	0	0	0	0	0	0	0	0	0	0
04:45	0	1	0	0	0	0	0	0	0	0	0	0	0	1
05:00	0	0	0	1	0	0	0	0	0	0	0	0	0	1
05:15	0	0	0	0	0	0	0	0	0	0	0	0	0	0
05:30	0	0	0	0	0	0	0	0	0	0	0	0	0	0
05:45	0	0	0	0	0	0	0	0	0	0	0	0	0	0
06:00	0	0	0	0	0	0	0	0	0	0	0	0	0	0
06:15	0	0	1	0	2	0	0	0	0	0	0	0	0	3
06:30	0	0	2	0	1	0	0	0	0	0	0	0	0	3
06:45	0	0	1	0	1	0	0	0	0	0	0	0	0	2
07:00	0	0	1	0	0	0	0	0	0	0	0	0	0	1
07:15	0	1	3	1	0	0	0	0	0	0	0	0	0	5
07:30	2	2	1	3	0	0	0	0	0	0	0	0	0	8
07:45	1	3	4	3	6	0	0	0	0	0	0	0	0	17
08:00	2	1	1	0	0	1	0	0	0	0	0	0	0	5
08:15	0	0	4	4	1	0	0	0	0	0	0	0	0	9
08:30	1	2	2	2	2	0	0	0	0	0	0	0	0	9
08:45	1	0	1	2	0	0	0	0	0	0	0	0	0	4
09:00	0	0	2	1	0	1	0	0	0	0	0	0	0	4
09:15	0	0	0	2	1	0	0	0	0	0	0	0	0	3
09:30	0	0	0	0	2	1	0	0	0	0	0	0	0	3
09:45	0	0	0	0	0	1	0	0	0	0	0	0	0	1
10:00	0	2	1	2	2	0	0	0	0	0	0	0	0	7
10:15	0	2	4	0	1	0	0	0	0	0	0	0	0	7
10:30	1	1	2	1	1	0	0	0	0	0	0	0	0	6
10:45	1	0	0	2	0	0	0	0	0	0	0	0	0	3
11:00	0	3	1	2	0	0	0	0	0	0	0	0	0	6
11:15	1	2	0	2	2	0	0	0	0	0	0	0	0	7
11:30	0	0	4	1	2	1	0	0	0	0	0	0	0	8
11:45	0	0	3	2	1	0	0	0	0	0	0	0	0	6
12:00 PM	0	0	2	0	2	0	0	0	0	0	0	0	0	4
12:15	0	0	1	0	2	0	0	0	0	0	0	0	0	3
12:30	0	2	2	1	1	0	0	0	0	0	0	0	0	6
12:45	0	0	0	1	0	0	0	0	0	0	0	0	0	1
13:00	2	1	1	2	4	0	0	0	0	0	0	0	0	10
13:15	0	0	2	0	0	0	0	0	0	0	0	0	0	2
13:30	0	0	2	2	1	0	0	0	0	0	0	0	0	5
13:45	0	2	1	3	1	1	0	0	0	0	0	0	0	8
14:00	2	0	2	0	0	0	0	0	0	0	0	0	0	4
14:15	0	0	3	2	1	0	0	0	0	0	0	0	0	6
14:30	0	1	2	2	1	1	0	0	0	0	0	0	0	7
14:45	0	1	5	1	1	1	0	0	0	0	0	0	0	9
15:00	1	0	1	1	1	0	0	0	0	0	0	0	0	4
15:15	0	2	0	0	0	0	0	0	0	0	0	0	0	2
15:30	1	0	1	1	0	0	0	0	0	0	0	0	0	3
15:45	0	1	3	1	0	0	0	0	0	0	0	0	0	5
16:00	0	3	1	0	0	0	0	0	0	0	0	0	0	4
16:15	1	1	3	4	1	0	0	0	0	0	0	0	0	10
16:30	0	0	0	2	0	0	0	0	0	0	0	0	0	2
16:45	0	1	1	3	0	0	0	0	0	0	0	0	0	5
17:00	0	1	2	2	2	0	0	0	0	0	0	0	0	7
17:15	1	0	1	1	0	0	0	0	0	0	0	0	0	3
17:30	0	0	2	3	1	0	0	0	0	0	0	0	0	6
17:45	0	0	1	1	2	0	0	0	0	0	0	0	0	4
18:00	0	1	0	1	0	0	0	0	0	0	0	0	0	2
18:15	0	2	1	2	0	0	0	0	0	0	0	0	0	5
18:30	1	0	0	4	0	0	0	0	0	0	0	0	0	5
18:45	0	0	1	4	0	0	0	0	0	0	0	0	0	5
19:00	0	0	1	3	2	0	0	0	0	0	0	0	0	6
19:15	0	0	0	3	2	0	0	0	0	0	0	0	0	5
19:30	1	0	0	1	0	0	0	0	0	0	0	0	0	2
19:45	0	0	2	1	2	0	0	0	0	0	0	0	0	5
20:00	1	0	1	0	0	0	0	0	0	0	0	0	0	2
20:15	0	0	0	1	1	0	0	0	0	0	0	0	0	2
20:30	0	0	0	0	1	0	0	0	0	0	0	0	0	1
20:45	1	0	0	1	0	0	0	0	0	0	0	0	0	2
21:00	0	0	0	1	1	0	0	0	0	0	0	0	0	2
21:15	0	0	0	1	0	0	0	0	0	0	0	0	0	1
21:30	0	0	0	0	0	0	0	0	0	0	0	0	0	0
21:45	0	0	0	0	0	0	0	0	0	0	0	0	0	0
22:00	0	0	0	0	0	0	0	0	0	0	0	0	0	0
22:15	0	1	1	0	0	0	0	0	0	0	0	0	0	2
22:30	0	0	0	0	0	0	0	0	0	0	0	0	0	0
22:45	0	0	0	0	0	0	0	0	0	0	0	0	0	0
23:00	0	0	0	0	0	0	0	0	0	0	0	0	0	0
23:15	0	0	0	0	1	0	0	0	0	0	0	0	0	1
23:30	0	0	0	0	0	0	0	0	0	0	0	0	0	0
23:45	0	0	2	0	0	0	0	0	0	0	0	0	0	2
Totals	23	40	83	87	56	9								303
% of Totals	8%	13%	29%	29%	18%	3%								100%

AM Volumes	11	20	40	31	25	6	0	0	0	0	0	0	0	133
% AM	4%	7%	13%	10%	8%	2%								44%
AM Peak Hour	07:15	07:15	07:45	07:30	07:45	09:00								07:45
Volume	5	7	11	10	9	3								40
PM Volumes	12	20	48	56	31	3	0	0	0	0	0	0	0	170
% PM	4%	7%	16%	18%	10%	1%								56%
PM Peak Hour	12:15	15:15	14:00	18:30	12:15	13:45								14:00
Volume	2	6	12	14	7	2								26

Directional Peak Periods	AM 7-9			NOON 12-2			PM 4-6			Off Peak Volumes		
All Classes	Volume	⟷	%	Volume	⟷	%	Volume	⟷	%	Volume	⟷	%
	58		19%	39		13%	41		14%	165		54%

Street Name	Direction	Percentiles					
		15th	50th	Average	85th	95th	ADT
S Lamer St	North Bound	18	25	25	32	34	303
S Lamer St	South Bound	16	24	23	30	34	190

Prepared by National Data & Surveying Services

SPEED

S Lamer St Bet. W Olive Ave & W Oak St

Day: Tuesday
Date: 1/18/2022

City: Burbank
Project #: CA22_020022_009s

South Bound

Time	< 15	15 - 19	20 - 24	25 - 29	30 - 34	35 - 39	40 - 44	45 - 49	50 - 54	55 - 59	60 - 64	65 - 69	70 +	Total
00:00 AM	0	0	0	0	0	0	0	0	0	0	0	0	0	0
00:15	0	0	0	0	0	0	0	0	0	0	0	0	0	0
00:30	0	0	0	0	0	0	0	0	0	0	0	0	0	0
00:45	0	0	0	0	0	0	0	0	0	0	0	0	0	0
01:00	0	0	0	0	0	0	0	0	0	0	0	0	0	0
01:15	0	0	0	0	0	0	0	0	0	0	0	0	0	0
01:30	1	0	0	0	0	0	0	0	0	0	0	0	0	1
01:45	0	0	0	0	0	0	0	0	0	0	0	0	0	0
02:00	0	0	0	0	0	0	0	0	0	0	0	0	0	0
02:15	0	0	0	0	0	0	0	0	0	0	0	0	0	0
02:30	0	0	0	0	0	0	0	0	0	0	0	0	0	0
02:45	0	1	0	0	0	0	0	0	0	0	0	0	0	1
03:00	0	0	0	0	0	0	0	0	0	0	0	0	0	0
03:15	0	0	0	0	0	0	0	0	0	0	0	0	0	0
03:30	0	0	0	0	0	0	0	0	0	0	0	0	0	0
03:45	0	0	0	0	0	0	0	0	0	0	0	0	0	0
04:00	0	0	0	0	0	0	0	0	0	0	0	0	0	0
04:15	0	0	0	0	0	0	0	0	0	0	0	0	0	0
04:30	0	0	0	0	0	0	0	0	0	0	0	0	0	0
04:45	0	0	0	0	0	0	0	0	0	0	0	0	0	0
05:00	0	1	0	0	1	0	0	0	0	0	0	0	0	2
05:15	0	0	0	1	0	0	0	0	0	0	0	0	0	1
05:30	0	0	0	0	0	0	0	0	0	0	0	0	0	0
05:45	0	0	0	0	0	0	0	0	0	0	0	0	0	0
06:00	0	0	0	0	0	0	0	0	0	0	0	0	0	0
06:15	0	0	0	0	0	0	0	0	0	0	0	0	0	0
06:30	0	0	0	0	0	0	0	0	0	0	0	0	0	0
06:45	0	1	1	0	1	0	0	0	0	0	0	0	0	3
07:00	0	0	0	2	0	0	0	0	0	0	0	0	0	2
07:15	0	0	0	1	1	0	0	0	0	0	0	0	0	2
07:30	0	1	0	1	1	0	0	0	0	0	0	0	0	3
07:45	1	0	2	2	0	0	0	0	0	0	0	0	0	5
08:00	0	0	3	1	0	0	0	0	0	0	0	0	0	4
08:15	0	1	0	0	0	0	0	0	0	0	0	0	0	1
08:30	1	1	1	2	0	0	0	0	0	0	0	0	0	5
08:45	0	1	2	1	0	0	0	0	0	0	0	0	0	4
09:00	0	0	1	1	0	0	0	0	0	0	0	0	0	2
09:15	3	0	1	0	0	0	0	0	0	0	0	0	0	4
09:30	0	0	0	2	0	0	0	0	0	0	0	0	0	2
09:45	0	2	2	0	0	0	0	0	0	0	0	0	0	4
10:00	0	0	2	0	0	0	0	0	0	0	0	0	0	2
10:15	2	1	0	2	0	0	0	0	0	0	0	0	0	5
10:30	0	0	1	0	0	1	0	0	0	0	0	0	0	2
10:45	1	0	2	1	0	0	0	0	0	0	0	0	0	4
11:00	0	1	0	1	0	0	0	0	0	0	0	0	0	2
11:15	1	0	1	2	0	0	0	0	0	0	0	0	0	4
11:30	0	1	2	1	0	0	0	0	0	0	0	0	0	4
11:45	1	0	0	3	1	0	0	0	0	0	0	0	0	5
12:00 PM	0	1	1	2	0	0	0	0	0	0	0	0	0	4
12:15	0	0	2	3	0	1	0	0	0	0	0	0	0	6
12:30	1	0	1	0	0	0	0	0	0	0	0	0	0	2
12:45	0	1	2	1	0	0	0	0	0	0	0	0	0	4
13:00	0	0	1	2	0	0	0	0	0	0	0	0	0	3
13:15	1	1	3	3	0	0	0	0	0	0	0	0	0	8
13:30	2	1	5	1	0	0	0	0	0	0	0	0	0	9
13:45	0	0	0	1	0	0	0	0	0	0	0	0	0	1
14:00	0	1	2	1	1	0	0	0	0	0	0	0	0	5
14:15	0	0	0	0	0	0	0	0	0	0	0	0	0	0
14:30	0	0	1	1	1	0	0	0	0	0	0	0	0	3
14:45	1	0	1	0	1	0	0	0	0	0	0	0	0	3
15:00	0	2	3	2	0	0	0	0	0	0	0	0	0	7
15:15	0	1	1	2	1	0	0	0	0	0	0	0	0	5
15:30	0	0	1	0	0	0	0	0	0	0	0	0	0	1
15:45	0	0	2	0	0	0	0	0	0	0	0	0	0	2
16:00	0	1	0	1	0	0	0	0	0	0	0	0	0	2
16:15	0	0	0	0	0	0	0	0	0	0	0	0	0	0
16:30	1	1	1	2	0	0	0	0	0	0	0	0	0	5
16:45	0	0	0	0	0	0	0	0	0	0	0	0	0	0
17:00	1	0	0	2	0	1	0	0	0	0	0	0	0	4
17:15	1	1	0	4	3	0	0	0	0	0	0	0	0	9
17:30	0	0	1	0	1	1	0	0	0	0	0	0	0	3
17:45	0	0	0	0	0	0	0	0	0	0	0	0	0	0
18:00	0	1	0	0	0	0	0	0	0	0	0	0	0	1
18:15	0	0	0	2	0	0	0	0	0	0	0	0	0	2
18:30	1	0	1	0	0	0	0	0	0	0	0	0	0	2
18:45	0	4	0	0	0	0	0	0	0	0	0	0	0	4
19:00	0	1	0	0	0	0	0	0	0	0	0	0	0	1
19:15	0	0	1	0	1	0	0	0	0	0	0	0	0	2
19:30	0	0	2	0	0	0	0	0	0	0	0	0	0	2
19:45	0	0	1	0	2	1	0	0	0	0	0	0	0	4
20:00	0	1	0	0	0	0	0	0	0	0	0	0	0	1
20:15	0	0	0	0	0	0	0	0	0	0	0	0	0	0
20:30	0	0	0	1	0	0	0	0	0	0	0	0	0	1
20:45	1	0	1	0	1	0	0	0	0	0	0	0	0	3
21:00	0	1	0	0	0	0	0	0	0	0	0	0	0	1
21:15	0	0	0	2	0	0	0	0	0	0	0	0	0	2
21:30	0	0	0	0	0	0	0	0	0	0	0	0	0	0
21:45	0	0	0	0	0	0	0	0	0	0	0	0	0	0
22:00	0	0	0	0	0	0	0	0	0	0	0	0	0	0
22:15	0	0	1	0	0	0	0	0	0	0	0	0	0	1
22:30	0	1	0	0	0	0	0	0	0	0	0	0	0	1
22:45	0	0	1	0	0	0	0	0	0	0	0	0	0	1
23:00	0	0	0	0	1	0	0	0	0	0	0	0	0	1
23:15	0	0	0	0	0	0	0	0	0	0	0	0	0	0
23:30	0	0	0	0	0	0	0	0	0	0	0	0	0	0
23:45	0	0	0	0	0	0	0	0	0	0	0	0	0	0
Totals	21	32	57	57	18	5								190
% of Totals	11%	17%	30%	30%	9%	3%								100%

AM Volumes	11	12	21	24	5	1	0	0	0	0	0	0	0	74
% AM	6%	6%	11%	13%	3%	1%								39%
AM Peak Hour	08:30	08:00	07:45	11:30	06:45	09:45								11:30
Volume	4	3	6	9	3	1								19
PM Volumes	10	20	36	33	13	4	0	0	0	0	0	0	0	116
% PM	5%	11%	19%	17%	7%	2%								61%
PM Peak Hour	12:45	18:00	12:45	16:30	16:45	16:45								12:45
Volume	3	5	11	8	4	2								24

Directional Peak Periods	AM 7-9			NOON 12-2			PM 4-6			Off Peak Volumes		
All Classes	Volume	⟷	%	Volume	⟷	%	Volume	⟷	%	Volume	⟷	%
	26		14%	37		19%	23		12%	104		55%

Street Name	Direction	Percentiles					
		15th	50th	Average	85th	95th	ADT
S Lamer St	North Bound	18	25	25	32	34	303
S Lamer St	South Bound	16	24	23	30	34	190

Prepared by National Data & Surveying Services

SPEED

S Lamer St Bet. W Olive Ave & W Oak St

Day: Tuesday
Date: 1/18/2022

City: Burbank
Project #: CA22_020022_009

Summary

Time	< 15	15 - 19	20 - 24	25 - 29	30 - 34	35 - 39	40 - 44	45 - 49	50 - 54	55 - 59	60 - 64	65 - 69	70 +	Total
00:00 AM	0	0	0	0	0	0	0	0	0	0	0	0	0	0
00:15	0	0	1	0	0	0	0	0	0	0	0	0	0	1
00:30	0	0	0	0	0	0	0	0	0	0	0	0	0	0
00:45	0	0	0	0	0	0	0	0	0	0	0	0	0	0
01:00	0	0	0	0	0	0	0	0	0	0	0	0	0	0
01:15	1	0	0	0	0	0	0	0	0	0	0	0	0	1
01:30	1	0	0	0	0	0	0	0	0	0	0	0	0	1
01:45	0	0	0	0	0	0	0	0	0	0	0	0	0	0
02:00	0	0	0	0	0	0	0	0	0	0	0	0	0	0
02:15	0	0	1	0	0	1	0	0	0	0	0	0	0	2
02:30	0	0	0	0	0	0	0	0	0	0	0	0	0	0
02:45	0	1	0	0	0	0	0	0	0	0	0	0	0	1
03:00	0	0	0	0	0	0	0	0	0	0	0	0	0	0
03:15	0	0	0	0	0	0	0	0	0	0	0	0	0	0
03:30	0	0	0	0	0	0	0	0	0	0	0	0	0	0
03:45	0	0	0	0	0	0	0	0	0	0	0	0	0	0
04:00	0	0	0	0	0	0	0	0	0	0	0	0	0	0
04:15	0	0	0	0	0	0	0	0	0	0	0	0	0	0
04:30	0	0	0	0	0	0	0	0	0	0	0	0	0	0
04:45	0	1	0	0	0	0	0	0	0	0	0	0	0	1
05:00	0	1	0	1	1	0	0	0	0	0	0	0	0	3
05:15	0	0	0	1	0	0	0	0	0	0	0	0	0	1
05:30	0	0	0	0	0	0	0	0	0	0	0	0	0	0
05:45	0	0	0	0	0	0	0	0	0	0	0	0	0	0
06:00	0	0	0	0	0	0	0	0	0	0	0	0	0	0
06:15	0	0	1	0	2	0	0	0	0	0	0	0	0	3
06:30	0	0	2	0	1	0	0	0	0	0	0	0	0	3
06:45	0	1	2	0	2	0	0	0	0	0	0	0	0	5
07:00	0	0	1	2	0	0	0	0	0	0	0	0	0	3
07:15	0	1	3	2	1	0	0	0	0	0	0	0	0	7
07:30	2	3	1	4	1	0	0	0	0	0	0	0	0	11
07:45	2	3	6	5	6	0	0	0	0	0	0	0	0	22
08:00	2	1	4	1	0	1	0	0	0	0	0	0	0	9
08:15	0	1	4	4	1	0	0	0	0	0	0	0	0	10
08:30	2	3	3	4	2	0	0	0	0	0	0	0	0	14
08:45	1	1	3	3	0	0	0	0	0	0	0	0	0	8
09:00	0	0	3	2	0	1	0	0	0	0	0	0	0	6
09:15	3	0	1	2	1	0	0	0	0	0	0	0	0	7
09:30	0	0	0	2	2	1	0	0	0	0	0	0	0	5
09:45	0	2	2	0	0	1	0	0	0	0	0	0	0	5
10:00	0	2	3	2	2	0	0	0	0	0	0	0	0	9
10:15	2	3	4	2	1	0	0	0	0	0	0	0	0	12
10:30	1	1	3	1	1	1	0	0	0	0	0	0	0	8
10:45	2	0	2	3	0	0	0	0	0	0	0	0	0	7
11:00	0	4	1	3	0	0	0	0	0	0	0	0	0	8
11:15	2	2	1	4	2	0	0	0	0	0	0	0	0	11
11:30	0	1	6	2	2	1	0	0	0	0	0	0	0	12
11:45	1	0	3	5	2	0	0	0	0	0	0	0	0	11
12:00 PM	0	1	3	2	2	0	0	0	0	0	0	0	0	8
12:15	0	0	3	3	2	1	0	0	0	0	0	0	0	9
12:30	1	2	3	1	1	0	0	0	0	0	0	0	0	8
12:45	0	1	2	2	0	0	0	0	0	0	0	0	0	5
13:00	2	1	2	4	4	0	0	0	0	0	0	0	0	13
13:15	1	1	5	3	0	0	0	0	0	0	0	0	0	10
13:30	2	1	7	3	1	0	0	0	0	0	0	0	0	14
13:45	0	2	1	4	1	1	0	0	0	0	0	0	0	9
14:00	2	1	4	1	1	0	0	0	0	0	0	0	0	9
14:15	0	0	3	2	1	0	0	0	0	0	0	0	0	6
14:30	0	1	3	3	2	1	0	0	0	0	0	0	0	10
14:45	1	1	6	1	2	1	0	0	0	0	0	0	0	12
15:00	1	2	4	3	1	0	0	0	0	0	0	0	0	11
15:15	0	3	1	2	1	0	0	0	0	0	0	0	0	7
15:30	1	0	2	1	0	0	0	0	0	0	0	0	0	4
15:45	0	1	5	1	0	0	0	0	0	0	0	0	0	7
16:00	0	4	1	1	0	0	0	0	0	0	0	0	0	6
16:15	1	1	3	4	1	0	0	0	0	0	0	0	0	10
16:30	1	1	1	4	0	0	0	0	0	0	0	0	0	7
16:45	0	1	1	3	0	0	0	0	0	0	0	0	0	5
17:00	1	1	2	4	2	1	0	0	0	0	0	0	0	11
17:15	2	1	1	5	3	0	0	0	0	0	0	0	0	12
17:30	0	0	3	3	2	1	0	0	0	0	0	0	0	9
17:45	0	0	1	1	2	0	0	0	0	0	0	0	0	4
18:00	0	2	0	1	0	0	0	0	0	0	0	0	0	3
18:15	0	2	1	4	0	0	0	0	0	0	0	0	0	7
18:30	2	0	1	4	0	0	0	0	0	0	0	0	0	7
18:45	0	4	1	4	0	0	0	0	0	0	0	0	0	9
19:00	0	1	1	3	2	0	0	0	0	0	0	0	0	7
19:15	0	0	1	3	3	0	0	0	0	0	0	0	0	7
19:30	1	0	2	1	0	0	0	0	0	0	0	0	0	4
19:45	0	0	3	1	4	1	0	0	0	0	0	0	0	9
20:00	1	1	1	0	0	0	0	0	0	0	0	0	0	3
20:15	0	0	0	1	1	0	0	0	0	0	0	0	0	2
20:30	0	0	0	1	1	0	0	0	0	0	0	0	0	2
20:45	2	0	1	1	1	0	0	0	0	0	0	0	0	5
21:00	0	1	0	1	1	0	0	0	0	0	0	0	0	3
21:15	0	0	0	3	0	0	0	0	0	0	0	0	0	3
21:30	0	0	0	0	0	0	0	0	0	0	0	0	0	0
21:45	0	0	0	0	0	0	0	0	0	0	0	0	0	0
22:00	0	0	0	0	0	0	0	0	0	0	0	0	0	0
22:15	0	1	2	0	0	0	0	0	0	0	0	0	0	3
22:30	0	1	0	0	0	0	0	0	0	0	0	0	0	1
22:45	0	0	1	0	0	0	0	0	0	0	0	0	0	1
23:00	0	0	0	0	1	0	0	0	0	0	0	0	0	1
23:15	0	0	0	0	1	0	0	0	0	0	0	0	0	1
23:30	0	0	0	0	0	0	0	0	0	0	0	0	0	0
23:45	0	0	2	0	0	0	0	0	0	0	0	0	0	2
Totals	44	72	145	144	74	14								493
% of Totals	9%	15%	29%	29%	15%	3%								100%

AM Volumes	22	32	61	55	30	7	0	0	0	0	0	0	0	207
% AM	4%	6%	12%	11%	6%	1%								42%
AM Peak Hour	07:15	07:15	07:45	07:30	07:45	09:00								07:45
Volume	6	8	17	14	9	3								55
PM Volumes	22	40	84	89	44	7	0	0	0	0	0	0	0	286
% PM	4%	8%	17%	18%	9%	1%								58%
PM Peak Hour	12:45	15:15	13:15	16:30	17:00	13:45								13:00
Volume	5	8	17	16	9	2								46

Directional Peak Periods	AM 7-9			NOON 12-2			PM 4-6			Off Peak Volumes		
All Classes	Volume	⟷	%	Volume	⟷	%	Volume	⟷	%	Volume	⟷	%
	84	⟷	17%	76	⟷	15%	64	⟷	13%	269	⟷	55%

Street Name	Direction	Percentiles					
		15th	50th	Average	85th	95th	ADT
S Lamer St	Summary	17	25	24	31	34	493

Prepared by National Data & Surveying Services

SPEED

S Lamer St Bet. W Olive Ave & W Oak St

Day: Tuesday
Date: 1/18/2022

City: Burbank
Project #: CA22_020022_009n

North Bound

Time	< 15	15 - 19	20 - 24	25 - 29	30 - 34	35 - 39	40 - 44	45 - 49	50 - 54	55 - 59	60 - 64	65 - 69	70 +	Total
00:00 AM	0	0	1	0	0	0	0	0	0	0	0	0	0	1
01:00	1	0	0	0	0	0	0	0	0	0	0	0	0	1
02:00	0	0	1	0	0	1	0	0	0	0	0	0	0	2
03:00	0	0	0	0	0	0	0	0	0	0	0	0	0	0
04:00	0	1	0	0	0	0	0	0	0	0	0	0	0	1
05:00	0	0	0	1	0	0	0	0	0	0	0	0	0	1
06:00	0	0	4	0	4	0	0	0	0	0	0	0	0	8
07:00	3	6	9	7	6	0	0	0	0	0	0	0	0	31
08:00	4	3	8	8	3	1	0	0	0	0	0	0	0	27
09:00	0	0	2	3	3	3	0	0	0	0	0	0	0	11
10:00	2	5	7	5	4	0	0	0	0	0	0	0	0	23
11:00	1	5	8	7	5	1	0	0	0	0	0	0	0	27
12:00 PM	0	2	5	2	5	0	0	0	0	0	0	0	0	14
13:00	2	3	6	7	6	1	0	0	0	0	0	0	0	25
14:00	2	2	12	5	3	2	0	0	0	0	0	0	0	26
15:00	2	3	5	3	1	0	0	0	0	0	0	0	0	14
16:00	1	5	5	9	1	0	0	0	0	0	0	0	0	21
17:00	1	1	6	7	5	0	0	0	0	0	0	0	0	20
18:00	1	3	2	11	0	0	0	0	0	0	0	0	0	17
19:00	1	0	3	8	6	0	0	0	0	0	0	0	0	18
20:00	2	0	1	2	2	0	0	0	0	0	0	0	0	7
21:00	0	0	0	2	1	0	0	0	0	0	0	0	0	3
22:00	0	1	1	0	0	0	0	0	0	0	0	0	0	2
23:00	0	0	2	0	1	0	0	0	0	0	0	0	0	3
Totals	23	40	88	87	56	9								303
% of Totals	8%	13%	29%	29%	18%	3%								100%

AM Volumes	11	20	40	31	25	6	0	0	0	0	0	0	0	133
% AM	4%	7%	13%	10%	8%	2%								44%
AM Peak Hour	08:00	07:00	07:00	08:00	07:00	09:00								07:00
Volume	4	6	9	8	6	3								31
PM Volumes	12	20	48	56	31	3	0	0	0	0	0	0	0	170
% PM	4%	7%	16%	18%	10%	1%								56%
PM Peak Hour	13:00	16:00	14:00	18:00	13:00	14:00								14:00
Volume	2	5	12	11	6	2								26

Directional Peak Periods	AM 7-9			NOON 12-2			PM 4-6			Off Peak Volumes		
All Speeds	Volume	↔	%	Volume	↔	%	Volume	↔	%	Volume	↔	%
	58	↔	19%	39	↔	13%	41	↔	14%	165	↔	54%

Street Name	Direction	Percentiles					
		15th	50th	Average	85th	95th	ADT
S Lamer St	North Bound	18	25	25	32	34	303
S Lamer St	South Bound	16	24	23	30	34	190

Prepared by National Data & Surveying Services

SPEED

S Lamer St Bet. W Olive Ave & W Oak St

Day: Tuesday
Date: 1/18/2022

City: Burbank
Project #: CA22_020022_009s

South Bound

Time	< 15	15 - 19	20 - 24	25 - 29	30 - 34	35 - 39	40 - 44	45 - 49	50 - 54	55 - 59	60 - 64	65 - 69	70 +	Total
00:00 AM	0	0	0	0	0	0	0	0	0	0	0	0	0	0
01:00	1	0	0	0	0	0	0	0	0	0	0	0	0	1
02:00	0	1	0	0	0	0	0	0	0	0	0	0	0	1
03:00	0	0	0	0	0	0	0	0	0	0	0	0	0	0
04:00	0	0	0	0	0	0	0	0	0	0	0	0	0	0
05:00	0	1	0	1	1	0	0	0	0	0	0	0	0	3
06:00	0	1	1	0	1	0	0	0	0	0	0	0	0	3
07:00	1	1	2	6	2	0	0	0	0	0	0	0	0	12
08:00	1	3	6	4	0	0	0	0	0	0	0	0	0	14
09:00	3	2	4	3	0	0	0	0	0	0	0	0	0	12
10:00	3	1	5	3	0	1	0	0	0	0	0	0	0	13
11:00	2	2	3	7	1	0	0	0	0	0	0	0	0	15
12:00 PM	1	2	6	6	0	1	0	0	0	0	0	0	0	16
13:00	3	2	9	7	0	0	0	0	0	0	0	0	0	21
14:00	1	1	4	2	3	0	0	0	0	0	0	0	0	11
15:00	0	3	7	4	1	0	0	0	0	0	0	0	0	15
16:00	1	2	1	3	0	0	0	0	0	0	0	0	0	7
17:00	2	1	1	6	4	2	0	0	0	0	0	0	0	16
18:00	1	5	1	2	0	0	0	0	0	0	0	0	0	9
19:00	0	1	4	0	3	1	0	0	0	0	0	0	0	9
20:00	1	1	1	1	1	0	0	0	0	0	0	0	0	5
21:00	0	1	0	2	0	0	0	0	0	0	0	0	0	3
22:00	0	1	2	0	0	0	0	0	0	0	0	0	0	3
23:00	0	0	0	0	1	0	0	0	0	0	0	0	0	1
Totals	21	32	57	57	18	5								190
% of Totals	11%	17%	30%	30%	9%	3%								100%

AM Volumes	11	12	21	24	5	1	0	0	0	0	0	0	0	74
% AM	6%	6%	11%	13%	3%	1%								39%
AM Peak Hour	09:00	08:00	08:00	11:00	07:00	10:00								11:00
Volume	3	3	6	7	2	1								15
PM Volumes	10	20	36	33	13	4	0	0	0	0	0	0	0	116
% PM	5%	11%	19%	17%	7%	2%								61%
PM Peak Hour	13:00	18:00	13:00	13:00	17:00	17:00								13:00
Volume	3	5	9	7	4	2								21

Directional Peak Periods	AM 7-9			NOON 12-2			PM 4-6			Off Peak Volumes		
All Speeds	Volume		%	Volume		%	Volume		%	Volume		%
	26	↔	14%	37	↔	19%	23	↔	12%	104	↔	55%

Street Name	Direction	Percentiles					
		15th	50th	Average	85th	95th	ADT
S Lamer St	North Bound	18	25	25	32	34	303
S Lamer St	South Bound	16	24	23	30	34	190

Prepared by National Data & Surveying Services

SPEED

S Lamer St Bet. W Olive Ave & W Oak St

Day: Tuesday
Date: 1/18/2022

City: Burbank
Project #: CA22_020022_009

Summary

Time	< 15	15 - 19	20 - 24	25 - 29	30 - 34	35 - 39	40 - 44	45 - 49	50 - 54	55 - 59	60 - 64	65 - 69	70 +	Total
00:00 AM	0	0	1	0	0	0	0	0	0	0	0	0	0	1
01:00	2	0	0	0	0	0	0	0	0	0	0	0	0	2
02:00	0	1	1	0	0	1	0	0	0	0	0	0	0	3
03:00	0	0	0	0	0	0	0	0	0	0	0	0	0	0
04:00	0	1	0	0	0	0	0	0	0	0	0	0	0	1
05:00	0	1	0	2	1	0	0	0	0	0	0	0	0	4
06:00	0	1	5	0	5	0	0	0	0	0	0	0	0	11
07:00	4	7	11	13	8	0	0	0	0	0	0	0	0	43
08:00	5	6	14	12	3	1	0	0	0	0	0	0	0	41
09:00	3	2	6	6	3	3	0	0	0	0	0	0	0	23
10:00	5	6	12	8	4	1	0	0	0	0	0	0	0	36
11:00	3	7	11	14	6	1	0	0	0	0	0	0	0	42
12:00 PM	1	4	11	8	5	1	0	0	0	0	0	0	0	30
13:00	5	5	15	14	6	1	0	0	0	0	0	0	0	46
14:00	3	3	16	7	6	2	0	0	0	0	0	0	0	37
15:00	2	6	12	7	2	0	0	0	0	0	0	0	0	29
16:00	2	7	6	12	1	0	0	0	0	0	0	0	0	28
17:00	3	2	7	13	9	2	0	0	0	0	0	0	0	36
18:00	2	8	3	13	0	0	0	0	0	0	0	0	0	26
19:00	1	1	7	8	9	1	0	0	0	0	0	0	0	27
20:00	3	1	2	3	3	0	0	0	0	0	0	0	0	12
21:00	0	1	0	4	1	0	0	0	0	0	0	0	0	6
22:00	0	2	3	0	0	0	0	0	0	0	0	0	0	5
23:00	0	0	2	0	2	0	0	0	0	0	0	0	0	4
Totals	44	72	145	144	74	14								493
% of Totals	9%	15%	29%	29%	15%	3%								100%

AM Volumes	22	32	61	55	30	7	0	0	0	0	0	0	0	207
% AM	4%	6%	12%	11%	6%	1%								42%
AM Peak Hour	08:00	07:00	08:00	11:00	07:00	09:00								07:00
Volume	5	7	14	14	8	3								43
PM Volumes	22	40	84	89	44	7	0	0	0	0	0	0	0	286
% PM	4%	8%	17%	18%	9%	1%								58%
PM Peak Hour	13:00	18:00	14:00	13:00	17:00	14:00								13:00
Volume	5	8	16	14	9	2								46

Directional Peak Periods	AM 7-9			NOON 12-2			PM 4-6			Off Peak Volumes		
All Speeds	Volume		%	Volume		%	Volume		%	Volume		%
	84	↔	17%	76	↔	15%	64	↔	13%	269	↔	55%

Street Name	Direction	Percentiles					
		15th	50th	Average	85th	95th	ADT
S Lamer St	Summary	17	25	24	31	34	493

Prepared by NDS/ATD

Prepared by National Data & Surveying Services

VOLUME

S Lamer St Bet. W Olive Ave & W Oak St

Day: Tuesday
Date: 1/18/2022

City: Burbank
Project #: CA22_020022_009

DAILY TOTALS	NB	SB	EB	WB	Total
	303	190	0	0	493

AM Period	NB		SB		EB	WB	TOTAL		PM Period	NB		SB		EB	WB	TOTAL	
00:00	0		0		0	0			12:00	4		4		0	0	8	
00:15	1		0		0	0	1		12:15	3		6		0	0	9	
00:30	0		0		0	0			12:30	6		2		0	0	8	
00:45	0	1	0		0	0		1	12:45	1	14	4	16	0	0	5	30
01:00	0		0		0	0			13:00	10		3		0	0	13	
01:15	1		0		0	0	1		13:15	2		8		0	0	10	
01:30	0		1		0	0	1		13:30	5		9		0	0	14	
01:45	0	1	0	1	0	0		2	13:45	8	25	1	21	0	0	9	46
02:00	0		0		0	0			14:00	4		5		0	0	9	
02:15	2		0		0	0	2		14:15	6		0		0	0	6	
02:30	0		0		0	0			14:30	7		3		0	0	10	
02:45	0	2	1	1	0	0	1	3	14:45	9	26	3	11	0	0	12	37
03:00	0		0		0	0			15:00	4		7		0	0	11	
03:15	0		0		0	0			15:15	2		5		0	0	7	
03:30	0		0		0	0			15:30	3		1		0	0	4	
03:45	0		0		0	0			15:45	5	14	2	15	0	0	7	29
04:00	0		0		0	0			16:00	4		2		0	0	6	
04:15	0		0		0	0			16:15	10		0		0	0	10	
04:30	0		0		0	0			16:30	2		5		0	0	7	
04:45	1	1	0		0	0	1	1	16:45	5	21	0	7	0	0	5	28
05:00	1		2		0	0	3		17:00	7		4		0	0	11	
05:15	0		1		0	0	1		17:15	3		9		0	0	12	
05:30	0		0		0	0			17:30	6		3		0	0	9	
05:45	0	1	0	3	0	0		4	17:45	4	20	0	16	0	0	4	36
06:00	0		0		0	0			18:00	2		1		0	0	3	
06:15	3		0		0	0	3		18:15	5		2		0	0	7	
06:30	3		0		0	0	3		18:30	5		2		0	0	7	
06:45	2	8	3	3	0	0	5	11	18:45	5	17	4	9	0	0	9	26
07:00	1		2		0	0	3		19:00	6		1		0	0	7	
07:15	5		2		0	0	7		19:15	5		2		0	0	7	
07:30	8		3		0	0	11		19:30	2		2		0	0	4	
07:45	17	31	5	12	0	0	22	43	19:45	5	18	4	9	0	0	9	27
08:00	5		4		0	0	9		20:00	2		1		0	0	3	
08:15	9		1		0	0	10		20:15	2		0		0	0	2	
08:30	9		5		0	0	14		20:30	1		1		0	0	2	
08:45	4	27	4	14	0	0	8	41	20:45	2	7	3	5	0	0	5	12
09:00	4		2		0	0	6		21:00	2		1		0	0	3	
09:15	3		4		0	0	7		21:15	1		2		0	0	3	
09:30	3		2		0	0	5		21:30	0		0		0	0		
09:45	1	11	4	12	0	0	5	23	21:45	0	3	0	3	0	0		6
10:00	7		2		0	0	9		22:00	0		0		0	0		
10:15	7		5		0	0	12		22:15	2		1		0	0	3	
10:30	6		2		0	0	8		22:30	0		1		0	0	1	
10:45	3	23	4	13	0	0	7	36	22:45	0	2	1	3	0	0	1	5
11:00	6		2		0	0	8		23:00	0		1		0	0	1	
11:15	7		4		0	0	11		23:15	1		0		0	0	1	
11:30	8		4		0	0	12		23:30	0		0		0	0		
11:45	6	27	5	15	0	0	11	42	23:45	2	3	0	1	0	0	2	4
TOTALS		133		74				**207**	**TOTALS**		170		116				**286**
SPLIT %		64.3%		35.7%				**42.0%**	**SPLIT %**		59.4%		40.6%				**58.0%**

DAILY TOTALS	NB	SB	EB	WB	Total
	303	190	0	0	493

AM Peak Hour	07:45	11:30			**07:45**	**PM Peak Hour**	14:00	12:45			**13:00**
AM Pk Volume	40	19			**55**	**PM Pk Volume**	26	24			**46**
Pk Hr Factor	0.588	0.792			**0.625**	**Pk Hr Factor**	0.722	0.667			**0.821**
7 - 9 Volume	58	26	0	0	**84**	**4 - 6 Volume**	41	23	0	0	**64**
7 - 9 Peak Hour	07:45	07:45			**07:45**	**4 - 6 Peak Hour**	16:15	16:30			**16:45**
7 - 9 Pk Volume	40	15	0	0	**55**	**4 - 6 Pk Volume**	24	18	0	0	**37**
Pk Hr Factor	0.588	0.750	0.000	0.000	**0.625**	**Pk Hr Factor**	0.600	0.500	0.000	0.000	**0.771**

Prepared by NDS/ATD

Project #: CA22_020022_009 **City:** Burbank

Location: S Lamer St Bet. W Olive Ave & W Oak St **Date:** 1/18/2022

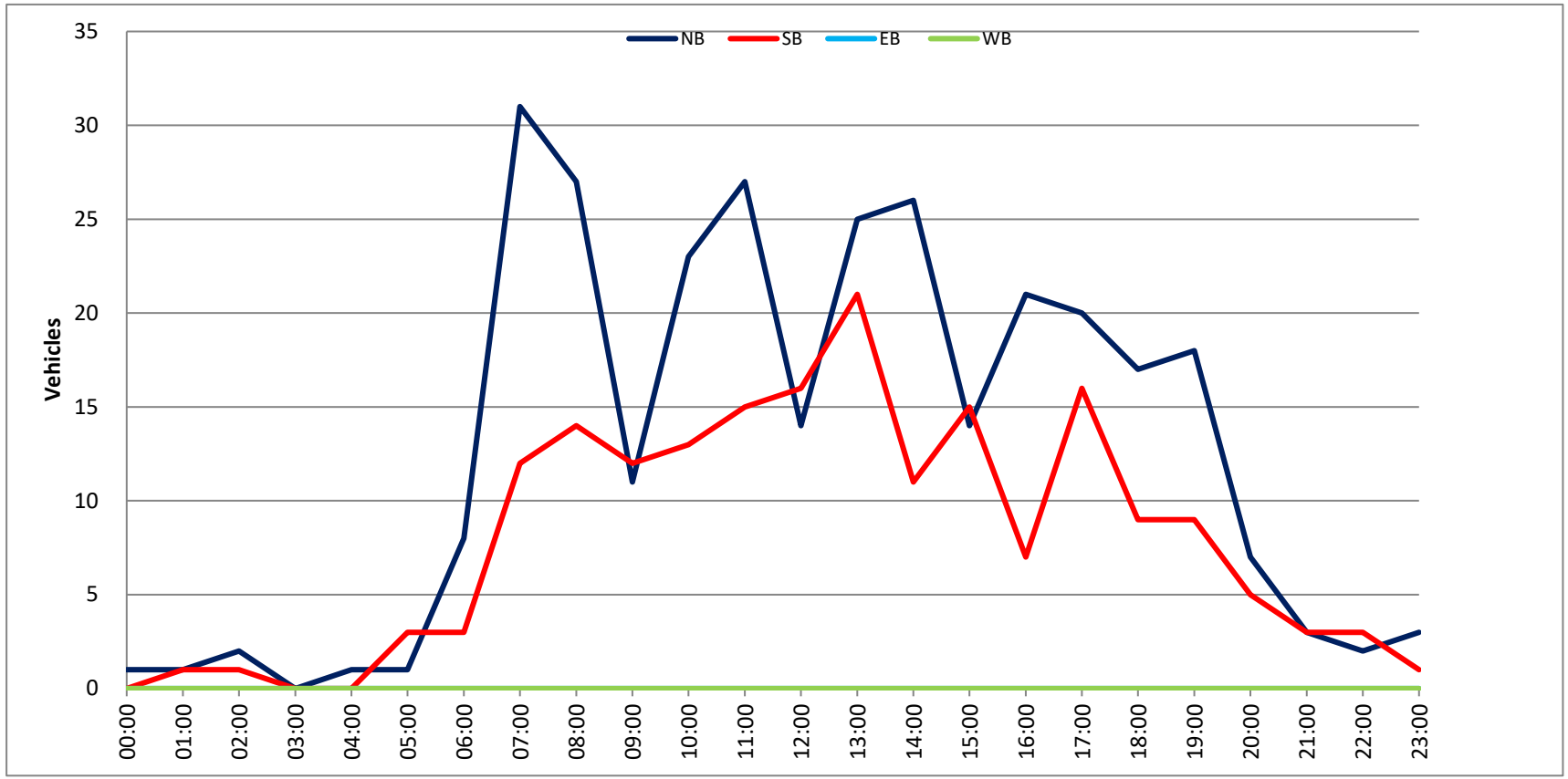

Prepared by National Data & Surveying Services

SPEED

S Lamer St Bet. W Olive Ave & W Oak St

Day: Wednesday
Date: 1/19/2022

City: Burbank
Project #: CA22_020022_009n

North Bound

Time	< 15	15 - 19	20 - 24	25 - 29	30 - 34	35 - 39	40 - 44	45 - 49	50 - 54	55 - 59	60 - 64	65 - 69	70 +	Total
00:00 AM	0	0	0	1	0	0	0	0	0	0	0	0	0	1
00:15	0	1	0	0	0	0	0	0	0	0	0	0	0	1
00:30	0	0	0	0	0	0	0	0	0	0	0	0	0	0
00:45	0	1	0	0	0	0	0	0	0	0	0	0	0	1
01:00	0	0	0	0	0	0	0	0	0	0	0	0	0	0
01:15	0	0	0	0	0	0	0	0	0	0	0	0	0	0
01:30	0	0	0	0	0	0	0	0	0	0	0	0	0	0
01:45	0	0	0	1	0	0	0	0	0	0	0	0	0	1
02:00	0	1	1	0	0	0	0	0	0	0	0	0	0	2
02:15	0	0	0	0	0	0	0	0	0	0	0	0	0	0
02:30	0	0	0	0	1	0	0	0	0	0	0	0	0	1
02:45	0	0	0	0	0	0	0	0	0	0	0	0	0	0
03:00	0	0	0	0	0	0	0	0	0	0	0	0	0	0
03:15	0	0	0	0	0	0	0	0	0	0	0	0	0	0
03:30	0	0	0	1	0	0	0	0	0	0	0	0	0	1
03:45	0	0	0	0	0	0	0	0	0	0	0	0	0	0
04:00	0	0	0	0	0	0	0	0	0	0	0	0	0	0
04:15	0	0	0	0	0	0	0	0	0	0	0	0	0	0
04:30	0	0	0	0	0	0	0	0	0	0	0	0	0	0
04:45	0	0	0	0	0	0	0	0	0	0	0	0	0	0
05:00	0	0	0	1	1	0	0	0	0	0	0	0	0	2
05:15	0	0	0	1	0	0	0	0	0	0	0	0	0	1
05:30	0	0	0	0	0	0	0	0	0	0	0	0	0	0
05:45	0	0	0	0	0	0	0	0	0	0	0	0	0	0
06:00	0	1	0	0	0	0	0	0	0	0	0	0	0	1
06:15	0	0	1	0	0	0	0	0	0	0	0	0	0	1
06:30	0	1	1	0	0	0	0	0	0	0	0	0	0	2
06:45	0	0	0	0	0	0	0	0	0	0	0	0	0	0
07:00	0	0	3	1	0	0	0	0	0	0	0	0	0	4
07:15	0	0	1	1	0	0	0	0	0	0	0	0	0	2
07:30	0	0	1	2	2	0	0	0	0	0	0	0	0	5
07:45	1	2	4	8	5	0	0	0	0	0	0	0	0	20
08:00	0	0	1	1	0	1	0	0	0	0	0	0	0	3
08:15	0	0	1	2	3	0	0	0	0	0	0	0	0	6
08:30	1	0	4	0	1	0	0	0	0	0	0	0	0	6
08:45	0	1	1	4	2	0	0	0	0	0	0	0	0	8
09:00	0	0	2	1	1	0	0	0	0	0	0	0	0	4
09:15	2	0	1	4	1	0	0	0	0	0	0	0	0	8
09:30	0	1	0	0	0	0	0	0	0	0	0	0	0	1
09:45	2	0	2	0	0	0	0	0	0	0	0	0	0	4
10:00	1	0	0	4	2	0	0	0	0	0	0	0	0	7
10:15	2	3	1	1	1	0	0	0	0	0	0	0	0	8
10:30	0	1	1	2	1	0	0	0	0	0	0	0	0	5
10:45	0	1	0	4	0	0	0	0	0	0	0	0	0	5
11:00	1	2	0	1	0	0	0	0	0	0	0	0	0	4
11:15	2	4	0	3	1	0	0	0	0	0	0	0	0	10
11:30	1	2	1	0	0	0	0	0	0	0	0	0	0	4
11:45	0	0	1	1	1	0	0	0	0	0	0	0	0	3
12:00 PM	0	0	1	0	2	1	0	0	0	0	0	0	0	4
12:15	0	1	4	1	0	0	0	0	0	0	0	0	0	6
12:30	1	1	2	1	1	0	0	0	0	0	0	0	0	6
12:45	0	3	4	0	0	0	0	0	0	0	0	0	0	7
13:00	3	1	5	1	0	0	0	0	0	0	0	0	0	10
13:15	2	2	1	0	0	0	0	0	0	0	0	0	0	5
13:30	1	0	2	4	1	0	0	0	0	0	0	0	0	8
13:45	0	3	0	1	0	0	0	0	0	0	0	0	0	4
14:00	0	1	0	1	0	0	0	0	0	0	0	0	0	2
14:15	1	1	4	2	0	0	0	0	0	0	0	0	0	8
14:30	0	1	3	2	1	0	0	0	0	0	0	0	0	7
14:45	1	2	0	5	0	0	0	0	0	0	0	0	0	8
15:00	1	2	4	1	1	0	0	0	0	0	0	0	0	9
15:15	2	0	1	2	0	0	0	0	0	0	0	0	0	5
15:30	1	1	2	1	0	1	0	0	0	0	0	0	0	6
15:45	0	0	2	3	0	0	0	0	0	0	0	0	0	5
16:00	1	2	1	4	1	0	0	0	0	0	0	0	0	9
16:15	0	0	3	2	0	0	0	0	0	0	0	0	0	5
16:30	1	1	2	4	1	0	0	0	0	0	0	0	0	9
16:45	0	2	3	1	0	0	0	0	0	0	0	0	0	6
17:00	0	0	0	2	0	0	0	0	0	0	0	0	0	2
17:15	1	1	3	1	0	0	0	0	0	0	0	0	0	6
17:30	0	1	1	4	1	0	0	0	0	0	0	0	0	7
17:45	0	2	2	4	0	0	0	0	0	0	0	0	0	8
18:00	1	0	1	3	0	0	0	0	0	0	0	0	0	5
18:15	0	1	3	1	0	0	0	0	0	0	0	0	0	5
18:30	0	1	1	4	0	0	0	0	0	0	0	0	0	6
18:45	1	2	3	1	0	0	0	0	0	0	0	0	0	7
19:00	0	0	2	0	1	0	0	0	0	0	0	0	0	3
19:15	0	3	1	3	2	0	0	0	0	0	0	0	0	9
19:30	0	0	0	2	0	0	0	0	0	0	0	0	0	2
19:45	0	0	0	2	1	1	0	0	0	0	0	0	0	4
20:00	0	0	1	2	1	0	0	0	0	0	0	0	0	4
20:15	0	0	2	1	1	0	0	0	0	0	0	0	0	4
20:30	0	0	1	0	1	0	0	0	0	0	0	0	0	2
20:45	1	0	0	0	0	0	0	0	0	0	0	0	0	1
21:00	0	0	1	0	2	0	0	0	0	0	0	0	0	3
21:15	0	0	0	0	0	0	0	0	0	0	0	0	0	0
21:30	0	0	0	1	0	0	0	0	0	0	0	0	0	1
21:45	0	0	0	0	0	0	0	0	0	0	0	0	0	0
22:00	0	0	0	1	0	0	0	0	0	0	0	0	0	1
22:15	0	0	1	1	0	0	0	0	0	0	0	0	0	2
22:30	0	1	0	1	0	0	0	0	0	0	0	0	0	2
22:45	0	0	0	0	0	0	0	0	0	0	0	0	0	0
23:00	0	0	0	0	0	0	0	0	0	0	0	0	0	0
23:15	0	0	0	0	0	0	0	0	0	0	0	0	0	0
23:30	0	0	0	0	0	0	0	0	0	0	0	0	0	0
23:45	0	0	0	0	0	0	0	0	0	0	0	0	0	0
Totals	32	58	95	115	41	4								345
% of Totals	9%	17%	28%	33%	12%	1%								100%

AM Volumes	13	22	28	45	23	1	0	0	0	0	0	0	0	132
% AM	4%	6%	8%	13%	7%	0%								38%
AM Peak Hour	09:15	10:45	07:45	07:30	07:30	07:15								07:45
Volume	5	9	10	13	10	1								35
PM Volumes	19	36	67	70	18	3	0	0	0	0	0	0	0	213
% PM	6%	10%	19%	20%	5%	1%								62%
PM Peak Hour	12:30	12:30	12:15	15:45	19:00	12:00								14:15
Volume	6	7	15	13	4	1								32

Directional Peak Periods	AM 7-9			NOON 12-2			PM 4-6			Off Peak Volumes		
All Classes	Volume	⟷	%	Volume	⟷	%	Volume	⟷	%	Volume	⟷	%
	54	⟷	16%	50	⟷	14%	52	⟷	15%	189	⟷	55%

Street Name	Direction	Percentiles					
		15th	50th	Average	85th	95th	ADT
S Lamer St	North Bound	17	24	24	30	33	345
S Lamer St	South Bound	14	21	21	28	32	225

Prepared by National Data & Surveying Services

SPEED

S Lamer St Bet. W Olive Ave & W Oak St

Day: Wednesday
Date: 1/19/2022

City: Burbank
Project #: CA22_020022_009s

South Bound

Time	< 15	15 - 19	20 - 24	25 - 29	30 - 34	35 - 39	40 - 44	45 - 49	50 - 54	55 - 59	60 - 64	65 - 69	70 +	Total
00:00 AM	0	0	0	0	0	0	0	0	0	0	0	0	0	0
00:15	0	0	0	0	0	0	0	0	0	0	0	0	0	0
00:30	0	1	0	0	0	0	0	0	0	0	0	0	0	1
00:45	0	1	0	0	0	0	0	0	0	0	0	0	0	1
01:00	0	1	0	0	0	0	0	0	0	0	0	0	0	1
01:15	0	0	0	0	0	0	0	0	0	0	0	0	0	0
01:30	0	0	0	0	0	0	0	0	0	0	0	0	0	0
01:45	0	0	0	0	0	0	0	0	0	0	0	0	0	0
02:00	0	0	0	0	0	0	0	0	0	0	0	0	0	0
02:15	0	0	0	0	0	0	0	0	0	0	0	0	0	0
02:30	0	0	1	0	0	0	0	0	0	0	0	0	0	1
02:45	0	0	0	0	0	0	0	0	0	0	0	0	0	0
03:00	0	0	0	0	0	0	0	0	0	0	0	0	0	0
03:15	0	0	0	0	0	0	0	0	0	0	0	0	0	0
03:30	0	0	0	0	0	0	0	0	0	0	0	0	0	0
03:45	0	0	0	0	0	0	0	0	0	0	0	0	0	0
04:00	0	0	0	0	0	0	0	0	0	0	0	0	0	0
04:15	0	0	0	0	0	0	0	0	0	0	0	0	0	0
04:30	0	0	1	0	0	0	0	0	0	0	0	0	0	1
04:45	0	0	1	0	0	0	0	0	0	0	0	0	0	1
05:00	0	0	0	0	0	0	0	0	0	0	0	0	0	0
05:15	0	0	1	0	0	0	0	0	0	0	0	0	0	1
05:30	0	0	0	1	0	0	0	0	0	0	0	0	0	1
05:45	0	0	0	0	0	0	0	0	0	0	0	0	0	0
06:00	0	1	0	0	0	0	0	0	0	0	0	0	0	1
06:15	0	1	0	0	0	0	0	0	0	0	0	0	0	1
06:30	0	0	0	0	0	0	0	0	0	0	0	0	0	0
06:45	0	0	1	0	1	0	0	0	0	0	0	0	0	2
07:00	0	0	0	2	0	0	0	0	0	0	0	0	0	2
07:15	1	0	1	0	0	0	0	0	0	0	0	0	0	2
07:30	1	2	2	2	1	0	0	0	0	0	0	0	0	8
07:45	0	2	1	3	1	0	0	0	0	0	0	0	0	7
08:00	0	0	3	2	2	0	0	0	0	0	0	0	0	7
08:15	0	1	0	0	0	0	0	0	0	0	0	0	0	1
08:30	0	0	0	0	0	0	0	0	0	0	0	0	0	0
08:45	0	0	0	0	0	0	0	0	0	0	0	0	0	0
09:00	1	0	1	1	0	0	0	0	0	0	0	0	0	3
09:15	0	2	0	0	0	0	0	0	0	0	0	0	0	2
09:30	1	0	0	1	0	0	0	0	0	0	0	0	0	2
09:45	1	2	0	0	0	0	0	0	0	0	0	0	0	3
10:00	0	1	0	0	0	0	0	0	0	0	0	0	0	1
10:15	0	0	0	0	0	0	0	0	0	0	0	0	0	0
10:30	0	0	0	1	0	0	0	0	0	0	0	0	0	1
10:45	2	0	2	0	0	0	0	0	0	0	0	0	0	4
11:00	3	2	2	1	0	0	0	0	0	0	0	0	0	8
11:15	1	0	3	1	0	0	0	0	0	0	0	0	0	5
11:30	2	1	1	0	1	0	0	0	0	0	0	0	0	5
11:45	2	1	2	1	0	0	0	0	0	0	0	0	0	6
12:00 PM	0	1	4	1	0	0	0	0	0	0	0	0	0	6
12:15	0	1	0	1	0	0	0	0	0	0	0	0	0	2
12:30	1	0	3	0	0	1	0	0	0	0	0	0	0	5
12:45	2	3	2	0	0	0	0	0	0	0	0	0	0	7
13:00	2	1	1	0	0	0	0	0	0	0	0	0	0	4
13:15	4	4	1	0	0	0	0	0	0	0	0	0	0	9
13:30	0	0	2	1	1	0	0	0	0	0	0	0	0	4
13:45	1	1	1	1	0	0	0	0	0	0	0	0	0	4
14:00	1	0	1	0	0	0	0	0	0	0	0	0	0	2
14:15	2	2	3	0	0	0	0	0	0	0	0	0	0	7
14:30	1	2	3	1	0	0	0	0	0	0	0	0	0	7
14:45	2	2	5	0	0	0	0	0	0	0	0	0	0	9
15:00	0	0	2	0	0	0	0	0	0	0	0	0	0	2
15:15	0	0	2	2	0	0	0	0	0	0	0	0	0	4
15:30	0	2	1	0	0	0	0	0	0	0	0	0	0	3
15:45	2	0	0	0	0	0	0	0	0	0	0	0	0	2
16:00	0	2	1	0	0	0	0	0	0	0	0	0	0	3
16:15	0	0	0	1	1	0	0	0	0	0	0	0	0	2
16:30	1	0	1	1	2	0	0	0	0	0	0	0	0	5
16:45	0	1	3	0	0	0	0	0	0	0	0	0	0	4
17:00	0	0	1	1	2	0	0	0	0	0	0	0	0	4
17:15	0	4	1	0	1	0	0	0	0	0	0	0	0	6
17:30	0	1	1	1	0	0	0	0	0	0	0	0	0	3
17:45	1	0	1	1	1	0	0	0	0	0	0	0	0	4
18:00	1	0	0	0	0	0	0	0	0	0	0	0	0	1
18:15	1	0	1	0	0	0	0	0	0	0	0	0	0	2
18:30	1	2	2	2	0	0	0	0	0	0	0	0	0	7
18:45	1	1	3	2	0	0	0	0	0	0	0	0	0	7
19:00	0	1	1	0	0	0	0	0	0	0	0	0	0	2
19:15	0	0	0	0	2	0	0	0	0	0	0	0	0	2
19:30	0	1	2	1	1	0	0	0	0	0	0	0	0	5
19:45	0	0	0	0	0	0	0	0	0	0	0	0	0	0
20:00	0	2	0	0	1	0	0	0	0	0	0	0	0	3
20:15	0	0	2	0	0	0	0	0	0	0	0	0	0	2
20:30	0	0	0	0	0	0	0	0	0	0	0	0	0	0
20:45	0	0	0	1	0	0	0	0	0	0	0	0	0	1
21:00	0	0	0	1	1	0	0	0	0	0	0	0	0	2
21:15	0	0	0	0	0	0	0	0	0	0	0	0	0	0
21:30	0	0	1	1	0	0	0	0	0	0	0	0	0	2
21:45	0	0	0	0	1	0	0	0	0	0	0	0	0	1
22:00	0	0	0	0	0	0	0	0	0	0	0	0	0	0
22:15	0	0	0	0	0	0	0	0	0	0	0	0	0	0
22:30	0	0	0	0	0	0	0	0	0	0	0	0	0	0
22:45	0	0	0	0	0	0	0	0	0	0	0	0	0	0
23:00	0	0	0	0	0	0	0	0	0	0	0	0	0	0
23:15	0	0	0	1	0	0	0	0	0	0	0	0	0	1
23:30	0	0	0	0	0	0	0	0	0	0	0	0	0	0
23:45	0	0	0	0	0	0	0	0	0	0	0	0	0	0
Totals	39	53	75	37	20	1								225
% of Totals	17%	24%	33%	16%	9%	0%								100%

AM Volumes	15	19	23	16	6	0	0	0	0	0	0	0	0	79
% AM	7%	8%	10%	7%	3%									35%
AM Peak Hour	10:45	07:30	11:15	07:00	07:15	11:45								07:15
Volume	8	5	10	7	4	1								24
PM Volumes	24	34	52	21	14	1	0	0	0	0	0	0	0	146
% PM	11%	15%	23%	9%	6%	0%								65%
PM Peak Hour	12:30	12:30	14:15	18:00	16:15	12:00								12:30
Volume	9	8	13	4	5	1								25

Directional Peak Periods	AM 7-9			NOON 12-2			PM 4-6			Off Peak Volumes		
All Classes	Volume	⟷	%	Volume	⟷	%	Volume	⟷	%	Volume	⟷	%
	27		12%	41		18%	31		14%	126		56%

Street Name	Direction	Percentiles					
		15th	50th	Average	85th	95th	ADT
S Lamer St	North Bound	17	24	24	30	33	345
S Lamer St	South Bound	14	21	21	28	32	225

Prepared by National Data & Surveying Services

SPEED

S Lamer St Bet. W Olive Ave & W Oak St

Day: Wednesday
Date: 1/19/2022

City: Burbank
Project #: CA22_020022_009

Summary

Time	< 15	15 - 19	20 - 24	25 - 29	30 - 34	35 - 39	40 - 44	45 - 49	50 - 54	55 - 59	60 - 64	65 - 69	70 +	Total
00:00 AM	0	0	0	1	0	0	0	0	0	0	0	0	0	1
00:15	0	1	0	0	0	0	0	0	0	0	0	0	0	1
00:30	0	1	0	0	0	0	0	0	0	0	0	0	0	1
00:45	0	2	0	0	0	0	0	0	0	0	0	0	0	2
01:00	0	1	0	0	0	0	0	0	0	0	0	0	0	1
01:15	0	0	0	0	0	0	0	0	0	0	0	0	0	0
01:30	0	0	0	0	0	0	0	0	0	0	0	0	0	0
01:45	0	0	0	1	0	0	0	0	0	0	0	0	0	1
02:00	0	1	1	0	0	0	0	0	0	0	0	0	0	2
02:15	0	0	0	0	0	0	0	0	0	0	0	0	0	0
02:30	0	0	1	0	1	0	0	0	0	0	0	0	0	2
02:45	0	0	0	0	0	0	0	0	0	0	0	0	0	0
03:00	0	0	0	0	0	0	0	0	0	0	0	0	0	0
03:15	0	0	0	0	0	0	0	0	0	0	0	0	0	0
03:30	0	0	0	1	0	0	0	0	0	0	0	0	0	1
03:45	0	0	0	0	0	0	0	0	0	0	0	0	0	0
04:00	0	0	0	0	0	0	0	0	0	0	0	0	0	0
04:15	0	0	0	0	0	0	0	0	0	0	0	0	0	0
04:30	0	0	1	0	0	0	0	0	0	0	0	0	0	1
04:45	0	0	1	0	0	0	0	0	0	0	0	0	0	1
05:00	0	0	0	1	1	0	0	0	0	0	0	0	0	2
05:15	0	0	1	1	0	0	0	0	0	0	0	0	0	2
05:30	0	0	0	1	0	0	0	0	0	0	0	0	0	1
05:45	0	0	0	0	0	0	0	0	0	0	0	0	0	0
06:00	0	2	0	0	0	0	0	0	0	0	0	0	0	2
06:15	0	1	1	0	0	0	0	0	0	0	0	0	0	2
06:30	0	1	1	0	0	0	0	0	0	0	0	0	0	2
06:45	0	0	1	0	1	0	0	0	0	0	0	0	0	2
07:00	0	0	3	3	0	0	0	0	0	0	0	0	0	6
07:15	1	0	2	1	0	0	0	0	0	0	0	0	0	4
07:30	1	2	3	4	3	0	0	0	0	0	0	0	0	13
07:45	1	4	5	11	6	0	0	0	0	0	0	0	0	27
08:00	0	0	4	3	2	1	0	0	0	0	0	0	0	10
08:15	0	1	1	2	3	0	0	0	0	0	0	0	0	7
08:30	1	0	4	0	1	0	0	0	0	0	0	0	0	6
08:45	0	1	1	4	2	0	0	0	0	0	0	0	0	8
09:00	1	0	3	2	1	0	0	0	0	0	0	0	0	7
09:15	2	2	1	4	1	0	0	0	0	0	0	0	0	10
09:30	1	1	0	1	0	0	0	0	0	0	0	0	0	3
09:45	3	2	2	0	0	0	0	0	0	0	0	0	0	7
10:00	1	1	0	4	2	0	0	0	0	0	0	0	0	8
10:15	2	3	1	1	1	0	0	0	0	0	0	0	0	8
10:30	0	1	1	3	1	0	0	0	0	0	0	0	0	6
10:45	2	1	2	4	0	0	0	0	0	0	0	0	0	9
11:00	4	4	2	2	0	0	0	0	0	0	0	0	0	12
11:15	3	4	3	4	1	0	0	0	0	0	0	0	0	15
11:30	3	3	2	0	1	0	0	0	0	0	0	0	0	9
11:45	2	1	3	2	1	0	0	0	0	0	0	0	0	9
12:00 PM	0	1	5	1	2	1	0	0	0	0	0	0	0	10
12:15	0	2	4	2	0	0	0	0	0	0	0	0	0	8
12:30	2	1	5	1	1	1	0	0	0	0	0	0	0	11
12:45	2	6	6	0	0	0	0	0	0	0	0	0	0	14
13:00	5	2	6	1	0	0	0	0	0	0	0	0	0	14
13:15	6	6	2	0	0	0	0	0	0	0	0	0	0	14
13:30	1	0	4	5	2	0	0	0	0	0	0	0	0	12
13:45	1	4	1	2	0	0	0	0	0	0	0	0	0	8
14:00	1	1	1	1	0	0	0	0	0	0	0	0	0	4
14:15	3	3	7	2	0	0	0	0	0	0	0	0	0	15
14:30	1	3	6	3	1	0	0	0	0	0	0	0	0	14
14:45	3	4	5	5	0	0	0	0	0	0	0	0	0	17
15:00	1	2	6	1	1	0	0	0	0	0	0	0	0	11
15:15	2	0	3	4	0	0	0	0	0	0	0	0	0	9
15:30	1	3	3	1	0	1	0	0	0	0	0	0	0	9
15:45	2	0	2	3	0	0	0	0	0	0	0	0	0	7
16:00	1	4	2	4	1	0	0	0	0	0	0	0	0	12
16:15	0	0	3	3	1	0	0	0	0	0	0	0	0	7
16:30	2	1	3	5	3	0	0	0	0	0	0	0	0	14
16:45	0	3	6	1	0	0	0	0	0	0	0	0	0	10
17:00	0	0	1	3	2	0	0	0	0	0	0	0	0	6
17:15	1	5	4	1	1	0	0	0	0	0	0	0	0	12
17:30	0	2	2	5	1	0	0	0	0	0	0	0	0	10
17:45	1	2	3	5	1	0	0	0	0	0	0	0	0	12
18:00	2	0	1	3	0	0	0	0	0	0	0	0	0	6
18:15	1	1	4	1	0	0	0	0	0	0	0	0	0	7
18:30	1	3	3	6	0	0	0	0	0	0	0	0	0	13
18:45	2	3	6	3	0	0	0	0	0	0	0	0	0	14
19:00	0	1	3	0	1	0	0	0	0	0	0	0	0	5
19:15	0	3	1	3	4	0	0	0	0	0	0	0	0	11
19:30	0	1	2	3	1	0	0	0	0	0	0	0	0	7
19:45	0	0	0	2	1	1	0	0	0	0	0	0	0	4
20:00	0	2	1	2	2	0	0	0	0	0	0	0	0	7
20:15	0	0	4	1	1	0	0	0	0	0	0	0	0	6
20:30	0	0	1	0	1	0	0	0	0	0	0	0	0	2
20:45	1	0	0	1	0	0	0	0	0	0	0	0	0	2
21:00	0	0	1	1	3	0	0	0	0	0	0	0	0	5
21:15	0	0	0	0	0	0	0	0	0	0	0	0	0	0
21:30	0	0	1	2	0	0	0	0	0	0	0	0	0	3
21:45	0	0	0	0	1	0	0	0	0	0	0	0	0	1
22:00	0	0	0	1	0	0	0	0	0	0	0	0	0	1
22:15	0	0	1	1	0	0	0	0	0	0	0	0	0	2
22:30	0	1	0	1	0	0	0	0	0	0	0	0	0	2
22:45	0	0	0	0	0	0	0	0	0	0	0	0	0	0
23:00	0	0	0	0	0	0	0	0	0	0	0	0	0	0
23:15	0	0	0	1	0	0	0	0	0	0	0	0	0	1
23:30	0	0	0	0	0	0	0	0	0	0	0	0	0	0
23:45	0	0	0	0	0	0	0	0	0	0	0	0	0	0
Totals	71	111	170	152	61	5								570
% of Totals	12%	19%	30%	27%	11%	1%								100%

AM Volumes	28	41	51	61	29	1	0	0	0	0	0	0	0	211
% AM	5%	7%	9%	11%	5%	0%								37%
AM Peak Hour	10:45	10:45	11:45	07:30	07:30	11:45								07:30
Volume	12	12	17	20	14	2								57
PM Volumes	43	70	119	91	32	4	0	0	0	0	0	0	0	359
% PM	8%	12%	21%	16%	6%	1%								63%
PM Peak Hour	12:30	12:30	14:15	15:45	19:15	12:00								14:15
Volume	15	15	24	15	8	2								57

Directional Peak Periods	AM 7-9			NOON 12-2			PM 4-6			Off Peak Volumes		
All Classes	Volume	⟷	%	Volume	⟷	%	Volume	⟷	%	Volume	⟷	%
	81	⟷	14%	91	⟷	16%	83	⟷	15%	315	⟷	55%

Street Name	Direction	Percentiles					
		15th	50th	Average	85th	95th	ADT
S Lamer St	Summary	16	23	23	29	33	570

Prepared by National Data & Surveying Services

SPEED

S Lamer St Bet. W Olive Ave & W Oak St

Day: Wednesday
Date: 1/19/2022

City: Burbank
Project #: CA22_020022_009n

North Bound

Time	< 15	15 - 19	20 - 24	25 - 29	30 - 34	35 - 39	40 - 44	45 - 49	50 - 54	55 - 59	60 - 64	65 - 69	70 +	Total
00:00 AM	0	2	0	1	0	0	0	0	0	0	0	0	0	3
01:00	0	0	0	1	0	0	0	0	0	0	0	0	0	1
02:00	0	1	1	0	1	0	0	0	0	0	0	0	0	3
03:00	0	0	0	1	0	0	0	0	0	0	0	0	0	1
04:00	0	0	0	0	0	0	0	0	0	0	0	0	0	0
05:00	0	0	0	2	1	0	0	0	0	0	0	0	0	3
06:00	0	2	2	0	0	0	0	0	0	0	0	0	0	4
07:00	1	2	9	12	7	0	0	0	0	0	0	0	0	31
08:00	1	1	7	7	6	1	0	0	0	0	0	0	0	23
09:00	4	1	5	5	2	0	0	0	0	0	0	0	0	17
10:00	3	5	2	11	4	0	0	0	0	0	0	0	0	25
11:00	4	8	2	5	2	0	0	0	0	0	0	0	0	21
12:00 PM	1	5	11	2	3	1	0	0	0	0	0	0	0	23
13:00	6	6	8	6	1	0	0	0	0	0	0	0	0	27
14:00	2	5	7	10	1	0	0	0	0	0	0	0	0	25
15:00	4	3	9	7	1	1	0	0	0	0	0	0	0	25
16:00	2	5	9	11	2	0	0	0	0	0	0	0	0	29
17:00	1	4	6	11	1	0	0	0	0	0	0	0	0	23
18:00	2	4	8	9	0	0	0	0	0	0	0	0	0	23
19:00	0	3	3	7	4	1	0	0	0	0	0	0	0	18
20:00	1	0	4	3	3	0	0	0	0	0	0	0	0	11
21:00	0	0	1	1	2	0	0	0	0	0	0	0	0	4
22:00	0	1	1	3	0	0	0	0	0	0	0	0	0	5
23:00	0	0	0	0	0	0	0	0	0	0	0	0	0	0
Totals	32	58	95	115	41	4								345
% of Totals	9%	17%	28%	33%	12%	1%								100%

AM Volumes	13	22	28	45	23	1	0	0	0	0	0	0	0	132
% AM	4%	6%	8%	13%	7%	0%								38%
AM Peak Hour	09:00	11:00	07:00	07:00	07:00	08:00								07:00
Volume	4	8	9	12	7	1								31
PM Volumes	19	36	67	70	18	3	0	0	0	0	0	0	0	213
% PM	6%	10%	19%	20%	5%	1%								62%
PM Peak Hour	13:00	13:00	12:00	16:00	19:00	12:00								16:00
Volume	6	6	11	11	4	1								29

Directional Peak Periods	AM 7-9			NOON 12-2			PM 4-6			Off Peak Volumes		
All Speeds	Volume		%	Volume		%	Volume		%	Volume		%
	54	↔	16%	50	↔	14%	52	↔	15%	189	↔	55%

Street Name	Direction	Percentiles					
		15th	50th	Average	85th	95th	ADT
S Lamer St	North Bound	17	24	24	30	33	345
S Lamer St	South Bound	14	21	21	28	32	225

Prepared by National Data & Surveying Services

SPEED

S Lamer St Bet. W Olive Ave & W Oak St

Day: Wednesday
Date: 1/19/2022

City: Burbank
Project #: CA22_020022_009s

South Bound

Time	< 15	15 - 19	20 - 24	25 - 29	30 - 34	35 - 39	40 - 44	45 - 49	50 - 54	55 - 59	60 - 64	65 - 69	70 +	Total
00:00 AM	0	2	0	0	0	0	0	0	0	0	0	0	0	2
01:00	0	1	0	0	0	0	0	0	0	0	0	0	0	1
02:00	0	0	1	0	0	0	0	0	0	0	0	0	0	1
03:00	0	0	0	0	0	0	0	0	0	0	0	0	0	0
04:00	0	0	2	0	0	0	0	0	0	0	0	0	0	2
05:00	0	0	1	1	0	0	0	0	0	0	0	0	0	2
06:00	0	2	1	0	1	0	0	0	0	0	0	0	0	4
07:00	2	4	4	7	2	0	0	0	0	0	0	0	0	19
08:00	0	1	3	2	2	0	0	0	0	0	0	0	0	8
09:00	3	4	1	2	0	0	0	0	0	0	0	0	0	10
10:00	2	1	2	1	0	0	0	0	0	0	0	0	0	6
11:00	8	4	8	3	1	0	0	0	0	0	0	0	0	24
12:00 PM	3	5	9	2	0	1	0	0	0	0	0	0	0	20
13:00	7	6	5	2	1	0	0	0	0	0	0	0	0	21
14:00	6	6	12	1	0	0	0	0	0	0	0	0	0	25
15:00	2	2	5	2	0	0	0	0	0	0	0	0	0	11
16:00	1	3	5	2	3	0	0	0	0	0	0	0	0	14
17:00	1	5	4	3	4	0	0	0	0	0	0	0	0	17
18:00	4	3	6	4	0	0	0	0	0	0	0	0	0	17
19:00	0	2	3	1	3	0	0	0	0	0	0	0	0	9
20:00	0	2	2	1	1	0	0	0	0	0	0	0	0	6
21:00	0	0	1	2	2	0	0	0	0	0	0	0	0	5
22:00	0	0	0	0	0	0	0	0	0	0	0	0	0	0
23:00	0	0	0	1	0	0	0	0	0	0	0	0	0	1
Totals	39	53	75	37	20	1								225
% of Totals	17%	24%	33%	16%	9%	0%								100%

AM Volumes	15	19	23	16	6	0	0	0	0	0	0	0	0	79
% AM	7%	8%	10%	7%	3%									35%
AM Peak Hour	11:00	07:00	11:00	07:00	07:00									11:00
Volume	8	4	8	7	2									24
PM Volumes	24	34	52	21	14	1	0	0	0	0	0	0	0	146
% PM	11%	15%	23%	9%	6%	0%								65%
PM Peak Hour	13:00	13:00	14:00	18:00	17:00	12:00								14:00
Volume	7	6	12	4	4	1								25

Directional Peak Periods	AM 7-9			NOON 12-2			PM 4-6			Off Peak Volumes		
All Speeds	Volume		%	Volume		%	Volume		%	Volume		%
	27	↔	12%	41	↔	18%	31	↔	14%	126	↔	56%

Street Name	Direction	Percentiles					
		15th	50th	Average	85th	95th	ADT
S Lamer St	North Bound	17	24	24	30	33	345
S Lamer St	South Bound	14	21	21	28	32	225

Prepared by National Data & Surveying Services

SPEED

S Lamer St Bet. W Olive Ave & W Oak St

Day: Wednesday
Date: 1/19/2022

City: Burbank
Project #: CA22_020022_009

Summary

Time	< 15	15 - 19	20 - 24	25 - 29	30 - 34	35 - 39	40 - 44	45 - 49	50 - 54	55 - 59	60 - 64	65 - 69	70 +	Total
00:00 AM	0	4	0	1	0	0	0	0	0	0	0	0	0	5
01:00	0	1	0	1	0	0	0	0	0	0	0	0	0	2
02:00	0	1	2	0	1	0	0	0	0	0	0	0	0	4
03:00	0	0	0	1	0	0	0	0	0	0	0	0	0	1
04:00	0	0	2	0	0	0	0	0	0	0	0	0	0	2
05:00	0	0	1	3	1	0	0	0	0	0	0	0	0	5
06:00	0	4	3	0	1	0	0	0	0	0	0	0	0	8
07:00	3	6	13	19	9	0	0	0	0	0	0	0	0	50
08:00	1	2	10	9	8	1	0	0	0	0	0	0	0	31
09:00	7	5	6	7	2	0	0	0	0	0	0	0	0	27
10:00	5	6	4	12	4	0	0	0	0	0	0	0	0	31
11:00	12	12	10	8	3	0	0	0	0	0	0	0	0	45
12:00 PM	4	10	20	4	3	2	0	0	0	0	0	0	0	43
13:00	13	12	13	8	2	0	0	0	0	0	0	0	0	48
14:00	8	11	19	11	1	0	0	0	0	0	0	0	0	50
15:00	6	5	14	9	1	1	0	0	0	0	0	0	0	36
16:00	3	8	14	13	5	0	0	0	0	0	0	0	0	43
17:00	2	9	10	14	5	0	0	0	0	0	0	0	0	40
18:00	6	7	14	13	0	0	0	0	0	0	0	0	0	40
19:00	0	5	6	8	7	1	0	0	0	0	0	0	0	27
20:00	1	2	6	4	4	0	0	0	0	0	0	0	0	17
21:00	0	0	2	3	4	0	0	0	0	0	0	0	0	9
22:00	0	1	1	3	0	0	0	0	0	0	0	0	0	5
23:00	0	0	0	1	0	0	0	0	0	0	0	0	0	1
Totals	71	111	170	152	61	5								570
% of Totals	12%	19%	30%	27%	11%	1%								100%

AM Volumes	28	41	51	61	29	1	0	0	0	0	0	0	0	211
% AM	5%	7%	9%	11%	5%	0%								37%
AM Peak Hour	11:00	11:00	07:00	07:00	07:00	08:00								07:00
Volume	12	12	13	19	9	1								50
PM Volumes	43	70	119	91	32	4	0	0	0	0	0	0	0	359
% PM	8%	12%	21%	16%	6%	1%								63%
PM Peak Hour	13:00	13:00	12:00	17:00	19:00	12:00								14:00
Volume	13	12	20	14	7	2								50

Directional Peak Periods	AM 7-9			NOON 12-2			PM 4-6			Off Peak Volumes		
All Speeds	Volume		%	Volume		%	Volume		%	Volume		%
	81	↔	14%	91	↔	16%	83	↔	15%	315	↔	55%

Street Name	Direction	Percentiles					
		15th	50th	Average	85th	95th	ADT
S Lamer St	Summary	16	23	23	29	33	570

Prepared by NDS/ATD

Prepared by National Data & Surveying Services

VOLUME

S Lamer St Bet. W Olive Ave & W Oak St

Day: Wednesday
Date: 1/19/2022

City: Burbank
Project #: CA22_020022_009

DAILY TOTALS	NB	SB	EB	WB	Total
	345	225	0	0	570

AM Period	NB		SB		EB	WB	TOTAL		PM Period	NB		SB		EB	WB	TOTAL	
00:00	1		0		0	0	1		12:00	4		6		0	0	10	
00:15	1		0		0	0	1		12:15	6		2		0	0	8	
00:30	0		1		0	0	1		12:30	6		5		0	0	11	
00:45	1	3	1	2	0	0	2	5	12:45	7	23	7	20	0	0	14	43
01:00	0		1		0	0	1		13:00	10		4		0	0	14	
01:15	0		0		0	0			13:15	5		9		0	0	14	
01:30	0		0		0	0			13:30	8		4		0	0	12	
01:45	1	1	0	1	0	0	1	2	13:45	4	27	4	21	0	0	8	48
02:00	2		0		0	0	2		14:00	2		2		0	0	4	
02:15	0		0		0	0			14:15	8		7		0	0	15	
02:30	1		1		0	0	2		14:30	7		7		0	0	14	
02:45	0	3	0	1	0	0		4	14:45	8	25	9	25	0	0	17	50
03:00	0		0		0	0			15:00	9		2		0	0	11	
03:15	0		0		0	0			15:15	5		4		0	0	9	
03:30	1		0		0	0	1		15:30	6		3		0	0	9	
03:45	0	1	0		0	0		1	15:45	5	25	2	11	0	0	7	36
04:00	0		0		0	0			16:00	9		3		0	0	12	
04:15	0		0		0	0			16:15	5		2		0	0	7	
04:30	0		1		0	0	1		16:30	9		5		0	0	14	
04:45	0		1	2	0	0	1	2	16:45	6	29	4	14	0	0	10	43
05:00	2		0		0	0	2		17:00	2		4		0	0	6	
05:15	1		1		0	0	2		17:15	6		6		0	0	12	
05:30	0		1		0	0	1		17:30	7		3		0	0	10	
05:45	0	3	0	2	0	0		5	17:45	8	23	4	17	0	0	12	40
06:00	1		1		0	0	2		18:00	5		1		0	0	6	
06:15	1		1		0	0	2		18:15	5		2		0	0	7	
06:30	2		0		0	0	2		18:30	6		7		0	0	13	
06:45	0	4	2	4	0	0	2	8	18:45	7	23	7	17	0	0	14	40
07:00	4		2		0	0	6		19:00	3		2		0	0	5	
07:15	2		2		0	0	4		19:15	9		2		0	0	11	
07:30	5		8		0	0	13		19:30	2		5		0	0	7	
07:45	20	31	7	19	0	0	27	50	19:45	4	18	0	9	0	0	4	27
08:00	3		7		0	0	10		20:00	4		3		0	0	7	
08:15	6		1		0	0	7		20:15	4		2		0	0	6	
08:30	6		0		0	0	6		20:30	2		0		0	0	2	
08:45	8	23	0	8	0	0	8	31	20:45	1	11	1	6	0	0	2	17
09:00	4		3		0	0	7		21:00	3		2		0	0	5	
09:15	8		2		0	0	10		21:15	0		0		0	0		
09:30	1		2		0	0	3		21:30	1		2		0	0	3	
09:45	4	17	3	10	0	0	7	27	21:45	0	4	1	5	0	0	1	9
10:00	7		1		0	0	8		22:00	1		0		0	0	1	
10:15	8		0		0	0	8		22:15	2		0		0	0	2	
10:30	5		1		0	0	6		22:30	2		0		0	0	2	
10:45	5	25	4	6	0	0	9	31	22:45	0	5	0		0	0		5
11:00	4		8		0	0	12		23:00	0		0		0	0		
11:15	10		5		0	0	15		23:15	0		1		0	0	1	
11:30	4		5		0	0	9		23:30	0		0		0	0		
11:45	3	21	6	24	0	0	9	45	23:45	0		0	1	0	0		1
TOTALS		132		79				211	TOTALS		213		146				359
SPLIT %		62.6%		37.4%				37.0%	SPLIT %		59.3%		40.7%				63.0%

DAILY TOTALS	NB	SB	EB	WB	Total
	345	225	0	0	570

AM Peak Hour	07:45	07:15			07:30	PM Peak Hour	14:15	12:30			14:15
AM Pk Volume	35	24			57	PM Pk Volume	32	25			57
Pk Hr Factor	0.438	0.750			0.528	Pk Hr Factor	0.889	0.694			0.838
7 - 9 Volume	54	27	0	0	81	4 - 6 Volume	52	31	0	0	83
7 - 9 Peak Hour	07:45	07:15			07:30	4 - 6 Peak Hour	16:00	16:30			16:00
7 - 9 Pk Volume	35	24	0	0	57	4 - 6 Pk Volume	29	19	0	0	43
Pk Hr Factor	0.438	0.750	0.000	0.000	0.528	Pk Hr Factor	0.806	0.792	0.000	0.000	0.768

Prepared by NDS/ATD

Project #: CA22_020022_009 **City:** Burbank

Location: S Lamer St Bet. W Olive Ave & W Oak St **Date:** 1/19/2022

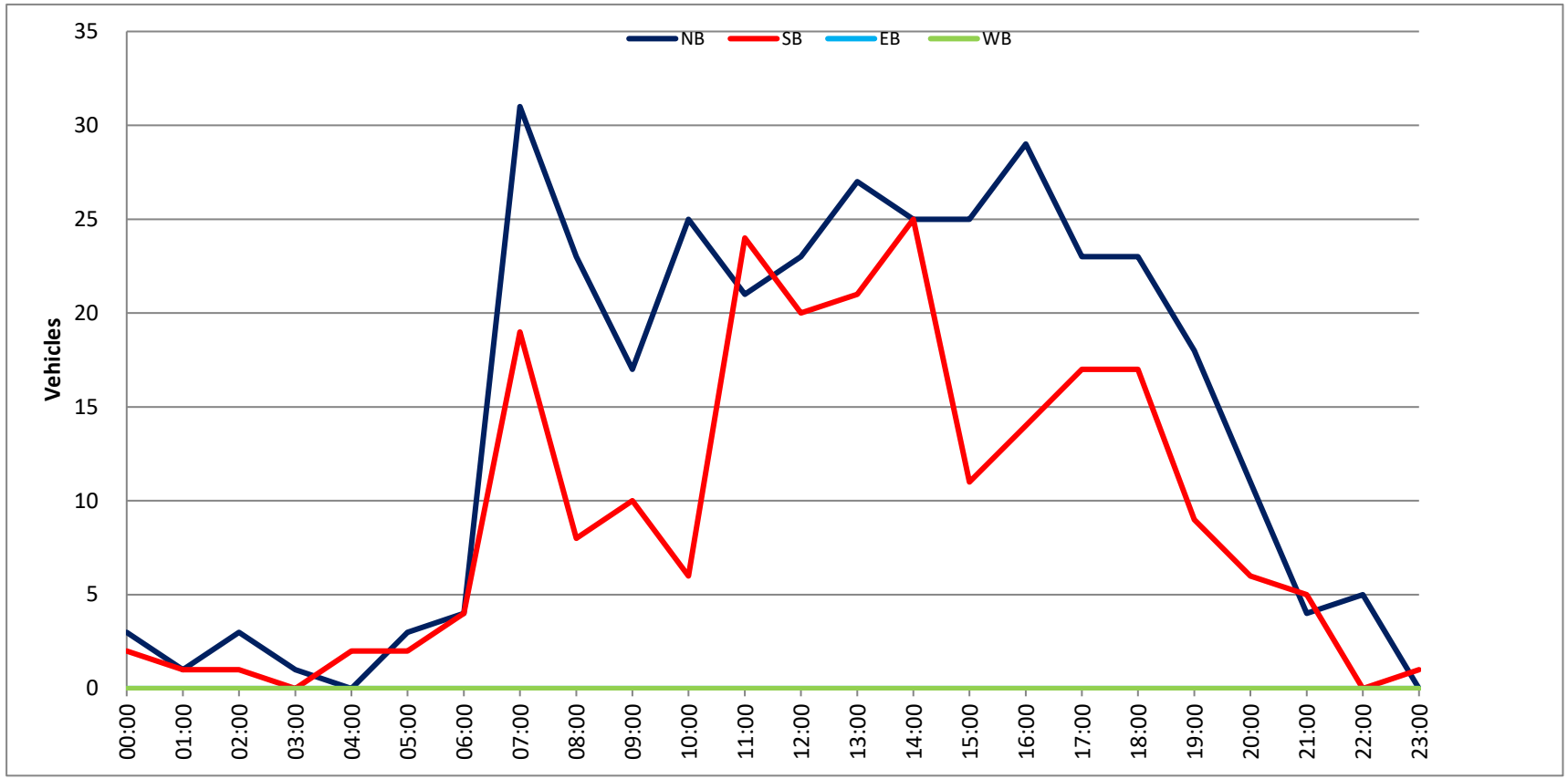

Prepared by National Data & Surveying Services

SPEED

S Lamer St Bet. W Olive Ave & W Oak St

Day: Thursday
Date: 1/20/2022

City: Burbank
Project #: CA22_020022_009n

North Bound

Time	< 15	15 - 19	20 - 24	25 - 29	30 - 34	35 - 39	40 - 44	45 - 49	50 - 54	55 - 59	60 - 64	65 - 69	70 +	Total
00:00 AM	0	0	0	0	0	0	0	0	0	0	0	0	0	0
00:15	0	0	0	0	0	1	0	0	0	0	0	0	0	1
00:30	0	0	0	0	0	0	0	0	0	0	0	0	0	0
00:45	0	0	0	0	0	0	0	0	0	0	0	0	0	0
01:00	0	0	0	0	0	0	0	0	0	0	0	0	0	0
01:15	0	1	0	0	0	0	0	0	0	0	0	0	0	1
01:30	0	0	0	0	0	0	0	0	0	0	0	0	0	0
01:45	0	0	0	0	0	0	0	0	0	0	0	0	0	0
02:00	0	0	0	0	0	0	0	0	0	0	0	0	0	0
02:15	0	0	0	0	0	0	0	0	0	0	0	0	0	0
02:30	0	0	0	0	0	1	0	0	0	0	0	0	0	1
02:45	0	0	0	0	0	0	0	0	0	0	0	0	0	0
03:00	0	0	0	0	0	0	0	0	0	0	0	0	0	0
03:15	0	0	0	0	0	0	0	0	0	0	0	0	0	0
03:30	0	0	0	0	0	0	0	0	0	0	0	0	0	0
03:45	0	0	0	0	0	0	0	0	0	0	0	0	0	0
04:00	0	0	0	0	0	0	0	0	0	0	0	0	0	0
04:15	0	0	0	0	0	0	0	0	0	0	0	0	0	0
04:30	0	0	0	0	0	0	0	0	0	0	0	0	0	0
04:45	0	0	0	0	0	0	0	0	0	0	0	0	0	0
05:00	0	0	0	0	1	0	0	0	0	0	0	0	0	1
05:15	0	1	0	0	0	0	0	0	0	0	0	0	0	1
05:30	0	0	1	0	0	0	0	0	0	0	0	0	0	1
05:45	0	0	0	1	0	0	0	0	0	0	0	0	0	1
06:00	0	0	0	1	0	0	0	0	0	0	0	0	0	1
06:15	0	1	0	0	0	0	0	0	0	0	0	0	0	1
06:30	0	0	0	0	1	0	0	0	0	0	0	0	0	1
06:45	0	0	0	1	0	0	0	0	0	0	0	0	0	1
07:00	0	0	1	0	0	0	0	0	0	0	0	0	0	1
07:15	0	0	0	2	0	0	0	0	0	0	0	0	0	2
07:30	0	0	1	3	1	0	0	0	0	0	0	0	0	5
07:45	0	1	10	7	1	0	0	0	0	0	0	0	0	19
08:00	0	1	3	2	3	0	0	0	0	0	0	0	0	9
08:15	1	1	3	3	1	0	0	0	0	0	0	0	0	9
08:30	2	1	2	1	0	0	0	0	0	0	0	0	0	6
08:45	0	2	1	3	1	0	0	0	0	0	0	0	0	7
09:00	0	1	0	3	0	0	0	0	0	0	0	0	0	4
09:15	0	0	0	0	0	0	0	0	0	0	0	0	0	0
09:30	0	0	1	1	1	0	0	0	0	0	0	0	0	3
09:45	0	3	1	0	0	0	0	0	0	0	0	0	0	4
10:00	0	1	0	1	0	0	0	0	0	0	0	0	0	2
10:15	0	0	6	1	1	0	0	0	0	0	0	0	0	8
10:30	1	0	1	2	0	0	0	0	0	0	0	0	0	4
10:45	1	0	0	0	0	0	0	0	0	0	0	0	0	1
11:00	1	1	2	1	0	0	0	0	0	0	0	0	0	5
11:15	0	2	0	2	2	0	0	0	0	0	0	0	0	6
11:30	0	0	3	1	1	0	0	0	0	0	0	0	0	5
11:45	1	0	2	3	0	0	0	0	0	0	0	0	0	6
12:00 PM	0	1	0	2	0	0	0	0	0	0	0	0	0	3
12:15	0	1	1	3	0	0	0	0	0	0	0	0	0	5
12:30	2	1	1	0	1	0	0	0	0	0	0	0	0	5
12:45	0	0	2	1	0	0	0	0	0	0	0	0	0	3
13:00	0	1	2	0	1	0	0	0	0	0	0	0	0	4
13:15	0	1	1	2	2	0	0	0	0	0	0	0	0	6
13:30	1	0	1	1	0	0	0	0	0	0	0	0	0	3
13:45	0	2	0	4	1	0	0	0	0	0	0	0	0	7
14:00	0	0	2	0	4	0	0	0	0	0	0	0	0	6
14:15	0	1	1	1	1	0	0	0	0	0	0	0	0	4
14:30	1	1	1	2	1	0	0	0	0	0	0	0	0	6
14:45	0	1	7	3	1	0	0	0	0	0	0	0	0	12
15:00	0	4	7	4	2	0	0	0	0	0	0	0	0	17
15:15	0	0	1	4	0	0	0	0	0	0	0	0	0	5
15:30	1	3	0	0	2	0	0	0	0	0	0	0	0	6
15:45	2	2	2	2	1	0	0	0	0	0	0	0	0	9
16:00	1	0	2	2	0	0	0	0	0	0	0	0	0	5
16:15	2	0	4	3	1	0	0	0	0	0	0	0	0	10
16:30	0	3	3	2	0	0	0	0	0	0	0	0	0	8
16:45	0	1	2	0	0	0	0	0	0	0	0	0	0	3
17:00	0	1	2	3	0	0	0	0	0	0	0	0	0	6
17:15	0	0	2	0	0	0	0	0	0	0	0	0	0	2
17:30	0	1	2	2	1	0	1	0	0	0	0	0	0	7
17:45	0	0	4	3	2	0	0	0	0	0	0	0	0	9
18:00	0	0	1	3	0	0	0	0	0	0	0	0	0	4
18:15	0	1	1	4	0	0	0	0	0	0	0	0	0	6
18:30	0	0	1	1	0	0	0	0	0	0	0	0	0	2
18:45	0	0	1	2	0	0	0	0	0	0	0	0	0	3
19:00	0	0	1	0	1	0	0	0	0	0	0	0	0	2
19:15	0	0	1	0	1	0	0	0	0	0	0	0	0	2
19:30	1	0	1	1	1	0	0	0	0	0	0	0	0	4
19:45	0	1	1	2	1	0	0	0	0	0	0	0	0	5
20:00	0	1	1	0	1	0	0	0	0	0	0	0	0	3
20:15	0	0	0	1	1	0	0	0	0	0	0	0	0	2
20:30	1	0	0	2	0	0	0	0	0	0	0	0	0	3
20:45	0	0	1	0	0	1	0	0	0	0	0	0	0	2
21:00	0	0	1	2	0	0	0	0	0	0	0	0	0	3
21:15	0	1	0	1	1	0	0	0	0	0	0	0	0	3
21:30	0	1	1	0	0	0	0	0	0	0	0	0	0	2
21:45	0	0	0	0	0	0	0	0	0	0	0	0	0	0
22:00	0	0	0	1	0	1	0	0	0	0	0	0	0	2
22:15	0	0	0	0	0	0	0	0	0	0	0	0	0	0
22:30	0	0	0	1	0	0	0	0	0	0	0	0	0	1
22:45	0	0	0	0	2	0	0	0	0	0	0	0	0	2
23:00	0	0	0	0	0	0	0	0	0	0	0	0	0	0
23:15	0	0	0	0	0	0	0	0	0	0	0	0	0	0
23:30	1	0	0	0	0	0	0	0	0	0	0	0	0	1
23:45	0	0	0	0	0	0	0	0	0	0	0	0	0	0
Totals	20	47	100	104	44	4	1							320
% of Totals	6%	15%	31%	33%	14%	1%	0%							100%

AM Volumes	7	17	38	35	14	2	0	0	0	0	0	0	0	117
% AM	2%	5%	12%	12%	4%	1%								37%
AM Peak Hour	07:45	08:00	07:45	07:30	07:30									07:45
Volume	3	5	18	15	6	1								43
PM Volumes	13	30	62	65	30	2	1	0	0	0	0	0	0	203
% PM	4%	9%	19%	20%	9%	1%	0%							63%
PM Peak Hour	15:30	15:00	14:15	14:30	13:15	20:00	16:45							14:30
Volume	6	9	16	13	7	1	1							40

Directional Peak Periods	AM 7-9			NOON 12-2			PM 4-6			Off Peak Volumes		
All Classes	Volume	⟷	%	Volume	⟷	%	Volume	⟷	%	Volume	⟷	%
	58		18%	36		11%	50		16%	176		55%

Street Name	Direction	Percentiles					
		15th	50th	Average	85th	95th	ADT
S Lamer St	North Bound	18	25	24	30	34	320
S Lamer St	South Bound	16	22	22	29	33	233

Prepared by National Data & Surveying Services

SPEED

S Lamer St Bet. W Olive Ave & W Oak St

Day: Thursday
Date: 1/20/2022

City: Burbank
Project #: CA22_020022_009s

South Bound

Time	< 15	15 - 19	20 - 24	25 - 29	30 - 34	35 - 39	40 - 44	45 - 49	50 - 54	55 - 59	60 - 64	65 - 69	70 +	Total
00:00 AM	0	0	0	0	0	0	0	0	0	0	0	0	0	0
00:15	0	0	0	0	0	1	0	0	0	0	0	0	0	1
00:30	1	0	0	0	0	0	0	0	0	0	0	0	0	1
00:45	0	0	0	0	0	0	0	0	0	0	0	0	0	0
01:00	0	0	0	0	0	0	0	0	0	0	0	0	0	0
01:15	0	0	1	0	0	0	0	0	0	0	0	0	0	1
01:30	0	0	0	0	0	0	0	0	0	0	0	0	0	0
01:45	0	0	0	1	0	0	0	0	0	0	0	0	0	1
02:00	0	0	0	0	0	0	0	0	0	0	0	0	0	0
02:15	0	0	0	0	0	0	0	0	0	0	0	0	0	0
02:30	0	0	0	0	0	0	0	0	0	0	0	0	0	0
02:45	0	0	0	0	0	0	0	0	0	0	0	0	0	0
03:00	0	0	0	0	0	0	0	0	0	0	0	0	0	0
03:15	0	0	0	0	0	0	0	0	0	0	0	0	0	0
03:30	0	0	0	0	0	0	0	0	0	0	0	0	0	0
03:45	0	0	0	0	0	0	0	0	0	0	0	0	0	0
04:00	0	0	0	0	0	0	0	0	0	0	0	0	0	0
04:15	0	0	0	0	0	0	0	0	0	0	0	0	0	0
04:30	0	0	0	0	0	0	0	0	0	0	0	0	0	0
04:45	0	0	0	0	0	0	0	0	0	0	0	0	0	0
05:00	0	0	0	0	0	0	0	0	0	0	0	0	0	0
05:15	0	1	0	1	0	0	0	0	0	0	0	0	0	2
05:30	0	0	0	0	0	0	0	0	0	0	0	0	0	0
05:45	0	0	0	0	0	0	0	0	0	0	0	0	0	0
06:00	0	1	1	0	0	0	0	0	0	0	0	0	0	2
06:15	0	0	0	0	0	0	0	0	0	0	0	0	0	0
06:30	0	0	0	0	1	0	0	0	0	0	0	0	0	1
06:45	0	0	3	0	1	0	0	0	0	0	0	0	0	4
07:00	0	0	0	1	0	0	0	0	0	0	0	0	0	1
07:15	0	0	1	0	2	0	0	0	0	0	0	0	0	3
07:30	0	0	1	4	0	1	0	0	0	0	0	0	0	6
07:45	3	4	1	1	0	0	0	0	0	0	0	0	0	9
08:00	0	3	3	4	1	0	0	0	0	0	0	0	0	11
08:15	0	2	3	0	0	0	0	0	0	0	0	0	0	5
08:30	1	5	2	0	0	0	0	0	0	0	0	0	0	8
08:45	1	0	0	0	0	0	0	0	0	0	0	0	0	1
09:00	2	0	0	0	0	0	0	0	0	0	0	0	0	2
09:15	1	0	3	0	0	0	0	0	0	0	0	0	0	4
09:30	1	0	1	1	0	0	0	0	0	0	0	0	0	3
09:45	0	0	0	1	0	0	0	0	0	0	0	0	0	1
10:00	0	1	2	0	0	0	0	0	0	0	0	0	0	3
10:15	0	0	0	1	1	0	0	0	0	0	0	0	0	2
10:30	1	0	1	0	0	1	0	0	0	0	0	0	0	3
10:45	2	1	3	0	0	0	0	0	0	0	0	0	0	6
11:00	1	1	1	0	0	0	0	0	0	0	0	0	0	3
11:15	1	0	1	0	0	0	0	0	0	0	0	0	0	2
11:30	1	0	1	1	0	0	0	0	0	0	0	0	0	3
11:45	0	1	1	2	0	0	0	0	0	0	0	0	0	4
12:00 PM	0	2	3	1	1	0	0	0	0	0	0	0	0	7
12:15	0	2	0	1	0	0	0	0	0	0	0	0	0	3
12:30	0	0	2	2	2	0	0	0	0	0	0	0	0	6
12:45	4	2	3	0	0	0	0	0	0	0	0	0	0	9
13:00	1	2	1	0	0	0	0	0	0	0	0	0	0	4
13:15	0	2	0	0	0	0	0	0	0	0	0	0	0	2
13:30	0	2	0	2	1	0	0	0	0	0	0	0	0	5
13:45	0	1	2	0	0	0	0	0	0	0	0	0	0	3
14:00	0	1	2	0	1	0	0	0	0	0	0	0	0	4
14:15	1	1	1	1	0	0	0	0	0	0	0	0	0	4
14:30	1	2	0	1	0	0	0	0	0	0	0	0	0	4
14:45	0	1	4	4	1	0	0	0	0	0	0	0	0	10
15:00	0	0	2	0	1	0	0	0	0	0	0	0	0	3
15:15	1	1	3	2	0	0	0	0	0	0	0	0	0	7
15:30	0	0	2	0	0	0	0	0	0	0	0	0	0	2
15:45	0	2	1	2	0	0	0	0	0	0	0	0	0	5
16:00	0	0	1	1	0	0	0	0	0	0	0	0	0	2
16:15	0	1	2	0	0	0	1	0	0	0	0	0	0	4
16:30	0	1	0	0	0	0	0	0	0	0	0	0	0	1
16:45	1	1	3	0	0	0	0	0	0	0	0	0	0	5
17:00	0	1	5	0	0	0	0	0	0	0	0	0	0	6
17:15	0	0	3	0	0	0	0	0	0	0	0	0	0	3
17:30	0	1	1	1	1	0	0	0	0	0	0	0	0	4
17:45	0	0	1	0	1	0	0	0	0	0	0	0	0	2
18:00	0	0	2	0	0	0	0	0	0	0	0	0	0	2
18:15	1	0	0	2	0	0	0	0	0	0	0	0	0	3
18:30	0	1	0	2	0	0	0	0	0	0	0	0	0	3
18:45	1	0	1	0	0	0	0	0	0	0	0	0	0	2
19:00	0	0	0	1	1	0	0	0	0	0	0	0	0	2
19:15	0	2	0	0	0	0	0	0	0	0	0	0	0	2
19:30	0	0	1	1	0	0	0	0	0	0	0	0	0	2
19:45	0	0	0	0	0	0	0	0	0	0	0	0	0	0
20:00	0	1	0	0	0	0	0	0	0	0	0	0	0	1
20:15	0	0	1	1	1	0	0	0	0	0	0	0	0	3
20:30	0	0	0	0	0	0	0	0	0	0	0	0	0	0
20:45	0	1	0	0	0	0	0	0	0	0	0	0	0	1
21:00	0	1	0	0	0	0	0	0	0	0	0	0	0	1
21:15	0	0	0	0	0	0	0	0	0	0	0	0	0	0
21:30	0	1	0	0	1	0	0	0	0	0	0	0	0	2
21:45	0	0	0	1	0	0	0	0	0	0	0	0	0	1
22:00	0	1	0	0	1	0	0	0	0	0	0	0	0	2
22:15	0	0	0	0	1	0	0	0	0	0	0	0	0	1
22:30	0	0	0	1	0	0	0	0	0	0	0	0	0	1
22:45	0	0	0	0	0	0	0	0	0	0	0	0	0	0
23:00	0	0	0	0	0	1	0	0	0	0	0	0	0	1
23:15	0	0	0	1	0	0	0	0	0	0	0	0	0	1
23:30	0	0	1	0	2	0	0	0	0	0	0	0	0	3
23:45	0	0	0	1	0	0	0	0	0	0	0	0	0	1
Totals	27	54	73	47	22	4	1							233
% of Totals	12%	23%	33%	20%	9%	2%	0%							100%

AM Volumes	16	20	30	18	6	3	0	0	0	0	0	0	0	93
% AM	7%	9%	13%	8%	3%	1%								40%
AM Peak Hour	08:30	07:45	07:45	07:15	06:30									07:45
Volume	5	14	9	9	4	1								33
PM Volumes	11	34	48	29	16	1	1	0	0	0	0	0	0	140
% PM	5%	15%	21%	12%	7%	0%	0%							60%
PM Peak Hour	12:15	12:45	16:45	14:30	12:00	22:15	15:30							12:00
Volume	5	8	12	7	3	1	1							25

Directional Peak Periods	AM 7-9			NOON 12-2			PM 4-6			Off Peak Volumes		
All Classes	Volume	⟷	%	Volume	⟷	%	Volume	⟷	%	Volume	⟷	%
	44	⟷	19%	39	⟷	17%	27	⟷	12%	123	⟷	53%

Street Name	Direction	Percentiles					
		15th	50th	Average	85th	95th	ADT
S Lamer St	North Bound	18	25	24	30	34	320
S Lamer St	South Bound	16	22	22	29	33	233

Prepared by National Data & Surveying Services

SPEED

S Lamer St Bet. W Olive Ave & W Oak St

Day: Thursday
Date: 1/20/2022

City: Burbank
Project #: CA22_020022_009

Summary

Time	< 15	15 - 19	20 - 24	25 - 29	30 - 34	35 - 39	40 - 44	45 - 49	50 - 54	55 - 59	60 - 64	65 - 69	70 +	Total
00:00 AM	0	0	0	0	0	0	0	0	0	0	0	0	0	0
00:15	0	0	0	0	0	2	0	0	0	0	0	0	0	2
00:30	1	0	0	0	0	0	0	0	0	0	0	0	0	1
00:45	0	0	0	0	0	0	0	0	0	0	0	0	0	0
01:00	0	0	0	0	0	0	0	0	0	0	0	0	0	0
01:15	0	1	1	0	0	0	0	0	0	0	0	0	0	2
01:30	0	0	0	0	0	0	0	0	0	0	0	0	0	0
01:45	0	0	0	1	0	0	0	0	0	0	0	0	0	1
02:00	0	0	0	0	0	0	0	0	0	0	0	0	0	0
02:15	0	0	0	0	0	0	0	0	0	0	0	0	0	0
02:30	0	0	0	0	0	1	0	0	0	0	0	0	0	1
02:45	0	0	0	0	0	0	0	0	0	0	0	0	0	0
03:00	0	0	0	0	0	0	0	0	0	0	0	0	0	0
03:15	0	0	0	0	0	0	0	0	0	0	0	0	0	0
03:30	0	0	0	0	0	0	0	0	0	0	0	0	0	0
03:45	0	0	0	0	0	0	0	0	0	0	0	0	0	0
04:00	0	0	0	0	0	0	0	0	0	0	0	0	0	0
04:15	0	0	0	0	0	0	0	0	0	0	0	0	0	0
04:30	0	0	0	0	0	0	0	0	0	0	0	0	0	0
04:45	0	0	0	0	0	0	0	0	0	0	0	0	0	0
05:00	0	0	0	0	1	0	0	0	0	0	0	0	0	1
05:15	0	2	0	1	0	0	0	0	0	0	0	0	0	3
05:30	0	0	1	0	0	0	0	0	0	0	0	0	0	1
05:45	0	0	0	1	0	0	0	0	0	0	0	0	0	1
06:00	0	1	1	1	0	0	0	0	0	0	0	0	0	3
06:15	0	1	0	0	0	0	0	0	0	0	0	0	0	1
06:30	0	0	0	0	2	0	0	0	0	0	0	0	0	2
06:45	0	0	3	1	1	0	0	0	0	0	0	0	0	5
07:00	0	0	1	1	0	0	0	0	0	0	0	0	0	2
07:15	0	0	1	2	2	0	0	0	0	0	0	0	0	5
07:30	0	0	2	7	1	1	0	0	0	0	0	0	0	11
07:45	3	5	11	8	1	0	0	0	0	0	0	0	0	28
08:00	0	4	6	6	4	0	0	0	0	0	0	0	0	20
08:15	1	3	6	3	1	0	0	0	0	0	0	0	0	14
08:30	3	6	4	1	0	0	0	0	0	0	0	0	0	14
08:45	1	2	1	3	1	0	0	0	0	0	0	0	0	8
09:00	2	1	0	3	0	0	0	0	0	0	0	0	0	6
09:15	1	0	3	0	0	0	0	0	0	0	0	0	0	4
09:30	1	0	2	2	1	0	0	0	0	0	0	0	0	6
09:45	0	3	1	1	0	0	0	0	0	0	0	0	0	5
10:00	0	2	2	1	0	0	0	0	0	0	0	0	0	5
10:15	0	0	6	2	2	0	0	0	0	0	0	0	0	10
10:30	2	0	2	2	0	1	0	0	0	0	0	0	0	7
10:45	3	1	3	0	0	0	0	0	0	0	0	0	0	7
11:00	2	2	3	1	0	0	0	0	0	0	0	0	0	8
11:15	1	2	1	2	2	0	0	0	0	0	0	0	0	8
11:30	1	0	4	2	1	0	0	0	0	0	0	0	0	8
11:45	1	1	3	5	0	0	0	0	0	0	0	0	0	10
12:00 PM	0	3	3	3	1	0	0	0	0	0	0	0	0	10
12:15	0	3	1	4	0	0	0	0	0	0	0	0	0	8
12:30	2	1	3	2	3	0	0	0	0	0	0	0	0	11
12:45	4	2	5	1	0	0	0	0	0	0	0	0	0	12
13:00	1	3	3	0	1	0	0	0	0	0	0	0	0	8
13:15	0	3	1	2	2	0	0	0	0	0	0	0	0	8
13:30	1	2	1	3	1	0	0	0	0	0	0	0	0	8
13:45	0	3	2	4	1	0	0	0	0	0	0	0	0	10
14:00	0	1	4	0	5	0	0	0	0	0	0	0	0	10
14:15	1	2	2	2	1	0	0	0	0	0	0	0	0	8
14:30	2	3	1	3	1	0	0	0	0	0	0	0	0	10
14:45	0	2	11	7	2	0	0	0	0	0	0	0	0	22
15:00	0	4	9	4	3	0	0	0	0	0	0	0	0	20
15:15	1	1	4	6	0	0	0	0	0	0	0	0	0	12
15:30	1	3	2	0	2	0	0	0	0	0	0	0	0	8
15:45	2	4	3	4	1	0	0	0	0	0	0	0	0	14
16:00	1	0	3	3	0	0	0	0	0	0	0	0	0	7
16:15	2	1	6	3	1	0	1	0	0	0	0	0	0	14
16:30	0	4	3	2	0	0	0	0	0	0	0	0	0	9
16:45	1	2	5	0	0	0	0	0	0	0	0	0	0	8
17:00	0	2	7	3	0	0	0	0	0	0	0	0	0	12
17:15	0	0	5	0	0	0	0	0	0	0	0	0	0	5
17:30	0	2	3	3	2	0	1	0	0	0	0	0	0	11
17:45	0	0	5	3	3	0	0	0	0	0	0	0	0	11
18:00	0	0	3	3	0	0	0	0	0	0	0	0	0	6
18:15	1	1	1	6	0	0	0	0	0	0	0	0	0	9
18:30	0	1	1	3	0	0	0	0	0	0	0	0	0	5
18:45	1	0	2	2	0	0	0	0	0	0	0	0	0	5
19:00	0	0	1	1	2	0	0	0	0	0	0	0	0	4
19:15	0	2	1	0	1	0	0	0	0	0	0	0	0	4
19:30	1	0	2	2	1	0	0	0	0	0	0	0	0	6
19:45	0	1	1	2	1	0	0	0	0	0	0	0	0	5
20:00	0	2	1	0	1	0	0	0	0	0	0	0	0	4
20:15	0	0	1	2	2	0	0	0	0	0	0	0	0	5
20:30	1	0	0	2	0	0	0	0	0	0	0	0	0	3
20:45	0	1	1	0	0	1	0	0	0	0	0	0	0	3
21:00	0	1	1	2	0	0	0	0	0	0	0	0	0	4
21:15	0	1	0	1	1	0	0	0	0	0	0	0	0	3
21:30	0	2	1	0	1	0	0	0	0	0	0	0	0	4
21:45	0	0	0	1	0	0	0	0	0	0	0	0	0	1
22:00	0	1	0	1	1	1	0	0	0	0	0	0	0	4
22:15	0	0	0	0	1	0	0	0	0	0	0	0	0	1
22:30	0	0	0	2	0	0	0	0	0	0	0	0	0	2
22:45	0	0	0	0	2	0	0	0	0	0	0	0	0	2
23:00	0	0	0	0	0	1	0	0	0	0	0	0	0	1
23:15	0	0	0	1	0	0	0	0	0	0	0	0	0	1
23:30	1	0	1	0	2	0	0	0	0	0	0	0	0	4
23:45	0	0	0	1	0	0	0	0	0	0	0	0	0	1
Totals	47	101	173	151	66	8	2							553
% of Totals	8%	18%	32%	27%	12%	1%	0%							100%

AM Volumes	23	37	68	57	20	5	0	0	0	0	0	0	0	210
% AM	4%	7%	12%	10%	4%	1%								38%
AM Peak Hour	10:30	07:45	07:45	07:30	07:15									07:45
Volume	8	18	27	24	8	2								76
PM Volumes	24	64	110	94	46	3	2	0	0	0	0	0	0	343
% PM	4%	12%	20%	17%	8%	1%	0%							62%
PM Peak Hour	12:15	15:00	14:45	14:30	13:15	20:00	15:30							14:30
Volume	7	12	26	20	9	1	1							64

Directional Peak Periods	AM 7-9			NOON 12-2			PM 4-6			Off Peak Volumes		
All Classes	Volume	⟷	%	Volume	⟷	%	Volume	⟷	%	Volume	⟷	%
	102		18%	75		14%	77		14%	299		54%

Street Name	Direction	Percentiles					
		15th	50th	Average	85th	95th	ADT
S Lamer St	Summary	17	24	23	30	34	553

Prepared by National Data & Surveying Services

SPEED

S Lamer St Bet. W Olive Ave & W Oak St

Day: Thursday
Date: 1/20/2022

City: Burbank
Project #: CA22_020022_009n

North Bound

Time	< 15	15 - 19	20 - 24	25 - 29	30 - 34	35 - 39	40 - 44	45 - 49	50 - 54	55 - 59	60 - 64	65 - 69	70 +	Total
00:00 AM	0	0	0	0	0	1	0	0	0	0	0	0	0	1
01:00	0	1	0	0	0	0	0	0	0	0	0	0	0	1
02:00	0	0	0	0	0	1	0	0	0	0	0	0	0	1
03:00	0	0	0	0	0	0	0	0	0	0	0	0	0	0
04:00	0	0	0	0	0	0	0	0	0	0	0	0	0	0
05:00	0	1	1	1	1	0	0	0	0	0	0	0	0	4
06:00	0	1	0	2	1	0	0	0	0	0	0	0	0	4
07:00	0	1	12	12	2	0	0	0	0	0	0	0	0	27
08:00	3	5	9	9	5	0	0	0	0	0	0	0	0	31
09:00	0	4	2	4	1	0	0	0	0	0	0	0	0	11
10:00	2	1	7	4	1	0	0	0	0	0	0	0	0	15
11:00	2	3	7	7	3	0	0	0	0	0	0	0	0	22
12:00 PM	2	3	4	6	1	0	0	0	0	0	0	0	0	16
13:00	1	4	4	7	4	0	0	0	0	0	0	0	0	20
14:00	1	3	11	6	7	0	0	0	0	0	0	0	0	28
15:00	3	9	10	10	5	0	0	0	0	0	0	0	0	37
16:00	3	4	11	7	1	0	0	0	0	0	0	0	0	26
17:00	0	2	10	8	3	0	1	0	0	0	0	0	0	24
18:00	0	1	4	10	0	0	0	0	0	0	0	0	0	15
19:00	1	1	4	3	4	0	0	0	0	0	0	0	0	13
20:00	1	1	2	3	2	1	0	0	0	0	0	0	0	10
21:00	0	2	2	3	1	0	0	0	0	0	0	0	0	8
22:00	0	0	0	2	2	1	0	0	0	0	0	0	0	5
23:00	1	0	0	0	0	0	0	0	0	0	0	0	0	1
Totals	20	47	100	104	44	4	1							320
% of Totals	6%	15%	31%	33%	14%	1%	0%							100%

AM Volumes	7	17	38	39	14	2	0	0	0	0	0	0	0	117
% AM	2%	5%	12%	12%	4%	1%								37%
AM Peak Hour	08:00	08:00	07:00	07:00	08:00									08:00
Volume	3	5	12	12	5	1								31
PM Volumes	13	30	62	65	30	2	1	0	0	0	0	0	0	203
% PM	4%	9%	19%	20%	9%	1%	0%							63%
PM Peak Hour	15:00	15:00	14:00	15:00	14:00	20:00	17:00							15:00
Volume	3	9	11	10	7	1	1							37

Directional Peak Periods	AM 7-9			NOON 12-2			PM 4-6			Off Peak Volumes		
All Speeds	Volume		%	Volume		%	Volume		%	Volume		%
	58	↔	18%	36	↔	11%	50	↔	16%	176	↔	55%

Street Name	Direction	Percentiles					
		15th	50th	Average	85th	95th	ADT
S Lamer St	North Bound	18	25	24	30	34	320
S Lamer St	South Bound	16	22	22	29	33	233

Prepared by National Data & Surveying Services

SPEED

S Lamer St Bet. W Olive Ave & W Oak St

Day: Thursday
Date: 1/20/2022

City: Burbank
Project #: CA22_020022_009s

South Bound

Time	< 15	15 - 19	20 - 24	25 - 29	30 - 34	35 - 39	40 - 44	45 - 49	50 - 54	55 - 59	60 - 64	65 - 69	70 +	Total
00:00 AM	1	0	0	0	0	1	0	0	0	0	0	0	0	2
01:00	0	0	1	1	0	0	0	0	0	0	0	0	0	2
02:00	0	0	0	0	0	0	0	0	0	0	0	0	0	0
03:00	0	0	0	0	0	0	0	0	0	0	0	0	0	0
04:00	0	0	0	0	0	0	0	0	0	0	0	0	0	0
05:00	0	1	0	1	0	0	0	0	0	0	0	0	0	2
06:00	0	1	4	0	2	0	0	0	0	0	0	0	0	7
07:00	3	4	3	6	2	1	0	0	0	0	0	0	0	19
08:00	2	10	8	4	1	0	0	0	0	0	0	0	0	25
09:00	4	0	4	2	0	0	0	0	0	0	0	0	0	10
10:00	3	2	6	1	1	1	0	0	0	0	0	0	0	14
11:00	3	2	4	3	0	0	0	0	0	0	0	0	0	12
12:00 PM	4	6	8	4	3	0	0	0	0	0	0	0	0	25
13:00	1	7	3	2	1	0	0	0	0	0	0	0	0	14
14:00	2	5	7	6	2	0	0	0	0	0	0	0	0	22
15:00	1	3	8	4	1	0	0	0	0	0	0	0	0	17
16:00	1	3	6	1	0	0	1	0	0	0	0	0	0	12
17:00	0	2	10	1	2	0	0	0	0	0	0	0	0	15
18:00	2	1	3	4	0	0	0	0	0	0	0	0	0	10
19:00	0	2	1	2	1	0	0	0	0	0	0	0	0	6
20:00	0	2	1	1	1	0	0	0	0	0	0	0	0	5
21:00	0	2	0	1	1	0	0	0	0	0	0	0	0	4
22:00	0	1	0	1	2	0	0	0	0	0	0	0	0	4
23:00	0	0	1	2	2	1	0	0	0	0	0	0	0	6
Totals	27	54	78	47	22	4	1							233
% of Totals	12%	23%	33%	20%	9%	2%	0%							100%

AM Volumes	16	20	30	18	6	3	0	0	0	0	0	0	0	93
% AM	7%	9%	13%	8%	3%	1%								40%
AM Peak Hour	09:00	08:00	08:00	07:00	06:00									08:00
Volume	4	10	8	6	2	1								25
PM Volumes	11	34	48	29	16	1	1	0	0	0	0	0	0	140
% PM	5%	15%	21%	12%	7%	0%	0%							60%
PM Peak Hour	12:00	13:00	17:00	14:00	12:00	23:00	16:00							12:00
Volume	4	7	10	6	3	1	1							25

Directional Peak Periods	AM 7-9			NOON 12-2			PM 4-6			Off Peak Volumes		
All Speeds	Volume		%	Volume		%	Volume		%	Volume		%
	44	↔	19%	39	↔	17%	27	↔	12%	123	↔	53%

Street Name	Direction	Percentiles					
		15th	50th	Average	85th	95th	ADT
S Lamer St	North Bound	18	25	24	30	34	320
S Lamer St	South Bound	16	22	22	29	33	233

Prepared by National Data & Surveying Services

SPEED

S Lamer St Bet. W Olive Ave & W Oak St

Day: Thursday
Date: 1/20/2022

City: Burbank
Project #: CA22_020022_009

Summary

Time	< 15	15 - 19	20 - 24	25 - 29	30 - 34	35 - 39	40 - 44	45 - 49	50 - 54	55 - 59	60 - 64	65 - 69	70 +	Total
00:00 AM	1	0	0	0	0	2	0	0	0	0	0	0	0	3
01:00	0	1	1	1	0	0	0	0	0	0	0	0	0	3
02:00	0	0	0	0	0	1	0	0	0	0	0	0	0	1
03:00	0	0	0	0	0	0	0	0	0	0	0	0	0	0
04:00	0	0	0	0	0	0	0	0	0	0	0	0	0	0
05:00	0	2	1	2	1	0	0	0	0	0	0	0	0	6
06:00	0	2	4	2	3	0	0	0	0	0	0	0	0	11
07:00	3	5	15	18	4	1	0	0	0	0	0	0	0	46
08:00	5	15	17	13	6	0	0	0	0	0	0	0	0	56
09:00	4	4	6	6	1	0	0	0	0	0	0	0	0	21
10:00	5	3	13	5	2	1	0	0	0	0	0	0	0	29
11:00	5	5	11	10	3	0	0	0	0	0	0	0	0	34
12:00 PM	6	9	12	10	4	0	0	0	0	0	0	0	0	41
13:00	2	11	7	9	5	0	0	0	0	0	0	0	0	34
14:00	3	8	18	12	9	0	0	0	0	0	0	0	0	50
15:00	4	12	18	14	6	0	0	0	0	0	0	0	0	54
16:00	4	7	17	8	1	0	1	0	0	0	0	0	0	38
17:00	0	4	20	9	5	0	1	0	0	0	0	0	0	39
18:00	2	2	7	14	0	0	0	0	0	0	0	0	0	25
19:00	1	3	5	5	5	0	0	0	0	0	0	0	0	19
20:00	1	3	3	4	3	1	0	0	0	0	0	0	0	15
21:00	0	4	2	4	2	0	0	0	0	0	0	0	0	12
22:00	0	1	0	3	4	1	0	0	0	0	0	0	0	9
23:00	1	0	1	2	2	1	0	0	0	0	0	0	0	7
Totals	47	101	178	151	66	8	2							553
% of Totals	8%	18%	32%	27%	12%	1%	0%							100%

AM Volumes	23	37	68	57	20	5	0	0	0	0	0	0	0	210
% AM	4%	7%	12%	10%	4%	1%								38%
AM Peak Hour	08:00	08:00	08:00	07:00	08:00									08:00
Volume	5	15	17	18	6	2								56
PM Volumes	24	64	110	94	46	3	2	0	0	0	0	0	0	343
% PM	4%	12%	20%	17%	8%	1%	0%							62%
PM Peak Hour	12:00	15:00	17:00	15:00	14:00	20:00	16:00							15:00
Volume	6	12	20	14	9	1	1							54

Directional Peak Periods	AM 7-9			NOON 12-2			PM 4-6			Off Peak Volumes		
All Speeds	Volume		%	Volume		%	Volume		%	Volume		%
	102	↔	18%	75	↔	14%	77	↔	14%	299	↔	54%

Street Name	Direction	Percentiles					
		15th	50th	Average	85th	95th	ADT
S Lamer St	Summary	17	24	23	30	34	553

Prepared by NDS/ATD

Prepared by National Data & Surveying Services

VOLUME

S Lamer St Bet. W Olive Ave & W Oak St

Day: Thursday
Date: 1/20/2022

City: Burbank
Project #: CA22_020022_009

DAILY TOTALS	NB	SB	EB	WB	Total
	320	233	0	0	553

AM Period	NB		SB		EB	WB	TOTAL		PM Period	NB		SB		EB	WB	TOTAL	
00:00	0		0		0	0			12:00	3		7		0	0	10	
00:15	1		1		0	0	2		12:15	5		3		0	0	8	
00:30	0		1		0	0	1		12:30	5		6		0	0	11	
00:45	0	1	0	2	0	0		3	12:45	3	16	9	25	0	0	12	41
01:00	0		0		0	0			13:00	4		4		0	0	8	
01:15	1		1		0	0	2		13:15	6		2		0	0	8	
01:30	0		0		0	0			13:30	3		5		0	0	8	
01:45	0	1	1	2	0	0	1	3	13:45	7	20	3	14	0	0	10	34
02:00	0		0		0	0			14:00	6		4		0	0	10	
02:15	0		0		0	0			14:15	4		4		0	0	8	
02:30	1		0		0	0	1		14:30	6		4		0	0	10	
02:45	0	1	0		0	0		1	14:45	12	28	10	22	0	0	22	50
03:00	0		0		0	0			15:00	17		3		0	0	20	
03:15	0		0		0	0			15:15	5		7		0	0	12	
03:30	0		0		0	0			15:30	6		2		0	0	8	
03:45	0		0		0	0			15:45	9	37	5	17	0	0	14	54
04:00	0		0		0	0			16:00	5		2		0	0	7	
04:15	0		0		0	0			16:15	10		4		0	0	14	
04:30	0		0		0	0			16:30	8		1		0	0	9	
04:45	0		0		0	0			16:45	3	26	5	12	0	0	8	38
05:00	1		0		0	0	1		17:00	6		6		0	0	12	
05:15	1		2		0	0	3		17:15	2		3		0	0	5	
05:30	1		0		0	0	1		17:30	7		4		0	0	11	
05:45	1	4	0	2	0	0	1	6	17:45	9	24	2	15	0	0	11	39
06:00	1		2		0	0	3		18:00	4		2		0	0	6	
06:15	1		0		0	0	1		18:15	6		3		0	0	9	
06:30	1		1		0	0	2		18:30	2		3		0	0	5	
06:45	1	4	4	7	0	0	5	11	18:45	3	15	2	10	0	0	5	25
07:00	1		1		0	0	2		19:00	2		2		0	0	4	
07:15	2		3		0	0	5		19:15	2		2		0	0	4	
07:30	5		6		0	0	11		19:30	4		2		0	0	6	
07:45	19	27	9	19	0	0	28	46	19:45	5	13	0	6	0	0	5	19
08:00	9		11		0	0	20		20:00	3		1		0	0	4	
08:15	9		5		0	0	14		20:15	2		3		0	0	5	
08:30	6		8		0	0	14		20:30	3		0		0	0	3	
08:45	7	31	1	25	0	0	8	56	20:45	2	10	1	5	0	0	3	15
09:00	4		2		0	0	6		21:00	3		1		0	0	4	
09:15	0		4		0	0	4		21:15	3		0		0	0	3	
09:30	3		3		0	0	6		21:30	2		2		0	0	4	
09:45	4	11	1	10	0	0	5	21	21:45	0	8	1	4	0	0	1	12
10:00	2		3		0	0	5		22:00	2		2		0	0	4	
10:15	8		2		0	0	10		22:15	0		1		0	0	1	
10:30	4		3		0	0	7		22:30	1		1		0	0	2	
10:45	1	15	6	14	0	0	7	29	22:45	2	5	0	4	0	0	2	9
11:00	5		3		0	0	8		23:00	0		1		0	0	1	
11:15	6		2		0	0	8		23:15	0		1		0	0	1	
11:30	5		3		0	0	8		23:30	1		3		0	0	4	
11:45	6	22	4	12	0	0	10	34	23:45	0	1	1	6	0	0	1	7
TOTALS		117		93				210	TOTALS		203		140				343
SPLIT %		55.7%		44.3%				38.0%	SPLIT %		59.2%		40.8%				62.0%

DAILY TOTALS	NB	SB	EB	WB	Total
	320	233	0	0	553

AM Peak Hour	07:45	07:45			07:45	PM Peak Hour	14:30	12:00			14:30
AM Pk Volume	43	33			76	PM Pk Volume	40	25			64
Pk Hr Factor	0.566	0.750			0.679	Pk Hr Factor	0.588	0.694			0.727
7 - 9 Volume	58	44	0	0	102	4 - 6 Volume	50	27	0	0	77
7 - 9 Peak Hour	07:45	07:45			07:45	4 - 6 Peak Hour	16:15	16:45			16:15
7 - 9 Pk Volume	43	33	0	0	76	4 - 6 Pk Volume	27	18	0	0	43
Pk Hr Factor	0.566	0.750	0.000	0.000	0.679	Pk Hr Factor	0.675	0.750	0.000	0.000	0.768

Prepared by NDS/ATD

Project #: CA22_020022_009 **City:** Burbank

Location: S Lamer St Bet. W Olive Ave & W Oak St **Date:** 1/20/2022

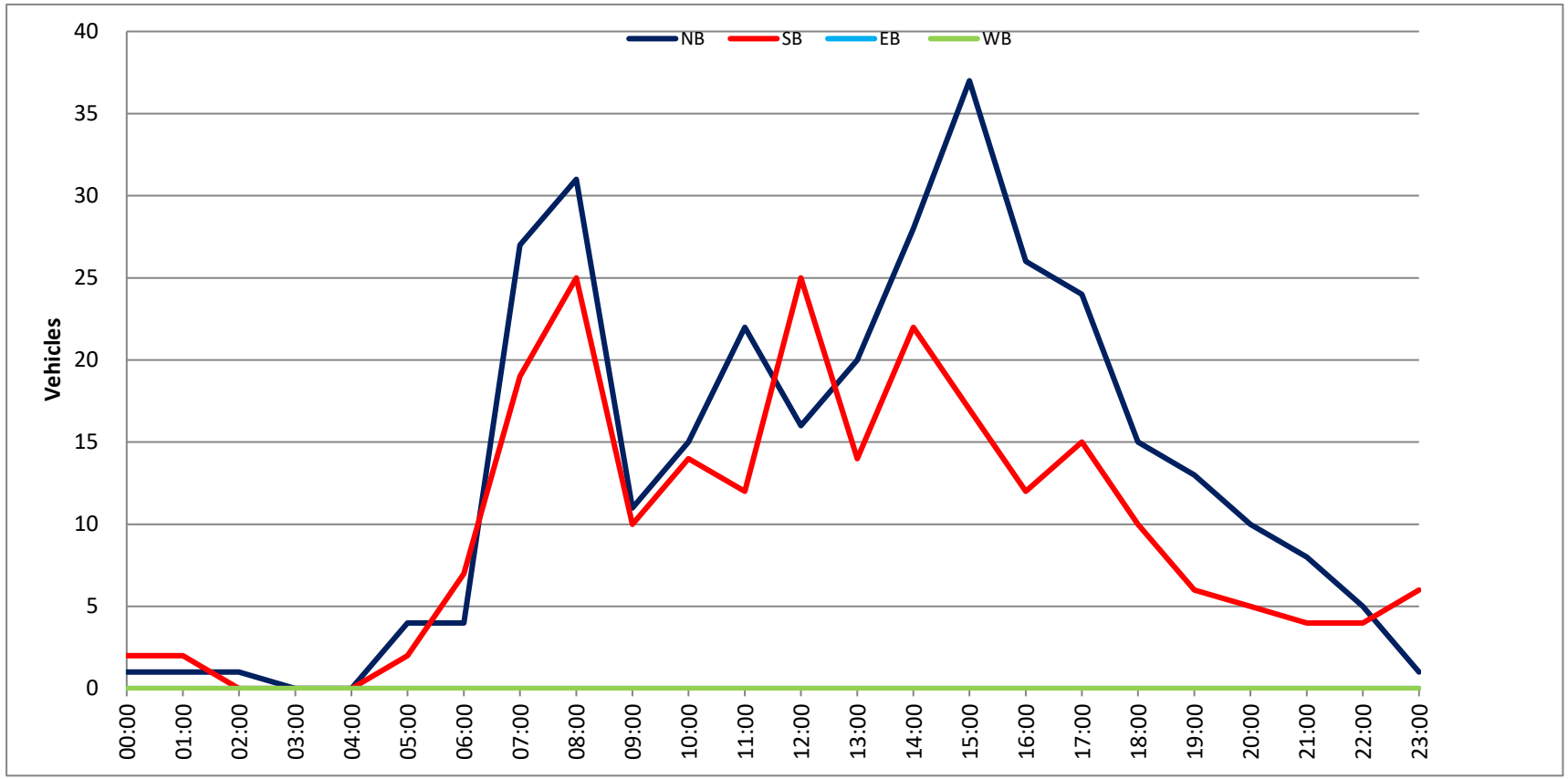

Prepared by National Data & Surveying Services

SPEED

S Parish Pl Bet. W Oak St & W Alameda Ave

Day: Tuesday
Date: 1/18/2022

City: Burbank
Project #: CA22_020022_012n

North Bound

Time	< 15	15 - 19	20 - 24	25 - 29	30 - 34	35 - 39	40 - 44	45 - 49	50 - 54	55 - 59	60 - 64	65 - 69	70 +	Total
00:00 AM	0	0	0	0	0	0	0	0	0	0	0	0	0	0
00:15	0	0	0	0	0	0	0	0	0	0	0	0	0	0
00:30	0	0	0	0	0	0	0	0	0	0	0	0	0	0
00:45	1	0	0	0	0	0	0	0	0	0	0	0	0	1
01:00	0	0	0	0	0	0	0	0	0	0	0	0	0	0
01:15	0	0	0	0	0	0	0	0	0	0	0	0	0	0
01:30	0	0	0	0	0	0	0	0	0	0	0	0	0	0
01:45	0	0	0	0	0	0	0	0	0	0	0	0	0	0
02:00	0	0	0	0	0	0	0	0	0	0	0	0	0	0
02:15	0	0	0	0	0	0	0	0	0	0	0	0	0	0
02:30	0	0	0	0	0	0	0	0	0	0	0	0	0	0
02:45	0	0	0	0	0	0	0	0	0	0	0	0	0	0
03:00	0	0	0	0	0	0	0	0	0	0	0	0	0	0
03:15	0	0	0	0	0	0	0	0	0	0	0	0	0	0
03:30	0	0	0	0	0	0	0	0	0	0	0	0	0	0
03:45	0	0	0	0	0	0	0	0	0	0	0	0	0	0
04:00	0	0	0	0	0	0	0	0	0	0	0	0	0	0
04:15	0	0	0	0	0	0	0	0	0	0	0	0	0	0
04:30	0	0	0	0	0	0	0	0	0	0	0	0	0	0
04:45	0	0	0	0	0	0	0	0	0	0	0	0	0	0
05:00	0	0	0	0	0	0	0	0	0	0	0	0	0	0
05:15	0	0	0	0	0	0	0	0	0	0	0	0	0	0
05:30	0	0	0	0	0	0	0	0	0	0	0	0	0	0
05:45	0	0	0	0	0	0	0	0	0	0	0	0	0	0
06:00	0	0	0	0	0	0	0	0	0	0	0	0	0	0
06:15	0	0	1	0	0	0	0	0	0	0	0	0	0	1
06:30	0	0	0	0	0	0	0	0	0	0	0	0	0	0
06:45	1	2	1	0	0	0	0	0	0	0	0	0	0	4
07:00	0	1	2	0	0	0	0	0	0	0	0	0	0	3
07:15	0	0	1	0	0	0	0	0	0	0	0	0	0	1
07:30	0	2	5	0	0	0	0	0	0	0	0	0	0	7
07:45	1	0	5	0	0	0	0	0	0	0	0	0	0	6
08:00	0	2	1	1	0	0	0	0	0	0	0	0	0	4
08:15	0	2	1	0	0	0	0	0	0	0	0	0	0	3
08:30	0	2	1	1	0	0	0	0	0	0	0	0	0	4
08:45	0	3	0	0	0	0	0	0	0	0	0	0	0	3
09:00	1	1	0	0	0	0	0	0	0	0	0	0	0	2
09:15	0	1	1	0	0	0	0	0	0	0	0	0	0	2
09:30	1	2	0	0	0	0	0	0	0	0	0	0	0	3
09:45	0	0	0	0	0	0	0	0	0	0	0	0	0	0
10:00	2	0	2	0	0	0	0	0	0	0	0	0	0	4
10:15	0	2	1	0	0	0	0	0	0	0	0	0	0	3
10:30	0	2	0	0	0	0	0	0	0	0	0	0	0	2
10:45	1	0	0	0	0	0	0	0	0	0	0	0	0	1
11:00	0	1	3	1	0	0	0	0	0	0	0	0	0	5
11:15	0	4	2	1	0	0	0	0	0	0	0	0	0	7
11:30	1	2	0	0	0	0	0	0	0	0	0	0	0	3
11:45	1	5	0	0	0	0	0	0	0	0	0	0	0	6
12:00 PM	0	1	2	1	0	0	0	0	0	0	0	0	0	4
12:15	0	1	3	0	0	0	0	0	0	0	0	0	0	4
12:30	0	0	0	1	0	0	0	0	0	0	0	0	0	1
12:45	0	0	2	0	0	0	0	0	0	0	0	0	0	2
13:00	0	2	1	0	0	0	0	0	0	0	0	0	0	3
13:15	1	1	3	0	0	0	0	0	0	0	0	0	0	5
13:30	0	1	1	0	0	0	0	0	0	0	0	0	0	2
13:45	0	2	0	0	0	0	0	0	0	0	0	0	0	2
14:00	2	1	0	0	0	0	0	0	0	0	0	0	0	3
14:15	4	3	0	0	0	0	0	0	0	0	0	0	0	7
14:30	2	5	0	0	0	0	0	0	0	0	0	0	0	7
14:45	1	3	2	1	0	0	0	0	0	0	0	0	0	7
15:00	2	8	0	1	0	0	0	0	0	0	0	0	0	11
15:15	1	3	3	0	0	0	0	0	0	0	0	0	0	7
15:30	2	1	1	0	0	0	0	0	0	0	0	0	0	4
15:45	1	1	2	0	0	0	0	0	0	0	0	0	0	4
16:00	1	0	1	1	0	0	0	0	0	0	0	0	0	3
16:15	0	3	0	0	1	0	0	0	0	0	0	0	0	4
16:30	0	2	0	0	0	0	0	0	0	0	0	0	0	2
16:45	3	2	1	0	0	0	0	0	0	0	0	0	0	6
17:00	0	1	0	0	0	0	0	0	0	0	0	0	0	1
17:15	0	1	2	0	0	0	0	0	0	0	0	0	0	3
17:30	1	3	3	0	0	0	0	0	0	0	0	0	0	7
17:45	0	2	1	0	0	0	0	0	0	0	0	0	0	3
18:00	0	2	2	0	0	0	0	0	0	0	0	0	0	4
18:15	0	5	0	0	0	0	0	0	0	0	0	0	0	5
18:30	2	2	0	2	0	0	0	0	0	0	0	0	0	6
18:45	0	2	0	0	0	0	0	0	0	0	0	0	0	2
19:00	0	1	0	0	0	0	0	0	0	0	0	0	0	1
19:15	0	1	0	0	0	0	0	0	0	0	0	0	0	1
19:30	2	3	0	0	0	0	0	0	0	0	0	0	0	5
19:45	0	1	0	0	0	0	0	0	0	0	0	0	0	1
20:00	0	3	0	1	0	0	0	0	0	0	0	0	0	4
20:15	0	0	0	0	0	0	0	0	0	0	0	0	0	0
20:30	0	0	0	0	0	0	0	0	0	0	0	0	0	0
20:45	1	0	0	0	0	0	0	0	0	0	0	0	0	1
21:00	0	1	1	0	0	0	0	0	0	0	0	0	0	2
21:15	0	1	1	0	0	0	0	0	0	0	0	0	0	2
21:30	0	2	0	0	0	0	0	0	0	0	0	0	0	2
21:45	0	0	0	0	0	0	0	0	0	0	0	0	0	0
22:00	0	0	1	0	0	0	0	0	0	0	0	0	0	1
22:15	0	1	1	0	0	0	0	0	0	0	0	0	0	2
22:30	0	1	0	0	0	0	0	0	0	0	0	0	0	1
22:45	0	1	0	0	0	0	0	0	0	0	0	0	0	1
23:00	0	0	0	0	0	0	0	0	0	0	0	0	0	0
23:15	0	0	0	0	0	0	0	0	0	0	0	0	0	0
23:30	0	0	0	0	0	0	0	0	0	0	0	0	0	0
23:45	0	0	0	0	0	0	0	0	0	0	0	0	0	0
Totals	36	108	61	12	1									218
% of Totals	17%	50%	28%	6%	0%									100%

AM Volumes	10	34	27	4	0	0	0	0	0	0	0	0	0	75
% AM	5%	16%	12%	2%										34%
AM Peak Hour	09:15	11:00	07:00	07:45										11:00
Volume	3	12	13	2										21
PM Volumes	26	74	34	8	1	0	0	0	0	0	0	0	0	143
% PM	12%	34%	16%	4%	0%									66%
PM Peak Hour	14:00	14:15	17:15	12:00	15:30									14:15
Volume	9	19	8	2	1									32

Directional Peak Periods	AM 7-9			NOON 12-2			PM 4-6			Off Peak Volumes		
All Classes	Volume	⟷	%	Volume	⟷	%	Volume	⟷	%	Volume	⟷	%
	31		14%	23		11%	29		13%	135		62%

Street Name	Direction	Percentiles					
		15th	50th	Average	85th	95th	ADT
S Parish Pl	North Bound	14	18	18	23	26	218
S Parish Pl	South Bound	15	20	19	24	27	266

Prepared by National Data & Surveying Services

SPEED

S Parish Pl Bet. W Oak St & W Alameda Ave

Day: Tuesday
Date: 1/18/2022

City: Burbank
Project #: CA22_020022_012s

South Bound

Time	< 15	15 - 19	20 - 24	25 - 29	30 - 34	35 - 39	40 - 44	45 - 49	50 - 54	55 - 59	60 - 64	65 - 69	70 +	Total
00:00 AM	0	0	0	0	0	0	0	0	0	0	0	0	0	0
00:15	0	0	0	0	0	0	0	0	0	0	0	0	0	0
00:30	0	0	1	0	0	0	0	0	0	0	0	0	0	1
00:45	0	0	1	0	0	0	0	0	0	0	0	0	0	1
01:00	0	0	0	0	0	0	0	0	0	0	0	0	0	0
01:15	0	0	1	0	0	0	0	0	0	0	0	0	0	1
01:30	0	0	0	0	0	0	0	0	0	0	0	0	0	0
01:45	1	0	0	0	0	0	0	0	0	0	0	0	0	1
02:00	0	0	0	0	0	0	0	0	0	0	0	0	0	0
02:15	0	0	0	0	0	0	0	0	0	0	0	0	0	0
02:30	0	0	0	0	0	0	0	0	0	0	0	0	0	0
02:45	0	0	0	0	0	0	0	0	0	0	0	0	0	0
03:00	0	0	1	0	0	0	0	0	0	0	0	0	0	1
03:15	0	0	0	0	0	0	0	0	0	0	0	0	0	0
03:30	0	1	0	0	0	0	0	0	0	0	0	0	0	1
03:45	0	0	0	0	0	0	0	0	0	0	0	0	0	0
04:00	0	0	0	0	0	0	0	0	0	0	0	0	0	0
04:15	0	0	0	0	0	0	0	0	0	0	0	0	0	0
04:30	0	0	0	0	0	0	0	0	0	0	0	0	0	0
04:45	0	0	0	0	0	0	0	0	0	0	0	0	0	0
05:00	0	0	0	0	0	0	0	0	0	0	0	0	0	0
05:15	0	0	1	0	0	0	0	0	0	0	0	0	0	1
05:30	0	0	2	0	0	0	0	0	0	0	0	0	0	2
05:45	0	0	1	0	0	0	0	0	0	0	0	0	0	1
06:00	0	0	0	0	0	0	0	0	0	0	0	0	0	0
06:15	1	0	0	0	0	0	0	0	0	0	0	0	0	1
06:30	0	1	1	0	0	0	0	0	0	0	0	0	0	2
06:45	0	1	0	0	0	0	0	0	0	0	0	0	0	1
07:00	0	3	1	0	0	0	0	0	0	0	0	0	0	4
07:15	0	1	1	0	1	0	0	0	0	0	0	0	0	3
07:30	0	1	1	1	0	0	0	0	0	0	0	0	0	3
07:45	1	0	2	1	0	0	0	0	0	0	0	0	0	4
08:00	1	4	2	1	0	0	0	0	0	0	0	0	0	8
08:15	0	4	3	0	0	0	0	0	0	0	0	0	0	7
08:30	0	0	1	1	0	0	0	0	0	0	0	0	0	2
08:45	1	5	0	0	0	0	0	0	0	0	0	0	0	6
09:00	0	0	1	0	0	0	0	0	0	0	0	0	0	1
09:15	0	3	1	0	0	0	0	0	0	0	0	0	0	4
09:30	1	4	0	0	0	0	0	0	0	0	0	0	0	5
09:45	0	2	1	0	0	0	0	0	0	0	0	0	0	3
10:00	0	0	1	0	0	0	0	0	0	0	0	0	0	1
10:15	0	0	4	0	0	0	0	0	0	0	0	0	0	4
10:30	1	1	1	0	0	0	0	0	0	0	0	0	0	3
10:45	0	3	2	0	0	0	0	0	0	0	0	0	0	5
11:00	1	2	1	0	0	0	0	0	0	0	0	0	0	4
11:15	0	1	3	0	0	0	0	0	0	0	0	0	0	4
11:30	1	3	0	2	0	0	0	0	0	0	0	0	0	6
11:45	0	1	1	1	0	0	0	0	0	0	0	0	0	3
12:00 PM	1	3	2	0	0	0	0	0	0	0	0	0	0	6
12:15	1	0	4	1	0	0	0	0	0	0	0	0	0	6
12:30	1	4	2	0	0	0	0	0	0	0	0	0	0	7
12:45	1	1	3	1	0	0	0	0	0	0	0	0	0	6
13:00	2	0	2	0	0	0	0	0	0	0	0	0	0	4
13:15	0	1	1	3	0	0	0	0	0	0	0	0	0	5
13:30	0	1	1	0	0	0	0	0	0	0	0	0	0	2
13:45	1	1	2	1	0	0	0	0	0	0	0	0	0	5
14:00	0	4	2	1	0	0	0	0	0	0	0	0	0	7
14:15	2	4	2	0	0	0	0	0	0	0	0	0	0	8
14:30	1	2	2	0	0	0	0	0	0	0	0	0	0	5
14:45	1	3	3	2	0	0	0	0	0	0	0	0	0	9
15:00	3	4	2	2	0	0	0	0	0	0	0	0	0	11
15:15	1	1	4	1	0	0	0	0	0	0	0	0	0	7
15:30	0	5	3	1	0	0	0	0	0	0	0	0	0	9
15:45	1	2	1	1	0	0	0	0	0	0	0	0	0	5
16:00	1	3	2	0	0	0	0	0	0	0	0	0	0	6
16:15	1	2	2	1	0	0	0	0	0	0	0	0	0	6
16:30	2	3	3	1	0	0	0	0	0	0	0	0	0	9
16:45	0	2	0	0	0	0	0	0	0	0	0	0	0	2
17:00	1	0	1	0	0	0	0	0	0	0	0	0	0	2
17:15	0	0	1	1	0	0	0	0	0	0	0	0	0	2
17:30	0	0	5	0	0	0	0	0	0	0	0	0	0	5
17:45	2	2	1	0	0	0	0	0	0	0	0	0	0	5
18:00	0	2	2	0	0	0	0	0	0	0	0	0	0	4
18:15	0	1	0	0	0	0	0	0	0	0	0	0	0	1
18:30	0	1	1	0	0	0	0	0	0	0	0	0	0	2
18:45	0	2	1	0	0	0	0	0	0	0	0	0	0	3
19:00	0	1	2	0	0	0	0	0	0	0	0	0	0	3
19:15	0	0	0	0	0	0	0	0	0	0	0	0	0	0
19:30	0	0	1	0	0	0	0	0	0	0	0	0	0	1
19:45	0	1	1	0	0	0	0	0	0	0	0	0	0	2
20:00	0	0	0	0	0	0	0	0	0	0	0	0	0	0
20:15	0	1	1	0	0	0	0	0	0	0	0	0	0	2
20:30	1	0	1	0	0	0	0	0	0	0	0	0	0	2
20:45	0	2	0	0	0	0	0	0	0	0	0	0	0	2
21:00	0	0	0	0	0	0	0	0	0	0	0	0	0	0
21:15	0	1	0	0	0	0	0	0	0	0	0	0	0	1
21:30	0	1	2	0	0	0	0	0	0	0	0	0	0	3
21:45	0	0	2	0	0	0	0	0	0	0	0	0	0	2
22:00	1	1	0	0	0	0	0	0	0	0	0	0	0	2
22:15	0	1	1	0	0	0	0	0	0	0	0	0	0	2
22:30	0	0	0	0	0	0	0	0	0	0	0	0	0	0
22:45	0	0	0	0	0	0	0	0	0	0	0	0	0	0
23:00	0	0	1	0	0	0	0	0	0	0	0	0	0	1
23:15	0	0	0	0	0	0	0	0	0	0	0	0	0	0
23:30	0	0	0	0	0	0	0	0	0	0	0	0	0	0
23:45	0	0	0	0	0	0	0	0	0	0	0	0	0	0
Totals	34	104	103	24	1									266
% of Totals	13%	39%	39%	9%	0%									100%

AM Volumes	9	41	36	7	1	0	0	0	0	0	0	0	0	94
% AM	3%	15%	14%	3%	0%									35%
AM Peak Hour	11:30	08:00	11:45	11:30	06:30									08:00
Volume	3	13	9	4	1									23
PM Volumes	25	63	67	17	0	0	0	0	0	0	0	0	0	172
% PM	9%	24%	25%	6%										65%
PM Peak Hour	14:15	14:00	14:45	14:45										14:45
Volume	7	13	12	6										36

Directional Peak Periods	AM 7-9			NOON 12-2			PM 4-6			Off Peak Volumes		
All Classes	Volume	⟷	%	Volume	⟷	%	Volume	⟷	%	Volume	⟷	%
	37		14%	41		15%	37		14%	151		57%

Street Name	Direction	Percentiles					
		15th	50th	Average	85th	95th	ADT
S Parish Pl	North Bound	14	18	18	23	26	218
S Parish Pl	South Bound	15	20	19	24	27	266

Prepared by National Data & Surveying Services

SPEED

S Parish Pl Bet. W Oak St & W Alameda Ave

Day: Tuesday
Date: 1/18/2022

City: Burbank
Project #: CA22_020022_012

Summary

Time	< 15	15 - 19	20 - 24	25 - 29	30 - 34	35 - 39	40 - 44	45 - 49	50 - 54	55 - 59	60 - 64	65 - 69	70 +	Total
00:00 AM	0	0	0	0	0	0	0	0	0	0	0	0	0	0
00:15	0	0	0	0	0	0	0	0	0	0	0	0	0	0
00:30	0	0	1	0	0	0	0	0	0	0	0	0	0	1
00:45	1	0	1	0	0	0	0	0	0	0	0	0	0	2
01:00	0	0	0	0	0	0	0	0	0	0	0	0	0	0
01:15	0	0	1	0	0	0	0	0	0	0	0	0	0	1
01:30	0	0	0	0	0	0	0	0	0	0	0	0	0	0
01:45	1	0	0	0	0	0	0	0	0	0	0	0	0	1
02:00	0	0	0	0	0	0	0	0	0	0	0	0	0	0
02:15	0	0	0	0	0	0	0	0	0	0	0	0	0	0
02:30	0	0	0	0	0	0	0	0	0	0	0	0	0	0
02:45	0	0	0	0	0	0	0	0	0	0	0	0	0	0
03:00	0	0	1	0	0	0	0	0	0	0	0	0	0	1
03:15	0	0	0	0	0	0	0	0	0	0	0	0	0	0
03:30	0	1	0	0	0	0	0	0	0	0	0	0	0	1
03:45	0	0	0	0	0	0	0	0	0	0	0	0	0	0
04:00	0	0	0	0	0	0	0	0	0	0	0	0	0	0
04:15	0	0	0	0	0	0	0	0	0	0	0	0	0	0
04:30	0	0	0	0	0	0	0	0	0	0	0	0	0	0
04:45	0	0	0	0	0	0	0	0	0	0	0	0	0	0
05:00	0	0	0	0	0	0	0	0	0	0	0	0	0	0
05:15	0	0	1	0	0	0	0	0	0	0	0	0	0	1
05:30	0	0	2	0	0	0	0	0	0	0	0	0	0	2
05:45	0	0	1	0	0	0	0	0	0	0	0	0	0	1
06:00	0	0	0	0	0	0	0	0	0	0	0	0	0	0
06:15	1	0	1	0	0	0	0	0	0	0	0	0	0	2
06:30	0	1	1	0	0	0	0	0	0	0	0	0	0	2
06:45	1	3	1	0	0	0	0	0	0	0	0	0	0	5
07:00	0	4	3	0	0	0	0	0	0	0	0	0	0	7
07:15	0	1	2	0	1	0	0	0	0	0	0	0	0	4
07:30	0	3	6	1	0	0	0	0	0	0	0	0	0	10
07:45	2	0	7	1	0	0	0	0	0	0	0	0	0	10
08:00	1	6	3	2	0	0	0	0	0	0	0	0	0	12
08:15	0	6	4	0	0	0	0	0	0	0	0	0	0	10
08:30	0	2	2	2	0	0	0	0	0	0	0	0	0	6
08:45	1	8	0	0	0	0	0	0	0	0	0	0	0	9
09:00	1	1	1	0	0	0	0	0	0	0	0	0	0	3
09:15	0	4	2	0	0	0	0	0	0	0	0	0	0	6
09:30	2	6	0	0	0	0	0	0	0	0	0	0	0	8
09:45	0	2	1	0	0	0	0	0	0	0	0	0	0	3
10:00	2	0	3	0	0	0	0	0	0	0	0	0	0	5
10:15	0	2	5	0	0	0	0	0	0	0	0	0	0	7
10:30	1	3	1	0	0	0	0	0	0	0	0	0	0	5
10:45	1	3	2	0	0	0	0	0	0	0	0	0	0	6
11:00	1	3	4	1	0	0	0	0	0	0	0	0	0	9
11:15	0	5	5	1	0	0	0	0	0	0	0	0	0	11
11:30	2	5	0	2	0	0	0	0	0	0	0	0	0	9
11:45	1	6	1	1	0	0	0	0	0	0	0	0	0	9
12:00 PM	1	4	4	1	0	0	0	0	0	0	0	0	0	10
12:15	1	1	7	1	0	0	0	0	0	0	0	0	0	10
12:30	1	4	2	1	0	0	0	0	0	0	0	0	0	8
12:45	1	1	5	1	0	0	0	0	0	0	0	0	0	8
13:00	2	2	3	0	0	0	0	0	0	0	0	0	0	7
13:15	1	2	4	3	0	0	0	0	0	0	0	0	0	10
13:30	0	2	2	0	0	0	0	0	0	0	0	0	0	4
13:45	1	3	2	1	0	0	0	0	0	0	0	0	0	7
14:00	2	5	2	1	0	0	0	0	0	0	0	0	0	10
14:15	6	7	2	0	0	0	0	0	0	0	0	0	0	15
14:30	3	7	2	0	0	0	0	0	0	0	0	0	0	12
14:45	2	6	5	3	0	0	0	0	0	0	0	0	0	16
15:00	5	12	2	3	0	0	0	0	0	0	0	0	0	22
15:15	2	4	7	1	0	0	0	0	0	0	0	0	0	14
15:30	2	6	4	1	0	0	0	0	0	0	0	0	0	13
15:45	2	3	3	1	0	0	0	0	0	0	0	0	0	9
16:00	2	3	3	1	0	0	0	0	0	0	0	0	0	9
16:15	1	5	2	1	1	0	0	0	0	0	0	0	0	10
16:30	2	5	3	1	0	0	0	0	0	0	0	0	0	11
16:45	3	4	1	0	0	0	0	0	0	0	0	0	0	8
17:00	1	1	1	0	0	0	0	0	0	0	0	0	0	3
17:15	0	1	3	1	0	0	0	0	0	0	0	0	0	5
17:30	1	3	8	0	0	0	0	0	0	0	0	0	0	12
17:45	2	4	2	0	0	0	0	0	0	0	0	0	0	8
18:00	0	4	4	0	0	0	0	0	0	0	0	0	0	8
18:15	0	6	0	0	0	0	0	0	0	0	0	0	0	6
18:30	2	3	1	2	0	0	0	0	0	0	0	0	0	8
18:45	0	4	1	0	0	0	0	0	0	0	0	0	0	5
19:00	0	2	2	0	0	0	0	0	0	0	0	0	0	4
19:15	0	1	0	0	0	0	0	0	0	0	0	0	0	1
19:30	2	3	1	0	0	0	0	0	0	0	0	0	0	6
19:45	0	2	1	0	0	0	0	0	0	0	0	0	0	3
20:00	0	3	0	1	0	0	0	0	0	0	0	0	0	4
20:15	0	1	1	0	0	0	0	0	0	0	0	0	0	2
20:30	1	0	1	0	0	0	0	0	0	0	0	0	0	2
20:45	1	2	0	0	0	0	0	0	0	0	0	0	0	3
21:00	0	1	1	0	0	0	0	0	0	0	0	0	0	2
21:15	0	2	1	0	0	0	0	0	0	0	0	0	0	3
21:30	0	3	2	0	0	0	0	0	0	0	0	0	0	5
21:45	0	0	2	0	0	0	0	0	0	0	0	0	0	2
22:00	1	1	1	0	0	0	0	0	0	0	0	0	0	3
22:15	0	2	2	0	0	0	0	0	0	0	0	0	0	4
22:30	0	1	0	0	0	0	0	0	0	0	0	0	0	1
22:45	0	1	0	0	0	0	0	0	0	0	0	0	0	1
23:00	0	0	1	0	0	0	0	0	0	0	0	0	0	1
23:15	0	0	0	0	0	0	0	0	0	0	0	0	0	0
23:30	0	0	0	0	0	0	0	0	0	0	0	0	0	0
23:45	0	0	0	0	0	0	0	0	0	0	0	0	0	0
Totals	70	212	164	36	2									484
% of Totals	14%	44%	34%	7%	0%									100%

AM Volumes	19	75	63	11	1	0	0	0	0	0	0	0	0	169
% AM	4%	15%	13%	2%	0%									35%
AM Peak Hour	11:30	08:00	07:30	07:45	06:30									07:30
Volume	5	22	20	5	1									42
PM Volumes	51	137	101	25	1	0	0	0	0	0	0	0	0	315
% PM	11%	28%	21%	5%	0%									65%
PM Peak Hour	14:15	14:15	12:00	14:45	15:30									14:15
Volume	16	32	18	8	1									65

Directional Peak Periods	AM 7-9			NOON 12-2			PM 4-6			Off Peak Volumes		
All Classes	Volume	⟷	%	Volume	⟷	%	Volume	⟷	%	Volume	⟷	%
	68	⟷	14%	64	⟷	13%	66	⟷	14%	286	⟷	59%

Street Name	Direction	Percentiles					
		15th	50th	Average	85th	95th	ADT
S Parish Pl	Summary	15	19	19	24	27	484

Prepared by National Data & Surveying Services

SPEED

S Parish Pl Bet. W Oak St & W Alameda Ave

Day: Tuesday
Date: 1/18/2022

City: Burbank
Project #: CA22_020022_012n

North Bound

Time	< 15	15 - 19	20 - 24	25 - 29	30 - 34	35 - 39	40 - 44	45 - 49	50 - 54	55 - 59	60 - 64	65 - 69	70 +	Total
00:00 AM	1	0	0	0	0	0	0	0	0	0	0	0	0	1
01:00	0	0	0	0	0	0	0	0	0	0	0	0	0	0
02:00	0	0	0	0	0	0	0	0	0	0	0	0	0	0
03:00	0	0	0	0	0	0	0	0	0	0	0	0	0	0
04:00	0	0	0	0	0	0	0	0	0	0	0	0	0	0
05:00	0	0	0	0	0	0	0	0	0	0	0	0	0	0
06:00	1	2	2	0	0	0	0	0	0	0	0	0	0	5
07:00	1	3	13	0	0	0	0	0	0	0	0	0	0	17
08:00	0	9	3	2	0	0	0	0	0	0	0	0	0	14
09:00	2	4	1	0	0	0	0	0	0	0	0	0	0	7
10:00	3	4	3	0	0	0	0	0	0	0	0	0	0	10
11:00	2	12	5	2	0	0	0	0	0	0	0	0	0	21
12:00 PM	0	2	7	2	0	0	0	0	0	0	0	0	0	11
13:00	1	6	5	0	0	0	0	0	0	0	0	0	0	12
14:00	9	12	2	1	0	0	0	0	0	0	0	0	0	24
15:00	6	13	6	1	0	0	0	0	0	0	0	0	0	26
16:00	4	7	2	1	1	0	0	0	0	0	0	0	0	15
17:00	1	7	6	0	0	0	0	0	0	0	0	0	0	14
18:00	2	11	2	2	0	0	0	0	0	0	0	0	0	17
19:00	2	6	0	0	0	0	0	0	0	0	0	0	0	8
20:00	1	3	0	1	0	0	0	0	0	0	0	0	0	5
21:00	0	4	2	0	0	0	0	0	0	0	0	0	0	6
22:00	0	3	2	0	0	0	0	0	0	0	0	0	0	5
23:00	0	0	0	0	0	0	0	0	0	0	0	0	0	0
Totals	36	108	61	12	1									218
% of Totals	17%	50%	28%	6%	0%									100%

AM Volumes	10	34	27	4	0	0	0	0	0	0	0	0	0	75
% AM	5%	16%	12%	2%										34%
AM Peak Hour	10:00	11:00	07:00	08:00										11:00
Volume	3	12	13	2										21
PM Volumes	26	74	34	8	1	0	0	0	0	0	0	0	0	143
% PM	12%	34%	16%	4%	0%									66%
PM Peak Hour	14:00	15:00	12:00	12:00	16:00									15:00
Volume	9	13	7	2	1									26

Directional Peak Periods	AM 7-9			NOON 12-2			PM 4-6			Off Peak Volumes		
All Speeds	Volume		%	Volume		%	Volume		%	Volume		%
	31	↔	14%	23	↔	11%	29	↔	13%	135	↔	62%

Street Name	Direction	Percentiles					
		15th	50th	Average	85th	95th	ADT
S Parish Pl	North Bound	14	18	18	23	26	218
S Parish Pl	South Bound	15	20	19	24	27	266

Prepared by National Data & Surveying Services

SPEED

S Parish Pl Bet. W Oak St & W Alameda Ave

Day: Tuesday
Date: 1/18/2022

City: Burbank
Project #: CA22_020022_012s

South Bound

Time	< 15	15 - 19	20 - 24	25 - 29	30 - 34	35 - 39	40 - 44	45 - 49	50 - 54	55 - 59	60 - 64	65 - 69	70 +	Total
00:00 AM	0	0	2	0	0	0	0	0	0	0	0	0	0	2
01:00	1	0	1	0	0	0	0	0	0	0	0	0	0	2
02:00	0	0	0	0	0	0	0	0	0	0	0	0	0	0
03:00	0	1	1	0	0	0	0	0	0	0	0	0	0	2
04:00	0	0	0	0	0	0	0	0	0	0	0	0	0	0
05:00	0	0	4	0	0	0	0	0	0	0	0	0	0	4
06:00	1	2	1	0	0	0	0	0	0	0	0	0	0	4
07:00	1	5	5	2	1	0	0	0	0	0	0	0	0	14
08:00	2	13	6	2	0	0	0	0	0	0	0	0	0	23
09:00	1	9	3	0	0	0	0	0	0	0	0	0	0	13
10:00	1	4	8	0	0	0	0	0	0	0	0	0	0	13
11:00	2	7	5	3	0	0	0	0	0	0	0	0	0	17
12:00 PM	4	8	11	2	0	0	0	0	0	0	0	0	0	25
13:00	3	3	6	4	0	0	0	0	0	0	0	0	0	16
14:00	4	13	9	3	0	0	0	0	0	0	0	0	0	29
15:00	5	12	10	5	0	0	0	0	0	0	0	0	0	32
16:00	4	10	7	2	0	0	0	0	0	0	0	0	0	23
17:00	3	2	8	1	0	0	0	0	0	0	0	0	0	14
18:00	0	6	4	0	0	0	0	0	0	0	0	0	0	10
19:00	0	2	4	0	0	0	0	0	0	0	0	0	0	6
20:00	1	3	2	0	0	0	0	0	0	0	0	0	0	6
21:00	0	2	4	0	0	0	0	0	0	0	0	0	0	6
22:00	1	2	1	0	0	0	0	0	0	0	0	0	0	4
23:00	0	0	1	0	0	0	0	0	0	0	0	0	0	1
Totals	34	104	103	24	1									266
% of Totals	13%	39%	39%	9%	0%									100%

AM Volumes	9	41	36	7	1	0	0	0	0	0	0	0	0	94
% AM	3%	15%	14%	3%	0%									35%
AM Peak Hour	08:00	08:00	10:00	11:00	07:00									08:00
Volume	2	13	8	3	1									23
PM Volumes	25	63	67	17	0	0	0	0	0	0	0	0	0	172
% PM	9%	24%	25%	6%										65%
PM Peak Hour	15:00	14:00	12:00	15:00										15:00
Volume	5	13	11	5										32

Directional Peak Periods	AM 7-9			NOON 12-2			PM 4-6			Off Peak Volumes		
All Speeds	Volume		%	Volume		%	Volume		%	Volume		%
	37	↔	14%	41	↔	15%	37	↔	14%	151	↔	57%

Street Name	Direction	Percentiles					
		15th	50th	Average	85th	95th	ADT
S Parish Pl	North Bound	14	18	18	23	26	218
S Parish Pl	South Bound	15	20	19	24	27	266

Prepared by National Data & Surveying Services

SPEED

S Parish Pl Bet. W Oak St & W Alameda Ave

Day: Tuesday
Date: 1/18/2022

City: Burbank
Project #: CA22_020022_012

Summary

Time	< 15	15 - 19	20 - 24	25 - 29	30 - 34	35 - 39	40 - 44	45 - 49	50 - 54	55 - 59	60 - 64	65 - 69	70 +	Total
00:00 AM	1	0	2	0	0	0	0	0	0	0	0	0	0	3
01:00	1	0	1	0	0	0	0	0	0	0	0	0	0	2
02:00	0	0	0	0	0	0	0	0	0	0	0	0	0	0
03:00	0	1	1	0	0	0	0	0	0	0	0	0	0	2
04:00	0	0	0	0	0	0	0	0	0	0	0	0	0	0
05:00	0	0	4	0	0	0	0	0	0	0	0	0	0	4
06:00	2	4	3	0	0	0	0	0	0	0	0	0	0	9
07:00	2	8	18	2	1	0	0	0	0	0	0	0	0	31
08:00	2	22	9	4	0	0	0	0	0	0	0	0	0	37
09:00	3	13	4	0	0	0	0	0	0	0	0	0	0	20
10:00	4	8	11	0	0	0	0	0	0	0	0	0	0	23
11:00	4	19	10	5	0	0	0	0	0	0	0	0	0	38
12:00 PM	4	10	18	4	0	0	0	0	0	0	0	0	0	36
13:00	4	9	11	4	0	0	0	0	0	0	0	0	0	28
14:00	13	25	11	4	0	0	0	0	0	0	0	0	0	53
15:00	11	25	16	6	0	0	0	0	0	0	0	0	0	58
16:00	8	17	9	3	1	0	0	0	0	0	0	0	0	38
17:00	4	9	14	1	0	0	0	0	0	0	0	0	0	28
18:00	2	17	6	2	0	0	0	0	0	0	0	0	0	27
19:00	2	8	4	0	0	0	0	0	0	0	0	0	0	14
20:00	2	6	2	1	0	0	0	0	0	0	0	0	0	11
21:00	0	6	6	0	0	0	0	0	0	0	0	0	0	12
22:00	1	5	3	0	0	0	0	0	0	0	0	0	0	9
23:00	0	0	1	0	0	0	0	0	0	0	0	0	0	1
Totals	70	212	164	36	2									484
% of Totals	14%	44%	34%	7%	0%									100%

AM Volumes	19	75	63	11	1	0	0	0	0	0	0	0	0	169
% AM	4%	15%	13%	2%	0%									35%
AM Peak Hour	10:00	08:00	07:00	11:00	07:00									11:00
Volume	4	22	18	5	1									38
PM Volumes	51	137	101	25	1	0	0	0	0	0	0	0	0	315
% PM	11%	28%	21%	5%	0%									65%
PM Peak Hour	14:00	14:00	12:00	15:00	16:00									15:00
Volume	13	25	18	6	1									58

Directional Peak Periods	AM 7-9			NOON 12-2			PM 4-6			Off Peak Volumes		
All Speeds	Volume		%	Volume		%	Volume		%	Volume		%
	68	↔	14%	64	↔	13%	66	↔	14%	286	↔	59%

Street Name	Direction	Percentiles					
		15th	50th	Average	85th	95th	ADT
S Parish Pl	Summary	15	19	19	24	27	484

Prepared by NDS/ATD

Prepared by National Data & Surveying Services

VOLUME

S Parish Pl Bet. W Oak St & W Alameda Ave

Day: Tuesday
Date: 1/18/2022

City: Burbank
Project #: CA22_020022_012

DAILY TOTALS	NB	SB	EB	WB	Total
	218	266	0	0	484

AM Period	NB		SB		EB	WB	TOTAL		PM Period	NB		SB		EB	WB	TOTAL	
00:00	0		0		0	0			12:00	4		6		0	0	10	
00:15	0		0		0	0			12:15	4		6		0	0	10	
00:30	0		1		0	0	1		12:30	1		7		0	0	8	
00:45	1	1	1	2	0	0	2	3	12:45	2	11	6	25	0	0	8	36
01:00	0		0		0	0			13:00	3		4		0	0	7	
01:15	0		1		0	0	1		13:15	5		5		0	0	10	
01:30	0		0		0	0			13:30	2		2		0	0	4	
01:45	0		1	2	0	0	1	2	13:45	2	12	5	16	0	0	7	28
02:00	0		0		0	0			14:00	3		7		0	0	10	
02:15	0		0		0	0			14:15	7		8		0	0	15	
02:30	0		0		0	0			14:30	7		5		0	0	12	
02:45	0		0		0	0			14:45	7	24	9	29	0	0	16	53
03:00	0		1		0	0	1		15:00	11		11		0	0	22	
03:15	0		0		0	0			15:15	7		7		0	0	14	
03:30	0		1		0	0	1		15:30	4		9		0	0	13	
03:45	0		0	2	0	0		2	15:45	4	26	5	32	0	0	9	58
04:00	0		0		0	0			16:00	3		6		0	0	9	
04:15	0		0		0	0			16:15	4		6		0	0	10	
04:30	0		0		0	0			16:30	2		9		0	0	11	
04:45	0		0		0	0			16:45	6	15	2	23	0	0	8	38
05:00	0		0		0	0			17:00	1		2		0	0	3	
05:15	0		1		0	0	1		17:15	3		2		0	0	5	
05:30	0		2		0	0	2		17:30	7		5		0	0	12	
05:45	0		1	4	0	0	1	4	17:45	3	14	5	14	0	0	8	28
06:00	0		0		0	0			18:00	4		4		0	0	8	
06:15	1		1		0	0	2		18:15	5		1		0	0	6	
06:30	0		2		0	0	2		18:30	6		2		0	0	8	
06:45	4	5	1	4	0	0	5	9	18:45	2	17	3	10	0	0	5	27
07:00	3		4		0	0	7		19:00	1		3		0	0	4	
07:15	1		3		0	0	4		19:15	1		0		0	0	1	
07:30	7		3		0	0	10		19:30	5		1		0	0	6	
07:45	6	17	4	14	0	0	10	31	19:45	1	8	2	6	0	0	3	14
08:00	4		8		0	0	12		20:00	4		0		0	0	4	
08:15	3		7		0	0	10		20:15	0		2		0	0	2	
08:30	4		2		0	0	6		20:30	0		2		0	0	2	
08:45	3	14	6	23	0	0	9	37	20:45	1	5	2	6	0	0	3	11
09:00	2		1		0	0	3		21:00	2		0		0	0	2	
09:15	2		4		0	0	6		21:15	2		1		0	0	3	
09:30	3		5		0	0	8		21:30	2		3		0	0	5	
09:45	0	7	3	13	0	0	3	20	21:45	0	6	2	6	0	0	2	12
10:00	4		1		0	0	5		22:00	1		2		0	0	3	
10:15	3		4		0	0	7		22:15	2		2		0	0	4	
10:30	2		3		0	0	5		22:30	1		0		0	0	1	
10:45	1	10	5	13	0	0	6	23	22:45	1	5	0	4	0	0	1	9
11:00	5		4		0	0	9		23:00	0		1		0	0	1	
11:15	7		4		0	0	11		23:15	0		0		0	0		
11:30	3		6		0	0	9		23:30	0		0		0	0		
11:45	6	21	3	17	0	0	9	38	23:45	0		0	1	0	0		1
TOTALS		75		94				169	TOTALS		143		172				315
SPLIT %		44.4%		55.6%				34.9%	SPLIT %		45.4%		54.6%				65.1%

DAILY TOTALS	NB	SB	EB	WB	Total
	218	266	0	0	484

AM Peak Hour	11:00	08:00			07:30	PM Peak Hour	14:15	14:45			14:15
AM Pk Volume	21	23			42	PM Pk Volume	32	36			65
Pk Hr Factor	0.750	0.719			0.875	Pk Hr Factor	0.727	0.818			0.739
7 - 9 Volume	31	37	0	0	68	4 - 6 Volume	29	37	0	0	66
7 - 9 Peak Hour	07:30	08:00			07:30	4 - 6 Peak Hour	16:45	16:00			16:00
7 - 9 Pk Volume	20	23	0	0	42	4 - 6 Pk Volume	17	23	0	0	38
Pk Hr Factor	0.714	0.719	0.000	0.000	0.875	Pk Hr Factor	0.607	0.639	0.000	0.000	0.864

Prepared by NDS/ATD

Project #: CA22_020022_012 **City:** Burbank

Location: S Parish Pl Bet. W Oak St & W Alameda Ave **Date:** 1/18/2022

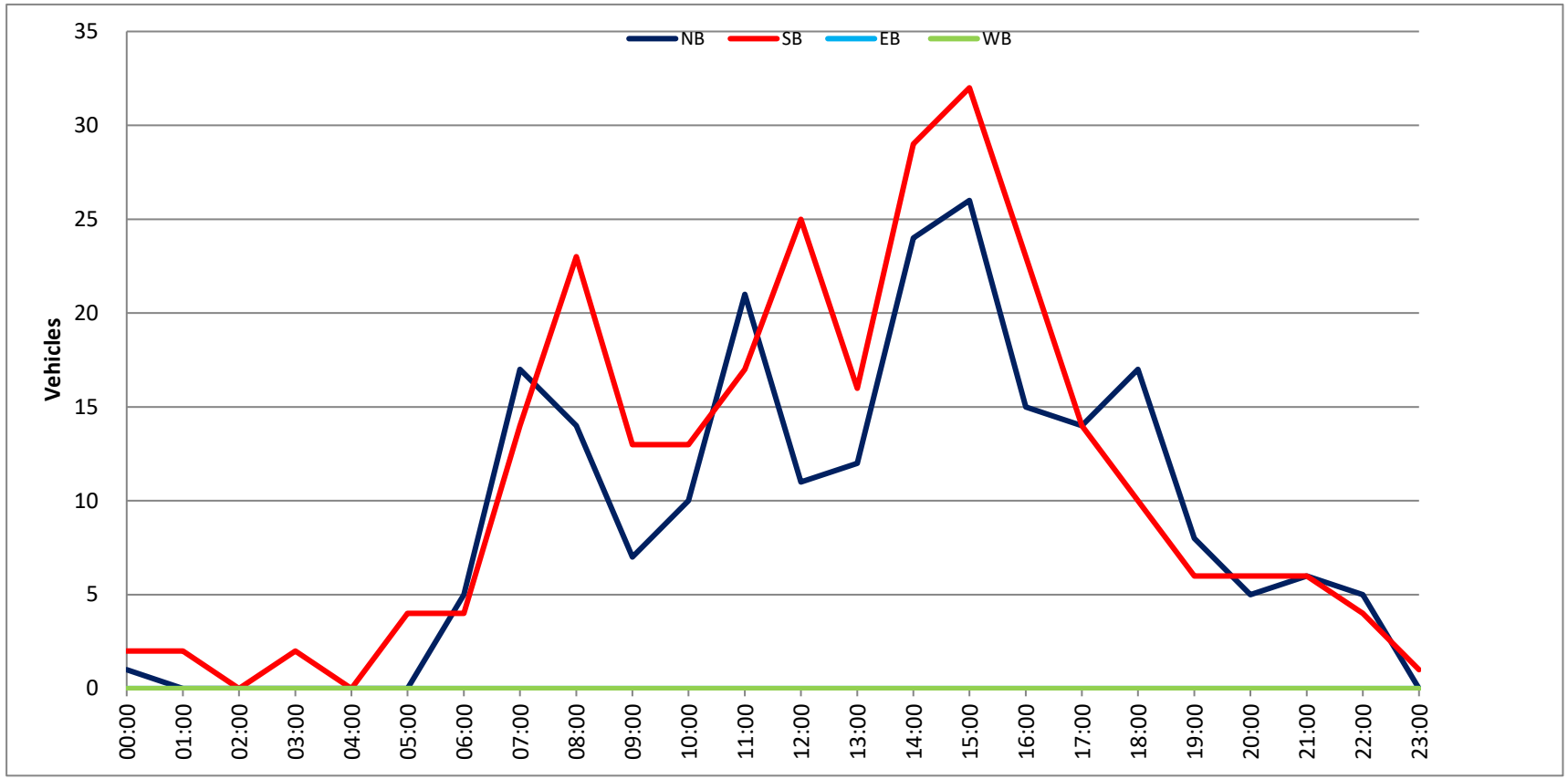

Prepared by National Data & Surveying Services

SPEED

S Parish Pl Bet. W Oak St & W Alameda Ave

Day: Wednesday
Date: 1/19/2022

City: Burbank
Project #: CA22_020022_012n

North Bound

Time	< 15	15 - 19	20 - 24	25 - 29	30 - 34	35 - 39	40 - 44	45 - 49	50 - 54	55 - 59	60 - 64	65 - 69	70 +	Total
00:00 AM	0	0	0	0	0	0	0	0	0	0	0	0	0	0
00:15	0	1	0	0	0	0	0	0	0	0	0	0	0	1
00:30	0	0	0	0	0	0	0	0	0	0	0	0	0	0
00:45	0	0	0	0	0	0	0	0	0	0	0	0	0	0
01:00	0	0	0	0	0	0	0	0	0	0	0	0	0	0
01:15	0	0	0	0	0	0	0	0	0	0	0	0	0	0
01:30	0	0	0	0	0	0	0	0	0	0	0	0	0	0
01:45	0	0	0	0	0	0	0	0	0	0	0	0	0	0
02:00	0	0	0	0	0	0	0	0	0	0	0	0	0	0
02:15	0	0	0	0	0	0	0	0	0	0	0	0	0	0
02:30	0	0	0	0	0	0	0	0	0	0	0	0	0	0
02:45	0	0	0	0	0	0	0	0	0	0	0	0	0	0
03:00	0	0	0	0	0	0	0	0	0	0	0	0	0	0
03:15	0	0	0	0	0	0	0	0	0	0	0	0	0	0
03:30	0	0	0	0	0	0	0	0	0	0	0	0	0	0
03:45	0	0	0	0	0	0	0	0	0	0	0	0	0	0
04:00	0	0	0	0	0	0	0	0	0	0	0	0	0	0
04:15	0	0	0	0	0	0	0	0	0	0	0	0	0	0
04:30	0	0	0	0	0	0	0	0	0	0	0	0	0	0
04:45	0	0	0	0	0	0	0	0	0	0	0	0	0	0
05:00	0	0	0	0	0	0	0	0	0	0	0	0	0	0
05:15	0	0	0	0	0	0	0	0	0	0	0	0	0	0
05:30	0	0	0	0	0	0	0	0	0	0	0	0	0	0
05:45	0	0	1	0	0	0	0	0	0	0	0	0	0	1
06:00	0	0	0	0	0	0	0	0	0	0	0	0	0	0
06:15	0	1	0	0	0	0	0	0	0	0	0	0	0	1
06:30	0	0	0	0	0	0	0	0	0	0	0	0	0	0
06:45	0	1	1	0	0	0	0	0	0	0	0	0	0	2
07:00	0	1	1	0	0	0	0	0	0	0	0	0	0	2
07:15	0	1	0	1	0	0	0	0	0	0	0	0	0	2
07:30	0	5	0	0	0	0	0	0	0	0	0	0	0	5
07:45	0	4	1	0	0	0	0	0	0	0	0	0	0	5
08:00	2	2	0	0	0	0	0	0	0	0	0	0	0	4
08:15	0	1	2	0	0	0	0	0	0	0	0	0	0	3
08:30	0	1	1	1	0	0	0	0	0	0	0	0	0	3
08:45	1	1	0	0	0	0	0	0	0	0	0	0	0	2
09:00	0	1	1	0	0	0	0	0	0	0	0	0	0	2
09:15	0	1	1	1	0	0	0	0	0	0	0	0	0	3
09:30	1	1	0	0	0	0	0	0	0	0	0	0	0	2
09:45	1	1	0	0	0	0	0	0	0	0	0	0	0	2
10:00	2	1	0	0	0	0	0	0	0	0	0	0	0	3
10:15	0	2	0	0	0	0	0	0	0	0	0	0	0	2
10:30	1	2	0	0	0	0	0	0	0	0	0	0	0	3
10:45	1	0	2	0	0	0	0	0	0	0	0	0	0	3
11:00	0	1	2	0	0	0	0	0	0	0	0	0	0	3
11:15	1	1	0	0	0	0	0	0	0	0	0	0	0	2
11:30	2	1	0	0	0	0	0	0	0	0	0	0	0	3
11:45	2	1	0	0	0	0	0	0	0	0	0	0	0	3
12:00 PM	0	5	1	0	0	0	0	0	0	0	0	0	0	6
12:15	1	1	1	0	0	0	0	0	0	0	0	0	0	3
12:30	2	1	2	0	0	0	0	0	0	0	0	0	0	5
12:45	1	3	0	1	0	0	0	0	0	0	0	0	0	5
13:00	0	2	1	0	0	0	0	0	0	0	0	0	0	3
13:15	3	4	0	0	0	0	0	0	0	0	0	0	0	7
13:30	1	5	1	0	1	0	0	0	0	0	0	0	0	8
13:45	1	3	0	0	0	0	0	0	0	0	0	0	0	4
14:00	0	0	2	0	0	0	0	0	0	0	0	0	0	2
14:15	3	2	0	0	0	0	0	0	0	0	0	0	0	5
14:30	2	2	2	0	0	0	0	0	0	0	0	0	0	6
14:45	2	1	3	0	0	0	0	0	0	0	0	0	0	6
15:00	0	1	4	1	0	0	0	0	0	0	0	0	0	6
15:15	1	2	2	0	0	0	0	0	0	0	0	0	0	5
15:30	2	3	0	1	0	0	0	0	0	0	0	0	0	6
15:45	1	2	2	0	0	0	0	0	0	0	0	0	0	5
16:00	1	2	1	0	0	0	0	0	0	0	0	0	0	4
16:15	0	3	1	0	0	0	0	0	0	0	0	0	0	4
16:30	0	0	1	1	0	0	0	0	0	0	0	0	0	2
16:45	0	2	1	0	0	0	0	0	0	0	0	0	0	3
17:00	1	1	0	1	0	0	0	0	0	0	0	0	0	3
17:15	0	3	2	0	0	0	0	0	0	0	0	0	0	5
17:30	1	1	2	0	1	0	0	0	0	0	0	0	0	5
17:45	0	2	1	1	0	0	0	0	0	0	0	0	0	4
18:00	0	4	1	1	0	0	0	0	0	0	0	0	0	6
18:15	1	2	0	0	0	0	0	0	0	0	0	0	0	3
18:30	0	2	2	0	0	0	0	0	0	0	0	0	0	4
18:45	0	1	1	0	0	0	0	0	0	0	0	0	0	2
19:00	0	1	0	0	0	0	0	0	0	0	0	0	0	1
19:15	0	2	1	1	0	0	0	0	0	0	0	0	0	4
19:30	0	1	2	0	0	0	0	0	0	0	0	0	0	3
19:45	1	0	0	1	0	0	0	0	0	0	0	0	0	2
20:00	1	1	0	0	0	0	0	0	0	0	0	0	0	2
20:15	0	1	0	1	0	0	0	0	0	0	0	0	0	2
20:30	0	0	1	0	0	0	0	0	0	0	0	0	0	1
20:45	0	2	0	0	0	0	0	0	0	0	0	0	0	2
21:00	0	1	0	0	0	0	0	0	0	0	0	0	0	1
21:15	0	2	0	0	0	0	0	0	0	0	0	0	0	2
21:30	0	1	0	1	0	0	0	0	0	0	0	0	0	2
21:45	0	0	0	0	0	0	0	0	0	0	0	0	0	0
22:00	0	1	0	0	0	0	0	0	0	0	0	0	0	1
22:15	0	0	0	0	0	0	0	0	0	0	0	0	0	0
22:30	0	0	0	0	0	0	0	0	0	0	0	0	0	0
22:45	0	1	0	0	0	0	0	0	0	0	0	0	0	1
23:00	0	0	0	0	0	0	0	0	0	0	0	0	0	0
23:15	0	0	0	0	0	0	0	0	0	0	0	0	0	0
23:30	0	2	0	0	0	0	0	0	0	0	0	0	0	2
23:45	0	0	0	0	0	0	0	0	0	0	0	0	0	0
Totals	40	108	51	14	2									215
% of Totals	19%	50%	24%	7%	1%									100%

AM Volumes	14	32	13	3	0	0	0	0	0	0	0	0	0	62
% AM	7%	15%	6%	1%										29%
AM Peak Hour	11:00	07:15	07:45	08:30										07:30
Volume	5	12	4	2										17
PM Volumes	26	76	38	11	2	0	0	0	0	0	0	0	0	153
% PM	12%	35%	18%	5%	1%									71%
PM Peak Hour	14:00	12:45	14:30	14:45	12:45									12:45
Volume	7	14	11	2	1									23

Directional Peak Periods	AM 7-9			NOON 12-2			PM 4-6			Off Peak Volumes		
All Classes	Volume	⟷	%	Volume	⟷	%	Volume	⟷	%	Volume	⟷	%
	26		12%	41		19%	30		14%	118		55%

Street Name	Direction	Percentiles					
		15th	50th	Average	85th	95th	ADT
S Parish Pl	North Bound	13	18	18	23	27	215
S Parish Pl	South Bound	16	20	20	24	28	263

Prepared by National Data & Surveying Services

SPEED

S Parish Pl Bet. W Oak St & W Alameda Ave

Day: Wednesday
Date: 1/19/2022

City: Burbank
Project #: CA22_020022_012s

South Bound

Time	< 15	15 - 19	20 - 24	25 - 29	30 - 34	35 - 39	40 - 44	45 - 49	50 - 54	55 - 59	60 - 64	65 - 69	70 +	Total
00:00 AM	0	0	0	0	0	0	0	0	0	0	0	0	0	0
00:15	0	0	0	0	0	0	0	0	0	0	0	0	0	0
00:30	0	2	0	0	0	0	0	0	0	0	0	0	0	2
00:45	0	0	0	0	0	0	0	0	0	0	0	0	0	0
01:00	0	0	0	0	0	0	0	0	0	0	0	0	0	0
01:15	0	0	0	0	0	0	0	0	0	0	0	0	0	0
01:30	0	0	1	0	0	0	0	0	0	0	0	0	0	1
01:45	0	0	0	0	0	0	0	0	0	0	0	0	0	0
02:00	0	0	0	0	0	0	0	0	0	0	0	0	0	0
02:15	0	0	0	0	0	0	0	0	0	0	0	0	0	0
02:30	0	0	0	0	0	0	0	0	0	0	0	0	0	0
02:45	0	0	1	0	0	0	0	0	0	0	0	0	0	1
03:00	0	0	0	0	0	0	0	0	0	0	0	0	0	0
03:15	0	0	0	0	0	0	0	0	0	0	0	0	0	0
03:30	0	0	0	0	0	0	0	0	0	0	0	0	0	0
03:45	0	0	0	0	0	0	0	0	0	0	0	0	0	0
04:00	0	0	0	0	0	0	0	0	0	0	0	0	0	0
04:15	0	0	0	0	0	0	0	0	0	0	0	0	0	0
04:30	0	1	0	0	0	0	0	0	0	0	0	0	0	1
04:45	1	0	1	0	0	0	0	0	0	0	0	0	0	2
05:00	0	0	0	0	0	0	0	0	0	0	0	0	0	0
05:15	0	0	0	1	0	0	0	0	0	0	0	0	0	1
05:30	0	1	0	0	0	0	0	0	0	0	0	0	0	1
05:45	0	0	0	0	0	0	0	0	0	0	0	0	0	0
06:00	0	0	0	0	0	0	0	0	0	0	0	0	0	0
06:15	0	1	0	0	0	0	0	0	0	0	0	0	0	1
06:30	0	1	1	1	0	0	0	0	0	0	0	0	0	3
06:45	0	0	1	0	0	0	0	0	0	0	0	0	0	1
07:00	0	0	1	0	0	0	0	0	0	0	0	0	0	1
07:15	0	1	0	0	1	0	0	0	0	0	0	0	0	2
07:30	0	0	0	1	0	0	0	0	0	0	0	0	0	1
07:45	0	2	5	1	0	0	0	0	0	0	0	0	0	8
08:00	0	1	3	0	0	0	0	0	0	0	0	0	0	4
08:15	1	1	2	0	0	0	0	0	0	0	0	0	0	4
08:30	1	2	1	0	0	0	0	0	0	0	0	0	0	4
08:45	0	0	1	0	0	0	0	0	0	0	0	0	0	1
09:00	0	0	1	1	0	0	0	0	0	0	0	0	0	2
09:15	1	3	3	1	0	0	0	0	0	0	0	0	0	8
09:30	0	1	1	0	0	0	0	0	0	0	0	0	0	2
09:45	0	4	4	0	0	0	0	0	0	0	0	0	0	8
10:00	1	0	0	0	0	0	0	0	0	0	0	0	0	1
10:15	1	3	2	1	0	0	0	0	0	0	0	0	0	7
10:30	1	3	2	0	0	0	0	0	0	0	0	0	0	6
10:45	0	3	0	0	0	0	0	0	0	0	0	0	0	3
11:00	0	3	3	0	0	0	0	0	0	0	0	0	0	6
11:15	0	2	3	0	0	0	0	0	0	0	0	0	0	5
11:30	2	2	2	0	0	0	0	0	0	0	0	0	0	6
11:45	3	0	0	2	0	0	0	0	0	0	0	0	0	5
12:00 PM	0	5	3	1	0	0	0	0	0	0	0	0	0	9
12:15	0	0	2	0	0	0	0	0	0	0	0	0	0	2
12:30	1	2	2	0	0	0	0	0	0	0	0	0	0	5
12:45	0	1	2	0	0	0	0	0	0	0	0	0	0	3
13:00	0	0	2	0	0	0	0	0	0	0	0	0	0	2
13:15	0	2	0	1	0	0	0	0	0	0	0	0	0	3
13:30	0	3	0	0	0	0	0	0	0	0	0	0	0	3
13:45	0	3	0	0	0	0	0	0	0	0	0	0	0	3
14:00	0	4	0	1	0	0	0	0	0	0	0	0	0	5
14:15	0	4	3	0	0	0	0	0	0	0	0	0	0	7
14:30	0	3	4	1	0	0	0	0	0	0	0	0	0	8
14:45	1	2	1	0	0	0	0	0	0	0	0	0	0	4
15:00	0	1	5	1	0	0	0	0	0	0	0	0	0	7
15:15	1	1	3	1	0	0	0	0	0	0	0	0	0	6
15:30	0	0	2	2	0	0	0	0	0	0	0	0	0	4
15:45	4	3	0	1	0	0	0	0	0	0	0	0	0	8
16:00	0	2	3	0	0	0	0	0	0	0	0	0	0	5
16:15	0	0	1	0	0	0	0	0	0	0	0	0	0	1
16:30	1	3	0	3	0	0	0	0	0	0	0	0	0	7
16:45	0	2	3	0	0	0	0	0	0	0	0	0	0	5
17:00	0	2	1	1	0	0	0	0	0	0	0	0	0	4
17:15	0	4	6	0	0	0	0	0	0	0	0	0	0	10
17:30	0	2	4	0	0	0	0	0	0	0	0	0	0	6
17:45	0	3	1	0	0	0	0	0	0	0	0	0	0	4
18:00	0	0	4	0	1	0	0	0	0	0	0	0	0	5
18:15	0	0	2	0	0	0	0	0	0	0	0	0	0	2
18:30	0	3	0	0	0	0	0	0	0	0	0	0	0	3
18:45	0	0	3	0	0	0	0	0	0	0	0	0	0	3
19:00	0	1	3	0	0	0	0	0	0	0	0	0	0	4
19:15	0	0	3	0	1	0	0	0	0	0	0	0	0	4
19:30	0	1	0	0	0	0	0	0	0	0	0	0	0	1
19:45	0	1	2	0	0	0	0	0	0	0	0	0	0	3
20:00	1	0	0	0	0	0	0	0	0	0	0	0	0	1
20:15	0	0	1	1	0	0	0	0	0	0	0	0	0	2
20:30	0	1	0	0	0	0	0	0	0	0	0	0	0	1
20:45	0	1	1	0	0	0	0	0	0	0	0	0	0	2
21:00	0	2	1	0	0	0	0	0	0	0	0	0	0	3
21:15	0	0	0	0	0	0	0	0	0	0	0	0	0	0
21:30	0	0	0	1	0	0	0	0	0	0	0	0	0	1
21:45	0	0	1	0	1	0	0	0	0	0	0	0	0	2
22:00	0	0	2	0	0	0	0	0	0	0	0	0	0	2
22:15	0	0	0	0	0	0	0	0	0	0	0	0	0	0
22:30	0	0	0	0	0	0	0	0	0	0	0	0	0	0
22:45	0	1	0	0	0	0	0	0	0	0	0	0	0	1
23:00	0	1	0	0	0	0	0	0	0	0	0	0	0	1
23:15	0	0	0	0	0	0	0	0	0	0	0	0	0	0
23:30	0	0	1	0	0	0	0	0	0	0	0	0	0	1
23:45	1	0	1	0	0	0	0	0	0	0	0	0	0	2
Totals	22	101	112	24	4									263
% of Totals	8%	38%	43%	9%	2%									100%

AM Volumes	12	37	39	9	1	0	0	0	0	0	0	0	0	98
% AM	5%	14%	15%	3%	0%									37%
AM Peak Hour	11:00	10:15	07:45	11:15	06:30									11:15
Volume	5	12	11	3	1									25
PM Volumes	10	64	73	15	3	0	0	0	0	0	0	0	0	165
% PM	4%	24%	28%	6%	1%									63%
PM Peak Hour	15:00	13:30	17:15	15:00	17:15									14:15
Volume	5	14	15	5	1									26

Directional Peak Periods	AM 7-9			NOON 12-2			PM 4-6			Off Peak Volumes		
All Classes	Volume	⟷	%	Volume	⟷	%	Volume	⟷	%	Volume	⟷	%
	25		10%	30		11%	42		16%	166		63%

Street Name	Direction	Percentiles					
		15th	50th	Average	85th	95th	ADT
S Parish Pl	North Bound	13	18	18	23	27	215
S Parish Pl	South Bound	16	20	20	24	28	263

Prepared by National Data & Surveying Services

SPEED

S Parish Pl Bet. W Oak St & W Alameda Ave

Day: Wednesday
Date: 1/19/2022

City: Burbank
Project #: CA22_020022_012

Summary

Time	< 15	15 - 19	20 - 24	25 - 29	30 - 34	35 - 39	40 - 44	45 - 49	50 - 54	55 - 59	60 - 64	65 - 69	70 +	Total
00:00 AM	0	0	0	0	0	0	0	0	0	0	0	0	0	0
00:15	0	1	0	0	0	0	0	0	0	0	0	0	0	1
00:30	0	2	0	0	0	0	0	0	0	0	0	0	0	2
00:45	0	0	0	0	0	0	0	0	0	0	0	0	0	0
01:00	0	0	0	0	0	0	0	0	0	0	0	0	0	0
01:15	0	0	0	0	0	0	0	0	0	0	0	0	0	0
01:30	0	0	1	0	0	0	0	0	0	0	0	0	0	1
01:45	0	0	0	0	0	0	0	0	0	0	0	0	0	0
02:00	0	0	0	0	0	0	0	0	0	0	0	0	0	0
02:15	0	0	0	0	0	0	0	0	0	0	0	0	0	0
02:30	0	0	0	0	0	0	0	0	0	0	0	0	0	0
02:45	0	0	1	0	0	0	0	0	0	0	0	0	0	1
03:00	0	0	0	0	0	0	0	0	0	0	0	0	0	0
03:15	0	0	0	0	0	0	0	0	0	0	0	0	0	0
03:30	0	0	0	0	0	0	0	0	0	0	0	0	0	0
03:45	0	0	0	0	0	0	0	0	0	0	0	0	0	0
04:00	0	0	0	0	0	0	0	0	0	0	0	0	0	0
04:15	0	0	0	0	0	0	0	0	0	0	0	0	0	0
04:30	0	1	0	0	0	0	0	0	0	0	0	0	0	1
04:45	1	0	1	0	0	0	0	0	0	0	0	0	0	2
05:00	0	0	0	0	0	0	0	0	0	0	0	0	0	0
05:15	0	0	0	1	0	0	0	0	0	0	0	0	0	1
05:30	0	1	0	0	0	0	0	0	0	0	0	0	0	1
05:45	0	0	1	0	0	0	0	0	0	0	0	0	0	1
06:00	0	0	0	0	0	0	0	0	0	0	0	0	0	0
06:15	0	2	0	0	0	0	0	0	0	0	0	0	0	2
06:30	0	1	1	1	0	0	0	0	0	0	0	0	0	3
06:45	0	1	2	0	0	0	0	0	0	0	0	0	0	3
07:00	0	1	2	0	0	0	0	0	0	0	0	0	0	3
07:15	0	2	0	1	1	0	0	0	0	0	0	0	0	4
07:30	0	5	0	1	0	0	0	0	0	0	0	0	0	6
07:45	0	6	6	1	0	0	0	0	0	0	0	0	0	13
08:00	2	3	3	0	0	0	0	0	0	0	0	0	0	8
08:15	1	2	4	0	0	0	0	0	0	0	0	0	0	7
08:30	1	3	2	1	0	0	0	0	0	0	0	0	0	7
08:45	1	1	1	0	0	0	0	0	0	0	0	0	0	3
09:00	0	1	2	1	0	0	0	0	0	0	0	0	0	4
09:15	1	4	4	2	0	0	0	0	0	0	0	0	0	11
09:30	1	2	1	0	0	0	0	0	0	0	0	0	0	4
09:45	1	5	4	0	0	0	0	0	0	0	0	0	0	10
10:00	3	1	0	0	0	0	0	0	0	0	0	0	0	4
10:15	1	5	2	1	0	0	0	0	0	0	0	0	0	9
10:30	2	5	2	0	0	0	0	0	0	0	0	0	0	9
10:45	1	3	2	0	0	0	0	0	0	0	0	0	0	6
11:00	0	4	5	0	0	0	0	0	0	0	0	0	0	9
11:15	1	3	3	0	0	0	0	0	0	0	0	0	0	7
11:30	4	3	2	0	0	0	0	0	0	0	0	0	0	9
11:45	5	1	0	2	0	0	0	0	0	0	0	0	0	8
12:00 PM	0	10	4	1	0	0	0	0	0	0	0	0	0	15
12:15	1	1	3	0	0	0	0	0	0	0	0	0	0	5
12:30	3	3	4	0	0	0	0	0	0	0	0	0	0	10
12:45	1	4	2	1	0	0	0	0	0	0	0	0	0	8
13:00	0	2	3	0	0	0	0	0	0	0	0	0	0	5
13:15	3	6	0	1	0	0	0	0	0	0	0	0	0	10
13:30	1	8	1	0	1	0	0	0	0	0	0	0	0	11
13:45	1	6	0	0	0	0	0	0	0	0	0	0	0	7
14:00	0	4	2	1	0	0	0	0	0	0	0	0	0	7
14:15	3	6	3	0	0	0	0	0	0	0	0	0	0	12
14:30	2	5	6	1	0	0	0	0	0	0	0	0	0	14
14:45	3	3	4	0	0	0	0	0	0	0	0	0	0	10
15:00	0	2	9	2	0	0	0	0	0	0	0	0	0	13
15:15	2	3	5	1	0	0	0	0	0	0	0	0	0	11
15:30	2	3	2	3	0	0	0	0	0	0	0	0	0	10
15:45	5	5	2	1	0	0	0	0	0	0	0	0	0	13
16:00	1	4	4	0	0	0	0	0	0	0	0	0	0	9
16:15	0	3	2	0	0	0	0	0	0	0	0	0	0	5
16:30	1	3	1	4	0	0	0	0	0	0	0	0	0	9
16:45	0	4	4	0	0	0	0	0	0	0	0	0	0	8
17:00	1	3	1	2	0	0	0	0	0	0	0	0	0	7
17:15	0	7	8	0	0	0	0	0	0	0	0	0	0	15
17:30	1	3	6	0	1	0	0	0	0	0	0	0	0	11
17:45	0	5	2	1	0	0	0	0	0	0	0	0	0	8
18:00	0	4	5	1	1	0	0	0	0	0	0	0	0	11
18:15	1	2	2	0	0	0	0	0	0	0	0	0	0	5
18:30	0	5	2	0	0	0	0	0	0	0	0	0	0	7
18:45	0	1	4	0	0	0	0	0	0	0	0	0	0	5
19:00	0	2	3	0	0	0	0	0	0	0	0	0	0	5
19:15	0	2	4	1	1	0	0	0	0	0	0	0	0	8
19:30	0	2	2	0	0	0	0	0	0	0	0	0	0	4
19:45	1	1	2	1	0	0	0	0	0	0	0	0	0	5
20:00	2	1	0	0	0	0	0	0	0	0	0	0	0	3
20:15	0	1	1	2	0	0	0	0	0	0	0	0	0	4
20:30	0	1	1	0	0	0	0	0	0	0	0	0	0	2
20:45	0	3	1	0	0	0	0	0	0	0	0	0	0	4
21:00	0	3	1	0	0	0	0	0	0	0	0	0	0	4
21:15	0	2	0	0	0	0	0	0	0	0	0	0	0	2
21:30	0	1	0	2	0	0	0	0	0	0	0	0	0	3
21:45	0	0	1	0	1	0	0	0	0	0	0	0	0	2
22:00	0	1	2	0	0	0	0	0	0	0	0	0	0	3
22:15	0	0	0	0	0	0	0	0	0	0	0	0	0	0
22:30	0	0	0	0	0	0	0	0	0	0	0	0	0	0
22:45	0	2	0	0	0	0	0	0	0	0	0	0	0	2
23:00	0	1	0	0	0	0	0	0	0	0	0	0	0	1
23:15	0	0	0	0	0	0	0	0	0	0	0	0	0	0
23:30	0	2	1	0	0	0	0	0	0	0	0	0	0	3
23:45	1	0	1	0	0	0	0	0	0	0	0	0	0	2
Totals	62	209	163	38	6									478
% of Totals	13%	44%	34%	8%	1%									100%

AM Volumes	26	69	52	12	1	0	0	0	0	0	0	0	0	160
% AM	5%	14%	11%	3%	0%									33%
AM Peak Hour	11:00	10:15	07:45	08:30	06:30									11:15
Volume	10	17	15	4	1									39
PM Volumes	36	140	111	26	5	0	0	0	0	0	0	0	0	318
% PM	8%	29%	23%	5%	1%									67%
PM Peak Hour	15:15	13:15	14:30	15:00	17:15									14:15
Volume	10	24	24	7	2									49

Directional Peak Periods	AM 7-9			NOON 12-2			PM 4-6			Off Peak Volumes		
All Classes	Volume	⟷	%	Volume	⟷	%	Volume	⟷	%	Volume	⟷	%
	51	⟷	11%	71	⟷	15%	72	⟷	15%	284	⟷	59%

Street Name	Direction	Percentiles					
		15th	50th	Average	85th	95th	ADT
S Parish Pl	Summary	15	19	19	24	28	478

Prepared by National Data & Surveying Services

SPEED

S Parish Pl Bet. W Oak St & W Alameda Ave

Day: Wednesday
Date: 1/19/2022

City: Burbank
Project #: CA22_020022_012n

North Bound

Time	< 15	15 - 19	20 - 24	25 - 29	30 - 34	35 - 39	40 - 44	45 - 49	50 - 54	55 - 59	60 - 64	65 - 69	70 +	Total
00:00 AM	0	1	0	0	0	0	0	0	0	0	0	0	0	1
01:00	0	0	0	0	0	0	0	0	0	0	0	0	0	0
02:00	0	0	0	0	0	0	0	0	0	0	0	0	0	0
03:00	0	0	0	0	0	0	0	0	0	0	0	0	0	0
04:00	0	0	0	0	0	0	0	0	0	0	0	0	0	0
05:00	0	0	1	0	0	0	0	0	0	0	0	0	0	1
06:00	0	2	1	0	0	0	0	0	0	0	0	0	0	3
07:00	0	11	2	1	0	0	0	0	0	0	0	0	0	14
08:00	3	5	3	1	0	0	0	0	0	0	0	0	0	12
09:00	2	4	2	1	0	0	0	0	0	0	0	0	0	9
10:00	4	5	2	0	0	0	0	0	0	0	0	0	0	11
11:00	5	4	2	0	0	0	0	0	0	0	0	0	0	11
12:00 PM	4	10	4	1	0	0	0	0	0	0	0	0	0	19
13:00	5	14	2	0	1	0	0	0	0	0	0	0	0	22
14:00	7	5	7	0	0	0	0	0	0	0	0	0	0	19
15:00	4	8	8	2	0	0	0	0	0	0	0	0	0	22
16:00	1	7	4	1	0	0	0	0	0	0	0	0	0	13
17:00	2	7	5	2	1	0	0	0	0	0	0	0	0	17
18:00	1	9	4	1	0	0	0	0	0	0	0	0	0	15
19:00	1	4	3	2	0	0	0	0	0	0	0	0	0	10
20:00	1	4	1	1	0	0	0	0	0	0	0	0	0	7
21:00	0	4	0	1	0	0	0	0	0	0	0	0	0	5
22:00	0	2	0	0	0	0	0	0	0	0	0	0	0	2
23:00	0	2	0	0	0	0	0	0	0	0	0	0	0	2
Totals	40	108	51	14	2									215
% of Totals	19%	50%	24%	7%	1%									100%

AM Volumes	14	32	13	3	0	0	0	0	0	0	0	0	0	62
% AM	7%	15%	6%	1%										29%
AM Peak Hour	11:00	07:00	08:00	07:00										07:00
Volume	5	11	3	1										14
PM Volumes	26	76	38	11	2	0	0	0	0	0	0	0	0	153
% PM	12%	35%	18%	5%	1%									71%
PM Peak Hour	14:00	13:00	15:00	15:00	13:00									13:00
Volume	7	14	8	2	1									22

Directional Peak Periods	AM 7-9			NOON 12-2			PM 4-6			Off Peak Volumes		
All Speeds	Volume	↔	%	Volume	↔	%	Volume	↔	%	Volume	↔	%
	26	↔	12%	41	↔	19%	30	↔	14%	118	↔	55%

Street Name	Direction	Percentiles					
		15th	50th	Average	85th	95th	ADT
S Parish Pl	North Bound	13	18	18	23	27	215
S Parish Pl	South Bound	16	20	20	24	28	263

Prepared by National Data & Surveying Services

SPEED

S Parish Pl Bet. W Oak St & W Alameda Ave

Day: Wednesday
Date: 1/19/2022

City: Burbank
Project #: CA22_020022_012s

South Bound

Time	< 15	15 - 19	20 - 24	25 - 29	30 - 34	35 - 39	40 - 44	45 - 49	50 - 54	55 - 59	60 - 64	65 - 69	70 +	Total
00:00 AM	0	2	0	0	0	0	0	0	0	0	0	0	0	2
01:00	0	0	1	0	0	0	0	0	0	0	0	0	0	1
02:00	0	0	1	0	0	0	0	0	0	0	0	0	0	1
03:00	0	0	0	0	0	0	0	0	0	0	0	0	0	0
04:00	1	1	1	0	0	0	0	0	0	0	0	0	0	3
05:00	0	1	0	1	0	0	0	0	0	0	0	0	0	2
06:00	0	2	2	1	0	0	0	0	0	0	0	0	0	5
07:00	0	3	6	2	1	0	0	0	0	0	0	0	0	12
08:00	2	4	7	0	0	0	0	0	0	0	0	0	0	13
09:00	1	8	9	2	0	0	0	0	0	0	0	0	0	20
10:00	3	9	4	1	0	0	0	0	0	0	0	0	0	17
11:00	5	7	8	2	0	0	0	0	0	0	0	0	0	22
12:00 PM	1	8	9	1	0	0	0	0	0	0	0	0	0	19
13:00	0	8	2	1	0	0	0	0	0	0	0	0	0	11
14:00	1	13	8	2	0	0	0	0	0	0	0	0	0	24
15:00	5	5	10	5	0	0	0	0	0	0	0	0	0	25
16:00	1	7	7	3	0	0	0	0	0	0	0	0	0	18
17:00	0	11	12	1	0	0	0	0	0	0	0	0	0	24
18:00	0	3	9	0	1	0	0	0	0	0	0	0	0	13
19:00	0	3	8	0	1	0	0	0	0	0	0	0	0	12
20:00	1	2	2	1	0	0	0	0	0	0	0	0	0	6
21:00	0	2	2	1	1	0	0	0	0	0	0	0	0	6
22:00	0	1	2	0	0	0	0	0	0	0	0	0	0	3
23:00	1	1	2	0	0	0	0	0	0	0	0	0	0	4
Totals	22	101	112	24	4									263
% of Totals	8%	38%	43%	9%	2%									100%

AM Volumes	12	37	39	9	1	0	0	0	0	0	0	0	0	98
% AM	5%	14%	15%	3%	0%									37%
AM Peak Hour	11:00	10:00	09:00	07:00	07:00									11:00
Volume	5	9	9	2	1									22
PM Volumes	10	64	73	15	3	0	0	0	0	0	0	0	0	165
% PM	4%	24%	28%	6%	1%									63%
PM Peak Hour	15:00	14:00	17:00	15:00	18:00									15:00
Volume	5	13	12	5	1									25

Directional Peak Periods	AM 7-9			NOON 12-2			PM 4-6			Off Peak Volumes		
All Speeds	Volume		%	Volume		%	Volume		%	Volume		%
	25	↔	10%	30	↔	11%	42	↔	16%	166	↔	63%

Street Name	Direction	Percentiles					
		15th	50th	Average	85th	95th	ADT
S Parish Pl	North Bound	13	18	18	23	27	215
S Parish Pl	South Bound	16	20	20	24	28	263

Prepared by National Data & Surveying Services

SPEED

S Parish Pl Bet. W Oak St & W Alameda Ave

Day: Wednesday
Date: 1/19/2022

City: Burbank
Project #: CA22_020022_012

Summary

Time	< 15	15 - 19	20 - 24	25 - 29	30 - 34	35 - 39	40 - 44	45 - 49	50 - 54	55 - 59	60 - 64	65 - 69	70 +	Total
00:00 AM	0	3	0	0	0	0	0	0	0	0	0	0	0	3
01:00	0	0	1	0	0	0	0	0	0	0	0	0	0	1
02:00	0	0	1	0	0	0	0	0	0	0	0	0	0	1
03:00	0	0	0	0	0	0	0	0	0	0	0	0	0	0
04:00	1	1	1	0	0	0	0	0	0	0	0	0	0	3
05:00	0	1	1	1	0	0	0	0	0	0	0	0	0	3
06:00	0	4	3	1	0	0	0	0	0	0	0	0	0	8
07:00	0	14	8	3	1	0	0	0	0	0	0	0	0	26
08:00	5	9	10	1	0	0	0	0	0	0	0	0	0	25
09:00	3	12	11	3	0	0	0	0	0	0	0	0	0	29
10:00	7	14	6	1	0	0	0	0	0	0	0	0	0	28
11:00	10	11	10	2	0	0	0	0	0	0	0	0	0	33
12:00 PM	5	18	13	2	0	0	0	0	0	0	0	0	0	38
13:00	5	22	4	1	1	0	0	0	0	0	0	0	0	33
14:00	8	18	15	2	0	0	0	0	0	0	0	0	0	43
15:00	9	13	18	7	0	0	0	0	0	0	0	0	0	47
16:00	2	14	11	4	0	0	0	0	0	0	0	0	0	31
17:00	2	18	17	3	1	0	0	0	0	0	0	0	0	41
18:00	1	12	13	1	1	0	0	0	0	0	0	0	0	28
19:00	1	7	11	2	1	0	0	0	0	0	0	0	0	22
20:00	2	6	3	2	0	0	0	0	0	0	0	0	0	13
21:00	0	6	2	2	1	0	0	0	0	0	0	0	0	11
22:00	0	3	2	0	0	0	0	0	0	0	0	0	0	5
23:00	1	3	2	0	0	0	0	0	0	0	0	0	0	6
Totals	62	209	163	38	6									478
% of Totals	13%	44%	34%	8%	1%									100%

AM Volumes	26	69	52	12	1	0	0	0	0	0	0	0	0	160
% AM	5%	14%	11%	3%	0%									33%
AM Peak Hour	11:00	07:00	09:00	07:00	07:00									11:00
Volume	10	14	11	3	1									33
PM Volumes	36	140	111	26	5	0	0	0	0	0	0	0	0	318
% PM	8%	29%	23%	5%	1%									67%
PM Peak Hour	15:00	13:00	15:00	15:00	13:00									15:00
Volume	9	22	18	7	1									47

Directional Peak Periods	AM 7-9			NOON 12-2			PM 4-6			Off Peak Volumes		
All Speeds	Volume		%	Volume		%	Volume		%	Volume		%
	51	↔	11%	71	↔	15%	72	↔	15%	284	↔	59%

Street Name	Direction	Percentiles					
		15th	50th	Average	85th	95th	ADT
S Parish Pl	Summary	15	19	19	24	28	478

Prepared by NDS/ATD

Prepared by National Data & Surveying Services

VOLUME

S Parish Pl Bet. W Oak St & W Alameda Ave

Day: Wednesday
Date: 1/19/2022

City: Burbank
Project #: CA22_020022_012

DAILY TOTALS	NB	SB	EB	WB	Total
	215	263	0	0	478

AM Period	NB		SB		EB	WB	TOTAL		PM Period	NB		SB		EB	WB	TOTAL	
00:00	0		0		0	0			12:00	6		9		0	0	15	
00:15	1		0		0	0	1		12:15	3		2		0	0	5	
00:30	0		2		0	0	2		12:30	5		5		0	0	10	
00:45	0	1	0	2	0	0		3	12:45	5	19	3	19	0	0	8	38
01:00	0		0		0	0			13:00	3		2		0	0	5	
01:15	0		0		0	0			13:15	7		3		0	0	10	
01:30	0		1		0	0	1		13:30	8		3		0	0	11	
01:45	0		0	1	0	0		1	13:45	4	22	3	11	0	0	7	33
02:00	0		0		0	0			14:00	2		5		0	0	7	
02:15	0		0		0	0			14:15	5		7		0	0	12	
02:30	0		0		0	0			14:30	6		8		0	0	14	
02:45	0		1	1	0	0	1	1	14:45	6	19	4	24	0	0	10	43
03:00	0		0		0	0			15:00	6		7		0	0	13	
03:15	0		0		0	0			15:15	5		6		0	0	11	
03:30	0		0		0	0			15:30	6		4		0	0	10	
03:45	0		0		0	0			15:45	5	22	8	25	0	0	13	47
04:00	0		0		0	0			16:00	4		5		0	0	9	
04:15	0		0		0	0			16:15	4		1		0	0	5	
04:30	0		1		0	0	1		16:30	2		7		0	0	9	
04:45	0		2	3	0	0	2	3	16:45	3	13	5	18	0	0	8	31
05:00	0		0		0	0			17:00	3		4		0	0	7	
05:15	0		1		0	0	1		17:15	5		10		0	0	15	
05:30	0		1		0	0	1		17:30	5		6		0	0	11	
05:45	1	1	0	2	0	0	1	3	17:45	4	17	4	24	0	0	8	41
06:00	0		0		0	0			18:00	6		5		0	0	11	
06:15	1		1		0	0	2		18:15	3		2		0	0	5	
06:30	0		3		0	0	3		18:30	4		3		0	0	7	
06:45	2	3	1	5	0	0	3	8	18:45	2	15	3	13	0	0	5	28
07:00	2		1		0	0	3		19:00	1		4		0	0	5	
07:15	2		2		0	0	4		19:15	4		4		0	0	8	
07:30	5		1		0	0	6		19:30	3		1		0	0	4	
07:45	5	14	8	12	0	0	13	26	19:45	2	10	3	12	0	0	5	22
08:00	4		4		0	0	8		20:00	2		1		0	0	3	
08:15	3		4		0	0	7		20:15	2		2		0	0	4	
08:30	3		4		0	0	7		20:30	1		1		0	0	2	
08:45	2	12	1	13	0	0	3	25	20:45	2	7	2	6	0	0	4	13
09:00	2		2		0	0	4		21:00	1		3		0	0	4	
09:15	3		8		0	0	11		21:15	2		0		0	0	2	
09:30	2		2		0	0	4		21:30	2		1		0	0	3	
09:45	2	9	8	20	0	0	10	29	21:45	0	5	2	6	0	0	2	11
10:00	3		1		0	0	4		22:00	1		2		0	0	3	
10:15	2		7		0	0	9		22:15	0		0		0	0		
10:30	3		6		0	0	9		22:30	0		0		0	0		
10:45	3	11	3	17	0	0	6	28	22:45	1	2	1	3	0	0	2	5
11:00	3		6		0	0	9		23:00	0		1		0	0	1	
11:15	2		5		0	0	7		23:15	0		0		0	0		
11:30	3		6		0	0	9		23:30	2		1		0	0	3	
11:45	3	11	5	22	0	0	8	33	23:45	0	2	2	4	0	0	2	6
TOTALS		62		98				160	TOTALS		153		165				318
SPLIT %		38.8%		61.3%				33.5%	SPLIT %		48.1%		51.9%				66.5%

DAILY TOTALS	NB	SB	EB	WB	Total
	215	263	0	0	478

AM Peak Hour	07:30	11:15			11:15	PM Peak Hour	12:45	14:15			14:15
AM Pk Volume	17	25			39	PM Pk Volume	23	26			49
Pk Hr Factor	0.850	0.694			0.650	Pk Hr Factor	0.719	0.813			0.875
7 - 9 Volume	26	25	0	0	51	4 - 6 Volume	30	42	0	0	72
7 - 9 Peak Hour	07:30	07:45			07:45	4 - 6 Peak Hour	17:00	16:30			16:45
7 - 9 Pk Volume	17	20	0	0	35	4 - 6 Pk Volume	17	26	0	0	41
Pk Hr Factor	0.850	0.625	0.000	0.000	0.673	Pk Hr Factor	0.850	0.650	0.000	0.000	0.683

Prepared by NDS/ATD

Project #: CA22_020022_012 **City:** Burbank

Location: S Parish Pl Bet. W Oak St & W Alameda Ave **Date:** 1/19/2022

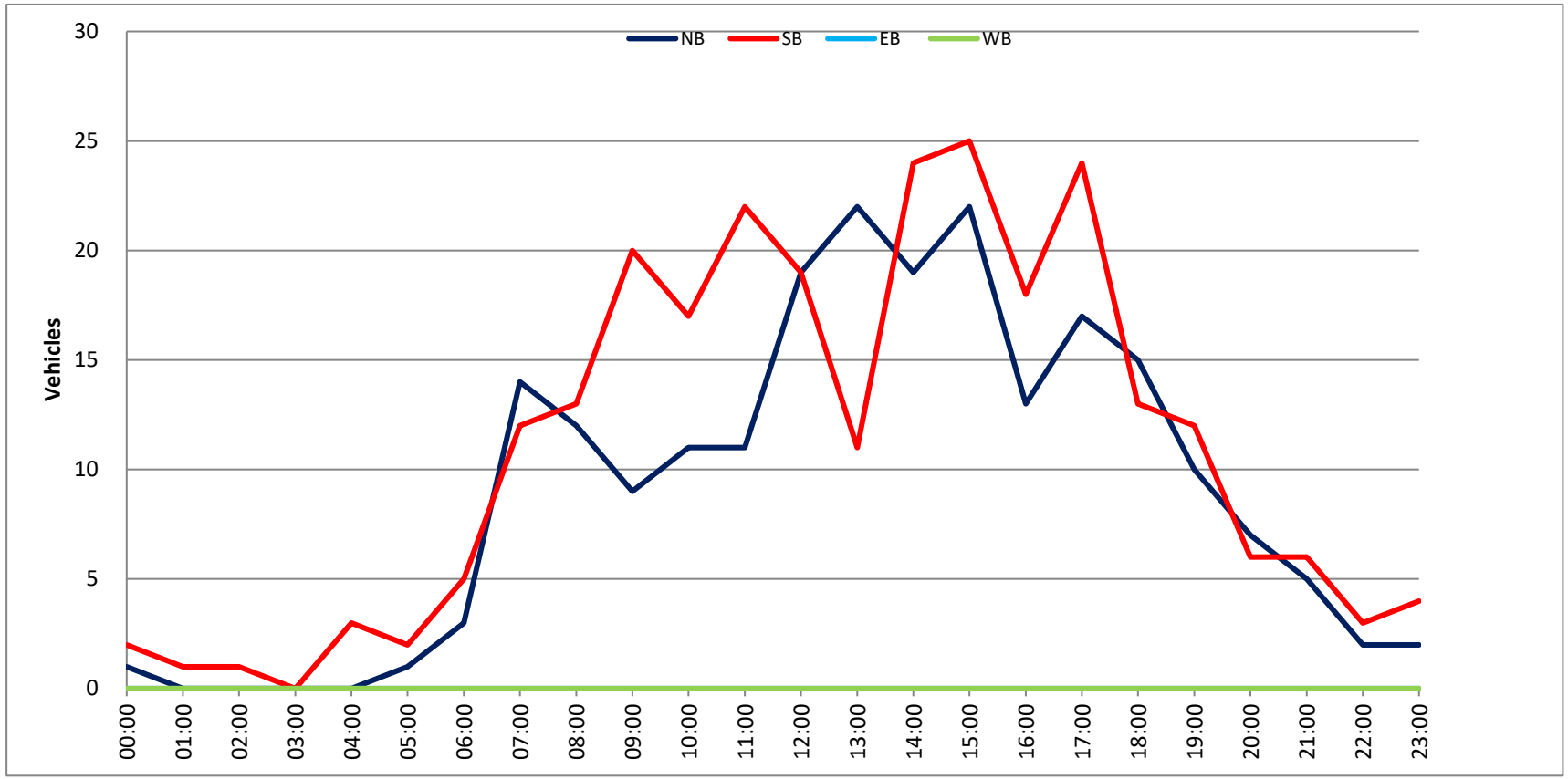

Prepared by National Data & Surveying Services

SPEED

S Parish Pl Bet. W Oak St & W Alameda Ave

Day: Thursday
Date: 1/20/2022

City: Burbank
Project #: CA22_020022_012n

North Bound

Time	< 15	15 - 19	20 - 24	25 - 29	30 - 34	35 - 39	40 - 44	45 - 49	50 - 54	55 - 59	60 - 64	65 - 69	70 +	Total
00:00 AM	0	0	0	0	0	0	0	0	0	0	0	0	0	0
00:15	0	0	0	0	0	0	0	0	0	0	0	0	0	0
00:30	1	0	0	0	0	0	0	0	0	0	0	0	0	1
00:45	0	0	0	0	0	0	0	0	0	0	0	0	0	0
01:00	0	0	0	0	0	0	0	0	0	0	0	0	0	0
01:15	0	0	0	0	0	0	0	0	0	0	0	0	0	0
01:30	0	0	0	0	0	0	0	0	0	0	0	0	0	0
01:45	0	0	0	0	0	0	0	0	0	0	0	0	0	0
02:00	0	0	0	0	0	0	0	0	0	0	0	0	0	0
02:15	0	0	0	0	0	0	0	0	0	0	0	0	0	0
02:30	0	0	0	0	0	0	0	0	0	0	0	0	0	0
02:45	0	0	0	0	0	0	0	0	0	0	0	0	0	0
03:00	0	0	0	0	0	0	0	0	0	0	0	0	0	0
03:15	0	0	0	0	0	0	0	0	0	0	0	0	0	0
03:30	0	0	0	0	0	0	0	0	0	0	0	0	0	0
03:45	0	0	0	0	0	0	0	0	0	0	0	0	0	0
04:00	0	0	0	0	0	0	0	0	0	0	0	0	0	0
04:15	0	0	0	0	0	0	0	0	0	0	0	0	0	0
04:30	0	0	0	0	0	0	0	0	0	0	0	0	0	0
04:45	0	0	0	0	0	0	0	0	0	0	0	0	0	0
05:00	1	0	0	0	0	0	0	0	0	0	0	0	0	1
05:15	0	0	0	0	0	0	0	0	0	0	0	0	0	0
05:30	0	0	0	0	0	0	0	0	0	0	0	0	0	0
05:45	2	0	0	0	0	0	0	0	0	0	0	0	0	2
06:00	0	1	0	0	0	0	0	0	0	0	0	0	0	1
06:15	0	0	0	0	0	0	0	0	0	0	0	0	0	0
06:30	0	1	1	1	0	0	0	0	0	0	0	0	0	3
06:45	0	2	1	0	0	0	0	0	0	0	0	0	0	3
07:00	1	2	1	0	0	0	0	0	0	0	0	0	0	4
07:15	1	1	1	0	0	0	0	0	0	0	0	0	0	3
07:30	0	4	1	0	0	0	0	0	0	0	0	0	0	5
07:45	1	1	2	0	0	0	0	0	0	0	0	0	0	4
08:00	0	1	1	0	0	0	0	0	0	0	0	0	0	2
08:15	2	0	2	0	0	0	0	0	0	0	0	0	0	4
08:30	0	2	2	0	0	0	0	0	0	0	0	0	0	4
08:45	1	0	0	0	0	0	0	0	0	0	0	0	0	1
09:00	1	1	0	1	0	0	0	0	0	0	0	0	0	3
09:15	0	3	0	0	0	0	0	0	0	0	0	0	0	3
09:30	0	3	2	0	0	0	0	0	0	0	0	0	0	5
09:45	2	1	0	0	0	0	0	0	0	0	0	0	0	3
10:00	3	0	0	0	0	0	0	0	0	0	0	0	0	3
10:15	0	2	1	0	0	0	0	0	0	0	0	0	0	3
10:30	1	1	0	0	0	0	0	0	0	0	0	0	0	2
10:45	1	0	4	0	0	0	0	0	0	0	0	0	0	5
11:00	1	4	1	0	0	0	0	0	0	0	0	0	0	6
11:15	3	2	2	0	0	0	0	0	0	0	0	0	0	7
11:30	0	4	0	0	0	0	0	0	0	0	0	0	0	4
11:45	1	2	0	0	0	0	0	0	0	0	0	0	0	3
12:00 PM	1	2	2	2	0	0	0	0	0	0	0	0	0	7
12:15	0	5	0	0	0	0	0	0	0	0	0	0	0	5
12:30	1	1	2	0	0	0	0	0	0	0	0	0	0	4
12:45	1	0	2	0	0	0	0	0	0	0	0	0	0	3
13:00	0	2	1	1	0	0	0	0	0	0	0	0	0	4
13:15	1	1	0	0	0	0	0	0	0	0	0	0	0	2
13:30	1	1	0	0	0	0	0	0	0	0	0	0	0	2
13:45	1	1	3	0	0	0	0	0	0	0	0	0	0	5
14:00	2	2	0	0	0	0	0	0	0	0	0	0	0	4
14:15	1	2	0	1	0	0	0	0	0	0	0	0	0	4
14:30	1	2	0	0	0	0	0	0	0	0	0	0	0	3
14:45	0	3	3	0	0	0	0	0	0	0	0	0	0	6
15:00	0	3	1	0	0	0	0	0	0	0	0	0	0	4
15:15	0	0	2	0	0	0	0	0	0	0	0	0	0	2
15:30	0	0	0	0	0	0	0	0	0	0	0	0	0	0
15:45	1	1	3	0	0	0	0	0	0	0	0	0	0	5
16:00	0	3	3	0	0	0	0	0	0	0	0	0	0	6
16:15	0	4	1	0	0	0	0	0	0	0	0	0	0	5
16:30	1	1	2	0	0	0	0	0	0	0	0	0	0	4
16:45	1	2	1	0	0	0	0	0	0	0	0	0	0	4
17:00	0	3	1	1	0	0	0	0	0	0	0	0	0	5
17:15	0	2	0	1	0	0	0	0	0	0	0	0	0	3
17:30	0	1	3	1	1	0	0	0	0	0	0	0	0	6
17:45	1	4	1	1	0	0	0	0	0	0	0	0	0	7
18:00	0	2	0	0	0	0	0	0	0	0	0	0	0	2
18:15	0	4	1	0	0	0	0	0	0	0	0	0	0	5
18:30	1	2	0	0	0	0	0	0	0	0	0	0	0	3
18:45	0	0	2	0	0	0	0	0	0	0	0	0	0	2
19:00	1	1	1	1	0	0	0	0	0	0	0	0	0	4
19:15	0	1	0	0	0	0	0	0	0	0	0	0	0	1
19:30	0	0	1	0	0	0	0	0	0	0	0	0	0	1
19:45	0	2	1	0	0	0	0	0	0	0	0	0	0	3
20:00	0	0	1	0	0	0	0	0	0	0	0	0	0	1
20:15	0	1	1	0	0	0	0	0	0	0	0	0	0	2
20:30	0	0	0	0	0	0	0	0	0	0	0	0	0	0
20:45	0	1	0	0	0	0	0	0	0	0	0	0	0	1
21:00	1	0	0	0	0	0	0	0	0	0	0	0	0	1
21:15	1	0	0	0	0	0	0	0	0	0	0	0	0	1
21:30	0	1	0	0	0	0	0	0	0	0	0	0	0	1
21:45	0	0	1	0	0	0	0	0	0	0	0	0	0	1
22:00	0	2	0	0	0	0	0	0	0	0	0	0	0	2
22:15	1	0	0	0	0	0	0	0	0	0	0	0	0	1
22:30	0	0	1	0	0	0	0	0	0	0	0	0	0	1
22:45	0	1	1	0	0	0	0	0	0	0	0	0	0	2
23:00	0	0	0	0	0	0	0	0	0	0	0	0	0	0
23:15	0	0	0	0	0	0	0	0	0	0	0	0	0	0
23:30	0	0	0	0	0	0	0	0	0	0	0	0	0	0
23:45	0	0	0	0	0	0	0	0	0	0	0	0	0	0
Totals	42	102	64	11	1									220
% of Totals	19%	46%	29%	5%	0%									100%

AM Volumes	23	38	22	2	0	0	0	0	0	0	0	0	0	85
% AM	10%	17%	10%	1%										39%
AM Peak Hour	09:45	11:30	07:45	11:15										10:45
Volume	6	13	7	2										22
PM Volumes	19	64	42	9	1	0	0	0	0	0	0	0	0	135
% PM	9%	29%	19%	4%	0%									61%
PM Peak Hour	13:15	17:45	15:45	17:00	16:45									17:00
Volume	5	12	9	4	1									21

Directional Peak Periods	AM 7-9			NOON 12-2			PM 4-6			Off Peak Volumes		
All Classes	Volume	⟷	%	Volume	⟷	%	Volume	⟷	%	Volume	⟷	%
	27		12%	32		15%	40		18%	121		55%

Street Name	Direction	Percentiles					
		15th	50th	Average	85th	95th	ADT
S Parish Pl	North Bound	13	18	18	23	25	220
S Parish Pl	South Bound	16	21	20	24	28	244

Prepared by National Data & Surveying Services

SPEED

S Parish Pl Bet. W Oak St & W Alameda Ave

Day: Thursday
Date: 1/20/2022

City: Burbank
Project #: CA22_020022_012s

South Bound

Time	< 15	15 - 19	20 - 24	25 - 29	30 - 34	35 - 39	40 - 44	45 - 49	50 - 54	55 - 59	60 - 64	65 - 69	70 +	Total
00:00 AM	0	0	0	0	0	0	0	0	0	0	0	0	0	0
00:15	0	0	0	0	0	0	0	0	0	0	0	0	0	0
00:30	1	0	0	0	0	0	0	0	0	0	0	0	0	1
00:45	0	0	0	0	0	0	0	0	0	0	0	0	0	0
01:00	0	0	0	0	0	0	0	0	0	0	0	0	0	0
01:15	0	0	0	0	0	0	0	0	0	0	0	0	0	0
01:30	0	0	0	0	0	0	0	0	0	0	0	0	0	0
01:45	0	0	0	0	0	0	0	0	0	0	0	0	0	0
02:00	0	0	0	0	0	0	0	0	0	0	0	0	0	0
02:15	0	0	0	0	0	0	0	0	0	0	0	0	0	0
02:30	0	0	0	0	0	0	0	0	0	0	0	0	0	0
02:45	0	0	0	0	0	0	0	0	0	0	0	0	0	0
03:00	0	0	0	0	0	0	0	0	0	0	0	0	0	0
03:15	0	0	0	0	0	0	0	0	0	0	0	0	0	0
03:30	0	0	0	0	0	0	0	0	0	0	0	0	0	0
03:45	0	0	0	0	0	0	0	0	0	0	0	0	0	0
04:00	0	0	0	0	0	0	0	0	0	0	0	0	0	0
04:15	0	0	0	0	0	0	0	0	0	0	0	0	0	0
04:30	0	0	0	0	0	0	0	0	0	0	0	0	0	0
04:45	0	0	0	0	0	0	0	0	0	0	0	0	0	0
05:00	0	0	0	0	0	0	0	0	0	0	0	0	0	0
05:15	0	0	0	0	0	0	0	0	0	0	0	0	0	0
05:30	0	0	0	0	0	0	0	0	0	0	0	0	0	0
05:45	0	2	2	0	0	0	0	0	0	0	0	0	0	4
06:00	0	0	0	0	0	0	0	0	0	0	0	0	0	0
06:15	0	1	0	0	0	0	0	0	0	0	0	0	0	1
06:30	0	0	1	0	0	0	0	0	0	0	0	0	0	1
06:45	0	0	0	0	0	0	0	0	0	0	0	0	0	0
07:00	0	0	2	0	0	0	0	0	0	0	0	0	0	2
07:15	0	0	2	1	0	0	0	0	0	0	0	0	0	3
07:30	0	1	2	0	0	0	0	0	0	0	0	0	0	3
07:45	0	0	6	0	0	0	0	0	0	0	0	0	0	6
08:00	1	4	0	2	0	0	0	0	0	0	0	0	0	7
08:15	0	1	2	0	0	0	0	0	0	0	0	0	0	3
08:30	0	0	1	0	0	0	0	0	0	0	0	0	0	1
08:45	1	2	1	1	0	0	0	0	0	0	0	0	0	5
09:00	0	2	0	0	0	0	0	0	0	0	0	0	0	2
09:15	1	0	1	0	0	0	0	0	0	0	0	0	0	2
09:30	1	5	1	0	0	0	0	0	0	0	0	0	0	7
09:45	1	0	2	1	1	0	0	0	0	0	0	0	0	5
10:00	0	3	1	0	0	0	0	0	0	0	0	0	0	4
10:15	1	1	5	0	0	0	0	0	0	0	0	0	0	7
10:30	1	0	1	1	0	0	0	0	0	0	0	0	0	3
10:45	1	2	1	0	0	0	0	0	0	0	0	0	0	4
11:00	3	2	1	0	0	0	0	0	0	0	0	0	0	6
11:15	1	2	2	0	0	0	0	0	0	0	0	0	0	5
11:30	1	1	0	0	0	0	0	0	0	0	0	0	0	2
11:45	1	1	0	1	0	0	0	0	0	0	0	0	0	3
12:00 PM	0	4	3	0	0	0	0	0	0	0	0	0	0	7
12:15	0	0	2	1	0	0	0	0	0	0	0	0	0	3
12:30	0	6	1	0	0	0	0	0	0	0	0	0	0	7
12:45	1	1	2	0	0	0	0	0	0	0	0	0	0	4
13:00	0	1	2	1	0	0	0	0	0	0	0	0	0	4
13:15	0	2	4	1	0	0	0	0	0	0	0	0	0	7
13:30	1	0	1	0	0	0	0	0	0	0	0	0	0	2
13:45	2	0	1	0	1	0	0	0	0	0	0	0	0	4
14:00	0	1	1	2	0	0	0	0	0	0	0	0	0	4
14:15	0	4	3	1	0	0	0	0	0	0	0	0	0	8
14:30	3	0	3	0	0	0	0	0	0	0	0	0	0	6
14:45	0	0	2	1	1	0	0	0	0	0	0	0	0	4
15:00	0	3	1	0	0	0	0	0	0	0	0	0	0	4
15:15	1	1	1	1	0	0	0	0	0	0	0	0	0	4
15:30	1	1	3	0	0	0	0	0	0	0	0	0	0	5
15:45	0	2	0	0	0	0	0	0	0	0	0	0	0	2
16:00	0	0	2	0	0	0	0	0	0	0	0	0	0	2
16:15	0	1	7	0	0	0	0	0	0	0	0	0	0	8
16:30	0	0	4	0	2	0	0	0	0	0	0	0	0	6
16:45	0	2	0	0	0	0	0	0	0	0	0	0	0	2
17:00	0	3	5	0	0	0	0	0	0	0	0	0	0	8
17:15	0	1	3	0	0	0	0	0	0	0	0	0	0	4
17:30	0	2	6	1	0	0	0	0	0	0	0	0	0	9
17:45	0	2	1	0	0	0	0	0	0	0	0	0	0	3
18:00	0	1	3	0	0	0	0	0	0	0	0	0	0	4
18:15	0	1	2	1	0	0	0	0	0	0	0	0	0	4
18:30	0	1	2	0	0	0	0	0	0	0	0	0	0	3
18:45	1	1	2	0	0	0	0	0	0	0	0	0	0	4
19:00	0	2	1	0	0	0	0	0	0	0	0	0	0	3
19:15	0	1	1	0	0	0	0	0	0	0	0	0	0	2
19:30	0	0	1	0	1	0	0	0	0	0	0	0	0	2
19:45	0	1	0	0	0	0	0	0	0	0	0	0	0	1
20:00	0	0	3	0	0	0	0	0	0	0	0	0	0	3
20:15	0	0	0	0	0	0	0	0	0	0	0	0	0	0
20:30	0	1	0	0	0	0	0	0	0	0	0	0	0	1
20:45	0	0	0	0	0	0	0	0	0	0	0	0	0	0
21:00	0	1	0	1	0	0	0	0	0	0	0	0	0	2
21:15	0	1	0	0	0	0	0	0	0	0	0	0	0	1
21:30	0	1	2	0	0	0	0	0	0	0	0	0	0	3
21:45	0	1	0	0	0	0	0	0	0	0	0	0	0	1
22:00	0	0	1	0	0	0	0	0	0	0	0	0	0	1
22:15	0	2	0	0	0	0	0	0	0	0	0	0	0	2
22:30	0	0	0	0	0	0	0	0	0	0	0	0	0	0
22:45	0	0	0	0	0	0	0	0	0	0	0	0	0	0
23:00	0	0	0	0	0	0	0	0	0	0	0	0	0	0
23:15	0	1	0	0	0	0	0	0	0	0	0	0	0	1
23:30	0	0	0	0	0	0	0	0	0	0	0	0	0	0
23:45	0	0	1	1	0	0	0	0	0	0	0	0	0	2
Totals	25	83	111	19	6									244
% of Totals	10%	34%	45%	8%	2%									100%
AM Volumes	15	30	34	7	1	0	0	0	0	0	0	0	0	87
% AM	6%	12%	14%	3%	0%									36%
AM Peak Hour	10:15	11:45	07:00	07:15	09:00									09:30
Volume	6	11	12	3	1									23
PM Volumes	10	53	77	12	5	0	0	0	0	0	0	0	0	157
% PM	4%	22%	32%	5%	2%									64%
PM Peak Hour	13:45	12:00	16:15	14:00	15:45									16:15
Volume	5	11	16	4	2									24

Directional Peak Periods	AM 7-9			NOON 12-2			PM 4-6			Off Peak Volumes		
All Classes	Volume	⟷	%	Volume	⟷	%	Volume	⟷	%	Volume	⟷	%
	30		12%	38		16%	42		17%	134		55%

Street Name	Direction	Percentiles					
		15th	50th	Average	85th	95th	ADT
S Parish Pl	North Bound	13	18	18	23	25	220
S Parish Pl	South Bound	16	21	20	24	28	244

Prepared by National Data & Surveying Services

SPEED

S Parish Pl Bet. W Oak St & W Alameda Ave

Day: Thursday
Date: 1/20/2022

City: Burbank
Project #: CA22_020022_012

Summary

Time	< 15	15 - 19	20 - 24	25 - 29	30 - 34	35 - 39	40 - 44	45 - 49	50 - 54	55 - 59	60 - 64	65 - 69	70 +	Total
00:00 AM	0	0	0	0	0	0	0	0	0	0	0	0	0	0
00:15	0	0	0	0	0	0	0	0	0	0	0	0	0	0
00:30	2	0	0	0	0	0	0	0	0	0	0	0	0	2
00:45	0	0	0	0	0	0	0	0	0	0	0	0	0	0
01:00	0	0	0	0	0	0	0	0	0	0	0	0	0	0
01:15	0	0	0	0	0	0	0	0	0	0	0	0	0	0
01:30	0	0	0	0	0	0	0	0	0	0	0	0	0	0
01:45	0	0	0	0	0	0	0	0	0	0	0	0	0	0
02:00	0	0	0	0	0	0	0	0	0	0	0	0	0	0
02:15	0	0	0	0	0	0	0	0	0	0	0	0	0	0
02:30	0	0	0	0	0	0	0	0	0	0	0	0	0	0
02:45	0	0	0	0	0	0	0	0	0	0	0	0	0	0
03:00	0	0	0	0	0	0	0	0	0	0	0	0	0	0
03:15	0	0	0	0	0	0	0	0	0	0	0	0	0	0
03:30	0	0	0	0	0	0	0	0	0	0	0	0	0	0
03:45	0	0	0	0	0	0	0	0	0	0	0	0	0	0
04:00	0	0	0	0	0	0	0	0	0	0	0	0	0	0
04:15	0	0	0	0	0	0	0	0	0	0	0	0	0	0
04:30	0	0	0	0	0	0	0	0	0	0	0	0	0	0
04:45	0	0	0	0	0	0	0	0	0	0	0	0	0	0
05:00	1	0	0	0	0	0	0	0	0	0	0	0	0	1
05:15	0	0	0	0	0	0	0	0	0	0	0	0	0	0
05:30	0	0	0	0	0	0	0	0	0	0	0	0	0	0
05:45	2	2	2	0	0	0	0	0	0	0	0	0	0	6
06:00	0	1	0	0	0	0	0	0	0	0	0	0	0	1
06:15	0	1	0	0	0	0	0	0	0	0	0	0	0	1
06:30	0	1	2	1	0	0	0	0	0	0	0	0	0	4
06:45	0	2	1	0	0	0	0	0	0	0	0	0	0	3
07:00	1	2	3	0	0	0	0	0	0	0	0	0	0	6
07:15	1	1	3	1	0	0	0	0	0	0	0	0	0	6
07:30	0	5	3	0	0	0	0	0	0	0	0	0	0	8
07:45	1	1	8	0	0	0	0	0	0	0	0	0	0	10
08:00	1	5	1	2	0	0	0	0	0	0	0	0	0	9
08:15	2	1	4	0	0	0	0	0	0	0	0	0	0	7
08:30	0	2	3	0	0	0	0	0	0	0	0	0	0	5
08:45	2	2	1	1	0	0	0	0	0	0	0	0	0	6
09:00	1	3	0	1	0	0	0	0	0	0	0	0	0	5
09:15	1	3	1	0	0	0	0	0	0	0	0	0	0	5
09:30	1	8	3	0	0	0	0	0	0	0	0	0	0	12
09:45	3	1	2	1	1	0	0	0	0	0	0	0	0	8
10:00	3	3	1	0	0	0	0	0	0	0	0	0	0	7
10:15	1	3	6	0	0	0	0	0	0	0	0	0	0	10
10:30	2	1	1	1	0	0	0	0	0	0	0	0	0	5
10:45	2	2	5	0	0	0	0	0	0	0	0	0	0	9
11:00	4	6	2	0	0	0	0	0	0	0	0	0	0	12
11:15	4	4	4	0	0	0	0	0	0	0	0	0	0	12
11:30	1	5	0	0	0	0	0	0	0	0	0	0	0	6
11:45	2	3	0	1	0	0	0	0	0	0	0	0	0	6
12:00 PM	1	6	5	2	0	0	0	0	0	0	0	0	0	14
12:15	0	5	2	1	0	0	0	0	0	0	0	0	0	8
12:30	1	7	3	0	0	0	0	0	0	0	0	0	0	11
12:45	2	1	4	0	0	0	0	0	0	0	0	0	0	7
13:00	0	3	3	2	0	0	0	0	0	0	0	0	0	8
13:15	1	3	4	1	0	0	0	0	0	0	0	0	0	9
13:30	2	1	1	0	0	0	0	0	0	0	0	0	0	4
13:45	3	1	4	0	1	0	0	0	0	0	0	0	0	9
14:00	2	3	1	2	0	0	0	0	0	0	0	0	0	8
14:15	1	6	3	2	0	0	0	0	0	0	0	0	0	12
14:30	4	2	3	0	0	0	0	0	0	0	0	0	0	9
14:45	0	3	5	1	1	0	0	0	0	0	0	0	0	10
15:00	0	6	2	0	0	0	0	0	0	0	0	0	0	8
15:15	1	1	3	1	0	0	0	0	0	0	0	0	0	6
15:30	1	1	3	0	0	0	0	0	0	0	0	0	0	5
15:45	1	3	3	0	0	0	0	0	0	0	0	0	0	7
16:00	0	3	5	0	0	0	0	0	0	0	0	0	0	8
16:15	0	5	8	0	0	0	0	0	0	0	0	0	0	13
16:30	1	1	6	0	2	0	0	0	0	0	0	0	0	10
16:45	1	4	1	0	0	0	0	0	0	0	0	0	0	6
17:00	0	6	6	1	0	0	0	0	0	0	0	0	0	13
17:15	0	3	3	1	0	0	0	0	0	0	0	0	0	7
17:30	0	3	9	2	1	0	0	0	0	0	0	0	0	15
17:45	1	6	2	1	0	0	0	0	0	0	0	0	0	10
18:00	0	3	3	0	0	0	0	0	0	0	0	0	0	6
18:15	0	5	3	1	0	0	0	0	0	0	0	0	0	9
18:30	1	3	2	0	0	0	0	0	0	0	0	0	0	6
18:45	1	1	4	0	0	0	0	0	0	0	0	0	0	6
19:00	1	3	2	1	0	0	0	0	0	0	0	0	0	7
19:15	0	2	1	0	0	0	0	0	0	0	0	0	0	3
19:30	0	0	2	0	1	0	0	0	0	0	0	0	0	3
19:45	0	3	1	0	0	0	0	0	0	0	0	0	0	4
20:00	0	0	4	0	0	0	0	0	0	0	0	0	0	4
20:15	0	1	1	0	0	0	0	0	0	0	0	0	0	2
20:30	0	1	0	0	0	0	0	0	0	0	0	0	0	1
20:45	0	1	0	0	0	0	0	0	0	0	0	0	0	1
21:00	1	1	0	1	0	0	0	0	0	0	0	0	0	3
21:15	1	1	0	0	0	0	0	0	0	0	0	0	0	2
21:30	0	2	2	0	0	0	0	0	0	0	0	0	0	4
21:45	0	1	1	0	0	0	0	0	0	0	0	0	0	2
22:00	0	2	1	0	0	0	0	0	0	0	0	0	0	3
22:15	1	2	0	0	0	0	0	0	0	0	0	0	0	3
22:30	0	0	1	0	0	0	0	0	0	0	0	0	0	1
22:45	0	1	1	0	0	0	0	0	0	0	0	0	0	2
23:00	0	0	0	0	0	0	0	0	0	0	0	0	0	0
23:15	0	1	0	0	0	0	0	0	0	0	0	0	0	1
23:30	0	0	0	0	0	0	0	0	0	0	0	0	0	0
23:45	0	0	1	1	0	0	0	0	0	0	0	0	0	2
Totals	67	185	175	30	7									464
% of Totals	14%	40%	38%	6%	2%									100%

AM Volumes	38	68	56	9	1	0	0	0	0	0	0	0	0	172
% AM	8%	15%	12%	2%	0%									37%
AM Peak Hour	10:30	11:45	07:00	11:30	09:00									10:45
Volume	12	21	17	4	1									39
PM Volumes	29	117	119	21	6	0	0	0	0	0	0	0	0	292
% PM	6%	25%	26%	5%	1%									63%
PM Peak Hour	13:45	12:00	15:45	14:00	15:45									17:00
Volume	10	19	22	5	2									45

Directional Peak Periods	AM 7-9			NOON 12-2			PM 4-6			Off Peak Volumes		
All Classes	Volume	⟷	%	Volume	⟷	%	Volume	⟷	%	Volume	⟷	%
	57		12%	70		15%	82		18%	255		55%

Street Name	Direction	Percentiles					
		15th	50th	Average	85th	95th	ADT
S Parish Pl	Summary	15	19	19	24	27	464

Prepared by National Data & Surveying Services

SPEED

S Parish Pl Bet. W Oak St & W Alameda Ave

Day: Thursday
Date: 1/20/2022

City: Burbank
Project #: CA22_020022_012n

North Bound

Time	< 15	15 - 19	20 - 24	25 - 29	30 - 34	35 - 39	40 - 44	45 - 49	50 - 54	55 - 59	60 - 64	65 - 69	70 +	Total
00:00 AM	1	0	0	0	0	0	0	0	0	0	0	0	0	1
01:00	0	0	0	0	0	0	0	0	0	0	0	0	0	0
02:00	0	0	0	0	0	0	0	0	0	0	0	0	0	0
03:00	0	0	0	0	0	0	0	0	0	0	0	0	0	0
04:00	0	0	0	0	0	0	0	0	0	0	0	0	0	0
05:00	3	0	0	0	0	0	0	0	0	0	0	0	0	3
06:00	0	4	2	1	0	0	0	0	0	0	0	0	0	7
07:00	3	8	5	0	0	0	0	0	0	0	0	0	0	16
08:00	3	3	5	0	0	0	0	0	0	0	0	0	0	11
09:00	3	8	2	1	0	0	0	0	0	0	0	0	0	14
10:00	5	3	5	0	0	0	0	0	0	0	0	0	0	13
11:00	5	12	3	0	0	0	0	0	0	0	0	0	0	20
12:00 PM	3	8	6	2	0	0	0	0	0	0	0	0	0	19
13:00	3	5	4	1	0	0	0	0	0	0	0	0	0	13
14:00	4	9	3	1	0	0	0	0	0	0	0	0	0	17
15:00	1	4	6	0	0	0	0	0	0	0	0	0	0	11
16:00	2	10	7	0	0	0	0	0	0	0	0	0	0	19
17:00	1	10	5	4	1	0	0	0	0	0	0	0	0	21
18:00	1	8	3	0	0	0	0	0	0	0	0	0	0	12
19:00	1	4	3	1	0	0	0	0	0	0	0	0	0	9
20:00	0	2	2	0	0	0	0	0	0	0	0	0	0	4
21:00	2	1	1	0	0	0	0	0	0	0	0	0	0	4
22:00	1	3	2	0	0	0	0	0	0	0	0	0	0	6
23:00	0	0	0	0	0	0	0	0	0	0	0	0	0	0
Totals	42	102	64	11	1									220
% of Totals	19%	46%	29%	5%	0%									100%

AM Volumes	23	38	22	2	0	0	0	0	0	0	0	0	0	85
% AM	10%	17%	10%	1%										39%
AM Peak Hour	10:00	11:00	07:00	06:00										11:00
Volume	5	12	5	1										20
PM Volumes	19	64	42	9	1	0	0	0	0	0	0	0	0	135
% PM	9%	29%	19%	4%	0%									61%
PM Peak Hour	14:00	16:00	16:00	17:00	17:00									17:00
Volume	4	10	7	4	1									21

Directional Peak Periods	AM 7-9			NOON 12-2			PM 4-6			Off Peak Volumes		
All Speeds	Volume	↔	%	Volume	↔	%	Volume	↔	%	Volume	↔	%
	27	↔	12%	32	↔	15%	40	↔	18%	121	↔	55%

Street Name	Direction	Percentiles					
		15th	50th	Average	85th	95th	ADT
S Parish Pl	North Bound	13	18	18	23	25	220
S Parish Pl	South Bound	16	21	20	24	28	244

Prepared by National Data & Surveying Services

SPEED

S Parish Pl Bet. W Oak St & W Alameda Ave

Day: Thursday
Date: 1/20/2022

City: Burbank
Project #: CA22_020022_012s

South Bound

Time	< 15	15 - 19	20 - 24	25 - 29	30 - 34	35 - 39	40 - 44	45 - 49	50 - 54	55 - 59	60 - 64	65 - 69	70 +	Total
00:00 AM	1	0	0	0	0	0	0	0	0	0	0	0	0	1
01:00	0	0	0	0	0	0	0	0	0	0	0	0	0	0
02:00	0	0	0	0	0	0	0	0	0	0	0	0	0	0
03:00	0	0	0	0	0	0	0	0	0	0	0	0	0	0
04:00	0	0	0	0	0	0	0	0	0	0	0	0	0	0
05:00	0	2	2	0	0	0	0	0	0	0	0	0	0	4
06:00	0	1	1	0	0	0	0	0	0	0	0	0	0	2
07:00	0	1	12	1	0	0	0	0	0	0	0	0	0	14
08:00	2	7	4	3	0	0	0	0	0	0	0	0	0	16
09:00	3	7	4	1	1	0	0	0	0	0	0	0	0	16
10:00	3	6	8	1	0	0	0	0	0	0	0	0	0	18
11:00	6	6	3	1	0	0	0	0	0	0	0	0	0	16
12:00 PM	1	11	8	1	0	0	0	0	0	0	0	0	0	21
13:00	3	3	8	2	1	0	0	0	0	0	0	0	0	17
14:00	3	5	9	4	1	0	0	0	0	0	0	0	0	22
15:00	2	7	5	1	0	0	0	0	0	0	0	0	0	15
16:00	0	3	13	0	2	0	0	0	0	0	0	0	0	18
17:00	0	8	15	1	0	0	0	0	0	0	0	0	0	24
18:00	1	4	9	1	0	0	0	0	0	0	0	0	0	15
19:00	0	4	3	0	1	0	0	0	0	0	0	0	0	8
20:00	0	1	3	0	0	0	0	0	0	0	0	0	0	4
21:00	0	4	2	1	0	0	0	0	0	0	0	0	0	7
22:00	0	2	1	0	0	0	0	0	0	0	0	0	0	3
23:00	0	1	1	1	0	0	0	0	0	0	0	0	0	3
Totals	25	83	111	19	6									244
% of Totals	10%	34%	45%	8%	2%									100%

AM Volumes	15	30	34	7	1	0	0	0	0	0	0	0	0	87
% AM	6%	12%	14%	3%	0%									36%
AM Peak Hour	11:00	08:00	07:00	08:00	09:00									10:00
Volume	6	7	12	3	1									18
PM Volumes	10	53	77	12	5	0	0	0	0	0	0	0	0	157
% PM	4%	22%	32%	5%	2%									64%
PM Peak Hour	13:00	12:00	17:00	14:00	16:00									17:00
Volume	3	11	15	4	2									24

Directional Peak Periods	AM 7-9			NOON 12-2			PM 4-6			Off Peak Volumes		
All Speeds	Volume		%	Volume		%	Volume		%	Volume		%
	30	↔	12%	38	↔	16%	42	↔	17%	134	↔	55%

Street Name	Direction	Percentiles					
		15th	50th	Average	85th	95th	ADT
S Parish Pl	North Bound	13	18	18	23	25	220
S Parish Pl	South Bound	16	21	20	24	28	244

Prepared by National Data & Surveying Services

SPEED

S Parish Pl Bet. W Oak St & W Alameda Ave

Day: Thursday
Date: 1/20/2022

City: Burbank
Project #: CA22_020022_012

Summary

Time	< 15	15 - 19	20 - 24	25 - 29	30 - 34	35 - 39	40 - 44	45 - 49	50 - 54	55 - 59	60 - 64	65 - 69	70 +	Total
00:00 AM	2	0	0	0	0	0	0	0	0	0	0	0	0	2
01:00	0	0	0	0	0	0	0	0	0	0	0	0	0	0
02:00	0	0	0	0	0	0	0	0	0	0	0	0	0	0
03:00	0	0	0	0	0	0	0	0	0	0	0	0	0	0
04:00	0	0	0	0	0	0	0	0	0	0	0	0	0	0
05:00	3	2	2	0	0	0	0	0	0	0	0	0	0	7
06:00	0	5	3	1	0	0	0	0	0	0	0	0	0	9
07:00	3	9	17	1	0	0	0	0	0	0	0	0	0	30
08:00	5	10	9	3	0	0	0	0	0	0	0	0	0	27
09:00	6	15	6	2	1	0	0	0	0	0	0	0	0	30
10:00	8	9	13	1	0	0	0	0	0	0	0	0	0	31
11:00	11	18	6	1	0	0	0	0	0	0	0	0	0	36
12:00 PM	4	19	14	3	0	0	0	0	0	0	0	0	0	40
13:00	6	8	12	3	1	0	0	0	0	0	0	0	0	30
14:00	7	14	12	5	1	0	0	0	0	0	0	0	0	39
15:00	3	11	11	1	0	0	0	0	0	0	0	0	0	26
16:00	2	13	20	0	2	0	0	0	0	0	0	0	0	37
17:00	1	18	20	5	1	0	0	0	0	0	0	0	0	45
18:00	2	12	12	1	0	0	0	0	0	0	0	0	0	27
19:00	1	8	6	1	1	0	0	0	0	0	0	0	0	17
20:00	0	3	5	0	0	0	0	0	0	0	0	0	0	8
21:00	2	5	3	1	0	0	0	0	0	0	0	0	0	11
22:00	1	5	3	0	0	0	0	0	0	0	0	0	0	9
23:00	0	1	1	1	0	0	0	0	0	0	0	0	0	3
Totals	67	185	175	30	7									464
% of Totals	14%	40%	38%	6%	2%									100%

AM Volumes	38	68	56	9	1	0	0	0	0	0	0	0	0	172
% AM	8%	15%	12%	2%	0%									37%
AM Peak Hour	11:00	11:00	07:00	08:00	09:00									11:00
Volume	11	18	17	3	1									36
PM Volumes	29	117	119	21	6	0	0	0	0	0	0	0	0	292
% PM	6%	25%	26%	5%	1%									63%
PM Peak Hour	14:00	12:00	16:00	14:00	16:00									17:00
Volume	7	19	20	5	2									45

Directional Peak Periods	AM 7-9			NOON 12-2			PM 4-6			Off Peak Volumes		
All Speeds	Volume		%	Volume		%	Volume		%	Volume		%
	57	↔	12%	70	↔	15%	82	↔	18%	255	↔	55%

Street Name	Direction	Percentiles					
		15th	50th	Average	85th	95th	ADT
S Parish Pl	Summary	15	19	19	24	27	464

Prepared by NDS/ATD

Prepared by National Data & Surveying Services

VOLUME

S Parish Pl Bet. W Oak St & W Alameda Ave

Day: Thursday
Date: 1/20/2022

City: Burbank
Project #: CA22_020022_012

DAILY TOTALS	NB	SB	EB	WB	Total
	220	244	0	0	464

AM Period	NB		SB		EB	WB	TOTAL		PM Period	NB		SB		EB	WB	TOTAL	
00:00	0		0		0	0			12:00	7		7		0	0	14	
00:15	0		0		0	0			12:15	5		3		0	0	8	
00:30	1		1		0	0	2		12:30	4		7		0	0	11	
00:45	0	1	0	1	0	0		2	12:45	3	19	4	21	0	0	7	40
01:00	0		0		0	0			13:00	4		4		0	0	8	
01:15	0		0		0	0			13:15	2		7		0	0	9	
01:30	0		0		0	0			13:30	2		2		0	0	4	
01:45	0		0		0	0			13:45	5	13	4	17	0	0	9	30
02:00	0		0		0	0			14:00	4		4		0	0	8	
02:15	0		0		0	0			14:15	4		8		0	0	12	
02:30	0		0		0	0			14:30	3		6		0	0	9	
02:45	0		0		0	0			14:45	6	17	4	22	0	0	10	39
03:00	0		0		0	0			15:00	4		4		0	0	8	
03:15	0		0		0	0			15:15	2		4		0	0	6	
03:30	0		0		0	0			15:30	0		5		0	0	5	
03:45	0		0		0	0			15:45	5	11	2	15	0	0	7	26
04:00	0		0		0	0			16:00	6		2		0	0	8	
04:15	0		0		0	0			16:15	5		8		0	0	13	
04:30	0		0		0	0			16:30	4		6		0	0	10	
04:45	0		0		0	0			16:45	4	19	2	18	0	0	6	37
05:00	1		0		0	0	1		17:00	5		8		0	0	13	
05:15	0		0		0	0			17:15	3		4		0	0	7	
05:30	0		0		0	0			17:30	6		9		0	0	15	
05:45	2	3	4	4	0	0	6	7	17:45	7	21	3	24	0	0	10	45
06:00	1		0		0	0	1		18:00	2		4		0	0	6	
06:15	0		1		0	0	1		18:15	5		4		0	0	9	
06:30	3		1		0	0	4		18:30	3		3		0	0	6	
06:45	3	7	0	2	0	0	3	9	18:45	2	12	4	15	0	0	6	27
07:00	4		2		0	0	6		19:00	4		3		0	0	7	
07:15	3		3		0	0	6		19:15	1		2		0	0	3	
07:30	5		3		0	0	8		19:30	1		2		0	0	3	
07:45	4	16	6	14	0	0	10	30	19:45	3	9	1	8	0	0	4	17
08:00	2		7		0	0	9		20:00	1		3		0	0	4	
08:15	4		3		0	0	7		20:15	2		0		0	0	2	
08:30	4		1		0	0	5		20:30	0		1		0	0	1	
08:45	1	11	5	16	0	0	6	27	20:45	1	4	0	4	0	0	1	8
09:00	3		2		0	0	5		21:00	1		2		0	0	3	
09:15	3		2		0	0	5		21:15	1		1		0	0	2	
09:30	5		7		0	0	12		21:30	1		3		0	0	4	
09:45	3	14	5	16	0	0	8	30	21:45	1	4	1	7	0	0	2	11
10:00	3		4		0	0	7		22:00	2		1		0	0	3	
10:15	3		7		0	0	10		22:15	1		2		0	0	3	
10:30	2		3		0	0	5		22:30	1		0		0	0	1	
10:45	5	13	4	18	0	0	9	31	22:45	2	6	0	3	0	0	2	9
11:00	6		6		0	0	12		23:00	0		0		0	0		
11:15	7		5		0	0	12		23:15	0		1		0	0	1	
11:30	4		2		0	0	6		23:30	0		0		0	0		
11:45	3	20	3	16	0	0	6	36	23:45	0		2	3	0	0	2	3
TOTALS		85		87				172	TOTALS		135		157				292
SPLIT %		49.4%		50.6%				37.1%	SPLIT %		46.2%		53.8%				62.9%

DAILY TOTALS	NB	SB	EB	WB	Total
	220	244	0	0	464

AM Peak Hour	10:45	09:30			10:45	PM Peak Hour	17:00	16:15			17:00
AM Pk Volume	22	23			39	PM Pk Volume	21	24			45
Pk Hr Factor	0.786	0.821			0.813	Pk Hr Factor	0.750	0.750			0.750
7 - 9 Volume	27	30	0	0	57	4 - 6 Volume	40	42	0	0	82
7 - 9 Peak Hour	07:00	07:15			07:30	4 - 6 Peak Hour	17:00	16:15			17:00
7 - 9 Pk Volume	16	19	0	0	34	4 - 6 Pk Volume	21	24	0	0	45
Pk Hr Factor	0.800	0.679	0.000	0.000	0.850	Pk Hr Factor	0.750	0.750	0.000	0.000	0.750

Prepared by NDS/ATD

Project #: CA22_020022_012 **City:** Burbank

Location: S Parish Pl Bet. W Oak St & W Alameda Ave **Date:** 1/20/2022

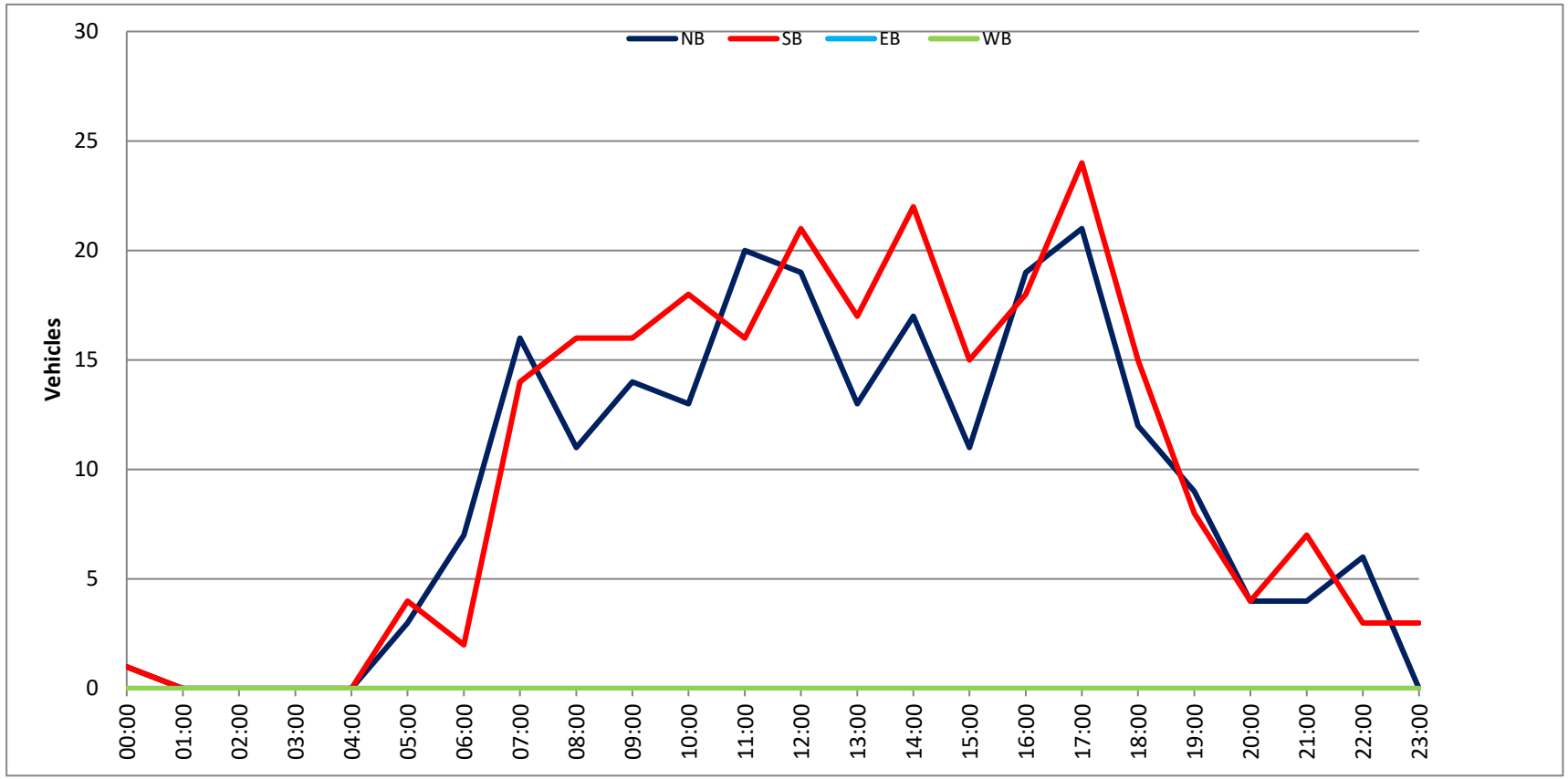

Prepared by National Data & Surveying Services

SPEED

S Parish Pl Bet. W Olive Ave & W Oak St

Day: Tuesday
Date: 1/18/2022

City: Burbank
Project #: CA22_020022_011n

North Bound

Time	< 15	15 - 19	20 - 24	25 - 29	30 - 34	35 - 39	40 - 44	45 - 49	50 - 54	55 - 59	60 - 64	65 - 69	70 +	Total
00:00 AM	0	0	0	0	0	0	0	0	0	0	0	0	0	0
00:15	0	0	0	0	0	0	0	0	0	0	0	0	0	0
00:30	0	0	0	0	0	0	0	0	0	0	0	0	0	0
00:45	0	0	0	0	0	0	0	0	0	0	0	0	0	0
01:00	0	0	0	0	0	0	0	0	0	0	0	0	0	0
01:15	0	0	0	0	0	0	0	0	0	0	0	0	0	0
01:30	0	0	0	0	0	0	0	0	0	0	0	0	0	0
01:45	0	0	0	0	0	0	0	0	0	0	0	0	0	0
02:00	0	0	0	0	0	0	0	0	0	0	0	0	0	0
02:15	0	0	0	0	0	0	0	0	0	0	0	0	0	0
02:30	0	0	0	0	0	0	0	0	0	0	0	0	0	0
02:45	0	0	0	0	0	0	0	0	0	0	0	0	0	0
03:00	0	1	0	0	0	0	0	0	0	0	0	0	0	1
03:15	0	0	0	0	0	0	0	0	0	0	0	0	0	0
03:30	0	0	0	1	0	0	0	0	0	0	0	0	0	1
03:45	0	0	0	0	0	0	0	0	0	0	0	0	0	0
04:00	0	0	0	0	0	0	0	0	0	0	0	0	0	0
04:15	0	0	0	0	0	0	0	0	0	0	0	0	0	0
04:30	0	0	1	0	0	0	0	0	0	0	0	0	0	1
04:45	0	0	0	0	0	0	0	0	0	0	0	0	0	0
05:00	0	0	0	0	1	0	0	0	0	0	0	0	0	1
05:15	0	0	0	0	0	0	0	0	0	0	0	0	0	0
05:30	0	0	0	0	0	0	0	0	0	0	0	0	0	0
05:45	0	0	0	0	0	0	0	0	0	0	0	0	0	0
06:00	0	0	1	0	0	0	0	0	0	0	0	0	0	1
06:15	0	1	0	1	0	0	0	0	0	0	0	0	0	2
06:30	0	0	0	0	0	0	0	0	0	0	0	0	0	0
06:45	0	0	1	1	1	0	0	0	0	0	0	0	0	3
07:00	1	0	0	0	0	0	0	0	0	0	0	0	0	1
07:15	0	1	1	1	0	0	0	0	0	0	0	0	0	3
07:30	1	0	3	4	0	1	0	0	0	0	0	0	0	9
07:45	1	0	8	6	1	0	0	0	0	0	0	0	0	16
08:00	0	1	0	3	2	0	0	0	0	0	0	0	0	6
08:15	0	0	2	3	1	0	0	0	0	0	0	0	0	6
08:30	2	2	0	0	0	1	0	0	0	0	0	0	0	5
08:45	1	0	1	3	0	0	0	0	0	0	0	0	0	5
09:00	1	0	2	1	1	0	0	0	0	0	0	0	0	5
09:15	0	0	0	0	2	0	0	0	0	0	0	0	0	2
09:30	0	1	1	1	1	0	0	0	0	0	0	0	0	4
09:45	0	1	3	2	0	0	0	0	0	0	0	0	0	6
10:00	2	0	1	2	0	0	0	0	0	0	0	0	0	5
10:15	0	0	2	1	1	0	0	0	0	0	0	0	0	4
10:30	0	2	1	2	0	1	0	0	0	0	0	0	0	6
10:45	1	2	1	0	0	1	0	0	0	0	0	0	0	5
11:00	0	2	2	0	1	0	0	0	0	0	0	0	0	5
11:15	0	2	3	2	0	0	0	0	0	0	0	0	0	7
11:30	0	1	0	1	1	0	0	0	0	0	0	0	0	3
11:45	0	1	2	1	1	0	0	0	0	0	0	0	0	5
12:00 PM	0	0	1	3	0	0	0	0	0	0	0	0	0	4
12:15	1	1	3	2	0	0	0	0	0	0	0	0	0	7
12:30	0	1	2	1	1	1	0	0	0	0	0	0	0	6
12:45	0	1	2	0	0	0	0	0	0	0	0	0	0	3
13:00	0	0	1	1	0	0	0	0	0	0	0	0	0	2
13:15	3	0	1	3	0	0	0	0	0	0	0	0	0	7
13:30	1	1	6	3	0	0	0	0	0	0	0	0	0	11
13:45	1	0	3	3	0	0	0	0	0	0	0	0	0	7
14:00	1	1	1	0	0	0	0	0	0	0	0	0	0	3
14:15	1	2	3	6	3	0	0	0	0	0	0	0	0	15
14:30	0	1	6	4	0	0	0	0	0	0	0	0	0	11
14:45	0	0	2	2	2	1	0	0	0	0	0	0	0	7
15:00	0	4	5	2	2	0	0	0	0	0	0	0	0	13
15:15	0	3	3	3	1	0	0	0	0	0	0	0	0	10
15:30	2	2	4	2	0	1	0	0	0	0	0	0	0	11
15:45	2	0	2	1	0	0	0	0	0	0	0	0	0	5
16:00	0	1	2	3	0	0	0	0	0	0	0	0	0	6
16:15	0	0	2	2	1	0	0	0	0	0	0	0	0	5
16:30	0	1	2	0	0	1	0	0	0	0	0	0	0	4
16:45	0	0	0	1	0	0	0	0	0	0	0	0	0	1
17:00	1	1	0	0	0	0	0	0	0	0	0	0	0	2
17:15	0	0	2	1	0	0	0	0	0	0	0	0	0	3
17:30	0	1	2	2	2	1	0	0	0	0	0	0	0	8
17:45	0	0	1	1	0	0	0	0	0	0	0	0	0	2
18:00	0	0	1	1	2	0	0	0	0	0	0	0	0	4
18:15	0	0	2	1	0	0	0	0	0	0	0	0	0	3
18:30	2	1	0	3	2	0	0	0	0	0	0	0	0	8
18:45	0	1	0	0	0	0	0	0	0	0	0	0	0	1
19:00	1	1	1	1	0	0	0	0	0	0	0	0	0	4
19:15	0	1	0	0	0	0	0	0	0	0	0	0	0	1
19:30	0	0	1	0	0	0	0	0	0	0	0	0	0	1
19:45	0	1	0	1	0	0	0	0	0	0	0	0	0	2
20:00	1	0	0	2	0	0	0	0	0	0	0	0	0	3
20:15	0	0	1	1	0	0	0	0	0	0	0	0	0	2
20:30	0	0	1	0	0	0	0	0	0	0	0	0	0	1
20:45	0	1	0	0	0	0	0	0	0	0	0	0	0	1
21:00	0	0	0	1	0	0	0	0	0	0	0	0	0	1
21:15	0	0	2	0	0	0	0	0	0	0	0	0	0	2
21:30	0	0	1	1	0	0	0	0	0	0	0	0	0	2
21:45	0	0	0	0	1	0	0	0	0	0	0	0	0	1
22:00	0	0	0	1	0	0	0	0	0	0	0	0	0	1
22:15	0	0	0	0	1	0	0	0	0	0	0	0	0	1
22:30	0	0	0	0	0	0	0	0	0	0	0	0	0	0
22:45	0	0	0	0	0	0	0	0	0	0	0	0	0	0
23:00	0	0	0	0	0	0	0	0	0	0	0	0	0	0
23:15	0	0	0	0	0	0	0	0	0	0	0	0	0	0
23:30	0	0	0	0	0	0	0	0	0	0	0	0	0	0
23:45	0	0	0	0	0	0	0	0	0	0	0	0	0	0
Totals	27	45	102	95	32	9								310
% of Totals	9%	15%	33%	31%	10%	3%								100%

AM Volumes	10	18	36	36	14	4	0	0	0	0	0	0	0	118
% AM	3%	6%	12%	12%	5%	1%								38%
AM Peak Hour	08:15	10:30	07:30	07:30	07:30	10:00								07:30
Volume	4	8	13	16	4	2								37
PM Volumes	17	27	66	59	18	5	0	0	0	0	0	0	0	192
% PM	5%	9%	21%	19%	6%	2%								62%
PM Peak Hour	13:15	14:45	14:15	14:15	14:15	14:45								14:15
Volume	6	9	16	14	7	2								46

Directional Peak Periods	AM 7-9			NOON 12-2			PM 4-6			Off Peak Volumes		
All Classes	Volume	⟷	%	Volume	⟷	%	Volume	⟷	%	Volume	⟷	%
	51		16%	47		15%	31		10%	181		58%

Street Name	Direction	Percentiles					
		15th	50th	Average	85th	95th	ADT
S Parish Pl	North Bound	17	24	24	30	34	310
S Parish Pl	South Bound	17	24	23	29	32	321

Prepared by National Data & Surveying Services

SPEED

S Parish Pl Bet. W Olive Ave & W Oak St

Day: Tuesday
Date: 1/18/2022

City: Burbank
Project #: CA22_020022_011s

South Bound

Time	< 15	15 - 19	20 - 24	25 - 29	30 - 34	35 - 39	40 - 44	45 - 49	50 - 54	55 - 59	60 - 64	65 - 69	70 +	Total
00:00 AM	0	0	0	0	1	0	0	0	0	0	0	0	0	1
00:15	0	0	0	1	0	0	0	0	0	0	0	0	0	1
00:30	0	0	0	0	0	0	0	0	0	0	0	0	0	0
00:45	0	0	0	0	0	0	0	0	0	0	0	0	0	0
01:00	0	0	0	0	0	0	0	0	0	0	0	0	0	0
01:15	0	0	0	0	0	0	0	0	0	0	0	0	0	0
01:30	0	0	0	0	0	0	0	0	0	0	0	0	0	0
01:45	0	0	0	0	0	0	0	0	0	0	0	0	0	0
02:00	0	0	0	0	0	0	0	0	0	0	0	0	0	0
02:15	0	0	0	0	0	0	0	0	0	0	0	0	0	0
02:30	0	0	0	0	0	0	0	0	0	0	0	0	0	0
02:45	0	0	0	0	0	0	0	0	0	0	0	0	0	0
03:00	0	1	0	0	0	0	0	0	0	0	0	0	0	1
03:15	0	0	0	0	0	0	0	0	0	0	0	0	0	0
03:30	0	0	0	0	0	0	0	0	0	0	0	0	0	0
03:45	0	0	0	0	0	0	0	0	0	0	0	0	0	0
04:00	0	0	0	0	0	0	0	0	0	0	0	0	0	0
04:15	0	0	0	0	0	0	0	0	0	0	0	0	0	0
04:30	0	0	0	0	0	0	0	0	0	0	0	0	0	0
04:45	0	0	0	0	0	0	0	0	0	0	0	0	0	0
05:00	0	0	0	0	0	0	0	0	0	0	0	0	0	0
05:15	1	0	0	1	0	0	0	0	0	0	0	0	0	2
05:30	0	0	0	0	0	0	0	0	0	0	0	0	0	0
05:45	0	0	0	0	0	0	0	0	0	0	0	0	0	0
06:00	0	0	0	0	0	0	0	0	0	0	0	0	0	0
06:15	0	0	0	1	0	0	0	0	0	0	0	0	0	1
06:30	0	0	1	1	0	0	0	0	0	0	0	0	0	2
06:45	0	1	0	0	0	0	0	0	0	0	0	0	0	1
07:00	0	0	0	0	0	0	0	0	0	0	0	0	0	0
07:15	1	0	1	0	0	0	0	0	0	0	0	0	0	2
07:30	1	0	2	3	1	0	0	0	0	0	0	0	0	7
07:45	0	5	3	4	1	0	0	0	0	0	0	0	0	13
08:00	2	2	0	4	2	0	0	0	0	0	0	0	0	10
08:15	3	1	0	0	0	0	0	0	0	0	0	0	0	4
08:30	1	1	2	1	0	0	0	0	0	0	0	0	0	5
08:45	0	2	2	1	0	0	0	0	0	0	0	0	0	5
09:00	0	0	0	2	2	0	0	0	0	0	0	0	0	4
09:15	0	0	1	1	0	0	0	0	0	0	0	0	0	2
09:30	0	3	0	0	0	0	0	0	0	0	0	0	0	3
09:45	0	1	0	1	0	0	0	0	0	0	0	0	0	2
10:00	1	0	1	2	1	0	0	0	0	0	0	0	0	5
10:15	1	1	1	1	0	0	0	0	0	0	0	0	0	4
10:30	2	0	1	1	0	0	0	0	0	0	0	0	0	4
10:45	0	0	2	3	0	0	0	0	0	0	0	0	0	5
11:00	0	0	0	2	0	0	0	0	0	0	0	0	0	2
11:15	1	1	1	3	2	0	0	0	0	0	0	0	0	8
11:30	0	2	4	3	0	0	0	0	0	0	0	0	0	9
11:45	0	1	3	3	1	0	0	0	0	0	0	0	0	8
12:00 PM	0	0	3	0	0	0	0	0	0	0	0	0	0	3
12:15	0	0	3	0	0	0	0	0	0	0	0	0	0	3
12:30	1	2	5	0	0	0	0	0	0	0	0	0	0	8
12:45	0	0	3	2	1	0	0	0	0	0	0	0	0	6
13:00	0	0	3	5	0	0	0	0	0	0	0	0	0	8
13:15	0	0	3	1	1	0	0	0	0	0	0	0	0	5
13:30	0	0	6	2	0	0	0	0	0	0	0	0	0	8
13:45	2	2	5	2	0	0	0	0	0	0	0	0	0	11
14:00	0	0	2	5	1	0	0	0	0	0	0	0	0	8
14:15	1	1	6	2	0	0	0	0	0	0	0	0	0	10
14:30	0	0	2	1	0	0	0	0	0	0	0	0	0	3
14:45	1	2	4	3	0	0	0	0	0	0	0	0	0	10
15:00	0	2	6	4	1	0	0	0	0	0	0	0	0	13
15:15	0	1	3	2	1	0	0	0	0	0	0	0	0	7
15:30	2	2	5	1	0	0	0	0	0	0	0	0	0	10
15:45	0	3	2	2	1	0	0	0	0	0	0	0	0	8
16:00	0	0	2	3	1	0	0	0	0	0	0	0	0	6
16:15	0	0	5	3	1	0	0	0	0	0	0	0	0	9
16:30	1	1	2	4	0	0	0	0	0	0	0	0	0	8
16:45	0	3	2	0	0	0	0	0	0	0	0	0	0	5
17:00	1	0	0	1	2	0	0	0	0	0	0	0	0	4
17:15	0	1	1	3	0	0	0	0	0	0	0	0	0	5
17:30	0	1	2	3	0	0	0	0	0	0	0	0	0	6
17:45	0	1	1	1	0	0	0	0	0	0	0	0	0	3
18:00	1	2	1	1	0	0	0	0	0	0	0	0	0	5
18:15	0	1	1	0	0	0	0	0	0	0	0	0	0	2
18:30	1	0	3	0	0	0	0	0	0	0	0	0	0	4
18:45	0	0	1	2	0	0	0	0	0	0	0	0	0	3
19:00	0	1	1	3	0	0	0	0	0	0	0	0	0	5
19:15	0	0	0	0	0	0	0	0	0	0	0	0	0	0
19:30	0	0	1	0	0	0	0	0	0	0	0	0	0	1
19:45	0	0	0	1	0	0	0	0	0	0	0	0	0	1
20:00	0	0	0	0	0	0	0	0	0	0	0	0	0	0
20:15	1	0	1	1	0	0	0	0	0	0	0	0	0	3
20:30	0	0	0	0	0	0	0	0	0	0	0	0	0	0
20:45	0	2	0	2	0	0	0	0	0	0	0	0	0	4
21:00	0	0	0	0	0	0	0	0	0	0	0	0	0	0
21:15	0	0	0	2	0	0	0	0	0	0	0	0	0	2
21:30	0	0	0	2	0	0	0	0	0	0	0	0	0	2
21:45	0	1	1	2	0	0	0	0	0	0	0	0	0	4
22:00	0	0	1	1	1	0	0	0	0	0	0	0	0	3
22:15	0	0	0	1	0	0	0	0	0	0	0	0	0	1
22:30	0	0	0	0	0	0	0	0	0	0	0	0	0	0
22:45	0	0	0	0	0	0	0	0	0	0	0	0	0	0
23:00	0	0	0	0	1	0	0	0	0	0	0	0	0	1
23:15	0	0	0	1	0	0	0	0	0	0	0	0	0	1
23:30	0	0	1	0	0	0	0	0	0	0	0	0	0	1
23:45	0	0	0	0	0	0	0	0	0	0	0	0	0	0
Totals	26	51	113	108	23									321
% of Totals	8%	16%	35%	34%	7%									100%

AM Volumes	14	22	25	39	11	0	0	0	0	0	0	0	0	111
% AM	4%	7%	8%	12%	3%									35%
AM Peak Hour	07:30	07:45	11:45	07:15	07:15									07:30
Volume	6	9	14	11	4									34
PM Volumes	12	29	88	69	12	0	0	0	0	0	0	0	0	210
% PM	4%	9%	27%	21%	4%									65%
PM Peak Hour	13:30	15:00	13:30	15:45	15:00									14:45
Volume	3	8	19	12	3									40

Directional Peak Periods	AM 7-9			NOON 12-2			PM 4-6			Off Peak Volumes		
All Classes	Volume	⟷	%	Volume	⟷	%	Volume	⟷	%	Volume	⟷	%
	46		14%	52		16%	46		14%	177		55%

Street Name	Direction	Percentiles					
		15th	50th	Average	85th	95th	ADT
S Parish Pl	North Bound	17	24	24	30	34	310
S Parish Pl	South Bound	17	24	23	29	32	321

Prepared by National Data & Surveying Services

SPEED

S Parish Pl Bet. W Olive Ave & W Oak St

Day: Tuesday
Date: 1/18/2022

City: Burbank
Project #: CA22_020022_011

Summary

Time	< 15	15 - 19	20 - 24	25 - 29	30 - 34	35 - 39	40 - 44	45 - 49	50 - 54	55 - 59	60 - 64	65 - 69	70 +	Total
00:00 AM	0	0	0	0	1	0	0	0	0	0	0	0	0	1
00:15	0	0	0	1	0	0	0	0	0	0	0	0	0	1
00:30	0	0	0	0	0	0	0	0	0	0	0	0	0	0
00:45	0	0	0	0	0	0	0	0	0	0	0	0	0	0
01:00	0	0	0	0	0	0	0	0	0	0	0	0	0	0
01:15	0	0	0	0	0	0	0	0	0	0	0	0	0	0
01:30	0	0	0	0	0	0	0	0	0	0	0	0	0	0
01:45	0	0	0	0	0	0	0	0	0	0	0	0	0	0
02:00	0	0	0	0	0	0	0	0	0	0	0	0	0	0
02:15	0	0	0	0	0	0	0	0	0	0	0	0	0	0
02:30	0	0	0	0	0	0	0	0	0	0	0	0	0	0
02:45	0	0	0	0	0	0	0	0	0	0	0	0	0	0
03:00	0	2	0	0	0	0	0	0	0	0	0	0	0	2
03:15	0	0	0	0	0	0	0	0	0	0	0	0	0	0
03:30	0	0	0	1	0	0	0	0	0	0	0	0	0	1
03:45	0	0	0	0	0	0	0	0	0	0	0	0	0	0
04:00	0	0	0	0	0	0	0	0	0	0	0	0	0	0
04:15	0	0	0	0	0	0	0	0	0	0	0	0	0	0
04:30	0	0	1	0	0	0	0	0	0	0	0	0	0	1
04:45	0	0	0	0	0	0	0	0	0	0	0	0	0	0
05:00	0	0	0	0	1	0	0	0	0	0	0	0	0	1
05:15	1	0	0	1	0	0	0	0	0	0	0	0	0	2
05:30	0	0	0	0	0	0	0	0	0	0	0	0	0	0
05:45	0	0	0	0	0	0	0	0	0	0	0	0	0	0
06:00	0	0	1	0	0	0	0	0	0	0	0	0	0	1
06:15	0	1	0	2	0	0	0	0	0	0	0	0	0	3
06:30	0	0	1	1	0	0	0	0	0	0	0	0	0	2
06:45	0	1	1	1	1	0	0	0	0	0	0	0	0	4
07:00	1	0	0	0	0	0	0	0	0	0	0	0	0	1
07:15	1	1	2	1	0	0	0	0	0	0	0	0	0	5
07:30	2	0	5	7	1	1	0	0	0	0	0	0	0	16
07:45	1	5	11	10	2	0	0	0	0	0	0	0	0	29
08:00	2	3	0	7	4	0	0	0	0	0	0	0	0	16
08:15	3	1	2	3	1	0	0	0	0	0	0	0	0	10
08:30	3	3	2	1	0	1	0	0	0	0	0	0	0	10
08:45	1	2	3	4	0	0	0	0	0	0	0	0	0	10
09:00	1	0	2	3	3	0	0	0	0	0	0	0	0	9
09:15	0	0	1	1	2	0	0	0	0	0	0	0	0	4
09:30	0	4	1	1	1	0	0	0	0	0	0	0	0	7
09:45	0	2	3	3	0	0	0	0	0	0	0	0	0	8
10:00	3	0	2	4	1	0	0	0	0	0	0	0	0	10
10:15	1	1	3	2	1	0	0	0	0	0	0	0	0	8
10:30	2	2	2	3	0	1	0	0	0	0	0	0	0	10
10:45	1	2	3	3	0	1	0	0	0	0	0	0	0	10
11:00	0	2	2	2	1	0	0	0	0	0	0	0	0	7
11:15	1	3	4	5	2	0	0	0	0	0	0	0	0	15
11:30	0	3	4	4	1	0	0	0	0	0	0	0	0	12
11:45	0	2	5	4	2	0	0	0	0	0	0	0	0	13
12:00 PM	0	0	4	3	0	0	0	0	0	0	0	0	0	7
12:15	1	1	6	2	0	0	0	0	0	0	0	0	0	10
12:30	1	3	7	1	1	1	0	0	0	0	0	0	0	14
12:45	0	1	5	2	1	0	0	0	0	0	0	0	0	9
13:00	0	0	4	6	0	0	0	0	0	0	0	0	0	10
13:15	3	0	4	4	1	0	0	0	0	0	0	0	0	12
13:30	1	1	12	5	0	0	0	0	0	0	0	0	0	19
13:45	3	2	8	5	0	0	0	0	0	0	0	0	0	18
14:00	1	1	3	5	1	0	0	0	0	0	0	0	0	11
14:15	2	3	9	8	3	0	0	0	0	0	0	0	0	25
14:30	0	1	8	5	0	0	0	0	0	0	0	0	0	14
14:45	1	2	6	5	2	1	0	0	0	0	0	0	0	17
15:00	0	6	11	6	3	0	0	0	0	0	0	0	0	26
15:15	0	4	6	5	2	0	0	0	0	0	0	0	0	17
15:30	4	4	9	3	0	1	0	0	0	0	0	0	0	21
15:45	2	3	4	3	1	0	0	0	0	0	0	0	0	13
16:00	0	1	4	6	1	0	0	0	0	0	0	0	0	12
16:15	0	0	7	5	2	0	0	0	0	0	0	0	0	14
16:30	1	2	4	4	0	1	0	0	0	0	0	0	0	12
16:45	0	3	2	1	0	0	0	0	0	0	0	0	0	6
17:00	2	1	0	1	2	0	0	0	0	0	0	0	0	6
17:15	0	1	3	4	0	0	0	0	0	0	0	0	0	8
17:30	0	2	4	5	2	1	0	0	0	0	0	0	0	14
17:45	0	1	2	2	0	0	0	0	0	0	0	0	0	5
18:00	1	2	2	2	2	0	0	0	0	0	0	0	0	9
18:15	0	1	3	1	0	0	0	0	0	0	0	0	0	5
18:30	3	1	3	3	2	0	0	0	0	0	0	0	0	12
18:45	0	1	1	2	0	0	0	0	0	0	0	0	0	4
19:00	1	2	2	4	0	0	0	0	0	0	0	0	0	9
19:15	0	1	0	0	0	0	0	0	0	0	0	0	0	1
19:30	0	0	2	0	0	0	0	0	0	0	0	0	0	2
19:45	0	1	0	2	0	0	0	0	0	0	0	0	0	3
20:00	1	0	0	2	0	0	0	0	0	0	0	0	0	3
20:15	1	0	2	2	0	0	0	0	0	0	0	0	0	5
20:30	0	0	1	0	0	0	0	0	0	0	0	0	0	1
20:45	0	3	0	2	0	0	0	0	0	0	0	0	0	5
21:00	0	0	0	1	0	0	0	0	0	0	0	0	0	1
21:15	0	0	2	2	0	0	0	0	0	0	0	0	0	4
21:30	0	0	1	3	0	0	0	0	0	0	0	0	0	4
21:45	0	1	1	2	1	0	0	0	0	0	0	0	0	5
22:00	0	0	1	2	1	0	0	0	0	0	0	0	0	4
22:15	0	0	0	1	1	0	0	0	0	0	0	0	0	2
22:30	0	0	0	0	0	0	0	0	0	0	0	0	0	0
22:45	0	0	0	0	0	0	0	0	0	0	0	0	0	0
23:00	0	0	0	0	1	0	0	0	0	0	0	0	0	1
23:15	0	0	0	1	0	0	0	0	0	0	0	0	0	1
23:30	0	0	1	0	0	0	0	0	0	0	0	0	0	1
23:45	0	0	0	0	0	0	0	0	0	0	0	0	0	0
Totals	53	96	215	203	55	9								631
% of Totals	8%	15%	34%	32%	9%	1%								100%

AM Volumes	24	40	61	75	25	4	0	0	0	0	0	0	0	229
% AM	4%	6%	10%	12%	4%	1%								36%
AM Peak Hour	07:45	07:45	11:45	07:30	07:30	10:00								07:30
Volume	9	12	22	27	8	2								71
PM Volumes	29	56	154	128	30	5	0	0	0	0	0	0	0	402
% PM	5%	9%	24%	20%	5%	1%								64%
PM Peak Hour	13:15	15:00	14:15	14:15	14:15	14:45								14:15
Volume	8	17	34	24	8	2								82

Directional Peak Periods	AM 7-9			NOON 12-2			PM 4-6			Off Peak Volumes		
All Classes	Volume	⟷	%	Volume	⟷	%	Volume	⟷	%	Volume	⟷	%
	97		15%	99		16%	77		12%	358		57%

Street Name	Direction	Percentiles					
		15th	50th	Average	85th	95th	ADT
S Parish Pl	Summary	17	24	23	29	33	631

Prepared by National Data & Surveying Services

SPEED

S Parish Pl Bet. W Olive Ave & W Oak St

Day: Tuesday
Date: 1/18/2022

City: Burbank
Project #: CA22_020022_011n

North Bound

Time	< 15	15 - 19	20 - 24	25 - 29	30 - 34	35 - 39	40 - 44	45 - 49	50 - 54	55 - 59	60 - 64	65 - 69	70 +	Total
00:00 AM	0	0	0	0	0	0	0	0	0	0	0	0	0	0
01:00	0	0	0	0	0	0	0	0	0	0	0	0	0	0
02:00	0	0	0	0	0	0	0	0	0	0	0	0	0	0
03:00	0	1	0	1	0	0	0	0	0	0	0	0	0	2
04:00	0	0	1	0	0	0	0	0	0	0	0	0	0	1
05:00	0	0	0	0	1	0	0	0	0	0	0	0	0	1
06:00	0	1	2	2	1	0	0	0	0	0	0	0	0	6
07:00	3	1	12	11	1	1	0	0	0	0	0	0	0	29
08:00	3	3	3	9	3	1	0	0	0	0	0	0	0	22
09:00	1	2	6	4	4	0	0	0	0	0	0	0	0	17
10:00	3	4	5	5	1	2	0	0	0	0	0	0	0	20
11:00	0	6	7	4	3	0	0	0	0	0	0	0	0	20
12:00 PM	1	3	8	6	1	1	0	0	0	0	0	0	0	20
13:00	5	1	11	10	0	0	0	0	0	0	0	0	0	27
14:00	2	4	12	12	5	1	0	0	0	0	0	0	0	36
15:00	4	9	14	8	3	1	0	0	0	0	0	0	0	39
16:00	0	2	6	6	1	1	0	0	0	0	0	0	0	16
17:00	1	2	5	4	2	1	0	0	0	0	0	0	0	15
18:00	2	2	3	5	4	0	0	0	0	0	0	0	0	16
19:00	1	3	2	2	0	0	0	0	0	0	0	0	0	8
20:00	1	1	2	3	0	0	0	0	0	0	0	0	0	7
21:00	0	0	3	2	1	0	0	0	0	0	0	0	0	6
22:00	0	0	0	1	1	0	0	0	0	0	0	0	0	2
23:00	0	0	0	0	0	0	0	0	0	0	0	0	0	0
Totals	27	45	102	95	32	9								310
% of Totals	9%	15%	33%	31%	10%	3%								100%

AM Volumes	10	18	36	36	14	4	0	0	0	0	0	0	0	118
% AM	3%	6%	12%	12%	5%	1%								38%
AM Peak Hour	07:00	11:00	07:00	07:00	09:00	10:00								07:00
Volume	3	6	12	11	4	2								29
PM Volumes	17	27	66	59	18	5	0	0	0	0	0	0	0	192
% PM	5%	9%	21%	19%	6%	2%								62%
PM Peak Hour	13:00	15:00	15:00	14:00	14:00	12:00								15:00
Volume	5	9	14	12	5	1								39

Directional Peak Periods	AM 7-9			NOON 12-2			PM 4-6			Off Peak Volumes		
All Speeds	Volume		%	Volume		%	Volume		%	Volume		%
	51	↔	16%	47	↔	15%	31	↔	10%	181	↔	58%

Street Name	Direction	Percentiles					
		15th	50th	Average	85th	95th	ADT
S Parish Pl	North Bound	17	24	24	30	34	310
S Parish Pl	South Bound	17	24	23	29	32	321

Prepared by National Data & Surveying Services

SPEED

S Parish Pl Bet. W Olive Ave & W Oak St

Day: Tuesday
Date: 1/18/2022

City: Burbank
Project #: CA22_020022_011s

South Bound

Time	< 15	15 - 19	20 - 24	25 - 29	30 - 34	35 - 39	40 - 44	45 - 49	50 - 54	55 - 59	60 - 64	65 - 69	70 +	Total
00:00 AM	0	0	0	1	1	0	0	0	0	0	0	0	0	2
01:00	0	0	0	0	0	0	0	0	0	0	0	0	0	0
02:00	0	0	0	0	0	0	0	0	0	0	0	0	0	0
03:00	0	1	0	0	0	0	0	0	0	0	0	0	0	1
04:00	0	0	0	0	0	0	0	0	0	0	0	0	0	0
05:00	1	0	0	1	0	0	0	0	0	0	0	0	0	2
06:00	0	1	1	2	0	0	0	0	0	0	0	0	0	4
07:00	2	5	6	7	2	0	0	0	0	0	0	0	0	22
08:00	6	6	4	6	2	0	0	0	0	0	0	0	0	24
09:00	0	4	1	4	2	0	0	0	0	0	0	0	0	11
10:00	4	1	5	7	1	0	0	0	0	0	0	0	0	18
11:00	1	4	8	11	3	0	0	0	0	0	0	0	0	27
12:00 PM	1	2	14	2	1	0	0	0	0	0	0	0	0	20
13:00	2	2	17	10	1	0	0	0	0	0	0	0	0	32
14:00	2	3	14	11	1	0	0	0	0	0	0	0	0	31
15:00	2	8	16	9	3	0	0	0	0	0	0	0	0	38
16:00	1	4	11	10	2	0	0	0	0	0	0	0	0	28
17:00	1	3	4	8	2	0	0	0	0	0	0	0	0	18
18:00	2	3	6	3	0	0	0	0	0	0	0	0	0	14
19:00	0	1	2	4	0	0	0	0	0	0	0	0	0	7
20:00	1	2	1	3	0	0	0	0	0	0	0	0	0	7
21:00	0	1	1	6	0	0	0	0	0	0	0	0	0	8
22:00	0	0	1	2	1	0	0	0	0	0	0	0	0	4
23:00	0	0	1	1	1	0	0	0	0	0	0	0	0	3
Totals	26	51	113	108	23									321
% of Totals	8%	16%	35%	34%	7%									100%

AM Volumes	14	22	25	39	11	0	0	0	0	0	0	0	0	111
% AM	4%	7%	8%	12%	3%									35%
AM Peak Hour	08:00	08:00	11:00	11:00	11:00									11:00
Volume	6	6	8	11	3									27
PM Volumes	12	29	88	69	12	0	0	0	0	0	0	0	0	210
% PM	4%	9%	27%	21%	4%									65%
PM Peak Hour	13:00	15:00	13:00	14:00	15:00									15:00
Volume	2	8	17	11	3									38

Directional Peak Periods	AM 7-9			NOON 12-2			PM 4-6			Off Peak Volumes		
All Speeds	Volume		%	Volume		%	Volume		%	Volume		%
	46	↔	14%	52	↔	16%	46	↔	14%	177	↔	55%

Street Name	Direction	Percentiles					
		15th	50th	Average	85th	95th	ADT
S Parish Pl	North Bound	17	24	24	30	34	310
S Parish Pl	South Bound	17	24	23	29	32	321

Prepared by National Data & Surveying Services

SPEED

S Parish Pl Bet. W Olive Ave & W Oak St

Day: Tuesday
Date: 1/18/2022

City: Burbank
Project #: CA22_020022_011

Summary

Time	< 15	15 - 19	20 - 24	25 - 29	30 - 34	35 - 39	40 - 44	45 - 49	50 - 54	55 - 59	60 - 64	65 - 69	70 +	Total
00:00 AM	0	0	0	1	1	0	0	0	0	0	0	0	0	2
01:00	0	0	0	0	0	0	0	0	0	0	0	0	0	0
02:00	0	0	0	0	0	0	0	0	0	0	0	0	0	0
03:00	0	2	0	1	0	0	0	0	0	0	0	0	0	3
04:00	0	0	1	0	0	0	0	0	0	0	0	0	0	1
05:00	1	0	0	1	1	0	0	0	0	0	0	0	0	3
06:00	0	2	3	4	1	0	0	0	0	0	0	0	0	10
07:00	5	6	18	18	3	1	0	0	0	0	0	0	0	51
08:00	9	9	7	15	5	1	0	0	0	0	0	0	0	46
09:00	1	6	7	8	6	0	0	0	0	0	0	0	0	28
10:00	7	5	10	12	2	2	0	0	0	0	0	0	0	38
11:00	1	10	15	15	6	0	0	0	0	0	0	0	0	47
12:00 PM	2	5	22	8	2	1	0	0	0	0	0	0	0	40
13:00	7	3	28	20	1	0	0	0	0	0	0	0	0	59
14:00	4	7	26	23	6	1	0	0	0	0	0	0	0	67
15:00	6	17	30	17	6	1	0	0	0	0	0	0	0	77
16:00	1	6	17	16	3	1	0	0	0	0	0	0	0	44
17:00	2	5	9	12	4	1	0	0	0	0	0	0	0	33
18:00	4	5	9	8	4	0	0	0	0	0	0	0	0	30
19:00	1	4	4	6	0	0	0	0	0	0	0	0	0	15
20:00	2	3	3	6	0	0	0	0	0	0	0	0	0	14
21:00	0	1	4	8	1	0	0	0	0	0	0	0	0	14
22:00	0	0	1	3	2	0	0	0	0	0	0	0	0	6
23:00	0	0	1	1	1	0	0	0	0	0	0	0	0	3
Totals	53	96	215	203	55	9								631
% of Totals	8%	15%	34%	32%	9%	1%								100%

AM Volumes	24	40	61	75	25	4	0	0	0	0	0	0	0	229
% AM	4%	6%	10%	12%	4%	1%								36%
AM Peak Hour	08:00	11:00	07:00	07:00	09:00	10:00								07:00
Volume	9	10	18	18	6	2								51
PM Volumes	29	56	154	128	30	5	0	0	0	0	0	0	0	402
% PM	5%	9%	24%	20%	5%	1%								64%
PM Peak Hour	13:00	15:00	15:00	14:00	14:00	12:00								15:00
Volume	7	17	30	23	6	1								77

Directional Peak Periods	AM 7-9			NOON 12-2			PM 4-6			Off Peak Volumes		
All Speeds	Volume		%	Volume		%	Volume		%	Volume		%
	97	↔	15%	99	↔	16%	77	↔	12%	358	↔	57%

Street Name	Direction	Percentiles					
		15th	50th	Average	85th	95th	ADT
S Parish Pl	Summary	17	24	23	29	33	631

Prepared by NDS/ATD

Prepared by National Data & Surveying Services

VOLUME

S Parish Pl Bet. W Olive Ave & W Oak St

Day: Tuesday
Date: 1/18/2022

City: Burbank
Project #: CA22_020022_011

DAILY TOTALS	NB	SB	EB	WB	Total
	310	321	0	0	631

AM Period	NB		SB		EB	WB	TOTAL		PM Period	NB		SB		EB	WB	TOTAL	
00:00	0		1		0	0	1		12:00	4		3		0	0	7	
00:15	0		1		0	0	1		12:15	7		3		0	0	10	
00:30	0		0		0	0			12:30	6		8		0	0	14	
00:45	0		0	2	0	0		2	12:45	3	20	6	20	0	0	9	40
01:00	0		0		0	0			13:00	2		8		0	0	10	
01:15	0		0		0	0			13:15	7		5		0	0	12	
01:30	0		0		0	0			13:30	11		8		0	0	19	
01:45	0		0		0	0			13:45	7	27	11	32	0	0	18	59
02:00	0		0		0	0			14:00	3		8		0	0	11	
02:15	0		0		0	0			14:15	15		10		0	0	25	
02:30	0		0		0	0			14:30	11		3		0	0	14	
02:45	0		0		0	0			14:45	7	36	10	31	0	0	17	67
03:00	1		1		0	0	2		15:00	13		13		0	0	26	
03:15	0		0		0	0			15:15	10		7		0	0	17	
03:30	1		0		0	0	1		15:30	11		10		0	0	21	
03:45	0	2	0	1	0	0		3	15:45	5	39	8	38	0	0	13	77
04:00	0		0		0	0			16:00	6		6		0	0	12	
04:15	0		0		0	0			16:15	5		9		0	0	14	
04:30	1		0		0	0	1		16:30	4		8		0	0	12	
04:45	0	1	0		0	0		1	16:45	1	16	5	28	0	0	6	44
05:00	1		0		0	0	1		17:00	2		4		0	0	6	
05:15	0		2		0	0	2		17:15	3		5		0	0	8	
05:30	0		0		0	0			17:30	8		6		0	0	14	
05:45	0	1	0	2	0	0		3	17:45	2	15	3	18	0	0	5	33
06:00	1		0		0	0	1		18:00	4		5		0	0	9	
06:15	2		1		0	0	3		18:15	3		2		0	0	5	
06:30	0		2		0	0	2		18:30	8		4		0	0	12	
06:45	3	6	1	4	0	0	4	10	18:45	1	16	3	14	0	0	4	30
07:00	1		0		0	0	1		19:00	4		5		0	0	9	
07:15	3		2		0	0	5		19:15	1		0		0	0	1	
07:30	9		7		0	0	16		19:30	1		1		0	0	2	
07:45	16	29	13	22	0	0	29	51	19:45	2	8	1	7	0	0	3	15
08:00	6		10		0	0	16		20:00	3		0		0	0	3	
08:15	6		4		0	0	10		20:15	2		3		0	0	5	
08:30	5		5		0	0	10		20:30	1		0		0	0	1	
08:45	5	22	5	24	0	0	10	46	20:45	1	7	4	7	0	0	5	14
09:00	5		4		0	0	9		21:00	1		0		0	0	1	
09:15	2		2		0	0	4		21:15	2		2		0	0	4	
09:30	4		3		0	0	7		21:30	2		2		0	0	4	
09:45	6	17	2	11	0	0	8	28	21:45	1	6	4	8	0	0	5	14
10:00	5		5		0	0	10		22:00	1		3		0	0	4	
10:15	4		4		0	0	8		22:15	1		1		0	0	2	
10:30	6		4		0	0	10		22:30	0		0		0	0		
10:45	5	20	5	18	0	0	10	38	22:45	0	2	0	4	0	0		6
11:00	5		2		0	0	7		23:00	0		1		0	0	1	
11:15	7		8		0	0	15		23:15	0		1		0	0	1	
11:30	3		9		0	0	12		23:30	0		1		0	0	1	
11:45	5	20	8	27	0	0	13	47	23:45	0		0	3	0	0		3
TOTALS		118		111				229	TOTALS		192		210				402
SPLIT %		51.5%		48.5%				36.3%	SPLIT %		47.8%		52.2%				63.7%

DAILY TOTALS	NB	SB	EB	WB	Total
	310	321	0	0	631

AM Peak Hour	07:30	07:30			07:30	PM Peak Hour	14:15	14:45			14:15
AM Pk Volume	37	34			71	PM Pk Volume	46	40			82
Pk Hr Factor	0.578	0.654			0.612	Pk Hr Factor	0.767	0.769			0.788
7 - 9 Volume	51	46	0	0	97	4 - 6 Volume	31	46	0	0	77
7 - 9 Peak Hour	07:30	07:30			07:30	4 - 6 Peak Hour	16:00	16:00			16:00
7 - 9 Pk Volume	37	34	0	0	71	4 - 6 Pk Volume	16	28	0	0	44
Pk Hr Factor	0.578	0.654	0.000	0.000	0.612	Pk Hr Factor	0.667	0.778	0.000	0.000	0.786

Prepared by NDS/ATD

Project #: CA22_020022_011 **City:** Burbank

Location: S Parish Pl Bet. W Olive Ave & W Oak St **Date:** 1/18/2022

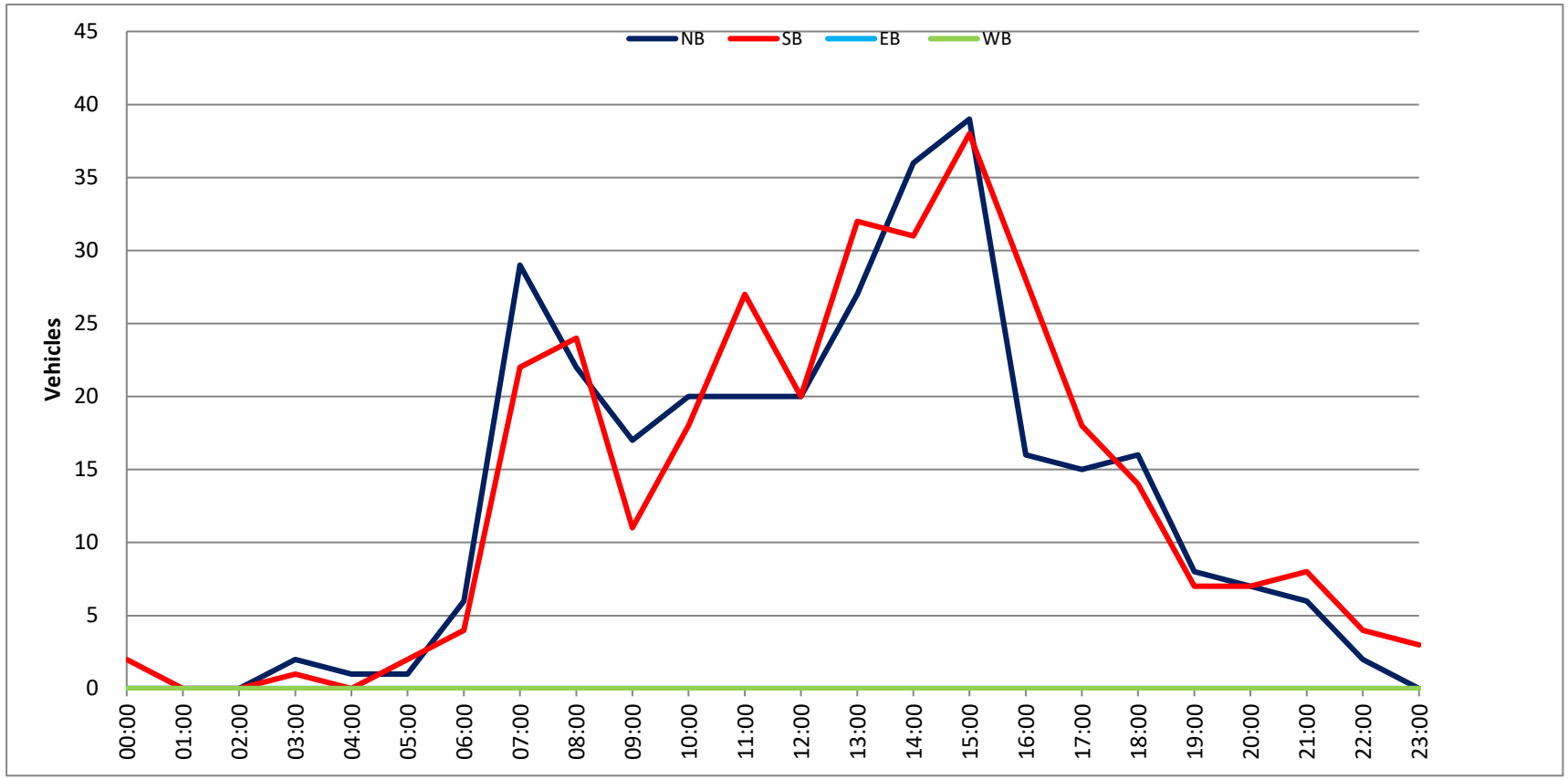

Prepared by National Data & Surveying Services

SPEED

S Parish Pl Bet. W Olive Ave & W Oak St

Day: Wednesday
Date: 1/19/2022

City: Burbank
Project #: CA22_020022_011n

North Bound

Time	< 15	15 - 19	20 - 24	25 - 29	30 - 34	35 - 39	40 - 44	45 - 49	50 - 54	55 - 59	60 - 64	65 - 69	70 +	Total
00:00 AM	0	0	0	0	0	0	0	0	0	0	0	0	0	0
00:15	0	0	0	0	1	0	0	0	0	0	0	0	0	1
00:30	0	0	0	0	0	0	0	0	0	0	0	0	0	0
00:45	0	0	0	0	0	0	0	0	0	0	0	0	0	0
01:00	0	1	0	0	0	0	0	0	0	0	0	0	0	1
01:15	0	0	0	0	0	0	0	0	0	0	0	0	0	0
01:30	0	0	0	0	0	0	0	0	0	0	0	0	0	0
01:45	0	0	0	0	0	0	0	0	0	0	0	0	0	0
02:00	0	0	0	0	0	0	0	0	0	0	0	0	0	0
02:15	0	0	0	0	0	0	0	0	0	0	0	0	0	0
02:30	0	0	0	0	0	0	0	0	0	0	0	0	0	0
02:45	0	0	0	0	0	0	0	0	0	0	0	0	0	0
03:00	0	0	0	0	0	0	0	0	0	0	0	0	0	0
03:15	0	0	0	0	0	0	0	0	0	0	0	0	0	0
03:30	0	0	0	0	0	0	0	0	0	0	0	0	0	0
03:45	0	0	0	0	0	0	0	0	0	0	0	0	0	0
04:00	0	0	0	0	0	0	0	0	0	0	0	0	0	0
04:15	0	0	0	0	0	0	0	0	0	0	0	0	0	0
04:30	0	0	0	0	0	0	0	0	0	0	0	0	0	0
04:45	0	0	0	0	0	0	0	0	0	0	0	0	0	0
05:00	0	0	0	0	0	0	0	0	0	0	0	0	0	0
05:15	0	0	0	0	0	0	0	0	0	0	0	0	0	0
05:30	0	0	0	0	0	0	0	0	0	0	0	0	0	0
05:45	0	0	0	0	1	0	0	0	0	0	0	0	0	1
06:00	1	0	0	0	0	0	0	0	0	0	0	0	0	1
06:15	0	0	0	1	0	0	0	0	0	0	0	0	0	1
06:30	0	0	0	0	0	0	0	0	0	0	0	0	0	0
06:45	0	1	1	2	0	0	0	0	0	0	0	0	0	4
07:00	1	0	0	0	0	0	0	0	0	0	0	0	0	1
07:15	0	0	0	1	0	0	0	0	0	0	0	0	0	1
07:30	2	1	5	2	0	0	0	0	0	0	0	0	0	10
07:45	0	1	7	9	2	0	0	0	0	0	0	0	0	19
08:00	0	1	6	0	1	0	0	0	0	0	0	0	0	8
08:15	1	1	1	2	0	0	0	0	0	0	0	0	0	5
08:30	0	1	1	0	0	0	0	0	0	0	0	0	0	2
08:45	0	0	0	1	0	0	0	0	0	0	0	0	0	1
09:00	1	1	1	0	0	0	0	0	0	0	0	0	0	3
09:15	0	0	0	2	1	0	0	0	0	0	0	0	0	3
09:30	0	0	1	0	0	0	0	0	0	0	0	0	0	1
09:45	0	0	0	0	0	0	0	0	0	0	0	0	0	0
10:00	0	1	0	0	0	0	0	0	0	0	0	0	0	1
10:15	0	1	0	2	0	0	0	0	0	0	0	0	0	3
10:30	0	1	1	1	1	0	0	0	0	0	0	0	0	4
10:45	1	1	3	0	0	0	0	0	0	0	0	0	0	5
11:00	2	0	0	1	0	0	0	0	0	0	0	0	0	3
11:15	0	0	0	2	1	0	0	0	0	0	0	0	0	3
11:30	1	0	0	1	0	0	0	0	0	0	0	0	0	2
11:45	0	0	3	0	0	0	0	0	0	0	0	0	0	3
12:00 PM	0	1	4	3	0	0	0	0	0	0	0	0	0	8
12:15	0	0	2	2	1	0	0	0	0	0	0	0	0	5
12:30	3	2	5	1	0	0	0	0	0	0	0	0	0	11
12:45	0	0	3	1	0	0	0	0	0	0	0	0	0	4
13:00	0	0	1	2	0	0	0	0	0	0	0	0	0	3
13:15	0	1	0	5	1	0	0	0	0	0	0	0	0	7
13:30	4	1	2	1	0	0	0	0	0	0	0	0	0	8
13:45	3	1	5	1	0	0	0	0	0	0	0	0	0	10
14:00	0	1	4	0	0	1	0	0	0	0	0	0	0	6
14:15	0	0	1	1	2	0	0	0	0	0	0	0	0	4
14:30	0	2	1	2	2	0	0	0	0	0	0	0	0	7
14:45	0	1	1	2	1	0	0	0	0	0	0	0	0	5
15:00	0	0	6	5	3	1	0	0	0	0	0	0	0	15
15:15	0	2	7	1	0	0	0	0	0	0	0	0	0	10
15:30	2	0	1	1	1	0	0	0	0	0	0	0	0	5
15:45	1	4	4	2	1	0	0	0	0	0	0	0	0	12
16:00	0	0	4	1	0	0	0	0	0	0	0	0	0	5
16:15	2	0	3	1	1	0	0	0	0	0	0	0	0	7
16:30	0	1	4	2	0	0	0	0	0	0	0	0	0	7
16:45	1	2	0	0	0	0	0	0	0	0	0	0	0	3
17:00	2	1	3	3	0	0	0	0	0	0	0	0	0	9
17:15	1	3	1	4	0	0	0	0	0	0	0	0	0	9
17:30	0	3	2	3	0	0	0	0	0	0	0	0	0	8
17:45	1	1	3	5	0	0	0	0	0	0	0	0	0	10
18:00	0	1	2	1	0	0	0	0	0	0	0	0	0	4
18:15	1	0	2	3	0	0	0	0	0	0	0	0	0	6
18:30	0	0	4	1	1	0	0	0	0	0	0	0	0	6
18:45	2	2	1	0	0	0	0	0	0	0	0	0	0	5
19:00	1	0	2	0	0	0	0	0	0	0	0	0	0	3
19:15	0	0	2	1	0	0	0	0	0	0	0	0	0	3
19:30	0	0	1	2	1	0	0	0	0	0	0	0	0	4
19:45	0	0	1	0	0	0	0	0	0	0	0	0	0	1
20:00	0	1	1	0	0	0	0	0	0	0	0	0	0	2
20:15	0	1	2	1	2	0	0	0	0	0	0	0	0	6
20:30	0	0	0	0	0	0	0	0	0	0	0	0	0	0
20:45	0	0	0	1	0	0	0	0	0	0	0	0	0	1
21:00	0	2	1	0	0	0	0	0	0	0	0	0	0	3
21:15	0	0	0	2	0	0	0	0	0	0	0	0	0	2
21:30	0	1	0	1	0	0	0	0	0	0	0	0	0	2
21:45	0	0	0	0	0	0	0	0	0	0	0	0	0	0
22:00	0	0	0	1	0	0	0	0	0	0	0	0	0	1
22:15	0	0	0	0	0	0	0	0	0	0	0	0	0	0
22:30	0	0	0	0	0	0	0	0	0	0	0	0	0	0
22:45	0	0	0	0	0	0	0	0	0	0	0	0	0	0
23:00	1	0	0	0	0	0	0	0	0	0	0	0	0	1
23:15	0	0	0	0	0	0	0	0	0	0	0	0	0	0
23:30	0	0	1	0	0	0	0	0	0	0	0	0	0	1
23:45	0	0	0	0	0	0	0	0	0	0	0	0	0	0
Totals	35	47	117	90	25	2								316
% of Totals	11%	15%	37%	28%	8%	1%								100%

AM Volumes	10	12	30	27	8	0	0	0	0	0	0	0	0	87
% AM	3%	4%	9%	9%	3%									28%
AM Peak Hour	10:45	07:30	07:30	07:30	07:15									07:30
Volume	4	4	19	13	3									42
PM Volumes	25	35	87	63	17	2	0	0	0	0	0	0	0	229
% PM	8%	11%	28%	20%	5%	1%								72%
PM Peak Hour	13:00	16:45	15:00	17:00	14:15	13:15								15:00
Volume	7	9	18	15	8	1								42

Directional Peak Periods	AM 7-9			NOON 12-2			PM 4-6			Off Peak Volumes		
All Classes	Volume	↔	%	Volume	↔	%	Volume	↔	%	Volume	↔	%
	47	↔	15%	56	↔	18%	58	↔	18%	155	↔	49%

Street Name	Direction	Percentiles					
		15th	50th	Average	85th	95th	ADT
S Parish Pl	North Bound	16	23	23	29	32	316
S Parish Pl	South Bound	16	24	23	29	33	335

Prepared by National Data & Surveying Services

SPEED

S Parish Pl Bet. W Olive Ave & W Oak St

Day: Wednesday
Date: 1/19/2022

City: Burbank
Project #: CA22_020022_011s

South Bound

Time	< 15	15 - 19	20 - 24	25 - 29	30 - 34	35 - 39	40 - 44	45 - 49	50 - 54	55 - 59	60 - 64	65 - 69	70 +	Total
00:00 AM	0	0	0	1	0	0	0	0	0	0	0	0	0	1
00:15	0	0	0	0	0	0	0	0	0	0	0	0	0	0
00:30	0	0	1	1	0	0	0	0	0	0	0	0	0	2
00:45	0	0	0	0	0	0	0	0	0	0	0	0	0	0
01:00	0	0	0	0	0	0	0	0	0	0	0	0	0	0
01:15	0	0	0	0	0	0	0	0	0	0	0	0	0	0
01:30	0	0	0	1	0	0	0	0	0	0	0	0	0	1
01:45	0	0	0	0	0	0	0	0	0	0	0	0	0	0
02:00	0	0	1	1	0	0	0	0	0	0	0	0	0	2
02:15	0	0	0	1	0	0	0	0	0	0	0	0	0	1
02:30	0	0	0	0	0	0	0	0	0	0	0	0	0	0
02:45	0	0	1	0	0	0	0	0	0	0	0	0	0	1
03:00	0	0	0	0	0	0	0	0	0	0	0	0	0	0
03:15	0	0	0	0	0	0	0	0	0	0	0	0	0	0
03:30	0	0	0	0	0	0	0	0	0	0	0	0	0	0
03:45	0	0	0	0	0	0	0	0	0	0	0	0	0	0
04:00	0	0	0	0	0	0	0	0	0	0	0	0	0	0
04:15	0	0	0	0	0	0	0	0	0	0	0	0	0	0
04:30	0	0	0	0	0	0	0	0	0	0	0	0	0	0
04:45	0	0	0	1	0	0	0	0	0	0	0	0	0	1
05:00	0	0	0	0	0	0	0	0	0	0	0	0	0	0
05:15	1	0	0	0	0	0	0	0	0	0	0	0	0	1
05:30	0	0	0	0	0	0	0	0	0	0	0	0	0	0
05:45	0	0	0	0	0	0	0	0	0	0	0	0	0	0
06:00	0	0	0	0	0	0	0	0	0	0	0	0	0	0
06:15	0	0	1	0	0	0	0	0	0	0	0	0	0	1
06:30	0	1	0	1	0	0	0	0	0	0	0	0	0	2
06:45	0	0	0	1	0	0	0	0	0	0	0	0	0	1
07:00	1	0	1	1	1	0	0	0	0	0	0	0	0	4
07:15	1	0	0	1	1	0	0	0	0	0	0	0	0	3
07:30	1	1	2	2	0	0	0	0	0	0	0	0	0	6
07:45	0	3	6	3	1	0	0	0	0	0	0	0	0	13
08:00	2	0	1	2	0	0	0	0	0	0	0	0	0	5
08:15	0	1	0	2	0	0	0	0	0	0	0	0	0	3
08:30	1	2	6	1	0	0	0	0	0	0	0	0	0	10
08:45	0	0	1	1	0	0	0	0	0	0	0	0	0	2
09:00	1	0	4	0	0	0	0	0	0	0	0	0	0	5
09:15	1	0	1	2	0	0	0	0	0	0	0	0	0	4
09:30	0	0	1	1	0	0	0	0	0	0	0	0	0	2
09:45	0	3	1	1	0	0	0	0	0	0	0	0	0	5
10:00	0	0	0	1	0	0	0	0	0	0	0	0	0	1
10:15	0	0	1	3	0	0	0	0	0	0	0	0	0	4
10:30	0	1	1	4	0	0	0	0	0	0	0	0	0	6
10:45	1	1	1	2	0	0	0	0	0	0	0	0	0	5
11:00	0	1	1	1	2	0	0	0	0	0	0	0	0	5
11:15	0	0	2	4	0	0	0	0	0	0	0	0	0	6
11:30	0	0	2	2	1	0	0	0	0	0	0	0	0	5
11:45	0	1	1	2	1	0	0	0	0	0	0	0	0	5
12:00 PM	1	0	4	2	1	0	0	0	0	0	0	0	0	8
12:15	0	1	1	4	1	0	0	0	0	0	0	0	0	7
12:30	0	3	1	3	1	0	0	0	0	0	0	0	0	8
12:45	0	0	0	1	0	2	0	0	0	0	0	0	0	3
13:00	0	0	0	2	0	0	0	0	0	0	0	0	0	2
13:15	0	0	0	2	1	0	0	0	0	0	0	0	0	3
13:30	0	1	2	1	0	0	0	0	0	0	0	0	0	4
13:45	0	0	1	0	0	0	0	0	0	0	0	0	0	1
14:00	2	1	1	1	1	0	0	0	0	0	0	0	0	6
14:15	1	1	1	3	0	1	0	0	0	0	0	0	0	7
14:30	0	2	3	3	0	0	0	0	0	0	0	0	0	8
14:45	1	4	2	2	0	0	0	0	0	0	0	0	0	9
15:00	1	1	3	7	0	0	0	0	0	0	0	0	0	12
15:15	2	2	3	7	0	0	0	0	0	0	0	0	0	14
15:30	2	0	0	2	1	0	0	0	0	0	0	0	0	5
15:45	1	5	2	2	1	0	0	0	0	0	0	0	0	11
16:00	0	2	1	0	0	0	0	0	0	0	0	0	0	3
16:15	1	0	1	1	0	0	0	0	0	0	0	0	0	3
16:30	1	0	3	3	0	0	0	0	0	0	0	0	0	7
16:45	2	6	2	0	0	0	0	0	0	0	0	0	0	10
17:00	1	0	5	0	1	0	0	0	0	0	0	0	0	7
17:15	0	0	4	4	1	0	0	0	0	0	0	0	0	9
17:30	0	0	2	4	1	0	0	0	0	0	0	0	0	7
17:45	1	1	1	2	1	0	0	0	0	0	0	0	0	6
18:00	1	0	2	3	3	0	0	0	0	0	0	0	0	9
18:15	2	0	1	2	1	0	0	0	0	0	0	0	0	6
18:30	0	1	1	0	0	0	0	0	0	0	0	0	0	2
18:45	1	0	2	0	1	0	0	0	0	0	0	0	0	4
19:00	0	5	2	1	1	0	0	0	0	0	0	0	0	9
19:15	0	0	0	1	1	0	0	0	0	0	0	0	0	2
19:30	0	0	0	0	1	0	0	0	0	0	0	0	0	1
19:45	0	0	2	1	1	0	0	0	0	0	0	0	0	4
20:00	0	0	0	0	0	0	0	0	0	0	0	0	0	0
20:15	1	0	0	2	0	0	0	0	0	0	0	0	0	3
20:30	0	1	0	0	0	0	0	0	0	0	0	0	0	1
20:45	1	0	1	0	0	0	0	0	0	0	0	0	0	2
21:00	0	1	1	1	1	0	0	0	0	0	0	0	0	4
21:15	0	0	0	0	0	0	0	0	0	0	0	0	0	0
21:30	0	1	1	1	0	0	0	0	0	0	0	0	0	3
21:45	0	0	1	0	1	0	0	0	0	0	0	0	0	2
22:00	0	0	1	0	0	0	0	0	0	0	0	0	0	1
22:15	1	0	0	0	0	0	0	0	0	0	0	0	0	1
22:30	0	0	0	0	0	0	0	0	0	0	0	0	0	0
22:45	0	1	1	1	0	0	0	0	0	0	0	0	0	3
23:00	0	0	1	1	0	0	0	0	0	0	0	0	0	2
23:15	0	0	0	0	0	0	0	0	0	0	0	0	0	0
23:30	0	0	1	0	0	0	0	0	0	0	0	0	0	1
23:45	0	0	1	1	0	0	0	0	0	0	0	0	0	2
Totals	34	55	99	115	29	3								335
% of Totals	10%	16%	30%	34%	9%	1%								100%

AM Volumes	10	15	37	44	7	0	0	0	0	0	0	0	0	113
% AM	3%	4%	11%	13%	2%									34%
AM Peak Hour	07:15	07:45	07:45	10:30	11:00									07:45
Volume	4	6	13	11	4									31
PM Volumes	24	40	62	71	22	3	0	0	0	0	0	0	0	222
% PM	7%	12%	19%	21%	7%	1%								66%
PM Peak Hour	14:45	14:30	16:30	14:30	17:15	12:00								14:30
Volume	6	9	14	19	6	2								43

Directional Peak Periods	AM 7-9			NOON 12-2			PM 4-6			Off Peak Volumes		
All Classes	Volume	⟷	%	Volume	⟷	%	Volume	⟷	%	Volume	⟷	%
	46		14%	36		11%	52		16%	201		60%

Street Name	Direction	Percentiles					
		15th	50th	Average	85th	95th	ADT
S Parish Pl	North Bound	16	23	23	29	32	316
S Parish Pl	South Bound	16	24	23	29	33	335

Prepared by National Data & Surveying Services

SPEED

S Parish Pl Bet. W Olive Ave & W Oak St

Day: Wednesday
Date: 1/19/2022

City: Burbank
Project #: CA22_020022_011

Summary

Time	< 15	15 - 19	20 - 24	25 - 29	30 - 34	35 - 39	40 - 44	45 - 49	50 - 54	55 - 59	60 - 64	65 - 69	70 +	Total
00:00 AM	0	0	0	1	0	0	0	0	0	0	0	0	0	1
00:15	0	0	0	0	1	0	0	0	0	0	0	0	0	1
00:30	0	0	1	1	0	0	0	0	0	0	0	0	0	2
00:45	0	0	0	0	0	0	0	0	0	0	0	0	0	0
01:00	0	1	0	0	0	0	0	0	0	0	0	0	0	1
01:15	0	0	0	0	0	0	0	0	0	0	0	0	0	0
01:30	0	0	0	1	0	0	0	0	0	0	0	0	0	1
01:45	0	0	0	0	0	0	0	0	0	0	0	0	0	0
02:00	0	0	1	1	0	0	0	0	0	0	0	0	0	2
02:15	0	0	0	1	0	0	0	0	0	0	0	0	0	1
02:30	0	0	0	0	0	0	0	0	0	0	0	0	0	0
02:45	0	0	1	0	0	0	0	0	0	0	0	0	0	1
03:00	0	0	0	0	0	0	0	0	0	0	0	0	0	0
03:15	0	0	0	0	0	0	0	0	0	0	0	0	0	0
03:30	0	0	0	0	0	0	0	0	0	0	0	0	0	0
03:45	0	0	0	0	0	0	0	0	0	0	0	0	0	0
04:00	0	0	0	0	0	0	0	0	0	0	0	0	0	0
04:15	0	0	0	0	0	0	0	0	0	0	0	0	0	0
04:30	0	0	0	0	0	0	0	0	0	0	0	0	0	0
04:45	0	0	0	1	0	0	0	0	0	0	0	0	0	1
05:00	0	0	0	0	0	0	0	0	0	0	0	0	0	0
05:15	1	0	0	0	0	0	0	0	0	0	0	0	0	1
05:30	0	0	0	0	0	0	0	0	0	0	0	0	0	0
05:45	0	0	0	0	1	0	0	0	0	0	0	0	0	1
06:00	1	0	0	0	0	0	0	0	0	0	0	0	0	1
06:15	0	0	1	1	0	0	0	0	0	0	0	0	0	2
06:30	0	1	0	1	0	0	0	0	0	0	0	0	0	2
06:45	0	1	1	3	0	0	0	0	0	0	0	0	0	5
07:00	2	0	1	1	1	0	0	0	0	0	0	0	0	5
07:15	1	0	0	2	1	0	0	0	0	0	0	0	0	4
07:30	3	2	7	4	0	0	0	0	0	0	0	0	0	16
07:45	0	4	13	12	3	0	0	0	0	0	0	0	0	32
08:00	2	1	7	2	1	0	0	0	0	0	0	0	0	13
08:15	1	2	1	4	0	0	0	0	0	0	0	0	0	8
08:30	1	3	7	1	0	0	0	0	0	0	0	0	0	12
08:45	0	0	1	2	0	0	0	0	0	0	0	0	0	3
09:00	2	1	5	0	0	0	0	0	0	0	0	0	0	8
09:15	1	0	1	4	1	0	0	0	0	0	0	0	0	7
09:30	0	0	2	1	0	0	0	0	0	0	0	0	0	3
09:45	0	3	1	1	0	0	0	0	0	0	0	0	0	5
10:00	0	1	0	1	0	0	0	0	0	0	0	0	0	2
10:15	0	1	1	5	0	0	0	0	0	0	0	0	0	7
10:30	0	2	2	5	1	0	0	0	0	0	0	0	0	10
10:45	2	2	4	2	0	0	0	0	0	0	0	0	0	10
11:00	2	1	1	2	2	0	0	0	0	0	0	0	0	8
11:15	0	0	2	6	1	0	0	0	0	0	0	0	0	9
11:30	1	0	2	3	1	0	0	0	0	0	0	0	0	7
11:45	0	1	4	2	1	0	0	0	0	0	0	0	0	8
12:00 PM	1	1	8	5	1	0	0	0	0	0	0	0	0	16
12:15	0	1	3	6	2	0	0	0	0	0	0	0	0	12
12:30	3	5	6	4	1	0	0	0	0	0	0	0	0	19
12:45	0	0	3	2	0	2	0	0	0	0	0	0	0	7
13:00	0	0	1	4	0	0	0	0	0	0	0	0	0	5
13:15	0	1	0	7	2	0	0	0	0	0	0	0	0	10
13:30	4	2	4	2	0	0	0	0	0	0	0	0	0	12
13:45	3	1	6	1	0	0	0	0	0	0	0	0	0	11
14:00	2	2	5	1	1	1	0	0	0	0	0	0	0	12
14:15	1	1	2	4	2	1	0	0	0	0	0	0	0	11
14:30	0	4	4	5	2	0	0	0	0	0	0	0	0	15
14:45	1	5	3	4	1	0	0	0	0	0	0	0	0	14
15:00	1	1	9	12	3	1	0	0	0	0	0	0	0	27
15:15	2	4	10	8	0	0	0	0	0	0	0	0	0	24
15:30	4	0	1	3	2	0	0	0	0	0	0	0	0	10
15:45	2	9	6	4	2	0	0	0	0	0	0	0	0	23
16:00	0	2	5	1	0	0	0	0	0	0	0	0	0	8
16:15	3	0	4	2	1	0	0	0	0	0	0	0	0	10
16:30	1	1	7	5	0	0	0	0	0	0	0	0	0	14
16:45	3	8	2	0	0	0	0	0	0	0	0	0	0	13
17:00	3	1	8	3	1	0	0	0	0	0	0	0	0	16
17:15	1	3	5	8	1	0	0	0	0	0	0	0	0	18
17:30	0	3	4	7	1	0	0	0	0	0	0	0	0	15
17:45	2	2	4	7	1	0	0	0	0	0	0	0	0	16
18:00	1	1	4	4	3	0	0	0	0	0	0	0	0	13
18:15	3	0	3	5	1	0	0	0	0	0	0	0	0	12
18:30	0	1	5	1	1	0	0	0	0	0	0	0	0	8
18:45	3	2	3	0	1	0	0	0	0	0	0	0	0	9
19:00	1	5	4	1	1	0	0	0	0	0	0	0	0	12
19:15	0	0	2	2	1	0	0	0	0	0	0	0	0	5
19:30	0	0	1	2	2	0	0	0	0	0	0	0	0	5
19:45	0	0	3	1	1	0	0	0	0	0	0	0	0	5
20:00	0	1	1	0	0	0	0	0	0	0	0	0	0	2
20:15	1	1	2	3	2	0	0	0	0	0	0	0	0	9
20:30	0	1	0	0	0	0	0	0	0	0	0	0	0	1
20:45	1	0	1	1	0	0	0	0	0	0	0	0	0	3
21:00	0	3	2	1	1	0	0	0	0	0	0	0	0	7
21:15	0	0	0	2	0	0	0	0	0	0	0	0	0	2
21:30	0	2	1	2	0	0	0	0	0	0	0	0	0	5
21:45	0	0	1	0	1	0	0	0	0	0	0	0	0	2
22:00	0	0	1	1	0	0	0	0	0	0	0	0	0	2
22:15	1	0	0	0	0	0	0	0	0	0	0	0	0	1
22:30	0	0	0	0	0	0	0	0	0	0	0	0	0	0
22:45	0	1	1	1	0	0	0	0	0	0	0	0	0	3
23:00	1	0	1	1	0	0	0	0	0	0	0	0	0	3
23:15	0	0	0	0	0	0	0	0	0	0	0	0	0	0
23:30	0	0	2	0	0	0	0	0	0	0	0	0	0	2
23:45	0	0	1	1	0	0	0	0	0	0	0	0	0	2
Totals	69	102	215	205	54	5								651
% of Totals	11%	16%	33%	31%	8%	1%								100%

AM Volumes	20	27	67	71	15	0	0	0	0	0	0	0	0	200
% AM	3%	4%	10%	11%	2%									31%
AM Peak Hour	06:45	07:45	07:30	07:30	07:00									07:30
Volume	6	10	28	22	5									69
PM Volumes	49	75	148	134	39	5	0	0	0	0	0	0	0	451
% PM	8%	12%	23%	21%	6%	1%								69%
PM Peak Hour	13:30	15:15	14:30	14:30	14:15	12:00								15:00
Volume	10	15	26	29	8	2								84

Directional Peak Periods	AM 7-9			NOON 12-2			PM 4-6			Off Peak Volumes		
All Classes	Volume	⟷	%	Volume	⟷	%	Volume	⟷	%	Volume	⟷	%
	93		14%	92		14%	110		17%	356		55%

Street Name	Direction	Percentiles					
		15th	50th	Average	85th	95th	ADT
S Parish Pl	Summary	16	24	23	29	32	651

Prepared by National Data & Surveying Services

SPEED

S Parish Pl Bet. W Olive Ave & W Oak St

Day: Wednesday
Date: 1/19/2022

City: Burbank
Project #: CA22_020022_011n

North Bound

Time	< 15	15 - 19	20 - 24	25 - 29	30 - 34	35 - 39	40 - 44	45 - 49	50 - 54	55 - 59	60 - 64	65 - 69	70 +	Total
00:00 AM	0	0	0	0	1	0	0	0	0	0	0	0	0	1
01:00	0	1	0	0	0	0	0	0	0	0	0	0	0	1
02:00	0	0	0	0	0	0	0	0	0	0	0	0	0	0
03:00	0	0	0	0	0	0	0	0	0	0	0	0	0	0
04:00	0	0	0	0	0	0	0	0	0	0	0	0	0	0
05:00	0	0	0	0	1	0	0	0	0	0	0	0	0	1
06:00	1	1	1	3	0	0	0	0	0	0	0	0	0	6
07:00	3	2	12	12	2	0	0	0	0	0	0	0	0	31
08:00	1	3	8	3	1	0	0	0	0	0	0	0	0	16
09:00	1	1	2	2	1	0	0	0	0	0	0	0	0	7
10:00	1	4	4	3	1	0	0	0	0	0	0	0	0	13
11:00	3	0	3	4	1	0	0	0	0	0	0	0	0	11
12:00 PM	3	3	14	7	1	0	0	0	0	0	0	0	0	28
13:00	7	3	8	9	1	0	0	0	0	0	0	0	0	28
14:00	0	4	7	5	5	1	0	0	0	0	0	0	0	22
15:00	3	6	18	9	5	1	0	0	0	0	0	0	0	42
16:00	3	3	11	4	1	0	0	0	0	0	0	0	0	22
17:00	4	8	9	15	0	0	0	0	0	0	0	0	0	36
18:00	3	3	9	5	1	0	0	0	0	0	0	0	0	21
19:00	1	0	6	3	1	0	0	0	0	0	0	0	0	11
20:00	0	2	3	2	2	0	0	0	0	0	0	0	0	9
21:00	0	3	1	3	0	0	0	0	0	0	0	0	0	7
22:00	0	0	0	1	0	0	0	0	0	0	0	0	0	1
23:00	1	0	1	0	0	0	0	0	0	0	0	0	0	2
Totals	35	47	117	90	25	2								316
% of Totals	11%	15%	37%	28%	8%	1%								100%

AM Volumes	10	12	30	27	8	0	0	0	0	0	0	0	0	87
% AM	3%	4%	9%	9%	3%									28%
AM Peak Hour	07:00	10:00	07:00	07:00	07:00									07:00
Volume	3	4	12	12	2									31
PM Volumes	25	35	87	63	17	2	0	0	0	0	0	0	0	229
% PM	8%	11%	28%	20%	5%	1%								72%
PM Peak Hour	13:00	17:00	15:00	17:00	14:00	14:00								15:00
Volume	7	8	18	15	5	1								42

Directional Peak Periods	AM 7-9			NOON 12-2			PM 4-6			Off Peak Volumes		
All Speeds	Volume		%	Volume		%	Volume		%	Volume		%
	47	↔	15%	56	↔	18%	58	↔	18%	155	↔	49%

Street Name	Direction	Percentiles					
		15th	50th	Average	85th	95th	ADT
S Parish Pl	North Bound	16	23	23	29	32	316
S Parish Pl	South Bound	16	24	23	29	33	335

Prepared by National Data & Surveying Services

SPEED

S Parish Pl Bet. W Olive Ave & W Oak St

Day: Wednesday
Date: 1/19/2022

City: Burbank
Project #: CA22_020022_011s

South Bound

Time	< 15	15 - 19	20 - 24	25 - 29	30 - 34	35 - 39	40 - 44	45 - 49	50 - 54	55 - 59	60 - 64	65 - 69	70 +	Total
00:00 AM	0	0	1	2	0	0	0	0	0	0	0	0	0	3
01:00	0	0	0	1	0	0	0	0	0	0	0	0	0	1
02:00	0	0	2	2	0	0	0	0	0	0	0	0	0	4
03:00	0	0	0	0	0	0	0	0	0	0	0	0	0	0
04:00	0	0	0	1	0	0	0	0	0	0	0	0	0	1
05:00	1	0	0	0	0	0	0	0	0	0	0	0	0	1
06:00	0	1	1	2	0	0	0	0	0	0	0	0	0	4
07:00	3	4	9	7	3	0	0	0	0	0	0	0	0	26
08:00	3	3	8	6	0	0	0	0	0	0	0	0	0	20
09:00	2	3	7	4	0	0	0	0	0	0	0	0	0	16
10:00	1	2	3	10	0	0	0	0	0	0	0	0	0	16
11:00	0	2	6	9	4	0	0	0	0	0	0	0	0	21
12:00 PM	1	4	6	10	3	2	0	0	0	0	0	0	0	26
13:00	0	1	3	5	1	0	0	0	0	0	0	0	0	10
14:00	4	8	7	9	1	1	0	0	0	0	0	0	0	30
15:00	6	8	8	18	2	0	0	0	0	0	0	0	0	42
16:00	4	8	7	4	0	0	0	0	0	0	0	0	0	23
17:00	2	1	12	10	4	0	0	0	0	0	0	0	0	29
18:00	4	1	6	5	5	0	0	0	0	0	0	0	0	21
19:00	0	5	4	3	4	0	0	0	0	0	0	0	0	16
20:00	2	1	1	2	0	0	0	0	0	0	0	0	0	6
21:00	0	2	3	2	2	0	0	0	0	0	0	0	0	9
22:00	1	1	2	1	0	0	0	0	0	0	0	0	0	5
23:00	0	0	3	2	0	0	0	0	0	0	0	0	0	5
Totals	34	55	99	115	29	3								335
% of Totals	10%	16%	30%	34%	9%	1%								100%

AM Volumes	10	15	37	44	7	0	0	0	0	0	0	0	0	113
% AM	3%	4%	11%	13%	2%									34%
AM Peak Hour	07:00	07:00	07:00	10:00	11:00									07:00
Volume	3	4	9	10	4									26
PM Volumes	24	40	62	71	22	3	0	0	0	0	0	0	0	222
% PM	7%	12%	19%	21%	7%	1%								66%
PM Peak Hour	15:00	14:00	17:00	15:00	18:00	12:00								15:00
Volume	6	8	12	18	5	2								42

Directional Peak Periods	AM 7-9			NOON 12-2			PM 4-6			Off Peak Volumes		
All Speeds	Volume		%	Volume		%	Volume		%	Volume		%
	46	↔	14%	36	↔	11%	52	↔	16%	201	↔	60%

Street Name	Direction	Percentiles					
		15th	50th	Average	85th	95th	ADT
S Parish Pl	North Bound	16	23	23	29	32	316
S Parish Pl	South Bound	16	24	23	29	33	335

Prepared by National Data & Surveying Services

SPEED

S Parish Pl Bet. W Olive Ave & W Oak St

Day: Wednesday
Date: 1/19/2022

City: Burbank
Project #: CA22_020022_011

Summary

Time	< 15	15 - 19	20 - 24	25 - 29	30 - 34	35 - 39	40 - 44	45 - 49	50 - 54	55 - 59	60 - 64	65 - 69	70 +	Total
00:00 AM	0	0	1	2	1	0	0	0	0	0	0	0	0	4
01:00	0	1	0	1	0	0	0	0	0	0	0	0	0	2
02:00	0	0	2	2	0	0	0	0	0	0	0	0	0	4
03:00	0	0	0	0	0	0	0	0	0	0	0	0	0	0
04:00	0	0	0	1	0	0	0	0	0	0	0	0	0	1
05:00	1	0	0	0	1	0	0	0	0	0	0	0	0	2
06:00	1	2	2	5	0	0	0	0	0	0	0	0	0	10
07:00	6	6	21	19	5	0	0	0	0	0	0	0	0	57
08:00	4	6	16	9	1	0	0	0	0	0	0	0	0	36
09:00	3	4	9	6	1	0	0	0	0	0	0	0	0	23
10:00	2	6	7	13	1	0	0	0	0	0	0	0	0	29
11:00	3	2	9	13	5	0	0	0	0	0	0	0	0	32
12:00 PM	4	7	20	17	4	2	0	0	0	0	0	0	0	54
13:00	7	4	11	14	2	0	0	0	0	0	0	0	0	38
14:00	4	12	14	14	6	2	0	0	0	0	0	0	0	52
15:00	9	14	26	27	7	1	0	0	0	0	0	0	0	84
16:00	7	11	18	8	1	0	0	0	0	0	0	0	0	45
17:00	6	9	21	25	4	0	0	0	0	0	0	0	0	65
18:00	7	4	15	10	6	0	0	0	0	0	0	0	0	42
19:00	1	5	10	6	5	0	0	0	0	0	0	0	0	27
20:00	2	3	4	4	2	0	0	0	0	0	0	0	0	15
21:00	0	5	4	5	2	0	0	0	0	0	0	0	0	16
22:00	1	1	2	2	0	0	0	0	0	0	0	0	0	6
23:00	1	0	4	2	0	0	0	0	0	0	0	0	0	7
Totals	69	102	216	205	54	5								651
% of Totals	11%	16%	33%	31%	8%	1%								100%

AM Volumes	20	27	67	71	15	0	0	0	0	0	0	0	0	200
% AM	3%	4%	10%	11%	2%									31%
AM Peak Hour	07:00	07:00	07:00	07:00	07:00									07:00
Volume	6	6	21	19	5									57
PM Volumes	49	75	149	134	39	5	0	0	0	0	0	0	0	451
% PM	8%	12%	23%	21%	6%	1%								69%
PM Peak Hour	15:00	15:00	15:00	15:00	15:00	12:00								15:00
Volume	9	14	26	27	7	2								84

Directional Peak Periods	AM 7-9			NOON 12-2			PM 4-6			Off Peak Volumes		
All Speeds	Volume		%	Volume		%	Volume		%	Volume		%
	93	↔	14%	92	↔	14%	110	↔	17%	356	↔	55%

Street Name	Direction	Percentiles					
		15th	50th	Average	85th	95th	ADT
S Parish Pl	Summary	16	24	23	29	32	651

Prepared by NDS/ATD

Prepared by National Data & Surveying Services

VOLUME

S Parish Pl Bet. W Olive Ave & W Oak St

Day: Wednesday
Date: 1/19/2022

City: Burbank
Project #: CA22_020022_011

DAILY TOTALS	NB	SB	EB	WB	Total
	316	335	0	0	651

AM Period	NB		SB		EB	WB	TOTAL		PM Period	NB		SB		EB	WB	TOTAL	
00:00	0		1		0	0	1		12:00	8		8		0	0	16	
00:15	1		0		0	0	1		12:15	5		7		0	0	12	
00:30	0		2		0	0	2		12:30	11		8		0	0	19	
00:45	0	1	0	3	0	0		4	12:45	4	28	3	26	0	0	7	54
01:00	1		0		0	0	1		13:00	3		2		0	0	5	
01:15	0		0		0	0			13:15	7		3		0	0	10	
01:30	0		1		0	0	1		13:30	8		4		0	0	12	
01:45	0	1	0	1	0	0		2	13:45	10	28	1	10	0	0	11	38
02:00	0		2		0	0	2		14:00	6		6		0	0	12	
02:15	0		1		0	0	1		14:15	4		7		0	0	11	
02:30	0		0		0	0			14:30	7		8		0	0	15	
02:45	0		1	4	0	0	1	4	14:45	5	22	9	30	0	0	14	52
03:00	0		0		0	0			15:00	15		12		0	0	27	
03:15	0		0		0	0			15:15	10		14		0	0	24	
03:30	0		0		0	0			15:30	5		5		0	0	10	
03:45	0		0		0	0			15:45	12	42	11	42	0	0	23	84
04:00	0		0		0	0			16:00	5		3		0	0	8	
04:15	0		0		0	0			16:15	7		3		0	0	10	
04:30	0		0		0	0			16:30	7		7		0	0	14	
04:45	0		1	1	0	0	1	1	16:45	3	22	10	23	0	0	13	45
05:00	0		0		0	0			17:00	9		7		0	0	16	
05:15	0		1		0	0	1		17:15	9		9		0	0	18	
05:30	0		0		0	0			17:30	8		7		0	0	15	
05:45	1	1	0	1	0	0	1	2	17:45	10	36	6	29	0	0	16	65
06:00	1		0		0	0	1		18:00	4		9		0	0	13	
06:15	1		1		0	0	2		18:15	6		6		0	0	12	
06:30	0		2		0	0	2		18:30	6		2		0	0	8	
06:45	4	6	1	4	0	0	5	10	18:45	5	21	4	21	0	0	9	42
07:00	1		4		0	0	5		19:00	3		9		0	0	12	
07:15	1		3		0	0	4		19:15	3		2		0	0	5	
07:30	10		6		0	0	16		19:30	4		1		0	0	5	
07:45	19	31	13	26	0	0	32	57	19:45	1	11	4	16	0	0	5	27
08:00	8		5		0	0	13		20:00	2		0		0	0	2	
08:15	5		3		0	0	8		20:15	6		3		0	0	9	
08:30	2		10		0	0	12		20:30	0		1		0	0	1	
08:45	1	16	2	20	0	0	3	36	20:45	1	9	2	6	0	0	3	15
09:00	3		5		0	0	8		21:00	3		4		0	0	7	
09:15	3		4		0	0	7		21:15	2		0		0	0	2	
09:30	1		2		0	0	3		21:30	2		3		0	0	5	
09:45	0	7	5	16	0	0	5	23	21:45	0	7	2	9	0	0	2	16
10:00	1		1		0	0	2		22:00	1		1		0	0	2	
10:15	3		4		0	0	7		22:15	0		1		0	0	1	
10:30	4		6		0	0	10		22:30	0		0		0	0		
10:45	5	13	5	16	0	0	10	29	22:45	0	1	3	5	0	0	3	6
11:00	3		5		0	0	8		23:00	1		2		0	0	3	
11:15	3		6		0	0	9		23:15	0		0		0	0		
11:30	2		5		0	0	7		23:30	1		1		0	0	2	
11:45	3	11	5	21	0	0	8	32	23:45	0	2	2	5	0	0	2	7
TOTALS		87		113				200	TOTALS		229		222				451
SPLIT %		43.5%		56.5%				30.7%	SPLIT %		50.8%		49.2%				69.3%

DAILY TOTALS	NB	SB	EB	WB	Total
	316	335	0	0	651

AM Peak Hour	07:30	07:45			07:30	PM Peak Hour	15:00	14:30			15:00
AM Pk Volume	42	31			69	PM Pk Volume	42	43			84
Pk Hr Factor	0.553	0.596			0.539	Pk Hr Factor	0.700	0.768			0.778
7 - 9 Volume	47	46	0	0	93	4 - 6 Volume	58	52	0	0	110
7 - 9 Peak Hour	07:30	07:45			07:30	4 - 6 Peak Hour	17:00	16:30			17:00
7 - 9 Pk Volume	42	31	0	0	69	4 - 6 Pk Volume	36	33	0	0	65
Pk Hr Factor	0.553	0.596	0.000	0.000	0.539	Pk Hr Factor	0.900	0.825	0.000	0.000	0.903

Prepared by NDS/ATD

Project #: CA22_020022_011 **City:** Burbank

Location: S Parish Pl Bet. W Olive Ave & W Oak St **Date:** 1/19/2022

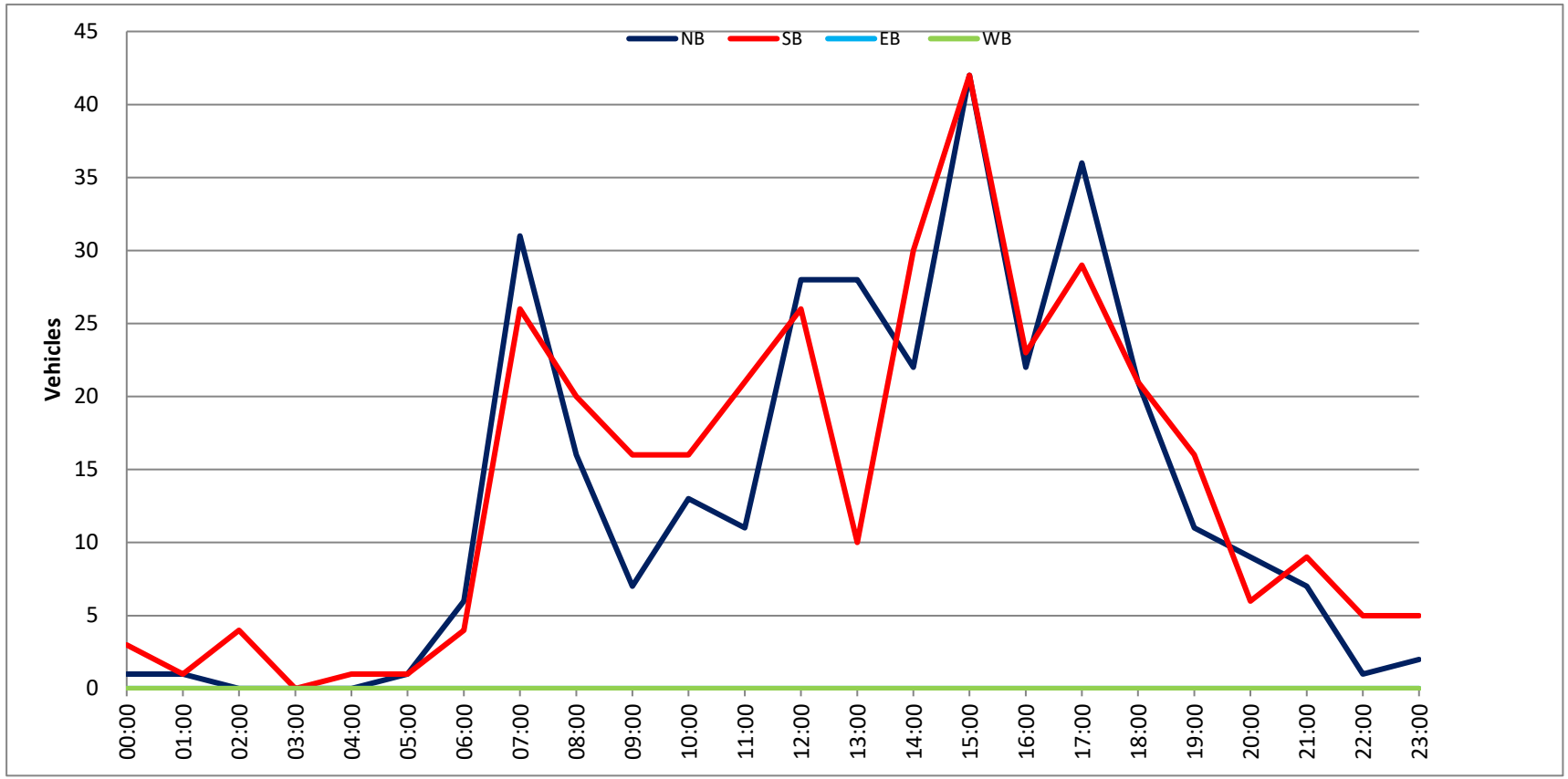

Prepared by National Data & Surveying Services

SPEED

S Parish Pl Bet. W Olive Ave & W Oak St

Day: Thursday
Date: 1/20/2022

City: Burbank
Project #: CA22_020022_011n

North Bound

Time	< 15	15 - 19	20 - 24	25 - 29	30 - 34	35 - 39	40 - 44	45 - 49	50 - 54	55 - 59	60 - 64	65 - 69	70 +	Total
00:00 AM	0	0	0	0	0	0	0	0	0	0	0	0	0	0
00:15	0	0	0	1	0	0	0	0	0	0	0	0	0	1
00:30	1	0	0	0	0	0	0	0	0	0	0	0	0	1
00:45	0	0	0	0	0	0	0	0	0	0	0	0	0	0
01:00	0	0	0	0	0	0	0	0	0	0	0	0	0	0
01:15	0	0	0	0	0	0	0	0	0	0	0	0	0	0
01:30	0	0	0	0	0	0	0	0	0	0	0	0	0	0
01:45	0	0	0	0	0	0	0	0	0	0	0	0	0	0
02:00	0	0	0	0	0	0	0	0	0	0	0	0	0	0
02:15	0	0	0	0	0	0	0	0	0	0	0	0	0	0
02:30	0	0	0	0	0	0	0	0	0	0	0	0	0	0
02:45	0	0	0	0	0	0	0	0	0	0	0	0	0	0
03:00	0	0	0	0	0	0	0	0	0	0	0	0	0	0
03:15	0	0	0	0	0	0	0	0	0	0	0	0	0	0
03:30	0	0	0	0	0	0	0	0	0	0	0	0	0	0
03:45	0	0	0	0	0	0	0	0	0	0	0	0	0	0
04:00	0	0	0	0	0	0	0	0	0	0	0	0	0	0
04:15	0	0	0	0	0	0	0	0	0	0	0	0	0	0
04:30	0	0	0	0	0	0	0	0	0	0	0	0	0	0
04:45	0	0	1	1	0	0	0	0	0	0	0	0	0	2
05:00	0	0	0	0	0	0	0	0	0	0	0	0	0	0
05:15	0	1	0	0	0	0	0	0	0	0	0	0	0	1
05:30	0	0	0	0	0	0	0	0	0	0	0	0	0	0
05:45	0	1	0	0	0	0	0	0	0	0	0	0	0	1
06:00	0	0	1	0	0	0	0	0	0	0	0	0	0	1
06:15	0	0	1	0	0	0	0	0	0	0	0	0	0	1
06:30	0	0	1	1	0	0	0	0	0	0	0	0	0	2
06:45	0	0	1	0	1	0	0	0	0	0	0	0	0	2
07:00	0	1	3	1	0	0	0	0	0	0	0	0	0	5
07:15	0	0	1	1	0	0	0	0	0	0	0	0	0	2
07:30	1	5	2	2	1	0	0	0	0	0	0	0	0	11
07:45	0	2	3	6	0	1	0	0	0	0	0	0	0	12
08:00	1	1	0	1	1	0	0	0	0	0	0	0	0	4
08:15	2	0	0	0	0	0	0	0	0	0	0	0	0	2
08:30	1	0	1	1	1	0	0	0	0	0	0	0	0	4
08:45	0	1	0	0	0	0	0	0	0	0	0	0	0	1
09:00	1	1	1	0	0	0	0	0	0	0	0	0	0	3
09:15	0	0	2	2	0	0	0	0	0	0	0	0	0	4
09:30	0	0	2	1	2	0	0	0	0	0	0	0	0	5
09:45	0	0	2	0	0	0	0	0	0	0	0	0	0	2
10:00	0	0	2	2	1	0	0	0	0	0	0	0	0	5
10:15	0	1	1	0	0	0	0	0	0	0	0	0	0	2
10:30	1	0	0	1	1	0	0	0	0	0	0	0	0	3
10:45	0	1	3	0	2	0	0	0	0	0	0	0	0	6
11:00	2	1	4	0	0	0	0	0	0	0	0	0	0	7
11:15	0	1	4	2	0	0	0	0	0	0	0	0	0	7
11:30	0	1	1	2	0	0	0	0	0	0	0	0	0	4
11:45	0	1	1	2	0	0	0	0	0	0	0	0	0	4
12:00 PM	1	0	5	2	2	0	0	0	0	0	0	0	0	10
12:15	0	0	3	1	0	1	0	0	0	0	0	0	0	5
12:30	1	0	0	3	0	0	0	0	0	0	0	0	0	4
12:45	0	1	0	2	0	0	0	0	0	0	0	0	0	3
13:00	0	0	1	0	0	1	0	0	0	0	0	0	0	2
13:15	0	1	2	0	0	0	0	0	0	0	0	0	0	3
13:30	1	1	0	0	0	0	0	0	0	0	0	0	0	2
13:45	0	1	1	2	0	0	0	0	0	0	0	0	0	4
14:00	0	0	3	1	1	1	0	0	0	0	0	0	0	6
14:15	1	3	2	1	1	0	0	0	0	0	0	0	0	8
14:30	0	1	2	0	0	0	0	0	0	0	0	0	0	3
14:45	1	1	2	2	1	0	0	0	0	0	0	0	0	7
15:00	1	4	6	4	1	0	0	0	0	0	0	0	0	16
15:15	0	4	1	5	0	0	0	0	0	0	0	0	0	10
15:30	0	1	1	2	0	0	0	0	0	0	0	0	0	4
15:45	1	3	1	1	1	0	0	0	0	0	0	0	0	7
16:00	0	1	1	0	0	0	0	0	0	0	0	0	0	2
16:15	0	0	4	1	0	0	0	0	0	0	0	0	0	5
16:30	1	1	0	2	0	0	0	0	0	0	0	0	0	4
16:45	1	3	0	1	0	0	0	0	0	0	0	0	0	5
17:00	0	0	3	0	0	0	0	0	0	0	0	0	0	3
17:15	1	0	2	2	0	0	0	0	0	0	0	0	0	5
17:30	0	0	5	2	0	0	0	0	0	0	0	0	0	7
17:45	0	0	2	3	3	0	0	0	0	0	0	0	0	8
18:00	0	0	0	1	0	0	0	0	0	0	0	0	0	1
18:15	0	1	1	1	1	0	0	0	0	0	0	0	0	4
18:30	1	0	3	1	0	1	0	0	0	0	0	0	0	6
18:45	0	0	1	0	0	0	0	0	0	0	0	0	0	1
19:00	0	0	1	3	0	0	0	0	0	0	0	0	0	4
19:15	0	0	0	2	0	0	0	0	0	0	0	0	0	2
19:30	0	0	0	1	0	0	0	0	0	0	0	0	0	1
19:45	0	1	0	1	0	0	0	0	0	0	0	0	0	2
20:00	0	0	0	1	0	0	0	0	0	0	0	0	0	1
20:15	0	2	0	1	0	0	0	0	0	0	0	0	0	3
20:30	0	0	0	0	0	0	0	0	0	0	0	0	0	0
20:45	0	0	0	0	0	0	0	0	0	0	0	0	0	0
21:00	0	0	1	0	0	0	0	0	0	0	0	0	0	1
21:15	0	0	1	0	0	0	0	0	0	0	0	0	0	1
21:30	0	0	1	0	0	0	0	0	0	0	0	0	0	1
21:45	0	0	0	0	0	0	0	0	0	0	0	0	0	0
22:00	0	1	1	1	0	0	0	0	0	0	0	0	0	3
22:15	0	0	1	0	0	0	0	0	0	0	0	0	0	1
22:30	0	1	0	0	0	0	0	0	0	0	0	0	0	1
22:45	0	0	0	0	0	0	0	0	0	0	0	0	0	0
23:00	0	0	0	0	0	0	0	0	0	0	0	0	0	0
23:15	0	0	0	0	0	0	0	0	0	0	0	0	0	0
23:30	0	0	0	0	0	0	0	0	0	0	0	0	0	0
23:45	0	0	0	0	0	0	0	0	0	0	0	0	0	0
Totals	21	51	96	77	21	5								271
% of Totals	8%	19%	35%	28%	8%	2%								100%

AM Volumes	10	19	38	27	10	1	0	0	0	0	0	0	0	105
% AM	4%	7%	14%	10%	4%	0%								39%
AM Peak Hour	07:30	07:00	10:45	07:00	10:00	07:00								07:00
Volume	4	8	12	10	4	1								30
PM Volumes	11	32	58	50	11	4	0	0	0	0	0	0	0	166
% PM	4%	12%	21%	18%	4%	1%								61%
PM Peak Hour	14:15	15:00	14:15	14:45	17:30	12:15								14:45
Volume	3	12	12	13	4	2								37

Directional Peak Periods	AM 7-9			NOON 12-2			PM 4-6			Off Peak Volumes		
All Classes	Volume	↔	%	Volume	↔	%	Volume	↔	%	Volume	↔	%
	41	↔	15%	33	↔	12%	39	↔	14%	158	↔	58%

Street Name	Direction	Percentiles					
		15th	50th	Average	85th	95th	ADT
S Parish Pl	North Bound	17	23	23	29	33	271
S Parish Pl	South Bound	16	22	22	28	32	300

Prepared by National Data & Surveying Services

SPEED

S Parish Pl Bet. W Olive Ave & W Oak St

Day: Thursday
Date: 1/20/2022

City: Burbank
Project #: CA22_020022_011s

South Bound

Time	< 15	15 - 19	20 - 24	25 - 29	30 - 34	35 - 39	40 - 44	45 - 49	50 - 54	55 - 59	60 - 64	65 - 69	70 +	Total
00:00 AM	0	0	0	0	0	0	0	0	0	0	0	0	0	0
00:15	0	0	0	0	0	0	0	0	0	0	0	0	0	0
00:30	1	0	0	0	0	0	0	0	0	0	0	0	0	1
00:45	0	0	0	0	0	0	0	0	0	0	0	0	0	0
01:00	0	0	1	0	0	0	0	0	0	0	0	0	0	1
01:15	0	0	1	0	0	0	0	0	0	0	0	0	0	1
01:30	0	0	0	0	0	0	0	0	0	0	0	0	0	0
01:45	0	0	0	0	0	0	0	0	0	0	0	0	0	0
02:00	0	0	0	0	0	0	0	0	0	0	0	0	0	0
02:15	0	0	0	0	0	0	0	0	0	0	0	0	0	0
02:30	0	0	0	0	0	0	0	0	0	0	0	0	0	0
02:45	0	0	0	0	0	0	0	0	0	0	0	0	0	0
03:00	0	0	0	0	0	0	0	0	0	0	0	0	0	0
03:15	0	0	0	0	0	0	0	0	0	0	0	0	0	0
03:30	0	0	0	0	0	0	0	0	0	0	0	0	0	0
03:45	0	0	0	0	0	0	0	0	0	0	0	0	0	0
04:00	0	0	0	0	0	0	0	0	0	0	0	0	0	0
04:15	0	0	0	0	0	0	0	0	0	0	0	0	0	0
04:30	0	0	0	0	0	0	0	0	0	0	0	0	0	0
04:45	0	0	0	0	0	0	0	0	0	0	0	0	0	0
05:00	0	0	0	0	0	0	0	0	0	0	0	0	0	0
05:15	0	0	0	0	0	0	0	0	0	0	0	0	0	0
05:30	0	0	0	0	0	0	0	0	0	0	0	0	0	0
05:45	1	0	1	0	0	0	0	0	0	0	0	0	0	2
06:00	0	0	0	0	0	0	0	0	0	0	0	0	0	0
06:15	0	1	0	0	0	0	0	0	0	0	0	0	0	1
06:30	0	1	0	0	0	0	0	0	0	0	0	0	0	1
06:45	0	0	0	0	0	0	0	0	0	0	0	0	0	0
07:00	0	1	1	0	0	0	0	0	0	0	0	0	0	2
07:15	0	0	1	1	0	0	0	0	0	0	0	0	0	2
07:30	0	0	4	3	0	0	0	0	0	0	0	0	0	7
07:45	2	2	4	5	0	0	0	0	0	0	0	0	0	13
08:00	1	1	2	2	0	0	0	0	0	0	0	0	0	6
08:15	0	1	1	0	0	0	0	0	0	0	0	0	0	2
08:30	1	1	1	1	0	0	0	0	0	0	0	0	0	4
08:45	0	0	4	1	0	0	0	0	0	0	0	0	0	5
09:00	2	1	1	0	0	0	0	0	0	0	0	0	0	4
09:15	0	2	0	0	0	0	0	0	0	0	0	0	0	2
09:30	2	1	3	1	0	0	0	0	0	0	0	0	0	7
09:45	0	1	1	1	1	1	0	0	0	0	0	0	0	5
10:00	0	2	2	1	0	0	0	0	0	0	0	0	0	5
10:15	0	1	1	4	0	0	0	0	0	0	0	0	0	6
10:30	2	4	1	0	0	0	0	0	0	0	0	0	0	7
10:45	0	1	1	1	0	0	0	0	0	0	0	0	0	3
11:00	1	0	2	0	1	0	0	0	0	0	0	0	0	4
11:15	0	3	2	1	0	0	0	0	0	0	0	0	0	6
11:30	0	1	0	1	0	0	0	0	0	0	0	0	0	2
11:45	1	0	1	1	1	0	0	0	0	0	0	0	0	4
12:00 PM	1	1	3	2	0	0	0	0	0	0	0	0	0	7
12:15	1	0	1	0	2	0	0	0	0	0	0	0	0	4
12:30	3	1	2	2	0	0	0	0	0	0	0	0	0	8
12:45	0	1	1	4	0	0	0	0	0	0	0	0	0	6
13:00	1	0	3	0	0	0	0	0	0	0	0	0	0	4
13:15	3	3	1	0	0	0	0	0	0	0	0	0	0	7
13:30	0	0	0	1	0	0	0	0	0	0	0	0	0	1
13:45	0	0	2	2	0	0	0	0	0	0	0	0	0	4
14:00	0	0	1	2	1	0	0	0	0	0	0	0	0	4
14:15	0	3	0	1	0	0	0	0	0	0	0	0	0	4
14:30	0	0	5	4	0	0	0	0	0	0	0	0	0	9
14:45	0	1	4	3	3	0	0	0	0	0	0	0	0	11
15:00	1	3	2	1	0	0	0	0	0	0	0	0	0	7
15:15	1	2	2	2	2	0	0	0	0	0	0	0	0	9
15:30	3	2	1	0	0	0	0	0	0	0	0	0	0	6
15:45	0	1	0	0	0	0	0	0	0	0	0	0	0	1
16:00	1	4	1	2	0	0	0	0	0	0	0	0	0	8
16:15	1	1	7	2	2	0	0	0	0	0	0	0	0	13
16:30	0	2	6	0	1	0	0	0	0	0	0	0	0	9
16:45	0	2	2	0	0	0	0	0	0	0	0	0	0	4
17:00	0	3	2	3	0	0	0	0	0	0	0	0	0	8
17:15	1	0	3	2	0	0	0	0	0	0	0	0	0	6
17:30	2	0	4	3	1	0	0	0	0	0	0	0	0	10
17:45	0	0	1	1	0	0	0	0	0	0	0	0	0	2
18:00	0	1	2	3	0	0	0	0	0	0	0	0	0	6
18:15	0	0	1	0	1	0	0	0	0	0	0	0	0	2
18:30	2	1	3	2	0	0	0	0	0	0	0	0	0	8
18:45	0	2	2	0	0	0	0	0	0	0	0	0	0	4
19:00	0	0	1	1	0	1	0	0	0	0	0	0	0	3
19:15	0	0	1	1	0	0	0	0	0	0	0	0	0	2
19:30	0	1	0	1	0	0	0	0	0	0	0	0	0	2
19:45	1	0	0	1	0	0	0	0	0	0	0	0	0	2
20:00	0	0	2	0	0	0	0	0	0	0	0	0	0	2
20:15	0	0	0	0	0	1	0	0	0	0	0	0	0	1
20:30	0	0	0	0	0	0	0	0	0	0	0	0	0	0
20:45	0	0	0	0	0	0	0	0	0	0	0	0	0	0
21:00	1	0	1	0	1	0	0	0	0	0	0	0	0	3
21:15	0	0	1	2	0	0	0	0	0	0	0	0	0	3
21:30	0	0	1	1	0	0	0	0	0	0	0	0	0	2
21:45	0	0	1	0	0	0	0	0	0	0	0	0	0	1
22:00	0	0	1	1	0	0	0	0	0	0	0	0	0	2
22:15	0	0	0	0	0	0	0	0	0	0	0	0	0	0
22:30	0	0	0	0	0	0	0	0	0	0	0	0	0	0
22:45	0	0	0	0	0	0	0	0	0	0	0	0	0	0
23:00	0	0	0	0	0	0	0	0	0	0	0	0	0	0
23:15	0	0	0	1	0	0	0	0	0	0	0	0	0	1
23:30	0	0	0	0	0	0	0	0	0	0	0	0	0	0
23:45	0	0	0	0	1	0	0	0	0	0	0	0	0	1
Totals	**37**	**60**	**107**	**75**	**18**	**3**								**300**
% of Totals	12%	20%	36%	25%	6%	1%								100%

AM Volumes	14	25	36	24	3	1	0	0	0	0	0	0	0	103
% AM	5%	8%	12%	8%	1%	0%								34%
AM Peak Hour	11:45	09:45	07:15	07:15	11:30	09:00								07:15
Volume	6	8	11	11	3	1								28
PM Volumes	23	35	71	51	15	2	0	0	0	0	0	0	0	197
% PM	8%	12%	24%	17%	5%	1%								66%
PM Peak Hour	12:30	15:15	16:15	14:00	14:30	18:15								14:30
Volume	7	9	17	10	5	1								36

Directional Peak Periods	**AM 7-9**			**NOON 12-2**			**PM 4-6**			**Off Peak Volumes**		
All Classes	Volume	⟷	%	Volume	⟷	%	Volume	⟷	%	Volume	⟷	%
	41		14%	41		14%	60		20%	158		53%

Street Name	Direction	Percentiles					
		15th	50th	Average	85th	95th	ADT
S Parish Pl	North Bound	17	23	23	29	33	271
S Parish Pl	South Bound	16	22	22	28	32	300

Prepared by National Data & Surveying Services

SPEED

S Parish Pl Bet. W Olive Ave & W Oak St

Day: Thursday
Date: 1/20/2022

City: Burbank
Project #: CA22_020022_011

Summary

Time	< 15	15 - 19	20 - 24	25 - 29	30 - 34	35 - 39	40 - 44	45 - 49	50 - 54	55 - 59	60 - 64	65 - 69	70 +	Total
00:00 AM	0	0	0	0	0	0	0	0	0	0	0	0	0	0
00:15	0	0	0	1	0	0	0	0	0	0	0	0	0	1
00:30	2	0	0	0	0	0	0	0	0	0	0	0	0	2
00:45	0	0	0	0	0	0	0	0	0	0	0	0	0	0
01:00	0	0	1	0	0	0	0	0	0	0	0	0	0	1
01:15	0	0	1	0	0	0	0	0	0	0	0	0	0	1
01:30	0	0	0	0	0	0	0	0	0	0	0	0	0	0
01:45	0	0	0	0	0	0	0	0	0	0	0	0	0	0
02:00	0	0	0	0	0	0	0	0	0	0	0	0	0	0
02:15	0	0	0	0	0	0	0	0	0	0	0	0	0	0
02:30	0	0	0	0	0	0	0	0	0	0	0	0	0	0
02:45	0	0	0	0	0	0	0	0	0	0	0	0	0	0
03:00	0	0	0	0	0	0	0	0	0	0	0	0	0	0
03:15	0	0	0	0	0	0	0	0	0	0	0	0	0	0
03:30	0	0	0	0	0	0	0	0	0	0	0	0	0	0
03:45	0	0	0	0	0	0	0	0	0	0	0	0	0	0
04:00	0	0	0	0	0	0	0	0	0	0	0	0	0	0
04:15	0	0	0	0	0	0	0	0	0	0	0	0	0	0
04:30	0	0	0	0	0	0	0	0	0	0	0	0	0	0
04:45	0	0	1	1	0	0	0	0	0	0	0	0	0	2
05:00	0	0	0	0	0	0	0	0	0	0	0	0	0	0
05:15	0	1	0	0	0	0	0	0	0	0	0	0	0	1
05:30	0	0	0	0	0	0	0	0	0	0	0	0	0	0
05:45	1	1	1	0	0	0	0	0	0	0	0	0	0	3
06:00	0	0	1	0	0	0	0	0	0	0	0	0	0	1
06:15	0	1	1	0	0	0	0	0	0	0	0	0	0	2
06:30	0	1	1	1	0	0	0	0	0	0	0	0	0	3
06:45	0	0	1	0	1	0	0	0	0	0	0	0	0	2
07:00	0	2	4	1	0	0	0	0	0	0	0	0	0	7
07:15	0	0	2	2	0	0	0	0	0	0	0	0	0	4
07:30	1	5	6	5	1	0	0	0	0	0	0	0	0	18
07:45	2	4	7	11	0	1	0	0	0	0	0	0	0	25
08:00	2	2	2	3	1	0	0	0	0	0	0	0	0	10
08:15	2	1	1	0	0	0	0	0	0	0	0	0	0	4
08:30	2	1	2	2	1	0	0	0	0	0	0	0	0	8
08:45	0	1	4	1	0	0	0	0	0	0	0	0	0	6
09:00	3	2	2	0	0	0	0	0	0	0	0	0	0	7
09:15	0	2	2	2	0	0	0	0	0	0	0	0	0	6
09:30	2	1	5	2	2	0	0	0	0	0	0	0	0	12
09:45	0	1	3	1	1	1	0	0	0	0	0	0	0	7
10:00	0	2	4	3	1	0	0	0	0	0	0	0	0	10
10:15	0	2	2	4	0	0	0	0	0	0	0	0	0	8
10:30	3	4	1	1	1	0	0	0	0	0	0	0	0	10
10:45	0	2	4	1	2	0	0	0	0	0	0	0	0	9
11:00	3	1	6	0	1	0	0	0	0	0	0	0	0	11
11:15	0	4	6	3	0	0	0	0	0	0	0	0	0	13
11:30	0	2	1	3	0	0	0	0	0	0	0	0	0	6
11:45	1	1	2	3	1	0	0	0	0	0	0	0	0	8
12:00 PM	2	1	8	4	2	0	0	0	0	0	0	0	0	17
12:15	1	0	4	1	2	1	0	0	0	0	0	0	0	9
12:30	4	1	2	5	0	0	0	0	0	0	0	0	0	12
12:45	0	2	1	6	0	0	0	0	0	0	0	0	0	9
13:00	1	0	4	0	0	1	0	0	0	0	0	0	0	6
13:15	3	4	3	0	0	0	0	0	0	0	0	0	0	10
13:30	1	1	0	1	0	0	0	0	0	0	0	0	0	3
13:45	0	1	3	4	0	0	0	0	0	0	0	0	0	8
14:00	0	0	4	3	2	1	0	0	0	0	0	0	0	10
14:15	1	6	2	2	1	0	0	0	0	0	0	0	0	12
14:30	0	1	7	4	0	0	0	0	0	0	0	0	0	12
14:45	1	2	6	5	4	0	0	0	0	0	0	0	0	18
15:00	2	7	8	5	1	0	0	0	0	0	0	0	0	23
15:15	1	6	3	7	2	0	0	0	0	0	0	0	0	19
15:30	3	3	2	2	0	0	0	0	0	0	0	0	0	10
15:45	1	4	1	1	1	0	0	0	0	0	0	0	0	8
16:00	1	5	2	2	0	0	0	0	0	0	0	0	0	10
16:15	1	1	11	3	2	0	0	0	0	0	0	0	0	18
16:30	1	3	6	2	1	0	0	0	0	0	0	0	0	13
16:45	1	5	2	1	0	0	0	0	0	0	0	0	0	9
17:00	0	3	5	3	0	0	0	0	0	0	0	0	0	11
17:15	2	0	5	4	0	0	0	0	0	0	0	0	0	11
17:30	2	0	9	5	1	0	0	0	0	0	0	0	0	17
17:45	0	0	3	4	3	0	0	0	0	0	0	0	0	10
18:00	0	1	2	4	0	0	0	0	0	0	0	0	0	7
18:15	0	1	2	1	2	0	0	0	0	0	0	0	0	6
18:30	3	1	6	3	0	1	0	0	0	0	0	0	0	14
18:45	0	2	3	0	0	0	0	0	0	0	0	0	0	5
19:00	0	0	2	4	0	1	0	0	0	0	0	0	0	7
19:15	0	0	1	3	0	0	0	0	0	0	0	0	0	4
19:30	0	1	0	2	0	0	0	0	0	0	0	0	0	3
19:45	1	1	0	2	0	0	0	0	0	0	0	0	0	4
20:00	0	0	2	1	0	0	0	0	0	0	0	0	0	3
20:15	0	2	0	1	0	1	0	0	0	0	0	0	0	4
20:30	0	0	0	0	0	0	0	0	0	0	0	0	0	0
20:45	0	0	0	0	0	0	0	0	0	0	0	0	0	0
21:00	1	0	2	0	1	0	0	0	0	0	0	0	0	4
21:15	0	0	2	2	0	0	0	0	0	0	0	0	0	4
21:30	0	0	2	1	0	0	0	0	0	0	0	0	0	3
21:45	0	0	1	0	0	0	0	0	0	0	0	0	0	1
22:00	0	1	2	2	0	0	0	0	0	0	0	0	0	5
22:15	0	0	1	0	0	0	0	0	0	0	0	0	0	1
22:30	0	1	0	0	0	0	0	0	0	0	0	0	0	1
22:45	0	0	0	0	0	0	0	0	0	0	0	0	0	0
23:00	0	0	0	0	0	0	0	0	0	0	0	0	0	0
23:15	0	0	0	1	0	0	0	0	0	0	0	0	0	1
23:30	0	0	0	0	0	0	0	0	0	0	0	0	0	0
23:45	0	0	0	0	1	0	0	0	0	0	0	0	0	1
Totals	**58**	**111**	**203**	**152**	**39**	**8**								**571**
% of Totals	10%	19%	36%	27%	7%	1%								100%

AM Volumes	24	44	74	51	13	2	0	0	0	0	0	0	0	208
% AM	4%	8%	13%	9%	2%	0%								36%
AM Peak Hour	07:45	07:30	07:00	07:15	11:30	07:00								07:15
Volume	8	12	19	21	5	1								57
PM Volumes	34	67	129	101	26	6	0	0	0	0	0	0	0	363
% PM	6%	12%	23%	18%	5%	1%								64%
PM Peak Hour	12:30	15:00	14:30	14:30	14:00	12:15								14:30
Volume	8	20	24	21	7	2								72

Directional Peak Periods	**AM 7-9**			**NOON 12-2**			**PM 4-6**			**Off Peak Volumes**		
All Classes	Volume	⟷	%	Volume	⟷	%	Volume	⟷	%	Volume	⟷	%
	82	⟷	14%	74	⟷	13%	99	⟷	17%	316	⟷	55%

Street Name	Direction	Percentiles					
		15th	50th	Average	85th	95th	ADT
S Parish Pl	Summary	16	23	22	29	32	571

Prepared by National Data & Surveying Services

SPEED

S Parish Pl Bet. W Olive Ave & W Oak St

Day: Thursday
Date: 1/20/2022

City: Burbank
Project #: CA22_020022_011n

North Bound

Time	< 15	15 - 19	20 - 24	25 - 29	30 - 34	35 - 39	40 - 44	45 - 49	50 - 54	55 - 59	60 - 64	65 - 69	70 +	Total
00:00 AM	1	0	0	1	0	0	0	0	0	0	0	0	0	2
01:00	0	0	0	0	0	0	0	0	0	0	0	0	0	0
02:00	0	0	0	0	0	0	0	0	0	0	0	0	0	0
03:00	0	0	0	0	0	0	0	0	0	0	0	0	0	0
04:00	0	0	1	1	0	0	0	0	0	0	0	0	0	2
05:00	0	2	0	0	0	0	0	0	0	0	0	0	0	2
06:00	0	0	4	1	1	0	0	0	0	0	0	0	0	6
07:00	1	8	9	10	1	1	0	0	0	0	0	0	0	30
08:00	4	2	1	2	2	0	0	0	0	0	0	0	0	11
09:00	1	1	7	3	2	0	0	0	0	0	0	0	0	14
10:00	1	2	6	3	4	0	0	0	0	0	0	0	0	16
11:00	2	4	10	6	0	0	0	0	0	0	0	0	0	22
12:00 PM	2	1	8	8	2	1	0	0	0	0	0	0	0	22
13:00	1	3	4	2	0	1	0	0	0	0	0	0	0	11
14:00	2	5	9	4	3	1	0	0	0	0	0	0	0	24
15:00	2	12	9	12	2	0	0	0	0	0	0	0	0	37
16:00	2	5	5	4	0	0	0	0	0	0	0	0	0	16
17:00	1	0	12	7	3	0	0	0	0	0	0	0	0	23
18:00	1	1	5	3	1	1	0	0	0	0	0	0	0	12
19:00	0	1	1	7	0	0	0	0	0	0	0	0	0	9
20:00	0	2	0	2	0	0	0	0	0	0	0	0	0	4
21:00	0	0	3	0	0	0	0	0	0	0	0	0	0	3
22:00	0	2	2	1	0	0	0	0	0	0	0	0	0	5
23:00	0	0	0	0	0	0	0	0	0	0	0	0	0	0
Totals	21	51	96	77	21	5								271
% of Totals	8%	19%	35%	28%	8%	2%								100%

AM Volumes	10	19	38	27	10	1	0	0	0	0	0	0	0	105
% AM	4%	7%	14%	10%	4%	0%								39%
AM Peak Hour	08:00	07:00	11:00	07:00	10:00	07:00								07:00
Volume	4	8	10	10	4	1								30
PM Volumes	11	32	58	50	11	4	0	0	0	0	0	0	0	166
% PM	4%	12%	21%	18%	4%	1%								61%
PM Peak Hour	12:00	15:00	17:00	15:00	14:00	12:00								15:00
Volume	2	12	12	12	3	1								37

Directional Peak Periods	AM 7-9			NOON 12-2			PM 4-6			Off Peak Volumes		
All Speeds	Volume	↔	%	Volume	↔	%	Volume	↔	%	Volume	↔	%
	41	↔	15%	33	↔	12%	39	↔	14%	158	↔	58%

Street Name	Direction	Percentiles					
		15th	50th	Average	85th	95th	ADT
S Parish Pl	North Bound	17	23	23	29	33	271
S Parish Pl	South Bound	16	22	22	28	32	300

Prepared by National Data & Surveying Services

SPEED

S Parish Pl Bet. W Olive Ave & W Oak St

Day: Thursday
Date: 1/20/2022

City: Burbank
Project #: CA22_020022_011s

South Bound

Time	< 15	15 - 19	20 - 24	25 - 29	30 - 34	35 - 39	40 - 44	45 - 49	50 - 54	55 - 59	60 - 64	65 - 69	70 +	Total
00:00 AM	1	0	0	0	0	0	0	0	0	0	0	0	0	1
01:00	0	0	2	0	0	0	0	0	0	0	0	0	0	2
02:00	0	0	0	0	0	0	0	0	0	0	0	0	0	0
03:00	0	0	0	0	0	0	0	0	0	0	0	0	0	0
04:00	0	0	0	0	0	0	0	0	0	0	0	0	0	0
05:00	1	0	1	0	0	0	0	0	0	0	0	0	0	2
06:00	0	2	0	0	0	0	0	0	0	0	0	0	0	2
07:00	2	3	10	9	0	0	0	0	0	0	0	0	0	24
08:00	2	3	8	4	0	0	0	0	0	0	0	0	0	17
09:00	4	5	5	2	1	1	0	0	0	0	0	0	0	18
10:00	2	8	5	6	0	0	0	0	0	0	0	0	0	21
11:00	2	4	5	3	2	0	0	0	0	0	0	0	0	16
12:00 PM	5	3	7	8	2	0	0	0	0	0	0	0	0	25
13:00	4	3	6	3	0	0	0	0	0	0	0	0	0	16
14:00	0	4	10	10	4	0	0	0	0	0	0	0	0	28
15:00	5	8	5	3	2	0	0	0	0	0	0	0	0	23
16:00	2	9	16	4	3	0	0	0	0	0	0	0	0	34
17:00	3	3	10	9	1	0	0	0	0	0	0	0	0	26
18:00	2	4	8	5	1	0	0	0	0	0	0	0	0	20
19:00	1	1	2	4	0	1	0	0	0	0	0	0	0	9
20:00	0	0	2	0	0	1	0	0	0	0	0	0	0	3
21:00	1	0	4	3	1	0	0	0	0	0	0	0	0	9
22:00	0	0	1	1	0	0	0	0	0	0	0	0	0	2
23:00	0	0	0	1	1	0	0	0	0	0	0	0	0	2
Totals	37	60	107	75	18	3								300
% of Totals	12%	20%	36%	25%	6%	1%								100%

AM Volumes	14	25	36	24	3	1	0	0	0	0	0	0	0	103
% AM	5%	8%	12%	8%	1%	0%								34%
AM Peak Hour	09:00	10:00	07:00	07:00	11:00	09:00								07:00
Volume	4	8	10	9	2	1								24
PM Volumes	23	35	71	51	15	2	0	0	0	0	0	0	0	197
% PM	8%	12%	24%	17%	5%	1%								66%
PM Peak Hour	12:00	16:00	16:00	14:00	14:00	19:00								16:00
Volume	5	9	16	10	4	1								34

Directional Peak Periods	AM 7-9			NOON 12-2			PM 4-6			Off Peak Volumes		
All Speeds	Volume		%	Volume		%	Volume		%	Volume		%
	41	↔	14%	41	↔	14%	60	↔	20%	158	↔	53%

Street Name	Direction	Percentiles					
		15th	50th	Average	85th	95th	ADT
S Parish Pl	North Bound	17	23	23	29	33	271
S Parish Pl	South Bound	16	22	22	28	32	300

Prepared by National Data & Surveying Services

SPEED

S Parish Pl Bet. W Olive Ave & W Oak St

Day: Thursday
Date: 1/20/2022

City: Burbank
Project #: CA22_020022_011

Summary

Time	< 15	15 - 19	20 - 24	25 - 29	30 - 34	35 - 39	40 - 44	45 - 49	50 - 54	55 - 59	60 - 64	65 - 69	70 +	Total
00:00 AM	2	0	0	1	0	0	0	0	0	0	0	0	0	3
01:00	0	0	2	0	0	0	0	0	0	0	0	0	0	2
02:00	0	0	0	0	0	0	0	0	0	0	0	0	0	0
03:00	0	0	0	0	0	0	0	0	0	0	0	0	0	0
04:00	0	0	1	1	0	0	0	0	0	0	0	0	0	2
05:00	1	2	1	0	0	0	0	0	0	0	0	0	0	4
06:00	0	2	4	1	1	0	0	0	0	0	0	0	0	8
07:00	3	11	19	19	1	1	0	0	0	0	0	0	0	54
08:00	6	5	9	6	2	0	0	0	0	0	0	0	0	28
09:00	5	6	12	5	3	1	0	0	0	0	0	0	0	32
10:00	3	10	11	9	4	0	0	0	0	0	0	0	0	37
11:00	4	8	15	9	2	0	0	0	0	0	0	0	0	38
12:00 PM	7	4	15	16	4	1	0	0	0	0	0	0	0	47
13:00	5	6	10	5	0	1	0	0	0	0	0	0	0	27
14:00	2	9	19	14	7	1	0	0	0	0	0	0	0	52
15:00	7	20	14	15	4	0	0	0	0	0	0	0	0	60
16:00	4	14	21	8	3	0	0	0	0	0	0	0	0	50
17:00	4	3	22	16	4	0	0	0	0	0	0	0	0	49
18:00	3	5	13	8	2	1	0	0	0	0	0	0	0	32
19:00	1	2	3	11	0	1	0	0	0	0	0	0	0	18
20:00	0	2	2	2	0	1	0	0	0	0	0	0	0	7
21:00	1	0	7	3	1	0	0	0	0	0	0	0	0	12
22:00	0	2	3	2	0	0	0	0	0	0	0	0	0	7
23:00	0	0	0	1	1	0	0	0	0	0	0	0	0	2
Totals	58	111	203	152	39	8								571
% of Totals	10%	19%	36%	27%	7%	1%								100%

AM Volumes	24	44	74	51	13	2	0	0	0	0	0	0	0	208
% AM	4%	8%	13%	9%	2%	0%								36%
AM Peak Hour	08:00	07:00	07:00	07:00	10:00	07:00								07:00
Volume	6	11	19	19	4	1								54
PM Volumes	34	67	129	101	26	6	0	0	0	0	0	0	0	363
% PM	6%	12%	23%	18%	5%	1%								64%
PM Peak Hour	12:00	15:00	17:00	12:00	14:00	12:00								15:00
Volume	7	20	22	16	7	1								60

Directional Peak Periods	AM 7-9			NOON 12-2			PM 4-6			Off Peak Volumes		
All Speeds	Volume	↔	%	Volume	↔	%	Volume	↔	%	Volume	↔	%
	82	↔	14%	74	↔	13%	99	↔	17%	316	↔	55%

Street Name	Direction	Percentiles					
		15th	50th	Average	85th	95th	ADT
S Parish Pl	Summary	16	23	22	29	32	571

Prepared by NDS/ATD

Prepared by National Data & Surveying Services

VOLUME

S Parish Pl Bet. W Olive Ave & W Oak St

Day: Thursday
Date: 1/20/2022

City: Burbank
Project #: CA22_020022_011

DAILY TOTALS	NB	SB	EB	WB	Total
	271	300	0	0	571

AM Period	NB		SB		EB	WB	TOTAL		PM Period	NB		SB		EB	WB	TOTAL	
00:00	0		0		0	0			12:00	10		7		0	0	17	
00:15	1		0		0	0	1		12:15	5		4		0	0	9	
00:30	1		1		0	0	2		12:30	4		8		0	0	12	
00:45	0	2	0	1	0	0		3	12:45	3	22	6	25	0	0	9	47
01:00	0		1		0	0	1		13:00	2		4		0	0	6	
01:15	0		1		0	0	1		13:15	3		7		0	0	10	
01:30	0		0		0	0			13:30	2		1		0	0	3	
01:45	0		0	2	0	0		2	13:45	4	11	4	16	0	0	8	27
02:00	0		0		0	0			14:00	6		4		0	0	10	
02:15	0		0		0	0			14:15	8		4		0	0	12	
02:30	0		0		0	0			14:30	3		9		0	0	12	
02:45	0		0		0	0			14:45	7	24	11	28	0	0	18	52
03:00	0		0		0	0			15:00	16		7		0	0	23	
03:15	0		0		0	0			15:15	10		9		0	0	19	
03:30	0		0		0	0			15:30	4		6		0	0	10	
03:45	0		0		0	0			15:45	7	37	1	23	0	0	8	60
04:00	0		0		0	0			16:00	2		8		0	0	10	
04:15	0		0		0	0			16:15	5		13		0	0	18	
04:30	0		0		0	0			16:30	4		9		0	0	13	
04:45	2	2	0		0	0	2	2	16:45	5	16	4	34	0	0	9	50
05:00	0		0		0	0			17:00	3		8		0	0	11	
05:15	1		0		0	0	1		17:15	5		6		0	0	11	
05:30	0		0		0	0			17:30	7		10		0	0	17	
05:45	1	2	2	2	0	0	3	4	17:45	8	23	2	26	0	0	10	49
06:00	1		0		0	0	1		18:00	1		6		0	0	7	
06:15	1		1		0	0	2		18:15	4		2		0	0	6	
06:30	2		1		0	0	3		18:30	6		8		0	0	14	
06:45	2	6	0	2	0	0	2	8	18:45	1	12	4	20	0	0	5	32
07:00	5		2		0	0	7		19:00	4		3		0	0	7	
07:15	2		2		0	0	4		19:15	2		2		0	0	4	
07:30	11		7		0	0	18		19:30	1		2		0	0	3	
07:45	12	30	13	24	0	0	25	54	19:45	2	9	2	9	0	0	4	18
08:00	4		6		0	0	10		20:00	1		2		0	0	3	
08:15	2		2		0	0	4		20:15	3		1		0	0	4	
08:30	4		4		0	0	8		20:30	0		0		0	0		
08:45	1	11	5	17	0	0	6	28	20:45	0	4	0	3	0	0		7
09:00	3		4		0	0	7		21:00	1		3		0	0	4	
09:15	4		2		0	0	6		21:15	1		3		0	0	4	
09:30	5		7		0	0	12		21:30	1		2		0	0	3	
09:45	2	14	5	18	0	0	7	32	21:45	0	3	1	9	0	0	1	12
10:00	5		5		0	0	10		22:00	3		2		0	0	5	
10:15	2		6		0	0	8		22:15	1		0		0	0	1	
10:30	3		7		0	0	10		22:30	1		0		0	0	1	
10:45	6	16	3	21	0	0	9	37	22:45	0	5	0	2	0	0		7
11:00	7		4		0	0	11		23:00	0		0		0	0		
11:15	7		6		0	0	13		23:15	0		1		0	0	1	
11:30	4		2		0	0	6		23:30	0		0		0	0		
11:45	4	22	4	16	0	0	8	38	23:45	0		1	2	0	0	1	2
TOTALS		105		103				208	TOTALS		166		197				363
SPLIT %		50.5%		49.5%				36.4%	SPLIT %		45.7%		54.3%				63.6%

DAILY TOTALS	NB	SB	EB	WB	Total
	271	300	0	0	571

AM Peak Hour	07:00	07:15			07:15	PM Peak Hour	14:45	14:30			14:30
AM Pk Volume	30	28			57	PM Pk Volume	37	36			72
Pk Hr Factor	0.625	0.538			0.570	Pk Hr Factor	0.578	0.818			0.783
7 - 9 Volume	41	41	0	0	82	4 - 6 Volume	39	60	0	0	99
7 - 9 Peak Hour	07:00	07:15			07:15	4 - 6 Peak Hour	17:00	16:00			16:15
7 - 9 Pk Volume	30	28	0	0	57	4 - 6 Pk Volume	23	34	0	0	51
Pk Hr Factor	0.625	0.538	0.000	0.000	0.570	Pk Hr Factor	0.719	0.654	0.000	0.000	0.708

Prepared by NDS/ATD

Project #: CA22_020022_011 **City:** Burbank

Location: S Parish Pl Bet. W Olive Ave & W Oak St **Date:** 1/20/2022

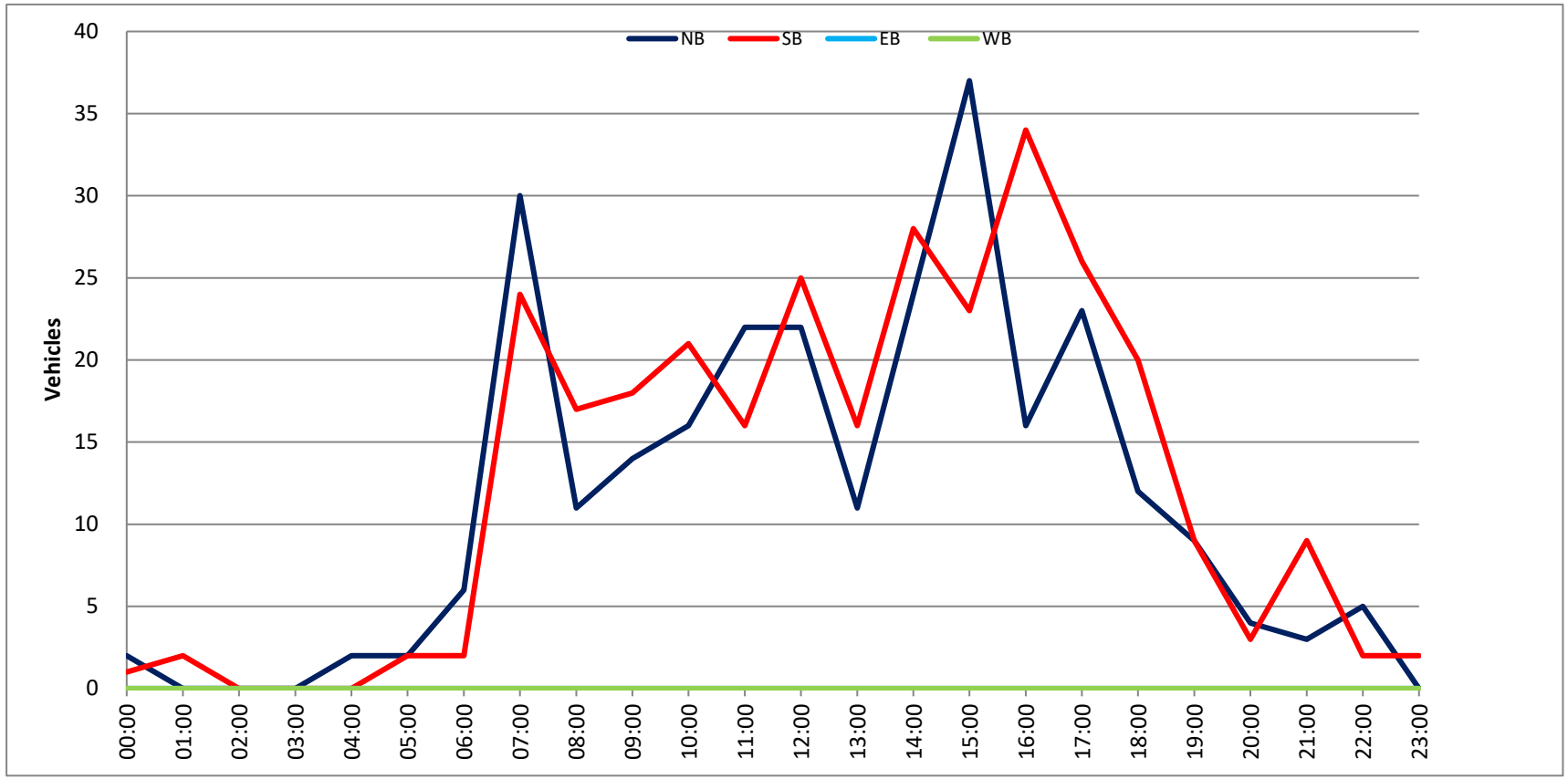

Prepared by National Data & Surveying Services

SPEED

S Orchard Dr Bet. W Oak St & W Alameda Ave

Day: Tuesday
Date: 1/18/2022

City: Burbank
Project #: CA22_020022_015n

North Bound

Time	< 15	15 - 19	20 - 24	25 - 29	30 - 34	35 - 39	40 - 44	45 - 49	50 - 54	55 - 59	60 - 64	65 - 69	70 +	Total
00:00 AM	0	0	0	0	0	0	0	0	0	0	0	0	0	0
00:15	0	0	0	0	0	0	0	0	0	0	0	0	0	0
00:30	0	0	0	0	0	0	0	0	0	0	0	0	0	0
00:45	0	0	1	0	0	0	0	0	0	0	0	0	0	1
01:00	0	1	0	0	0	0	0	0	0	0	0	0	0	1
01:15	0	0	0	0	0	0	0	0	0	0	0	0	0	0
01:30	0	0	0	0	0	0	0	0	0	0	0	0	0	0
01:45	1	0	0	0	0	0	0	0	0	0	0	0	0	1
02:00	0	0	0	0	0	0	0	0	0	0	0	0	0	0
02:15	0	0	0	0	0	0	0	0	0	0	0	0	0	0
02:30	0	0	0	0	0	0	0	0	0	0	0	0	0	0
02:45	0	0	0	0	0	0	0	0	0	0	0	0	0	0
03:00	0	0	0	0	0	0	0	0	0	0	0	0	0	0
03:15	0	0	0	0	0	0	0	0	0	0	0	0	0	0
03:30	0	0	0	0	0	0	0	0	0	0	0	0	0	0
03:45	0	0	0	0	0	0	0	0	0	0	0	0	0	0
04:00	0	0	0	0	0	0	0	0	0	0	0	0	0	0
04:15	0	0	0	0	0	0	0	0	0	0	0	0	0	0
04:30	0	0	0	0	0	0	0	0	0	0	0	0	0	0
04:45	0	0	1	0	0	0	0	0	0	0	0	0	0	1
05:00	0	0	0	0	0	0	0	0	0	0	0	0	0	0
05:15	0	0	0	1	0	0	0	0	0	0	0	0	0	1
05:30	1	0	0	0	0	0	0	0	0	0	0	0	0	1
05:45	0	1	0	0	0	0	0	0	0	0	0	0	0	1
06:00	0	1	0	0	0	0	0	0	0	0	0	0	0	1
06:15	0	1	0	0	0	0	0	0	0	0	0	0	0	1
06:30	1	0	0	0	0	0	0	0	0	0	0	0	0	1
06:45	0	0	0	0	0	0	0	0	0	0	0	0	0	0
07:00	2	2	2	0	0	0	0	0	0	0	0	0	0	6
07:15	1	1	1	0	0	0	0	0	0	0	0	0	0	3
07:30	0	3	1	0	0	0	0	0	0	0	0	0	0	4
07:45	0	2	1	0	0	0	0	0	0	0	0	0	0	3
08:00	1	3	3	0	0	0	0	0	0	0	0	0	0	7
08:15	1	5	0	0	0	0	0	0	0	0	0	0	0	6
08:30	0	1	0	0	0	0	0	0	0	0	0	0	0	1
08:45	2	1	3	0	0	0	0	0	0	0	0	0	0	6
09:00	3	1	0	0	0	0	0	0	0	0	0	0	0	4
09:15	0	3	1	0	0	0	0	0	0	0	0	0	0	4
09:30	1	1	0	1	0	0	0	0	0	0	0	0	0	3
09:45	4	3	1	0	0	0	0	0	0	0	0	0	0	8
10:00	2	0	0	0	0	0	0	0	0	0	0	0	0	2
10:15	0	0	1	0	0	0	0	0	0	0	0	0	0	1
10:30	2	2	0	0	0	0	0	0	0	0	0	0	0	4
10:45	0	1	0	1	0	0	0	0	0	0	0	0	0	2
11:00	2	2	1	2	0	0	0	0	0	0	0	0	0	7
11:15	0	2	1	0	0	0	0	0	0	0	0	0	0	3
11:30	0	1	1	0	0	0	0	0	0	0	0	0	0	2
11:45	0	3	1	1	0	0	0	0	0	0	0	0	0	5
12:00 PM	0	1	3	0	0	0	0	0	0	0	0	0	0	4
12:15	1	1	1	1	1	0	0	0	0	0	0	0	0	5
12:30	0	4	1	0	0	0	0	0	0	0	0	0	0	5
12:45	0	2	2	0	0	0	0	0	0	0	0	0	0	4
13:00	2	0	1	0	0	0	0	0	0	0	0	0	0	3
13:15	0	3	3	0	0	0	0	0	0	0	0	0	0	6
13:30	1	3	1	0	0	0	0	0	0	0	0	0	0	5
13:45	1	3	1	0	0	0	0	0	0	0	0	0	0	5
14:00	0	3	0	0	1	0	0	0	0	0	0	0	0	4
14:15	0	1	2	0	0	0	0	0	0	0	0	0	0	3
14:30	1	3	4	0	0	0	0	0	0	0	0	0	0	8
14:45	1	4	1	1	0	0	0	0	0	0	0	0	0	7
15:00	1	4	1	0	0	0	0	0	0	0	0	0	0	6
15:15	1	3	3	0	0	0	0	0	0	0	0	0	0	7
15:30	2	2	0	0	0	0	0	0	0	0	0	0	0	4
15:45	1	0	0	0	0	0	0	0	0	0	0	0	0	1
16:00	4	6	1	0	0	0	0	0	0	0	0	0	0	11
16:15	2	2	1	0	0	0	0	0	0	0	0	0	0	5
16:30	1	2	0	1	0	0	0	0	0	0	0	0	0	4
16:45	2	2	0	0	0	0	0	0	0	0	0	0	0	4
17:00	1	1	0	0	0	0	0	0	0	0	0	0	0	2
17:15	1	4	2	0	0	0	0	0	0	0	0	0	0	7
17:30	1	0	1	0	0	0	0	0	0	0	0	0	0	2
17:45	0	1	1	0	0	0	0	0	0	0	0	0	0	2
18:00	1	1	1	0	0	0	0	0	0	0	0	0	0	3
18:15	1	3	0	0	0	0	0	0	0	0	0	0	0	4
18:30	1	2	1	0	0	0	0	0	0	0	0	0	0	4
18:45	0	4	0	0	0	0	0	0	0	0	0	0	0	4
19:00	0	2	0	0	0	0	0	0	0	0	0	0	0	2
19:15	1	2	0	0	0	0	0	0	0	0	0	0	0	3
19:30	1	3	0	0	0	0	0	0	0	0	0	0	0	4
19:45	0	1	0	0	0	0	0	0	0	0	0	0	0	1
20:00	0	1	0	0	0	0	0	0	0	0	0	0	0	1
20:15	0	1	0	0	0	0	0	0	0	0	0	0	0	1
20:30	0	1	1	1	0	0	0	0	0	0	0	0	0	3
20:45	0	0	0	0	0	0	0	0	0	0	0	0	0	0
21:00	0	1	0	0	0	0	0	0	0	0	0	0	0	1
21:15	0	0	0	0	0	0	0	0	0	0	0	0	0	0
21:30	1	2	1	0	0	0	0	0	0	0	0	0	0	4
21:45	0	0	0	0	0	0	0	0	0	0	0	0	0	0
22:00	0	0	0	0	0	0	0	0	0	0	0	0	0	0
22:15	0	0	0	0	0	0	0	0	0	0	0	0	0	0
22:30	0	0	0	0	0	0	0	0	0	0	0	0	0	0
22:45	0	0	0	0	0	0	0	0	0	0	0	0	0	0
23:00	0	1	0	0	0	0	0	0	0	0	0	0	0	1
23:15	0	0	0	0	0	0	0	0	0	0	0	0	0	0
23:30	0	0	0	0	0	0	0	0	0	0	0	0	0	0
23:45	0	1	0	0	0	0	0	0	0	0	0	0	0	1
Totals	54	122	54	10	2									242
% of Totals	22%	50%	22%	4%	1%									100%

AM Volumes	24	41	20	6	0	0	0	0	0	0	0	0	0	91
% AM	10%	17%	8%	2%										38%
AM Peak Hour	09:00	07:30	07:15	10:15	11:30									07:30
Volume	8	13	6	3	1									20
PM Volumes	30	81	34	4	2	0	0	0	0	0	0	0	0	151
% PM	12%	33%	14%	2%	1%									62%
PM Peak Hour	15:30	14:30	14:30	12:00	12:00									14:30
Volume	9	14	9	1	1									28

Directional Peak Periods	AM 7-9			NOON 12-2			PM 4-6			Off Peak Volumes		
All Classes	Volume	⟷	%	Volume	⟷	%	Volume	⟷	%	Volume	⟷	%
	36		15%	37		15%	37		15%	132		55%

Street Name	Direction	Percentiles					
		15th	50th	Average	85th	95th	ADT
S Orchard Dr	North Bound	12	18	17	23	25	242
S Orchard Dr	South Bound	8	15	15	20	24	226

Prepared by National Data & Surveying Services

SPEED

S Orchard Dr Bet. W Oak St & W Alameda Ave

Day: Tuesday
Date: 1/18/2022

City: Burbank
Project #: CA22_020022_015s

South Bound

Time	< 15	15 - 19	20 - 24	25 - 29	30 - 34	35 - 39	40 - 44	45 - 49	50 - 54	55 - 59	60 - 64	65 - 69	70 +	Total
00:00 AM	0	0	0	0	0	0	0	0	0	0	0	0	0	0
00:15	0	1	0	0	0	0	0	0	0	0	0	0	0	1
00:30	0	0	1	0	0	0	0	0	0	0	0	0	0	1
00:45	0	0	0	1	0	0	0	0	0	0	0	0	0	1
01:00	0	0	0	0	0	0	0	0	0	0	0	0	0	0
01:15	0	0	0	0	0	0	0	0	0	0	0	0	0	0
01:30	0	0	0	0	0	0	0	0	0	0	0	0	0	0
01:45	0	0	0	0	0	0	0	0	0	0	0	0	0	0
02:00	1	0	0	0	0	0	0	0	0	0	0	0	0	1
02:15	0	0	0	0	0	0	0	0	0	0	0	0	0	0
02:30	0	0	0	0	0	0	0	0	0	0	0	0	0	0
02:45	0	0	0	0	0	0	0	0	0	0	0	0	0	0
03:00	0	0	0	0	0	0	0	0	0	0	0	0	0	0
03:15	0	0	0	0	0	0	0	0	0	0	0	0	0	0
03:30	0	0	0	0	0	0	0	0	0	0	0	0	0	0
03:45	0	0	0	0	0	0	0	0	0	0	0	0	0	0
04:00	0	0	0	0	0	0	0	0	0	0	0	0	0	0
04:15	0	0	0	0	0	0	0	0	0	0	0	0	0	0
04:30	0	0	0	0	0	0	0	0	0	0	0	0	0	0
04:45	0	0	0	0	0	0	0	0	0	0	0	0	0	0
05:00	0	0	0	0	0	0	0	0	0	0	0	0	0	0
05:15	0	0	0	0	0	0	0	0	0	0	0	0	0	0
05:30	2	0	0	0	0	0	0	0	0	0	0	0	0	2
05:45	3	0	0	0	0	0	0	0	0	0	0	0	0	3
06:00	1	0	0	0	0	0	0	0	0	0	0	0	0	1
06:15	1	0	0	0	0	0	0	0	0	0	0	0	0	1
06:30	2	0	1	0	0	0	0	0	0	0	0	0	0	3
06:45	0	1	0	0	0	0	0	0	0	0	0	0	0	1
07:00	3	1	0	0	0	0	0	0	0	0	0	0	0	4
07:15	1	2	0	0	0	0	0	0	0	0	0	0	0	3
07:30	2	1	1	0	1	0	0	0	0	0	0	0	0	5
07:45	2	1	0	0	0	0	0	0	0	0	0	0	0	3
08:00	1	1	0	0	0	0	0	0	0	0	0	0	0	2
08:15	1	0	1	0	0	0	0	0	0	0	0	0	0	2
08:30	4	2	0	0	0	0	0	0	0	0	0	0	0	6
08:45	1	2	0	0	0	0	0	0	0	0	0	0	0	3
09:00	1	1	0	0	0	0	0	0	0	0	0	0	0	2
09:15	0	2	0	0	0	0	0	0	0	0	0	0	0	2
09:30	1	0	0	1	0	0	0	0	0	0	0	0	0	2
09:45	2	1	2	0	0	0	0	0	0	0	0	0	0	5
10:00	1	5	0	0	0	0	0	0	0	0	0	0	0	6
10:15	0	1	1	1	0	0	0	0	0	0	0	0	0	3
10:30	1	0	1	0	0	0	0	0	0	0	0	0	0	2
10:45	0	0	1	0	0	0	0	0	0	0	0	0	0	1
11:00	1	2	0	1	0	0	0	0	0	0	0	0	0	4
11:15	3	2	0	0	0	0	0	0	0	0	0	0	0	5
11:30	2	2	0	0	0	0	0	0	0	0	0	0	0	4
11:45	2	2	1	0	0	0	0	0	0	0	0	0	0	5
12:00 PM	2	0	1	0	0	0	0	0	0	0	0	0	0	3
12:15	2	5	1	1	0	0	0	0	0	0	0	0	0	9
12:30	2	1	0	0	0	0	0	0	0	0	0	0	0	3
12:45	1	1	1	0	0	0	0	0	0	0	0	0	0	3
13:00	3	0	0	0	0	0	0	0	0	0	0	0	0	3
13:15	4	3	0	0	0	0	0	0	0	0	0	0	0	7
13:30	0	2	0	0	0	0	0	0	0	0	0	0	0	2
13:45	0	6	0	0	0	0	0	0	0	0	0	0	0	6
14:00	3	0	1	0	0	0	0	0	0	0	0	0	0	4
14:15	2	2	0	0	0	0	0	0	0	0	0	0	0	4
14:30	5	3	0	0	0	0	0	0	0	0	0	0	0	8
14:45	3	2	0	0	0	0	0	0	0	0	0	0	0	5
15:00	2	2	0	0	0	0	0	0	0	0	0	0	0	4
15:15	2	2	0	0	0	0	0	0	0	0	0	0	0	4
15:30	3	2	0	0	0	0	0	0	0	0	0	0	0	5
15:45	4	0	0	0	0	0	0	0	0	0	0	0	0	4
16:00	3	3	1	0	0	0	0	0	0	0	0	0	0	7
16:15	4	2	0	0	0	0	0	0	0	0	0	0	0	6
16:30	1	0	0	0	0	0	0	0	0	0	0	0	0	1
16:45	1	2	0	0	0	0	0	0	0	0	0	0	0	3
17:00	1	2	1	0	0	0	0	0	0	0	0	0	0	4
17:15	0	1	0	0	0	0	0	0	0	0	0	0	0	1
17:30	2	4	0	0	0	0	0	0	0	0	0	0	0	6
17:45	0	0	0	0	0	0	0	0	0	0	0	0	0	0
18:00	2	2	0	0	0	0	0	0	0	0	0	0	0	4
18:15	0	1	0	0	0	0	0	0	0	0	0	0	0	1
18:30	1	2	0	0	0	0	0	0	0	0	0	0	0	3
18:45	2	0	0	0	0	0	0	0	0	0	0	0	0	2
19:00	3	2	0	0	0	0	0	0	0	0	0	0	0	5
19:15	0	1	0	0	0	0	0	0	0	0	0	0	0	1
19:30	1	0	0	0	0	0	0	0	0	0	0	0	0	1
19:45	1	0	0	0	0	0	0	0	0	0	0	0	0	1
20:00	2	2	0	1	0	0	0	0	0	0	0	0	0	5
20:15	1	1	0	0	0	0	0	0	0	0	0	0	0	2
20:30	1	0	1	0	0	0	0	0	0	0	0	0	0	2
20:45	2	1	0	0	0	0	0	0	0	0	0	0	0	3
21:00	1	0	0	1	0	0	0	0	0	0	0	0	0	2
21:15	0	1	0	0	0	0	0	0	0	0	0	0	0	1
21:30	3	1	0	0	0	0	0	0	0	0	0	0	0	4
21:45	3	0	0	0	0	0	0	0	0	0	0	0	0	3
22:00	0	0	0	0	0	0	0	0	0	0	0	0	0	0
22:15	0	0	0	0	0	0	0	0	0	0	0	0	0	0
22:30	0	0	0	0	0	0	0	0	0	0	0	0	0	0
22:45	0	0	0	0	0	0	0	0	0	0	0	0	0	0
23:00	0	0	0	0	0	0	0	0	0	0	0	0	0	0
23:15	0	0	0	0	0	0	0	0	0	0	0	0	0	0
23:30	0	0	0	0	0	0	0	0	0	0	0	0	0	0
23:45	0	0	0	0	0	0	0	0	0	0	0	0	0	0
Totals	112	89	17	7	1									226
% of Totals	50%	39%	8%	3%	0%									100%

AM Volumes	39	30	10	4	1	0	0	0	0	0	0	0	0	84
% AM	17%	13%	4%	2%	0%									37%
AM Peak Hour	11:15	11:30	09:45	09:30	06:45									11:30
Volume	9	9	4	2	1									21
PM Volumes	73	59	7	1	0	0	0	0	0	0	0	0	0	142
% PM	32%	26%	3%	1%										63%
PM Peak Hour	15:30	13:00	12:00	12:00										13:45
Volume	14	11	3	1										22

Directional Peak Periods	AM 7-9			NOON 12-2			PM 4-6			Off Peak Volumes		
All Classes	Volume	⟷	%	Volume	⟷	%	Volume	⟷	%	Volume	⟷	%
	28		12%	36		16%	28		12%	134		59%

Street Name	Direction	Percentiles					
		15th	50th	Average	85th	95th	ADT
S Orchard Dr	North Bound	12	18	17	23	25	242
S Orchard Dr	South Bound	8	15	15	20	24	226

Prepared by National Data & Surveying Services

SPEED

S Orchard Dr Bet. W Oak St & W Alameda Ave

Day: Tuesday
Date: 1/18/2022

City: Burbank
Project #: CA22_020022_015

Summary

Time	< 15	15 - 19	20 - 24	25 - 29	30 - 34	35 - 39	40 - 44	45 - 49	50 - 54	55 - 59	60 - 64	65 - 69	70 +	Total
00:00 AM	0	0	0	0	0	0	0	0	0	0	0	0	0	0
00:15	0	1	0	0	0	0	0	0	0	0	0	0	0	1
00:30	0	0	1	0	0	0	0	0	0	0	0	0	0	1
00:45	0	0	1	1	0	0	0	0	0	0	0	0	0	2
01:00	0	1	0	0	0	0	0	0	0	0	0	0	0	1
01:15	0	0	0	0	0	0	0	0	0	0	0	0	0	0
01:30	0	0	0	0	0	0	0	0	0	0	0	0	0	0
01:45	1	0	0	0	0	0	0	0	0	0	0	0	0	1
02:00	1	0	0	0	0	0	0	0	0	0	0	0	0	1
02:15	0	0	0	0	0	0	0	0	0	0	0	0	0	0
02:30	0	0	0	0	0	0	0	0	0	0	0	0	0	0
02:45	0	0	0	0	0	0	0	0	0	0	0	0	0	0
03:00	0	0	0	0	0	0	0	0	0	0	0	0	0	0
03:15	0	0	0	0	0	0	0	0	0	0	0	0	0	0
03:30	0	0	0	0	0	0	0	0	0	0	0	0	0	0
03:45	0	0	0	0	0	0	0	0	0	0	0	0	0	0
04:00	0	0	0	0	0	0	0	0	0	0	0	0	0	0
04:15	0	0	0	0	0	0	0	0	0	0	0	0	0	0
04:30	0	0	0	0	0	0	0	0	0	0	0	0	0	0
04:45	0	0	1	0	0	0	0	0	0	0	0	0	0	1
05:00	0	0	0	0	0	0	0	0	0	0	0	0	0	0
05:15	0	0	0	1	0	0	0	0	0	0	0	0	0	1
05:30	3	0	0	0	0	0	0	0	0	0	0	0	0	3
05:45	3	1	0	0	0	0	0	0	0	0	0	0	0	4
06:00	1	1	0	0	0	0	0	0	0	0	0	0	0	2
06:15	1	1	0	0	0	0	0	0	0	0	0	0	0	2
06:30	3	0	1	0	0	0	0	0	0	0	0	0	0	4
06:45	0	1	0	0	0	0	0	0	0	0	0	0	0	1
07:00	5	3	2	0	0	0	0	0	0	0	0	0	0	10
07:15	2	3	1	0	0	0	0	0	0	0	0	0	0	6
07:30	2	4	2	0	1	0	0	0	0	0	0	0	0	9
07:45	2	3	1	0	0	0	0	0	0	0	0	0	0	6
08:00	2	4	3	0	0	0	0	0	0	0	0	0	0	9
08:15	2	5	1	0	0	0	0	0	0	0	0	0	0	8
08:30	4	3	0	0	0	0	0	0	0	0	0	0	0	7
08:45	3	3	3	0	0	0	0	0	0	0	0	0	0	9
09:00	4	2	0	0	0	0	0	0	0	0	0	0	0	6
09:15	0	5	1	0	0	0	0	0	0	0	0	0	0	6
09:30	2	1	0	2	0	0	0	0	0	0	0	0	0	5
09:45	6	4	3	0	0	0	0	0	0	0	0	0	0	13
10:00	3	5	0	0	0	0	0	0	0	0	0	0	0	8
10:15	0	1	2	1	0	0	0	0	0	0	0	0	0	4
10:30	3	2	1	0	0	0	0	0	0	0	0	0	0	6
10:45	0	1	1	1	0	0	0	0	0	0	0	0	0	3
11:00	3	4	1	3	0	0	0	0	0	0	0	0	0	11
11:15	3	4	1	0	0	0	0	0	0	0	0	0	0	8
11:30	2	3	1	0	0	0	0	0	0	0	0	0	0	6
11:45	2	5	2	1	0	0	0	0	0	0	0	0	0	10
12:00 PM	2	1	4	0	0	0	0	0	0	0	0	0	0	7
12:15	3	6	2	2	1	0	0	0	0	0	0	0	0	14
12:30	2	5	1	0	0	0	0	0	0	0	0	0	0	8
12:45	1	3	3	0	0	0	0	0	0	0	0	0	0	7
13:00	5	0	1	0	0	0	0	0	0	0	0	0	0	6
13:15	4	6	3	0	0	0	0	0	0	0	0	0	0	13
13:30	1	5	1	0	0	0	0	0	0	0	0	0	0	7
13:45	1	9	1	0	0	0	0	0	0	0	0	0	0	11
14:00	3	3	1	0	1	0	0	0	0	0	0	0	0	8
14:15	2	3	2	0	0	0	0	0	0	0	0	0	0	7
14:30	6	6	4	0	0	0	0	0	0	0	0	0	0	16
14:45	4	6	1	1	0	0	0	0	0	0	0	0	0	12
15:00	3	6	1	0	0	0	0	0	0	0	0	0	0	10
15:15	3	5	3	0	0	0	0	0	0	0	0	0	0	11
15:30	5	4	0	0	0	0	0	0	0	0	0	0	0	9
15:45	5	0	0	0	0	0	0	0	0	0	0	0	0	5
16:00	7	9	2	0	0	0	0	0	0	0	0	0	0	18
16:15	6	4	1	0	0	0	0	0	0	0	0	0	0	11
16:30	2	2	0	1	0	0	0	0	0	0	0	0	0	5
16:45	3	4	0	0	0	0	0	0	0	0	0	0	0	7
17:00	2	3	1	0	0	0	0	0	0	0	0	0	0	6
17:15	1	5	2	0	0	0	0	0	0	0	0	0	0	8
17:30	3	4	1	0	0	0	0	0	0	0	0	0	0	8
17:45	0	1	1	0	0	0	0	0	0	0	0	0	0	2
18:00	3	3	1	0	0	0	0	0	0	0	0	0	0	7
18:15	1	4	0	0	0	0	0	0	0	0	0	0	0	5
18:30	2	4	1	0	0	0	0	0	0	0	0	0	0	7
18:45	2	4	0	0	0	0	0	0	0	0	0	0	0	6
19:00	3	4	0	0	0	0	0	0	0	0	0	0	0	7
19:15	1	3	0	0	0	0	0	0	0	0	0	0	0	4
19:30	2	3	0	0	0	0	0	0	0	0	0	0	0	5
19:45	1	1	0	0	0	0	0	0	0	0	0	0	0	2
20:00	2	3	0	1	0	0	0	0	0	0	0	0	0	6
20:15	1	2	0	0	0	0	0	0	0	0	0	0	0	3
20:30	1	1	2	1	0	0	0	0	0	0	0	0	0	5
20:45	2	1	0	0	0	0	0	0	0	0	0	0	0	3
21:00	1	1	0	1	0	0	0	0	0	0	0	0	0	3
21:15	0	1	0	0	0	0	0	0	0	0	0	0	0	1
21:30	4	3	1	0	0	0	0	0	0	0	0	0	0	8
21:45	3	0	0	0	0	0	0	0	0	0	0	0	0	3
22:00	0	0	0	0	0	0	0	0	0	0	0	0	0	0
22:15	0	0	0	0	0	0	0	0	0	0	0	0	0	0
22:30	0	0	0	0	0	0	0	0	0	0	0	0	0	0
22:45	0	0	0	0	0	0	0	0	0	0	0	0	0	0
23:00	0	1	0	0	0	0	0	0	0	0	0	0	0	1
23:15	0	0	0	0	0	0	0	0	0	0	0	0	0	0
23:30	0	0	0	0	0	0	0	0	0	0	0	0	0	0
23:45	0	1	0	0	0	0	0	0	0	0	0	0	0	1
Totals	166	211	71	17	3									468
% of Totals	35%	45%	15%	4%	1%									100%

AM Volumes	63	71	30	10	1	0	0	0	0	0	0	0	0	175
% AM	13%	15%	6%	2%	0%									37%
AM Peak Hour	08:15	11:45	11:30	10:15	06:45									11:45
Volume	13	17	9	5	1									39
PM Volumes	103	140	41	7	2	0	0	0	0	0	0	0	0	293
% PM	22%	30%	9%	1%	0%									63%
PM Peak Hour	15:30	13:15	12:00	12:00	12:00									14:30
Volume	23	23	10	2	1									49

Directional Peak Periods	AM 7-9			NOON 12-2			PM 4-6			Off Peak Volumes		
All Classes	Volume	⟷	%	Volume	⟷	%	Volume	⟷	%	Volume	⟷	%
	64		14%	73		16%	65		14%	266		57%

Street Name	Direction	Percentiles					
		15th	50th	Average	85th	95th	ADT
S Orchard Dr	Summary	9	17	16	21	25	468

Prepared by National Data & Surveying Services

SPEED

S Orchard Dr Bet. W Oak St & W Alameda Ave

Day: Tuesday
Date: 1/18/2022

City: Burbank
Project #: CA22_020022_015n

North Bound

Time	< 15	15 - 19	20 - 24	25 - 29	30 - 34	35 - 39	40 - 44	45 - 49	50 - 54	55 - 59	60 - 64	65 - 69	70 +	Total
00:00 AM	0	0	1	0	0	0	0	0	0	0	0	0	0	1
01:00	1	1	0	0	0	0	0	0	0	0	0	0	0	2
02:00	0	0	0	0	0	0	0	0	0	0	0	0	0	0
03:00	0	0	0	0	0	0	0	0	0	0	0	0	0	0
04:00	0	0	1	0	0	0	0	0	0	0	0	0	0	1
05:00	1	1	0	1	0	0	0	0	0	0	0	0	0	3
06:00	1	2	0	0	0	0	0	0	0	0	0	0	0	3
07:00	3	8	5	0	0	0	0	0	0	0	0	0	0	16
08:00	4	10	6	0	0	0	0	0	0	0	0	0	0	20
09:00	8	8	2	1	0	0	0	0	0	0	0	0	0	19
10:00	4	3	1	1	0	0	0	0	0	0	0	0	0	9
11:00	2	8	4	3	0	0	0	0	0	0	0	0	0	17
12:00 PM	1	8	7	1	1	0	0	0	0	0	0	0	0	18
13:00	4	9	6	0	0	0	0	0	0	0	0	0	0	19
14:00	2	11	7	1	1	0	0	0	0	0	0	0	0	22
15:00	5	9	4	0	0	0	0	0	0	0	0	0	0	18
16:00	9	12	2	1	0	0	0	0	0	0	0	0	0	24
17:00	3	6	4	0	0	0	0	0	0	0	0	0	0	13
18:00	3	10	2	0	0	0	0	0	0	0	0	0	0	15
19:00	2	8	0	0	0	0	0	0	0	0	0	0	0	10
20:00	0	3	1	1	0	0	0	0	0	0	0	0	0	5
21:00	1	3	1	0	0	0	0	0	0	0	0	0	0	5
22:00	0	0	0	0	0	0	0	0	0	0	0	0	0	0
23:00	0	2	0	0	0	0	0	0	0	0	0	0	0	2
Totals	54	122	54	10	2									242
% of Totals	22%	50%	22%	4%	1%									100%

AM Volumes	24	41	20	6	0	0	0	0	0	0	0	0	0	91
% AM	10%	17%	8%	2%										38%
AM Peak Hour	09:00	08:00	08:00	11:00										08:00
Volume	8	10	6	3										20
PM Volumes	30	81	34	4	2	0	0	0	0	0	0	0	0	151
% PM	12%	33%	14%	2%	1%									62%
PM Peak Hour	16:00	16:00	12:00	12:00	12:00									16:00
Volume	9	12	7	1	1									24

Directional Peak Periods	AM 7-9			NOON 12-2			PM 4-6			Off Peak Volumes		
All Speeds	Volume		%	Volume		%	Volume		%	Volume		%
	36	↔	15%	37	↔	15%	37	↔	15%	132	↔	55%

Street Name	Direction	Percentiles					
		15th	50th	Average	85th	95th	ADT
S Orchard Dr	North Bound	12	18	17	23	25	242
S Orchard Dr	South Bound	8	15	15	20	24	226

Prepared by National Data & Surveying Services

SPEED

S Orchard Dr Bet. W Oak St & W Alameda Ave

Day: Tuesday
Date: 1/18/2022

City: Burbank
Project #: CA22_020022_015s

South Bound

Time	< 15	15 - 19	20 - 24	25 - 29	30 - 34	35 - 39	40 - 44	45 - 49	50 - 54	55 - 59	60 - 64	65 - 69	70 +	Total
00:00 AM	0	1	1	1	0	0	0	0	0	0	0	0	0	3
01:00	0	0	0	0	0	0	0	0	0	0	0	0	0	0
02:00	1	0	0	0	0	0	0	0	0	0	0	0	0	1
03:00	0	0	0	0	0	0	0	0	0	0	0	0	0	0
04:00	0	0	0	0	0	0	0	0	0	0	0	0	0	0
05:00	5	0	0	0	0	0	0	0	0	0	0	0	0	5
06:00	4	1	1	0	0	0	0	0	0	0	0	0	0	6
07:00	8	5	1	0	1	0	0	0	0	0	0	0	0	15
08:00	7	5	1	0	0	0	0	0	0	0	0	0	0	13
09:00	4	4	2	1	0	0	0	0	0	0	0	0	0	11
10:00	2	6	3	1	0	0	0	0	0	0	0	0	0	12
11:00	8	8	1	1	0	0	0	0	0	0	0	0	0	18
12:00 PM	7	7	3	1	0	0	0	0	0	0	0	0	0	18
13:00	7	11	0	0	0	0	0	0	0	0	0	0	0	18
14:00	13	7	1	0	0	0	0	0	0	0	0	0	0	21
15:00	11	6	0	0	0	0	0	0	0	0	0	0	0	17
16:00	9	7	1	0	0	0	0	0	0	0	0	0	0	17
17:00	3	7	1	0	0	0	0	0	0	0	0	0	0	11
18:00	5	5	0	0	0	0	0	0	0	0	0	0	0	10
19:00	5	3	0	0	0	0	0	0	0	0	0	0	0	8
20:00	6	4	1	1	0	0	0	0	0	0	0	0	0	12
21:00	7	2	0	1	0	0	0	0	0	0	0	0	0	10
22:00	0	0	0	0	0	0	0	0	0	0	0	0	0	0
23:00	0	0	0	0	0	0	0	0	0	0	0	0	0	0
Totals	112	89	17	7	1									226
% of Totals	50%	39%	8%	3%	0%									100%

AM Volumes	39	30	10	4	1	0	0	0	0	0	0	0	0	84
% AM	17%	13%	4%	2%	0%									37%
AM Peak Hour	07:00	11:00	10:00		07:00									11:00
Volume	8	8	3	1	1									18
PM Volumes	73	59	7	3	0	0	0	0	0	0	0	0	0	142
% PM	32%	26%	3%	1%										63%
PM Peak Hour	14:00	13:00	12:00	12:00										14:00
Volume	13	11	3	1										21

Directional Peak Periods	AM 7-9			NOON 12-2			PM 4-6			Off Peak Volumes		
All Speeds	Volume		%	Volume		%	Volume		%	Volume		%
	28	↔	12%	36	↔	16%	28	↔	12%	134	↔	59%

Street Name	Direction	Percentiles					
		15th	50th	Average	85th	95th	ADT
S Orchard Dr	North Bound	12	18	17	23	25	242
S Orchard Dr	South Bound	8	15	15	20	24	226

Prepared by National Data & Surveying Services

SPEED

S Orchard Dr Bet. W Oak St & W Alameda Ave

Day: Tuesday
Date: 1/18/2022

City: Burbank
Project #: CA22_020022_015

Summary

Time	< 15	15 - 19	20 - 24	25 - 29	30 - 34	35 - 39	40 - 44	45 - 49	50 - 54	55 - 59	60 - 64	65 - 69	70 +	Total
00:00 AM	0	1	2	1	0	0	0	0	0	0	0	0	0	4
01:00	1	1	0	0	0	0	0	0	0	0	0	0	0	2
02:00	1	0	0	0	0	0	0	0	0	0	0	0	0	1
03:00	0	0	0	0	0	0	0	0	0	0	0	0	0	0
04:00	0	0	1	0	0	0	0	0	0	0	0	0	0	1
05:00	6	1	0	1	0	0	0	0	0	0	0	0	0	8
06:00	5	3	1	0	0	0	0	0	0	0	0	0	0	9
07:00	11	13	6	0	1	0	0	0	0	0	0	0	0	31
08:00	11	15	7	0	0	0	0	0	0	0	0	0	0	33
09:00	12	12	4	2	0	0	0	0	0	0	0	0	0	30
10:00	6	9	4	2	0	0	0	0	0	0	0	0	0	21
11:00	10	16	5	4	0	0	0	0	0	0	0	0	0	35
12:00 PM	8	15	10	2	1	0	0	0	0	0	0	0	0	36
13:00	11	20	6	0	0	0	0	0	0	0	0	0	0	37
14:00	15	18	8	1	1	0	0	0	0	0	0	0	0	43
15:00	16	15	4	0	0	0	0	0	0	0	0	0	0	35
16:00	18	19	3	1	0	0	0	0	0	0	0	0	0	41
17:00	6	13	5	0	0	0	0	0	0	0	0	0	0	24
18:00	8	15	2	0	0	0	0	0	0	0	0	0	0	25
19:00	7	11	0	0	0	0	0	0	0	0	0	0	0	18
20:00	6	7	2	2	0	0	0	0	0	0	0	0	0	17
21:00	8	5	1	1	0	0	0	0	0	0	0	0	0	15
22:00	0	0	0	0	0	0	0	0	0	0	0	0	0	0
23:00	0	2	0	0	0	0	0	0	0	0	0	0	0	2
Totals	166	211	71	17	3									468
% of Totals	35%	45%	15%	4%	1%									100%

AM Volumes	63	71	30	10	1	0	0	0	0	0	0	0	0	175
% AM	13%	15%	6%	2%	0%									37%
AM Peak Hour	09:00	11:00	08:00	11:00	07:00									11:00
Volume	12	16	7	4	1									35
PM Volumes	103	140	41	7	2	0	0	0	0	0	0	0	0	293
% PM	22%	30%	9%	1%	0%									63%
PM Peak Hour	16:00	13:00	12:00	12:00	12:00									14:00
Volume	18	20	10	2	1									43

Directional Peak Periods	AM 7-9			NOON 12-2			PM 4-6			Off Peak Volumes		
All Speeds	Volume		%	Volume		%	Volume		%	Volume		%
	64	↔	14%	73	↔	16%	65	↔	14%	266	↔	57%

Street Name	Direction	Percentiles					
		15th	50th	Average	85th	95th	ADT
S Orchard Dr	Summary	9	17	16	21	25	468

Prepared by NDS/ATD

Prepared by National Data & Surveying Services

VOLUME

S Orchard Dr Bet. W Oak St & W Alameda Ave

Day: Tuesday
Date: 1/18/2022

City: Burbank
Project #: CA22_020022_015

DAILY TOTALS	NB	SB	EB	WB	Total
	242	226	0	0	468

AM Period	NB		SB		EB	WB	TOTAL		PM Period	NB		SB		EB	WB	TOTAL	
00:00	0		0		0	0			12:00	4		3		0	0	7	
00:15	0		1		0	0	1		12:15	5		9		0	0	14	
00:30	0		1		0	0	1		12:30	5		3		0	0	8	
00:45	1	1	1	3	0	0	2	4	12:45	4	18	3	18	0	0	7	36
01:00	1		0		0	0	1		13:00	3		3		0	0	6	
01:15	0		0		0	0			13:15	6		7		0	0	13	
01:30	0		0		0	0			13:30	5		2		0	0	7	
01:45	1	2	0		0	0	1	2	13:45	5	19	6	18	0	0	11	37
02:00	0		1		0	0	1		14:00	4		4		0	0	8	
02:15	0		0		0	0			14:15	3		4		0	0	7	
02:30	0		0		0	0			14:30	8		8		0	0	16	
02:45	0		0	1	0	0		1	14:45	7	22	5	21	0	0	12	43
03:00	0		0		0	0			15:00	6		4		0	0	10	
03:15	0		0		0	0			15:15	7		4		0	0	11	
03:30	0		0		0	0			15:30	4		5		0	0	9	
03:45	0		0		0	0			15:45	1	18	4	17	0	0	5	35
04:00	0		0		0	0			16:00	11		7		0	0	18	
04:15	0		0		0	0			16:15	5		6		0	0	11	
04:30	0		0		0	0			16:30	4		1		0	0	5	
04:45	1	1	0		0	0	1	1	16:45	4	24	3	17	0	0	7	41
05:00	0		0		0	0			17:00	2		4		0	0	6	
05:15	1		0		0	0	1		17:15	7		1		0	0	8	
05:30	1		2		0	0	3		17:30	2		6		0	0	8	
05:45	1	3	3	5	0	0	4	8	17:45	2	13	0	11	0	0	2	24
06:00	1		1		0	0	2		18:00	3		4		0	0	7	
06:15	1		1		0	0	2		18:15	4		1		0	0	5	
06:30	1		3		0	0	4		18:30	4		3		0	0	7	
06:45	0	3	1	6	0	0	1	9	18:45	4	15	2	10	0	0	6	25
07:00	6		4		0	0	10		19:00	2		5		0	0	7	
07:15	3		3		0	0	6		19:15	3		1		0	0	4	
07:30	4		5		0	0	9		19:30	4		1		0	0	5	
07:45	3	16	3	15	0	0	6	31	19:45	1	10	1	8	0	0	2	18
08:00	7		2		0	0	9		20:00	1		5		0	0	6	
08:15	6		2		0	0	8		20:15	1		2		0	0	3	
08:30	1		6		0	0	7		20:30	3		2		0	0	5	
08:45	6	20	3	13	0	0	9	33	20:45	0	5	3	12	0	0	3	17
09:00	4		2		0	0	6		21:00	1		2		0	0	3	
09:15	4		2		0	0	6		21:15	0		1		0	0	1	
09:30	3		2		0	0	5		21:30	4		4		0	0	8	
09:45	8	19	5	11	0	0	13	30	21:45	0	5	3	10	0	0	3	15
10:00	2		6		0	0	8		22:00	0		0		0	0		
10:15	1		3		0	0	4		22:15	0		0		0	0		
10:30	4		2		0	0	6		22:30	0		0		0	0		
10:45	2	9	1	12	0	0	3	21	22:45	0		0		0	0		
11:00	7		4		0	0	11		23:00	1		0		0	0	1	
11:15	3		5		0	0	8		23:15	0		0		0	0		
11:30	2		4		0	0	6		23:30	0		0		0	0		
11:45	5	17	5	18	0	0	10	35	23:45	1	2	0		0	0	1	2
TOTALS		91		84				175	TOTALS		151		142				293
SPLIT %		52.0%		48.0%				37.4%	SPLIT %		51.5%		48.5%				62.6%

DAILY TOTALS	NB	SB	EB	WB	Total
	242	226	0	0	468

AM Peak Hour	07:30	11:30			11:45	PM Peak Hour	14:30	13:45			14:30
AM Pk Volume	20	21			39	PM Pk Volume	28	22			49
Pk Hr Factor	0.714	0.583			0.696	Pk Hr Factor	0.875	0.688			0.766
7 - 9 Volume	36	28	0	0	64	4 - 6 Volume	37	28	0	0	65
7 - 9 Peak Hour	07:30	07:00			08:00	4 - 6 Peak Hour	16:00	16:00			16:00
7 - 9 Pk Volume	20	15	0	0	33	4 - 6 Pk Volume	24	17	0	0	41
Pk Hr Factor	0.714	0.750	0.000	0.000	0.917	Pk Hr Factor	0.545	0.607	0.000	0.000	0.569

Prepared by NDS/ATD

Project #: CA22_020022_015 **City:** Burbank

Location: S Orchard Dr Bet. W Oak St & W Alameda **Date:** 1/18/2022

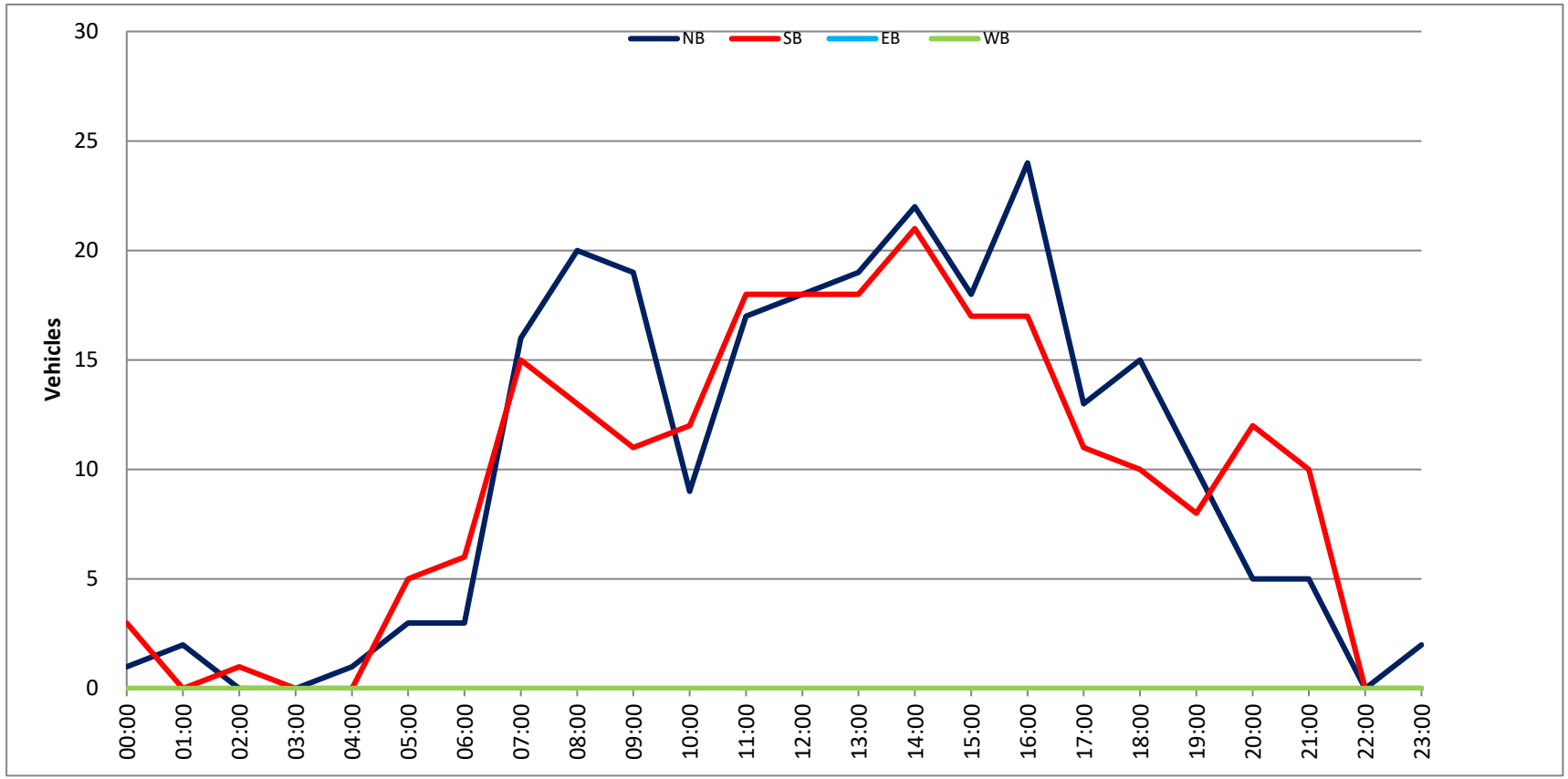

Prepared by National Data & Surveying Services

SPEED

S Orchard Dr Bet. W Oak St & W Alameda Ave

Day: Wednesday
Date: 1/19/2022

City: Burbank
Project #: CA22_020022_015n

North Bound

Time	< 15	15 - 19	20 - 24	25 - 29	30 - 34	35 - 39	40 - 44	45 - 49	50 - 54	55 - 59	60 - 64	65 - 69	70 +	Total
00:00 AM	0	0	0	0	0	0	0	0	0	0	0	0	0	0
00:15	0	1	0	0	0	0	0	0	0	0	0	0	0	1
00:30	0	2	0	0	0	0	0	0	0	0	0	0	0	2
00:45	0	0	0	0	0	0	0	0	0	0	0	0	0	0
01:00	0	0	0	0	0	0	0	0	0	0	0	0	0	0
01:15	0	0	0	0	0	0	0	0	0	0	0	0	0	0
01:30	0	1	1	0	0	0	0	0	0	0	0	0	0	2
01:45	0	0	0	0	0	0	0	0	0	0	0	0	0	0
02:00	0	0	0	0	0	0	0	0	0	0	0	0	0	0
02:15	0	1	0	0	0	0	0	0	0	0	0	0	0	1
02:30	0	0	0	0	0	0	0	0	0	0	0	0	0	0
02:45	0	0	0	0	0	0	0	0	0	0	0	0	0	0
03:00	0	0	0	0	0	0	0	0	0	0	0	0	0	0
03:15	0	0	0	0	0	0	0	0	0	0	0	0	0	0
03:30	0	0	0	0	0	0	0	0	0	0	0	0	0	0
03:45	0	0	0	0	0	0	0	0	0	0	0	0	0	0
04:00	0	0	0	0	0	0	0	0	0	0	0	0	0	0
04:15	0	0	0	0	0	0	0	0	0	0	0	0	0	0
04:30	0	0	0	0	0	0	0	0	0	0	0	0	0	0
04:45	0	0	0	0	0	0	0	0	0	0	0	0	0	0
05:00	0	0	0	0	0	0	0	0	0	0	0	0	0	0
05:15	1	0	0	0	0	0	0	0	0	0	0	0	0	1
05:30	0	0	0	0	0	0	0	0	0	0	0	0	0	0
05:45	0	1	0	0	0	0	0	0	0	0	0	0	0	1
06:00	0	0	0	0	0	0	0	0	0	0	0	0	0	0
06:15	0	1	0	0	0	0	0	0	0	0	0	0	0	1
06:30	0	3	0	0	0	0	0	0	0	0	0	0	0	3
06:45	0	2	0	0	0	0	0	0	0	0	0	0	0	2
07:00	2	1	0	0	0	0	0	0	0	0	0	0	0	3
07:15	0	1	2	0	0	0	0	0	0	0	0	0	0	3
07:30	0	1	0	0	0	0	0	0	0	0	0	0	0	1
07:45	0	5	2	1	0	0	0	0	0	0	0	0	0	8
08:00	2	2	0	0	0	0	0	0	0	0	0	0	0	4
08:15	1	1	1	0	0	0	0	0	0	0	0	0	0	3
08:30	1	0	0	0	0	0	0	0	0	0	0	0	0	1
08:45	1	0	1	0	0	0	0	0	0	0	0	0	0	2
09:00	1	4	0	0	0	0	0	0	0	0	0	0	0	5
09:15	1	0	0	0	0	0	0	0	0	0	0	0	0	1
09:30	1	0	1	1	0	0	0	0	0	0	0	0	0	3
09:45	2	4	1	1	0	0	0	0	0	0	0	0	0	8
10:00	1	2	2	0	1	0	0	0	0	0	0	0	0	6
10:15	0	2	2	0	0	0	0	0	0	0	0	0	0	4
10:30	1	1	2	0	0	0	0	0	0	0	0	0	0	4
10:45	0	4	2	0	0	0	0	0	0	0	0	0	0	6
11:00	1	3	0	0	0	0	0	0	0	0	0	0	0	4
11:15	0	3	0	0	0	0	0	0	0	0	0	0	0	3
11:30	0	2	1	0	0	0	0	0	0	0	0	0	0	3
11:45	1	1	0	0	0	0	0	0	0	0	0	0	0	2
12:00 PM	0	2	1	0	0	0	0	0	0	0	0	0	0	3
12:15	2	1	1	0	0	0	0	0	0	0	0	0	0	4
12:30	1	1	2	0	0	0	0	0	0	0	0	0	0	4
12:45	2	1	3	1	0	0	0	0	0	0	0	0	0	7
13:00	0	2	0	0	0	0	0	0	0	0	0	0	0	2
13:15	0	2	0	0	0	0	0	0	0	0	0	0	0	2
13:30	1	2	0	0	0	0	0	0	0	0	0	0	0	3
13:45	0	2	1	0	0	0	0	0	0	0	0	0	0	3
14:00	2	2	0	0	0	0	0	0	0	0	0	0	0	4
14:15	3	1	1	0	0	0	0	0	0	0	0	0	0	5
14:30	1	2	1	0	0	0	0	0	0	0	0	0	0	4
14:45	1	4	1	0	0	0	0	0	0	0	0	0	0	6
15:00	0	1	3	0	0	0	0	0	0	0	0	0	0	4
15:15	0	4	0	0	0	0	0	0	0	0	0	0	0	4
15:30	2	2	0	0	0	0	0	0	0	0	0	0	0	4
15:45	0	1	1	0	0	0	0	0	0	0	0	0	0	2
16:00	0	2	1	0	0	0	0	0	0	0	0	0	0	3
16:15	0	1	0	1	0	0	0	0	0	0	0	0	0	2
16:30	2	2	1	0	0	0	0	0	0	0	0	0	0	5
16:45	2	4	0	0	0	0	0	0	0	0	0	0	0	6
17:00	2	3	1	0	0	0	0	0	0	0	0	0	0	6
17:15	1	2	1	0	0	0	0	0	0	0	0	0	0	4
17:30	2	4	0	0	0	0	0	0	0	0	0	0	0	6
17:45	1	2	1	0	0	0	0	0	0	0	0	0	0	4
18:00	0	3	1	0	0	0	0	0	0	0	0	0	0	4
18:15	1	2	0	1	0	0	0	0	0	0	0	0	0	4
18:30	0	4	1	0	0	0	0	0	0	0	0	0	0	5
18:45	0	2	0	1	0	0	0	0	0	0	0	0	0	3
19:00	0	0	0	0	0	0	0	0	0	0	0	0	0	0
19:15	0	2	0	0	0	0	0	0	0	0	0	0	0	2
19:30	0	3	1	0	0	0	0	0	0	0	0	0	0	4
19:45	0	1	0	0	0	0	0	0	0	0	0	0	0	1
20:00	1	1	0	0	0	0	0	0	0	0	0	0	0	2
20:15	0	1	0	0	0	0	0	0	0	0	0	0	0	1
20:30	0	0	0	0	0	0	0	0	0	0	0	0	0	0
20:45	0	1	0	0	0	0	0	0	0	0	0	0	0	1
21:00	0	0	0	0	0	0	0	0	0	0	0	0	0	0
21:15	0	0	0	0	0	0	0	0	0	0	0	0	0	0
21:30	0	1	0	0	0	0	0	0	0	0	0	0	0	1
21:45	0	1	1	0	0	0	0	0	0	0	0	0	0	2
22:00	0	0	0	0	0	0	0	0	0	0	0	0	0	0
22:15	0	1	0	0	0	0	0	0	0	0	0	0	0	1
22:30	1	0	0	0	0	0	0	0	0	0	0	0	0	1
22:45	0	0	0	0	0	0	0	0	0	0	0	0	0	0
23:00	1	0	0	0	0	0	0	0	0	0	0	0	0	1
23:15	0	1	0	0	0	0	0	0	0	0	0	0	0	1
23:30	0	0	0	0	0	0	0	0	0	0	0	0	0	0
23:45	0	0	0	0	0	0	0	0	0	0	0	0	0	0
Totals	46	123	42	7	1									219
% of Totals	21%	56%	19%	3%	0%									100%

AM Volumes	17	49	18	3	1	0	0	0	0	0	0	0	0	88
% AM	8%	22%	8%	1%	0%									40%
AM Peak Hour	08:00	10:45	10:00	09:00	09:15									09:45
Volume	5	12	8	2	1									22
PM Volumes	29	74	24	4	0	0	0	0	0	0	0	0	0	131
% PM	13%	34%	11%	2%										60%
PM Peak Hour	14:00	16:45	12:00	18:00										16:45
Volume	7	13	7	2										22

Directional Peak Periods	AM 7-9			NOON 12-2			PM 4-6			Off Peak Volumes		
All Classes	Volume	⟷	%	Volume	⟷	%	Volume	⟷	%	Volume	⟷	%
	25		11%	28		13%	36		16%	130		59%

Street Name	Direction	Percentiles					
		15th	50th	Average	85th	95th	ADT
S Orchard Dr	North Bound	12	18	17	22	25	219
S Orchard Dr	South Bound	8	15	15	20	24	244

Prepared by National Data & Surveying Services

SPEED

S Orchard Dr Bet. W Oak St & W Alameda Ave

Day: Wednesday
Date: 1/19/2022

City: Burbank
Project #: CA22_020022_015s

South Bound

Time	< 15	15 - 19	20 - 24	25 - 29	30 - 34	35 - 39	40 - 44	45 - 49	50 - 54	55 - 59	60 - 64	65 - 69	70 +	Total
00:00 AM	0	0	0	0	0	0	0	0	0	0	0	0	0	0
00:15	0	0	0	0	0	0	0	0	0	0	0	0	0	0
00:30	0	1	0	0	0	0	0	0	0	0	0	0	0	1
00:45	0	0	0	0	0	0	0	0	0	0	0	0	0	0
01:00	0	0	0	0	0	0	0	0	0	0	0	0	0	0
01:15	0	0	0	0	0	0	0	0	0	0	0	0	0	0
01:30	0	0	0	0	0	0	0	0	0	0	0	0	0	0
01:45	0	0	1	0	0	0	0	0	0	0	0	0	0	1
02:00	0	0	0	0	0	0	0	0	0	0	0	0	0	0
02:15	0	0	0	0	0	0	0	0	0	0	0	0	0	0
02:30	0	0	0	0	0	0	0	0	0	0	0	0	0	0
02:45	0	1	0	0	0	0	0	0	0	0	0	0	0	1
03:00	0	0	0	0	0	0	0	0	0	0	0	0	0	0
03:15	0	0	0	0	0	0	0	0	0	0	0	0	0	0
03:30	0	0	0	0	0	0	0	0	0	0	0	0	0	0
03:45	0	0	0	0	0	0	0	0	0	0	0	0	0	0
04:00	0	0	0	0	0	0	0	0	0	0	0	0	0	0
04:15	0	0	0	0	0	0	0	0	0	0	0	0	0	0
04:30	0	0	0	0	0	0	0	0	0	0	0	0	0	0
04:45	0	0	0	0	0	0	0	0	0	0	0	0	0	0
05:00	1	0	0	0	0	0	0	0	0	0	0	0	0	1
05:15	0	0	0	0	0	0	0	0	0	0	0	0	0	0
05:30	0	0	0	0	0	0	0	0	0	0	0	0	0	0
05:45	1	2	0	0	0	0	0	0	0	0	0	0	0	3
06:00	0	0	0	0	0	0	0	0	0	0	0	0	0	0
06:15	0	0	0	0	0	0	0	0	0	0	0	0	0	0
06:30	0	1	0	0	0	0	0	0	0	0	0	0	0	1
06:45	3	0	0	0	0	0	0	0	0	0	0	0	0	3
07:00	2	0	0	0	0	0	0	0	0	0	0	0	0	2
07:15	1	0	0	0	0	0	0	0	0	0	0	0	0	1
07:30	0	1	0	0	1	0	0	0	0	0	0	0	0	2
07:45	2	1	0	0	0	0	0	0	0	0	0	0	0	3
08:00	2	0	0	1	0	0	0	0	0	0	0	0	0	3
08:15	2	0	0	0	0	0	0	0	0	0	0	0	0	2
08:30	4	0	0	0	0	0	0	0	0	0	0	0	0	4
08:45	1	3	0	0	0	0	0	0	0	0	0	0	0	4
09:00	1	1	0	0	0	0	0	0	0	0	0	0	0	2
09:15	0	0	0	0	0	0	0	0	0	0	0	0	0	0
09:30	2	2	1	0	0	0	0	0	0	0	0	0	0	5
09:45	1	1	0	1	0	0	0	0	0	0	0	0	0	3
10:00	4	3	1	0	0	0	0	0	0	0	0	0	0	8
10:15	3	1	0	0	0	0	0	0	0	0	0	0	0	4
10:30	4	1	0	0	0	0	0	0	0	0	0	0	0	5
10:45	2	0	1	0	1	0	0	0	0	0	0	0	0	4
11:00	2	1	0	0	0	0	0	0	0	0	0	0	0	3
11:15	2	0	0	1	0	0	0	0	0	0	0	0	0	3
11:30	3	0	0	0	0	0	0	0	0	0	0	0	0	3
11:45	0	1	1	0	0	0	0	0	0	0	0	0	0	2
12:00 PM	3	1	0	0	0	0	0	0	0	0	0	0	0	4
12:15	1	2	1	0	0	0	0	0	0	0	0	0	0	4
12:30	0	3	0	0	0	0	0	0	0	0	0	0	0	3
12:45	5	2	1	1	0	0	0	0	0	0	0	0	0	9
13:00	3	1	0	0	0	0	0	0	0	0	0	0	0	4
13:15	2	1	1	0	0	0	0	0	0	0	0	0	0	4
13:30	1	4	1	0	0	0	0	0	0	0	0	0	0	6
13:45	1	3	0	0	0	0	0	0	0	0	0	0	0	4
14:00	4	1	0	0	0	0	0	0	0	0	0	0	0	5
14:15	0	2	0	0	1	0	0	0	0	0	0	0	0	3
14:30	0	2	0	0	0	0	0	0	0	0	0	0	0	2
14:45	1	0	2	0	0	0	0	0	0	0	0	0	0	3
15:00	2	2	1	0	0	0	0	0	0	0	0	0	0	5
15:15	6	2	0	0	0	0	0	0	0	0	0	0	0	8
15:30	6	2	0	0	0	0	0	0	0	0	0	0	0	8
15:45	3	2	2	0	0	0	0	0	0	0	0	0	0	7
16:00	4	3	1	1	0	0	0	0	0	0	0	0	0	9
16:15	1	1	0	0	0	0	0	0	0	0	0	0	0	2
16:30	2	1	3	0	0	0	0	0	0	0	0	0	0	6
16:45	2	1	0	0	0	0	0	0	0	0	0	0	0	3
17:00	3	1	0	0	0	0	0	0	0	0	0	0	0	4
17:15	2	1	0	1	0	0	0	0	0	0	0	0	0	4
17:30	3	5	1	0	0	0	0	0	0	0	0	0	0	9
17:45	0	2	1	0	0	0	0	0	0	0	0	0	0	3
18:00	1	2	0	0	0	0	0	0	0	0	0	0	0	3
18:15	1	3	0	0	0	0	0	0	0	0	0	0	0	4
18:30	1	3	1	0	0	0	0	0	0	0	0	0	0	5
18:45	6	2	0	0	0	0	0	0	0	0	0	0	0	8
19:00	1	3	0	0	0	0	0	0	0	0	0	0	0	4
19:15	0	2	0	0	0	0	0	0	0	0	0	0	0	2
19:30	4	0	0	0	0	0	0	0	0	0	0	0	0	4
19:45	1	0	0	0	0	0	0	0	0	0	0	0	0	1
20:00	2	1	1	0	0	0	0	0	0	0	0	0	0	4
20:15	1	3	0	0	0	0	0	0	0	0	0	0	0	4
20:30	0	1	0	0	0	0	0	0	0	0	0	0	0	1
20:45	1	1	0	0	0	0	0	0	0	0	0	0	0	2
21:00	1	0	1	0	0	0	0	0	0	0	0	0	0	2
21:15	0	0	0	0	0	0	0	0	0	0	0	0	0	0
21:30	0	1	0	0	0	0	0	0	0	0	0	0	0	1
21:45	1	1	0	0	0	0	0	0	0	0	0	0	0	2
22:00	0	0	0	0	0	0	0	0	0	0	0	0	0	0
22:15	1	0	0	0	0	0	0	0	0	0	0	0	0	1
22:30	1	0	0	0	0	0	0	0	0	0	0	0	0	1
22:45	0	0	0	0	0	0	0	0	0	0	0	0	0	0
23:00	0	0	0	0	0	0	0	0	0	0	0	0	0	0
23:15	0	2	0	0	0	0	0	0	0	0	0	0	0	2
23:30	0	0	0	0	0	0	0	0	0	0	0	0	0	0
23:45	0	0	0	0	0	0	0	0	0	0	0	0	0	0
Totals	121	91	23	6	3									244
% of Totals	50%	37%	9%	2%	1%									100%

AM Volumes	43	21	5	3	2	0	0	0	0	0	0	0	0	74
% AM	18%	9%	2%	1%	1%									30%
AM Peak Hour	10:00	09:30	09:15	07:15	06:45									10:00
Volume	13	7	2	1	1									21
PM Volumes	78	70	18	3	1	0	0	0	0	0	0	0	0	170
% PM	32%	29%	7%	1%	0%									70%
PM Peak Hour	15:15	17:30	15:45	12:00	13:30									15:15
Volume	19	12	6	1	1									32

Directional Peak Periods	AM 7-9			NOON 12-2			PM 4-6			Off Peak Volumes		
All Classes	Volume	⟷	%	Volume	⟷	%	Volume	⟷	%	Volume	⟷	%
	21		9%	38		16%	40		16%	145		59%

Street Name	Direction	Percentiles					
		15th	50th	Average	85th	95th	ADT
S Orchard Dr	North Bound	12	18	17	22	25	219
S Orchard Dr	South Bound	8	15	15	20	24	244

Prepared by National Data & Surveying Services

SPEED

S Orchard Dr Bet. W Oak St & W Alameda Ave

Day: Wednesday
Date: 1/19/2022

City: Burbank
Project #: CA22_020022_015

Summary

Time	< 15	15 - 19	20 - 24	25 - 29	30 - 34	35 - 39	40 - 44	45 - 49	50 - 54	55 - 59	60 - 64	65 - 69	70 +	Total
00:00 AM	0	0	0	0	0	0	0	0	0	0	0	0	0	0
00:15	0	1	0	0	0	0	0	0	0	0	0	0	0	1
00:30	0	3	0	0	0	0	0	0	0	0	0	0	0	3
00:45	0	0	0	0	0	0	0	0	0	0	0	0	0	0
01:00	0	0	0	0	0	0	0	0	0	0	0	0	0	0
01:15	0	0	0	0	0	0	0	0	0	0	0	0	0	0
01:30	0	1	1	0	0	0	0	0	0	0	0	0	0	2
01:45	0	0	1	0	0	0	0	0	0	0	0	0	0	1
02:00	0	0	0	0	0	0	0	0	0	0	0	0	0	0
02:15	0	1	0	0	0	0	0	0	0	0	0	0	0	1
02:30	0	0	0	0	0	0	0	0	0	0	0	0	0	0
02:45	0	1	0	0	0	0	0	0	0	0	0	0	0	1
03:00	0	0	0	0	0	0	0	0	0	0	0	0	0	0
03:15	0	0	0	0	0	0	0	0	0	0	0	0	0	0
03:30	0	0	0	0	0	0	0	0	0	0	0	0	0	0
03:45	0	0	0	0	0	0	0	0	0	0	0	0	0	0
04:00	0	0	0	0	0	0	0	0	0	0	0	0	0	0
04:15	0	0	0	0	0	0	0	0	0	0	0	0	0	0
04:30	0	0	0	0	0	0	0	0	0	0	0	0	0	0
04:45	0	0	0	0	0	0	0	0	0	0	0	0	0	0
05:00	1	0	0	0	0	0	0	0	0	0	0	0	0	1
05:15	1	0	0	0	0	0	0	0	0	0	0	0	0	1
05:30	0	0	0	0	0	0	0	0	0	0	0	0	0	0
05:45	1	3	0	0	0	0	0	0	0	0	0	0	0	4
06:00	0	0	0	0	0	0	0	0	0	0	0	0	0	0
06:15	0	1	0	0	0	0	0	0	0	0	0	0	0	1
06:30	0	4	0	0	0	0	0	0	0	0	0	0	0	4
06:45	3	2	0	0	0	0	0	0	0	0	0	0	0	5
07:00	4	1	0	0	0	0	0	0	0	0	0	0	0	5
07:15	1	1	2	0	0	0	0	0	0	0	0	0	0	4
07:30	0	2	0	0	1	0	0	0	0	0	0	0	0	3
07:45	2	6	2	1	0	0	0	0	0	0	0	0	0	11
08:00	4	2	0	1	0	0	0	0	0	0	0	0	0	7
08:15	3	1	1	0	0	0	0	0	0	0	0	0	0	5
08:30	5	0	0	0	0	0	0	0	0	0	0	0	0	5
08:45	2	3	1	0	0	0	0	0	0	0	0	0	0	6
09:00	2	5	0	0	0	0	0	0	0	0	0	0	0	7
09:15	1	0	0	0	0	0	0	0	0	0	0	0	0	1
09:30	3	2	2	1	0	0	0	0	0	0	0	0	0	8
09:45	3	5	1	2	0	0	0	0	0	0	0	0	0	11
10:00	5	5	3	0	1	0	0	0	0	0	0	0	0	14
10:15	3	3	2	0	0	0	0	0	0	0	0	0	0	8
10:30	5	2	2	0	0	0	0	0	0	0	0	0	0	9
10:45	2	4	3	0	1	0	0	0	0	0	0	0	0	10
11:00	3	4	0	0	0	0	0	0	0	0	0	0	0	7
11:15	2	3	0	1	0	0	0	0	0	0	0	0	0	6
11:30	3	2	1	0	0	0	0	0	0	0	0	0	0	6
11:45	1	2	1	0	0	0	0	0	0	0	0	0	0	4
12:00 PM	3	3	1	0	0	0	0	0	0	0	0	0	0	7
12:15	3	3	2	0	0	0	0	0	0	0	0	0	0	8
12:30	1	4	2	0	0	0	0	0	0	0	0	0	0	7
12:45	7	3	4	2	0	0	0	0	0	0	0	0	0	16
13:00	3	3	0	0	0	0	0	0	0	0	0	0	0	6
13:15	2	3	1	0	0	0	0	0	0	0	0	0	0	6
13:30	2	6	1	0	0	0	0	0	0	0	0	0	0	9
13:45	1	5	1	0	0	0	0	0	0	0	0	0	0	7
14:00	6	3	0	0	0	0	0	0	0	0	0	0	0	9
14:15	3	3	1	0	1	0	0	0	0	0	0	0	0	8
14:30	1	4	1	0	0	0	0	0	0	0	0	0	0	6
14:45	2	4	3	0	0	0	0	0	0	0	0	0	0	9
15:00	2	3	4	0	0	0	0	0	0	0	0	0	0	9
15:15	6	6	0	0	0	0	0	0	0	0	0	0	0	12
15:30	8	4	0	0	0	0	0	0	0	0	0	0	0	12
15:45	3	3	3	0	0	0	0	0	0	0	0	0	0	9
16:00	4	5	2	1	0	0	0	0	0	0	0	0	0	12
16:15	1	2	0	1	0	0	0	0	0	0	0	0	0	4
16:30	4	3	4	0	0	0	0	0	0	0	0	0	0	11
16:45	4	5	0	0	0	0	0	0	0	0	0	0	0	9
17:00	5	4	1	0	0	0	0	0	0	0	0	0	0	10
17:15	3	3	1	1	0	0	0	0	0	0	0	0	0	8
17:30	5	9	1	0	0	0	0	0	0	0	0	0	0	15
17:45	1	4	2	0	0	0	0	0	0	0	0	0	0	7
18:00	1	5	1	0	0	0	0	0	0	0	0	0	0	7
18:15	2	5	0	1	0	0	0	0	0	0	0	0	0	8
18:30	1	7	2	0	0	0	0	0	0	0	0	0	0	10
18:45	6	4	0	1	0	0	0	0	0	0	0	0	0	11
19:00	1	3	0	0	0	0	0	0	0	0	0	0	0	4
19:15	0	4	0	0	0	0	0	0	0	0	0	0	0	4
19:30	4	3	1	0	0	0	0	0	0	0	0	0	0	8
19:45	1	1	0	0	0	0	0	0	0	0	0	0	0	2
20:00	3	2	1	0	0	0	0	0	0	0	0	0	0	6
20:15	1	4	0	0	0	0	0	0	0	0	0	0	0	5
20:30	0	1	0	0	0	0	0	0	0	0	0	0	0	1
20:45	1	2	0	0	0	0	0	0	0	0	0	0	0	3
21:00	1	0	1	0	0	0	0	0	0	0	0	0	0	2
21:15	0	0	0	0	0	0	0	0	0	0	0	0	0	0
21:30	0	2	0	0	0	0	0	0	0	0	0	0	0	2
21:45	1	2	1	0	0	0	0	0	0	0	0	0	0	4
22:00	0	0	0	0	0	0	0	0	0	0	0	0	0	0
22:15	1	1	0	0	0	0	0	0	0	0	0	0	0	2
22:30	2	0	0	0	0	0	0	0	0	0	0	0	0	2
22:45	0	0	0	0	0	0	0	0	0	0	0	0	0	0
23:00	1	0	0	0	0	0	0	0	0	0	0	0	0	1
23:15	0	3	0	0	0	0	0	0	0	0	0	0	0	3
23:30	0	0	0	0	0	0	0	0	0	0	0	0	0	0
23:45	0	0	0	0	0	0	0	0	0	0	0	0	0	0
Totals	167	214	65	13	4									463
% of Totals	36%	46%	14%	3%	1%									100%

AM Volumes	60	70	23	6	3	0	0	0	0	0	0	0	0	162
% AM	13%	15%	5%	1%	1%									35%
AM Peak Hour	09:45	09:30	10:00	09:00	10:00									09:45
Volume	16	15	10	3	2									42
PM Volumes	107	144	42	7	1	0	0	0	0	0	0	0	0	301
% PM	23%	31%	9%	2%	0%									65%
PM Peak Hour	15:15	17:30	12:00	12:00	13:30									15:15
Volume	21	23	9	2	1									45

Directional Peak Periods	AM 7-9			NOON 12-2			PM 4-6			Off Peak Volumes		
All Classes	Volume	⟷	%	Volume	⟷	%	Volume	⟷	%	Volume	⟷	%
	46		10%	66		14%	76		16%	275		59%

Street Name	Direction	Percentiles					
		15th	50th	Average	85th	95th	ADT
S Orchard Dr	Summary	9	17	16	21	25	463

Prepared by National Data & Surveying Services

SPEED

S Orchard Dr Bet. W Oak St & W Alameda Ave

Day: Wednesday
Date: 1/19/2022

City: Burbank
Project #: CA22_020022_015n

North Bound

Time	< 15	15 - 19	20 - 24	25 - 29	30 - 34	35 - 39	40 - 44	45 - 49	50 - 54	55 - 59	60 - 64	65 - 69	70 +	Total
00:00 AM	0	3	0	0	0	0	0	0	0	0	0	0	0	3
01:00	0	1	1	0	0	0	0	0	0	0	0	0	0	2
02:00	0	1	0	0	0	0	0	0	0	0	0	0	0	1
03:00	0	0	0	0	0	0	0	0	0	0	0	0	0	0
04:00	0	0	0	0	0	0	0	0	0	0	0	0	0	0
05:00	1	1	0	0	0	0	0	0	0	0	0	0	0	2
06:00	0	6	0	0	0	0	0	0	0	0	0	0	0	6
07:00	2	8	4	1	0	0	0	0	0	0	0	0	0	15
08:00	5	3	2	0	0	0	0	0	0	0	0	0	0	10
09:00	5	8	2	2	0	0	0	0	0	0	0	0	0	17
10:00	2	9	8	0	1	0	0	0	0	0	0	0	0	20
11:00	2	9	1	0	0	0	0	0	0	0	0	0	0	12
12:00 PM	5	5	7	1	0	0	0	0	0	0	0	0	0	18
13:00	1	8	1	0	0	0	0	0	0	0	0	0	0	10
14:00	7	9	3	0	0	0	0	0	0	0	0	0	0	19
15:00	2	8	4	0	0	0	0	0	0	0	0	0	0	14
16:00	4	9	2	1	0	0	0	0	0	0	0	0	0	16
17:00	6	11	3	0	0	0	0	0	0	0	0	0	0	20
18:00	1	11	2	2	0	0	0	0	0	0	0	0	0	16
19:00	0	6	1	0	0	0	0	0	0	0	0	0	0	7
20:00	1	3	0	0	0	0	0	0	0	0	0	0	0	4
21:00	0	2	1	0	0	0	0	0	0	0	0	0	0	3
22:00	1	1	0	0	0	0	0	0	0	0	0	0	0	2
23:00	1	1	0	0	0	0	0	0	0	0	0	0	0	2
Totals	46	123	42	7	1									219
% of Totals	21%	56%	19%	3%	0%									100%

AM Volumes	17	49	18	3	1	0	0	0	0	0	0	0	0	88
% AM	8%	22%	8%	1%	0%									40%
AM Peak Hour	08:00	10:00	10:00	09:00	10:00									10:00
Volume	5	9	8	2	1									20
PM Volumes	29	74	24	4	0	0	0	0	0	0	0	0	0	131
% PM	13%	34%	11%	2%										60%
PM Peak Hour	14:00	17:00	12:00	18:00										17:00
Volume	7	11	7	2										20

Directional Peak Periods	AM 7-9			NOON 12-2			PM 4-6			Off Peak Volumes		
All Speeds	Volume		%	Volume		%	Volume		%	Volume		%
	25	↔	11%	28	↔	13%	36	↔	16%	130	↔	59%

Street Name	Direction	Percentiles					
		15th	50th	Average	85th	95th	ADT
S Orchard Dr	North Bound	12	18	17	22	25	219
S Orchard Dr	South Bound	8	15	15	20	24	244

Prepared by National Data & Surveying Services

SPEED

S Orchard Dr Bet. W Oak St & W Alameda Ave

Day: Wednesday
Date: 1/19/2022

City: Burbank
Project #: CA22_020022_015s

South Bound

Time	< 15	15 - 19	20 - 24	25 - 29	30 - 34	35 - 39	40 - 44	45 - 49	50 - 54	55 - 59	60 - 64	65 - 69	70 +	Total
00:00 AM	0	1	0	0	0	0	0	0	0	0	0	0	0	1
01:00	0	0	1	0	0	0	0	0	0	0	0	0	0	1
02:00	0	1	0	0	0	0	0	0	0	0	0	0	0	1
03:00	0	0	0	0	0	0	0	0	0	0	0	0	0	0
04:00	0	0	0	0	0	0	0	0	0	0	0	0	0	0
05:00	2	2	0	0	0	0	0	0	0	0	0	0	0	4
06:00	3	1	0	0	0	0	0	0	0	0	0	0	0	4
07:00	5	2	0	0	1	0	0	0	0	0	0	0	0	8
08:00	9	3	0	1	0	0	0	0	0	0	0	0	0	13
09:00	4	4	1	1	0	0	0	0	0	0	0	0	0	10
10:00	13	5	2	0	1	0	0	0	0	0	0	0	0	21
11:00	7	2	1	1	0	0	0	0	0	0	0	0	0	11
12:00 PM	9	8	2	1	0	0	0	0	0	0	0	0	0	20
13:00	7	9	2	0	0	0	0	0	0	0	0	0	0	18
14:00	5	5	2	0	1	0	0	0	0	0	0	0	0	13
15:00	17	8	3	0	0	0	0	0	0	0	0	0	0	28
16:00	9	6	4	1	0	0	0	0	0	0	0	0	0	20
17:00	8	9	2	1	0	0	0	0	0	0	0	0	0	20
18:00	9	10	1	0	0	0	0	0	0	0	0	0	0	20
19:00	6	5	0	0	0	0	0	0	0	0	0	0	0	11
20:00	4	6	1	0	0	0	0	0	0	0	0	0	0	11
21:00	2	2	1	0	0	0	0	0	0	0	0	0	0	5
22:00	2	0	0	0	0	0	0	0	0	0	0	0	0	2
23:00	0	2	0	0	0	0	0	0	0	0	0	0	0	2
Totals	121	91	23	6	3									244
% of Totals	50%	37%	9%	2%	1%									100%

AM Volumes	43	21	5	3	2	0	0	0	0	0	0	0	0	74
% AM	18%	9%	2%	1%	1%									30%
AM Peak Hour	10:00	10:00	10:00	08:00	07:00									10:00
Volume	13	5	2	1	1									21
PM Volumes	78	70	18	3	1	0	0	0	0	0	0	0	0	170
% PM	32%	29%	7%	1%	0%									70%
PM Peak Hour	15:00	18:00	16:00	12:00	14:00									15:00
Volume	17	10	4	1	1									28

Directional Peak Periods	AM 7-9			NOON 12-2			PM 4-6			Off Peak Volumes		
All Speeds	Volume		%	Volume		%	Volume		%	Volume		%
	21	↔	9%	38	↔	16%	40	↔	16%	145	↔	59%

Street Name	Direction	Percentiles					
		15th	50th	Average	85th	95th	ADT
S Orchard Dr	North Bound	12	18	17	22	25	219
S Orchard Dr	South Bound	8	15	15	20	24	244

Prepared by National Data & Surveying Services

SPEED

S Orchard Dr Bet. W Oak St & W Alameda Ave

Day: Wednesday
Date: 1/19/2022

City: Burbank
Project #: CA22_020022_015

Summary

Time	< 15	15 - 19	20 - 24	25 - 29	30 - 34	35 - 39	40 - 44	45 - 49	50 - 54	55 - 59	60 - 64	65 - 69	70 +	Total
00:00 AM	0	4	0	0	0	0	0	0	0	0	0	0	0	4
01:00	0	1	2	0	0	0	0	0	0	0	0	0	0	3
02:00	0	2	0	0	0	0	0	0	0	0	0	0	0	2
03:00	0	0	0	0	0	0	0	0	0	0	0	0	0	0
04:00	0	0	0	0	0	0	0	0	0	0	0	0	0	0
05:00	3	3	0	0	0	0	0	0	0	0	0	0	0	6
06:00	3	7	0	0	0	0	0	0	0	0	0	0	0	10
07:00	7	10	4	1	1	0	0	0	0	0	0	0	0	23
08:00	14	6	2	1	0	0	0	0	0	0	0	0	0	23
09:00	9	12	3	3	0	0	0	0	0	0	0	0	0	27
10:00	15	14	10	0	2	0	0	0	0	0	0	0	0	41
11:00	9	11	2	1	0	0	0	0	0	0	0	0	0	23
12:00 PM	14	13	9	2	0	0	0	0	0	0	0	0	0	38
13:00	8	17	3	0	0	0	0	0	0	0	0	0	0	28
14:00	12	14	5	0	1	0	0	0	0	0	0	0	0	32
15:00	19	16	7	0	0	0	0	0	0	0	0	0	0	42
16:00	13	15	6	2	0	0	0	0	0	0	0	0	0	36
17:00	14	20	5	1	0	0	0	0	0	0	0	0	0	40
18:00	10	21	3	2	0	0	0	0	0	0	0	0	0	36
19:00	6	11	1	0	0	0	0	0	0	0	0	0	0	18
20:00	5	9	1	0	0	0	0	0	0	0	0	0	0	15
21:00	2	4	2	0	0	0	0	0	0	0	0	0	0	8
22:00	3	1	0	0	0	0	0	0	0	0	0	0	0	4
23:00	1	3	0	0	0	0	0	0	0	0	0	0	0	4
Totals	167	214	65	13	4									463
% of Totals	36%	46%	14%	3%	1%									100%

AM Volumes	60	70	23	6	3	0	0	0	0	0	0	0	0	162
% AM	13%	15%	5%	1%	1%									35%
AM Peak Hour	10:00	10:00	10:00	09:00	10:00									10:00
Volume	15	14	10	3	2									41
PM Volumes	107	144	42	7	1	0	0	0	0	0	0	0	0	301
% PM	23%	31%	9%	2%	0%									65%
PM Peak Hour	15:00	18:00	12:00	12:00	14:00									15:00
Volume	19	21	9	2	1									42

Directional Peak Periods	AM 7-9			NOON 12-2			PM 4-6			Off Peak Volumes		
All Speeds	Volume		%	Volume		%	Volume		%	Volume		%
	46	↔	10%	66	↔	14%	76	↔	16%	275	↔	59%

Street Name	Direction	Percentiles					
		15th	50th	Average	85th	95th	ADT
S Orchard Dr	Summary	9	17	16	21	25	463

Prepared by NDS/ATD

Prepared by National Data & Surveying Services

VOLUME

S Orchard Dr Bet. W Oak St & W Alameda Ave

Day: Wednesday
Date: 1/19/2022

City: Burbank
Project #: CA22_020022_015

DAILY TOTALS	NB	SB	EB	WB	Total
	219	244	0	0	463

AM Period	NB		SB		EB	WB	TOTAL		PM Period	NB		SB		EB	WB	TOTAL	
00:00	0		0		0	0			12:00	3		4		0	0	7	
00:15	1		0		0	0	1		12:15	4		4		0	0	8	
00:30	2		1		0	0	3		12:30	4		3		0	0	7	
00:45	0	3	0	1	0	0		4	12:45	7	18	9	20	0	0	16	38
01:00	0		0		0	0			13:00	2		4		0	0	6	
01:15	0		0		0	0			13:15	2		4		0	0	6	
01:30	2		0		0	0	2		13:30	3		6		0	0	9	
01:45	0	2	1	1	0	0	1	3	13:45	3	10	4	18	0	0	7	28
02:00	0		0		0	0			14:00	4		5		0	0	9	
02:15	1		0		0	0	1		14:15	5		3		0	0	8	
02:30	0		0		0	0			14:30	4		2		0	0	6	
02:45	0	1	1	1	0	0	1	2	14:45	6	19	3	13	0	0	9	32
03:00	0		0		0	0			15:00	4		5		0	0	9	
03:15	0		0		0	0			15:15	4		8		0	0	12	
03:30	0		0		0	0			15:30	4		8		0	0	12	
03:45	0		0		0	0			15:45	2	14	7	28	0	0	9	42
04:00	0		0		0	0			16:00	3		9		0	0	12	
04:15	0		0		0	0			16:15	2		2		0	0	4	
04:30	0		0		0	0			16:30	5		6		0	0	11	
04:45	0		0		0	0			16:45	6	16	3	20	0	0	9	36
05:00	0		1		0	0	1		17:00	6		4		0	0	10	
05:15	1		0		0	0	1		17:15	4		4		0	0	8	
05:30	0		0		0	0			17:30	6		9		0	0	15	
05:45	1	2	3	4	0	0	4	6	17:45	4	20	3	20	0	0	7	40
06:00	0		0		0	0			18:00	4		3		0	0	7	
06:15	1		0		0	0	1		18:15	4		4		0	0	8	
06:30	3		1		0	0	4		18:30	5		5		0	0	10	
06:45	2	6	3	4	0	0	5	10	18:45	3	16	8	20	0	0	11	36
07:00	3		2		0	0	5		19:00	0		4		0	0	4	
07:15	3		1		0	0	4		19:15	2		2		0	0	4	
07:30	1		2		0	0	3		19:30	4		4		0	0	8	
07:45	8	15	3	8	0	0	11	23	19:45	1	7	1	11	0	0	2	18
08:00	4		3		0	0	7		20:00	2		4		0	0	6	
08:15	3		2		0	0	5		20:15	1		4		0	0	5	
08:30	1		4		0	0	5		20:30	0		1		0	0	1	
08:45	2	10	4	13	0	0	6	23	20:45	1	4	2	11	0	0	3	15
09:00	5		2		0	0	7		21:00	0		2		0	0	2	
09:15	1		0		0	0	1		21:15	0		0		0	0		
09:30	3		5		0	0	8		21:30	1		1		0	0	2	
09:45	8	17	3	10	0	0	11	27	21:45	2	3	2	5	0	0	4	8
10:00	6		8		0	0	14		22:00	0		0		0	0		
10:15	4		4		0	0	8		22:15	1		1		0	0	2	
10:30	4		5		0	0	9		22:30	1		1		0	0	2	
10:45	6	20	4	21	0	0	10	41	22:45	0	2	0	2	0	0		4
11:00	4		3		0	0	7		23:00	1		0		0	0	1	
11:15	3		3		0	0	6		23:15	1		2		0	0	3	
11:30	3		3		0	0	6		23:30	0		0		0	0		
11:45	2	12	2	11	0	0	4	23	23:45	0	2	0	2	0	0		4
TOTALS		88		74				162	TOTALS		131		170				301
SPLIT %		54.3%		45.7%				35.0%	SPLIT %		43.5%		56.5%				65.0%

DAILY TOTALS	NB	SB	EB	WB	Total
	219	244	0	0	463

AM Peak Hour	09:45	10:00			09:45	PM Peak Hour	16:45	15:15			15:15
AM Pk Volume	22	21			42	PM Pk Volume	22	32			45
Pk Hr Factor	0.688	0.656			0.750	Pk Hr Factor	0.917	0.889			0.938
7 - 9 Volume	25	21	0	0	46	4 - 6 Volume	36	40	0	0	76
7 - 9 Peak Hour	07:15	08:00			07:45	4 - 6 Peak Hour	16:45	16:00			16:45
7 - 9 Pk Volume	16	13	0	0	28	4 - 6 Pk Volume	22	20	0	0	42
Pk Hr Factor	0.500	0.813	0.000	0.000	0.636	Pk Hr Factor	0.917	0.556	0.000	0.000	0.700

Prepared by NDS/ATD

Project #: CA22_020022_015 **City:** Burbank

Location: S Orchard Dr Bet. W Oak St & W Alameda **Date:** 1/19/2022

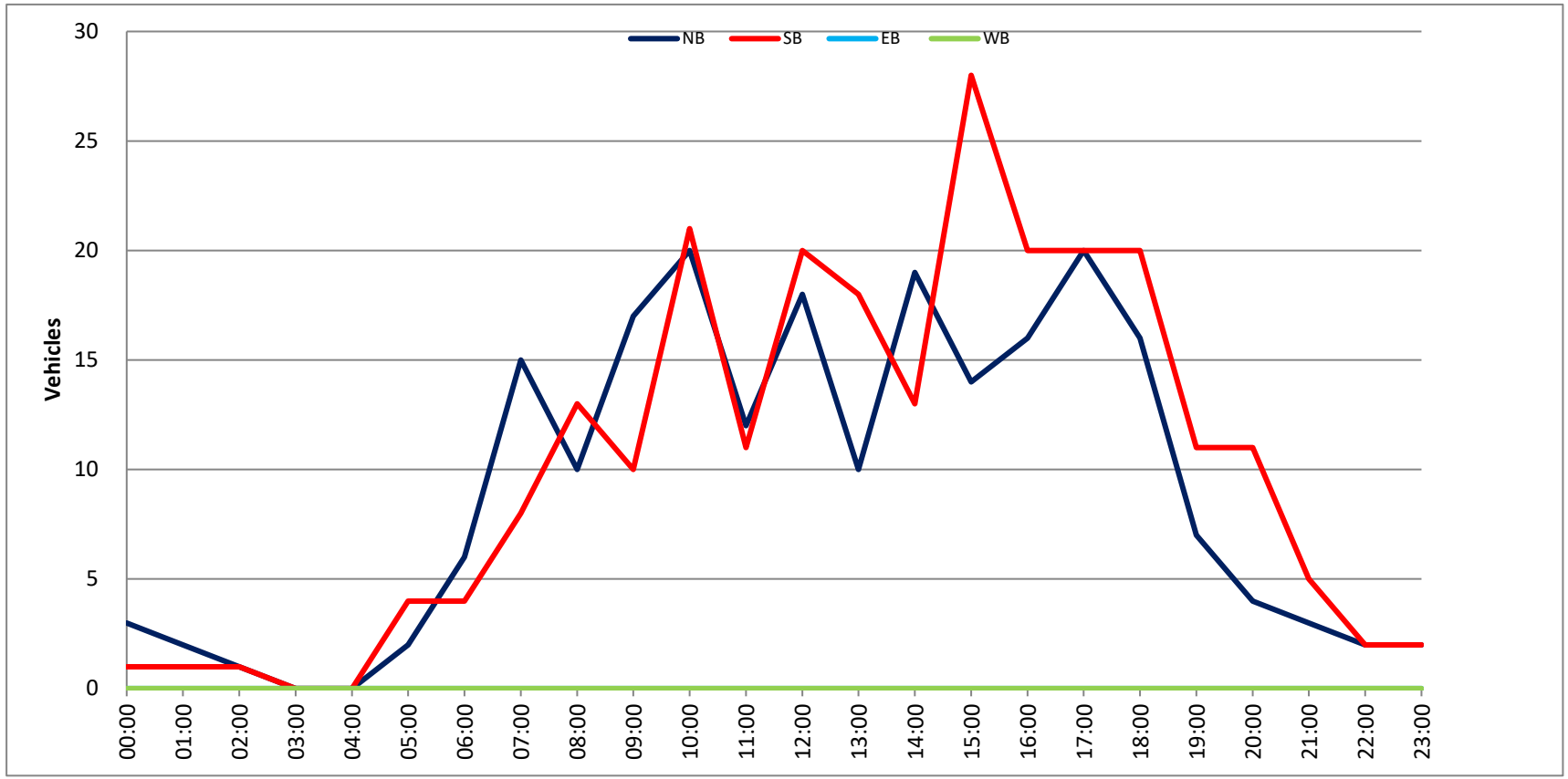

Prepared by National Data & Surveying Services

SPEED

S Orchard Dr Bet. W Oak St & W Alameda Ave

Day: Thursday
Date: 1/20/2022

City: Burbank
Project #: CA22_020022_015n

North Bound

Time	< 15	15 - 19	20 - 24	25 - 29	30 - 34	35 - 39	40 - 44	45 - 49	50 - 54	55 - 59	60 - 64	65 - 69	70 +	Total
00:00 AM	0	0	0	0	0	0	0	0	0	0	0	0	0	0
00:15	0	0	0	0	0	0	0	0	0	0	0	0	0	0
00:30	0	0	0	0	0	0	0	0	0	0	0	0	0	0
00:45	0	0	0	0	0	0	0	0	0	0	0	0	0	0
01:00	0	1	0	0	0	0	0	0	0	0	0	0	0	1
01:15	0	0	0	0	0	0	0	0	0	0	0	0	0	0
01:30	0	0	0	0	0	0	0	0	0	0	0	0	0	0
01:45	0	0	0	0	0	0	0	0	0	0	0	0	0	0
02:00	0	0	0	0	0	0	0	0	0	0	0	0	0	0
02:15	0	0	0	0	0	0	0	0	0	0	0	0	0	0
02:30	0	0	0	0	0	0	0	0	0	0	0	0	0	0
02:45	0	0	0	0	0	0	0	0	0	0	0	0	0	0
03:00	1	0	0	0	0	0	0	0	0	0	0	0	0	1
03:15	0	0	0	0	0	0	0	0	0	0	0	0	0	0
03:30	0	0	0	0	0	0	0	0	0	0	0	0	0	0
03:45	0	0	0	0	0	0	0	0	0	0	0	0	0	0
04:00	0	0	0	0	0	0	0	0	0	0	0	0	0	0
04:15	0	0	0	0	0	0	0	0	0	0	0	0	0	0
04:30	0	0	0	0	0	0	0	0	0	0	0	0	0	0
04:45	0	0	0	0	0	0	0	0	0	0	0	0	0	0
05:00	0	0	0	0	0	0	0	0	0	0	0	0	0	0
05:15	0	0	0	0	0	0	0	0	0	0	0	0	0	0
05:30	0	0	0	0	0	0	0	0	0	0	0	0	0	0
05:45	1	0	1	0	0	0	0	0	0	0	0	0	0	2
06:00	0	1	0	0	0	0	0	0	0	0	0	0	0	1
06:15	0	3	0	0	0	0	0	0	0	0	0	0	0	3
06:30	0	0	0	0	0	0	0	0	0	0	0	0	0	0
06:45	0	0	0	0	0	0	0	0	0	0	0	0	0	0
07:00	0	0	0	1	0	0	0	0	0	0	0	0	0	1
07:15	0	0	0	0	0	0	0	0	0	0	0	0	0	0
07:30	0	1	1	0	0	0	0	0	0	0	0	0	0	2
07:45	0	2	2	0	0	0	0	0	0	0	0	0	0	4
08:00	1	3	0	0	0	0	0	0	0	0	0	0	0	4
08:15	1	3	1	0	0	0	0	0	0	0	0	0	0	5
08:30	2	1	0	0	0	0	0	0	0	0	0	0	0	3
08:45	1	2	2	0	1	0	0	0	0	0	0	0	0	6
09:00	0	0	1	0	0	0	0	0	0	0	0	0	0	1
09:15	4	1	0	0	0	0	0	0	0	0	0	0	0	5
09:30	0	4	0	2	0	0	0	0	0	0	0	0	0	6
09:45	1	1	3	0	0	0	0	0	0	0	0	0	0	5
10:00	3	1	1	0	0	0	0	0	0	0	0	0	0	5
10:15	0	2	0	0	0	0	0	0	0	0	0	0	0	2
10:30	1	2	0	0	0	0	0	0	0	0	0	0	0	3
10:45	0	3	0	0	0	0	0	0	0	0	0	0	0	3
11:00	0	2	2	0	0	0	0	0	0	0	0	0	0	4
11:15	1	2	2	0	0	0	0	0	0	0	0	0	0	5
11:30	0	1	0	0	0	0	0	0	0	0	0	0	0	1
11:45	1	0	0	0	0	0	0	0	0	0	0	0	0	1
12:00 PM	0	4	0	0	0	0	0	0	0	0	0	0	0	4
12:15	0	2	1	0	0	0	0	0	0	0	0	0	0	3
12:30	2	2	0	0	0	0	0	0	0	0	0	0	0	4
12:45	0	7	2	0	0	0	0	0	0	0	0	0	0	9
13:00	0	2	5	0	0	0	0	0	0	0	0	0	0	7
13:15	1	3	1	0	0	0	0	0	0	0	0	0	0	5
13:30	0	3	0	0	0	0	0	0	0	0	0	0	0	3
13:45	0	1	0	1	0	0	0	0	0	0	0	0	0	2
14:00	0	3	3	0	0	0	0	0	0	0	0	0	0	6
14:15	0	2	2	0	0	0	0	0	0	0	0	0	0	4
14:30	3	1	2	0	0	0	0	0	0	0	0	0	0	6
14:45	0	1	1	0	0	0	0	0	0	0	0	0	0	2
15:00	0	4	1	0	0	0	0	0	0	0	0	0	0	5
15:15	0	1	1	1	0	0	0	0	0	0	0	0	0	3
15:30	0	1	4	0	0	0	0	0	0	0	0	0	0	5
15:45	0	3	3	0	0	0	0	0	0	0	0	0	0	6
16:00	1	3	1	0	0	0	0	0	0	0	0	0	0	5
16:15	3	1	0	1	0	0	0	0	0	0	0	0	0	5
16:30	2	2	1	1	0	0	0	0	0	0	0	0	0	6
16:45	1	3	0	0	0	0	0	0	0	0	0	0	0	4
17:00	1	1	3	0	0	0	0	0	0	0	0	0	0	5
17:15	0	1	0	0	0	0	0	0	0	0	0	0	0	1
17:30	1	2	2	1	0	0	0	0	0	0	0	0	0	6
17:45	3	1	0	0	0	0	0	0	0	0	0	0	0	4
18:00	0	5	0	0	0	0	0	0	0	0	0	0	0	5
18:15	0	1	1	0	0	0	0	0	0	0	0	0	0	2
18:30	0	2	0	0	0	0	0	0	0	0	0	0	0	2
18:45	1	2	2	0	0	0	0	0	0	0	0	0	0	5
19:00	0	0	1	0	0	0	0	0	0	0	0	0	0	1
19:15	0	1	1	0	0	0	0	0	0	0	0	0	0	2
19:30	2	0	0	0	0	0	0	0	0	0	0	0	0	2
19:45	0	5	0	0	0	0	0	0	0	0	0	0	0	5
20:00	0	2	0	0	0	0	0	0	0	0	0	0	0	2
20:15	1	1	0	0	0	0	0	0	0	0	0	0	0	2
20:30	1	0	1	0	0	0	0	0	0	0	0	0	0	2
20:45	0	1	0	0	0	0	0	0	0	0	0	0	0	1
21:00	1	0	1	0	0	0	0	0	0	0	0	0	0	2
21:15	0	0	0	0	0	0	0	0	0	0	0	0	0	0
21:30	0	0	0	0	0	0	0	0	0	0	0	0	0	0
21:45	0	0	0	0	0	0	0	0	0	0	0	0	0	0
22:00	0	0	0	0	0	0	0	0	0	0	0	0	0	0
22:15	0	0	0	0	0	0	0	0	0	0	0	0	0	0
22:30	0	0	2	0	0	0	0	0	0	0	0	0	0	2
22:45	0	0	0	0	0	0	0	0	0	0	0	0	0	0
23:00	0	0	0	0	0	0	0	0	0	0	0	0	0	0
23:15	0	0	0	0	0	0	0	0	0	0	0	0	0	0
23:30	2	0	1	0	0	0	0	0	0	0	0	0	0	3
23:45	0	1	0	0	0	0	0	0	0	0	0	0	0	1
Totals	44	111	59	8	1									223
% of Totals	20%	50%	26%	4%	0%									100%

AM Volumes	18	36	16	3	1	0	0	0	0	0	0	0	0	74
% AM	8%	16%	7%	1%	0%									33%
AM Peak Hour	09:15	07:30	07:30	08:45	08:00									09:15
Volume	8	9	4	2	1									21
PM Volumes	26	75	43	5	0	0	0	0	0	0	0	0	0	149
% PM	12%	34%	19%	2%										67%
PM Peak Hour	16:00	12:00	15:00	15:45										12:30
Volume	7	15	9	2										25

Directional Peak Periods	AM 7-9			NOON 12-2			PM 4-6			Off Peak Volumes		
All Classes	Volume	⟷	%	Volume	⟷	%	Volume	⟷	%	Volume	⟷	%
	25		11%	37		17%	36		16%	125		56%

Street Name	Direction	Percentiles					
		15th	50th	Average	85th	95th	ADT
S Orchard Dr	North Bound	13	18	18	23	25	223
S Orchard Dr	South Bound	8	16	15	20	23	276

Prepared by National Data & Surveying Services

SPEED

S Orchard Dr Bet. W Oak St & W Alameda Ave

Day: Thursday
Date: 1/20/2022

City: Burbank
Project #: CA22_020022_015s

South Bound

Time	< 15	15 - 19	20 - 24	25 - 29	30 - 34	35 - 39	40 - 44	45 - 49	50 - 54	55 - 59	60 - 64	65 - 69	70 +	Total
00:00 AM	0	0	0	0	0	0	0	0	0	0	0	0	0	0
00:15	0	0	0	0	0	0	0	0	0	0	0	0	0	0
00:30	0	0	0	0	0	0	0	0	0	0	0	0	0	0
00:45	0	1	0	0	0	0	0	0	0	0	0	0	0	1
01:00	0	0	0	0	0	0	0	0	0	0	0	0	0	0
01:15	1	0	0	0	0	0	0	0	0	0	0	0	0	1
01:30	0	0	0	0	0	0	0	0	0	0	0	0	0	0
01:45	0	0	0	0	0	0	0	0	0	0	0	0	0	0
02:00	0	0	1	0	0	0	0	0	0	0	0	0	0	1
02:15	0	0	0	0	0	0	0	0	0	0	0	0	0	0
02:30	0	0	0	0	0	0	0	0	0	0	0	0	0	0
02:45	0	0	0	0	0	0	0	0	0	0	0	0	0	0
03:00	0	0	0	0	0	0	0	0	0	0	0	0	0	0
03:15	0	0	0	0	0	0	0	0	0	0	0	0	0	0
03:30	0	0	0	0	0	0	0	0	0	0	0	0	0	0
03:45	0	0	0	0	0	0	0	0	0	0	0	0	0	0
04:00	0	0	0	0	0	0	0	0	0	0	0	0	0	0
04:15	0	0	0	0	0	0	0	0	0	0	0	0	0	0
04:30	0	0	0	0	0	0	0	0	0	0	0	0	0	0
04:45	0	0	0	0	0	0	0	0	0	0	0	0	0	0
05:00	1	0	0	0	0	0	0	0	0	0	0	0	0	1
05:15	0	0	0	0	0	0	0	0	0	0	0	0	0	0
05:30	0	0	0	0	0	0	0	0	0	0	0	0	0	0
05:45	3	0	0	0	0	0	0	0	0	0	0	0	0	3
06:00	2	0	0	0	0	0	0	0	0	0	0	0	0	2
06:15	1	1	0	0	0	0	0	0	0	0	0	0	0	2
06:30	1	0	0	0	0	0	0	0	0	0	0	0	0	1
06:45	1	0	0	0	0	0	0	0	0	0	0	0	0	1
07:00	1	1	0	0	0	0	0	0	0	0	0	0	0	2
07:15	1	0	0	0	0	0	0	0	0	0	0	0	0	1
07:30	2	0	0	0	1	0	0	0	0	0	0	0	0	3
07:45	2	4	0	0	0	0	0	0	0	0	0	0	0	6
08:00	4	1	1	0	0	0	0	0	0	0	0	0	0	6
08:15	3	1	0	0	0	0	0	0	0	0	0	0	0	4
08:30	1	3	0	0	0	0	0	0	0	0	0	0	0	4
08:45	2	0	1	0	0	0	0	0	0	0	0	0	0	3
09:00	1	2	0	0	0	0	0	0	0	0	0	0	0	3
09:15	1	0	0	0	0	0	0	0	0	0	0	0	0	1
09:30	3	4	0	0	0	0	0	0	0	0	0	0	0	7
09:45	2	3	1	0	0	0	0	0	0	0	0	0	0	6
10:00	7	1	1	0	0	0	0	0	0	0	0	0	0	9
10:15	1	2	0	0	0	0	0	0	0	0	0	0	0	3
10:30	3	3	0	0	0	0	0	0	0	0	0	0	0	6
10:45	1	0	0	0	0	0	0	0	0	0	0	0	0	1
11:00	3	2	0	0	0	0	0	0	0	0	0	0	0	5
11:15	1	1	1	0	0	0	0	0	0	0	0	0	0	3
11:30	2	0	0	0	0	0	0	0	0	0	0	0	0	2
11:45	4	4	0	0	0	0	0	0	0	0	0	0	0	8
12:00 PM	2	5	0	0	0	0	0	0	0	0	0	0	0	7
12:15	2	3	0	0	0	0	0	0	0	0	0	0	0	5
12:30	3	4	1	0	0	0	0	0	0	0	0	0	0	8
12:45	1	2	1	0	0	0	0	0	0	0	0	0	0	4
13:00	4	4	2	0	0	0	0	0	0	0	0	0	0	10
13:15	1	0	1	0	0	0	0	0	0	0	0	0	0	2
13:30	3	3	1	0	0	0	0	0	0	0	0	0	0	7
13:45	4	2	1	0	0	0	0	0	0	0	0	0	0	7
14:00	1	1	0	0	0	0	0	0	0	0	0	0	0	2
14:15	3	0	0	1	0	0	0	0	0	0	0	0	0	4
14:30	3	3	2	0	0	0	0	0	0	0	0	0	0	8
14:45	1	4	1	0	0	0	0	0	0	0	0	0	0	6
15:00	3	3	1	0	0	0	0	0	0	0	0	0	0	7
15:15	3	3	1	0	0	0	0	0	0	0	0	0	0	7
15:30	3	7	0	0	0	0	0	0	0	0	0	0	0	10
15:45	2	2	0	0	0	0	0	0	0	0	0	0	0	4
16:00	0	2	0	0	0	0	0	0	0	0	0	0	0	2
16:15	2	3	0	0	0	0	0	0	0	0	0	0	0	5
16:30	4	1	0	0	0	0	0	0	0	0	0	0	0	5
16:45	3	1	0	0	0	0	0	0	0	0	0	0	0	4
17:00	1	1	0	0	0	0	0	0	0	0	0	0	0	2
17:15	3	1	1	0	0	0	0	0	0	0	0	0	0	5
17:30	1	3	2	0	0	0	0	0	0	0	0	0	0	6
17:45	0	4	1	0	0	0	0	0	0	0	0	0	0	5
18:00	0	2	1	0	0	0	0	0	0	0	0	0	0	3
18:15	1	1	0	0	0	0	0	0	0	0	0	0	0	2
18:30	1	1	0	0	0	0	0	0	0	0	0	0	0	2
18:45	1	2	2	0	0	0	0	0	0	0	0	0	0	5
19:00	3	4	1	0	0	0	0	0	0	0	0	0	0	8
19:15	1	2	0	0	0	0	0	0	0	0	0	0	0	3
19:30	1	1	1	0	0	0	0	0	0	0	0	0	0	3
19:45	0	3	0	0	0	0	0	0	0	0	0	0	0	3
20:00	1	0	0	0	0	0	0	0	0	0	0	0	0	1
20:15	1	0	0	1	0	0	0	0	0	0	0	0	0	2
20:30	0	0	0	0	0	0	0	0	0	0	0	0	0	0
20:45	1	4	0	0	0	0	0	0	0	0	0	0	0	5
21:00	1	0	0	0	0	0	0	0	0	0	0	0	0	1
21:15	3	0	0	0	0	0	0	0	0	0	0	0	0	3
21:30	1	0	0	0	0	0	0	0	0	0	0	0	0	1
21:45	0	1	0	0	0	0	0	0	0	0	0	0	0	1
22:00	1	0	0	0	0	0	0	0	0	0	0	0	0	1
22:15	0	1	1	0	0	0	0	0	0	0	0	0	0	2
22:30	0	0	0	0	0	0	0	0	0	0	0	0	0	0
22:45	0	1	0	0	0	0	0	0	0	0	0	0	0	1
23:00	0	0	0	0	0	0	0	0	0	0	0	0	0	0
23:15	0	0	0	0	0	0	0	0	0	0	0	0	0	0
23:30	0	0	0	0	0	0	0	0	0	0	0	0	0	0
23:45	1	0	0	0	0	0	0	0	0	0	0	0	0	1
Totals	**126**	**119**	**23**	**2**	**1**									**270**
% of Totals	46%	43%	10%	1%	0%									100%

AM Volumes	55	34	6	0	1	0	0	0	0	0	0	0	0	96
% AM	20%	12%	2%		0%									35%
AM Peak Hour	09:15	11:45	08:00		06:45									11:45
Volume	13	16	2		1									28
PM Volumes	71	85	22	2	0	0	0	0	0	0	0	0	0	180
% PM	26%	31%	8%	1%										65%
PM Peak Hour	13:00	14:45	12:30	13:30										14:45
Volume	12	17	5	1										30

Directional Peak Periods	AM 7-9			NOON 12-2			PM 4-6			Off Peak Volumes		
All Classes	Volume	⟷	%	Volume	⟷	%	Volume	⟷	%	Volume	⟷	%
	29		11%	50		18%	34		12%	163		59%

Street Name	Direction	Percentiles					
		15th	50th	Average	85th	95th	ADT
S Orchard Dr	North Bound	13	18	18	23	25	223
S Orchard Dr	South Bound	8	16	15	20	23	276

Prepared by National Data & Surveying Services

SPEED

S Orchard Dr Bet. W Oak St & W Alameda Ave

Day: Thursday
Date: 1/20/2022

City: Burbank
Project #: CA22_020022_015

Summary

Time	< 15	15 - 19	20 - 24	25 - 29	30 - 34	35 - 39	40 - 44	45 - 49	50 - 54	55 - 59	60 - 64	65 - 69	70 +	Total
00:00 AM	0	0	0	0	0	0	0	0	0	0	0	0	0	0
00:15	0	0	0	0	0	0	0	0	0	0	0	0	0	0
00:30	0	0	0	0	0	0	0	0	0	0	0	0	0	0
00:45	0	1	0	0	0	0	0	0	0	0	0	0	0	1
01:00	0	1	0	0	0	0	0	0	0	0	0	0	0	1
01:15	1	0	0	0	0	0	0	0	0	0	0	0	0	1
01:30	0	0	0	0	0	0	0	0	0	0	0	0	0	0
01:45	0	0	0	0	0	0	0	0	0	0	0	0	0	0
02:00	0	0	1	0	0	0	0	0	0	0	0	0	0	1
02:15	0	0	0	0	0	0	0	0	0	0	0	0	0	0
02:30	0	0	0	0	0	0	0	0	0	0	0	0	0	0
02:45	0	0	0	0	0	0	0	0	0	0	0	0	0	0
03:00	1	0	0	0	0	0	0	0	0	0	0	0	0	1
03:15	0	0	0	0	0	0	0	0	0	0	0	0	0	0
03:30	0	0	0	0	0	0	0	0	0	0	0	0	0	0
03:45	0	0	0	0	0	0	0	0	0	0	0	0	0	0
04:00	0	0	0	0	0	0	0	0	0	0	0	0	0	0
04:15	0	0	0	0	0	0	0	0	0	0	0	0	0	0
04:30	0	0	0	0	0	0	0	0	0	0	0	0	0	0
04:45	0	0	0	0	0	0	0	0	0	0	0	0	0	0
05:00	1	0	0	0	0	0	0	0	0	0	0	0	0	1
05:15	0	0	0	0	0	0	0	0	0	0	0	0	0	0
05:30	0	0	0	0	0	0	0	0	0	0	0	0	0	0
05:45	4	0	1	0	0	0	0	0	0	0	0	0	0	5
06:00	2	1	0	0	0	0	0	0	0	0	0	0	0	3
06:15	1	4	0	0	0	0	0	0	0	0	0	0	0	5
06:30	1	0	0	0	0	0	0	0	0	0	0	0	0	1
06:45	1	0	0	0	0	0	0	0	0	0	0	0	0	1
07:00	1	1	0	1	0	0	0	0	0	0	0	0	0	3
07:15	1	0	0	0	0	0	0	0	0	0	0	0	0	1
07:30	2	1	1	0	1	0	0	0	0	0	0	0	0	5
07:45	2	6	2	0	0	0	0	0	0	0	0	0	0	10
08:00	5	4	1	0	0	0	0	0	0	0	0	0	0	10
08:15	4	4	1	0	0	0	0	0	0	0	0	0	0	9
08:30	3	4	0	0	0	0	0	0	0	0	0	0	0	7
08:45	3	2	3	0	1	0	0	0	0	0	0	0	0	9
09:00	1	2	1	0	0	0	0	0	0	0	0	0	0	4
09:15	5	1	0	0	0	0	0	0	0	0	0	0	0	6
09:30	3	8	0	2	0	0	0	0	0	0	0	0	0	13
09:45	3	4	4	0	0	0	0	0	0	0	0	0	0	11
10:00	10	2	2	0	0	0	0	0	0	0	0	0	0	14
10:15	1	4	0	0	0	0	0	0	0	0	0	0	0	5
10:30	4	5	0	0	0	0	0	0	0	0	0	0	0	9
10:45	1	3	0	0	0	0	0	0	0	0	0	0	0	4
11:00	3	4	2	0	0	0	0	0	0	0	0	0	0	9
11:15	2	3	3	0	0	0	0	0	0	0	0	0	0	8
11:30	2	1	0	0	0	0	0	0	0	0	0	0	0	3
11:45	5	4	0	0	0	0	0	0	0	0	0	0	0	9
12:00 PM	2	9	0	0	0	0	0	0	0	0	0	0	0	11
12:15	2	5	1	0	0	0	0	0	0	0	0	0	0	8
12:30	5	6	1	0	0	0	0	0	0	0	0	0	0	12
12:45	1	9	3	0	0	0	0	0	0	0	0	0	0	13
13:00	4	6	7	0	0	0	0	0	0	0	0	0	0	17
13:15	2	3	2	0	0	0	0	0	0	0	0	0	0	7
13:30	3	6	1	0	0	0	0	0	0	0	0	0	0	10
13:45	4	3	1	1	0	0	0	0	0	0	0	0	0	9
14:00	1	4	3	0	0	0	0	0	0	0	0	0	0	8
14:15	3	2	2	1	0	0	0	0	0	0	0	0	0	8
14:30	6	4	4	0	0	0	0	0	0	0	0	0	0	14
14:45	1	5	2	0	0	0	0	0	0	0	0	0	0	8
15:00	3	7	2	0	0	0	0	0	0	0	0	0	0	12
15:15	3	4	2	1	0	0	0	0	0	0	0	0	0	10
15:30	3	8	4	0	0	0	0	0	0	0	0	0	0	15
15:45	2	5	3	0	0	0	0	0	0	0	0	0	0	10
16:00	1	5	1	0	0	0	0	0	0	0	0	0	0	7
16:15	5	4	0	1	0	0	0	0	0	0	0	0	0	10
16:30	6	3	1	1	0	0	0	0	0	0	0	0	0	11
16:45	4	4	0	0	0	0	0	0	0	0	0	0	0	8
17:00	2	2	3	0	0	0	0	0	0	0	0	0	0	7
17:15	3	2	1	0	0	0	0	0	0	0	0	0	0	6
17:30	2	5	4	1	0	0	0	0	0	0	0	0	0	12
17:45	3	5	1	0	0	0	0	0	0	0	0	0	0	9
18:00	0	7	1	0	0	0	0	0	0	0	0	0	0	8
18:15	1	2	1	0	0	0	0	0	0	0	0	0	0	4
18:30	1	3	0	0	0	0	0	0	0	0	0	0	0	4
18:45	2	4	4	0	0	0	0	0	0	0	0	0	0	10
19:00	3	4	2	0	0	0	0	0	0	0	0	0	0	9
19:15	1	3	1	0	0	0	0	0	0	0	0	0	0	5
19:30	3	1	1	0	0	0	0	0	0	0	0	0	0	5
19:45	0	8	0	0	0	0	0	0	0	0	0	0	0	8
20:00	1	2	0	0	0	0	0	0	0	0	0	0	0	3
20:15	2	1	0	1	0	0	0	0	0	0	0	0	0	4
20:30	1	0	1	0	0	0	0	0	0	0	0	0	0	2
20:45	1	5	0	0	0	0	0	0	0	0	0	0	0	6
21:00	2	0	1	0	0	0	0	0	0	0	0	0	0	3
21:15	3	0	0	0	0	0	0	0	0	0	0	0	0	3
21:30	1	0	0	0	0	0	0	0	0	0	0	0	0	1
21:45	0	1	0	0	0	0	0	0	0	0	0	0	0	1
22:00	1	0	0	0	0	0	0	0	0	0	0	0	0	1
22:15	0	1	1	0	0	0	0	0	0	0	0	0	0	2
22:30	0	0	2	0	0	0	0	0	0	0	0	0	0	2
22:45	0	1	0	0	0	0	0	0	0	0	0	0	0	1
23:00	0	0	0	0	0	0	0	0	0	0	0	0	0	0
23:15	0	0	0	0	0	0	0	0	0	0	0	0	0	0
23:30	2	0	1	0	0	0	0	0	0	0	0	0	0	3
23:45	1	1	0	0	0	0	0	0	0	0	0	0	0	2
Totals	170	230	87	10	2									499
% of Totals	34%	46%	17%	2%	0%									100%

AM Volumes	73	70	22	3	2	0	0	0	0	0	0	0	0	170
% AM	15%	14%	4%	1%	0%									34%
AM Peak Hour	09:15	11:45	09:15	08:45	06:45									09:15
Volume	21	24	6	2	1									44
PM Volumes	97	160	65	7	0	0	0	0	0	0	0	0	0	329
% PM	19%	32%	13%	1%										66%
PM Peak Hour	16:15	12:00	12:30	13:30										12:15
Volume	17	29	13	2										50

Directional Peak Periods	AM 7-9			NOON 12-2			PM 4-6			Off Peak Volumes		
All Classes	Volume	⟷	%	Volume	⟷	%	Volume	⟷	%	Volume	⟷	%
	54		11%	87		17%	70		14%	288		58%

Street Name	Direction	Percentiles					
		15th	50th	Average	85th	95th	ADT
S Orchard Dr	Summary	9	17	16	21	24	499

Prepared by National Data & Surveying Services

SPEED

S Orchard Dr Bet. W Oak St & W Alameda Ave

Day: Thursday
Date: 1/20/2022

City: Burbank
Project #: CA22_020022_015n

North Bound

Time	< 15	15 - 19	20 - 24	25 - 29	30 - 34	35 - 39	40 - 44	45 - 49	50 - 54	55 - 59	60 - 64	65 - 69	70 +	Total
00:00 AM	0	0	0	0	0	0	0	0	0	0	0	0	0	0
01:00	0	1	0	0	0	0	0	0	0	0	0	0	0	1
02:00	0	0	0	0	0	0	0	0	0	0	0	0	0	0
03:00	1	0	0	0	0	0	0	0	0	0	0	0	0	1
04:00	0	0	0	0	0	0	0	0	0	0	0	0	0	0
05:00	1	0	1	0	0	0	0	0	0	0	0	0	0	2
06:00	0	4	0	0	0	0	0	0	0	0	0	0	0	4
07:00	0	3	3	1	0	0	0	0	0	0	0	0	0	7
08:00	5	9	3	0	1	0	0	0	0	0	0	0	0	18
09:00	5	6	4	2	0	0	0	0	0	0	0	0	0	17
10:00	4	8	1	0	0	0	0	0	0	0	0	0	0	13
11:00	2	5	4	0	0	0	0	0	0	0	0	0	0	11
12:00 PM	2	15	3	0	0	0	0	0	0	0	0	0	0	20
13:00	1	9	6	1	0	0	0	0	0	0	0	0	0	17
14:00	3	7	8	0	0	0	0	0	0	0	0	0	0	18
15:00	0	9	9	1	0	0	0	0	0	0	0	0	0	19
16:00	7	9	2	2	0	0	0	0	0	0	0	0	0	20
17:00	5	5	5	1	0	0	0	0	0	0	0	0	0	16
18:00	1	10	3	0	0	0	0	0	0	0	0	0	0	14
19:00	2	6	2	0	0	0	0	0	0	0	0	0	0	10
20:00	2	4	1	0	0	0	0	0	0	0	0	0	0	7
21:00	1	0	1	0	0	0	0	0	0	0	0	0	0	2
22:00	0	0	2	0	0	0	0	0	0	0	0	0	0	2
23:00	2	1	1	0	0	0	0	0	0	0	0	0	0	4
Totals	44	111	59	8	1									223
% of Totals	20%	50%	26%	4%	0%									100%

AM Volumes	18	36	16	3	1	0	0	0	0	0	0	0	0	74
% AM	8%	16%	7%	1%	0%									33%
AM Peak Hour	08:00	08:00	09:00	09:00	08:00									08:00
Volume	5	9	4	2	1									18
PM Volumes	26	75	43	5	0	0	0	0	0	0	0	0	0	149
% PM	12%	34%	19%	2%										67%
PM Peak Hour	16:00	12:00	15:00	16:00										12:00
Volume	7	15	9	2										20

Directional Peak Periods	AM 7-9			NOON 12-2			PM 4-6			Off Peak Volumes		
All Speeds	Volume		%	Volume		%	Volume		%	Volume		%
	25	↔	11%	37	↔	17%	36	↔	16%	125	↔	56%

Street Name	Direction	Percentiles					
		15th	50th	Average	85th	95th	ADT
S Orchard Dr	North Bound	13	18	18	23	25	223
S Orchard Dr	South Bound	8	16	15	20	23	276

Prepared by National Data & Surveying Services

SPEED

S Orchard Dr Bet. W Oak St & W Alameda Ave

Day: Thursday
Date: 1/20/2022

City: Burbank
Project #: CA22_020022_015s

South Bound

Time	< 15	15 - 19	20 - 24	25 - 29	30 - 34	35 - 39	40 - 44	45 - 49	50 - 54	55 - 59	60 - 64	65 - 69	70 +	Total
00:00 AM	0	1	0	0	0	0	0	0	0	0	0	0	0	1
01:00	1	0	0	0	0	0	0	0	0	0	0	0	0	1
02:00	0	0	1	0	0	0	0	0	0	0	0	0	0	1
03:00	0	0	0	0	0	0	0	0	0	0	0	0	0	0
04:00	0	0	0	0	0	0	0	0	0	0	0	0	0	0
05:00	4	0	0	0	0	0	0	0	0	0	0	0	0	4
06:00	5	1	0	0	0	0	0	0	0	0	0	0	0	6
07:00	6	5	0	0	1	0	0	0	0	0	0	0	0	12
08:00	10	5	2	0	0	0	0	0	0	0	0	0	0	17
09:00	7	9	1	0	0	0	0	0	0	0	0	0	0	17
10:00	12	6	1	0	0	0	0	0	0	0	0	0	0	19
11:00	10	7	1	0	0	0	0	0	0	0	0	0	0	18
12:00 PM	8	14	2	0	0	0	0	0	0	0	0	0	0	24
13:00	12	9	5	0	0	0	0	0	0	0	0	0	0	26
14:00	8	8	3	1	0	0	0	0	0	0	0	0	0	20
15:00	11	15	2	0	0	0	0	0	0	0	0	0	0	28
16:00	9	7	0	0	0	0	0	0	0	0	0	0	0	16
17:00	5	9	4	0	0	0	0	0	0	0	0	0	0	18
18:00	3	6	3	0	0	0	0	0	0	0	0	0	0	12
19:00	5	10	2	0	0	0	0	0	0	0	0	0	0	17
20:00	3	4	0	1	0	0	0	0	0	0	0	0	0	8
21:00	5	1	0	0	0	0	0	0	0	0	0	0	0	6
22:00	1	2	1	0	0	0	0	0	0	0	0	0	0	4
23:00	1	0	0	0	0	0	0	0	0	0	0	0	0	1
Totals	126	119	28	2	1									276
% of Totals	46%	43%	10%	1%	0%									100%

AM Volumes	55	34	6	0	1	0	0	0	0	0	0	0	0	96
% AM	20%	12%	2%		0%									35%
AM Peak Hour	10:00	09:00	08:00		07:00									10:00
Volume	12	9	2		1									19
PM Volumes	71	85	22	2	0	0	0	0	0	0	0	0	0	180
% PM	26%	31%	8%	1%										65%
PM Peak Hour	13:00	15:00	13:00	14:00										15:00
Volume	12	15	5	1										28

Directional Peak Periods	AM 7-9			NOON 12-2			PM 4-6			Off Peak Volumes		
All Speeds	Volume		%	Volume		%	Volume		%	Volume		%
	29	↔	11%	50	↔	18%	34	↔	12%	163	↔	59%

Street Name	Direction	Percentiles					
		15th	50th	Average	85th	95th	ADT
S Orchard Dr	North Bound	13	18	18	23	25	223
S Orchard Dr	South Bound	8	16	15	20	23	276

Prepared by National Data & Surveying Services

SPEED

S Orchard Dr Bet. W Oak St & W Alameda Ave

Day: Thursday
Date: 1/20/2022

City: Burbank
Project #: CA22_020022_015

Summary

Time	< 15	15 - 19	20 - 24	25 - 29	30 - 34	35 - 39	40 - 44	45 - 49	50 - 54	55 - 59	60 - 64	65 - 69	70 +	Total
00:00 AM	0	1	0	0	0	0	0	0	0	0	0	0	0	1
01:00	1	1	0	0	0	0	0	0	0	0	0	0	0	2
02:00	0	0	1	0	0	0	0	0	0	0	0	0	0	1
03:00	1	0	0	0	0	0	0	0	0	0	0	0	0	1
04:00	0	0	0	0	0	0	0	0	0	0	0	0	0	0
05:00	5	0	1	0	0	0	0	0	0	0	0	0	0	6
06:00	5	5	0	0	0	0	0	0	0	0	0	0	0	10
07:00	6	8	3	1	1	0	0	0	0	0	0	0	0	19
08:00	15	14	5	0	1	0	0	0	0	0	0	0	0	35
09:00	12	15	5	2	0	0	0	0	0	0	0	0	0	34
10:00	16	14	2	0	0	0	0	0	0	0	0	0	0	32
11:00	12	12	5	0	0	0	0	0	0	0	0	0	0	29
12:00 PM	10	29	5	0	0	0	0	0	0	0	0	0	0	44
13:00	13	18	11	1	0	0	0	0	0	0	0	0	0	43
14:00	11	15	11	1	0	0	0	0	0	0	0	0	0	38
15:00	11	24	11	1	0	0	0	0	0	0	0	0	0	47
16:00	16	16	2	2	0	0	0	0	0	0	0	0	0	36
17:00	10	14	9	1	0	0	0	0	0	0	0	0	0	34
18:00	4	16	6	0	0	0	0	0	0	0	0	0	0	26
19:00	7	16	4	0	0	0	0	0	0	0	0	0	0	27
20:00	5	8	1	1	0	0	0	0	0	0	0	0	0	15
21:00	6	1	1	0	0	0	0	0	0	0	0	0	0	8
22:00	1	2	3	0	0	0	0	0	0	0	0	0	0	6
23:00	3	1	1	0	0	0	0	0	0	0	0	0	0	5
Totals	170	230	87	10	2									499
% of Totals	34%	46%	17%	2%	0%									100%

AM Volumes	73	70	22	3	2	0	0	0	0	0	0	0	0	170
% AM	15%	14%	4%	1%	0%									34%
AM Peak Hour	10:00	09:00	08:00	09:00	07:00									08:00
Volume	16	15	5	2	1									35
PM Volumes	97	160	65	7	0	0	0	0	0	0	0	0	0	329
% PM	19%	32%	13%	1%										66%
PM Peak Hour	16:00	12:00	13:00	16:00										15:00
Volume	16	29	11	2										47

Directional Peak Periods	AM 7-9			NOON 12-2			PM 4-6			Off Peak Volumes		
All Speeds	Volume		%	Volume		%	Volume		%	Volume		%
	54	↔	11%	87	↔	17%	70	↔	14%	288	↔	58%

Street Name	Direction	Percentiles					
		15th	50th	Average	85th	95th	ADT
S Orchard Dr	Summary	9	17	16	21	24	499

Prepared by NDS/ATD

Prepared by National Data & Surveying Services

VOLUME

S Orchard Dr Bet. W Oak St & W Alameda Ave

Day: Thursday
Date: 1/20/2022

City: Burbank
Project #: CA22_020022_015

DAILY TOTALS	NB	SB	EB	WB	Total
	223	276	0	0	499

AM Period	NB		SB		EB	WB	TOTAL		PM Period	NB		SB		EB	WB	TOTAL	
00:00	0		0		0	0			12:00	4		7		0	0	11	
00:15	0		0		0	0			12:15	3		5		0	0	8	
00:30	0		0		0	0			12:30	4		8		0	0	12	
00:45	0		1	1	0	0	1	1	12:45	9	20	4	24	0	0	13	44
01:00	1		0		0	0	1		13:00	7		10		0	0	17	
01:15	0		1		0	0	1		13:15	5		2		0	0	7	
01:30	0		0		0	0			13:30	3		7		0	0	10	
01:45	0	1	0	1	0	0		2	13:45	2	17	7	26	0	0	9	43
02:00	0		1		0	0	1		14:00	6		2		0	0	8	
02:15	0		0		0	0			14:15	4		4		0	0	8	
02:30	0		0		0	0			14:30	6		8		0	0	14	
02:45	0		0	1	0	0		1	14:45	2	18	6	20	0	0	8	38
03:00	1		0		0	0	1		15:00	5		7		0	0	12	
03:15	0		0		0	0			15:15	3		7		0	0	10	
03:30	0		0		0	0			15:30	5		10		0	0	15	
03:45	0	1	0		0	0		1	15:45	6	19	4	28	0	0	10	47
04:00	0		0		0	0			16:00	5		2		0	0	7	
04:15	0		0		0	0			16:15	5		5		0	0	10	
04:30	0		0		0	0			16:30	6		5		0	0	11	
04:45	0		0		0	0			16:45	4	20	4	16	0	0	8	36
05:00	0		1		0	0	1		17:00	5		2		0	0	7	
05:15	0		0		0	0			17:15	1		5		0	0	6	
05:30	0		0		0	0			17:30	6		6		0	0	12	
05:45	2	2	3	4	0	0	5	6	17:45	4	16	5	18	0	0	9	34
06:00	1		2		0	0	3		18:00	5		3		0	0	8	
06:15	3		2		0	0	5		18:15	2		2		0	0	4	
06:30	0		1		0	0	1		18:30	2		2		0	0	4	
06:45	0	4	1	6	0	0	1	10	18:45	5	14	5	12	0	0	10	26
07:00	1		2		0	0	3		19:00	1		8		0	0	9	
07:15	0		1		0	0	1		19:15	2		3		0	0	5	
07:30	2		3		0	0	5		19:30	2		3		0	0	5	
07:45	4	7	6	12	0	0	10	19	19:45	5	10	3	17	0	0	8	27
08:00	4		6		0	0	10		20:00	2		1		0	0	3	
08:15	5		4		0	0	9		20:15	2		2		0	0	4	
08:30	3		4		0	0	7		20:30	2		0		0	0	2	
08:45	6	18	3	17	0	0	9	35	20:45	1	7	5	8	0	0	6	15
09:00	1		3		0	0	4		21:00	2		1		0	0	3	
09:15	5		1		0	0	6		21:15	0		3		0	0	3	
09:30	6		7		0	0	13		21:30	0		1		0	0	1	
09:45	5	17	6	17	0	0	11	34	21:45	0	2	1	6	0	0	1	8
10:00	5		9		0	0	14		22:00	0		1		0	0	1	
10:15	2		3		0	0	5		22:15	0		2		0	0	2	
10:30	3		6		0	0	9		22:30	2		0		0	0	2	
10:45	3	13	1	19	0	0	4	32	22:45	0	2	1	4	0	0	1	6
11:00	4		5		0	0	9		23:00	0		0		0	0		
11:15	5		3		0	0	8		23:15	0		0		0	0		
11:30	1		2		0	0	3		23:30	3		0		0	0	3	
11:45	1	11	8	18	0	0	9	29	23:45	1	4	1	1	0	0	2	5
TOTALS		74		96				170	TOTALS		149		180				329
SPLIT %		43.5%		56.5%				34.1%	SPLIT %		45.3%		54.7%				65.9%

DAILY TOTALS	NB	SB	EB	WB	Total
	223	276	0	0	499

AM Peak Hour	09:15	11:45			09:15	PM Peak Hour	12:30	14:45			12:15
AM Pk Volume	21	28			44	PM Pk Volume	25	30			50
Pk Hr Factor	0.875	0.875			0.786	Pk Hr Factor	0.694	0.750			0.735
7 - 9 Volume	25	29	0	0	54	4 - 6 Volume	36	34	0	0	70
7 - 9 Peak Hour	08:00	07:45			07:45	4 - 6 Peak Hour	16:00	17:00			16:00
7 - 9 Pk Volume	18	20	0	0	36	4 - 6 Pk Volume	20	18	0	0	36
Pk Hr Factor	0.750	0.833	0.000	0.000	0.900	Pk Hr Factor	0.833	0.750	0.000	0.000	0.818

Prepared by NDS/ATD

Project #: CA22_020022_015 **City:** Burbank

Location: S Orchard Dr Bet. W Oak St & W Alameda **Date:** 1/20/2022

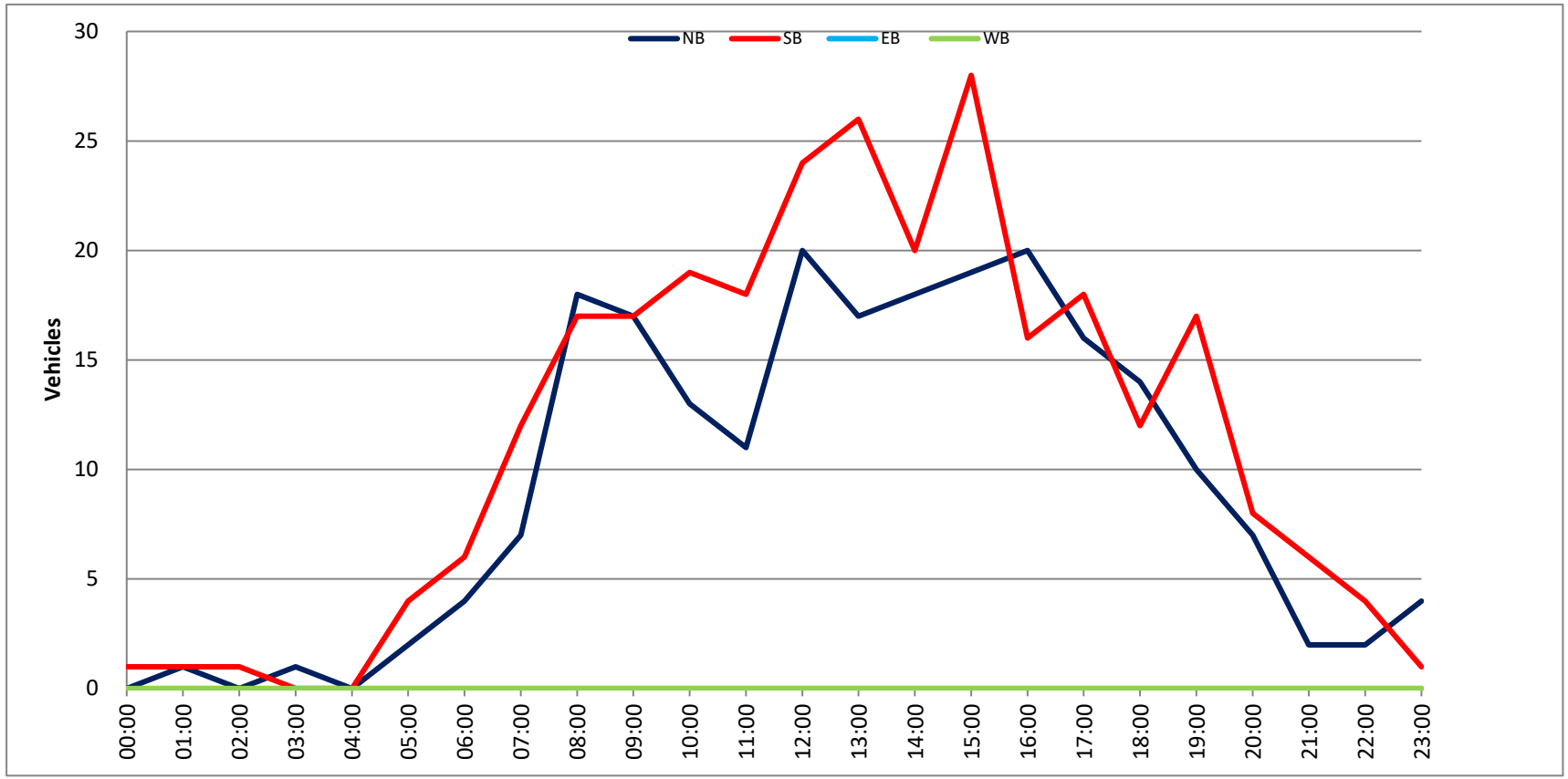

Prepared by National Data & Surveying Services

SPEED

S Orchard Dr Bet. W Olive Ave & W Oak St

Day: Tuesday
Date: 2/1/2022

City: Burbank
Project #: CA22_020022_014n

North Bound

Time	< 15	15 - 19	20 - 24	25 - 29	30 - 34	35 - 39	40 - 44	45 - 49	50 - 54	55 - 59	60 - 64	65 - 69	70 +	Total
0:00 AM	0	0	0	0	0	0	0	0	0	0	0	0	0	0
0:15	0	0	0	0	0	0	0	0	0	0	0	0	0	0
0:30	0	0	0	0	0	0	0	0	0	0	0	0	0	0
0:45	0	0	0	0	0	0	0	0	0	0	0	0	0	0
1:00	0	0	0	0	0	0	0	0	0	0	0	0	0	0
1:15	0	0	0	0	0	0	0	0	0	0	0	0	0	0
1:30	0	0	0	0	0	0	0	0	0	0	0	0	0	0
1:45	1	0	0	1	0	0	0	0	0	0	0	0	0	2
2:00	0	0	1	0	0	0	0	0	0	0	0	0	0	1
2:15	0	0	0	0	0	0	0	0	0	0	0	0	0	0
2:30	0	0	0	0	0	0	0	0	0	0	0	0	0	0
2:45	0	0	0	0	0	0	0	0	0	0	0	0	0	0
3:00	0	0	0	0	0	0	0	0	0	0	0	0	0	0
3:15	0	0	0	0	0	0	0	0	0	0	0	0	0	0
3:30	0	0	0	0	0	0	0	0	0	0	0	0	0	0
3:45	0	0	0	0	0	0	0	0	0	0	0	0	0	0
4:00	0	0	0	0	0	0	0	0	0	0	0	0	0	0
4:15	0	0	0	0	0	0	0	0	0	0	0	0	0	0
4:30	0	0	0	0	0	0	0	0	0	0	0	0	0	0
4:45	0	0	0	0	0	0	0	0	0	0	0	0	0	0
5:00	0	0	0	1	0	0	0	0	0	0	0	0	0	1
5:15	0	0	2	0	0	0	0	0	0	0	0	0	0	2
5:30	0	0	1	1	0	0	0	0	0	0	0	0	0	2
5:45	0	0	0	0	0	0	0	0	0	0	0	0	0	0
6:00	0	0	0	0	0	0	0	0	0	0	0	0	0	0
6:15	0	0	0	1	0	0	0	0	0	0	0	0	0	1
6:30	0	0	1	2	0	0	0	0	0	0	0	0	0	3
6:45	0	1	1	1	0	0	0	0	0	0	0	0	0	3
7:00	0	0	1	0	0	0	0	0	0	0	0	0	0	1
7:15	0	0	0	0	0	0	0	0	0	0	0	0	0	0
7:30	2	1	1	1	0	0	0	0	0	0	0	0	0	5
7:45	0	1	2	3	0	0	0	0	0	0	0	0	0	6
8:00	0	0	1	0	0	0	0	0	0	0	0	0	0	1
8:15	0	1	0	0	0	0	0	0	0	0	0	0	0	1
8:30	0	2	2	2	0	0	0	0	0	0	0	0	0	6
8:45	1	1	0	1	0	0	0	0	0	0	0	0	0	3
9:00	1	0	3	0	1	0	0	0	0	0	0	0	0	5
9:15	0	2	2	0	0	0	0	0	0	0	0	0	0	4
9:30	1	1	2	1	0	0	0	0	0	0	0	0	0	5
9:45	0	0	0	1	0	0	0	0	0	0	0	0	0	1
10:00	2	0	6	0	0	0	0	0	0	0	0	0	0	8
10:15	0	1	1	2	0	0	0	0	0	0	0	0	0	4
10:30	1	3	1	0	0	0	0	0	0	0	0	0	0	5
10:45	0	2	2	0	0	0	0	0	0	0	0	0	0	4
11:00	0	2	3	1	0	0	0	0	0	0	0	0	0	6
11:15	1	0	0	0	0	0	0	0	0	0	0	0	0	1
11:30	0	1	1	0	0	0	0	0	0	0	0	0	0	2
11:45	2	0	1	0	0	0	0	0	0	0	0	0	0	3
12:00 PM	3	0	1	0	1	0	0	0	0	0	0	0	0	5
12:15	1	4	1	0	0	0	0	0	0	0	0	0	0	6
12:30	1	1	0	0	0	0	0	0	0	0	0	0	0	2
12:45	1	1	0	0	0	0	0	0	0	0	0	0	0	2
13:00	0	1	2	0	0	0	0	0	0	0	0	0	0	3
13:15	2	0	0	1	0	0	0	0	0	0	0	0	0	3
13:30	1	3	1	1	0	0	0	0	0	0	0	0	0	6
13:45	0	3	2	0	0	0	0	0	0	0	0	0	0	5
14:00	2	0	0	0	0	0	0	0	0	0	0	0	0	2
14:15	2	1	3	1	0	0	0	0	0	0	0	0	0	7
14:30	2	1	3	1	0	0	0	0	0	0	0	0	0	7
14:45	1	0	2	0	0	0	0	0	0	0	0	0	0	3
15:00	1	3	0	0	1	0	0	0	0	0	0	0	0	5
15:15	0	0	2	3	0	0	0	0	0	0	0	0	0	5
15:30	1	1	1	2	0	0	0	0	0	0	0	0	0	5
15:45	0	3	5	1	0	0	0	0	0	0	0	0	0	9
16:00	1	0	3	0	0	0	0	0	0	0	0	0	0	4
16:15	0	0	6	0	0	0	0	0	0	0	0	0	0	6
16:30	2	0	1	2	0	0	0	0	0	0	0	0	0	5
16:45	0	4	0	0	0	0	0	0	0	0	0	0	0	4
17:00	1	1	0	1	0	0	0	0	0	0	0	0	0	3
17:15	0	0	1	2	0	0	0	0	0	0	0	0	0	3
17:30	1	0	1	0	3	0	0	0	0	0	0	0	0	5
17:45	1	0	1	0	0	0	0	0	0	0	0	0	0	2
18:00	1	1	0	1	0	0	0	0	0	0	0	0	0	3
18:15	1	0	1	3	0	0	0	0	0	0	0	0	0	5
18:30	0	1	1	1	0	0	0	0	0	0	0	0	0	3
18:45	0	1	2	0	0	0	0	0	0	0	0	0	0	3
19:00	0	0	3	1	0	0	0	0	0	0	0	0	0	4
19:15	0	0	0	0	0	0	0	0	0	0	0	0	0	0
19:30	0	0	0	0	0	0	0	0	0	0	0	0	0	0
19:45	0	0	0	0	0	0	0	0	0	0	0	0	0	0
20:00	0	0	0	0	0	0	0	0	0	0	0	0	0	0
20:15	0	0	1	2	0	1	0	0	0	0	0	0	0	4
20:30	1	0	1	0	0	0	0	0	0	0	0	0	0	2
20:45	2	0	2	1	0	0	0	0	0	0	0	0	0	5
21:00	0	0	0	2	0	0	0	0	0	0	0	0	0	2
21:15	0	0	0	1	0	0	0	0	0	0	0	0	0	1
21:30	0	0	1	0	0	0	0	0	0	0	0	0	0	1
21:45	0	0	2	0	0	0	0	0	0	0	0	0	0	2
22:00	0	0	0	0	0	0	0	0	0	0	0	0	0	0
22:15	0	0	2	0	0	0	0	0	0	0	0	0	0	2
22:30	0	0	0	0	0	0	0	0	0	0	0	0	0	0
22:45	0	0	0	0	0	0	0	0	0	0	0	0	0	0
23:00	0	0	0	0	0	0	0	0	0	0	0	0	0	0
23:15	0	0	0	0	0	0	0	0	0	0	0	0	0	0
23:30	0	0	0	0	0	0	0	0	0	0	0	0	0	0
23:45	0	0	0	0	0	0	0	0	0	0	0	0	0	0
Totals	41	49	87	46	6	1								230
% of Totals	18%	21%	38%	20%	3%	0%								100%

AM Volumes	12	19	35	19	1	0	0	0	0	0	0	0	0	86
% AM	5%	8%	15%	8%	0%									37%
AM Peak Hour	11:45	10:15	9:15	7:45	8:15									10:00
Volume	7	8	10	5	1									21
PM Volumes	29	30	52	27	5	1	0	0	0	0	0	0	0	144
% PM	13%	13%	23%	12%	2%	0%								63%
PM Peak Hour	14:00	12:15	15:30	15:00	16:45	19:30								15:00
Volume	7	7	15	6	3	1								24

Directional Peak Periods	AM 7-9			NOON 12-2			PM 4-6			Off Peak Volumes		
All Classes	Volume	⟷	%	Volume	⟷	%	Volume	⟷	%	Volume	⟷	%
	23		10%	32		14%	32		14%	143		62%

Street Name	Direction	Percentiles					
		15th	50th	Average	85th	95th	ADT
S Orchard Dr	North Bound	13	21	21	27	30	230
S Orchard Dr	South Bound	11	19	19	25	29	246

Prepared by National Data & Surveying Services

SPEED

S Orchard Dr Bet. W Olive Ave & W Oak St

Day: Tuesday
Date: 2/1/2022

City: Burbank
Project #: CA22_020022_014s

South Bound

Time	< 15	15 - 19	20 - 24	25 - 29	30 - 34	35 - 39	40 - 44	45 - 49	50 - 54	55 - 59	60 - 64	65 - 69	70 +	Total
0:00 AM	0	0	0	0	0	0	0	0	0	0	0	0	0	0
0:15	0	0	0	0	0	0	0	0	0	0	0	0	0	0
0:30	0	0	0	0	0	0	0	0	0	0	0	0	0	0
0:45	0	0	0	0	0	0	0	0	0	0	0	0	0	0
1:00	0	0	0	0	0	0	0	0	0	0	0	0	0	0
1:15	0	0	0	0	0	0	0	0	0	0	0	0	0	0
1:30	0	0	0	0	0	0	0	0	0	0	0	0	0	0
1:45	0	0	1	0	0	0	0	0	0	0	0	0	0	1
2:00	0	0	0	0	0	0	0	0	0	0	0	0	0	0
2:15	0	0	0	0	0	0	0	0	0	0	0	0	0	0
2:30	0	0	0	0	0	0	0	0	0	0	0	0	0	0
2:45	0	0	0	0	0	0	0	0	0	0	0	0	0	0
3:00	0	0	0	0	0	0	0	0	0	0	0	0	0	0
3:15	0	0	0	0	0	0	0	0	0	0	0	0	0	0
3:30	0	0	0	0	0	0	0	0	0	0	0	0	0	0
3:45	0	0	0	0	0	0	0	0	0	0	0	0	0	0
4:00	0	0	0	0	0	0	0	0	0	0	0	0	0	0
4:15	0	0	0	0	0	0	0	0	0	0	0	0	0	0
4:30	0	0	0	0	0	0	0	0	0	0	0	0	0	0
4:45	0	0	0	0	0	0	0	0	0	0	0	0	0	0
5:00	0	0	0	0	0	0	0	0	0	0	0	0	0	0
5:15	0	0	1	0	0	0	0	0	0	0	0	0	0	1
5:30	0	0	1	0	0	0	0	0	0	0	0	0	0	1
5:45	0	1	0	0	0	0	0	0	0	0	0	0	0	1
6:00	0	1	0	0	0	0	0	0	0	0	0	0	0	1
6:15	0	0	0	0	0	0	0	0	0	0	0	0	0	0
6:30	0	1	0	1	0	1	0	0	0	0	0	0	0	3
6:45	0	1	0	0	0	0	0	0	0	0	0	0	0	1
7:00	1	2	0	0	0	0	0	0	0	0	0	0	0	3
7:15	1	1	0	1	0	0	0	0	0	0	0	0	0	3
7:30	3	0	1	0	0	0	0	0	0	0	0	0	0	4
7:45	0	2	0	1	1	0	0	0	0	0	0	0	0	4
8:00	0	0	3	1	0	0	0	0	0	0	0	0	0	4
8:15	0	1	1	1	0	0	0	0	0	0	0	0	0	3
8:30	2	0	2	0	0	0	0	0	0	0	0	0	0	4
8:45	0	1	3	0	0	0	0	0	0	0	0	0	0	4
9:00	0	3	0	0	0	0	0	0	0	0	0	0	0	3
9:15	0	1	0	0	0	0	0	0	0	0	0	0	0	1
9:30	0	1	0	2	0	0	0	0	0	0	0	0	0	3
9:45	3	0	2	0	0	0	0	0	0	0	0	0	0	5
10:00	1	2	0	0	0	0	0	0	0	0	0	0	0	3
10:15	0	1	2	0	1	0	0	0	0	0	0	0	0	4
10:30	4	2	1	0	0	0	0	0	0	0	0	0	0	7
10:45	1	1	2	0	0	0	0	0	0	0	0	0	0	4
11:00	3	1	1	0	0	0	0	0	0	0	0	0	0	5
11:15	2	0	2	0	0	0	0	0	0	0	0	0	0	4
11:30	0	2	2	0	0	0	0	0	0	0	0	0	0	4
11:45	2	0	0	0	0	0	0	0	0	0	0	0	0	2
12:00 PM	1	0	1	0	1	0	0	0	0	0	0	0	0	3
12:15	3	2	1	0	0	0	0	0	0	0	0	0	0	6
12:30	0	2	2	0	0	0	0	0	0	0	0	0	0	4
12:45	2	1	0	0	0	0	0	0	0	0	0	0	0	3
13:00	2	5	0	0	0	0	0	0	0	0	0	0	0	7
13:15	1	1	0	1	0	0	0	0	0	0	0	0	0	3
13:30	1	4	0	0	0	0	0	0	0	0	0	0	0	5
13:45	1	3	1	0	0	0	0	0	0	0	0	0	0	5
14:00	2	2	3	0	0	0	0	0	0	0	0	0	0	7
14:15	1	2	5	0	0	0	0	0	0	0	0	0	0	8
14:30	2	2	0	0	0	0	0	0	0	0	0	0	0	4
14:45	1	1	1	1	0	0	0	0	0	0	0	0	0	4
15:00	2	3	3	2	0	0	0	0	0	0	0	0	0	10
15:15	0	1	0	2	0	0	0	0	0	0	0	0	0	3
15:30	1	1	1	0	0	0	0	0	0	0	0	0	0	3
15:45	1	3	3	0	0	0	0	0	0	0	0	0	0	7
16:00	1	4	0	0	0	0	0	0	0	0	0	0	0	5
16:15	1	1	3	0	0	0	0	0	0	0	0	0	0	5
16:30	4	0	1	0	1	0	0	0	0	0	0	0	0	6
16:45	1	1	3	1	0	0	0	0	0	0	0	0	0	6
17:00	0	1	1	0	0	0	0	0	0	0	0	0	0	2
17:15	2	3	1	1	0	0	0	0	0	0	0	0	0	7
17:30	1	1	3	3	0	0	0	0	0	0	0	0	0	8
17:45	0	0	0	1	0	1	0	0	0	0	0	0	0	2
18:00	0	0	0	1	0	0	0	0	0	0	0	0	0	1
18:15	0	2	5	1	0	0	0	0	0	0	0	0	0	8
18:30	1	2	1	2	0	0	0	0	0	0	0	0	0	6
18:45	0	0	0	0	0	0	0	0	0	0	0	0	0	0
19:00	1	2	0	0	0	0	0	0	0	0	0	0	0	3
19:15	0	0	1	0	0	0	0	0	0	0	0	0	0	1
19:30	0	0	1	0	0	0	0	0	0	0	0	0	0	1
19:45	0	0	0	0	0	0	0	0	0	0	0	0	0	0
20:00	1	0	1	1	0	0	0	0	0	0	0	0	0	3
20:15	0	1	1	0	0	0	0	0	0	0	0	0	0	2
20:30	0	1	1	1	0	0	0	0	0	0	0	0	0	3
20:45	0	0	0	0	1	0	0	0	0	0	0	0	0	1
21:00	0	1	0	1	0	0	0	0	0	0	0	0	0	2
21:15	1	0	0	0	0	0	0	0	0	0	0	0	0	1
21:30	0	0	0	0	0	0	0	0	0	0	0	0	0	0
21:45	0	1	1	2	0	0	0	0	0	0	0	0	0	4
22:00	0	0	0	0	0	0	0	0	0	0	0	0	0	0
22:15	1	0	0	0	0	0	0	0	0	0	0	0	0	1
22:30	0	1	0	0	0	0	0	0	0	0	0	0	0	1
22:45	0	0	0	0	0	0	0	0	0	0	0	0	0	0
23:00	0	0	0	0	0	0	0	0	0	0	0	0	0	0
23:15	0	0	1	0	0	0	0	0	0	0	0	0	0	1
23:30	0	0	0	0	0	0	0	0	0	0	0	0	0	0
23:45	0	1	0	0	0	0	0	0	0	0	0	0	0	1
Totals	59	81	71	28	5	2								246
% of Totals	24%	33%	29%	11%	2%	1%								100%

AM Volumes	23	25	25	7	2	1	0	0	0	0	0	0	0	83
% AM	9%	10%	10%	3%	1%	0%								34%
AM Peak Hour	10:30	8:45	8:00	7:15	7:00	5:45								10:15
Volume	10	6	9	3	1	1								20
PM Volumes	36	56	46	21	3	1	0	0	0	0	0	0	0	163
% PM	15%	23%	19%	9%	1%	0%								66%
PM Peak Hour	12:15	13:00	13:30	17:15	12:00	17:00								14:15
Volume	7	13	9	6	1	1								26

Directional Peak Periods	AM 7-9			NOON 12-2			PM 4-6			Off Peak Volumes		
All Classes	Volume	↔	%	Volume	↔	%	Volume	↔	%	Volume	↔	%
	29	↔	12%	36	↔	15%	41	↔	17%	140	↔	57%

Street Name	Direction	Percentiles					
		15th	50th	Average	85th	95th	ADT
S Orchard Dr	North Bound	13	21	21	27	30	230
S Orchard Dr	South Bound	11	19	19	25	29	246

Prepared by National Data & Surveying Services

SPEED

S Orchard Dr Bet. W Olive Ave & W Oak St

Day: Tuesday
Date: 2/1/2022

City: Burbank
Project #: CA22_020022_014

Summary

Time	< 15	15 - 19	20 - 24	25 - 29	30 - 34	35 - 39	40 - 44	45 - 49	50 - 54	55 - 59	60 - 64	65 - 69	70 +	Total
0:00 AM	0	0	0	0	0	0	0	0	0	0	0	0	0	0
0:15	0	0	0	0	0	0	0	0	0	0	0	0	0	0
0:30	0	0	0	0	0	0	0	0	0	0	0	0	0	0
0:45	0	0	0	0	0	0	0	0	0	0	0	0	0	0
1:00	0	0	0	0	0	0	0	0	0	0	0	0	0	0
1:15	0	0	0	0	0	0	0	0	0	0	0	0	0	0
1:30	0	0	0	0	0	0	0	0	0	0	0	0	0	0
1:45	1	0	1	1	0	0	0	0	0	0	0	0	0	3
2:00	0	0	1	0	0	0	0	0	0	0	0	0	0	1
2:15	0	0	0	0	0	0	0	0	0	0	0	0	0	0
2:30	0	0	0	0	0	0	0	0	0	0	0	0	0	0
2:45	0	0	0	0	0	0	0	0	0	0	0	0	0	0
3:00	0	0	0	0	0	0	0	0	0	0	0	0	0	0
3:15	0	0	0	0	0	0	0	0	0	0	0	0	0	0
3:30	0	0	0	0	0	0	0	0	0	0	0	0	0	0
3:45	0	0	0	0	0	0	0	0	0	0	0	0	0	0
4:00	0	0	0	0	0	0	0	0	0	0	0	0	0	0
4:15	0	0	0	0	0	0	0	0	0	0	0	0	0	0
4:30	0	0	0	0	0	0	0	0	0	0	0	0	0	0
4:45	0	0	0	0	0	0	0	0	0	0	0	0	0	0
5:00	0	0	0	1	0	0	0	0	0	0	0	0	0	1
5:15	0	0	3	0	0	0	0	0	0	0	0	0	0	3
5:30	0	0	2	1	0	0	0	0	0	0	0	0	0	3
5:45	0	1	0	0	0	0	0	0	0	0	0	0	0	1
6:00	0	1	0	0	0	0	0	0	0	0	0	0	0	1
6:15	0	0	0	1	0	0	0	0	0	0	0	0	0	1
6:30	0	1	1	3	0	1	0	0	0	0	0	0	0	6
6:45	0	2	1	1	0	0	0	0	0	0	0	0	0	4
7:00	1	2	1	0	0	0	0	0	0	0	0	0	0	4
7:15	1	1	0	1	0	0	0	0	0	0	0	0	0	3
7:30	5	1	2	1	0	0	0	0	0	0	0	0	0	9
7:45	0	3	2	4	1	0	0	0	0	0	0	0	0	10
8:00	0	0	4	1	0	0	0	0	0	0	0	0	0	5
8:15	0	2	1	1	0	0	0	0	0	0	0	0	0	4
8:30	2	2	4	2	0	0	0	0	0	0	0	0	0	10
8:45	1	2	3	1	0	0	0	0	0	0	0	0	0	7
9:00	1	3	3	0	1	0	0	0	0	0	0	0	0	8
9:15	0	3	2	0	0	0	0	0	0	0	0	0	0	5
9:30	1	2	2	3	0	0	0	0	0	0	0	0	0	8
9:45	3	0	2	1	0	0	0	0	0	0	0	0	0	6
10:00	3	2	6	0	0	0	0	0	0	0	0	0	0	11
10:15	0	2	3	2	1	0	0	0	0	0	0	0	0	8
10:30	5	5	2	0	0	0	0	0	0	0	0	0	0	12
10:45	1	3	4	0	0	0	0	0	0	0	0	0	0	8
11:00	3	3	4	1	0	0	0	0	0	0	0	0	0	11
11:15	3	0	2	0	0	0	0	0	0	0	0	0	0	5
11:30	0	3	3	0	0	0	0	0	0	0	0	0	0	6
11:45	4	0	1	0	0	0	0	0	0	0	0	0	0	5
12:00 PM	4	0	2	0	2	0	0	0	0	0	0	0	0	8
12:15	4	6	2	0	0	0	0	0	0	0	0	0	0	12
12:30	1	3	2	0	0	0	0	0	0	0	0	0	0	6
12:45	3	2	0	0	0	0	0	0	0	0	0	0	0	5
13:00	2	6	2	0	0	0	0	0	0	0	0	0	0	10
13:15	3	1	0	2	0	0	0	0	0	0	0	0	0	6
13:30	2	7	1	1	0	0	0	0	0	0	0	0	0	11
13:45	1	6	3	0	0	0	0	0	0	0	0	0	0	10
14:00	4	2	3	0	0	0	0	0	0	0	0	0	0	9
14:15	3	3	8	1	0	0	0	0	0	0	0	0	0	15
14:30	4	3	3	1	0	0	0	0	0	0	0	0	0	11
14:45	2	1	3	1	0	0	0	0	0	0	0	0	0	7
15:00	3	6	3	2	1	0	0	0	0	0	0	0	0	15
15:15	0	1	2	5	0	0	0	0	0	0	0	0	0	8
15:30	2	2	2	2	0	0	0	0	0	0	0	0	0	8
15:45	1	6	8	1	0	0	0	0	0	0	0	0	0	16
16:00	2	4	3	0	0	0	0	0	0	0	0	0	0	9
16:15	1	1	9	0	0	0	0	0	0	0	0	0	0	11
16:30	6	0	2	2	1	0	0	0	0	0	0	0	0	11
16:45	1	5	3	1	0	0	0	0	0	0	0	0	0	10
17:00	1	2	1	1	0	0	0	0	0	0	0	0	0	5
17:15	2	3	2	3	0	0	0	0	0	0	0	0	0	10
17:30	2	1	4	3	3	0	0	0	0	0	0	0	0	13
17:45	1	0	1	1	0	1	0	0	0	0	0	0	0	4
18:00	1	1	0	2	0	0	0	0	0	0	0	0	0	4
18:15	1	2	6	4	0	0	0	0	0	0	0	0	0	13
18:30	1	3	2	3	0	0	0	0	0	0	0	0	0	9
18:45	0	1	2	0	0	0	0	0	0	0	0	0	0	3
19:00	1	2	3	1	0	0	0	0	0	0	0	0	0	7
19:15	0	0	1	0	0	0	0	0	0	0	0	0	0	1
19:30	0	0	1	0	0	0	0	0	0	0	0	0	0	1
19:45	0	0	0	0	0	0	0	0	0	0	0	0	0	0
20:00	1	0	1	1	0	0	0	0	0	0	0	0	0	3
20:15	0	1	2	2	0	1	0	0	0	0	0	0	0	6
20:30	1	1	2	1	0	0	0	0	0	0	0	0	0	5
20:45	2	0	2	1	1	0	0	0	0	0	0	0	0	6
21:00	0	1	0	3	0	0	0	0	0	0	0	0	0	4
21:15	1	0	0	1	0	0	0	0	0	0	0	0	0	2
21:30	0	0	1	0	0	0	0	0	0	0	0	0	0	1
21:45	0	1	3	2	0	0	0	0	0	0	0	0	0	6
22:00	0	0	0	0	0	0	0	0	0	0	0	0	0	0
22:15	1	0	2	0	0	0	0	0	0	0	0	0	0	3
22:30	0	1	0	0	0	0	0	0	0	0	0	0	0	1
22:45	0	0	0	0	0	0	0	0	0	0	0	0	0	0
23:00	0	0	0	0	0	0	0	0	0	0	0	0	0	0
23:15	0	0	1	0	0	0	0	0	0	0	0	0	0	1
23:30	0	0	0	0	0	0	0	0	0	0	0	0	0	0
23:45	0	1	0	0	0	0	0	0	0	0	0	0	0	1
Totals	160	130	153	74	11	3								476
% of Totals	21%	27%	33%	16%	2%	1%								100%

AM Volumes	35	44	60	26	3	1	0	0	0	0	0	0	0	169
% AM	7%	9%	13%	5%	1%	0%								36%
AM Peak Hour	11:45	10:15	10:00	7:45	11:15	5:45								10:00
Volume	13	13	15	8	2	1								39
PM Volumes	65	86	98	48	8	2	0	0	0	0	0	0	0	307
% PM	14%	18%	21%	10%	2%	0%								64%
PM Peak Hour	14:00	13:00	15:30	14:45	16:45	17:00								14:15
Volume	13	20	22	10	3	1								48

Directional Peak Periods	AM 7-9			NOON 12-2			PM 4-6			Off Peak Volumes		
All Classes	Volume	⟷	%	Volume	⟷	%	Volume	⟷	%	Volume	⟷	%
	52	⟷	11%	68	⟷	14%	73	⟷	15%	283	⟷	59%

Street Name	Direction	Percentiles					
		15th	50th	Average	85th	95th	ADT
S Orchard Dr	Summary	12	20	20	26	29	476

Prepared by National Data & Surveying Services

SPEED

S Orchard Dr Bet. W Olive Ave & W Oak St

Day: Tuesday
Date: 2/1/2022

City: Burbank
Project #: CA22_020022_014n

North Bound

Time	< 15	15 - 19	20 - 24	25 - 29	30 - 34	35 - 39	40 - 44	45 - 49	50 - 54	55 - 59	60 - 64	65 - 69	70 +	Total
0:00 AM	0	0	0	0	0	0	0	0	0	0	0	0	0	0
1:00	1	0	0	1	0	0	0	0	0	0	0	0	0	2
2:00	0	0	1	0	0	0	0	0	0	0	0	0	0	1
3:00	0	0	0	0	0	0	0	0	0	0	0	0	0	0
4:00	0	0	0	0	0	0	0	0	0	0	0	0	0	0
5:00	0	0	3	2	0	0	0	0	0	0	0	0	0	5
6:00	0	1	2	4	0	0	0	0	0	0	0	0	0	7
7:00	2	2	4	4	0	0	0	0	0	0	0	0	0	12
8:00	1	4	3	3	0	0	0	0	0	0	0	0	0	11
9:00	2	3	7	2	1	0	0	0	0	0	0	0	0	15
10:00	3	6	10	2	0	0	0	0	0	0	0	0	0	21
11:00	3	3	5	1	0	0	0	0	0	0	0	0	0	12
12:00 PM	6	6	2	0	1	0	0	0	0	0	0	0	0	15
13:00	3	7	5	2	0	0	0	0	0	0	0	0	0	17
14:00	7	2	8	2	0	0	0	0	0	0	0	0	0	19
15:00	2	7	8	6	1	0	0	0	0	0	0	0	0	24
16:00	3	4	10	2	0	0	0	0	0	0	0	0	0	19
17:00	3	1	3	3	3	0	0	0	0	0	0	0	0	13
18:00	2	3	4	5	0	0	0	0	0	0	0	0	0	14
19:00	0	0	3	1	0	0	0	0	0	0	0	0	0	4
20:00	3	0	4	3	0	1	0	0	0	0	0	0	0	11
21:00	0	0	3	3	0	0	0	0	0	0	0	0	0	6
22:00	0	0	2	0	0	0	0	0	0	0	0	0	0	2
23:00	0	0	0	0	0	0	0	0	0	0	0	0	0	0
Totals	41	49	87	46	6	1								230
% of Totals	18%	21%	38%	20%	3%	0%								100%

AM Volumes	12	19	35	19	1	0	0	0	0	0	0	0	0	86
% AM	5%	8%	15%	8%	0%									37%
AM Peak Hour	10:00	10:00	10:00	6:00	9:00									10:00
Volume	3	6	10	4	1									21
PM Volumes	29	30	52	27	5	1	0	0	0	0	0	0	0	144
% PM	13%	13%	23%	12%	2%	0%								63%
PM Peak Hour	14:00	13:00	16:00	15:00	17:00	20:00								15:00
Volume	7	7	10	6	3	1								24

Directional Peak Periods	AM 7-9			NOON 12-2			PM 4-6			Off Peak Volumes		
All Speeds	Volume		%	Volume		%	Volume		%	Volume		%
	23	↔	10%	32	↔	14%	32	↔	14%	143	↔	62%

Street Name	Direction	Percentiles					
		15th	50th	Average	85th	95th	ADT
S Orchard Dr	North Bound	13	21	21	27	30	230
S Orchard Dr	South Bound	11	19	19	25	29	246

Prepared by National Data & Surveying Services

SPEED

S Orchard Dr Bet. W Olive Ave & W Oak St

Day: Tuesday
Date: 2/1/2022

City: Burbank
Project #: CA22_020022_014s

South Bound

Time	< 15	15 - 19	20 - 24	25 - 29	30 - 34	35 - 39	40 - 44	45 - 49	50 - 54	55 - 59	60 - 64	65 - 69	70 +	Total
0:00 AM	0	0	0	0	0	0	0	0	0	0	0	0	0	0
1:00	0	0	1	0	0	0	0	0	0	0	0	0	0	1
2:00	0	0	0	0	0	0	0	0	0	0	0	0	0	0
3:00	0	0	0	0	0	0	0	0	0	0	0	0	0	0
4:00	0	0	0	0	0	0	0	0	0	0	0	0	0	0
5:00	0	1	2	0	0	0	0	0	0	0	0	0	0	3
6:00	0	3	0	1	0	1	0	0	0	0	0	0	0	5
7:00	5	5	1	2	1	0	0	0	0	0	0	0	0	14
8:00	2	2	9	2	0	0	0	0	0	0	0	0	0	15
9:00	3	5	2	2	0	0	0	0	0	0	0	0	0	12
10:00	6	6	5	0	1	0	0	0	0	0	0	0	0	18
11:00	7	3	5	0	0	0	0	0	0	0	0	0	0	15
12:00 PM	6	5	4	0	1	0	0	0	0	0	0	0	0	16
13:00	5	13	1	1	0	0	0	0	0	0	0	0	0	20
14:00	6	7	9	1	0	0	0	0	0	0	0	0	0	23
15:00	4	8	7	4	0	0	0	0	0	0	0	0	0	23
16:00	7	6	7	1	1	0	0	0	0	0	0	0	0	22
17:00	3	5	5	5	0	1	0	0	0	0	0	0	0	19
18:00	1	4	6	4	0	0	0	0	0	0	0	0	0	15
19:00	1	2	2	0	0	0	0	0	0	0	0	0	0	5
20:00	1	2	3	2	1	0	0	0	0	0	0	0	0	9
21:00	1	2	1	3	0	0	0	0	0	0	0	0	0	7
22:00	1	1	0	0	0	0	0	0	0	0	0	0	0	2
23:00	0	1	1	0	0	0	0	0	0	0	0	0	0	2
Totals	59	81	71	28	5	2								246
% of Totals	24%	33%	29%	11%	2%	1%								100%

AM Volumes	23	25	25	7	2	1	0	0	0	0	0	0	0	83
% AM	9%	10%	10%	3%	1%	0%								34%
AM Peak Hour	11:00	10:00	8:00	7:00	7:00	6:00								10:00
Volume	7	6	9	2	1	1								18
PM Volumes	36	56	46	21	3	1	0	0	0	0	0	0	0	163
% PM	15%	23%	19%	9%	1%	0%								66%
PM Peak Hour	16:00	13:00	14:00	17:00	12:00	17:00								14:00
Volume	7	13	9	5	1	1								23

Directional Peak Periods	AM 7-9			NOON 12-2			PM 4-6			Off Peak Volumes		
All Speeds	Volume		%	Volume		%	Volume		%	Volume		%
	29	↔	12%	36	↔	15%	41	↔	17%	140	↔	57%

Street Name	Direction	Percentiles					
		15th	50th	Average	85th	95th	ADT
S Orchard Dr	North Bound	13	21	21	27	30	230
S Orchard Dr	South Bound	11	19	19	25	29	246

Prepared by National Data & Surveying Services

SPEED

S Orchard Dr Bet. W Olive Ave & W Oak St

Day: Tuesday
Date: 2/1/2022

City: Burbank
Project #: CA22_020022_014

Summary

Time	< 15	15 - 19	20 - 24	25 - 29	30 - 34	35 - 39	40 - 44	45 - 49	50 - 54	55 - 59	60 - 64	65 - 69	70 +	Total
0:00 AM	0	0	0	0	0	0	0	0	0	0	0	0	0	0
1:00	1	0	1	1	0	0	0	0	0	0	0	0	0	3
2:00	0	0	1	0	0	0	0	0	0	0	0	0	0	1
3:00	0	0	0	0	0	0	0	0	0	0	0	0	0	0
4:00	0	0	0	0	0	0	0	0	0	0	0	0	0	0
5:00	0	1	5	2	0	0	0	0	0	0	0	0	0	8
6:00	0	4	2	5	0	1	0	0	0	0	0	0	0	12
7:00	7	7	5	6	1	0	0	0	0	0	0	0	0	26
8:00	3	6	12	5	0	0	0	0	0	0	0	0	0	26
9:00	5	8	9	4	1	0	0	0	0	0	0	0	0	27
10:00	9	12	15	2	1	0	0	0	0	0	0	0	0	39
11:00	10	6	10	1	0	0	0	0	0	0	0	0	0	27
12:00 PM	12	11	6	0	2	0	0	0	0	0	0	0	0	31
13:00	8	20	6	3	0	0	0	0	0	0	0	0	0	37
14:00	13	9	17	3	0	0	0	0	0	0	0	0	0	42
15:00	6	15	15	10	1	0	0	0	0	0	0	0	0	47
16:00	10	10	17	3	1	0	0	0	0	0	0	0	0	41
17:00	6	6	8	8	3	1	0	0	0	0	0	0	0	32
18:00	3	7	10	9	0	0	0	0	0	0	0	0	0	29
19:00	1	2	5	1	0	0	0	0	0	0	0	0	0	9
20:00	4	2	7	5	1	1	0	0	0	0	0	0	0	20
21:00	1	2	4	6	0	0	0	0	0	0	0	0	0	13
22:00	1	1	2	0	0	0	0	0	0	0	0	0	0	4
23:00	0	1	1	0	0	0	0	0	0	0	0	0	0	2
Totals	100	130	158	74	11	3								476
% of Totals	21%	27%	33%	16%	2%	1%								100%

AM Volumes	35	44	60	26	3	1	0	0	0	0	0	0	0	169
% AM	7%	9%	13%	5%	1%	0%								36%
AM Peak Hour	11:00	10:00	10:00	7:00	7:00	6:00								10:00
Volume	10	12	15	6	1	1								39
PM Volumes	65	86	98	48	8	2	0	0	0	0	0	0	0	307
% PM	14%	18%	21%	10%	2%	0%								64%
PM Peak Hour	14:00	13:00	14:00	15:00	17:00	17:00								15:00
Volume	13	20	17	10	3	1								47

Directional Peak Periods	AM 7-9			NOON 12-2			PM 4-6			Off Peak Volumes		
All Speeds	Volume		%	Volume		%	Volume		%	Volume		%
	52	↔	11%	68	↔	14%	73	↔	15%	283	↔	59%

Street Name	Direction	Percentiles					
		15th	50th	Average	85th	95th	ADT
S Orchard Dr	Summary	12	20	20	26	29	476

Prepared by NDS/ATD

Prepared by National Data & Surveying Services

VOLUME

S Orchard Dr Bet. W Olive Ave & W Oak St

Day: Tuesday
Date: 2/1/2022

City: Burbank
Project #: CA22_020022_014

DAILY TOTALS	NB	SB	EB	WB	Total
	230	246	0	0	476

AM Period	NB		SB		EB	WB	TOTAL		PM Period	NB		SB		EB	WB	TOTAL	
0:00	0		0		0	0			12:00	5		3		0	0	8	
0:15	0		0		0	0			12:15	6		6		0	0	12	
0:30	0		0		0	0			12:30	2		4		0	0	6	
0:45	0		0		0	0			12:45	2	15	3	16	0	0	5	31
1:00	0		0		0	0			13:00	3		7		0	0	10	
1:15	0		0		0	0			13:15	3		3		0	0	6	
1:30	0		0		0	0			13:30	6		5		0	0	11	
1:45	2	2	1	1	0	0	3	3	13:45	5	17	5	20	0	0	10	37
2:00	1		0		0	0	1		14:00	2		7		0	0	9	
2:15	0		0		0	0			14:15	7		8		0	0	15	
2:30	0		0		0	0			14:30	7		4		0	0	11	
2:45	0	1	0		0	0		1	14:45	3	19	4	23	0	0	7	42
3:00	0		0		0	0			15:00	5		10		0	0	15	
3:15	0		0		0	0			15:15	5		3		0	0	8	
3:30	0		0		0	0			15:30	5		3		0	0	8	
3:45	0		0		0	0			15:45	9	24	7	23	0	0	16	47
4:00	0		0		0	0			16:00	4		5		0	0	9	
4:15	0		0		0	0			16:15	6		5		0	0	11	
4:30	0		0		0	0			16:30	5		6		0	0	11	
4:45	0		0		0	0			16:45	4	19	6	22	0	0	10	41
5:00	1		0		0	0	1		17:00	3		2		0	0	5	
5:15	2		1		0	0	3		17:15	3		7		0	0	10	
5:30	2		1		0	0	3		17:30	5		8		0	0	13	
5:45	0	5	1	3	0	0	1	8	17:45	2	13	2	19	0	0	4	32
6:00	0		1		0	0	1		18:00	3		1		0	0	4	
6:15	1		0		0	0	1		18:15	5		8		0	0	13	
6:30	3		3		0	0	6		18:30	3		6		0	0	9	
6:45	3	7	1	5	0	0	4	12	18:45	3	14	0	15	0	0	3	29
7:00	1		3		0	0	4		19:00	4		3		0	0	7	
7:15	0		3		0	0	3		19:15	0		1		0	0	1	
7:30	5		4		0	0	9		19:30	0		1		0	0	1	
7:45	6	12	4	14	0	0	10	26	19:45	0	4	0	5	0	0		9
8:00	1		4		0	0	5		20:00	0		3		0	0	3	
8:15	1		3		0	0	4		20:15	4		2		0	0	6	
8:30	6		4		0	0	10		20:30	2		3		0	0	5	
8:45	3	11	4	15	0	0	7	26	20:45	5	11	1	9	0	0	6	20
9:00	5		3		0	0	8		21:00	2		2		0	0	4	
9:15	4		1		0	0	5		21:15	1		1		0	0	2	
9:30	5		3		0	0	8		21:30	1		0		0	0	1	
9:45	1	15	5	12	0	0	6	27	21:45	2	6	4	7	0	0	6	13
10:00	8		3		0	0	11		22:00	0		0		0	0		
10:15	4		4		0	0	8		22:15	2		1		0	0	3	
10:30	5		7		0	0	12		22:30	0		1		0	0	1	
10:45	4	21	4	18	0	0	8	39	22:45	0	2	0	2	0	0		4
11:00	6		5		0	0	11		23:00	0		0		0	0		
11:15	1		4		0	0	5		23:15	0		1		0	0	1	
11:30	2		4		0	0	6		23:30	0		0		0	0		
11:45	3	12	2	15	0	0	5	27	23:45	0		1	2	0	0	1	2
TOTALS		86		83				169	TOTALS		144		163				307
SPLIT %		50.9%		49.1%				35.5%	SPLIT %		46.9%		53.1%				64.5%

DAILY TOTALS	NB	SB	EB	WB	Total
	230	246	0	0	476

AM Peak Hour	10:00	10:15			10:00	PM Peak Hour	15:00	14:15			14:15
AM Pk Volume	21	20			39	PM Pk Volume	24	26			48
Pk Hr Factor	0.656	0.714			0.813	Pk Hr Factor	0.667	0.650			0.800
7 - 9 Volume	23	29	0	0	52	4 - 6 Volume	32	41	0	0	73
7 - 9 Peak Hour	7:45	7:15			7:45	4 - 6 Peak Hour	16:00	16:45			16:00
7 - 9 Pk Volume	14	15	0	0	29	4 - 6 Pk Volume	19	23	0	0	41
Pk Hr Factor	0.583	0.938	0.000	0.000	0.725	Pk Hr Factor	0.792	0.719	0.000	0.000	0.932

Prepared by NDS/ATD

Project #: CA22_020022_014 **City:** Burbank

Location: S Orchard Dr Bet. W Olive Ave & W Oak St **Date:** 2/1/2022

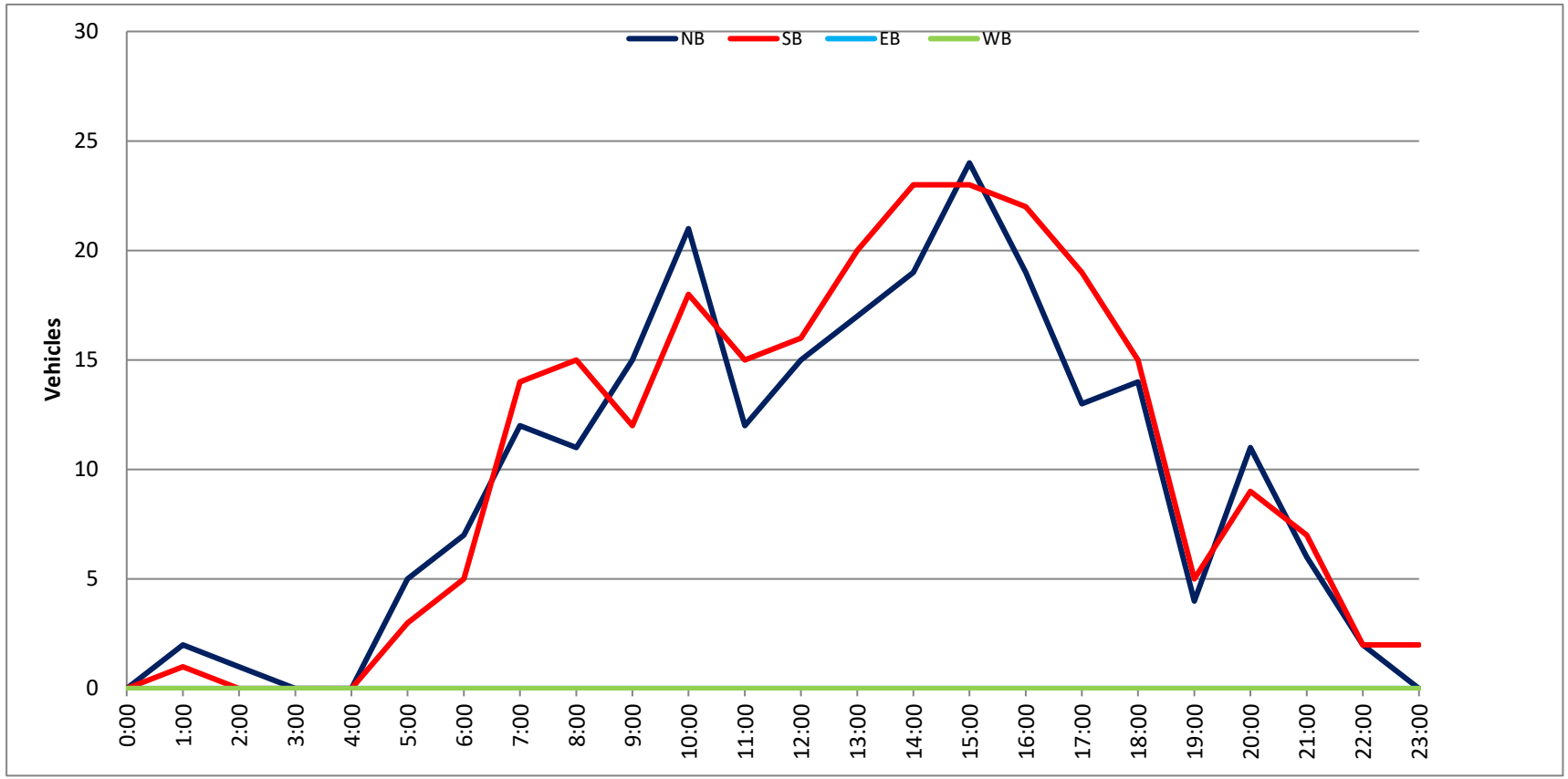

Prepared by National Data & Surveying Services

SPEED

S Orchard Dr Bet. W Olive Ave & W Oak St

Day: Wednesday
Date: 2/2/2022

City: Burbank
Project #: CA22_020022_014n

North Bound

Time	< 15	15 - 19	20 - 24	25 - 29	30 - 34	35 - 39	40 - 44	45 - 49	50 - 54	55 - 59	60 - 64	65 - 69	70 +	Total
0:00 AM	0	0	0	0	0	0	0	0	0	0	0	0	0	0
0:15	0	0	0	0	0	0	0	0	0	0	0	0	0	0
0:30	1	0	0	0	0	0	0	0	0	0	0	0	0	1
0:45	0	0	0	0	0	0	0	0	0	0	0	0	0	0
1:00	0	0	0	0	0	0	0	0	0	0	0	0	0	0
1:15	0	0	0	0	0	0	0	0	0	0	0	0	0	0
1:30	0	0	0	0	0	0	0	0	0	0	0	0	0	0
1:45	0	0	0	0	0	0	0	0	0	0	0	0	0	0
2:00	0	0	0	0	0	1	0	0	0	0	0	0	0	1
2:15	0	0	0	0	0	0	0	0	0	0	0	0	0	0
2:30	0	0	0	0	0	0	0	0	0	0	0	0	0	0
2:45	0	0	0	0	0	0	0	0	0	0	0	0	0	0
3:00	0	0	0	0	0	0	0	0	0	0	0	0	0	0
3:15	0	0	0	1	0	0	0	0	0	0	0	0	0	1
3:30	0	0	0	0	0	0	0	0	0	0	0	0	0	0
3:45	0	0	0	1	0	0	0	0	0	0	0	0	0	1
4:00	0	0	0	0	0	0	0	0	0	0	0	0	0	0
4:15	0	0	0	0	0	0	0	0	0	0	0	0	0	0
4:30	0	0	0	0	0	0	0	0	0	0	0	0	0	0
4:45	0	0	0	0	0	0	0	0	0	0	0	0	0	0
5:00	0	0	0	1	1	0	0	0	0	0	0	0	0	2
5:15	0	0	1	0	0	0	0	0	0	0	0	0	0	1
5:30	0	0	1	0	0	0	0	0	0	0	0	0	0	1
5:45	0	0	0	0	0	0	0	0	0	0	0	0	0	0
6:00	0	0	0	0	0	0	0	0	0	0	0	0	0	0
6:15	0	0	0	1	0	0	0	0	0	0	0	0	0	1
6:30	0	0	2	1	0	1	0	0	0	0	0	0	0	4
6:45	0	0	0	0	0	0	0	0	0	0	0	0	0	0
7:00	0	0	0	0	0	0	0	0	0	0	0	0	0	0
7:15	1	0	0	3	1	0	0	0	0	0	0	0	0	5
7:30	0	0	2	1	0	0	0	0	0	0	0	0	0	3
7:45	0	1	1	1	0	0	0	0	0	0	0	0	0	3
8:00	0	3	0	0	0	0	0	0	0	0	0	0	0	3
8:15	0	1	2	0	0	0	0	0	0	0	0	0	0	3
8:30	1	0	2	0	1	0	0	0	0	0	0	0	0	4
8:45	0	2	0	0	0	0	0	0	0	0	0	0	0	2
9:00	0	0	2	0	2	0	0	0	0	0	0	0	0	4
9:15	1	1	2	1	0	0	0	0	0	0	0	0	0	5
9:30	1	0	1	1	0	0	0	0	0	0	0	0	0	3
9:45	2	3	1	0	0	0	0	0	0	0	0	0	0	6
10:00	0	0	1	2	0	0	0	0	0	0	0	0	0	3
10:15	1	1	0	1	1	0	0	0	0	0	0	0	0	4
10:30	1	1	4	1	0	0	0	0	0	0	0	0	0	7
10:45	1	0	0	1	0	0	0	0	0	0	0	0	0	2
11:00	1	1	2	1	0	0	0	0	0	0	0	0	0	5
11:15	1	0	1	0	0	0	0	0	0	0	0	0	0	2
11:30	0	0	4	0	0	0	0	0	0	0	0	0	0	4
11:45	0	0	1	1	0	0	0	0	0	0	0	0	0	2
12:00 PM	0	0	0	1	0	0	0	0	0	0	0	0	0	1
12:15	2	1	6	0	0	0	0	0	0	0	0	0	0	9
12:30	1	1	0	0	0	0	0	0	0	0	0	0	0	2
12:45	2	2	2	1	0	0	0	0	0	0	0	0	0	7
13:00	1	1	0	0	0	0	0	0	0	0	0	0	0	2
13:15	1	1	0	1	0	0	0	0	0	0	0	0	0	3
13:30	0	1	1	0	0	1	0	0	0	0	0	0	0	3
13:45	1	0	0	0	0	0	0	0	0	0	0	0	0	1
14:00	2	3	1	0	0	0	0	0	0	0	0	0	0	6
14:15	0	1	2	1	0	0	0	0	0	0	0	0	0	4
14:30	0	4	2	2	0	0	0	0	0	0	0	0	0	8
14:45	0	1	3	0	0	0	0	0	0	0	0	0	0	4
15:00	1	4	3	1	0	0	0	0	0	0	0	0	0	9
15:15	1	0	1	4	0	0	0	0	0	0	0	0	0	6
15:30	0	1	0	1	0	0	0	0	0	0	0	0	0	2
15:45	2	0	1	1	0	0	0	0	0	0	0	0	0	4
16:00	0	2	1	1	0	0	0	0	0	0	0	0	0	4
16:15	1	1	1	0	1	0	0	0	0	0	0	0	0	4
16:30	1	3	0	2	1	0	0	0	0	0	0	0	0	7
16:45	0	2	1	1	0	0	0	0	0	0	0	0	0	4
17:00	1	1	1	0	1	0	0	0	0	0	0	0	0	4
17:15	0	4	1	0	0	0	0	0	0	0	0	0	0	5
17:30	1	1	0	0	0	0	0	0	0	0	0	0	0	2
17:45	1	0	0	1	0	0	0	0	0	0	0	0	0	2
18:00	0	0	2	1	0	0	0	0	0	0	0	0	0	3
18:15	0	1	0	1	0	0	0	0	0	0	0	0	0	2
18:30	1	0	2	0	0	0	0	0	0	0	0	0	0	3
18:45	0	0	1	1	0	0	0	0	0	0	0	0	0	2
19:00	0	0	3	2	1	0	0	0	0	0	0	0	0	6
19:15	0	1	1	0	0	0	0	0	0	0	0	0	0	2
19:30	0	1	0	0	0	0	0	0	0	0	0	0	0	1
19:45	0	0	0	0	0	0	0	0	0	0	0	0	0	0
20:00	0	0	1	2	1	0	0	0	0	0	0	0	0	4
20:15	0	0	0	1	0	0	0	0	0	0	0	0	0	1
20:30	0	0	1	0	0	0	0	0	0	0	0	0	0	1
20:45	0	0	0	0	1	0	0	0	0	0	0	0	0	1
21:00	0	1	0	0	0	0	0	0	0	0	0	0	0	1
21:15	0	0	0	0	0	0	0	0	0	0	0	0	0	0
21:30	1	1	0	0	0	0	0	0	0	0	0	0	0	2
21:45	0	0	0	0	0	0	0	0	0	0	0	0	0	0
22:00	0	0	1	0	0	0	0	0	0	0	0	0	0	1
22:15	0	0	0	1	0	0	0	0	0	0	0	0	0	1
22:30	0	0	0	0	0	0	0	0	0	0	0	0	0	0
22:45	0	1	0	0	0	0	0	0	0	0	0	0	0	1
23:00	0	0	0	0	1	0	0	0	0	0	0	0	0	1
23:15	0	0	0	0	0	1	0	0	0	0	0	0	0	1
23:30	0	0	0	0	0	0	0	0	0	0	0	0	0	0
23:45	1	0	0	0	0	0	0	0	0	0	0	0	0	1
Totals	**34**	**55**	**69**	**46**	**11**	**4**								**221**
% of Totals	15%	25%	31%	21%	6%	2%								100%

AM Volumes	12	14	30	19	6	2	0	0	0	0	0	0	0	83
% AM	5%	6%	14%	9%	3%	1%								38%
AM Peak Hour	9:00	8:00	11:30	7:00	8:15	1:15								9:45
Volume	4	6	11	5	3	1								20
PM Volumes	22	41	39	27	7	2	0	0	0	0	0	0	0	138
% PM	10%	19%	18%	12%	3%	1%								62%
PM Peak Hour	12:15	14:15	14:15	14:30	16:15	12:45								14:30
Volume	6	10	10	7	3	1								27

Directional Peak Periods	AM 7-9			NOON 12-2			PM 4-6			Off Peak Volumes		
All Classes	Volume	⟷	%	Volume	⟷	%	Volume	⟷	%	Volume	⟷	%
	23		10%	28		13%	32		14%	138		62%

Street Name	Direction	Percentiles					
		15th	50th	Average	85th	95th	ADT
S Orchard Dr	North Bound	15	22	21	28	32	221
S Orchard Dr	South Bound	13	20	20	26	30	289

Prepared by National Data & Surveying Services

SPEED

S Orchard Dr Bet. W Olive Ave & W Oak St

Day: Wednesday
Date: 2/2/2022

City: Burbank
Project #: CA22_020022_014s

South Bound

Time	< 15	15 - 19	20 - 24	25 - 29	30 - 34	35 - 39	40 - 44	45 - 49	50 - 54	55 - 59	60 - 64	65 - 69	70 +	Total
0:00 AM	0	0	0	0	0	0	0	0	0	0	0	0	0	0
0:15	0	0	0	0	0	0	0	0	0	0	0	0	0	0
0:30	0	0	0	0	0	0	0	0	0	0	0	0	0	0
0:45	0	0	0	0	0	0	0	0	0	0	0	0	0	0
1:00	0	2	0	0	0	0	0	0	0	0	0	0	0	2
1:15	0	0	0	0	0	0	0	0	0	0	0	0	0	0
1:30	0	0	0	0	0	0	0	0	0	0	0	0	0	0
1:45	0	0	1	0	0	0	0	0	0	0	0	0	0	1
2:00	0	0	0	0	0	0	0	0	0	0	0	0	0	0
2:15	0	0	0	0	0	0	0	0	0	0	0	0	0	0
2:30	0	0	0	0	0	0	0	0	0	0	0	0	0	0
2:45	0	0	0	0	0	0	0	0	0	0	0	0	0	0
3:00	0	0	0	0	0	0	0	0	0	0	0	0	0	0
3:15	0	0	0	0	0	0	0	0	0	0	0	0	0	0
3:30	0	0	0	0	0	0	0	0	0	0	0	0	0	0
3:45	0	0	1	0	0	0	0	0	0	0	0	0	0	1
4:00	0	0	0	0	0	0	0	0	0	0	0	0	0	0
4:15	0	0	0	0	0	0	0	0	0	0	0	0	0	0
4:30	0	0	0	0	0	0	0	0	0	0	0	0	0	0
4:45	0	0	0	0	0	0	0	0	0	0	0	0	0	0
5:00	0	1	0	0	0	0	0	0	0	0	0	0	0	1
5:15	0	0	1	0	0	0	0	0	0	0	0	0	0	1
5:30	0	0	0	0	0	0	0	0	0	0	0	0	0	0
5:45	0	1	0	0	0	0	0	0	0	0	0	0	0	1
6:00	1	1	0	0	0	0	0	0	0	0	0	0	0	2
6:15	0	0	0	0	0	0	0	0	0	0	0	0	0	0
6:30	0	0	1	0	1	0	0	0	0	0	0	0	0	2
6:45	0	0	2	0	0	0	0	0	0	0	0	0	0	2
7:00	1	1	0	0	0	0	0	0	0	0	0	0	0	2
7:15	2	1	1	0	0	0	0	0	0	0	0	0	0	4
7:30	0	1	0	0	0	0	0	0	0	0	0	0	0	1
7:45	0	0	0	2	1	0	0	0	0	0	0	0	0	3
8:00	1	1	4	2	0	0	0	0	0	0	0	0	0	8
8:15	0	2	0	1	0	0	0	0	0	0	0	0	0	3
8:30	1	1	3	0	0	0	0	0	0	0	0	0	0	5
8:45	1	2	1	1	0	0	0	0	0	0	0	0	0	5
9:00	1	1	1	1	0	0	0	0	0	0	0	0	0	4
9:15	2	0	0	2	0	0	0	0	0	0	0	0	0	4
9:30	1	1	0	0	1	0	0	0	0	0	0	0	0	3
9:45	1	0	1	0	0	0	0	0	0	0	0	0	0	2
10:00	0	0	2	0	1	0	0	0	0	0	0	0	0	3
10:15	0	0	3	1	0	0	0	0	0	0	0	0	0	4
10:30	1	1	0	0	0	0	0	0	0	0	0	0	0	2
10:45	1	1	2	0	0	0	0	0	0	0	0	0	0	4
11:00	0	0	2	0	0	0	0	0	0	0	0	0	0	2
11:15	0	2	2	2	0	0	0	0	0	0	0	0	0	6
11:30	3	0	3	1	0	0	0	0	0	0	0	0	0	7
11:45	1	2	2	1	0	0	0	0	0	0	0	0	0	6
12:00 PM	1	5	1	1	0	0	0	0	0	0	0	0	0	8
12:15	0	1	2	0	0	0	0	0	0	0	0	0	0	3
12:30	2	2	1	0	0	0	0	0	0	0	0	0	0	5
12:45	4	1	0	0	0	0	0	0	0	0	0	0	0	5
13:00	1	0	1	1	0	0	0	0	0	0	0	0	0	3
13:15	0	3	4	0	0	0	0	0	0	0	0	0	0	7
13:30	5	0	0	0	1	0	0	0	0	0	0	0	0	6
13:45	0	1	1	0	0	0	0	0	0	0	0	0	0	2
14:00	1	1	2	0	0	0	0	0	0	0	0	0	0	4
14:15	3	1	2	1	0	0	0	0	0	0	0	0	0	7
14:30	1	1	2	1	2	0	0	0	0	0	0	0	0	7
14:45	2	2	2	1	0	0	0	0	0	0	0	0	0	7
15:00	1	5	1	0	0	0	0	0	0	0	0	0	0	7
15:15	1	1	3	2	0	0	0	0	0	0	0	0	0	7
15:30	1	1	2	0	1	0	0	0	0	0	0	0	0	5
15:45	2	4	3	0	0	0	0	0	0	0	0	0	0	9
16:00	1	3	0	0	0	0	0	0	0	0	0	0	0	4
16:15	3	2	1	0	0	0	0	0	0	0	0	0	0	6
16:30	0	1	0	1	0	0	0	0	0	0	0	0	0	2
16:45	0	2	1	1	0	0	0	0	0	0	0	0	0	4
17:00	0	1	1	1	0	0	0	0	0	0	0	0	0	3
17:15	0	5	2	1	2	0	0	0	0	0	0	0	0	10
17:30	0	1	2	1	0	0	0	0	0	0	0	0	0	4
17:45	1	2	4	1	1	0	0	0	0	0	0	0	0	9
18:00	1	0	6	1	0	0	0	0	0	0	0	0	0	8
18:15	0	2	4	0	0	0	0	0	0	0	0	0	0	6
18:30	0	3	3	1	0	0	0	0	0	0	0	0	0	7
18:45	0	0	1	2	0	0	0	0	0	0	0	0	0	3
19:00	2	2	2	0	0	0	0	0	0	0	0	0	0	6
19:15	0	1	0	0	1	0	0	0	0	0	0	0	0	2
19:30	0	0	1	2	2	0	0	0	0	0	0	0	0	5
19:45	0	1	1	2	0	0	0	0	0	0	0	0	0	4
20:00	0	2	6	1	0	0	0	0	0	0	0	0	0	9
20:15	1	1	0	0	0	0	0	0	0	0	0	0	0	2
20:30	0	0	1	1	0	0	0	0	0	0	0	0	0	2
20:45	0	0	1	1	0	0	0	0	0	0	0	0	0	2
21:00	0	0	0	0	0	0	0	0	0	0	0	0	0	0
21:15	0	0	1	1	0	0	0	0	0	0	0	0	0	2
21:30	0	0	0	0	0	0	0	0	0	0	0	0	0	0
21:45	1	0	0	1	0	0	0	0	0	0	0	0	0	2
22:00	0	1	0	1	0	0	0	0	0	0	0	0	0	2
22:15	0	0	0	0	0	0	0	0	0	0	0	0	0	0
22:30	0	1	0	0	0	0	0	0	0	0	0	0	0	1
22:45	1	0	0	0	0	0	0	0	0	0	0	0	0	1
23:00	0	0	0	0	0	0	0	0	0	0	0	0	0	0
23:15	0	0	0	0	0	0	0	0	0	0	0	0	0	0
23:30	0	0	0	0	0	0	0	0	0	0	0	0	0	0
23:45	0	0	0	0	0	0	0	0	0	0	0	0	0	0
Totals	**54**	**82**	**98**	**41**	**14**									**289**
% of Totals	19%	28%	34%	14%	5%									100%

AM Volumes	18	22	33	14	4	0	0	0	0	0	0	0	0	93
% AM	6%	8%	11%	5%	1%									31%
AM Peak Hour	8:30	11:45	10:45	7:30	9:15									11:15
Volume	5	10	9	5	2									27
PM Volumes	36	60	65	27	10	0	0	0	0	0	0	0	0	198
% PM	12%	21%	22%	9%	3%									69%
PM Peak Hour	12:45	15:00	17:45	19:15	17:00									17:15
Volume	10	11	17	5	3									31

Directional Peak Periods	**AM 7-9**			**NOON 12-2**			**PM 4-6**			**Off Peak Volumes**		
All Classes	Volume	⟷	%	Volume	⟷	%	Volume	⟷	%	Volume	⟷	%
	31		11%	39		13%	42		15%	177		61%

Street Name	Direction	Percentiles					
		15th	50th	Average	85th	95th	ADT
S Orchard Dr	North Bound	15	22	21	28	32	221
S Orchard Dr	South Bound	13	20	20	26	30	289

Prepared by National Data & Surveying Services

SPEED

S Orchard Dr Bet. W Olive Ave & W Oak St

Day: Wednesday
Date: 2/2/2022

City: Burbank
Project #: CA22_020022_014

Summary

Time	< 15	15 - 19	20 - 24	25 - 29	30 - 34	35 - 39	40 - 44	45 - 49	50 - 54	55 - 59	60 - 64	65 - 69	70 +	Total
0:00 AM	0	0	0	0	0	0	0	0	0	0	0	0	0	0
0:15	0	0	0	0	0	0	0	0	0	0	0	0	0	0
0:30	1	0	0	0	0	0	0	0	0	0	0	0	0	1
0:45	0	0	0	0	0	0	0	0	0	0	0	0	0	0
1:00	0	2	0	0	0	0	0	0	0	0	0	0	0	2
1:15	0	0	0	0	0	0	0	0	0	0	0	0	0	0
1:30	0	0	0	0	0	0	0	0	0	0	0	0	0	0
1:45	0	0	1	0	0	0	0	0	0	0	0	0	0	1
2:00	0	0	0	0	0	1	0	0	0	0	0	0	0	1
2:15	0	0	0	0	0	0	0	0	0	0	0	0	0	0
2:30	0	0	0	0	0	0	0	0	0	0	0	0	0	0
2:45	0	0	0	0	0	0	0	0	0	0	0	0	0	0
3:00	0	0	0	0	0	0	0	0	0	0	0	0	0	0
3:15	0	0	0	1	0	0	0	0	0	0	0	0	0	1
3:30	0	0	0	0	0	0	0	0	0	0	0	0	0	0
3:45	0	0	1	1	0	0	0	0	0	0	0	0	0	2
4:00	0	0	0	0	0	0	0	0	0	0	0	0	0	0
4:15	0	0	0	0	0	0	0	0	0	0	0	0	0	0
4:30	0	0	0	0	0	0	0	0	0	0	0	0	0	0
4:45	0	0	0	0	0	0	0	0	0	0	0	0	0	0
5:00	0	1	0	1	1	0	0	0	0	0	0	0	0	3
5:15	0	0	2	0	0	0	0	0	0	0	0	0	0	2
5:30	0	0	1	0	0	0	0	0	0	0	0	0	0	1
5:45	0	1	0	0	0	0	0	0	0	0	0	0	0	1
6:00	1	1	0	0	0	0	0	0	0	0	0	0	0	2
6:15	0	0	0	1	0	0	0	0	0	0	0	0	0	1
6:30	0	0	3	1	1	1	0	0	0	0	0	0	0	6
6:45	0	0	2	0	0	0	0	0	0	0	0	0	0	2
7:00	1	1	0	0	0	0	0	0	0	0	0	0	0	2
7:15	3	1	1	3	1	0	0	0	0	0	0	0	0	9
7:30	0	1	2	1	0	0	0	0	0	0	0	0	0	4
7:45	0	1	1	3	1	0	0	0	0	0	0	0	0	6
8:00	1	4	4	2	0	0	0	0	0	0	0	0	0	11
8:15	0	3	2	1	0	0	0	0	0	0	0	0	0	6
8:30	2	1	5	0	1	0	0	0	0	0	0	0	0	9
8:45	1	4	1	1	0	0	0	0	0	0	0	0	0	7
9:00	1	1	3	1	2	0	0	0	0	0	0	0	0	8
9:15	3	1	2	3	0	0	0	0	0	0	0	0	0	9
9:30	2	1	1	1	1	0	0	0	0	0	0	0	0	6
9:45	3	3	2	0	0	0	0	0	0	0	0	0	0	8
10:00	0	0	3	2	1	0	0	0	0	0	0	0	0	6
10:15	1	1	3	2	1	0	0	0	0	0	0	0	0	8
10:30	2	2	4	1	0	0	0	0	0	0	0	0	0	9
10:45	2	1	2	1	0	0	0	0	0	0	0	0	0	6
11:00	1	1	4	1	0	0	0	0	0	0	0	0	0	7
11:15	1	2	3	2	0	0	0	0	0	0	0	0	0	8
11:30	3	0	7	1	0	0	0	0	0	0	0	0	0	11
11:45	1	2	3	2	0	0	0	0	0	0	0	0	0	8
12:00 PM	1	5	1	2	0	0	0	0	0	0	0	0	0	9
12:15	2	2	8	0	0	0	0	0	0	0	0	0	0	12
12:30	3	3	1	0	0	0	0	0	0	0	0	0	0	7
12:45	6	3	2	1	0	0	0	0	0	0	0	0	0	12
13:00	2	1	1	1	0	0	0	0	0	0	0	0	0	5
13:15	1	4	4	1	0	0	0	0	0	0	0	0	0	10
13:30	5	1	1	0	1	1	0	0	0	0	0	0	0	9
13:45	1	1	1	0	0	0	0	0	0	0	0	0	0	3
14:00	3	4	3	0	0	0	0	0	0	0	0	0	0	10
14:15	3	2	4	2	0	0	0	0	0	0	0	0	0	11
14:30	1	5	4	3	2	0	0	0	0	0	0	0	0	15
14:45	2	3	5	1	0	0	0	0	0	0	0	0	0	11
15:00	2	9	4	1	0	0	0	0	0	0	0	0	0	16
15:15	2	1	4	6	0	0	0	0	0	0	0	0	0	13
15:30	1	2	2	1	1	0	0	0	0	0	0	0	0	7
15:45	4	4	4	1	0	0	0	0	0	0	0	0	0	13
16:00	1	5	1	1	0	0	0	0	0	0	0	0	0	8
16:15	4	3	2	0	1	0	0	0	0	0	0	0	0	10
16:30	1	4	0	3	1	0	0	0	0	0	0	0	0	9
16:45	0	4	2	2	0	0	0	0	0	0	0	0	0	8
17:00	1	2	2	1	1	0	0	0	0	0	0	0	0	7
17:15	0	9	3	1	2	0	0	0	0	0	0	0	0	15
17:30	1	2	2	1	0	0	0	0	0	0	0	0	0	6
17:45	2	2	4	2	1	0	0	0	0	0	0	0	0	11
18:00	1	0	8	2	0	0	0	0	0	0	0	0	0	11
18:15	0	3	4	1	0	0	0	0	0	0	0	0	0	8
18:30	1	3	5	1	0	0	0	0	0	0	0	0	0	10
18:45	0	0	2	3	0	0	0	0	0	0	0	0	0	5
19:00	2	2	5	2	1	0	0	0	0	0	0	0	0	12
19:15	0	2	1	0	1	0	0	0	0	0	0	0	0	4
19:30	0	1	1	2	2	0	0	0	0	0	0	0	0	6
19:45	0	1	1	2	0	0	0	0	0	0	0	0	0	4
20:00	0	2	7	3	1	0	0	0	0	0	0	0	0	13
20:15	1	1	0	1	0	0	0	0	0	0	0	0	0	3
20:30	0	0	2	1	0	0	0	0	0	0	0	0	0	3
20:45	0	0	1	1	1	0	0	0	0	0	0	0	0	3
21:00	0	1	0	0	0	0	0	0	0	0	0	0	0	1
21:15	0	0	1	1	0	0	0	0	0	0	0	0	0	2
21:30	1	1	0	0	0	0	0	0	0	0	0	0	0	2
21:45	1	0	0	1	0	0	0	0	0	0	0	0	0	2
22:00	0	1	1	1	0	0	0	0	0	0	0	0	0	3
22:15	0	0	0	1	0	0	0	0	0	0	0	0	0	1
22:30	0	1	0	0	0	0	0	0	0	0	0	0	0	1
22:45	1	1	0	0	0	0	0	0	0	0	0	0	0	2
23:00	0	0	0	0	1	0	0	0	0	0	0	0	0	1
23:15	0	0	0	0	0	1	0	0	0	0	0	0	0	1
23:30	0	0	0	0	0	0	0	0	0	0	0	0	0	0
23:45	1	0	0	0	0	0	0	0	0	0	0	0	0	1
Totals	**83**	**137**	**167**	**87**	**27**	**4**								**510**
% of Totals	17%	27%	33%	17%	5%	1%								100%

AM Volumes	30	36	63	33	10	2	0	0	0	0	0	0	0	174
% AM	6%	7%	12%	6%	2%	0%								34%
AM Peak Hour	9:00	8:00	11:30	7:15	8:15	1:15								11:30
Volume	9	12	19	9	3	1								40
PM Volumes	53	101	104	54	17	2	0	0	0	0	0	0	0	331
% PM	11%	20%	20%	11%	3%	0%								66%
PM Peak Hour	12:45	14:15	17:45	14:30	16:30	12:45								14:30
Volume	14	19	21	11	4	1								55

Directional Peak Periods	AM 7-9			NOON 12-2			PM 4-6			Off Peak Volumes		
All Classes	Volume	⟷	%	Volume	⟷	%	Volume	⟷	%	Volume	⟷	%
	54	⟷	11%	67	⟷	13%	74	⟷	15%	315	⟷	62%

Street Name	Direction	Percentiles					
		15th	50th	Average	85th	95th	ADT
S Orchard Dr	Summary	14	21	21	27	31	510

Prepared by National Data & Surveying Services

SPEED

S Orchard Dr Bet. W Olive Ave & W Oak St

Day: Wednesday
Date: 2/2/2022

City: Burbank
Project #: CA22_020022_014n

North Bound

Time	< 15	15 - 19	20 - 24	25 - 29	30 - 34	35 - 39	40 - 44	45 - 49	50 - 54	55 - 59	60 - 64	65 - 69	70 +	Total
0:00 AM	1	0	0	0	0	0	0	0	0	0	0	0	0	1
1:00	0	0	0	0	0	0	0	0	0	0	0	0	0	0
2:00	0	0	0	0	0	1	0	0	0	0	0	0	0	1
3:00	0	0	0	2	0	0	0	0	0	0	0	0	0	2
4:00	0	0	0	0	0	0	0	0	0	0	0	0	0	0
5:00	0	0	2	1	1	0	0	0	0	0	0	0	0	4
6:00	0	0	2	2	0	1	0	0	0	0	0	0	0	5
7:00	1	1	3	5	1	0	0	0	0	0	0	0	0	11
8:00	1	6	4	0	1	0	0	0	0	0	0	0	0	12
9:00	4	4	6	2	2	0	0	0	0	0	0	0	0	18
10:00	3	2	5	5	1	0	0	0	0	0	0	0	0	16
11:00	2	1	8	2	0	0	0	0	0	0	0	0	0	13
12:00 PM	5	4	8	2	0	0	0	0	0	0	0	0	0	19
13:00	3	3	1	1	0	1	0	0	0	0	0	0	0	9
14:00	2	9	8	3	0	0	0	0	0	0	0	0	0	22
15:00	4	5	5	7	0	0	0	0	0	0	0	0	0	21
16:00	2	8	3	4	2	0	0	0	0	0	0	0	0	19
17:00	3	6	2	1	1	0	0	0	0	0	0	0	0	13
18:00	1	1	5	3	0	0	0	0	0	0	0	0	0	10
19:00	0	2	4	2	1	0	0	0	0	0	0	0	0	9
20:00	0	0	2	3	2	0	0	0	0	0	0	0	0	7
21:00	1	2	0	0	0	0	0	0	0	0	0	0	0	3
22:00	0	1	1	1	0	0	0	0	0	0	0	0	0	3
23:00	1	0	0	0	1	1	0	0	0	0	0	0	0	3
Totals	34	55	69	46	13	4								221
% of Totals	15%	25%	31%	21%	6%	2%								100%

AM Volumes	12	14	30	19	6	2	0	0	0	0	0	0	0	83
% AM	5%	6%	14%	9%	3%	1%								38%
AM Peak Hour	9:00	8:00	11:00	7:00	9:00	2:00								9:00
Volume	4	6	8	5	2	1								18
PM Volumes	22	41	39	27	7	2	0	0	0	0	0	0	0	138
% PM	10%	19%	18%	12%	3%	1%								62%
PM Peak Hour	12:00	14:00	12:00	15:00	16:00	13:00								14:00
Volume	5	9	8	7	2	1								22

Directional Peak Periods	AM 7-9			NOON 12-2			PM 4-6			Off Peak Volumes		
All Speeds	Volume		%	Volume		%	Volume		%	Volume		%
	23	↔	10%	28	↔	13%	32	↔	14%	138	↔	62%

Street Name	Direction	Percentiles					
		15th	50th	Average	85th	95th	ADT
S Orchard Dr	North Bound	15	22	21	28	32	221
S Orchard Dr	South Bound	13	20	20	26	30	289

Prepared by National Data & Surveying Services

SPEED

S Orchard Dr Bet. W Olive Ave & W Oak St

Day: Wednesday
Date: 2/2/2022

City: Burbank
Project #: CA22_020022_014s

South Bound

Time	< 15	15 - 19	20 - 24	25 - 29	30 - 34	35 - 39	40 - 44	45 - 49	50 - 54	55 - 59	60 - 64	65 - 69	70 +	Total
0:00 AM	0	0	0	0	0	0	0	0	0	0	0	0	0	0
1:00	0	2	1	0	0	0	0	0	0	0	0	0	0	3
2:00	0	0	0	0	0	0	0	0	0	0	0	0	0	0
3:00	0	0	1	0	0	0	0	0	0	0	0	0	0	1
4:00	0	0	0	0	0	0	0	0	0	0	0	0	0	0
5:00	0	2	1	0	0	0	0	0	0	0	0	0	0	3
6:00	1	1	3	0	1	0	0	0	0	0	0	0	0	6
7:00	3	3	1	2	1	0	0	0	0	0	0	0	0	10
8:00	3	6	8	4	0	0	0	0	0	0	0	0	0	21
9:00	5	2	2	3	1	0	0	0	0	0	0	0	0	13
10:00	2	2	7	1	1	0	0	0	0	0	0	0	0	13
11:00	4	4	9	4	0	0	0	0	0	0	0	0	0	21
12:00 PM	7	9	4	1	0	0	0	0	0	0	0	0	0	21
13:00	6	4	6	1	1	0	0	0	0	0	0	0	0	18
14:00	7	5	8	3	2	0	0	0	0	0	0	0	0	25
15:00	5	11	9	2	1	0	0	0	0	0	0	0	0	28
16:00	4	8	2	2	0	0	0	0	0	0	0	0	0	16
17:00	1	9	9	4	3	0	0	0	0	0	0	0	0	26
18:00	1	5	14	4	0	0	0	0	0	0	0	0	0	24
19:00	2	4	4	4	3	0	0	0	0	0	0	0	0	17
20:00	1	3	8	3	0	0	0	0	0	0	0	0	0	15
21:00	1	0	1	2	0	0	0	0	0	0	0	0	0	4
22:00	1	2	0	1	0	0	0	0	0	0	0	0	0	4
23:00	0	0	0	0	0	0	0	0	0	0	0	0	0	0
Totals	54	82	98	41	14									289
% of Totals	19%	28%	34%	14%	5%									100%

AM Volumes	18	22	33	14	4	0	0	0	0	0	0	0	0	91
% AM	6%	8%	11%	5%	1%									31%
AM Peak Hour	9:00	8:00	11:00	8:00	6:00									8:00
Volume	5	6	9	4	1									21
PM Volumes	36	60	65	27	10	0	0	0	0	0	0	0	0	198
% PM	12%	21%	22%	9%	3%									69%
PM Peak Hour	12:00	15:00	18:00	17:00	17:00									15:00
Volume	7	11	14	4	3									28

Directional Peak Periods	AM 7-9			NOON 12-2			PM 4-6			Off Peak Volumes		
All Speeds	Volume		%	Volume		%	Volume		%	Volume		%
	31	↔	11%	39	↔	13%	42	↔	15%	177	↔	61%

Street Name	Direction	Percentiles					
		15th	50th	Average	85th	95th	ADT
S Orchard Dr	North Bound	15	22	21	28	32	221
S Orchard Dr	South Bound	13	20	20	26	30	289

Prepared by National Data & Surveying Services

SPEED

S Orchard Dr Bet. W Olive Ave & W Oak St

Day: Wednesday
Date: 2/2/2022

City: Burbank
Project #: CA22_020022_014

Summary

Time	< 15	15 - 19	20 - 24	25 - 29	30 - 34	35 - 39	40 - 44	45 - 49	50 - 54	55 - 59	60 - 64	65 - 69	70 +	Total
0:00 AM	1	0	0	0	0	0	0	0	0	0	0	0	0	1
1:00	0	2	1	0	0	0	0	0	0	0	0	0	0	3
2:00	0	0	0	0	0	1	0	0	0	0	0	0	0	1
3:00	0	0	1	2	0	0	0	0	0	0	0	0	0	3
4:00	0	0	0	0	0	0	0	0	0	0	0	0	0	0
5:00	0	2	3	1	1	0	0	0	0	0	0	0	0	7
6:00	1	1	5	2	1	1	0	0	0	0	0	0	0	11
7:00	4	4	4	7	2	0	0	0	0	0	0	0	0	21
8:00	4	12	12	4	1	0	0	0	0	0	0	0	0	33
9:00	9	6	8	5	3	0	0	0	0	0	0	0	0	31
10:00	5	4	12	6	2	0	0	0	0	0	0	0	0	29
11:00	6	5	17	6	0	0	0	0	0	0	0	0	0	34
12:00 PM	12	13	12	3	0	0	0	0	0	0	0	0	0	40
13:00	9	7	7	2	1	1	0	0	0	0	0	0	0	27
14:00	9	14	16	6	2	0	0	0	0	0	0	0	0	47
15:00	9	16	14	9	1	0	0	0	0	0	0	0	0	49
16:00	6	16	5	6	2	0	0	0	0	0	0	0	0	35
17:00	4	15	11	5	4	0	0	0	0	0	0	0	0	39
18:00	2	6	19	7	0	0	0	0	0	0	0	0	0	34
19:00	2	6	8	6	4	0	0	0	0	0	0	0	0	26
20:00	1	3	10	6	2	0	0	0	0	0	0	0	0	22
21:00	2	2	1	2	0	0	0	0	0	0	0	0	0	7
22:00	1	3	1	2	0	0	0	0	0	0	0	0	0	7
23:00	1	0	0	0	1	1	0	0	0	0	0	0	0	3
Totals	88	137	167	87	27	4								510
% of Totals	17%	27%	33%	17%	5%	1%								100%

AM Volumes	30	36	63	33	10	2	0	0	0	0	0	0	0	174
% AM	6%	7%	12%	6%	2%	0%								34%
AM Peak Hour	9:00	8:00	11:00	7:00	9:00	2:00								11:00
Volume	9	12	17	7	3	1								34
PM Volumes	58	101	104	54	17	2	0	0	0	0	0	0	0	336
% PM	11%	20%	20%	11%	3%	0%								66%
PM Peak Hour	12:00	15:00	18:00	15:00	17:00	13:00								15:00
Volume	12	16	19	9	4	1								49

Directional Peak Periods	AM 7-9			NOON 12-2			PM 4-6			Off Peak Volumes		
All Speeds	Volume		%	Volume		%	Volume		%	Volume		%
	54	↔	11%	67	↔	13%	74	↔	15%	315	↔	62%

Street Name	Direction	Percentiles					
		15th	50th	Average	85th	95th	ADT
S Orchard Dr	Summary	14	21	21	27	31	510

Prepared by NDS/ATD

Prepared by National Data & Surveying Services

VOLUME

S Orchard Dr Bet. W Olive Ave & W Oak St

Day: Wednesday
Date: 2/2/2022

City: Burbank
Project #: CA22_020022_014

DAILY TOTALS	NB	SB	EB	WB	Total
	221	289	0	0	510

AM Period	NB		SB		EB	WB	TOTAL		PM Period	NB		SB		EB	WB	TOTAL	
0:00	0		0		0	0			12:00	1		8		0	0	9	
0:15	0		0		0	0			12:15	9		3		0	0	12	
0:30	1		0		0	0	1		12:30	2		5		0	0	7	
0:45	0	1	0		0	0		1	12:45	7	19	5	21	0	0	12	40
1:00	0		2		0	0	2		13:00	2		3		0	0	5	
1:15	0		0		0	0			13:15	3		7		0	0	10	
1:30	0		0		0	0			13:30	3		6		0	0	9	
1:45	0		1	3	0	0	1	3	13:45	1	9	2	18	0	0	3	27
2:00	1		0		0	0	1		14:00	6		4		0	0	10	
2:15	0		0		0	0			14:15	4		7		0	0	11	
2:30	0		0		0	0			14:30	8		7		0	0	15	
2:45	0	1	0		0	0		1	14:45	4	22	7	25	0	0	11	47
3:00	0		0		0	0			15:00	9		7		0	0	16	
3:15	1		0		0	0	1		15:15	6		7		0	0	13	
3:30	0		0		0	0			15:30	2		5		0	0	7	
3:45	1	2	1	1	0	0	2	3	15:45	4	21	9	28	0	0	13	49
4:00	0		0		0	0			16:00	4		4		0	0	8	
4:15	0		0		0	0			16:15	4		6		0	0	10	
4:30	0		0		0	0			16:30	7		2		0	0	9	
4:45	0		0		0	0			16:45	4	19	4	16	0	0	8	35
5:00	2		1		0	0	3		17:00	4		3		0	0	7	
5:15	1		1		0	0	2		17:15	5		10		0	0	15	
5:30	1		0		0	0	1		17:30	2		4		0	0	6	
5:45	0	4	1	3	0	0	1	7	17:45	2	13	9	26	0	0	11	39
6:00	0		2		0	0	2		18:00	3		8		0	0	11	
6:15	1		0		0	0	1		18:15	2		6		0	0	8	
6:30	4		2		0	0	6		18:30	3		7		0	0	10	
6:45	0	5	2	6	0	0	2	11	18:45	2	10	3	24	0	0	5	34
7:00	0		2		0	0	2		19:00	6		6		0	0	12	
7:15	5		4		0	0	9		19:15	2		2		0	0	4	
7:30	3		1		0	0	4		19:30	1		5		0	0	6	
7:45	3	11	3	10	0	0	6	21	19:45	0	9	4	17	0	0	4	26
8:00	3		8		0	0	11		20:00	4		9		0	0	13	
8:15	3		3		0	0	6		20:15	1		2		0	0	3	
8:30	4		5		0	0	9		20:30	1		2		0	0	3	
8:45	2	12	5	21	0	0	7	33	20:45	1	7	2	15	0	0	3	22
9:00	4		4		0	0	8		21:00	1		0		0	0	1	
9:15	5		4		0	0	9		21:15	0		2		0	0	2	
9:30	3		3		0	0	6		21:30	2		0		0	0	2	
9:45	6	18	2	13	0	0	8	31	21:45	0	3	2	4	0	0	2	7
10:00	3		3		0	0	6		22:00	1		2		0	0	3	
10:15	4		4		0	0	8		22:15	1		0		0	0	1	
10:30	7		2		0	0	9		22:30	0		1		0	0	1	
10:45	2	16	4	13	0	0	6	29	22:45	1	3	1	4	0	0	2	7
11:00	5		2		0	0	7		23:00	1		0		0	0	1	
11:15	2		6		0	0	8		23:15	1		0		0	0	1	
11:30	4		7		0	0	11		23:30	0		0		0	0		
11:45	2	13	6	21	0	0	8	34	23:45	1	3	0		0	0	1	3
TOTALS		83		91				174	TOTALS		138		198				336
SPLIT %		47.7%		52.3%				34.1%	SPLIT %		41.1%		58.9%				65.9%

DAILY TOTALS	NB	SB	EB	WB	Total
	221	289	0	0	510

AM Peak Hour	9:45	11:15			11:30	PM Peak Hour	14:30	17:15			14:30
AM Pk Volume	20	27			40	PM Pk Volume	27	31			55
Pk Hr Factor	0.714	0.844			0.833	Pk Hr Factor	0.750	0.775			0.859
7 - 9 Volume	23	31	0	0	54	4 - 6 Volume	32	42	0	0	74
7 - 9 Peak Hour	7:15	8:00			8:00	4 - 6 Peak Hour	16:30	17:00			16:30
7 - 9 Pk Volume	14	21	0	0	33	4 - 6 Pk Volume	20	26	0	0	39
Pk Hr Factor	0.700	0.656	0.000	0.000	0.750	Pk Hr Factor	0.714	0.650	0.000	0.000	0.650

Prepared by NDS/ATD

Project #: CA22_020022_014 **City:** Burbank

Location: S Orchard Dr Bet. W Olive Ave & W Oak St **Date:** 2/2/2022

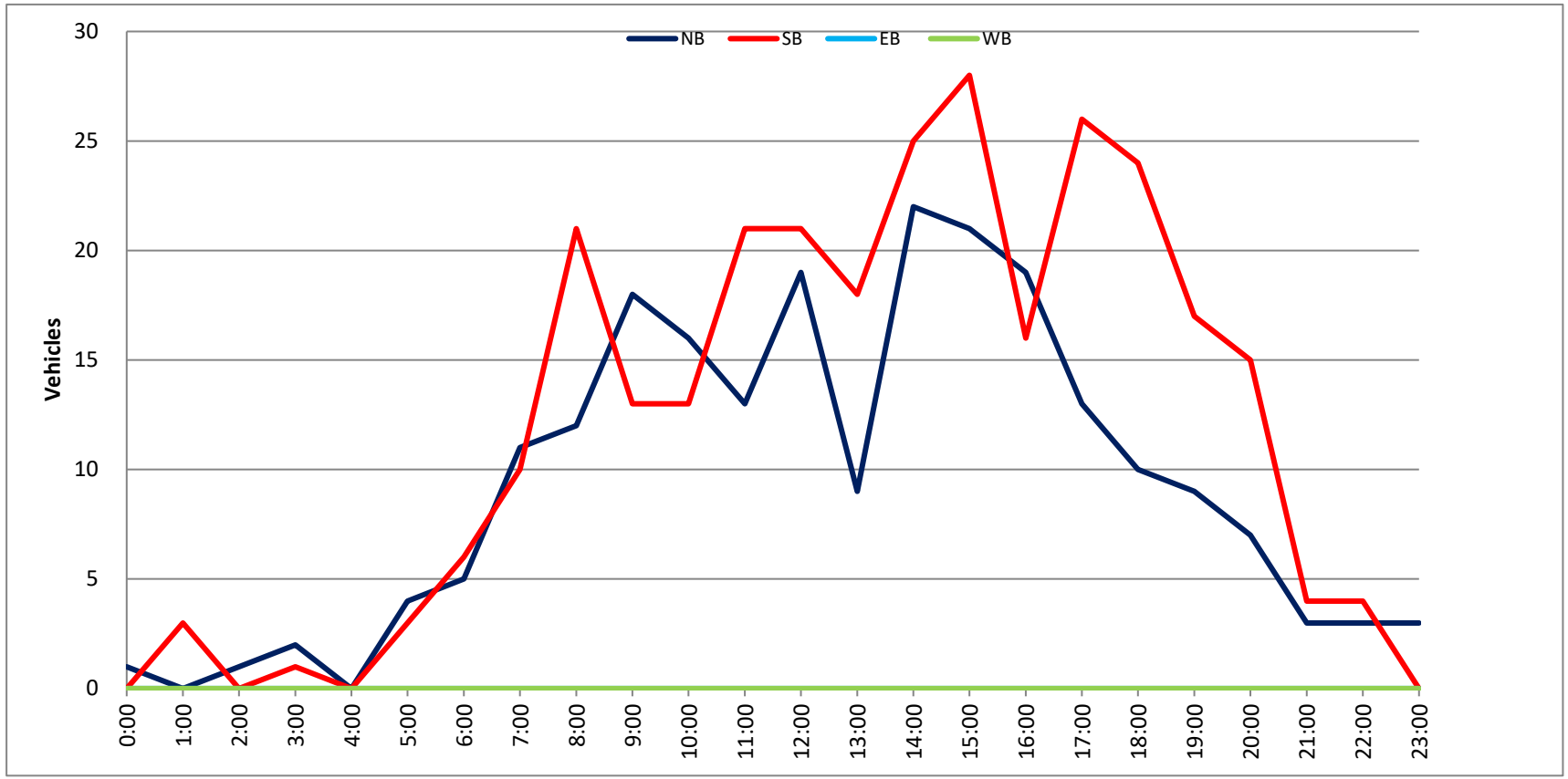

Prepared by National Data & Surveying Services

SPEED

S Orchard Dr Bet. W Olive Ave & W Oak St

Day: Thursday
Date: 2/3/2022

City: Burbank
Project #: CA22_020022_014n

North Bound

Time	< 15	15 - 19	20 - 24	25 - 29	30 - 34	35 - 39	40 - 44	45 - 49	50 - 54	55 - 59	60 - 64	65 - 69	70 +	Total
0:00 AM	0	0	0	0	0	0	0	0	0	0	0	0	0	0
0:15	0	0	0	0	0	0	0	0	0	0	0	0	0	0
0:30	0	0	0	1	0	0	0	0	0	0	0	0	0	1
0:45	0	0	0	0	0	0	0	0	0	0	0	0	0	0
1:00	0	0	0	0	0	0	0	0	0	0	0	0	0	0
1:15	0	0	0	0	0	0	0	0	0	0	0	0	0	0
1:30	0	0	0	0	0	0	0	0	0	0	0	0	0	0
1:45	0	1	0	1	0	0	0	0	0	0	0	0	0	2
2:00	0	0	0	0	0	0	0	0	0	0	0	0	0	0
2:15	0	0	1	0	0	0	0	0	0	0	0	0	0	1
2:30	0	0	0	0	0	0	0	0	0	0	0	0	0	0
2:45	1	0	0	0	0	0	0	0	0	0	0	0	0	1
3:00	0	0	0	0	0	0	0	0	0	0	0	0	0	0
3:15	0	0	0	0	0	0	0	0	0	0	0	0	0	0
3:30	0	0	0	0	0	0	0	0	0	0	0	0	0	0
3:45	0	0	0	0	0	0	0	0	0	0	0	0	0	0
4:00	0	0	0	0	0	0	0	0	0	0	0	0	0	0
4:15	0	0	0	0	0	0	0	0	0	0	0	0	0	0
4:30	0	0	0	0	0	0	0	0	0	0	0	0	0	0
4:45	0	0	0	0	0	0	0	0	0	0	0	0	0	0
5:00	1	0	1	0	0	0	0	0	0	0	0	0	0	2
5:15	0	0	1	0	0	0	0	0	0	0	0	0	0	1
5:30	0	0	0	0	0	0	0	0	0	0	0	0	0	0
5:45	0	0	0	1	0	0	0	0	0	0	0	0	0	1
6:00	0	0	0	0	0	0	0	0	0	0	0	0	0	0
6:15	0	0	0	1	0	1	0	0	0	0	0	0	0	2
6:30	0	0	1	0	0	0	0	0	0	0	0	0	0	1
6:45	0	1	1	0	0	0	0	0	0	0	0	0	0	2
7:00	2	0	0	1	0	0	0	0	0	0	0	0	0	3
7:15	0	0	0	0	0	0	0	0	0	0	0	0	0	0
7:30	0	0	0	0	0	0	0	0	0	0	0	0	0	0
7:45	0	0	2	4	0	0	0	0	0	0	0	0	0	6
8:00	1	1	2	0	1	0	0	0	0	0	0	0	0	5
8:15	1	1	0	1	0	0	0	0	0	0	0	0	0	3
8:30	2	1	0	1	0	0	0	0	0	0	0	0	0	4
8:45	0	0	3	0	0	0	0	0	0	0	0	0	0	3
9:00	0	3	1	0	0	0	0	0	0	0	0	0	0	4
9:15	2	0	2	1	0	0	0	0	0	0	0	0	0	5
9:30	1	0	0	0	1	0	0	0	0	0	0	0	0	2
9:45	0	1	2	0	1	0	0	0	0	0	0	0	0	4
10:00	2	2	1	2	1	0	0	0	0	0	0	0	0	8
10:15	0	0	0	0	0	0	0	0	0	0	0	0	0	0
10:30	4	2	0	1	1	0	0	0	0	0	0	0	0	8
10:45	0	2	2	1	2	0	0	0	0	0	0	0	0	7
11:00	1	3	3	0	0	0	0	0	0	0	0	0	0	7
11:15	0	1	0	1	1	0	0	0	0	0	0	0	0	3
11:30	0	2	1	0	0	0	0	0	0	0	0	0	0	3
11:45	0	1	1	2	0	0	0	0	0	0	0	0	0	4
12:00 PM	1	4	0	0	0	0	0	0	0	0	0	0	0	5
12:15	0	0	1	1	0	0	0	0	0	0	0	0	0	2
12:30	1	0	0	1	0	0	0	0	0	0	0	0	0	2
12:45	1	0	0	0	0	0	0	0	0	0	0	0	0	1
13:00	2	0	1	0	0	0	0	0	0	0	0	0	0	3
13:15	0	0	0	0	0	0	0	0	0	0	0	0	0	0
13:30	0	1	0	1	0	0	0	0	0	0	0	0	0	2
13:45	3	1	1	0	0	0	0	0	0	0	0	0	0	5
14:00	1	1	1	0	0	0	0	0	0	0	0	0	0	3
14:15	1	3	3	1	0	0	0	0	0	0	0	0	0	8
14:30	0	1	1	2	0	0	0	0	0	0	0	0	0	4
14:45	1	3	4	0	0	0	0	0	0	0	0	0	0	8
15:00	1	0	1	1	0	0	0	0	0	0	0	0	0	3
15:15	1	2	2	0	0	0	0	0	0	0	0	0	0	5
15:30	2	0	0	0	0	0	0	0	0	0	0	0	0	2
15:45	1	1	2	0	0	0	0	0	0	0	0	0	0	4
16:00	0	0	0	1	0	0	0	0	0	0	0	0	0	1
16:15	0	2	1	1	0	0	0	0	0	0	0	0	0	4
16:30	2	2	1	0	0	0	0	0	0	0	0	0	0	5
16:45	1	1	2	0	1	0	0	0	0	0	0	0	0	5
17:00	2	1	1	0	0	0	0	0	0	0	0	0	0	4
17:15	1	1	1	0	0	0	0	0	0	0	0	0	0	3
17:30	1	2	1	0	0	0	0	0	0	0	0	0	0	4
17:45	0	1	0	1	1	0	0	0	0	0	0	0	0	3
18:00	0	0	1	1	0	0	0	0	0	0	0	0	0	2
18:15	2	0	2	0	0	0	0	0	0	0	0	0	0	4
18:30	0	0	1	2	0	0	0	0	0	0	0	0	0	3
18:45	1	1	1	2	0	0	0	0	0	0	0	0	0	5
19:00	0	0	1	0	0	0	0	0	0	0	0	0	0	1
19:15	0	0	2	1	0	0	0	0	0	0	0	0	0	3
19:30	0	0	0	0	0	0	0	0	0	0	0	0	0	0
19:45	0	0	0	0	0	0	0	0	0	0	0	0	0	0
20:00	1	0	1	2	0	0	0	0	0	0	0	0	0	4
20:15	0	0	0	0	0	0	0	0	0	0	0	0	0	0
20:30	0	0	0	1	1	0	0	0	0	0	0	0	0	2
20:45	1	0	0	1	0	0	0	0	0	0	0	0	0	2
21:00	0	0	0	0	0	0	0	0	0	0	0	0	0	0
21:15	0	0	0	0	0	0	0	0	0	0	0	0	0	0
21:30	0	0	0	0	0	0	0	0	0	0	0	0	0	0
21:45	1	0	0	0	0	0	0	0	0	0	0	0	0	1
22:00	1	0	0	0	0	0	0	0	0	0	0	0	0	1
22:15	0	1	0	0	0	0	0	0	0	0	0	0	0	1
22:30	0	0	0	0	0	0	0	0	0	0	0	0	0	0
22:45	0	0	0	0	1	0	0	0	0	0	0	0	0	1
23:00	0	0	0	0	0	0	0	0	0	0	0	0	0	0
23:15	0	0	0	0	0	0	0	0	0	0	0	0	0	0
23:30	0	1	0	0	0	0	0	0	0	0	0	0	0	1
23:45	0	0	0	0	0	0	0	0	0	0	0	0	0	0
Totals	**48**	**52**	**58**	**39**	**12**	**1**								**210**
% of Totals	23%	25%	28%	19%	6%	0%								100%

AM Volumes	18	22	25	19	8	1	0	0	0	0	0	0	0	93
% AM	9%	10%	12%	9%	4%	0%								44%
AM Peak Hour	9:45	10:30	8:30	7:45	10:00	5:30								10:30
Volume	6	8	6	6	4	1								25
PM Volumes	30	30	33	20	4	0	0	0	0	0	0	0	0	117
% PM	14%	14%	16%	10%	2%									56%
PM Peak Hour	16:30	14:00	14:00	18:00	16:00									14:00
Volume	6	8	9	5	1									23

Directional Peak Periods	**AM 7-9**			**NOON 12-2**			**PM 4-6**			**Off Peak Volumes**		
All Classes	Volume	⟷	%	Volume	⟷	%	Volume	⟷	%	Volume	⟷	%
	24		11%	20		10%	29		14%	137		65%

Street Name	Direction	Percentiles					
		15th	50th	Average	85th	95th	ADT
S Orchard Dr	North Bound	12	20	20	28	31	210
S Orchard Dr	South Bound	12	20	19	26	30	309

Prepared by National Data & Surveying Services

SPEED

S Orchard Dr Bet. W Olive Ave & W Oak St

Day: Thursday
Date: 2/3/2022

City: Burbank
Project #: CA22_020022_014s

South Bound

Time	< 15	15 - 19	20 - 24	25 - 29	30 - 34	35 - 39	40 - 44	45 - 49	50 - 54	55 - 59	60 - 64	65 - 69	70 +	Total
0:00 AM	0	0	0	0	0	0	0	0	0	0	0	0	0	0
0:15	0	0	0	0	0	0	0	0	0	0	0	0	0	0
0:30	0	0	0	1	0	0	0	0	0	0	0	0	0	1
0:45	0	0	0	0	0	0	0	0	0	0	0	0	0	0
1:00	0	0	0	1	0	0	0	0	0	0	0	0	0	1
1:15	0	0	0	0	0	0	0	0	0	0	0	0	0	0
1:30	0	0	0	0	1	0	0	0	0	0	0	0	0	1
1:45	0	0	0	0	0	0	0	0	0	0	0	0	0	0
2:00	0	0	0	0	0	0	0	0	0	0	0	0	0	0
2:15	0	0	0	0	0	0	0	0	0	0	0	0	0	0
2:30	0	0	0	0	0	0	0	0	0	0	0	0	0	0
2:45	0	0	0	0	0	0	0	0	0	0	0	0	0	0
3:00	0	0	1	0	0	0	0	0	0	0	0	0	0	1
3:15	0	0	0	0	0	0	0	0	0	0	0	0	0	0
3:30	0	0	0	0	0	0	0	0	0	0	0	0	0	0
3:45	0	0	0	0	0	0	0	0	0	0	0	0	0	0
4:00	2	0	0	0	0	0	0	0	0	0	0	0	0	2
4:15	0	0	0	0	0	0	0	0	0	0	0	0	0	0
4:30	0	0	0	0	0	0	0	0	0	0	0	0	0	0
4:45	0	0	0	0	0	0	0	0	0	0	0	0	0	0
5:00	0	1	1	0	0	0	0	0	0	0	0	0	0	2
5:15	0	0	0	0	0	0	0	0	0	0	0	0	0	0
5:30	0	1	1	0	0	0	0	0	0	0	0	0	0	2
5:45	1	0	0	0	0	0	0	0	0	0	0	0	0	1
6:00	0	0	1	0	1	0	0	0	0	0	0	0	0	2
6:15	0	0	0	0	0	0	0	0	0	0	0	0	0	0
6:30	0	1	0	0	0	0	0	0	0	0	0	0	0	1
6:45	0	1	2	0	0	0	0	0	0	0	0	0	0	3
7:00	1	1	1	0	0	0	0	0	0	0	0	0	0	3
7:15	3	1	1	0	0	0	0	0	0	0	0	0	0	5
7:30	0	2	0	0	0	0	0	0	0	0	0	0	0	2
7:45	1	1	2	2	0	0	0	0	0	0	0	0	0	6
8:00	1	2	1	0	0	0	0	0	0	0	0	0	0	4
8:15	2	2	1	1	0	0	0	0	0	0	0	0	0	6
8:30	1	3	1	0	0	0	0	0	0	0	0	0	0	5
8:45	3	2	1	0	0	0	0	0	0	0	0	0	0	6
9:00	1	4	0	0	0	0	0	0	0	0	0	0	0	5
9:15	1	1	0	0	0	0	0	0	0	0	0	0	0	2
9:30	2	1	2	0	0	0	0	0	0	0	0	0	0	5
9:45	1	2	0	1	0	0	0	0	0	0	0	0	0	4
10:00	1	2	4	0	0	0	0	0	0	0	0	0	0	7
10:15	1	2	0	1	0	0	0	0	0	0	0	0	0	4
10:30	3	5	0	1	0	0	0	0	0	0	0	0	0	9
10:45	4	0	0	0	0	0	0	0	0	0	0	0	0	4
11:00	3	4	0	0	0	0	0	0	0	0	0	0	0	7
11:15	0	1	2	0	0	0	0	0	0	0	0	0	0	3
11:30	1	1	1	0	0	0	0	0	0	0	0	0	0	3
11:45	1	1	1	2	0	0	0	0	0	0	0	0	0	5
12:00 PM	1	2	5	1	0	0	0	0	0	0	0	0	0	9
12:15	0	3	1	0	0	0	0	0	0	0	0	0	0	4
12:30	0	1	1	1	0	0	0	0	0	0	0	0	0	3
12:45	0	0	0	1	0	0	0	0	0	0	0	0	0	1
13:00	1	0	0	0	0	0	0	0	0	0	0	0	0	1
13:15	1	1	1	1	0	0	0	0	0	0	0	0	0	4
13:30	0	2	4	0	0	0	0	0	0	0	0	0	0	6
13:45	1	1	2	0	1	0	0	0	0	0	0	0	0	5
14:00	2	0	2	0	0	0	0	0	0	0	0	0	0	4
14:15	3	2	0	0	0	0	0	0	0	0	0	0	0	5
14:30	0	5	2	0	0	0	0	0	0	0	0	0	0	7
14:45	1	0	1	1	0	0	0	0	0	0	0	0	0	3
15:00	2	2	3	1	0	0	0	0	0	0	0	0	0	8
15:15	1	0	2	0	0	0	0	0	0	0	0	0	0	3
15:30	2	3	0	0	0	0	0	0	0	0	0	0	0	5
15:45	1	1	3	1	0	0	0	0	0	0	0	0	0	6
16:00	2	1	1	2	1	0	0	0	0	0	0	0	0	7
16:15	2	2	3	1	0	0	0	0	0	0	0	0	0	8
16:30	2	3	2	0	0	0	0	0	0	0	0	0	0	7
16:45	0	2	1	0	0	0	0	0	0	0	0	0	0	3
17:00	0	4	0	0	0	0	0	0	0	0	0	0	0	4
17:15	1	6	3	2	0	0	0	0	0	0	0	0	0	12
17:30	0	1	2	3	2	0	0	0	0	0	0	0	0	8
17:45	2	1	3	0	0	0	0	0	0	0	0	0	0	6
18:00	0	0	3	0	0	0	0	0	0	0	0	0	0	3
18:15	1	1	1	2	0	0	0	0	0	0	0	0	0	5
18:30	2	0	5	2	0	0	0	0	0	0	0	0	0	9
18:45	0	3	4	2	0	0	0	0	0	0	0	0	0	9
19:00	0	1	4	1	0	0	0	0	0	0	0	0	0	6
19:15	0	0	2	1	1	0	0	0	0	0	0	0	0	4
19:30	2	0	2	2	0	0	0	0	0	0	0	0	0	6
19:45	0	0	2	1	0	0	0	0	0	0	0	0	0	3
20:00	0	2	0	2	0	0	0	0	0	0	0	0	0	4
20:15	0	0	0	3	0	0	0	0	0	0	0	0	0	3
20:30	0	1	1	0	2	0	0	0	0	0	0	0	0	4
20:45	0	2	0	0	1	0	0	0	0	0	0	0	0	3
21:00	0	1	0	1	1	0	0	0	0	0	0	0	0	3
21:15	0	0	0	0	0	0	0	0	0	0	0	0	0	0
21:30	0	1	0	0	0	0	0	0	0	0	0	0	0	1
21:45	0	0	0	0	0	1	0	0	0	0	0	0	0	1
22:00	0	0	0	1	0	0	0	0	0	0	0	0	0	1
22:15	0	0	0	0	0	0	0	0	0	0	0	0	0	0
22:30	0	0	1	0	0	0	0	0	0	0	0	0	0	1
22:45	0	0	0	1	0	0	0	0	0	0	0	0	0	1
23:00	0	0	0	0	0	0	0	0	0	0	0	0	0	0
23:15	0	0	0	0	0	0	0	0	0	0	0	0	0	0
23:30	0	0	0	0	1	0	0	0	0	0	0	0	0	1
23:45	0	0	0	0	0	0	0	0	0	0	0	0	0	0
Totals	64	97	91	44	12	1								309
% of Totals	21%	31%	29%	14%	4%	0%								100%

AM Volumes	34	42	24	10	2	0	0	0	0	0	0	0	0	112
% AM	11%	14%	8%	3%	1%									36%
AM Peak Hour	10:15	8:15	11:15	11:45	0:45									9:45
Volume	11	11	9	4	1									24
PM Volumes	30	55	67	34	10	1	0	0	0	0	0	0	0	197
% PM	10%	18%	22%	11%	3%	0%								64%
PM Peak Hour	15:30	16:30	18:30	19:30	20:15	21:00								17:00
Volume	7	15	15	8	4	1								30

Directional Peak Periods	AM 7-9			NOON 12-2			PM 4-6			Off Peak Volumes		
All Classes	Volume	↔	%	Volume	↔	%	Volume	↔	%	Volume	↔	%
	37		12%	33		11%	55		18%	184		60%

Street Name	Direction	Percentiles					
		15th	50th	Average	85th	95th	ADT
S Orchard Dr	North Bound	12	20	20	28	31	210
S Orchard Dr	South Bound	12	20	19	26	30	309

Prepared by National Data & Surveying Services

SPEED

S Orchard Dr Bet. W Olive Ave & W Oak St

Day: Thursday
Date: 2/3/2022

City: Burbank
Project #: CA22_020022_014

Summary

Time	< 15	15 - 19	20 - 24	25 - 29	30 - 34	35 - 39	40 - 44	45 - 49	50 - 54	55 - 59	60 - 64	65 - 69	70 +	Total
0:00 AM	0	0	0	0	0	0	0	0	0	0	0	0	0	0
0:15	0	0	0	0	0	0	0	0	0	0	0	0	0	0
0:30	0	0	0	2	0	0	0	0	0	0	0	0	0	2
0:45	0	0	0	0	0	0	0	0	0	0	0	0	0	0
1:00	0	0	0	1	0	0	0	0	0	0	0	0	0	1
1:15	0	0	0	0	0	0	0	0	0	0	0	0	0	0
1:30	0	0	0	0	1	0	0	0	0	0	0	0	0	1
1:45	0	1	0	1	0	0	0	0	0	0	0	0	0	2
2:00	0	0	0	0	0	0	0	0	0	0	0	0	0	0
2:15	0	0	1	0	0	0	0	0	0	0	0	0	0	1
2:30	0	0	0	0	0	0	0	0	0	0	0	0	0	0
2:45	1	0	0	0	0	0	0	0	0	0	0	0	0	1
3:00	0	0	1	0	0	0	0	0	0	0	0	0	0	1
3:15	0	0	0	0	0	0	0	0	0	0	0	0	0	0
3:30	0	0	0	0	0	0	0	0	0	0	0	0	0	0
3:45	0	0	0	0	0	0	0	0	0	0	0	0	0	0
4:00	2	0	0	0	0	0	0	0	0	0	0	0	0	2
4:15	0	0	0	0	0	0	0	0	0	0	0	0	0	0
4:30	0	0	0	0	0	0	0	0	0	0	0	0	0	0
4:45	0	0	0	0	0	0	0	0	0	0	0	0	0	0
5:00	1	1	2	0	0	0	0	0	0	0	0	0	0	4
5:15	0	0	1	0	0	0	0	0	0	0	0	0	0	1
5:30	0	1	1	0	0	0	0	0	0	0	0	0	0	2
5:45	1	0	0	1	0	0	0	0	0	0	0	0	0	2
6:00	0	0	1	0	1	0	0	0	0	0	0	0	0	2
6:15	0	0	0	1	0	1	0	0	0	0	0	0	0	2
6:30	0	1	1	0	0	0	0	0	0	0	0	0	0	2
6:45	0	2	3	0	0	0	0	0	0	0	0	0	0	5
7:00	3	1	1	1	0	0	0	0	0	0	0	0	0	6
7:15	3	1	1	0	0	0	0	0	0	0	0	0	0	5
7:30	0	2	0	0	0	0	0	0	0	0	0	0	0	2
7:45	1	1	4	6	0	0	0	0	0	0	0	0	0	12
8:00	2	3	3	0	1	0	0	0	0	0	0	0	0	9
8:15	3	3	1	2	0	0	0	0	0	0	0	0	0	9
8:30	3	4	1	1	0	0	0	0	0	0	0	0	0	9
8:45	3	2	4	0	0	0	0	0	0	0	0	0	0	9
9:00	1	7	1	0	0	0	0	0	0	0	0	0	0	9
9:15	3	1	2	1	0	0	0	0	0	0	0	0	0	7
9:30	3	1	2	0	1	0	0	0	0	0	0	0	0	7
9:45	1	3	2	1	1	0	0	0	0	0	0	0	0	8
10:00	3	4	5	2	1	0	0	0	0	0	0	0	0	15
10:15	1	2	0	1	0	0	0	0	0	0	0	0	0	4
10:30	7	7	0	2	1	0	0	0	0	0	0	0	0	17
10:45	4	2	2	1	2	0	0	0	0	0	0	0	0	11
11:00	4	7	3	0	0	0	0	0	0	0	0	0	0	14
11:15	0	2	2	1	1	0	0	0	0	0	0	0	0	6
11:30	1	3	2	0	0	0	0	0	0	0	0	0	0	6
11:45	1	2	2	4	0	0	0	0	0	0	0	0	0	9
12:00 PM	2	6	5	1	0	0	0	0	0	0	0	0	0	14
12:15	0	3	2	1	0	0	0	0	0	0	0	0	0	6
12:30	1	1	1	2	0	0	0	0	0	0	0	0	0	5
12:45	1	0	0	1	0	0	0	0	0	0	0	0	0	2
13:00	3	0	1	0	0	0	0	0	0	0	0	0	0	4
13:15	1	1	1	1	0	0	0	0	0	0	0	0	0	4
13:30	0	3	4	1	0	0	0	0	0	0	0	0	0	8
13:45	4	2	3	0	1	0	0	0	0	0	0	0	0	10
14:00	3	1	3	0	0	0	0	0	0	0	0	0	0	7
14:15	4	5	3	1	0	0	0	0	0	0	0	0	0	13
14:30	0	6	3	2	0	0	0	0	0	0	0	0	0	11
14:45	2	3	5	1	0	0	0	0	0	0	0	0	0	11
15:00	3	2	4	2	0	0	0	0	0	0	0	0	0	11
15:15	2	2	4	0	0	0	0	0	0	0	0	0	0	8
15:30	4	3	0	0	0	0	0	0	0	0	0	0	0	7
15:45	2	2	5	1	0	0	0	0	0	0	0	0	0	10
16:00	2	1	1	3	1	0	0	0	0	0	0	0	0	8
16:15	2	4	4	2	0	0	0	0	0	0	0	0	0	12
16:30	4	5	3	0	0	0	0	0	0	0	0	0	0	12
16:45	1	3	3	0	1	0	0	0	0	0	0	0	0	8
17:00	2	5	1	0	0	0	0	0	0	0	0	0	0	8
17:15	2	7	4	2	0	0	0	0	0	0	0	0	0	15
17:30	1	3	3	3	2	0	0	0	0	0	0	0	0	12
17:45	2	2	3	1	1	0	0	0	0	0	0	0	0	9
18:00	0	0	4	1	0	0	0	0	0	0	0	0	0	5
18:15	3	1	3	2	0	0	0	0	0	0	0	0	0	9
18:30	2	0	6	4	0	0	0	0	0	0	0	0	0	12
18:45	1	4	5	4	0	0	0	0	0	0	0	0	0	14
19:00	0	1	5	1	0	0	0	0	0	0	0	0	0	7
19:15	0	0	4	2	1	0	0	0	0	0	0	0	0	7
19:30	2	0	2	2	0	0	0	0	0	0	0	0	0	6
19:45	0	0	2	1	0	0	0	0	0	0	0	0	0	3
20:00	1	2	1	4	0	0	0	0	0	0	0	0	0	8
20:15	0	0	0	3	0	0	0	0	0	0	0	0	0	3
20:30	0	1	1	1	3	0	0	0	0	0	0	0	0	6
20:45	1	2	0	1	1	0	0	0	0	0	0	0	0	5
21:00	0	1	0	1	1	0	0	0	0	0	0	0	0	3
21:15	0	0	0	0	0	0	0	0	0	0	0	0	0	0
21:30	0	1	0	0	0	0	0	0	0	0	0	0	0	1
21:45	1	0	0	0	0	1	0	0	0	0	0	0	0	2
22:00	1	0	0	1	0	0	0	0	0	0	0	0	0	2
22:15	0	1	0	0	0	0	0	0	0	0	0	0	0	1
22:30	0	0	1	0	0	0	0	0	0	0	0	0	0	1
22:45	0	0	0	1	1	0	0	0	0	0	0	0	0	2
23:00	0	0	0	0	0	0	0	0	0	0	0	0	0	0
23:15	0	0	0	0	0	0	0	0	0	0	0	0	0	0
23:30	0	1	0	0	1	0	0	0	0	0	0	0	0	2
23:45	0	0	0	0	0	0	0	0	0	0	0	0	0	0
Totals	112	149	149	83	24	2								519
% of Totals	22%	29%	29%	16%	5%	0%								100%

AM Volumes	52	64	48	29	10	1	0	0	0	0	0	0	0	205
% AM	10%	12%	9%	6%	2%	0%								39%
AM Peak Hour	10:15	10:15	9:15	7:45	10:00	5:30								10:30
Volume	16	18	11	9	4	1								48
PM Volumes	60	85	100	54	14	1	0	0	0	0	0	0	0	314
% PM	12%	16%	19%	10%	3%	0%								61%
PM Peak Hour	13:30	16:30	18:30	18:00	20:15	21:00								14:15
Volume	11	20	20	11	5	1								46

Directional Peak Periods	AM 7-9			NOON 12-2			PM 4-6			Off Peak Volumes		
All Classes	Volume	⟷	%	Volume	⟷	%	Volume	⟷	%	Volume	⟷	%
	61	⟷	12%	53	⟷	10%	84	⟷	16%	321	⟷	62%

Street Name	Direction	Percentiles					
		15th	50th	Average	85th	95th	ADT
S Orchard Dr	Summary	12	20	20	27	30	519

Prepared by National Data & Surveying Services

SPEED

S Orchard Dr Bet. W Olive Ave & W Oak St

Day: Thursday
Date: 2/3/2022

City: Burbank
Project #: CA22_020022_014n

North Bound

Time	< 15	15 - 19	20 - 24	25 - 29	30 - 34	35 - 39	40 - 44	45 - 49	50 - 54	55 - 59	60 - 64	65 - 69	70 +	Total
0:00 AM	0	0	0	1	0	0	0	0	0	0	0	0	0	1
1:00	0	1	0	1	0	0	0	0	0	0	0	0	0	2
2:00	1	0	1	0	0	0	0	0	0	0	0	0	0	2
3:00	0	0	0	0	0	0	0	0	0	0	0	0	0	0
4:00	0	0	0	0	0	0	0	0	0	0	0	0	0	0
5:00	1	0	2	1	0	0	0	0	0	0	0	0	0	4
6:00	0	1	2	1	0	1	0	0	0	0	0	0	0	5
7:00	2	0	2	5	0	0	0	0	0	0	0	0	0	9
8:00	4	3	5	2	1	0	0	0	0	0	0	0	0	15
9:00	3	4	5	1	2	0	0	0	0	0	0	0	0	15
10:00	6	6	3	4	4	0	0	0	0	0	0	0	0	23
11:00	1	7	5	3	1	0	0	0	0	0	0	0	0	17
12:00 PM	3	4	1	2	0	0	0	0	0	0	0	0	0	10
13:00	5	2	2	1	0	0	0	0	0	0	0	0	0	10
14:00	3	8	9	3	0	0	0	0	0	0	0	0	0	23
15:00	5	3	5	1	0	0	0	0	0	0	0	0	0	14
16:00	3	5	4	2	1	0	0	0	0	0	0	0	0	15
17:00	4	5	3	1	1	0	0	0	0	0	0	0	0	14
18:00	3	1	5	5	0	0	0	0	0	0	0	0	0	14
19:00	0	0	3	1	0	0	0	0	0	0	0	0	0	4
20:00	2	0	1	4	1	0	0	0	0	0	0	0	0	8
21:00	1	0	0	0	0	0	0	0	0	0	0	0	0	1
22:00	1	1	0	0	1	0	0	0	0	0	0	0	0	3
23:00	0	1	0	0	0	0	0	0	0	0	0	0	0	1
Totals	48	52	58	39	12	1								210
% of Totals	23%	25%	28%	19%	6%	0%								100%

AM Volumes	18	22	25	19	8	1	0	0	0	0	0	0	0	93
% AM	9%	10%	12%	9%	4%	0%								44%
AM Peak Hour	10:00	11:00	8:00	7:00	10:00	6:00								10:00
Volume	6	7	5	5	4	1								23
PM Volumes	30	30	33	20	4	0	0	0	0	0	0	0	0	117
% PM	14%	14%	16%	10%	2%									56%
PM Peak Hour	13:00	14:00	14:00	18:00	16:00									14:00
Volume	5	8	9	5	1									23

Directional Peak Periods	AM 7-9			NOON 12-2			PM 4-6			Off Peak Volumes		
All Speeds	Volume		%	Volume		%	Volume		%	Volume		%
	24	↔	11%	20	↔	10%	29	↔	14%	137	↔	65%

Street Name	Direction	Percentiles					
		15th	50th	Average	85th	95th	ADT
S Orchard Dr	North Bound	12	20	20	28	31	210
S Orchard Dr	South Bound	12	20	19	26	30	309

Prepared by National Data & Surveying Services

SPEED

S Orchard Dr Bet. W Olive Ave & W Oak St

Day: Thursday
Date: 2/3/2022

City: Burbank
Project #: CA22_020022_014s

South Bound

Time	< 15	15 - 19	20 - 24	25 - 29	30 - 34	35 - 39	40 - 44	45 - 49	50 - 54	55 - 59	60 - 64	65 - 69	70 +	Total
0:00 AM	0	0	0	1	0	0	0	0	0	0	0	0	0	1
1:00	0	0	0	1	1	0	0	0	0	0	0	0	0	2
2:00	0	0	0	0	0	0	0	0	0	0	0	0	0	0
3:00	0	0	1	0	0	0	0	0	0	0	0	0	0	1
4:00	2	0	0	0	0	0	0	0	0	0	0	0	0	2
5:00	1	2	2	0	0	0	0	0	0	0	0	0	0	5
6:00	0	2	3	0	1	0	0	0	0	0	0	0	0	6
7:00	5	5	4	2	0	0	0	0	0	0	0	0	0	16
8:00	7	9	4	1	0	0	0	0	0	0	0	0	0	21
9:00	5	8	2	1	0	0	0	0	0	0	0	0	0	16
10:00	9	9	4	2	0	0	0	0	0	0	0	0	0	24
11:00	5	7	4	2	0	0	0	0	0	0	0	0	0	18
12:00 PM	1	6	7	3	0	0	0	0	0	0	0	0	0	17
13:00	3	4	7	1	1	0	0	0	0	0	0	0	0	16
14:00	6	7	5	1	0	0	0	0	0	0	0	0	0	19
15:00	6	6	8	2	0	0	0	0	0	0	0	0	0	22
16:00	6	8	7	3	1	0	0	0	0	0	0	0	0	25
17:00	3	12	8	5	2	0	0	0	0	0	0	0	0	30
18:00	3	4	13	6	0	0	0	0	0	0	0	0	0	26
19:00	2	1	10	5	1	0	0	0	0	0	0	0	0	19
20:00	0	5	1	5	3	0	0	0	0	0	0	0	0	14
21:00	0	2	0	1	1	1	0	0	0	0	0	0	0	5
22:00	0	0	1	2	0	0	0	0	0	0	0	0	0	3
23:00	0	0	0	0	1	0	0	0	0	0	0	0	0	1
Totals	64	97	91	44	12	1								309
% of Totals	21%	31%	29%	14%	4%	0%								100%

AM Volumes	34	42	24	10	2	0	0	0	0	0	0	0	0	112
% AM	11%	14%	8%	3%	1%									36%
AM Peak Hour	10:00	8:00	7:00	7:00	1:00									10:00
Volume	9	9	4	2	1									24
PM Volumes	30	55	67	34	10	1	0	0	0	0	0	0	0	197
% PM	10%	18%	22%	11%	3%	0%								64%
PM Peak Hour	14:00	17:00	18:00	18:00	20:00	21:00								17:00
Volume	6	12	13	6	3	1								30

Directional Peak Periods	AM 7-9			NOON 12-2			PM 4-6			Off Peak Volumes		
All Speeds	Volume		%	Volume		%	Volume		%	Volume		%
	37	↔	12%	33	↔	11%	55	↔	18%	184	↔	60%

Street Name	Direction	Percentiles					
		15th	50th	Average	85th	95th	ADT
S Orchard Dr	North Bound	12	20	20	28	31	210
S Orchard Dr	South Bound	12	20	19	26	30	309

Prepared by National Data & Surveying Services

SPEED

S Orchard Dr Bet. W Olive Ave & W Oak St

Day: Thursday
Date: 2/3/2022

City: Burbank
Project #: CA22_020022_014

Summary

Time	< 15	15 - 19	20 - 24	25 - 29	30 - 34	35 - 39	40 - 44	45 - 49	50 - 54	55 - 59	60 - 64	65 - 69	70 +	Total
0:00 AM	0	0	0	2	0	0	0	0	0	0	0	0	0	2
1:00	0	1	0	2	1	0	0	0	0	0	0	0	0	4
2:00	1	0	1	0	0	0	0	0	0	0	0	0	0	2
3:00	0	0	1	0	0	0	0	0	0	0	0	0	0	1
4:00	2	0	0	0	0	0	0	0	0	0	0	0	0	2
5:00	2	2	4	1	0	0	0	0	0	0	0	0	0	9
6:00	0	3	5	1	1	1	0	0	0	0	0	0	0	11
7:00	7	5	6	7	0	0	0	0	0	0	0	0	0	25
8:00	11	12	9	3	1	0	0	0	0	0	0	0	0	36
9:00	8	12	7	2	2	0	0	0	0	0	0	0	0	31
10:00	15	15	7	6	4	0	0	0	0	0	0	0	0	47
11:00	6	14	9	5	1	0	0	0	0	0	0	0	0	35
12:00 PM	4	10	8	5	0	0	0	0	0	0	0	0	0	27
13:00	8	6	9	2	1	0	0	0	0	0	0	0	0	26
14:00	9	15	14	4	0	0	0	0	0	0	0	0	0	42
15:00	11	9	13	3	0	0	0	0	0	0	0	0	0	36
16:00	9	13	11	5	2	0	0	0	0	0	0	0	0	40
17:00	7	17	11	6	3	0	0	0	0	0	0	0	0	44
18:00	6	5	18	11	0	0	0	0	0	0	0	0	0	40
19:00	2	1	13	6	1	0	0	0	0	0	0	0	0	23
20:00	2	5	2	9	4	0	0	0	0	0	0	0	0	22
21:00	1	2	0	1	1	1	0	0	0	0	0	0	0	6
22:00	1	1	1	2	1	0	0	0	0	0	0	0	0	6
23:00	0	1	0	0	1	0	0	0	0	0	0	0	0	2
Totals	112	149	149	83	24	2								519
% of Totals	22%	29%	29%	16%	5%	0%								100%

AM Volumes	52	64	49	29	10	1	0	0	0	0	0	0	0	205
% AM	10%	12%	9%	6%	2%	0%								39%
AM Peak Hour	10:00	10:00	8:00	7:00	10:00	6:00								10:00
Volume	15	15	9	7	4	1								47
PM Volumes	60	85	100	54	14	1	0	0	0	0	0	0	0	314
% PM	12%	16%	19%	10%	3%	0%								61%
PM Peak Hour	15:00	17:00	18:00	18:00	20:00	21:00								17:00
Volume	11	17	18	11	4	1								44

Directional Peak Periods	AM 7-9			NOON 12-2			PM 4-6			Off Peak Volumes		
All Speeds	Volume	↔	%	Volume	↔	%	Volume	↔	%	Volume	↔	%
	61		12%	53		10%	84		16%	321		62%

Street Name	Direction	Percentiles					
		15th	50th	Average	85th	95th	ADT
S Orchard Dr	Summary	12	20	20	27	30	519

Prepared by NDS/ATD

Prepared by National Data & Surveying Services

VOLUME

S Orchard Dr Bet. W Olive Ave & W Oak St

Day: Thursday
Date: 2/3/2022

City: Burbank
Project #: CA22_020022_014

DAILY TOTALS	NB	SB	EB	WB	Total
	210	309	0	0	519

AM Period	NB		SB		EB	WB	TOTAL		PM Period	NB		SB		EB	WB	TOTAL	
0:00	0		0		0	0			12:00	5		9		0	0	14	
0:15	0		0		0	0			12:15	2		4		0	0	6	
0:30	1		1		0	0	2		12:30	2		3		0	0	5	
0:45	0	1	0	1	0	0		2	12:45	1	10	1	17	0	0	2	27
1:00	0		1		0	0	1		13:00	3		1		0	0	4	
1:15	0		0		0	0			13:15	0		4		0	0	4	
1:30	0		1		0	0	1		13:30	2		6		0	0	8	
1:45	2	2	0	2	0	0	2	4	13:45	5	10	5	16	0	0	10	26
2:00	0		0		0	0			14:00	3		4		0	0	7	
2:15	1		0		0	0	1		14:15	8		5		0	0	13	
2:30	0		0		0	0			14:30	4		7		0	0	11	
2:45	1	2	0		0	0	1	2	14:45	8	23	3	19	0	0	11	42
3:00	0		1		0	0	1		15:00	3		8		0	0	11	
3:15	0		0		0	0			15:15	5		3		0	0	8	
3:30	0		0		0	0			15:30	2		5		0	0	7	
3:45	0		0	1	0	0		1	15:45	4	14	6	22	0	0	10	36
4:00	0		2		0	0	2		16:00	1		7		0	0	8	
4:15	0		0		0	0			16:15	4		8		0	0	12	
4:30	0		0		0	0			16:30	5		7		0	0	12	
4:45	0		0	2	0	0		2	16:45	5	15	3	25	0	0	8	40
5:00	2		2		0	0	4		17:00	4		4		0	0	8	
5:15	1		0		0	0	1		17:15	3		12		0	0	15	
5:30	0		2		0	0	2		17:30	4		8		0	0	12	
5:45	1	4	1	5	0	0	2	9	17:45	3	14	6	30	0	0	9	44
6:00	0		2		0	0	2		18:00	2		3		0	0	5	
6:15	2		0		0	0	2		18:15	4		5		0	0	9	
6:30	1		1		0	0	2		18:30	3		9		0	0	12	
6:45	2	5	3	6	0	0	5	11	18:45	5	14	9	26	0	0	14	40
7:00	3		3		0	0	6		19:00	1		6		0	0	7	
7:15	0		5		0	0	5		19:15	3		4		0	0	7	
7:30	0		2		0	0	2		19:30	0		6		0	0	6	
7:45	6	9	6	16	0	0	12	25	19:45	0	4	3	19	0	0	3	23
8:00	5		4		0	0	9		20:00	4		4		0	0	8	
8:15	3		6		0	0	9		20:15	0		3		0	0	3	
8:30	4		5		0	0	9		20:30	2		4		0	0	6	
8:45	3	15	6	21	0	0	9	36	20:45	2	8	3	14	0	0	5	22
9:00	4		5		0	0	9		21:00	0		3		0	0	3	
9:15	5		2		0	0	7		21:15	0		0		0	0		
9:30	2		5		0	0	7		21:30	0		1		0	0	1	
9:45	4	15	4	16	0	0	8	31	21:45	1	1	1	5	0	0	2	6
10:00	8		7		0	0	15		22:00	1		1		0	0	2	
10:15	0		4		0	0	4		22:15	1		0		0	0	1	
10:30	8		9		0	0	17		22:30	0		1		0	0	1	
10:45	7	23	4	24	0	0	11	47	22:45	1	3	1	3	0	0	2	6
11:00	7		7		0	0	14		23:00	0		0		0	0		
11:15	3		3		0	0	6		23:15	0		0		0	0		
11:30	3		3		0	0	6		23:30	1		1		0	0	2	
11:45	4	17	5	18	0	0	9	35	23:45	0	1	0	1	0	0		2
TOTALS		93		112				205	TOTALS		117		197				314
SPLIT %		45.4%		54.6%				39.5%	SPLIT %		37.3%		62.7%				60.5%

DAILY TOTALS	NB	SB	EB	WB	Total
	210	309	0	0	519

AM Peak Hour	10:30	9:45			10:30	PM Peak Hour	14:00	17:00			14:15
AM Pk Volume	25	24			48	PM Pk Volume	23	30			46
Pk Hr Factor	0.781	0.667			0.706	Pk Hr Factor	0.719	0.625			0.885
7 - 9 Volume	24	37	0	0	61	4 - 6 Volume	29	55	0	0	84
7 - 9 Peak Hour	7:45	7:45			7:45	4 - 6 Peak Hour	16:15	17:00			17:00
7 - 9 Pk Volume	18	21	0	0	39	4 - 6 Pk Volume	18	30	0	0	44
Pk Hr Factor	0.750	0.875	0.000	0.000	0.813	Pk Hr Factor	0.900	0.625	0.000	0.000	0.733

Prepared by NDS/ATD

Project #: CA22_020022_014 **City:** Burbank

Location: S Orchard Dr Bet. W Olive Ave & W Oak St **Date:** 2/3/2022

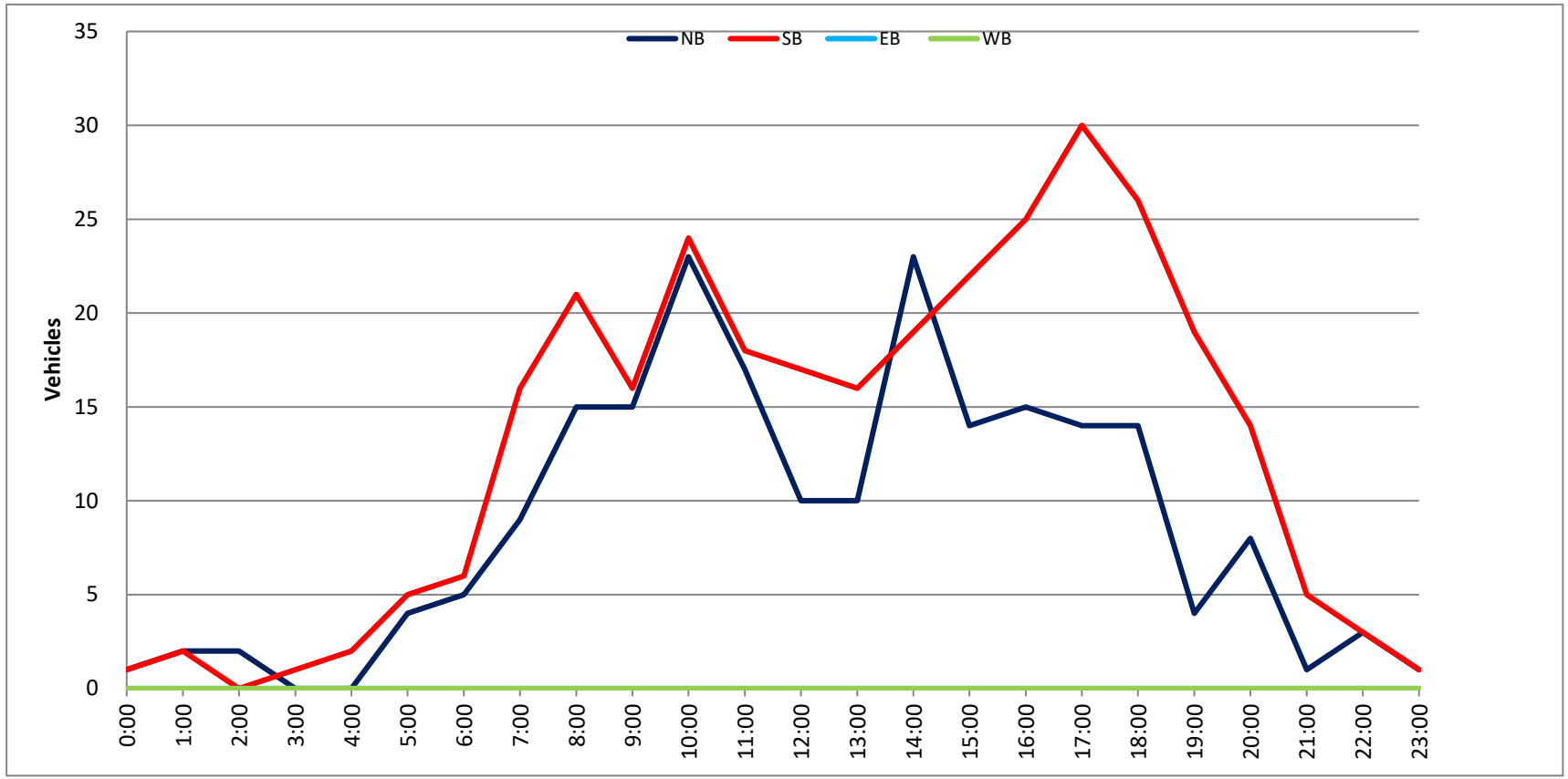

Prepared by National Data & Surveying Services

SPEED

S Reese Pl Bet. End Of St & W Alameda Ave

Day: Tuesday
Date: 1/18/2022

City: Burbank
Project #: CA22_020022_017n

North Bound

Time	< 15	15 - 19	20 - 24	25 - 29	30 - 34	35 - 39	40 - 44	45 - 49	50 - 54	55 - 59	60 - 64	65 - 69	70 +	Total
00:00 AM	0	0	0	0	0	0	0	0	0	0	0	0	0	0
00:15	0	0	0	0	0	0	0	0	0	0	0	0	0	0
00:30	0	0	0	0	0	0	0	0	0	0	0	0	0	0
00:45	0	0	0	0	0	0	0	0	0	0	0	0	0	0
01:00	0	0	0	0	0	0	0	0	0	0	0	0	0	0
01:15	0	0	0	0	0	0	0	0	0	0	0	0	0	0
01:30	0	0	0	0	0	0	0	0	0	0	0	0	0	0
01:45	0	0	0	0	0	0	0	0	0	0	0	0	0	0
02:00	0	0	0	0	0	0	0	0	0	0	0	0	0	0
02:15	0	0	0	0	0	0	0	0	0	0	0	0	0	0
02:30	0	0	0	0	0	0	0	0	0	0	0	0	0	0
02:45	0	0	0	0	0	0	0	0	0	0	0	0	0	0
03:00	0	0	0	0	0	0	0	0	0	0	0	0	0	0
03:15	0	0	0	0	0	0	0	0	0	0	0	0	0	0
03:30	0	0	0	1	0	0	0	0	0	0	0	0	0	1
03:45	0	0	0	0	0	0	0	0	0	0	0	0	0	0
04:00	0	0	0	0	0	0	0	0	0	0	0	0	0	0
04:15	0	0	0	0	0	0	0	0	0	0	0	0	0	0
04:30	0	0	0	0	0	0	0	0	0	0	0	0	0	0
04:45	0	0	0	0	0	0	0	0	0	0	0	0	0	0
05:00	0	0	0	0	0	0	0	0	0	0	0	0	0	0
05:15	0	0	0	0	0	1	0	0	0	0	0	0	0	1
05:30	0	0	0	0	0	0	0	0	0	0	0	0	0	0
05:45	0	0	0	0	0	0	0	0	0	0	0	0	0	0
06:00	0	0	0	0	0	0	0	0	0	0	0	0	0	0
06:15	0	0	0	0	0	0	0	0	0	0	0	0	0	0
06:30	0	0	0	0	0	0	0	0	0	0	0	0	0	0
06:45	0	0	0	0	0	0	0	0	0	0	0	0	0	0
07:00	0	0	0	0	0	0	0	0	0	0	0	0	0	0
07:15	0	0	0	0	0	0	0	0	0	0	0	0	0	0
07:30	0	0	1	0	1	0	0	0	0	0	0	0	0	2
07:45	0	0	1	0	0	0	0	0	0	0	0	0	0	1
08:00	0	0	0	0	1	0	0	0	0	0	0	0	0	1
08:15	0	0	1	0	0	0	0	0	0	0	0	0	0	1
08:30	0	0	0	0	0	0	0	0	0	0	0	0	0	0
08:45	0	1	1	0	0	0	0	0	0	0	0	0	0	2
09:00	0	0	0	0	0	0	0	0	0	0	0	0	0	0
09:15	1	0	0	1	0	0	0	0	0	0	0	0	0	2
09:30	0	0	0	0	2	0	0	0	0	0	0	0	0	2
09:45	0	0	0	0	1	0	0	0	0	0	0	0	0	1
10:00	0	0	0	0	0	0	0	0	0	0	0	0	0	0
10:15	0	0	0	0	0	0	0	0	0	0	0	0	0	0
10:30	1	1	0	1	0	0	0	0	0	0	0	0	0	3
10:45	0	0	0	1	1	0	0	0	0	0	0	0	0	2
11:00	0	0	0	0	0	0	0	0	0	0	0	0	0	0
11:15	0	0	0	0	0	0	0	0	0	0	0	0	0	0
11:30	0	1	0	1	0	0	0	0	0	0	0	0	0	2
11:45	0	0	0	0	1	0	0	0	0	0	0	0	0	1
12:00 PM	0	2	1	1	1	0	0	0	0	0	0	0	0	5
12:15	0	0	0	1	0	0	0	0	0	0	0	0	0	1
12:30	0	0	1	1	0	0	0	0	0	0	0	0	0	2
12:45	0	0	0	0	0	0	1	0	0	0	0	0	0	1
13:00	1	0	2	0	0	0	0	0	0	0	0	0	0	3
13:15	0	0	1	1	0	0	0	0	0	0	0	0	0	2
13:30	0	0	1	0	0	0	0	0	0	0	0	0	0	1
13:45	0	0	1	0	0	0	0	0	0	0	0	0	0	1
14:00	0	0	1	1	0	0	0	0	0	0	0	0	0	2
14:15	0	1	0	0	0	0	0	0	0	0	0	0	0	1
14:30	0	1	1	0	0	0	0	0	0	0	0	0	0	2
14:45	1	2	1	1	0	0	0	0	0	0	0	0	0	5
15:00	0	0	0	0	1	0	0	0	0	0	0	0	0	1
15:15	1	3	2	0	0	0	0	0	0	0	0	0	0	6
15:30	2	1	1	1	0	0	0	0	0	0	0	0	0	5
15:45	0	0	1	0	0	0	0	0	0	0	0	0	0	1
16:00	1	0	0	1	0	0	0	0	0	0	0	0	0	2
16:15	1	1	1	1	0	0	0	0	0	0	0	0	0	4
16:30	2	2	0	0	0	0	0	0	0	0	0	0	0	4
16:45	0	0	1	0	0	0	0	0	0	0	0	0	0	1
17:00	0	1	0	1	0	0	0	0	0	0	0	0	0	2
17:15	0	0	0	1	0	0	0	0	0	0	0	0	0	1
17:30	1	0	0	2	0	0	0	0	0	0	0	0	0	3
17:45	0	0	1	1	0	0	0	0	0	0	0	0	0	2
18:00	1	0	0	0	0	0	0	0	0	0	0	0	0	1
18:15	0	0	0	0	1	0	0	0	0	0	0	0	0	1
18:30	0	0	0	2	0	0	0	0	0	0	0	0	0	2
18:45	0	0	0	1	0	0	0	0	0	0	0	0	0	1
19:00	0	0	0	0	0	0	0	0	0	0	0	0	0	0
19:15	0	0	0	0	0	1	0	0	0	0	0	0	0	1
19:30	0	0	0	1	0	0	0	0	0	0	0	0	0	1
19:45	0	0	1	0	0	0	0	0	0	0	0	0	0	1
20:00	0	0	1	1	0	0	0	0	0	0	0	0	0	2
20:15	0	0	0	0	0	0	0	0	0	0	0	0	0	0
20:30	0	0	0	0	0	0	0	0	0	0	0	0	0	0
20:45	0	0	0	0	0	0	0	0	0	0	0	0	0	0
21:00	0	0	0	0	0	0	0	0	0	0	0	0	0	0
21:15	0	1	0	0	0	0	0	0	0	0	0	0	0	1
21:30	0	1	0	0	1	0	0	0	0	0	0	0	0	2
21:45	0	0	0	0	0	0	0	0	0	0	0	0	0	0
22:00	0	1	0	0	0	0	0	0	0	0	0	0	0	1
22:15	0	0	0	0	0	0	0	0	0	0	0	0	0	0
22:30	0	0	0	0	0	0	0	0	0	0	0	0	0	0
22:45	0	0	0	0	0	0	0	0	0	0	0	0	0	0
23:00	0	0	0	0	0	0	0	0	0	0	0	0	0	0
23:15	0	0	0	0	0	0	0	0	0	0	0	0	0	0
23:30	0	0	0	0	0	0	0	0	0	0	0	0	0	0
23:45	0	0	0	0	0	0	0	0	0	0	0	0	0	0
Totals	13	20	23	24	11	2	1							94
% of Totals	14%	21%	24%	26%	12%	2%	1%							100%

AM Volumes	2	3	4	5	7	1	0	0	0	0	0	0	0	22
% AM	2%	3%	4%	5%	7%	1%								23%
AM Peak Hour	08:30	11:15	07:30	11:30	09:00	04:30								11:30
Volume	1	3	3	3	3	1								9
PM Volumes	11	17	19	19	4	1	1	0	0	0	0	0	0	72
% PM	12%	18%	20%	20%	4%	1%	1%							77%
PM Peak Hour	14:45	14:30	13:00	17:00	12:00	18:30	12:00							14:45
Volume	4	6	5	5	1	1	1							17

Directional Peak Periods	AM 7-9			NOON 12-2			PM 4-6			Off Peak Volumes		
All Classes	Volume	⟷	%	Volume	⟷	%	Volume	⟷	%	Volume	⟷	%
	7		7%	16		17%	19		20%	52		55%

Street Name	Direction	Percentiles					
		15th	50th	Average	85th	95th	ADT
S Reese Pl	North Bound	15	23	23	30	34	94
S Reese Pl	South Bound	12	22	21	28	33	98

Prepared by National Data & Surveying Services

SPEED

S Reese Pl Bet. End Of St & W Alameda Ave

Day: Tuesday
Date: 1/18/2022

City: Burbank
Project #: CA22_020022_017s

South Bound

Time	< 15	15 - 19	20 - 24	25 - 29	30 - 34	35 - 39	40 - 44	45 - 49	50 - 54	55 - 59	60 - 64	65 - 69	70 +	Total
00:00 AM	0	0	0	0	0	0	0	0	0	0	0	0	0	0
00:15	0	0	0	0	0	0	0	0	0	0	0	0	0	0
00:30	0	0	0	0	0	0	0	0	0	0	0	0	0	0
00:45	0	0	0	0	0	0	0	0	0	0	0	0	0	0
01:00	0	0	0	0	0	0	0	0	0	0	0	0	0	0
01:15	0	0	0	1	0	0	0	0	0	0	0	0	0	1
01:30	0	0	0	0	0	0	0	0	0	0	0	0	0	0
01:45	0	0	0	0	0	0	0	0	0	0	0	0	0	0
02:00	0	0	0	0	0	0	0	0	0	0	0	0	0	0
02:15	0	0	0	0	0	0	0	0	0	0	0	0	0	0
02:30	0	0	0	0	0	0	0	0	0	0	0	0	0	0
02:45	0	1	0	0	0	0	0	0	0	0	0	0	0	1
03:00	0	0	0	0	0	0	0	0	0	0	0	0	0	0
03:15	0	0	0	0	0	0	0	0	0	0	0	0	0	0
03:30	0	0	0	0	0	0	0	0	0	0	0	0	0	0
03:45	0	0	0	0	0	0	0	0	0	0	0	0	0	0
04:00	0	0	0	0	0	0	0	0	0	0	0	0	0	0
04:15	0	0	0	0	0	0	0	0	0	0	0	0	0	0
04:30	0	0	0	0	0	0	0	0	0	0	0	0	0	0
04:45	0	0	0	0	0	0	0	0	0	0	0	0	0	0
05:00	0	0	0	0	0	0	0	0	0	0	0	0	0	0
05:15	0	0	0	0	0	1	0	0	0	0	0	0	0	1
05:30	0	0	0	0	0	0	0	0	0	0	0	0	0	0
05:45	0	0	0	0	0	0	0	0	0	0	0	0	0	0
06:00	0	0	0	0	1	0	0	0	0	0	0	0	0	1
06:15	0	0	0	0	0	0	0	0	0	0	0	0	0	0
06:30	0	0	0	0	0	0	0	0	0	0	0	0	0	0
06:45	0	0	0	0	0	0	0	0	0	0	0	0	0	0
07:00	0	0	1	0	0	0	0	0	0	0	0	0	0	1
07:15	0	0	0	0	0	0	0	0	0	0	0	0	0	0
07:30	0	0	0	0	0	0	0	0	0	0	0	0	0	0
07:45	1	0	3	0	0	0	0	0	0	0	0	0	0	4
08:00	0	0	0	0	0	0	0	0	0	0	0	0	0	0
08:15	1	0	0	0	0	0	0	0	0	0	0	0	0	1
08:30	2	1	0	1	0	0	0	0	0	0	0	0	0	4
08:45	0	0	1	0	0	0	0	0	0	0	0	0	0	1
09:00	0	0	0	2	0	0	0	0	0	0	0	0	0	2
09:15	0	0	0	0	1	0	0	0	0	0	0	0	0	1
09:30	0	0	0	1	0	0	0	0	0	0	0	0	0	1
09:45	0	0	0	0	0	0	0	0	0	0	0	0	0	0
10:00	0	0	0	1	0	0	0	0	0	0	0	0	0	1
10:15	0	0	0	1	0	0	0	0	0	0	0	0	0	1
10:30	0	1	1	2	0	0	0	0	0	0	0	0	0	4
10:45	0	0	1	1	0	0	0	0	0	0	0	0	0	2
11:00	0	1	1	0	0	0	0	0	0	0	0	0	0	2
11:15	0	0	1	0	0	0	0	0	0	0	0	0	0	1
11:30	1	0	0	0	0	0	0	0	0	0	0	0	0	1
11:45	0	1	0	0	0	0	0	0	0	0	0	0	0	1
12:00 PM	1	1	0	1	0	0	0	0	0	0	0	0	0	3
12:15	0	0	1	0	0	0	0	0	0	0	0	0	0	1
12:30	0	0	0	1	0	0	0	0	0	0	0	0	0	1
12:45	1	0	0	0	1	0	1	0	0	0	0	0	0	3
13:00	2	0	2	0	0	0	0	0	0	0	0	0	0	4
13:15	0	0	0	0	0	0	0	0	0	0	0	0	0	0
13:30	1	0	2	0	0	0	0	0	0	0	0	0	0	3
13:45	0	1	3	0	0	0	0	0	0	0	0	0	0	4
14:00	0	0	2	0	0	0	0	0	0	0	0	0	0	2
14:15	0	0	0	0	0	0	0	0	0	0	0	0	0	0
14:30	0	0	0	1	0	0	0	0	0	0	0	0	0	1
14:45	3	1	1	1	0	0	0	0	0	0	0	0	0	6
15:00	0	0	0	0	0	0	0	0	0	0	0	0	0	0
15:15	2	3	1	1	0	0	0	0	0	0	0	0	0	7
15:30	0	0	1	0	0	0	0	0	0	0	0	0	0	1
15:45	2	1	1	0	0	0	0	0	0	0	0	0	0	4
16:00	0	0	2	1	0	0	0	0	0	0	0	0	0	3
16:15	0	0	1	0	0	0	0	0	0	0	0	0	0	1
16:30	1	3	1	0	0	0	0	0	0	0	0	0	0	5
16:45	0	0	0	0	0	0	0	0	0	0	0	0	0	0
17:00	0	0	1	0	0	0	0	0	0	0	0	0	0	1
17:15	0	0	1	0	0	0	0	0	0	0	0	0	0	1
17:30	1	1	0	0	0	0	0	0	0	0	0	0	0	2
17:45	0	0	1	1	0	0	0	0	0	0	0	0	0	2
18:00	1	0	0	0	0	0	0	0	0	0	0	0	0	1
18:15	0	0	0	0	1	0	0	0	0	0	0	0	0	1
18:30	0	0	1	0	0	0	0	0	0	0	0	0	0	1
18:45	0	1	0	0	1	0	0	0	0	0	0	0	0	2
19:00	0	0	0	0	0	0	0	0	0	0	0	0	0	0
19:15	0	0	0	0	0	0	0	0	0	0	0	0	0	0
19:30	0	0	0	1	0	0	0	0	0	0	0	0	0	1
19:45	0	1	1	0	0	0	0	0	0	0	0	0	0	2
20:00	0	0	0	1	0	0	0	0	0	0	0	0	0	1
20:15	0	0	0	0	0	0	0	0	0	0	0	0	0	0
20:30	0	0	0	0	0	0	0	0	0	0	0	0	0	0
20:45	0	0	0	0	0	0	0	0	0	0	0	0	0	0
21:00	0	0	0	0	0	0	0	0	0	0	0	0	0	0
21:15	0	0	0	0	0	0	0	0	0	0	0	0	0	0
21:30	0	0	0	1	0	0	0	0	0	0	0	0	0	1
21:45	0	0	0	0	0	0	0	0	0	0	0	0	0	0
22:00	0	0	0	0	1	0	0	0	0	0	0	0	0	1
22:15	0	0	0	0	0	0	0	0	0	0	0	0	0	0
22:30	0	0	0	0	0	0	0	0	0	0	0	0	0	0
22:45	0	0	0	0	0	0	0	0	0	0	0	0	0	0
23:00	0	0	0	0	0	0	0	0	0	0	0	0	0	0
23:15	0	0	0	0	0	0	0	0	0	0	0	0	0	0
23:30	0	0	0	0	0	0	0	0	0	0	0	0	0	0
23:45	0	0	0	0	0	0	0	0	0	0	0	0	0	0
Totals	20	18	32	20	6	1	1							98
% of Totals	20%	18%	33%	20%	6%	1%	1%							100%

AM Volumes	5	5	9	10	2	1	0	0	0	0	0	0	0	32
% AM	5%	5%	9%	10%	2%	1%								33%
AM Peak Hour	07:45	10:15	07:00	10:00	05:15	04:30								07:45
Volume	4	2	4	5	1	1								9
PM Volumes	15	13	23	10	4	0	1	0	0	0	0	0	0	66
% PM	15%	13%	23%	10%	4%		1%							67%
PM Peak Hour	14:30	14:30	13:00	14:30	18:00		12:00							15:15
Volume	5	4	7	3	2		1							15

Directional Peak Periods	AM 7-9			NOON 12-2			PM 4-6			Off Peak Volumes		
All Classes	Volume	⟷	%	Volume	⟷	%	Volume	⟷	%	Volume	⟷	%
	11		11%	19		19%	15		15%	53		54%

Street Name	Direction	Percentiles					
		15th	50th	Average	85th	95th	ADT
S Reese Pl	North Bound	15	23	23	30	34	94
S Reese Pl	South Bound	12	22	21	28	33	98

Prepared by National Data & Surveying Services

SPEED

S Reese Pl Bet. End Of St & W Alameda Ave

Day: Tuesday
Date: 1/18/2022

City: Burbank
Project #: CA22_020022_017

Summary

Time	< 15	15 - 19	20 - 24	25 - 29	30 - 34	35 - 39	40 - 44	45 - 49	50 - 54	55 - 59	60 - 64	65 - 69	70 +	Total
00:00 AM	0	0	0	0	0	0	0	0	0	0	0	0	0	0
00:15	0	0	0	0	0	0	0	0	0	0	0	0	0	0
00:30	0	0	0	0	0	0	0	0	0	0	0	0	0	0
00:45	0	0	0	0	0	0	0	0	0	0	0	0	0	0
01:00	0	0	0	0	0	0	0	0	0	0	0	0	0	0
01:15	0	0	0	1	0	0	0	0	0	0	0	0	0	1
01:30	0	0	0	0	0	0	0	0	0	0	0	0	0	0
01:45	0	0	0	0	0	0	0	0	0	0	0	0	0	0
02:00	0	0	0	0	0	0	0	0	0	0	0	0	0	0
02:15	0	0	0	0	0	0	0	0	0	0	0	0	0	0
02:30	0	0	0	0	0	0	0	0	0	0	0	0	0	0
02:45	0	1	0	0	0	0	0	0	0	0	0	0	0	1
03:00	0	0	0	0	0	0	0	0	0	0	0	0	0	0
03:15	0	0	0	0	0	0	0	0	0	0	0	0	0	0
03:30	0	0	0	1	0	0	0	0	0	0	0	0	0	1
03:45	0	0	0	0	0	0	0	0	0	0	0	0	0	0
04:00	0	0	0	0	0	0	0	0	0	0	0	0	0	0
04:15	0	0	0	0	0	0	0	0	0	0	0	0	0	0
04:30	0	0	0	0	0	0	0	0	0	0	0	0	0	0
04:45	0	0	0	0	0	0	0	0	0	0	0	0	0	0
05:00	0	0	0	0	0	0	0	0	0	0	0	0	0	0
05:15	0	0	0	0	0	2	0	0	0	0	0	0	0	2
05:30	0	0	0	0	0	0	0	0	0	0	0	0	0	0
05:45	0	0	0	0	0	0	0	0	0	0	0	0	0	0
06:00	0	0	0	0	1	0	0	0	0	0	0	0	0	1
06:15	0	0	0	0	0	0	0	0	0	0	0	0	0	0
06:30	0	0	0	0	0	0	0	0	0	0	0	0	0	0
06:45	0	0	0	0	0	0	0	0	0	0	0	0	0	0
07:00	0	0	1	0	0	0	0	0	0	0	0	0	0	1
07:15	0	0	0	0	0	0	0	0	0	0	0	0	0	0
07:30	0	0	1	0	1	0	0	0	0	0	0	0	0	2
07:45	1	0	4	0	0	0	0	0	0	0	0	0	0	5
08:00	0	0	0	0	1	0	0	0	0	0	0	0	0	1
08:15	1	0	1	0	0	0	0	0	0	0	0	0	0	2
08:30	2	1	0	1	0	0	0	0	0	0	0	0	0	4
08:45	0	1	2	0	0	0	0	0	0	0	0	0	0	3
09:00	0	0	0	2	0	0	0	0	0	0	0	0	0	2
09:15	1	0	0	1	1	0	0	0	0	0	0	0	0	3
09:30	0	0	0	1	2	0	0	0	0	0	0	0	0	3
09:45	0	0	0	0	1	0	0	0	0	0	0	0	0	1
10:00	0	0	0	1	0	0	0	0	0	0	0	0	0	1
10:15	0	0	0	1	0	0	0	0	0	0	0	0	0	1
10:30	1	2	1	3	0	0	0	0	0	0	0	0	0	7
10:45	0	0	1	2	1	0	0	0	0	0	0	0	0	4
11:00	0	1	1	0	0	0	0	0	0	0	0	0	0	2
11:15	0	0	1	0	0	0	0	0	0	0	0	0	0	1
11:30	1	1	0	1	0	0	0	0	0	0	0	0	0	3
11:45	0	1	0	0	1	0	0	0	0	0	0	0	0	2
12:00 PM	1	3	1	2	1	0	0	0	0	0	0	0	0	8
12:15	0	0	1	1	0	0	0	0	0	0	0	0	0	2
12:30	0	0	1	2	0	0	0	0	0	0	0	0	0	3
12:45	1	0	0	0	1	0	2	0	0	0	0	0	0	4
13:00	3	0	4	0	0	0	0	0	0	0	0	0	0	7
13:15	0	0	1	1	0	0	0	0	0	0	0	0	0	2
13:30	1	0	3	0	0	0	0	0	0	0	0	0	0	4
13:45	0	1	4	0	0	0	0	0	0	0	0	0	0	5
14:00	0	0	3	1	0	0	0	0	0	0	0	0	0	4
14:15	0	1	0	0	0	0	0	0	0	0	0	0	0	1
14:30	0	1	1	1	0	0	0	0	0	0	0	0	0	3
14:45	4	3	2	2	0	0	0	0	0	0	0	0	0	11
15:00	0	0	0	0	1	0	0	0	0	0	0	0	0	1
15:15	3	6	3	1	0	0	0	0	0	0	0	0	0	13
15:30	2	1	2	1	0	0	0	0	0	0	0	0	0	6
15:45	2	1	2	0	0	0	0	0	0	0	0	0	0	5
16:00	1	0	2	2	0	0	0	0	0	0	0	0	0	5
16:15	1	1	2	1	0	0	0	0	0	0	0	0	0	5
16:30	3	5	1	0	0	0	0	0	0	0	0	0	0	9
16:45	0	0	1	0	0	0	0	0	0	0	0	0	0	1
17:00	0	1	1	1	0	0	0	0	0	0	0	0	0	3
17:15	0	0	1	1	0	0	0	0	0	0	0	0	0	2
17:30	2	1	0	2	0	0	0	0	0	0	0	0	0	5
17:45	0	0	2	2	0	0	0	0	0	0	0	0	0	4
18:00	2	0	0	0	0	0	0	0	0	0	0	0	0	2
18:15	0	0	0	0	2	0	0	0	0	0	0	0	0	2
18:30	0	0	1	2	0	0	0	0	0	0	0	0	0	3
18:45	0	1	0	1	1	0	0	0	0	0	0	0	0	3
19:00	0	0	0	0	0	0	0	0	0	0	0	0	0	0
19:15	0	0	0	0	0	1	0	0	0	0	0	0	0	1
19:30	0	0	0	2	0	0	0	0	0	0	0	0	0	2
19:45	0	1	2	0	0	0	0	0	0	0	0	0	0	3
20:00	0	0	1	2	0	0	0	0	0	0	0	0	0	3
20:15	0	0	0	0	0	0	0	0	0	0	0	0	0	0
20:30	0	0	0	0	0	0	0	0	0	0	0	0	0	0
20:45	0	0	0	0	0	0	0	0	0	0	0	0	0	0
21:00	0	0	0	0	0	0	0	0	0	0	0	0	0	0
21:15	0	1	0	0	0	0	0	0	0	0	0	0	0	1
21:30	0	1	0	1	1	0	0	0	0	0	0	0	0	3
21:45	0	0	0	0	0	0	0	0	0	0	0	0	0	0
22:00	0	1	0	0	1	0	0	0	0	0	0	0	0	2
22:15	0	0	0	0	0	0	0	0	0	0	0	0	0	0
22:30	0	0	0	0	0	0	0	0	0	0	0	0	0	0
22:45	0	0	0	0	0	0	0	0	0	0	0	0	0	0
23:00	0	0	0	0	0	0	0	0	0	0	0	0	0	0
23:15	0	0	0	0	0	0	0	0	0	0	0	0	0	0
23:30	0	0	0	0	0	0	0	0	0	0	0	0	0	0
23:45	0	0	0	0	0	0	0	0	0	0	0	0	0	0
Totals	33	38	55	44	17	3	2							192
% of Totals	17%	20%	29%	23%	9%	2%	1%							100%

AM Volumes	7	8	13	15	9	2	0	0	0	0	0	0	0	54
% AM	4%	4%	7%	8%	5%	1%								28%
AM Peak Hour	07:45	11:15	07:00	10:00	09:00	04:30								11:30
Volume	4	5	6	7	4	2								15
PM Volumes	26	30	42	29	8	1	2	0	0	0	0	0	0	138
% PM	14%	16%	22%	15%	4%	1%	1%							72%
PM Peak Hour	14:45	14:30	13:00	17:00	18:00	18:30	12:00							14:45
Volume	9	10	12	6	3	1	2							31

Directional Peak Periods	AM 7-9			NOON 12-2			PM 4-6			Off Peak Volumes		
All Classes	Volume	⟷	%	Volume	⟷	%	Volume	⟷	%	Volume	⟷	%
	18		9%	35		18%	34		18%	105		55%

Street Name	Direction	Percentiles					
		15th	50th	Average	85th	95th	ADT
S Reese Pl	Summary	14	22	22	29	34	192

Prepared by National Data & Surveying Services

SPEED

S Reese Pl Bet. End Of St & W Alameda Ave

Day: Tuesday
Date: 1/18/2022

City: Burbank
Project #: CA22_020022_017n

North Bound

Time	< 15	15 - 19	20 - 24	25 - 29	30 - 34	35 - 39	40 - 44	45 - 49	50 - 54	55 - 59	60 - 64	65 - 69	70 +	Total
00:00 AM	0	0	0	0	0	0	0	0	0	0	0	0	0	0
01:00	0	0	0	0	0	0	0	0	0	0	0	0	0	0
02:00	0	0	0	0	0	0	0	0	0	0	0	0	0	0
03:00	0	0	0	1	0	0	0	0	0	0	0	0	0	1
04:00	0	0	0	0	0	0	0	0	0	0	0	0	0	0
05:00	0	0	0	0	0	1	0	0	0	0	0	0	0	1
06:00	0	0	0	0	0	0	0	0	0	0	0	0	0	0
07:00	0	0	2	0	1	0	0	0	0	0	0	0	0	3
08:00	0	1	2	0	1	0	0	0	0	0	0	0	0	4
09:00	1	0	0	1	3	0	0	0	0	0	0	0	0	5
10:00	1	1	0	2	1	0	0	0	0	0	0	0	0	5
11:00	0	1	0	1	1	0	0	0	0	0	0	0	0	3
12:00 PM	0	2	2	3	1	0	1	0	0	0	0	0	0	9
13:00	1	0	5	1	0	0	0	0	0	0	0	0	0	7
14:00	1	4	3	2	0	0	0	0	0	0	0	0	0	10
15:00	3	4	4	1	1	0	0	0	0	0	0	0	0	13
16:00	4	3	2	2	0	0	0	0	0	0	0	0	0	11
17:00	1	1	1	5	0	0	0	0	0	0	0	0	0	8
18:00	1	0	0	3	1	0	0	0	0	0	0	0	0	5
19:00	0	0	1	1	0	1	0	0	0	0	0	0	0	3
20:00	0	0	1	1	0	0	0	0	0	0	0	0	0	2
21:00	0	2	0	0	1	0	0	0	0	0	0	0	0	3
22:00	0	1	0	0	0	0	0	0	0	0	0	0	0	1
23:00	0	0	0	0	0	0	0	0	0	0	0	0	0	0
Totals	13	20	23	24	11	2	1							94
% of Totals	14%	21%	24%	26%	12%	2%	1%							100%

AM Volumes	2	3	4	5	7	1	0	0	0	0	0	0	0	22
% AM	2%	3%	4%	5%	7%	1%								23%
AM Peak Hour	09:00	08:00	07:00	10:00	09:00	05:00								09:00
Volume	1	1	2	2	3	1								5
PM Volumes	11	17	19	19	4	1	1	0	0	0	0	0	0	72
% PM	12%	18%	20%	20%	4%	1%	1%							77%
PM Peak Hour	16:00	14:00	13:00	17:00	12:00	19:00	12:00							15:00
Volume	4	4	5	5	1	1	1							13

Directional Peak Periods	AM 7-9			NOON 12-2			PM 4-6			Off Peak Volumes		
All Speeds	Volume		%	Volume		%	Volume		%	Volume		%
	7	↔	7%	16	↔	17%	19	↔	20%	52	↔	55%

Street Name	Direction	Percentiles					
		15th	50th	Average	85th	95th	ADT
S Reese Pl	North Bound	15	23	23	30	34	94
S Reese Pl	South Bound	12	22	21	28	33	98

Prepared by National Data & Surveying Services

SPEED

S Reese Pl Bet. End Of St & W Alameda Ave

Day: Tuesday
Date: 1/18/2022

City: Burbank
Project #: CA22_020022_017s

South Bound

Time	< 15	15 - 19	20 - 24	25 - 29	30 - 34	35 - 39	40 - 44	45 - 49	50 - 54	55 - 59	60 - 64	65 - 69	70 +	Total
00:00 AM	0	0	0	0	0	0	0	0	0	0	0	0	0	0
01:00	0	0	0	1	0	0	0	0	0	0	0	0	0	1
02:00	0	1	0	0	0	0	0	0	0	0	0	0	0	1
03:00	0	0	0	0	0	0	0	0	0	0	0	0	0	0
04:00	0	0	0	0	0	0	0	0	0	0	0	0	0	0
05:00	0	0	0	0	0	1	0	0	0	0	0	0	0	1
06:00	0	0	0	0	1	0	0	0	0	0	0	0	0	1
07:00	1	0	4	0	0	0	0	0	0	0	0	0	0	5
08:00	3	1	1	1	0	0	0	0	0	0	0	0	0	6
09:00	0	0	0	3	1	0	0	0	0	0	0	0	0	4
10:00	0	1	2	5	0	0	0	0	0	0	0	0	0	8
11:00	1	2	2	0	0	0	0	0	0	0	0	0	0	5
12:00 PM	2	1	1	2	1	0	1	0	0	0	0	0	0	8
13:00	3	1	7	0	0	0	0	0	0	0	0	0	0	11
14:00	3	1	3	2	0	0	0	0	0	0	0	0	0	9
15:00	4	4	3	1	0	0	0	0	0	0	0	0	0	12
16:00	1	3	4	1	0	0	0	0	0	0	0	0	0	9
17:00	1	1	3	1	0	0	0	0	0	0	0	0	0	6
18:00	1	1	1	0	2	0	0	0	0	0	0	0	0	5
19:00	0	1	1	1	0	0	0	0	0	0	0	0	0	3
20:00	0	0	0	1	0	0	0	0	0	0	0	0	0	1
21:00	0	0	0	1	0	0	0	0	0	0	0	0	0	1
22:00	0	0	0	0	1	0	0	0	0	0	0	0	0	1
23:00	0	0	0	0	0	0	0	0	0	0	0	0	0	0
Totals	20	18	32	20	6	1	1							98
% of Totals	20%	18%	33%	20%	6%	1%	1%							100%

AM Volumes	5	5	9	10	2	1	0	0	0	0	0	0	0	32
% AM	5%	5%	9%	10%	2%	1%								33%
AM Peak Hour	08:00	11:00	07:00	10:00	06:00	05:00								10:00
Volume	3	2	4	5	1	1								8
PM Volumes	15	13	23	10	4	0	1	0	0	0	0	0	0	66
% PM	15%	13%	23%	10%	4%		1%							67%
PM Peak Hour	15:00	15:00	13:00	12:00	18:00		12:00							15:00
Volume	4	4	7	2	2		1							12

Directional Peak Periods	AM 7-9			NOON 12-2			PM 4-6			Off Peak Volumes		
All Speeds	Volume		%	Volume		%	Volume		%	Volume		%
	11	↔	11%	19	↔	19%	15	↔	15%	53	↔	54%

Street Name	Direction	Percentiles					
		15th	50th	Average	85th	95th	ADT
S Reese Pl	North Bound	15	23	23	30	34	94
S Reese Pl	South Bound	12	22	21	28	33	98

Prepared by National Data & Surveying Services

SPEED

S Reese Pl Bet. End Of St & W Alameda Ave

Day: Tuesday
Date: 1/18/2022

City: Burbank
Project #: CA22_020022_017

Summary

Time	< 15	15 - 19	20 - 24	25 - 29	30 - 34	35 - 39	40 - 44	45 - 49	50 - 54	55 - 59	60 - 64	65 - 69	70 +	Total
00:00 AM	0	0	0	0	0	0	0	0	0	0	0	0	0	0
01:00	0	0	0	1	0	0	0	0	0	0	0	0	0	1
02:00	0	1	0	0	0	0	0	0	0	0	0	0	0	1
03:00	0	0	0	1	0	0	0	0	0	0	0	0	0	1
04:00	0	0	0	0	0	0	0	0	0	0	0	0	0	0
05:00	0	0	0	0	0	2	0	0	0	0	0	0	0	2
06:00	0	0	0	0	1	0	0	0	0	0	0	0	0	1
07:00	1	0	6	0	1	0	0	0	0	0	0	0	0	8
08:00	3	2	3	1	1	0	0	0	0	0	0	0	0	10
09:00	1	0	0	4	4	0	0	0	0	0	0	0	0	9
10:00	1	2	2	7	1	0	0	0	0	0	0	0	0	13
11:00	1	3	2	1	1	0	0	0	0	0	0	0	0	8
12:00 PM	2	3	3	5	2	0	2	0	0	0	0	0	0	17
13:00	4	1	12	1	0	0	0	0	0	0	0	0	0	18
14:00	4	5	6	4	0	0	0	0	0	0	0	0	0	19
15:00	7	8	7	2	1	0	0	0	0	0	0	0	0	25
16:00	5	6	6	3	0	0	0	0	0	0	0	0	0	20
17:00	2	2	4	6	0	0	0	0	0	0	0	0	0	14
18:00	2	1	1	3	3	0	0	0	0	0	0	0	0	10
19:00	0	1	2	2	0	1	0	0	0	0	0	0	0	6
20:00	0	0	1	2	0	0	0	0	0	0	0	0	0	3
21:00	0	2	0	1	1	0	0	0	0	0	0	0	0	4
22:00	0	1	0	0	1	0	0	0	0	0	0	0	0	2
23:00	0	0	0	0	0	0	0	0	0	0	0	0	0	0
Totals	33	38	55	44	17	3	2							192
% of Totals	17%	20%	29%	23%	9%	2%	1%							100%

AM Volumes	7	8	13	15	9	2	0	0	0	0	0	0	0	54
% AM	4%	4%	7%	8%	5%	1%								28%
AM Peak Hour	08:00	11:00	07:00	10:00	09:00	05:00								10:00
Volume	3	3	6	7	4	2								13
PM Volumes	26	30	42	29	8	1	2	0	0	0	0	0	0	138
% PM	14%	16%	22%	15%	4%	1%	1%							72%
PM Peak Hour	15:00	15:00	13:00	17:00	18:00	19:00	12:00							15:00
Volume	7	8	12	6	3	1	2							25

Directional Peak Periods	AM 7-9			NOON 12-2			PM 4-6			Off Peak Volumes		
All Speeds	Volume		%	Volume		%	Volume		%	Volume		%
	18	↔	9%	35	↔	18%	34	↔	18%	105	↔	55%

Street Name	Direction	Percentiles					
		15th	50th	Average	85th	95th	ADT
S Reese Pl	Summary	14	22	22	29	34	192

Prepared by NDS/ATD

Prepared by National Data & Surveying Services

VOLUME

S Reese Pl Bet. End Of St & W Alameda Ave

Day: Tuesday
Date: 1/18/2022

City: Burbank
Project #: CA22_020022_017

DAILY TOTALS	NB	SB	EB	WB	Total
	94	98	0	0	192

AM Period	NB		SB		EB		WB		TOTAL		PM Period	NB		SB		EB		WB		TOTAL	
00:00	0		0		0		0				12:00	5		3		0		0		8	
00:15	0		0		0		0				12:15	1		1		0		0		2	
00:30	0		0		0		0				12:30	2		1		0		0		3	
00:45	0		0		0		0				12:45	1	9	3	8	0		0		4	17
01:00	0		0		0		0				13:00	3		4		0		0		7	
01:15	0		1		0		0		1		13:15	2		0		0		0		2	
01:30	0		0		0		0				13:30	1		3		0		0		4	
01:45	0		0	1	0		0			1	13:45	1	7	4	11	0		0		5	18
02:00	0		0		0		0				14:00	2		2		0		0		4	
02:15	0		0		0		0				14:15	1		0		0		0		1	
02:30	0		0		0		0				14:30	2		1		0		0		3	
02:45	0		1	1	0		0		1	1	14:45	5	10	6	9	0		0		11	19
03:00	0		0		0		0				15:00	1		0		0		0		1	
03:15	0		0		0		0				15:15	6		7		0		0		13	
03:30	1		0		0		0		1		15:30	5		1		0		0		6	
03:45	0	1	0		0		0			1	15:45	1	13	4	12	0		0		5	25
04:00	0		0		0		0				16:00	2		3		0		0		5	
04:15	0		0		0		0				16:15	4		1		0		0		5	
04:30	0		0		0		0				16:30	4		5		0		0		9	
04:45	0		0		0		0				16:45	1	11	0	9	0		0		1	20
05:00	0		0		0		0				17:00	2		1		0		0		3	
05:15	1		1		0		0		2		17:15	1		1		0		0		2	
05:30	0		0		0		0				17:30	3		2		0		0		5	
05:45	0	1	0	1	0		0			2	17:45	2	8	2	6	0		0		4	14
06:00	0		1		0		0		1		18:00	1		1		0		0		2	
06:15	0		0		0		0				18:15	1		1		0		0		2	
06:30	0		0		0		0				18:30	2		1		0		0		3	
06:45	0		0	1	0		0			1	18:45	1	5	2	5	0		0		3	10
07:00	0		1		0		0		1		19:00	0		0		0		0			
07:15	0		0		0		0				19:15	1		0		0		0		1	
07:30	2		0		0		0		2		19:30	1		1		0		0		2	
07:45	1	3	4	5	0		0		5	8	19:45	1	3	2	3	0		0		3	6
08:00	1		0		0		0		1		20:00	2		1		0		0		3	
08:15	1		1		0		0		2		20:15	0		0		0		0			
08:30	0		4		0		0		4		20:30	0		0		0		0			
08:45	2	4	1	6	0		0		3	10	20:45	0	2	0	1	0		0			3
09:00	0		2		0		0		2		21:00	0		0		0		0			
09:15	2		1		0		0		3		21:15	1		0		0		0		1	
09:30	2		1		0		0		3		21:30	2		1		0		0		3	
09:45	1	5	0	4	0		0		1	9	21:45	0	3	0	1	0		0			4
10:00	0		1		0		0		1		22:00	1		1		0		0		2	
10:15	0		1		0		0		1		22:15	0		0		0		0			
10:30	3		4		0		0		7		22:30	0		0		0		0			
10:45	2	5	2	8	0		0		4	13	22:45	0	1	0	1	0		0			2
11:00	0		2		0		0		2		23:00	0		0		0		0			
11:15	0		1		0		0		1		23:15	0		0		0		0			
11:30	2		1		0		0		3		23:30	0		0		0		0			
11:45	1	3	1	5	0		0		2	8	23:45	0		0		0		0			
TOTALS		22		32						54	TOTALS		72		66						138
SPLIT %		40.7%		59.3%						28.1%	SPLIT %		52.2%		47.8%						71.9%

DAILY TOTALS	NB	SB	EB	WB	Total
	94	98	0	0	192

AM Peak Hour	11:30	07:45			11:30	PM Peak Hour	14:45	15:15			14:45
AM Pk Volume	9	9			15	PM Pk Volume	17	15			31
Pk Hr Factor	0.450	0.563			0.469	Pk Hr Factor	0.708	0.536			0.596
7 - 9 Volume	7	11	0	0	18	4 - 6 Volume	19	15	0	0	34
7 - 9 Peak Hour	07:30	07:45			07:45	4 - 6 Peak Hour	16:00	16:00			16:00
7 - 9 Pk Volume	5	9	0	0	12	4 - 6 Pk Volume	11	9	0	0	20
Pk Hr Factor	0.625	0.563	0.000	0.000	0.600	Pk Hr Factor	0.688	0.450	0.000	0.000	0.556

Prepared by NDS/ATD

Project #: CA22_020022_017 **City:** Burbank

Location: S Reese Pl Bet. End Of St & W Alameda Ave **Date:** 1/18/2022

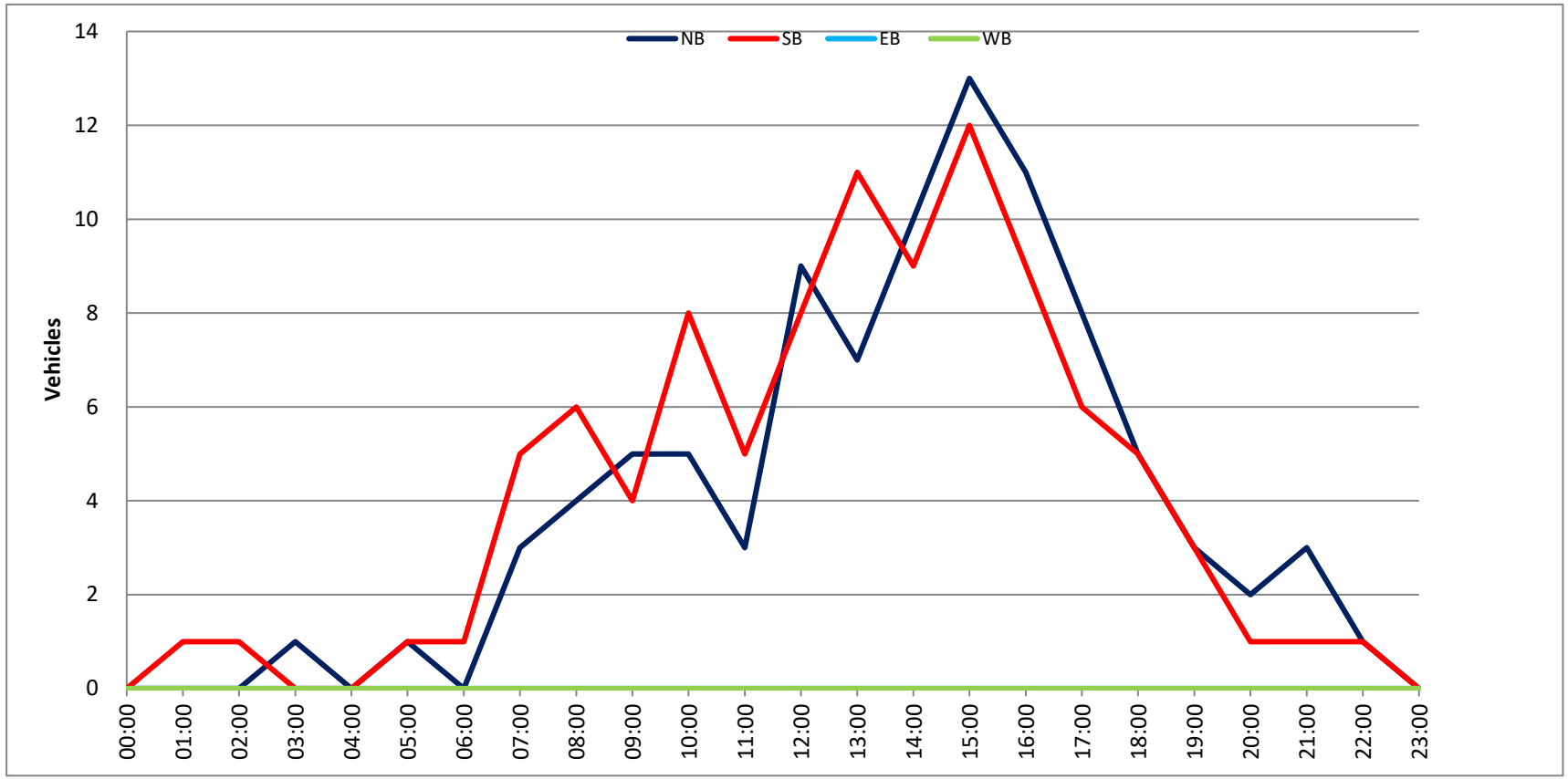

Prepared by National Data & Surveying Services

SPEED

S Reese Pl Bet. End Of St & W Alameda Ave

Day: Wednesday
Date: 1/19/2022

City: Burbank
Project #: CA22_020022_017n

North Bound

Time	< 15	15 - 19	20 - 24	25 - 29	30 - 34	35 - 39	40 - 44	45 - 49	50 - 54	55 - 59	60 - 64	65 - 69	70 +	Total
00:00 AM	0	0	0	0	0	0	0	0	0	0	0	0	0	0
00:15	0	0	0	0	0	0	0	0	0	0	0	0	0	0
00:30	0	0	0	0	0	0	0	0	0	0	0	0	0	0
00:45	0	0	0	0	0	0	0	0	0	0	0	0	0	0
01:00	0	0	0	0	0	0	0	0	0	0	0	0	0	0
01:15	0	0	0	0	0	0	0	0	0	0	0	0	0	0
01:30	0	0	0	0	0	0	0	0	0	0	0	0	0	0
01:45	0	0	0	0	0	0	0	0	0	0	0	0	0	0
02:00	0	0	0	0	0	0	0	0	0	0	0	0	0	0
02:15	0	0	0	0	0	0	0	0	0	0	0	0	0	0
02:30	0	0	0	0	0	0	0	0	0	0	0	0	0	0
02:45	0	0	0	0	0	0	0	0	0	0	0	0	0	0
03:00	0	0	0	0	0	0	0	0	0	0	0	0	0	0
03:15	0	0	0	0	0	0	0	0	0	0	0	0	0	0
03:30	0	0	0	0	0	0	0	0	0	0	0	0	0	0
03:45	0	0	1	0	0	0	0	0	0	0	0	0	0	1
04:00	0	0	0	0	0	0	0	0	0	0	0	0	0	0
04:15	0	0	0	0	0	0	0	0	0	0	0	0	0	0
04:30	0	0	0	0	0	0	0	0	0	0	0	0	0	0
04:45	0	0	0	0	0	0	0	0	0	0	0	0	0	0
05:00	0	0	0	0	0	1	0	0	0	0	0	0	0	1
05:15	0	0	1	0	0	0	0	0	0	0	0	0	0	1
05:30	0	0	0	0	0	0	0	0	0	0	0	0	0	0
05:45	0	1	0	0	0	0	0	0	0	0	0	0	0	1
06:00	0	0	0	0	0	0	0	0	0	0	0	0	0	0
06:15	0	0	0	0	0	0	0	0	0	0	0	0	0	0
06:30	0	0	0	0	0	0	0	0	0	0	0	0	0	0
06:45	0	0	0	0	0	0	0	0	0	0	0	0	0	0
07:00	0	0	0	0	0	0	0	0	0	0	0	0	0	0
07:15	0	0	1	0	0	0	0	0	0	0	0	0	0	1
07:30	0	0	0	0	0	0	0	0	0	0	0	0	0	0
07:45	0	0	1	1	0	0	0	0	0	0	0	0	0	2
08:00	1	0	1	0	0	0	0	0	0	0	0	0	0	2
08:15	0	0	1	0	0	0	0	0	0	0	0	0	0	1
08:30	0	0	1	0	0	0	0	0	0	0	0	0	0	1
08:45	0	0	0	0	0	0	0	0	0	0	0	0	0	0
09:00	0	0	1	0	1	0	0	0	0	0	0	0	0	2
09:15	0	0	0	0	0	0	0	0	0	0	0	0	0	0
09:30	0	0	0	0	0	0	0	0	0	0	0	0	0	0
09:45	0	1	1	0	0	0	0	0	0	0	0	0	0	2
10:00	0	0	0	1	1	0	0	0	0	0	0	0	0	2
10:15	0	0	0	0	0	0	0	0	0	0	0	0	0	0
10:30	0	0	0	0	0	0	0	0	0	0	0	0	0	0
10:45	0	0	0	0	0	0	0	0	0	0	0	0	0	0
11:00	0	0	0	1	0	0	0	0	0	0	0	0	0	1
11:15	0	0	0	0	0	0	0	0	0	0	0	0	0	0
11:30	0	0	2	0	1	0	0	0	0	0	0	0	0	3
11:45	0	0	1	0	0	0	0	0	0	0	0	0	0	1
12:00 PM	0	0	0	0	0	0	0	0	0	0	0	0	0	0
12:15	0	0	1	0	0	0	0	0	0	0	0	0	0	1
12:30	0	1	0	0	0	0	0	0	0	0	0	0	0	1
12:45	0	1	0	2	0	0	0	0	0	0	0	0	0	3
13:00	0	0	0	1	0	0	0	0	0	0	0	0	0	1
13:15	0	0	0	3	0	0	0	0	0	0	0	0	0	3
13:30	1	0	0	0	0	0	0	0	0	0	0	0	0	1
13:45	1	0	1	1	0	0	0	0	0	0	0	0	0	3
14:00	0	1	0	0	1	0	0	0	0	0	0	0	0	2
14:15	0	0	1	1	1	0	0	0	0	0	0	0	0	3
14:30	0	0	3	0	1	0	0	0	0	0	0	0	0	4
14:45	0	0	2	0	0	0	0	0	0	0	0	0	0	2
15:00	0	1	0	0	1	0	0	0	0	0	0	0	0	2
15:15	0	0	0	1	1	0	0	0	0	0	0	0	0	2
15:30	0	0	0	1	0	0	0	0	0	0	0	0	0	1
15:45	1	1	0	0	1	0	0	0	0	0	0	0	0	3
16:00	1	1	0	0	0	0	0	0	0	0	0	0	0	2
16:15	1	0	0	1	0	0	0	0	0	0	0	0	0	2
16:30	0	0	0	0	0	0	0	0	0	0	0	0	0	0
16:45	0	1	1	0	1	0	0	0	0	0	0	0	0	3
17:00	0	0	0	1	0	0	0	0	0	0	0	0	0	1
17:15	0	0	1	1	0	0	0	0	0	0	0	0	0	2
17:30	0	1	0	1	0	0	0	0	0	0	0	0	0	2
17:45	0	2	0	2	0	0	0	0	0	0	0	0	0	4
18:00	0	0	1	2	0	0	0	0	0	0	0	0	0	3
18:15	0	0	0	0	0	0	0	0	0	0	0	0	0	0
18:30	0	1	0	1	0	0	0	0	0	0	0	0	0	2
18:45	0	0	1	0	0	0	0	0	0	0	0	0	0	1
19:00	0	1	0	0	1	0	0	0	0	0	0	0	0	2
19:15	0	0	1	0	1	0	0	0	0	0	0	0	0	2
19:30	0	0	2	0	0	0	0	0	0	0	0	0	0	2
19:45	0	0	0	1	0	0	0	0	0	0	0	0	0	1
20:00	0	0	0	1	0	0	0	0	0	0	0	0	0	1
20:15	0	0	0	1	0	0	0	0	0	0	0	0	0	1
20:30	0	0	1	0	0	0	0	0	0	0	0	0	0	1
20:45	0	0	0	0	0	0	0	0	0	0	0	0	0	0
21:00	0	0	0	0	0	0	0	0	0	0	0	0	0	0
21:15	0	0	1	0	0	0	0	0	0	0	0	0	0	1
21:30	0	0	0	0	0	0	0	0	0	0	0	0	0	0
21:45	0	0	0	1	0	0	0	0	0	0	0	0	0	1
22:00	0	0	2	0	0	0	0	0	0	0	0	0	0	2
22:15	0	0	0	0	0	0	0	0	0	0	0	0	0	0
22:30	0	0	0	0	0	0	0	0	0	0	0	0	0	0
22:45	0	0	0	0	0	0	0	0	0	0	0	0	0	0
23:00	0	0	0	0	0	0	0	0	0	0	0	0	0	0
23:15	0	0	0	0	0	0	0	0	0	0	0	0	0	0
23:30	0	0	0	0	0	0	0	0	0	0	0	0	0	0
23:45	0	0	0	0	0	0	0	0	0	0	0	0	0	0
Totals	6	14	31	26	12	1								90
% of Totals	7%	16%	34%	29%	13%	1%								100%

AM Volumes	1	2	12	3	3	1	0	0	0	0	0	0	0	22
% AM	1%	2%	13%	3%	3%	1%								24%
AM Peak Hour	07:15	05:00	07:45	07:00	08:15	04:15								07:45
Volume	1	1	4	1	1	1								6
PM Volumes	5	12	19	23	9	0	0	0	0	0	0	0	0	68
% PM	6%	13%	21%	26%	10%									76%
PM Peak Hour	15:30	17:00	14:00	12:30	13:45									13:45
Volume	3	3	6	6	3									12

Directional Peak Periods	AM 7-9			NOON 12-2			PM 4-6			Off Peak Volumes		
All Classes	Volume	⟷	%	Volume	⟷	%	Volume	⟷	%	Volume	⟷	%
	7		8%	13		14%	16		18%	54		60%

Street Name	Direction	Percentiles					
		15th	50th	Average	85th	95th	ADT
S Reese Pl	North Bound	18	24	24	30	34	90
S Reese Pl	South Bound	13	23	22	29	32	95

Prepared by National Data & Surveying Services

SPEED

S Reese Pl Bet. End Of St & W Alameda Ave

Day: Wednesday
Date: 1/19/2022

City: Burbank
Project #: CA22_020022_017s

South Bound

Time	< 15	15 - 19	20 - 24	25 - 29	30 - 34	35 - 39	40 - 44	45 - 49	50 - 54	55 - 59	60 - 64	65 - 69	70 +	Total
00:00 AM	0	0	0	0	0	0	0	0	0	0	0	0	0	0
00:15	0	0	0	0	0	0	0	0	0	0	0	0	0	0
00:30	0	0	0	0	0	0	0	0	0	0	0	0	0	0
00:45	0	0	0	0	0	0	0	0	0	0	0	0	0	0
01:00	0	0	0	0	0	0	0	0	0	0	0	0	0	0
01:15	0	0	0	0	0	0	0	0	0	0	0	0	0	0
01:30	0	0	1	0	0	0	0	0	0	0	0	0	0	1
01:45	0	0	0	0	0	0	0	0	0	0	0	0	0	0
02:00	0	0	0	0	0	0	0	0	0	0	0	0	0	0
02:15	0	0	0	0	0	0	0	0	0	0	0	0	0	0
02:30	0	0	0	0	0	0	0	0	0	0	0	0	0	0
02:45	0	0	0	0	0	0	0	0	0	0	0	0	0	0
03:00	0	0	1	0	0	0	0	0	0	0	0	0	0	1
03:15	0	0	0	0	0	0	0	0	0	0	0	0	0	0
03:30	0	0	0	0	0	0	0	0	0	0	0	0	0	0
03:45	0	0	0	0	0	0	0	0	0	0	0	0	0	0
04:00	0	0	0	0	0	0	0	0	0	0	0	0	0	0
04:15	0	0	0	0	0	0	0	0	0	0	0	0	0	0
04:30	0	0	0	0	0	0	0	0	0	0	0	0	0	0
04:45	0	0	0	0	0	0	0	0	0	0	0	0	0	0
05:00	0	0	0	0	0	1	0	0	0	0	0	0	0	1
05:15	0	0	0	0	0	0	0	0	0	0	0	0	0	0
05:30	0	0	0	0	0	0	0	0	0	0	0	0	0	0
05:45	0	0	0	1	0	0	0	0	0	0	0	0	0	1
06:00	0	0	0	0	0	0	0	0	0	0	0	0	0	0
06:15	0	0	0	1	0	0	0	0	0	0	0	0	0	1
06:30	0	0	0	0	0	0	0	0	0	0	0	0	0	0
06:45	0	0	0	0	0	0	0	0	0	0	0	0	0	0
07:00	0	0	0	0	0	0	0	0	0	0	0	0	0	0
07:15	0	0	0	0	1	0	0	0	0	0	0	0	0	1
07:30	1	0	1	1	0	0	0	0	0	0	0	0	0	3
07:45	1	1	0	1	0	0	0	0	0	0	0	0	0	3
08:00	0	0	2	0	0	0	0	0	0	0	0	0	0	2
08:15	0	1	1	0	1	0	0	0	0	0	0	0	0	3
08:30	1	1	0	0	0	0	0	0	0	0	0	0	0	2
08:45	0	0	0	0	0	0	0	0	0	0	0	0	0	0
09:00	1	0	1	0	1	0	0	0	0	0	0	0	0	3
09:15	0	0	0	0	0	0	0	0	0	0	0	0	0	0
09:30	0	0	0	0	0	0	0	0	0	0	0	0	0	0
09:45	0	1	0	1	0	0	0	0	0	0	0	0	0	2
10:00	0	2	0	0	0	0	0	0	0	0	0	0	0	2
10:15	0	0	0	2	0	0	0	0	0	0	0	0	0	2
10:30	0	0	0	0	0	0	0	0	0	0	0	0	0	0
10:45	0	0	0	0	0	0	0	0	0	0	0	0	0	0
11:00	0	0	0	0	0	0	0	0	0	0	0	0	0	0
11:15	0	0	0	1	0	0	0	0	0	0	0	0	0	1
11:30	0	0	0	0	0	0	0	0	0	0	0	0	0	0
11:45	0	0	1	0	0	0	0	0	0	0	0	0	0	1
12:00 PM	0	0	0	0	0	0	0	0	0	0	0	0	0	0
12:15	1	0	1	1	0	0	0	0	0	0	0	0	0	3
12:30	1	0	1	1	0	0	0	0	0	0	0	0	0	3
12:45	1	0	0	1	0	0	0	0	0	0	0	0	0	2
13:00	0	1	0	0	0	0	0	0	0	0	0	0	0	1
13:15	0	0	0	1	0	0	0	0	0	0	0	0	0	1
13:30	0	1	1	0	0	0	0	0	0	0	0	0	0	2
13:45	1	1	0	1	0	0	0	0	0	0	0	0	0	3
14:00	1	0	2	0	0	0	0	0	0	0	0	0	0	3
14:15	0	3	1	0	0	0	0	0	0	0	0	0	0	4
14:30	1	1	3	0	0	0	0	0	0	0	0	0	0	5
14:45	0	0	1	2	0	0	0	0	0	0	0	0	0	3
15:00	0	0	0	0	1	0	0	0	0	0	0	0	0	1
15:15	0	0	1	1	0	0	0	0	0	0	0	0	0	2
15:30	1	0	0	0	0	0	0	0	0	0	0	0	0	1
15:45	1	0	0	1	0	0	0	0	0	0	0	0	0	2
16:00	1	0	0	0	0	0	0	0	0	0	0	0	0	1
16:15	0	0	0	0	0	0	0	0	0	0	0	0	0	0
16:30	0	0	0	0	0	0	0	0	0	0	0	0	0	0
16:45	1	1	0	0	0	0	0	0	0	0	0	0	0	2
17:00	0	0	0	0	0	0	0	0	0	0	0	0	0	0
17:15	0	0	0	1	1	0	0	0	0	0	0	0	0	2
17:30	0	0	1	0	0	0	0	0	0	0	0	0	0	1
17:45	1	0	1	2	1	0	0	0	0	0	0	0	0	5
18:00	1	1	1	0	0	0	0	0	0	0	0	0	0	3
18:15	0	0	0	2	0	0	0	0	0	0	0	0	0	2
18:30	0	0	0	0	0	0	0	0	0	0	0	0	0	0
18:45	0	0	0	0	0	0	0	0	0	0	0	0	0	0
19:00	0	0	1	0	0	0	0	0	0	0	0	0	0	1
19:15	0	0	0	1	0	0	0	0	0	0	0	0	0	1
19:30	0	0	0	0	0	0	0	0	0	0	0	0	0	0
19:45	1	0	2	0	0	0	0	0	0	0	0	0	0	3
20:00	0	0	0	2	0	0	0	0	0	0	0	0	0	2
20:15	0	0	0	0	0	0	0	0	0	0	0	0	0	0
20:30	0	0	0	0	0	0	0	0	0	0	0	0	0	0
20:45	0	0	0	0	0	0	0	0	0	0	0	0	0	0
21:00	0	0	0	0	0	0	0	0	0	0	0	0	0	0
21:15	0	0	0	0	0	0	0	0	0	0	0	0	0	0
21:30	0	0	0	0	0	0	0	0	0	0	0	0	0	0
21:45	0	0	1	1	0	0	0	0	0	0	0	0	0	2
22:00	0	0	3	1	0	0	0	0	0	0	0	0	0	4
22:15	0	0	0	0	0	0	0	0	0	0	0	0	0	0
22:30	0	0	0	0	0	0	0	0	0	0	0	0	0	0
22:45	0	0	0	0	0	0	0	0	0	0	0	0	0	0
23:00	0	0	0	0	0	0	0	0	0	0	0	0	0	0
23:15	0	0	0	0	0	0	0	0	0	0	0	0	0	0
23:30	0	0	0	0	0	0	0	0	0	0	0	0	0	0
23:45	0	0	0	0	0	0	0	0	0	0	0	0	0	0
Totals	17	15	29	27	6	1								95
% of Totals	18%	16%	31%	28%	6%	1%								100%

AM Volumes	4	6	8	8	3	1	0	0	0	0	0	0	0	30
% AM	4%	6%	8%	8%	3%	1%								32%
AM Peak Hour	07:00	07:45	07:30	09:30	08:15	04:15								07:30
Volume	2	3	4	3	2	1								11
PM Volumes	13	9	21	19	3	0	0	0	0	0	0	0	0	65
% PM	14%	9%	22%	20%	3%									68%
PM Peak Hour	12:00	13:30	14:00	17:30	17:00									13:45
Volume	3	5	7	4	2									15

Directional Peak Periods	AM 7-9			NOON 12-2			PM 4-6			Off Peak Volumes		
All Classes	Volume	↔	%	Volume	↔	%	Volume	↔	%	Volume	↔	%
	14	↔	15%	15	↔	16%	11	↔	12%	55	↔	58%

Street Name	Direction	Percentiles					
		15th	50th	Average	85th	95th	ADT
S Reese Pl	North Bound	18	24	24	30	34	90
S Reese Pl	South Bound	13	23	22	29	32	95

Prepared by National Data & Surveying Services

SPEED

S Reese Pl Bet. End Of St & W Alameda Ave

Day: Wednesday
Date: 1/19/2022

City: Burbank
Project #: CA22_020022_017

Summary

Time	< 15	15 - 19	20 - 24	25 - 29	30 - 34	35 - 39	40 - 44	45 - 49	50 - 54	55 - 59	60 - 64	65 - 69	70 +	Total
00:00 AM	0	0	0	0	0	0	0	0	0	0	0	0	0	0
00:15	0	0	0	0	0	0	0	0	0	0	0	0	0	0
00:30	0	0	0	0	0	0	0	0	0	0	0	0	0	0
00:45	0	0	0	0	0	0	0	0	0	0	0	0	0	0
01:00	0	0	0	0	0	0	0	0	0	0	0	0	0	0
01:15	0	0	0	0	0	0	0	0	0	0	0	0	0	0
01:30	0	0	1	0	0	0	0	0	0	0	0	0	0	1
01:45	0	0	0	0	0	0	0	0	0	0	0	0	0	0
02:00	0	0	0	0	0	0	0	0	0	0	0	0	0	0
02:15	0	0	0	0	0	0	0	0	0	0	0	0	0	0
02:30	0	0	0	0	0	0	0	0	0	0	0	0	0	0
02:45	0	0	0	0	0	0	0	0	0	0	0	0	0	0
03:00	0	0	1	0	0	0	0	0	0	0	0	0	0	1
03:15	0	0	0	0	0	0	0	0	0	0	0	0	0	0
03:30	0	0	0	0	0	0	0	0	0	0	0	0	0	0
03:45	0	0	1	0	0	0	0	0	0	0	0	0	0	1
04:00	0	0	0	0	0	0	0	0	0	0	0	0	0	0
04:15	0	0	0	0	0	0	0	0	0	0	0	0	0	0
04:30	0	0	0	0	0	0	0	0	0	0	0	0	0	0
04:45	0	0	0	0	0	0	0	0	0	0	0	0	0	0
05:00	0	0	0	0	0	2	0	0	0	0	0	0	0	2
05:15	0	0	1	0	0	0	0	0	0	0	0	0	0	1
05:30	0	0	0	0	0	0	0	0	0	0	0	0	0	0
05:45	0	1	0	1	0	0	0	0	0	0	0	0	0	2
06:00	0	0	0	0	0	0	0	0	0	0	0	0	0	0
06:15	0	0	0	1	0	0	0	0	0	0	0	0	0	1
06:30	0	0	0	0	0	0	0	0	0	0	0	0	0	0
06:45	0	0	0	0	0	0	0	0	0	0	0	0	0	0
07:00	0	0	0	0	0	0	0	0	0	0	0	0	0	0
07:15	0	0	1	0	1	0	0	0	0	0	0	0	0	2
07:30	1	0	1	1	0	0	0	0	0	0	0	0	0	3
07:45	1	1	1	2	0	0	0	0	0	0	0	0	0	5
08:00	1	0	3	0	0	0	0	0	0	0	0	0	0	4
08:15	0	1	2	0	1	0	0	0	0	0	0	0	0	4
08:30	1	1	1	0	0	0	0	0	0	0	0	0	0	3
08:45	0	0	0	0	0	0	0	0	0	0	0	0	0	0
09:00	1	0	2	0	2	0	0	0	0	0	0	0	0	5
09:15	0	0	0	0	0	0	0	0	0	0	0	0	0	0
09:30	0	0	0	0	0	0	0	0	0	0	0	0	0	0
09:45	0	2	1	1	0	0	0	0	0	0	0	0	0	4
10:00	0	2	0	1	1	0	0	0	0	0	0	0	0	4
10:15	0	0	0	2	0	0	0	0	0	0	0	0	0	2
10:30	0	0	0	0	0	0	0	0	0	0	0	0	0	0
10:45	0	0	0	0	0	0	0	0	0	0	0	0	0	0
11:00	0	0	0	1	0	0	0	0	0	0	0	0	0	1
11:15	0	0	0	1	0	0	0	0	0	0	0	0	0	1
11:30	0	0	2	0	1	0	0	0	0	0	0	0	0	3
11:45	0	0	2	0	0	0	0	0	0	0	0	0	0	2
12:00 PM	0	0	0	0	0	0	0	0	0	0	0	0	0	0
12:15	1	0	2	1	0	0	0	0	0	0	0	0	0	4
12:30	1	1	1	1	0	0	0	0	0	0	0	0	0	4
12:45	1	1	0	3	0	0	0	0	0	0	0	0	0	5
13:00	0	1	0	1	0	0	0	0	0	0	0	0	0	2
13:15	0	0	0	4	0	0	0	0	0	0	0	0	0	4
13:30	1	1	1	0	0	0	0	0	0	0	0	0	0	3
13:45	2	1	1	2	0	0	0	0	0	0	0	0	0	6
14:00	1	1	2	0	1	0	0	0	0	0	0	0	0	5
14:15	0	3	2	1	1	0	0	0	0	0	0	0	0	7
14:30	1	1	6	0	1	0	0	0	0	0	0	0	0	9
14:45	0	0	3	2	0	0	0	0	0	0	0	0	0	5
15:00	0	1	0	0	2	0	0	0	0	0	0	0	0	3
15:15	0	0	1	2	1	0	0	0	0	0	0	0	0	4
15:30	1	0	0	1	0	0	0	0	0	0	0	0	0	2
15:45	2	1	0	1	1	0	0	0	0	0	0	0	0	5
16:00	2	1	0	0	0	0	0	0	0	0	0	0	0	3
16:15	1	0	0	1	0	0	0	0	0	0	0	0	0	2
16:30	0	0	0	0	0	0	0	0	0	0	0	0	0	0
16:45	1	2	1	0	1	0	0	0	0	0	0	0	0	5
17:00	0	0	0	1	0	0	0	0	0	0	0	0	0	1
17:15	0	0	1	2	1	0	0	0	0	0	0	0	0	4
17:30	0	1	1	1	0	0	0	0	0	0	0	0	0	3
17:45	1	2	1	4	1	0	0	0	0	0	0	0	0	9
18:00	1	1	2	2	0	0	0	0	0	0	0	0	0	6
18:15	0	0	0	2	0	0	0	0	0	0	0	0	0	2
18:30	0	1	0	1	0	0	0	0	0	0	0	0	0	2
18:45	0	0	1	0	0	0	0	0	0	0	0	0	0	1
19:00	0	1	1	0	1	0	0	0	0	0	0	0	0	3
19:15	0	0	1	1	1	0	0	0	0	0	0	0	0	3
19:30	0	0	2	0	0	0	0	0	0	0	0	0	0	2
19:45	1	0	2	1	0	0	0	0	0	0	0	0	0	4
20:00	0	0	0	3	0	0	0	0	0	0	0	0	0	3
20:15	0	0	0	1	0	0	0	0	0	0	0	0	0	1
20:30	0	0	1	0	0	0	0	0	0	0	0	0	0	1
20:45	0	0	0	0	0	0	0	0	0	0	0	0	0	0
21:00	0	0	0	0	0	0	0	0	0	0	0	0	0	0
21:15	0	0	1	0	0	0	0	0	0	0	0	0	0	1
21:30	0	0	0	0	0	0	0	0	0	0	0	0	0	0
21:45	0	0	1	2	0	0	0	0	0	0	0	0	0	3
22:00	0	0	5	1	0	0	0	0	0	0	0	0	0	6
22:15	0	0	0	0	0	0	0	0	0	0	0	0	0	0
22:30	0	0	0	0	0	0	0	0	0	0	0	0	0	0
22:45	0	0	0	0	0	0	0	0	0	0	0	0	0	0
23:00	0	0	0	0	0	0	0	0	0	0	0	0	0	0
23:15	0	0	0	0	0	0	0	0	0	0	0	0	0	0
23:30	0	0	0	0	0	0	0	0	0	0	0	0	0	0
23:45	0	0	0	0	0	0	0	0	0	0	0	0	0	0
Totals	23	29	60	53	18	2								185
% of Totals	12%	16%	32%	29%	10%	1%								100%

AM Volumes	5	8	20	11	6	2	0	0	0	0	0	0	0	52
% AM	3%	4%	11%	6%	3%	1%								28%
AM Peak Hour	07:15	09:15	07:30	09:30	08:15	04:15								07:30
Volume	3	4	7	4	3	2								16
PM Volumes	18	21	40	42	12	0	0	0	0	0	0	0	0	133
% PM	10%	11%	22%	23%	6%									72%
PM Peak Hour	15:30	13:30	14:00	12:30	14:15									13:45
Volume	6	6	13	9	4									27

Directional Peak Periods	AM 7-9			NOON 12-2			PM 4-6			Off Peak Volumes		
All Classes	Volume	⟷	%	Volume	⟷	%	Volume	⟷	%	Volume	⟷	%
	21		11%	28		15%	27		15%	109		59%

Street Name	Direction	Percentiles					
		15th	50th	Average	85th	95th	ADT
S Reese Pl	Summary	16	23	23	29	33	185

Prepared by National Data & Surveying Services

SPEED

S Reese Pl Bet. End Of St & W Alameda Ave

Day: Wednesday
Date: 1/19/2022

City: Burbank
Project #: CA22_020022_017n

North Bound

Time	< 15	15 - 19	20 - 24	25 - 29	30 - 34	35 - 39	40 - 44	45 - 49	50 - 54	55 - 59	60 - 64	65 - 69	70 +	Total
00:00 AM	0	0	0	0	0	0	0	0	0	0	0	0	0	0
01:00	0	0	0	0	0	0	0	0	0	0	0	0	0	0
02:00	0	0	0	0	0	0	0	0	0	0	0	0	0	0
03:00	0	0	1	0	0	0	0	0	0	0	0	0	0	1
04:00	0	0	0	0	0	0	0	0	0	0	0	0	0	0
05:00	0	1	1	0	0	1	0	0	0	0	0	0	0	3
06:00	0	0	0	0	0	0	0	0	0	0	0	0	0	0
07:00	0	0	2	1	0	0	0	0	0	0	0	0	0	3
08:00	1	0	3	0	0	0	0	0	0	0	0	0	0	4
09:00	0	1	2	0	1	0	0	0	0	0	0	0	0	4
10:00	0	0	0	1	1	0	0	0	0	0	0	0	0	2
11:00	0	0	3	1	1	0	0	0	0	0	0	0	0	5
12:00 PM	0	2	1	2	0	0	0	0	0	0	0	0	0	5
13:00	2	0	1	5	0	0	0	0	0	0	0	0	0	8
14:00	0	1	6	1	3	0	0	0	0	0	0	0	0	11
15:00	1	2	0	2	3	0	0	0	0	0	0	0	0	8
16:00	2	2	1	1	1	0	0	0	0	0	0	0	0	7
17:00	0	3	1	5	0	0	0	0	0	0	0	0	0	9
18:00	0	1	2	3	0	0	0	0	0	0	0	0	0	6
19:00	0	1	3	1	2	0	0	0	0	0	0	0	0	7
20:00	0	0	1	2	0	0	0	0	0	0	0	0	0	3
21:00	0	0	1	1	0	0	0	0	0	0	0	0	0	2
22:00	0	0	2	0	0	0	0	0	0	0	0	0	0	2
23:00	0	0	0	0	0	0	0	0	0	0	0	0	0	0
Totals	6	14	31	26	12	1								90
% of Totals	7%	16%	34%	29%	13%	1%								100%

AM Volumes	1	2	12	3	3	1	0	0	0	0	0	0	0	22
% AM	1%	2%	13%	3%	3%	1%								24%
AM Peak Hour	08:00	05:00	08:00	07:00	09:00	05:00								11:00
Volume	1	1	3	1	1	1								5
PM Volumes	5	12	19	23	9	0	0	0	0	0	0	0	0	68
% PM	6%	13%	21%	26%	10%									76%
PM Peak Hour	13:00	17:00	14:00	13:00	14:00									14:00
Volume	2	3	6	5	3									11

Directional Peak Periods	AM 7-9			NOON 12-2			PM 4-6			Off Peak Volumes		
All Speeds	Volume		%	Volume		%	Volume		%	Volume		%
	7	↔	8%	13	↔	14%	16	↔	18%	54	↔	60%

Street Name	Direction	Percentiles					
		15th	50th	Average	85th	95th	ADT
S Reese Pl	North Bound	18	24	24	30	34	90
S Reese Pl	South Bound	13	23	22	29	32	95

Prepared by National Data & Surveying Services

SPEED

S Reese Pl Bet. End Of St & W Alameda Ave

Day: Wednesday
Date: 1/19/2022

City: Burbank
Project #: CA22_020022_017s

South Bound

Time	< 15	15 - 19	20 - 24	25 - 29	30 - 34	35 - 39	40 - 44	45 - 49	50 - 54	55 - 59	60 - 64	65 - 69	70 +	Total
00:00 AM	0	0	0	0	0	0	0	0	0	0	0	0	0	0
01:00	0	0	1	0	0	0	0	0	0	0	0	0	0	1
02:00	0	0	0	0	0	0	0	0	0	0	0	0	0	0
03:00	0	0	1	0	0	0	0	0	0	0	0	0	0	1
04:00	0	0	0	0	0	0	0	0	0	0	0	0	0	0
05:00	0	0	0	1	0	1	0	0	0	0	0	0	0	2
06:00	0	0	0	1	0	0	0	0	0	0	0	0	0	1
07:00	2	1	1	2	1	0	0	0	0	0	0	0	0	7
08:00	1	2	3	0	1	0	0	0	0	0	0	0	0	7
09:00	1	1	1	1	1	0	0	0	0	0	0	0	0	5
10:00	0	2	0	2	0	0	0	0	0	0	0	0	0	4
11:00	0	0	1	1	0	0	0	0	0	0	0	0	0	2
12:00 PM	3	0	2	3	0	0	0	0	0	0	0	0	0	8
13:00	1	3	1	2	0	0	0	0	0	0	0	0	0	7
14:00	2	4	7	2	0	0	0	0	0	0	0	0	0	15
15:00	2	0	1	2	1	0	0	0	0	0	0	0	0	6
16:00	2	1	0	0	0	0	0	0	0	0	0	0	0	3
17:00	1	0	2	3	2	0	0	0	0	0	0	0	0	8
18:00	1	1	1	2	0	0	0	0	0	0	0	0	0	5
19:00	1	0	3	1	0	0	0	0	0	0	0	0	0	5
20:00	0	0	0	2	0	0	0	0	0	0	0	0	0	2
21:00	0	0	1	1	0	0	0	0	0	0	0	0	0	2
22:00	0	0	3	1	0	0	0	0	0	0	0	0	0	4
23:00	0	0	0	0	0	0	0	0	0	0	0	0	0	0
Totals	17	15	29	27	6	1								95
% of Totals	18%	16%	31%	28%	6%	1%								100%

AM Volumes	4	6	8	8	3	1	0	0	0	0	0	0	0	30
% AM	4%	6%	8%	8%	3%	1%								32%
AM Peak Hour	07:00	08:00	08:00	07:00	07:00	05:00								07:00
Volume	2	2	3	2	1	1								7
PM Volumes	13	9	21	19	3	0	0	0	0	0	0	0	0	65
% PM	14%	9%	22%	20%	3%									68%
PM Peak Hour	12:00	14:00	14:00	12:00	17:00									14:00
Volume	3	4	7	3	2									15

Directional Peak Periods	AM 7-9			NOON 12-2			PM 4-6			Off Peak Volumes		
All Speeds	Volume		%	Volume		%	Volume		%	Volume		%
	14	↔	15%	15	↔	16%	11	↔	12%	55	↔	58%

Street Name	Direction	Percentiles					
		15th	50th	Average	85th	95th	ADT
S Reese Pl	North Bound	18	24	24	30	34	90
S Reese Pl	South Bound	13	23	22	29	32	95

Prepared by National Data & Surveying Services

SPEED

S Reese Pl Bet. End Of St & W Alameda Ave

Day: Wednesday
Date: 1/19/2022

City: Burbank
Project #: CA22_020022_017

Summary

Time	< 15	15 - 19	20 - 24	25 - 29	30 - 34	35 - 39	40 - 44	45 - 49	50 - 54	55 - 59	60 - 64	65 - 69	70 +	Total
00:00 AM	0	0	0	0	0	0	0	0	0	0	0	0	0	0
01:00	0	0	1	0	0	0	0	0	0	0	0	0	0	1
02:00	0	0	0	0	0	0	0	0	0	0	0	0	0	0
03:00	0	0	2	0	0	0	0	0	0	0	0	0	0	2
04:00	0	0	0	0	0	0	0	0	0	0	0	0	0	0
05:00	0	1	1	1	0	2	0	0	0	0	0	0	0	5
06:00	0	0	0	1	0	0	0	0	0	0	0	0	0	1
07:00	2	1	3	3	1	0	0	0	0	0	0	0	0	10
08:00	2	2	6	0	1	0	0	0	0	0	0	0	0	11
09:00	1	2	3	1	2	0	0	0	0	0	0	0	0	9
10:00	0	2	0	3	1	0	0	0	0	0	0	0	0	6
11:00	0	0	4	2	1	0	0	0	0	0	0	0	0	7
12:00 PM	3	2	3	5	0	0	0	0	0	0	0	0	0	13
13:00	3	3	2	7	0	0	0	0	0	0	0	0	0	15
14:00	2	5	13	3	3	0	0	0	0	0	0	0	0	26
15:00	3	2	1	4	4	0	0	0	0	0	0	0	0	14
16:00	4	3	1	1	1	0	0	0	0	0	0	0	0	10
17:00	1	3	3	8	2	0	0	0	0	0	0	0	0	17
18:00	1	2	3	5	0	0	0	0	0	0	0	0	0	11
19:00	1	1	6	2	2	0	0	0	0	0	0	0	0	12
20:00	0	0	1	4	0	0	0	0	0	0	0	0	0	5
21:00	0	0	2	2	0	0	0	0	0	0	0	0	0	4
22:00	0	0	5	1	0	0	0	0	0	0	0	0	0	6
23:00	0	0	0	0	0	0	0	0	0	0	0	0	0	0
Totals	23	29	60	53	18	2								185
% of Totals	12%	16%	32%	29%	10%	1%								100%

AM Volumes	5	8	20	11	6	2	0	0	0	0	0	0	0	52
% AM	3%	4%	11%	6%	3%	1%								28%
AM Peak Hour	07:00	08:00	08:00	07:00	09:00	05:00								08:00
Volume	2	2	6	3	2	2								11
PM Volumes	18	21	40	42	12	0	0	0	0	0	0	0	0	133
% PM	10%	11%	22%	23%	6%									72%
PM Peak Hour	16:00	14:00	14:00	17:00	15:00									14:00
Volume	4	5	13	8	4									26

Directional Peak Periods	AM 7-9			NOON 12-2			PM 4-6			Off Peak Volumes		
All Speeds	Volume		%	Volume		%	Volume		%	Volume		%
	21	↔	11%	28	↔	15%	27	↔	15%	109	↔	59%

Street Name	Direction	Percentiles					
		15th	50th	Average	85th	95th	ADT
S Reese Pl	Summary	16	23	23	29	33	185

Prepared by NDS/ATD

Prepared by National Data & Surveying Services

VOLUME

S Reese Pl Bet. End Of St & W Alameda Ave

Day: Wednesday
Date: 1/19/2022

City: Burbank
Project #: CA22_020022_017

DAILY TOTALS	NB	SB	EB	WB	Total
	90	95	0	0	185

AM Period	NB		SB		EB		WB		TOTAL		PM Period	NB		SB		EB		WB		TOTAL	
00:00	0		0		0		0				12:00	0		0		0		0			
00:15	0		0		0		0				12:15	1		3		0		0		4	
00:30	0		0		0		0				12:30	1		3		0		0		4	
00:45	0		0		0		0				12:45	3	5	2	8	0		0		5	13
01:00	0		0		0		0				13:00	1		1		0		0		2	
01:15	0		0		0		0				13:15	3		1		0		0		4	
01:30	0		1		0		0		1		13:30	1		2		0		0		3	
01:45	0		0	1	0		0			1	13:45	3	8	3	7	0		0		6	15
02:00	0		0		0		0				14:00	2		3		0		0		5	
02:15	0		0		0		0				14:15	3		4		0		0		7	
02:30	0		0		0		0				14:30	4		5		0		0		9	
02:45	0		0		0		0				14:45	2	11	3	15	0		0		5	26
03:00	0		1		0		0		1		15:00	2		1		0		0		3	
03:15	0		0		0		0				15:15	2		2		0		0		4	
03:30	0		0		0		0				15:30	1		1		0		0		2	
03:45	1	1	0	1	0		0		1	2	15:45	3	8	2	6	0		0		5	14
04:00	0		0		0		0				16:00	2		1		0		0		3	
04:15	0		0		0		0				16:15	2		0		0		0		2	
04:30	0		0		0		0				16:30	0		0		0		0			
04:45	0		0		0		0				16:45	3	7	2	3	0		0		5	10
05:00	1		1		0		0		2		17:00	1		0		0		0		1	
05:15	1		0		0		0		1		17:15	2		2		0		0		4	
05:30	0		0		0		0				17:30	2		1		0		0		3	
05:45	1	3	1	2	0		0		2	5	17:45	4	9	5	8	0		0		9	17
06:00	0		0		0		0				18:00	3		3		0		0		6	
06:15	0		1		0		0		1		18:15	0		2		0		0		2	
06:30	0		0		0		0				18:30	2		0		0		0		2	
06:45	0		0	1	0		0			1	18:45	1	6	0	5	0		0		1	11
07:00	0		0		0		0				19:00	2		1		0		0		3	
07:15	1		1		0		0		2		19:15	2		1		0		0		3	
07:30	0		3		0		0		3		19:30	2		0		0		0		2	
07:45	2	3	3	7	0		0		5	10	19:45	1	7	3	5	0		0		4	12
08:00	2		2		0		0		4		20:00	1		2		0		0		3	
08:15	1		3		0		0		4		20:15	1		0		0		0		1	
08:30	1		2		0		0		3		20:30	1		0		0		0		1	
08:45	0	4	0	7	0		0			11	20:45	0	3	0	2	0		0			5
09:00	2		3		0		0		5		21:00	0		0		0		0			
09:15	0		0		0		0				21:15	1		0		0		0		1	
09:30	0		0		0		0				21:30	0		0		0		0			
09:45	2	4	2	5	0		0		4	9	21:45	1	2	2	2	0		0		3	4
10:00	2		2		0		0		4		22:00	2		4		0		0		6	
10:15	0		2		0		0		2		22:15	0		0		0		0			
10:30	0		0		0		0				22:30	0		0		0		0			
10:45	0	2	0	4	0		0			6	22:45	0	2	0	4	0		0			6
11:00	1		0		0		0		1		23:00	0		0		0		0			
11:15	0		1		0		0		1		23:15	0		0		0		0			
11:30	3		0		0		0		3		23:30	0		0		0		0			
11:45	1	5	1	2	0		0		2	7	23:45	0		0		0		0			
TOTALS		22		30						52	TOTALS		68		65						133
SPLIT %		42.3%		57.7%						28.1%	SPLIT %		51.1%		48.9%						71.9%

DAILY TOTALS	NB	SB	EB	WB	Total
	90	95	0	0	185

AM Peak Hour	07:45	07:30			07:30	PM Peak Hour	13:45	13:45			13:45
AM Pk Volume	6	11			16	PM Pk Volume	12	15			27
Pk Hr Factor	0.750	0.917			0.800	Pk Hr Factor	0.750	0.750			0.750
7 - 9 Volume	7	14	0	0	21	4 - 6 Volume	16	11	0	0	27
7 - 9 Peak Hour	07:45	07:30			07:30	4 - 6 Peak Hour	17:00	17:00			17:00
7 - 9 Pk Volume	6	11	0	0	16	4 - 6 Pk Volume	9	8	0	0	17
Pk Hr Factor	0.750	0.917	0.000	0.000	0.800	Pk Hr Factor	0.563	0.400	0.000	0.000	0.472

Prepared by NDS/ATD

Project #: CA22_020022_017 **City:** Burbank

Location: S Reese Pl Bet. End Of St & W Alameda Ave **Date:** 1/19/2022

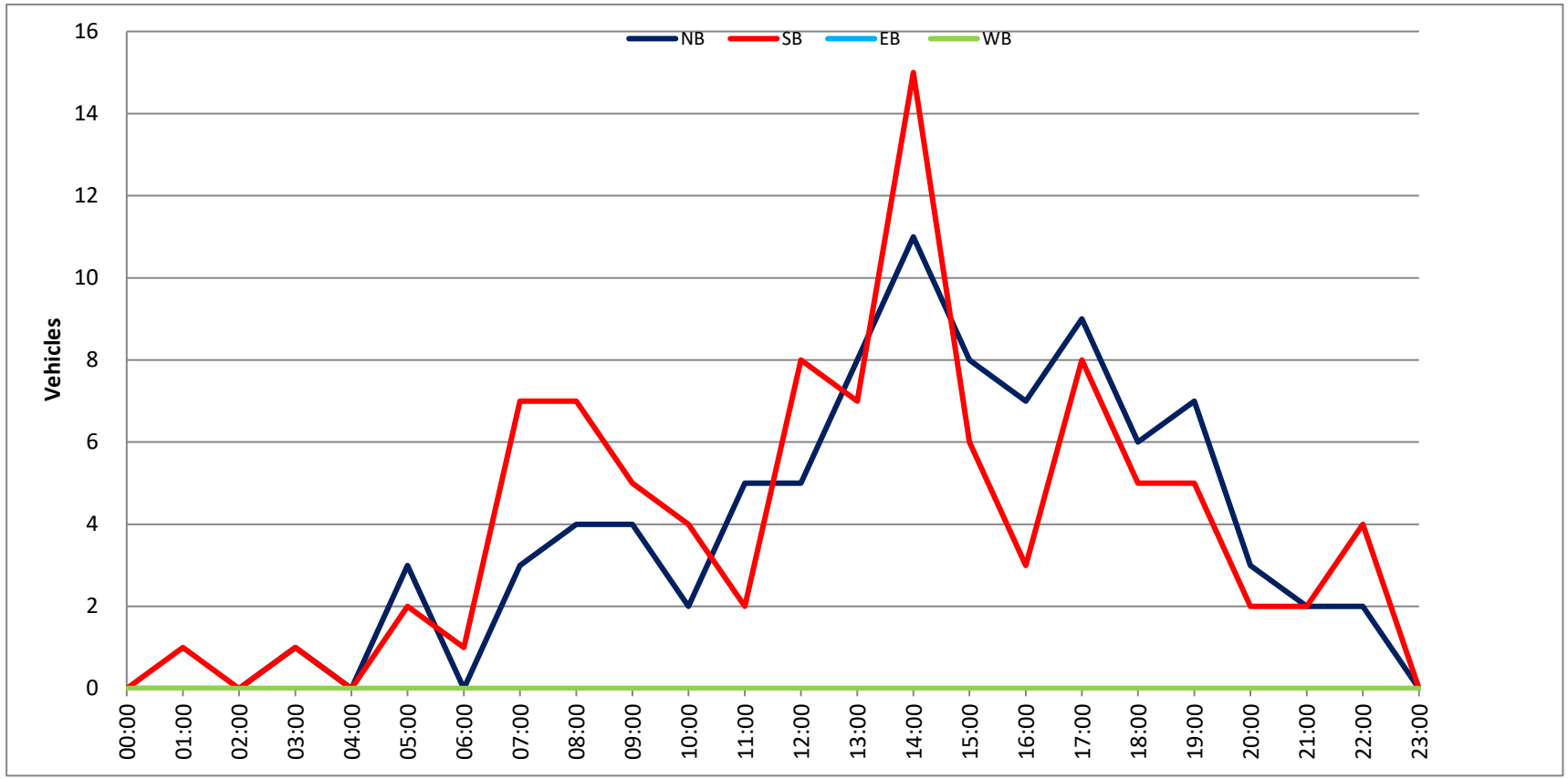

Prepared by National Data & Surveying Services

SPEED

S Reese Pl Bet. End Of St & W Alameda Ave

Day: Thursday
Date: 1/20/2022

City: Burbank
Project #: CA22_020022_017n

North Bound

Time	< 15	15 - 19	20 - 24	25 - 29	30 - 34	35 - 39	40 - 44	45 - 49	50 - 54	55 - 59	60 - 64	65 - 69	70 +	Total
00:00 AM	0	0	0	0	0	0	0	0	0	0	0	0	0	0
00:15	0	0	0	0	0	0	0	0	0	0	0	0	0	0
00:30	0	0	0	0	0	0	0	0	0	0	0	0	0	0
00:45	0	0	0	0	0	0	0	0	0	0	0	0	0	0
01:00	0	0	0	0	0	0	0	0	0	0	0	0	0	0
01:15	0	0	0	0	0	0	0	0	0	0	0	0	0	0
01:30	0	0	0	0	0	0	0	0	0	0	0	0	0	0
01:45	0	0	0	0	0	0	0	0	0	0	0	0	0	0
02:00	0	0	0	0	0	0	0	0	0	0	0	0	0	0
02:15	0	0	0	0	0	0	0	0	0	0	0	0	0	0
02:30	0	0	0	0	0	0	0	0	0	0	0	0	0	0
02:45	0	0	0	0	0	0	0	0	0	0	0	0	0	0
03:00	0	0	0	0	0	0	0	0	0	0	0	0	0	0
03:15	0	0	0	0	0	0	0	0	0	0	0	0	0	0
03:30	0	0	0	0	0	0	0	0	0	0	0	0	0	0
03:45	0	0	0	1	0	0	0	0	0	0	0	0	0	1
04:00	0	0	0	0	0	0	0	0	0	0	0	0	0	0
04:15	0	0	0	0	0	0	0	0	0	0	0	0	0	0
04:30	0	0	0	0	0	0	0	0	0	0	0	0	0	0
04:45	0	0	0	0	0	0	0	0	0	0	0	0	0	0
05:00	0	0	0	0	1	0	0	0	0	0	0	0	0	1
05:15	0	0	0	0	0	0	0	0	0	0	0	0	0	0
05:30	0	0	0	0	0	0	0	0	0	0	0	0	0	0
05:45	0	0	0	0	0	0	0	0	0	0	0	0	0	0
06:00	0	0	0	0	0	0	0	0	0	0	0	0	0	0
06:15	0	1	1	0	0	0	0	0	0	0	0	0	0	2
06:30	0	0	0	0	0	0	0	0	0	0	0	0	0	0
06:45	0	0	0	0	0	0	0	0	0	0	0	0	0	0
07:00	0	0	0	1	0	0	0	0	0	0	0	0	0	1
07:15	1	0	0	0	0	0	0	0	0	0	0	0	0	1
07:30	1	0	0	1	0	0	0	0	0	0	0	0	0	2
07:45	0	0	1	0	0	0	0	0	0	0	0	0	0	1
08:00	0	0	0	0	1	0	0	0	0	0	0	0	0	1
08:15	0	1	1	0	0	0	0	0	0	0	0	0	0	2
08:30	1	1	0	2	0	0	0	0	0	0	0	0	0	4
08:45	0	1	0	0	0	0	0	0	0	0	0	0	0	1
09:00	1	0	1	2	0	0	0	0	0	0	0	0	0	4
09:15	0	0	0	1	0	0	0	0	0	0	0	0	0	1
09:30	0	0	0	1	0	0	0	0	0	0	0	0	0	1
09:45	1	0	0	1	0	0	0	0	0	0	0	0	0	2
10:00	2	0	1	0	0	0	0	0	0	0	0	0	0	3
10:15	0	0	3	0	2	0	0	0	0	0	0	0	0	5
10:30	0	1	1	0	0	0	0	0	0	0	0	0	0	2
10:45	0	0	0	1	0	0	0	0	0	0	0	0	0	1
11:00	0	0	2	1	0	0	0	0	0	0	0	0	0	3
11:15	0	0	0	0	2	0	0	0	0	0	0	0	0	2
11:30	1	0	0	0	0	0	0	0	0	0	0	0	0	1
11:45	0	0	2	0	0	0	0	0	0	0	0	0	0	2
12:00 PM	0	0	2	0	0	0	0	0	0	0	0	0	0	2
12:15	0	0	1	0	0	0	0	0	0	0	0	0	0	1
12:30	0	0	0	1	1	0	0	0	0	0	0	0	0	2
12:45	0	0	0	1	1	0	0	0	0	0	0	0	0	2
13:00	0	1	4	1	0	0	0	0	0	0	0	0	0	6
13:15	0	0	0	0	0	0	0	0	0	0	0	0	0	0
13:30	0	2	1	0	1	0	0	0	0	0	0	0	0	4
13:45	0	1	0	0	0	0	0	0	0	0	0	0	0	1
14:00	0	0	1	0	0	2	0	0	0	0	0	0	0	3
14:15	0	0	0	0	0	0	0	0	0	0	0	0	0	0
14:30	1	0	1	0	1	0	0	0	0	0	0	0	0	3
14:45	0	1	0	0	0	0	0	0	0	0	0	0	0	1
15:00	0	0	2	2	0	0	0	0	0	0	0	0	0	4
15:15	0	1	0	0	0	0	0	0	0	0	0	0	0	1
15:30	0	0	1	0	0	0	0	0	0	0	0	0	0	1
15:45	0	2	1	1	0	0	0	0	0	0	0	0	0	4
16:00	0	0	1	1	0	0	0	0	0	0	0	0	0	2
16:15	0	1	0	1	1	0	0	0	0	0	0	0	0	3
16:30	0	0	1	0	0	0	0	0	0	0	0	0	0	1
16:45	1	1	0	0	0	0	0	0	0	0	0	0	0	2
17:00	0	0	0	2	0	0	0	0	0	0	0	0	0	2
17:15	0	0	0	0	0	0	0	0	0	0	0	0	0	0
17:30	0	0	0	2	0	1	0	0	0	0	0	0	0	3
17:45	1	1	0	0	1	0	0	0	0	0	0	0	0	3
18:00	2	0	0	1	0	0	0	0	0	0	0	0	0	3
18:15	1	0	1	0	0	0	0	0	0	0	0	0	0	2
18:30	0	0	1	0	0	0	0	0	0	0	0	0	0	1
18:45	0	1	1	0	0	0	0	0	0	0	0	0	0	2
19:00	0	0	1	1	1	0	0	0	0	0	0	0	0	3
19:15	0	0	1	1	1	0	0	0	0	0	0	0	0	3
19:30	0	0	0	0	1	0	0	0	0	0	0	0	0	1
19:45	0	0	0	1	0	0	0	0	0	0	0	0	0	1
20:00	0	0	1	0	0	0	0	0	0	0	0	0	0	1
20:15	0	0	2	0	1	0	0	0	0	0	0	0	0	3
20:30	0	0	0	0	0	0	0	0	0	0	0	0	0	0
20:45	0	0	0	0	0	0	0	0	0	0	0	0	0	0
21:00	0	0	0	0	0	0	0	0	0	0	0	0	0	0
21:15	0	0	0	1	1	0	0	0	0	0	0	0	0	2
21:30	0	0	0	0	0	0	0	0	0	0	0	0	0	0
21:45	0	0	0	0	0	0	0	0	0	0	0	0	0	0
22:00	0	0	0	0	0	0	0	0	0	0	0	0	0	0
22:15	0	0	0	0	0	0	0	0	0	0	0	0	0	0
22:30	0	0	0	0	0	0	0	0	0	0	0	0	0	0
22:45	0	0	0	0	0	0	0	0	0	0	0	0	0	0
23:00	0	0	0	0	0	0	0	0	0	0	0	0	0	0
23:15	0	0	1	1	0	0	0	0	0	0	0	0	0	2
23:30	0	0	0	0	0	0	0	0	0	0	0	0	0	0
23:45	0	0	0	0	0	0	0	0	0	0	0	0	0	0
Totals	14	17	38	30	17	3								119
% of Totals	12%	14%	32%	25%	14%	3%								100%

AM Volumes	8	5	13	12	6	0	0	0	0	0	0	0	0	44
% AM	7%	4%	11%	10%	5%									37%
AM Peak Hour	09:15	08:00	10:15	08:30	09:30									09:45
Volume	3	3	6	5	2									12
PM Volumes	6	12	25	18	11	3	0	0	0	0	0	0	0	75
% PM	5%	10%	21%	15%	9%	3%								63%
PM Peak Hour	17:30	13:00	12:15	16:45	18:45	13:15								12:45
Volume	4	4	5	4	3	2								12

Directional Peak Periods	AM 7-9			NOON 12-2			PM 4-6			Off Peak Volumes		
All Classes	Volume	⟷	%	Volume	⟷	%	Volume	⟷	%	Volume	⟷	%
	13		11%	18		15%	16		13%	72		61%

Street Name	Direction	Percentiles					
		15th	50th	Average	85th	95th	ADT
S Reese Pl	North Bound	16	24	23	31	34	119
S Reese Pl	South Bound	12	23	22	30	34	126

Prepared by National Data & Surveying Services

SPEED

S Reese Pl Bet. End Of St & W Alameda Ave

Day: Thursday
Date: 1/20/2022

City: Burbank
Project #: CA22_020022_017s

South Bound

Time	< 15	15 - 19	20 - 24	25 - 29	30 - 34	35 - 39	40 - 44	45 - 49	50 - 54	55 - 59	60 - 64	65 - 69	70 +	Total
00:00 AM	0	0	0	0	0	0	0	0	0	0	0	0	0	0
00:15	0	0	0	0	0	0	0	0	0	0	0	0	0	0
00:30	0	0	0	0	0	0	0	0	0	0	0	0	0	0
00:45	0	0	0	0	0	0	0	0	0	0	0	0	0	0
01:00	0	0	0	0	0	0	0	0	0	0	0	0	0	0
01:15	0	0	0	0	0	0	0	0	0	0	0	0	0	0
01:30	0	0	0	0	0	0	0	0	0	0	0	0	0	0
01:45	0	0	0	0	0	0	0	0	0	0	0	0	0	0
02:00	0	0	0	0	0	0	0	0	0	0	0	0	0	0
02:15	0	0	0	0	0	0	0	0	0	0	0	0	0	0
02:30	0	0	1	0	0	0	0	0	0	0	0	0	0	1
02:45	0	0	0	0	0	0	0	0	0	0	0	0	0	0
03:00	0	0	0	0	0	0	0	0	0	0	0	0	0	0
03:15	0	0	0	0	0	0	0	0	0	0	0	0	0	0
03:30	0	0	0	0	0	0	0	0	0	0	0	0	0	0
03:45	0	0	0	0	0	0	0	0	0	0	0	0	0	0
04:00	0	0	0	0	0	0	0	0	0	0	0	0	0	0
04:15	0	0	0	0	0	0	0	0	0	0	0	0	0	0
04:30	0	0	0	0	0	0	0	0	0	0	0	0	0	0
04:45	0	0	0	0	0	0	0	0	0	0	0	0	0	0
05:00	0	0	0	0	0	0	0	0	0	0	0	0	0	0
05:15	0	0	0	0	0	0	0	0	0	0	0	0	0	0
05:30	0	0	0	1	0	0	0	0	0	0	0	0	0	1
05:45	0	0	0	0	0	0	0	0	0	0	0	0	0	0
06:00	0	0	0	1	0	0	0	0	0	0	0	0	0	1
06:15	0	1	0	1	0	0	0	0	0	0	0	0	0	2
06:30	0	0	0	0	0	0	0	0	0	0	0	0	0	0
06:45	0	0	1	0	0	0	0	0	0	0	0	0	0	1
07:00	0	0	0	0	0	0	0	0	0	0	0	0	0	0
07:15	0	0	0	0	0	0	0	0	0	0	0	0	0	0
07:30	2	1	1	0	0	0	0	0	0	0	0	0	0	4
07:45	1	0	1	0	0	1	0	0	0	0	0	0	0	3
08:00	1	0	1	0	0	0	0	0	0	0	0	0	0	2
08:15	0	0	1	1	0	0	0	0	0	0	0	0	0	2
08:30	1	0	1	0	1	0	0	0	0	0	0	0	0	3
08:45	0	1	0	0	0	0	0	0	0	0	0	0	0	1
09:00	0	2	0	1	1	0	0	0	0	0	0	0	0	4
09:15	2	0	0	1	0	0	0	0	0	0	0	0	0	3
09:30	0	0	0	0	0	0	0	0	0	0	0	0	0	0
09:45	1	1	1	2	0	0	0	0	0	0	0	0	0	5
10:00	1	1	0	0	0	0	0	0	0	0	0	0	0	2
10:15	0	1	2	1	0	0	0	0	0	0	0	0	0	4
10:30	0	0	1	1	0	0	0	0	0	0	0	0	0	2
10:45	0	1	0	0	0	0	0	0	0	0	0	0	0	1
11:00	1	1	0	0	0	0	0	0	0	0	0	0	0	2
11:15	0	0	1	1	1	0	0	0	0	0	0	0	0	3
11:30	1	0	0	0	1	0	0	0	0	0	0	0	0	2
11:45	1	0	1	1	0	0	0	0	0	0	0	0	0	3
12:00 PM	0	0	1	1	0	0	0	0	0	0	0	0	0	2
12:15	1	0	0	0	0	0	0	0	0	0	0	0	0	1
12:30	0	0	0	2	0	0	0	0	0	0	0	0	0	2
12:45	0	0	0	0	1	0	0	0	0	0	0	0	0	1
13:00	2	2	1	2	0	0	0	0	0	0	0	0	0	7
13:15	1	0	0	0	0	0	0	0	0	0	0	0	0	1
13:30	1	1	2	1	0	1	0	0	0	0	0	0	0	6
13:45	1	1	0	0	1	0	0	0	0	0	0	0	0	3
14:00	1	0	1	0	0	2	0	0	0	0	0	0	0	4
14:15	1	0	0	0	0	0	0	0	0	0	0	0	0	1
14:30	0	1	0	1	0	1	0	0	0	0	0	0	0	3
14:45	2	0	1	0	0	0	0	0	0	0	0	0	0	3
15:00	0	0	0	1	0	0	0	0	0	0	0	0	0	1
15:15	0	0	0	1	0	0	0	0	0	0	0	0	0	1
15:30	0	0	1	1	0	0	0	0	0	0	0	0	0	2
15:45	1	1	0	0	0	0	0	0	0	0	0	0	0	2
16:00	0	1	0	1	1	0	0	0	0	0	0	0	0	3
16:15	0	0	0	0	0	0	0	0	0	0	0	0	0	0
16:30	0	0	1	1	0	0	0	0	0	0	0	0	0	2
16:45	1	0	1	0	0	0	0	0	0	0	0	0	0	2
17:00	0	0	0	0	1	0	0	0	0	0	0	0	0	1
17:15	0	0	0	0	0	0	0	0	0	0	0	0	0	0
17:30	0	0	1	1	1	0	0	0	0	0	0	0	0	3
17:45	1	0	2	0	0	0	0	0	0	0	0	0	0	3
18:00	0	0	1	0	0	0	0	0	0	0	0	0	0	1
18:15	1	0	0	0	0	0	0	0	0	0	0	0	0	1
18:30	0	0	1	1	0	0	0	0	0	0	0	0	0	2
18:45	0	1	0	0	0	0	0	0	0	0	0	0	0	1
19:00	0	0	0	1	0	0	0	0	0	0	0	0	0	1
19:15	0	0	1	1	0	0	0	0	0	0	0	0	0	2
19:30	0	0	0	0	0	0	0	0	0	0	0	0	0	0
19:45	0	0	0	2	0	0	0	0	0	0	0	0	0	2
20:00	0	0	0	2	0	0	0	0	0	0	0	0	0	2
20:15	0	0	1	1	1	0	0	0	0	0	0	0	0	3
20:30	0	0	0	0	0	0	0	0	0	0	0	0	0	0
20:45	0	0	0	0	0	0	0	0	0	0	0	0	0	0
21:00	0	1	0	0	0	0	0	0	0	0	0	0	0	1
21:15	0	0	0	1	0	0	0	0	0	0	0	0	0	1
21:30	0	0	0	0	0	0	0	0	0	0	0	0	0	0
21:45	0	0	0	0	0	0	0	0	0	0	0	0	0	0
22:00	0	1	0	0	0	0	0	0	0	0	0	0	0	1
22:15	0	0	0	0	0	0	0	0	0	0	0	0	0	0
22:30	0	0	0	0	0	0	0	0	0	0	0	0	0	0
22:45	0	0	0	0	0	0	0	0	0	0	0	0	0	0
23:00	0	0	0	0	1	0	0	0	0	0	0	0	0	1
23:15	0	0	0	0	1	0	0	0	0	0	0	0	0	1
23:30	0	0	0	0	0	0	0	0	0	0	0	0	0	0
23:45	0	0	0	0	0	0	0	0	0	0	0	0	0	0
Totals	26	20	29	34	12	5								126
% of Totals	21%	16%	23%	27%	10%	4%								100%

AM Volumes	12	10	13	12	4	1	0	0	0	0	0	0	0	52
% AM	10%	8%	10%	10%	3%	1%								41%
AM Peak Hour	07:15	08:15	07:30	09:00	08:15	07:00								09:45
Volume	4	3	4	4	2	1								13
PM Volumes	14	10	16	22	8	4	0	0	0	0	0	0	0	74
% PM	11%	8%	13%	17%	6%	3%								59%
PM Peak Hour	13:00	13:00	17:15	19:15	16:45	13:15								13:00
Volume	5	4	4	5	2	3								17

Directional Peak Periods	AM 7-9			NOON 12-2			PM 4-6			Off Peak Volumes		
All Classes	Volume	⟷	%	Volume	⟷	%	Volume	⟷	%	Volume	⟷	%
	15		12%	23		18%	14		11%	74		59%

Street Name	Direction	Percentiles					
		15th	50th	Average	85th	95th	ADT
S Reese Pl	North Bound	16	24	23	31	34	119
S Reese Pl	South Bound	12	23	22	30	34	126

Prepared by National Data & Surveying Services

SPEED

S Reese Pl Bet. End Of St & W Alameda Ave

Day: Thursday
Date: 1/20/2022

City: Burbank
Project #: CA22_020022_017

Summary

Time	< 15	15 - 19	20 - 24	25 - 29	30 - 34	35 - 39	40 - 44	45 - 49	50 - 54	55 - 59	60 - 64	65 - 69	70 +	Total
00:00 AM	0	0	0	0	0	0	0	0	0	0	0	0	0	0
00:15	0	0	0	0	0	0	0	0	0	0	0	0	0	0
00:30	0	0	0	0	0	0	0	0	0	0	0	0	0	0
00:45	0	0	0	0	0	0	0	0	0	0	0	0	0	0
01:00	0	0	0	0	0	0	0	0	0	0	0	0	0	0
01:15	0	0	0	0	0	0	0	0	0	0	0	0	0	0
01:30	0	0	0	0	0	0	0	0	0	0	0	0	0	0
01:45	0	0	0	0	0	0	0	0	0	0	0	0	0	0
02:00	0	0	0	0	0	0	0	0	0	0	0	0	0	0
02:15	0	0	0	0	0	0	0	0	0	0	0	0	0	0
02:30	0	0	1	0	0	0	0	0	0	0	0	0	0	1
02:45	0	0	0	0	0	0	0	0	0	0	0	0	0	0
03:00	0	0	0	0	0	0	0	0	0	0	0	0	0	0
03:15	0	0	0	0	0	0	0	0	0	0	0	0	0	0
03:30	0	0	0	0	0	0	0	0	0	0	0	0	0	0
03:45	0	0	0	1	0	0	0	0	0	0	0	0	0	1
04:00	0	0	0	0	0	0	0	0	0	0	0	0	0	0
04:15	0	0	0	0	0	0	0	0	0	0	0	0	0	0
04:30	0	0	0	0	0	0	0	0	0	0	0	0	0	0
04:45	0	0	0	0	0	0	0	0	0	0	0	0	0	0
05:00	0	0	0	0	1	0	0	0	0	0	0	0	0	1
05:15	0	0	0	0	0	0	0	0	0	0	0	0	0	0
05:30	0	0	0	1	0	0	0	0	0	0	0	0	0	1
05:45	0	0	0	0	0	0	0	0	0	0	0	0	0	0
06:00	0	0	0	1	0	0	0	0	0	0	0	0	0	1
06:15	0	2	1	1	0	0	0	0	0	0	0	0	0	4
06:30	0	0	0	0	0	0	0	0	0	0	0	0	0	0
06:45	0	0	1	0	0	0	0	0	0	0	0	0	0	1
07:00	0	0	0	1	0	0	0	0	0	0	0	0	0	1
07:15	1	0	0	0	0	0	0	0	0	0	0	0	0	1
07:30	3	1	1	1	0	0	0	0	0	0	0	0	0	6
07:45	1	0	2	0	0	1	0	0	0	0	0	0	0	4
08:00	1	0	1	0	1	0	0	0	0	0	0	0	0	3
08:15	0	1	2	1	0	0	0	0	0	0	0	0	0	4
08:30	2	1	1	2	1	0	0	0	0	0	0	0	0	7
08:45	0	2	0	0	0	0	0	0	0	0	0	0	0	2
09:00	1	2	1	3	1	0	0	0	0	0	0	0	0	8
09:15	2	0	0	2	0	0	0	0	0	0	0	0	0	4
09:30	0	0	0	1	0	0	0	0	0	0	0	0	0	1
09:45	2	1	1	3	0	0	0	0	0	0	0	0	0	7
10:00	3	1	1	0	0	0	0	0	0	0	0	0	0	5
10:15	0	1	5	1	2	0	0	0	0	0	0	0	0	9
10:30	0	1	2	1	0	0	0	0	0	0	0	0	0	4
10:45	0	1	0	1	0	0	0	0	0	0	0	0	0	2
11:00	1	1	2	1	0	0	0	0	0	0	0	0	0	5
11:15	0	0	1	1	3	0	0	0	0	0	0	0	0	5
11:30	2	0	0	0	1	0	0	0	0	0	0	0	0	3
11:45	1	0	3	1	0	0	0	0	0	0	0	0	0	5
12:00 PM	0	0	3	1	0	0	0	0	0	0	0	0	0	4
12:15	1	0	1	0	0	0	0	0	0	0	0	0	0	2
12:30	0	0	0	3	1	0	0	0	0	0	0	0	0	4
12:45	0	0	0	1	2	0	0	0	0	0	0	0	0	3
13:00	2	3	5	3	0	0	0	0	0	0	0	0	0	13
13:15	1	0	0	0	0	0	0	0	0	0	0	0	0	1
13:30	1	3	3	1	1	1	0	0	0	0	0	0	0	10
13:45	1	2	0	0	1	0	0	0	0	0	0	0	0	4
14:00	1	0	2	0	0	4	0	0	0	0	0	0	0	7
14:15	1	0	0	0	0	0	0	0	0	0	0	0	0	1
14:30	1	1	1	1	1	1	0	0	0	0	0	0	0	6
14:45	2	1	1	0	0	0	0	0	0	0	0	0	0	4
15:00	0	0	2	3	0	0	0	0	0	0	0	0	0	5
15:15	0	1	0	1	0	0	0	0	0	0	0	0	0	2
15:30	0	0	2	1	0	0	0	0	0	0	0	0	0	3
15:45	1	3	1	1	0	0	0	0	0	0	0	0	0	6
16:00	0	1	1	2	1	0	0	0	0	0	0	0	0	5
16:15	0	1	0	1	1	0	0	0	0	0	0	0	0	3
16:30	0	0	2	1	0	0	0	0	0	0	0	0	0	3
16:45	2	1	1	0	0	0	0	0	0	0	0	0	0	4
17:00	0	0	0	2	1	0	0	0	0	0	0	0	0	3
17:15	0	0	0	0	0	0	0	0	0	0	0	0	0	0
17:30	0	0	1	3	1	1	0	0	0	0	0	0	0	6
17:45	2	1	2	0	1	0	0	0	0	0	0	0	0	6
18:00	2	0	1	1	0	0	0	0	0	0	0	0	0	4
18:15	2	0	1	0	0	0	0	0	0	0	0	0	0	3
18:30	0	0	2	1	0	0	0	0	0	0	0	0	0	3
18:45	0	2	1	0	0	0	0	0	0	0	0	0	0	3
19:00	0	0	1	2	1	0	0	0	0	0	0	0	0	4
19:15	0	0	2	2	1	0	0	0	0	0	0	0	0	5
19:30	0	0	0	0	1	0	0	0	0	0	0	0	0	1
19:45	0	0	0	3	0	0	0	0	0	0	0	0	0	3
20:00	0	0	1	2	0	0	0	0	0	0	0	0	0	3
20:15	0	0	3	1	2	0	0	0	0	0	0	0	0	6
20:30	0	0	0	0	0	0	0	0	0	0	0	0	0	0
20:45	0	0	0	0	0	0	0	0	0	0	0	0	0	0
21:00	0	1	0	0	0	0	0	0	0	0	0	0	0	1
21:15	0	0	0	2	1	0	0	0	0	0	0	0	0	3
21:30	0	0	0	0	0	0	0	0	0	0	0	0	0	0
21:45	0	0	0	0	0	0	0	0	0	0	0	0	0	0
22:00	0	1	0	0	0	0	0	0	0	0	0	0	0	1
22:15	0	0	0	0	0	0	0	0	0	0	0	0	0	0
22:30	0	0	0	0	0	0	0	0	0	0	0	0	0	0
22:45	0	0	0	0	0	0	0	0	0	0	0	0	0	0
23:00	0	0	0	0	1	0	0	0	0	0	0	0	0	1
23:15	0	0	1	1	1	0	0	0	0	0	0	0	0	3
23:30	0	0	0	0	0	0	0	0	0	0	0	0	0	0
23:45	0	0	0	0	0	0	0	0	0	0	0	0	0	0
Totals	40	37	67	64	29	8								245
% of Totals	16%	15%	27%	26%	12%	3%								100%

AM Volumes	20	15	26	24	10	1	0	0	0	0	0	0	0	96
% AM	8%	6%	11%	10%	4%	0%								39%
AM Peak Hour	09:15	08:15	09:45	09:00	10:45	07:00								09:45
Volume	7	6	9	9	4	1								25
PM Volumes	20	22	41	40	19	7	0	0	0	0	0	0	0	149
% PM	8%	9%	17%	16%	8%	3%								61%
PM Peak Hour	17:30	13:00	12:45	12:15	12:00	13:15								13:00
Volume	6	8	8	7	3	5								28

Directional Peak Periods	AM 7-9			NOON 12-2			PM 4-6			Off Peak Volumes		
All Classes	Volume	⟷	%	Volume	⟷	%	Volume	⟷	%	Volume	⟷	%
	28	⟷	11%	41	⟷	17%	30	⟷	12%	146	⟷	60%

Street Name	Direction	Percentiles					
		15th	50th	Average	85th	95th	ADT
S Reese Pl	Summary	14	23	23	30	34	245

Prepared by National Data & Surveying Services

SPEED

S Reese Pl Bet. End Of St & W Alameda Ave

Day: Thursday
Date: 1/20/2022

City: Burbank
Project #: CA22_020022_017n

North Bound

Time	< 15	15 - 19	20 - 24	25 - 29	30 - 34	35 - 39	40 - 44	45 - 49	50 - 54	55 - 59	60 - 64	65 - 69	70 +	Total
00:00 AM	0	0	0	0	0	0	0	0	0	0	0	0	0	0
01:00	0	0	0	0	0	0	0	0	0	0	0	0	0	0
02:00	0	0	0	0	0	0	0	0	0	0	0	0	0	0
03:00	0	0	0	1	0	0	0	0	0	0	0	0	0	1
04:00	0	0	0	0	0	0	0	0	0	0	0	0	0	0
05:00	0	0	0	0	1	0	0	0	0	0	0	0	0	1
06:00	0	1	1	0	0	0	0	0	0	0	0	0	0	2
07:00	2	0	1	2	0	0	0	0	0	0	0	0	0	5
08:00	1	3	1	2	1	0	0	0	0	0	0	0	0	8
09:00	2	0	1	5	0	0	0	0	0	0	0	0	0	8
10:00	2	1	5	1	2	0	0	0	0	0	0	0	0	11
11:00	1	0	4	1	2	0	0	0	0	0	0	0	0	8
12:00 PM	0	0	3	2	2	0	0	0	0	0	0	0	0	7
13:00	0	4	5	1	1	0	0	0	0	0	0	0	0	11
14:00	1	1	2	0	1	2	0	0	0	0	0	0	0	7
15:00	0	3	4	3	0	0	0	0	0	0	0	0	0	10
16:00	1	2	2	2	1	0	0	0	0	0	0	0	0	8
17:00	1	1	0	4	1	1	0	0	0	0	0	0	0	8
18:00	3	1	3	1	0	0	0	0	0	0	0	0	0	8
19:00	0	0	2	3	3	0	0	0	0	0	0	0	0	8
20:00	0	0	3	0	1	0	0	0	0	0	0	0	0	4
21:00	0	0	0	1	1	0	0	0	0	0	0	0	0	2
22:00	0	0	0	0	0	0	0	0	0	0	0	0	0	0
23:00	0	0	1	1	0	0	0	0	0	0	0	0	0	2
Totals	14	17	38	30	17	3								119
% of Totals	12%	14%	32%	25%	14%	3%								100%

AM Volumes	8	5	13	12	6	0	0	0	0	0	0	0	0	44
% AM	7%	4%	11%	10%	5%									37%
AM Peak Hour	07:00	08:00	10:00	09:00	10:00									10:00
Volume	2	3	5	5	2									11
PM Volumes	6	12	25	18	11	3	0	0	0	0	0	0	0	75
% PM	5%	10%	21%	15%	9%	3%								63%
PM Peak Hour	18:00	13:00	13:00	17:00	19:00	14:00								13:00
Volume	3	4	5	4	3	2								11

Directional Peak Periods	AM 7-9			NOON 12-2			PM 4-6			Off Peak Volumes		
All Speeds	Volume		%	Volume		%	Volume		%	Volume		%
	13	↔	11%	18	↔	15%	16	↔	13%	72	↔	61%

Street Name	Direction	Percentiles					
		15th	50th	Average	85th	95th	ADT
S Reese Pl	North Bound	16	24	23	31	34	119
S Reese Pl	South Bound	12	23	22	30	34	126

Prepared by National Data & Surveying Services

SPEED

S Reese Pl Bet. End Of St & W Alameda Ave

Day: Thursday
Date: 1/20/2022

City: Burbank
Project #: CA22_020022_017s

South Bound

Time	< 15	15 - 19	20 - 24	25 - 29	30 - 34	35 - 39	40 - 44	45 - 49	50 - 54	55 - 59	60 - 64	65 - 69	70 +	Total
00:00 AM	0	0	0	0	0	0	0	0	0	0	0	0	0	0
01:00	0	0	0	0	0	0	0	0	0	0	0	0	0	0
02:00	0	0	1	0	0	0	0	0	0	0	0	0	0	1
03:00	0	0	0	0	0	0	0	0	0	0	0	0	0	0
04:00	0	0	0	0	0	0	0	0	0	0	0	0	0	0
05:00	0	0	0	1	0	0	0	0	0	0	0	0	0	1
06:00	0	1	1	2	0	0	0	0	0	0	0	0	0	4
07:00	3	1	2	0	0	1	0	0	0	0	0	0	0	7
08:00	2	1	3	1	1	0	0	0	0	0	0	0	0	8
09:00	3	3	1	4	1	0	0	0	0	0	0	0	0	12
10:00	1	3	3	2	0	0	0	0	0	0	0	0	0	9
11:00	3	1	2	2	2	0	0	0	0	0	0	0	0	10
12:00 PM	1	0	1	3	1	0	0	0	0	0	0	0	0	6
13:00	5	4	3	3	1	1	0	0	0	0	0	0	0	17
14:00	4	1	2	1	0	3	0	0	0	0	0	0	0	11
15:00	1	1	1	3	0	0	0	0	0	0	0	0	0	6
16:00	1	1	2	2	1	0	0	0	0	0	0	0	0	7
17:00	1	0	3	1	2	0	0	0	0	0	0	0	0	7
18:00	1	1	2	1	0	0	0	0	0	0	0	0	0	5
19:00	0	0	1	4	0	0	0	0	0	0	0	0	0	5
20:00	0	0	1	3	1	0	0	0	0	0	0	0	0	5
21:00	0	1	0	1	0	0	0	0	0	0	0	0	0	2
22:00	0	1	0	0	0	0	0	0	0	0	0	0	0	1
23:00	0	0	0	0	2	0	0	0	0	0	0	0	0	2
Totals	26	20	29	34	12	5								126
% of Totals	21%	16%	23%	27%	10%	4%								100%

AM Volumes	12	10	13	12	4	1	0	0	0	0	0	0	0	52
% AM	10%	8%	10%	10%	3%	1%								41%
AM Peak Hour	07:00	09:00	08:00	09:00	11:00	07:00								09:00
Volume	3	3	3	4	2	1								12
PM Volumes	14	10	16	22	8	4	0	0	0	0	0	0	0	74
% PM	11%	8%	13%	17%	6%	3%								59%
PM Peak Hour	13:00	13:00	13:00	19:00	17:00	14:00								13:00
Volume	5	4	3	4	2	3								17

Directional Peak Periods	AM 7-9			NOON 12-2			PM 4-6			Off Peak Volumes		
All Speeds	Volume	↔	%	Volume	↔	%	Volume	↔	%	Volume	↔	%
	15		12%	23		18%	14		11%	74		59%

Street Name	Direction	Percentiles					
		15th	50th	Average	85th	95th	ADT
S Reese Pl	North Bound	16	24	23	31	34	119
S Reese Pl	South Bound	12	23	22	30	34	126

Prepared by National Data & Surveying Services

SPEED

S Reese Pl Bet. End Of St & W Alameda Ave

Day: Thursday
Date: 1/20/2022

City: Burbank
Project #: CA22_020022_017

Summary

Time	< 15	15 - 19	20 - 24	25 - 29	30 - 34	35 - 39	40 - 44	45 - 49	50 - 54	55 - 59	60 - 64	65 - 69	70 +	Total
00:00 AM	0	0	0	0	0	0	0	0	0	0	0	0	0	0
01:00	0	0	0	0	0	0	0	0	0	0	0	0	0	0
02:00	0	0	1	0	0	0	0	0	0	0	0	0	0	1
03:00	0	0	0	1	0	0	0	0	0	0	0	0	0	1
04:00	0	0	0	0	0	0	0	0	0	0	0	0	0	0
05:00	0	0	0	1	1	0	0	0	0	0	0	0	0	2
06:00	0	2	2	2	0	0	0	0	0	0	0	0	0	6
07:00	5	1	3	2	0	1	0	0	0	0	0	0	0	12
08:00	3	4	4	3	2	0	0	0	0	0	0	0	0	16
09:00	5	3	2	9	1	0	0	0	0	0	0	0	0	20
10:00	3	4	8	3	2	0	0	0	0	0	0	0	0	20
11:00	4	1	6	3	4	0	0	0	0	0	0	0	0	18
12:00 PM	1	0	4	5	3	0	0	0	0	0	0	0	0	13
13:00	5	8	8	4	2	1	0	0	0	0	0	0	0	28
14:00	5	2	4	1	1	5	0	0	0	0	0	0	0	18
15:00	1	4	5	6	0	0	0	0	0	0	0	0	0	16
16:00	2	3	4	4	2	0	0	0	0	0	0	0	0	15
17:00	2	1	3	5	3	1	0	0	0	0	0	0	0	15
18:00	4	2	5	2	0	0	0	0	0	0	0	0	0	13
19:00	0	0	3	7	3	0	0	0	0	0	0	0	0	13
20:00	0	0	4	3	2	0	0	0	0	0	0	0	0	9
21:00	0	1	0	2	1	0	0	0	0	0	0	0	0	4
22:00	0	1	0	0	0	0	0	0	0	0	0	0	0	1
23:00	0	0	1	1	2	0	0	0	0	0	0	0	0	4
Totals	40	37	67	64	29	8								245
% of Totals	16%	15%	27%	26%	12%	3%								100%

AM Volumes	20	15	26	24	10	1	0	0	0	0	0	0	0	96
% AM	8%	6%	11%	10%	4%	0%								39%
AM Peak Hour	07:00	08:00	10:00	09:00	11:00	07:00								09:00
Volume	5	4	8	9	4	1								20
PM Volumes	20	22	41	40	19	7	0	0	0	0	0	0	0	149
% PM	8%	9%	17%	16%	8%	3%								61%
PM Peak Hour	13:00	13:00	13:00	19:00	12:00	14:00								13:00
Volume	5	8	8	7	3	5								28

Directional Peak Periods	AM 7-9			NOON 12-2			PM 4-6			Off Peak Volumes		
All Speeds	Volume		%	Volume		%	Volume		%	Volume		%
	28	↔	11%	41	↔	17%	30	↔	12%	146	↔	60%

Street Name	Direction	Percentiles					
		15th	50th	Average	85th	95th	ADT
S Reese Pl	Summary	14	23	23	30	34	245

Prepared by NDS/ATD

Prepared by National Data & Surveying Services

VOLUME

S Reese Pl Bet. End Of St & W Alameda Ave

Day: Thursday
Date: 1/20/2022

City: Burbank
Project #: CA22_020022_017

DAILY TOTALS	NB	SB	EB	WB	Total
	119	126	0	0	245

AM Period	NB		SB		EB	WB	TOTAL		PM Period	NB		SB		EB	WB	TOTAL	
00:00	0		0		0	0			12:00	2		2		0	0	4	
00:15	0		0		0	0			12:15	1		1		0	0	2	
00:30	0		0		0	0			12:30	2		2		0	0	4	
00:45	0		0		0	0			12:45	2	7	1	6	0	0	3	13
01:00	0		0		0	0			13:00	6		7		0	0	13	
01:15	0		0		0	0			13:15	0		1		0	0	1	
01:30	0		0		0	0			13:30	4		6		0	0	10	
01:45	0		0		0	0			13:45	1	11	3	17	0	0	4	28
02:00	0		0		0	0			14:00	3		4		0	0	7	
02:15	0		0		0	0			14:15	0		1		0	0	1	
02:30	0		1		0	0	1		14:30	3		3		0	0	6	
02:45	0		0	1	0	0		1	14:45	1	7	3	11	0	0	4	18
03:00	0		0		0	0			15:00	4		1		0	0	5	
03:15	0		0		0	0			15:15	1		1		0	0	2	
03:30	0		0		0	0			15:30	1		2		0	0	3	
03:45	1	1	0		0	0	1	1	15:45	4	10	2	6	0	0	6	16
04:00	0		0		0	0			16:00	2		3		0	0	5	
04:15	0		0		0	0			16:15	3		0		0	0	3	
04:30	0		0		0	0			16:30	1		2		0	0	3	
04:45	0		0		0	0			16:45	2	8	2	7	0	0	4	15
05:00	1		0		0	0	1		17:00	2		1		0	0	3	
05:15	0		0		0	0			17:15	0		0		0	0		
05:30	0		1		0	0	1		17:30	3		3		0	0	6	
05:45	0	1	0	1	0	0		2	17:45	3	8	3	7	0	0	6	15
06:00	0		1		0	0	1		18:00	3		1		0	0	4	
06:15	2		2		0	0	4		18:15	2		1		0	0	3	
06:30	0		0		0	0			18:30	1		2		0	0	3	
06:45	0	2	1	4	0	0	1	6	18:45	2	8	1	5	0	0	3	13
07:00	1		0		0	0	1		19:00	3		1		0	0	4	
07:15	1		0		0	0	1		19:15	3		2		0	0	5	
07:30	2		4		0	0	6		19:30	1		0		0	0	1	
07:45	1	5	3	7	0	0	4	12	19:45	1	8	2	5	0	0	3	13
08:00	1		2		0	0	3		20:00	1		2		0	0	3	
08:15	2		2		0	0	4		20:15	3		3		0	0	6	
08:30	4		3		0	0	7		20:30	0		0		0	0		
08:45	1	8	1	8	0	0	2	16	20:45	0	4	0	5	0	0		9
09:00	4		4		0	0	8		21:00	0		1		0	0	1	
09:15	1		3		0	0	4		21:15	2		1		0	0	3	
09:30	1		0		0	0	1		21:30	0		0		0	0		
09:45	2	8	5	12	0	0	7	20	21:45	0	2	0	2	0	0		4
10:00	3		2		0	0	5		22:00	0		1		0	0	1	
10:15	5		4		0	0	9		22:15	0		0		0	0		
10:30	2		2		0	0	4		22:30	0		0		0	0		
10:45	1	11	1	9	0	0	2	20	22:45	0		0	1	0	0		1
11:00	3		2		0	0	5		23:00	0		1		0	0	1	
11:15	2		3		0	0	5		23:15	2		1		0	0	3	
11:30	1		2		0	0	3		23:30	0		0		0	0		
11:45	2	8	3	10	0	0	5	18	23:45	0	2	0	2	0	0		4
TOTALS		44		52				96	TOTALS		75		74				149
SPLIT %		45.8%		54.2%				39.2%	SPLIT %		50.3%		49.7%				60.8%

DAILY TOTALS	NB	SB	EB	WB	Total
	119	126	0	0	245

AM Peak Hour	09:45	09:45			09:45	PM Peak Hour	12:45	13:00			13:00
AM Pk Volume	12	13			25	PM Pk Volume	12	17			28
Pk Hr Factor	0.600	0.650			0.694	Pk Hr Factor	0.500	0.607			0.538
7 - 9 Volume	13	15	0	0	28	4 - 6 Volume	16	14	0	0	30
7 - 9 Peak Hour	07:45	07:30			07:45	4 - 6 Peak Hour	16:00	16:00			16:00
7 - 9 Pk Volume	8	11	0	0	18	4 - 6 Pk Volume	8	7	0	0	15
Pk Hr Factor	0.500	0.688	0.000	0.000	0.643	Pk Hr Factor	0.667	0.583	0.000	0.000	0.750

Prepared by NDS/ATD

Project #: CA22_020022_017 **City:** Burbank

Location: S Reese Pl Bet. End Of St & W Alameda Ave **Date:** 1/20/2022

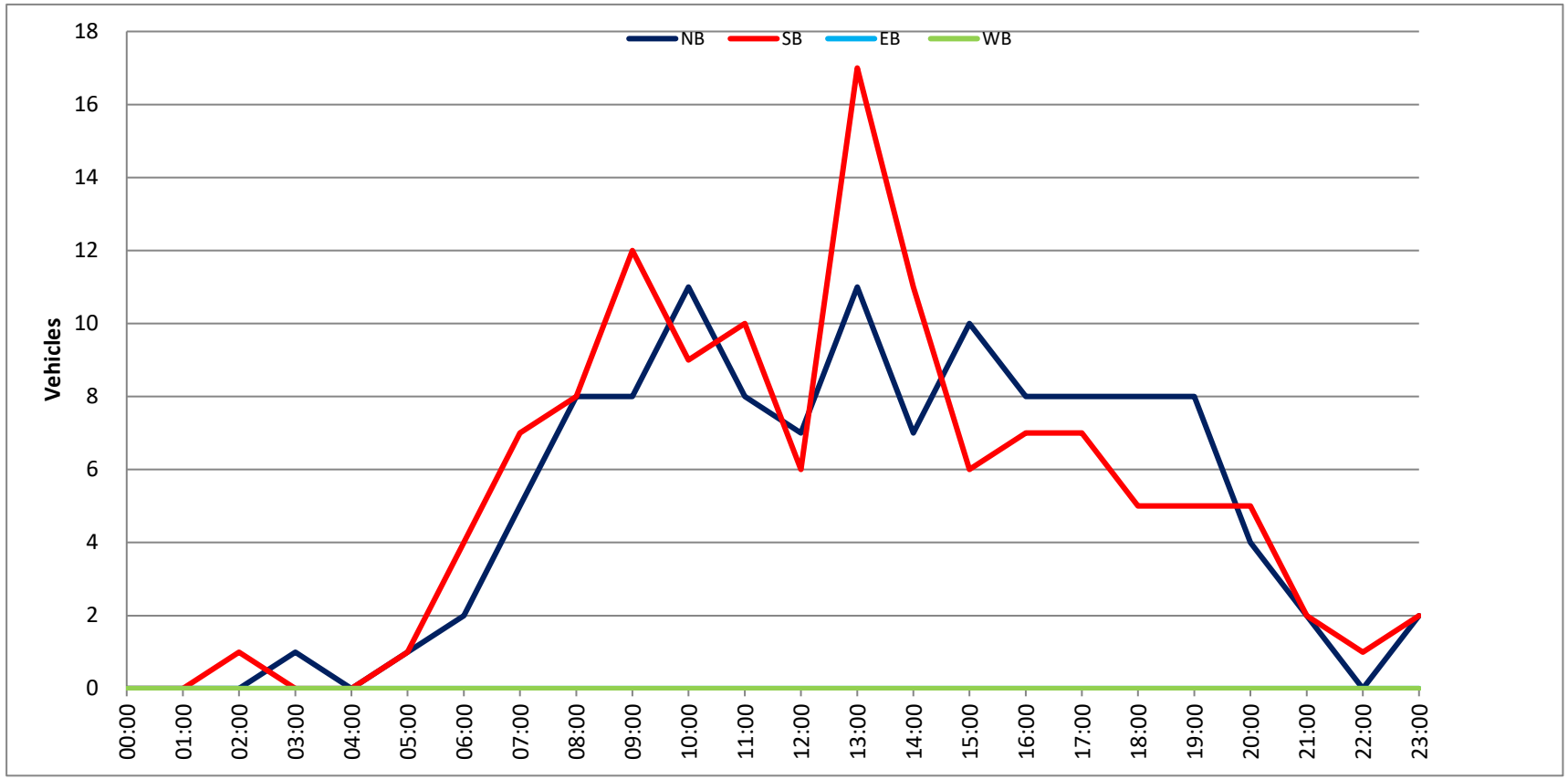

Prepared by National Data & Surveying Services

SPEED

S Reese Pl Bet. W Olive Ave & W Oak St

Day: Tuesday
Date: 1/18/2022

City: Burbank
Project #: CA22_020022_016n

North Bound

Time	< 15	15 - 19	20 - 24	25 - 29	30 - 34	35 - 39	40 - 44	45 - 49	50 - 54	55 - 59	60 - 64	65 - 69	70 +	Total
00:00 AM	0	0	0	0	0	0	0	0	0	0	0	0	0	0
00:15	0	0	0	0	0	0	0	0	0	0	0	0	0	0
00:30	0	0	0	0	0	0	0	0	0	0	0	0	0	0
00:45	0	0	0	0	0	0	0	0	0	0	0	0	0	0
01:00	0	0	0	0	0	0	0	0	0	0	0	0	0	0
01:15	0	0	0	0	0	0	0	0	0	0	0	0	0	0
01:30	0	0	0	0	0	0	0	0	0	0	0	0	0	0
01:45	0	0	0	0	0	0	0	0	0	0	0	0	0	0
02:00	0	0	0	0	0	0	0	0	0	0	0	0	0	0
02:15	0	0	0	0	0	0	0	0	0	0	0	0	0	0
02:30	0	0	0	0	0	0	0	0	0	0	0	0	0	0
02:45	0	0	0	0	0	0	0	0	0	0	0	0	0	0
03:00	0	0	0	0	0	0	0	0	0	0	0	0	0	0
03:15	0	0	0	0	0	0	0	0	0	0	0	0	0	0
03:30	0	0	0	0	0	0	0	0	0	0	0	0	0	0
03:45	0	0	0	0	0	0	0	0	0	0	0	0	0	0
04:00	0	0	0	0	0	0	0	0	0	0	0	0	0	0
04:15	0	0	0	0	0	0	0	0	0	0	0	0	0	0
04:30	0	0	0	0	0	1	0	0	0	0	0	0	0	1
04:45	0	0	0	0	0	0	0	0	0	0	0	0	0	0
05:00	0	0	0	0	0	0	0	0	0	0	0	0	0	0
05:15	0	0	0	0	1	0	0	0	0	0	0	0	0	1
05:30	0	0	0	0	0	1	0	0	0	0	0	0	0	1
05:45	0	0	0	0	0	1	0	0	0	0	0	0	0	1
06:00	0	0	0	0	0	0	0	0	0	0	0	0	0	0
06:15	0	0	0	0	0	0	0	0	0	0	0	0	0	0
06:30	0	0	0	2	1	0	0	0	0	0	0	0	0	3
06:45	0	0	0	0	0	0	0	0	0	0	0	0	0	0
07:00	0	0	0	0	0	0	0	0	0	0	0	0	0	0
07:15	0	0	1	0	1	0	0	0	0	0	0	0	0	2
07:30	0	0	0	0	0	0	0	0	0	0	0	0	0	0
07:45	0	1	0	1	0	0	0	0	0	0	0	0	0	2
08:00	0	0	1	0	0	0	0	0	0	0	0	0	0	1
08:15	0	2	0	2	1	0	1	0	0	0	0	0	0	6
08:30	0	1	2	0	0	0	0	0	0	0	0	0	0	3
08:45	0	0	0	3	1	0	0	0	0	0	0	0	0	4
09:00	0	0	0	1	0	0	0	0	0	0	0	0	0	1
09:15	0	0	0	0	2	0	0	0	0	0	0	0	0	2
09:30	0	0	1	0	0	0	0	0	0	0	0	0	0	1
09:45	0	0	0	1	0	0	0	0	0	0	0	0	0	1
10:00	0	0	0	2	1	2	0	0	0	0	0	0	0	5
10:15	0	0	0	2	0	0	0	0	0	0	0	0	0	2
10:30	1	1	1	1	0	1	0	0	0	0	0	0	0	5
10:45	0	1	2	1	0	0	0	0	0	0	0	0	0	4
11:00	1	1	0	0	0	0	0	0	0	0	0	0	0	2
11:15	0	0	2	0	1	0	0	0	0	0	0	0	0	3
11:30	0	0	0	1	1	0	0	0	0	0	0	0	0	2
11:45	0	0	0	0	1	0	0	0	0	0	0	0	0	1
12:00 PM	1	0	1	0	0	0	0	0	0	0	0	0	0	2
12:15	1	0	2	0	1	0	0	0	0	0	0	0	0	4
12:30	1	1	1	0	0	0	0	0	0	0	0	0	0	3
12:45	1	0	1	1	0	0	0	0	0	0	0	0	0	3
13:00	0	0	1	1	1	0	0	0	0	0	0	0	0	3
13:15	0	0	3	1	0	0	0	0	0	0	0	0	0	4
13:30	0	1	0	0	0	0	0	0	0	0	0	0	0	1
13:45	0	0	0	1	1	0	0	0	0	0	0	0	0	2
14:00	0	0	0	1	0	0	0	0	0	0	0	0	0	1
14:15	0	0	0	0	1	0	0	0	0	0	0	0	0	1
14:30	1	0	1	0	0	0	0	0	0	0	0	0	0	2
14:45	0	2	0	1	0	0	0	0	0	0	0	0	0	3
15:00	0	0	0	0	0	0	0	0	0	0	0	0	0	0
15:15	0	0	0	0	0	0	0	0	0	0	0	0	0	0
15:30	0	1	1	0	2	0	0	0	0	0	0	0	0	4
15:45	0	1	0	1	1	0	0	0	0	0	0	0	0	3
16:00	1	0	0	1	0	0	0	0	0	0	0	0	0	2
16:15	1	1	1	0	0	0	0	0	0	0	0	0	0	3
16:30	0	0	1	1	0	0	0	0	0	0	0	0	0	2
16:45	0	0	0	0	0	0	0	0	0	0	0	0	0	0
17:00	0	1	0	0	0	0	0	0	0	0	0	0	0	1
17:15	0	0	0	0	0	0	0	0	0	0	0	0	0	0
17:30	1	0	1	0	0	0	0	0	0	0	0	0	0	2
17:45	1	0	0	2	1	0	0	0	0	0	0	0	0	4
18:00	0	0	1	0	0	0	0	0	0	0	0	0	0	1
18:15	0	0	2	1	0	0	0	0	0	0	0	0	0	3
18:30	0	0	1	1	1	0	0	0	0	0	0	0	0	3
18:45	1	0	2	0	1	0	0	0	0	0	0	0	0	4
19:00	0	0	0	1	0	0	0	0	0	0	0	0	0	1
19:15	0	0	0	0	0	0	0	0	0	0	0	0	0	0
19:30	0	0	1	0	0	1	0	0	0	0	0	0	0	2
19:45	0	0	1	0	0	0	0	0	0	0	0	0	0	1
20:00	0	0	0	0	0	0	0	0	0	0	0	0	0	0
20:15	0	0	0	1	0	0	0	0	0	0	0	0	0	1
20:30	0	0	0	0	0	0	0	0	0	0	0	0	0	0
20:45	0	0	0	0	0	0	0	0	0	0	0	0	0	0
21:00	1	1	3	1	0	0	0	0	0	0	0	0	0	6
21:15	1	0	0	0	0	0	0	0	0	0	0	0	0	1
21:30	0	0	1	0	0	0	0	0	0	0	0	0	0	1
21:45	0	0	0	0	0	0	0	0	0	0	0	0	0	0
22:00	0	0	0	0	0	0	0	0	0	0	0	0	0	0
22:15	0	0	0	0	0	0	0	0	0	0	0	0	0	0
22:30	0	0	0	0	0	0	0	0	0	0	0	0	0	0
22:45	0	0	0	0	0	0	0	0	0	0	0	0	0	0
23:00	0	0	0	0	0	0	0	0	0	0	0	0	0	0
23:15	0	0	0	0	0	0	0	0	0	0	0	0	0	0
23:30	0	0	0	0	0	0	0	0	0	0	0	0	0	0
23:45	0	0	0	1	0	0	0	0	0	0	0	0	0	1
Totals	14	16	36	34	21	7	1							129
% of Totals	11%	12%	28%	26%	16%	5%	1%							100%

AM Volumes	2	7	10	17	11	6	1	0	0	0	0	0	0	54
% AM	2%	5%	8%	13%	9%	5%	1%							42%
AM Peak Hour	11:45	07:45	10:30	08:15	08:30	09:45	07:30							10:00
Volume	3	4	5	6	3	3	1							16
PM Volumes	12	9	26	17	10	1	0	0	0	0	0	0	0	75
% PM	9%	7%	20%	13%	8%	1%								58%
PM Peak Hour	12:00	14:45	12:30	17:45	15:00	18:45								12:15
Volume	4	3	6	4	3	1								13

Directional Peak Periods	AM 7-9			NOON 12-2			PM 4-6			Off Peak Volumes		
All Classes	Volume	⟷	%	Volume	⟷	%	Volume	⟷	%	Volume	⟷	%
	18		14%	22		17%	14		11%	75		58%

Street Name	Direction	Percentiles					
		15th	50th	Average	85th	95th	ADT
S Reese Pl	North Bound	17	25	24	32	36	129
S Reese Pl	South Bound	17	25	25	32	37	284

Prepared by National Data & Surveying Services

SPEED

S Reese Pl Bet. W Olive Ave & W Oak St

Day: Tuesday
Date: 1/18/2022

City: Burbank
Project #: CA22_020022_016s

South Bound

Time	< 15	15 - 19	20 - 24	25 - 29	30 - 34	35 - 39	40 - 44	45 - 49	50 - 54	55 - 59	60 - 64	65 - 69	70 +	Total
00:00 AM	0	0	0	0	0	0	0	0	0	0	0	0	0	0
00:15	0	0	1	0	0	0	0	0	0	0	0	0	0	1
00:30	0	0	0	0	0	0	0	0	0	0	0	0	0	0
00:45	0	0	0	0	0	0	0	0	0	0	0	0	0	0
01:00	0	0	0	0	0	0	0	0	0	0	0	0	0	0
01:15	0	0	0	0	0	0	0	0	0	0	0	0	0	0
01:30	0	0	0	0	0	0	0	0	0	0	0	0	0	0
01:45	0	0	0	0	0	0	0	0	0	0	0	0	0	0
02:00	0	0	0	0	0	0	0	0	0	0	0	0	0	0
02:15	0	0	0	0	0	0	0	0	0	0	0	0	0	0
02:30	0	0	0	0	0	0	0	0	0	0	0	0	0	0
02:45	0	0	0	0	0	0	0	0	0	0	0	0	0	0
03:00	0	0	0	1	0	0	0	0	0	0	0	0	0	1
03:15	0	0	0	0	0	0	0	0	0	0	0	0	0	0
03:30	0	0	0	0	0	0	0	0	0	0	0	0	0	0
03:45	0	0	0	0	0	0	0	0	0	0	0	0	0	0
04:00	0	0	0	0	0	0	0	0	0	0	0	0	0	0
04:15	0	0	0	0	0	0	0	0	0	0	0	0	0	0
04:30	0	0	0	0	0	0	0	0	0	0	0	0	0	0
04:45	0	0	0	0	0	0	0	0	0	0	0	0	0	0
05:00	0	0	0	0	0	0	0	0	0	0	0	0	0	0
05:15	0	0	0	0	1	0	0	0	0	0	0	0	0	1
05:30	0	0	1	0	0	0	0	0	0	0	0	0	0	1
05:45	0	0	0	0	0	0	0	0	0	0	0	0	0	0
06:00	0	0	0	0	0	0	0	0	0	0	0	0	0	0
06:15	1	0	0	0	0	0	0	0	0	0	0	0	0	1
06:30	0	0	1	0	0	0	0	0	0	0	0	0	0	1
06:45	0	0	0	1	0	0	0	0	0	0	0	0	0	1
07:00	0	0	0	0	0	0	0	0	0	0	0	0	0	0
07:15	0	0	0	0	1	0	0	0	0	0	0	0	0	1
07:30	1	1	0	0	0	0	0	0	0	0	0	0	0	2
07:45	1	1	1	2	3	2	0	0	0	0	0	0	0	10
08:00	0	2	0	1	0	0	0	0	0	0	0	0	0	3
08:15	1	0	4	0	1	0	0	0	0	0	0	0	0	6
08:30	1	1	1	0	1	0	1	0	0	0	0	0	0	5
08:45	0	0	0	0	0	0	0	0	0	0	0	0	0	0
09:00	0	0	2	0	1	0	0	0	0	0	0	0	0	3
09:15	0	1	1	1	1	0	0	0	0	0	0	0	0	4
09:30	0	0	2	2	0	0	0	0	0	0	0	0	0	4
09:45	0	0	1	0	1	0	0	0	0	0	0	0	0	2
10:00	2	2	1	1	0	0	0	0	0	0	0	0	0	6
10:15	0	1	1	4	1	0	0	0	0	0	0	0	0	7
10:30	0	1	0	1	1	2	0	0	0	0	0	0	0	5
10:45	0	0	1	0	0	1	0	0	0	0	0	0	0	2
11:00	0	1	0	0	0	0	0	0	0	0	0	0	0	1
11:15	2	1	0	2	0	0	0	0	0	0	0	0	0	5
11:30	2	0	4	0	0	0	0	0	0	0	0	0	0	6
11:45	1	0	2	1	0	0	0	0	0	0	0	0	0	4
12:00 PM	0	1	2	4	1	0	0	0	0	0	0	0	0	8
12:15	1	6	2	3	0	0	0	0	0	0	0	0	0	12
12:30	0	0	1	0	0	0	0	0	0	0	0	0	0	1
12:45	2	2	1	1	3	0	0	0	0	0	0	0	0	9
13:00	2	4	1	1	0	0	0	0	0	0	0	0	0	8
13:15	0	2	2	4	1	0	0	0	0	0	0	0	0	9
13:30	0	1	4	2	2	2	2	0	0	0	0	0	0	13
13:45	0	0	2	1	1	0	0	0	0	0	0	0	0	4
14:00	0	1	1	4	0	0	1	0	0	0	0	0	0	7
14:15	1	2	2	3	3	0	0	0	0	0	0	0	0	11
14:30	1	1	1	2	0	0	0	0	0	0	0	0	0	5
14:45	1	1	0	0	0	0	0	0	0	0	0	0	0	2
15:00	0	0	2	2	0	0	0	0	0	0	0	0	0	4
15:15	1	0	0	1	2	1	0	0	0	0	0	0	0	5
15:30	0	1	4	1	0	1	0	0	0	0	0	0	0	7
15:45	0	0	1	0	0	0	0	0	0	0	0	0	0	1
16:00	0	0	1	0	0	0	0	0	0	0	0	0	0	1
16:15	0	0	0	1	1	0	0	0	0	0	0	0	0	2
16:30	0	1	2	0	2	0	0	0	0	0	0	0	0	5
16:45	0	0	2	0	2	0	0	0	0	0	0	0	0	4
17:00	1	0	2	2	0	0	0	0	0	0	0	0	0	5
17:15	0	0	1	2	0	1	0	0	0	0	0	0	0	4
17:30	0	1	2	2	1	0	0	0	0	0	0	0	0	6
17:45	0	0	0	1	1	0	0	0	0	0	0	0	0	2
18:00	0	0	1	2	0	0	0	0	0	0	0	0	0	3
18:15	0	3	2	2	2	1	0	0	0	0	0	0	0	10
18:30	1	1	1	1	0	0	0	1	0	0	0	0	0	5
18:45	1	3	0	2	0	1	0	0	0	0	0	0	0	7
19:00	0	0	1	2	1	0	0	0	0	0	0	0	0	4
19:15	0	0	1	2	0	0	0	0	0	0	0	0	0	3
19:30	0	0	0	4	0	0	1	0	0	0	0	0	0	5
19:45	0	0	3	1	2	0	0	0	0	0	0	0	0	6
20:00	0	0	0	1	0	0	0	0	0	0	0	0	0	1
20:15	0	1	1	0	0	0	0	0	0	0	0	0	0	2
20:30	0	0	0	1	0	0	0	0	0	0	0	0	0	1
20:45	0	0	0	3	0	0	0	0	0	0	0	0	0	3
21:00	0	0	2	3	1	0	0	0	0	0	0	0	0	6
21:15	0	0	0	1	1	0	0	0	0	0	0	0	0	2
21:30	0	0	0	0	1	0	0	0	0	0	0	0	0	1
21:45	0	0	0	0	0	0	0	0	0	0	0	0	0	0
22:00	0	0	0	0	0	0	0	0	0	0	0	0	0	0
22:15	0	0	0	0	1	1	0	0	0	0	0	0	0	2
22:30	0	0	1	0	1	0	0	0	0	0	0	0	0	2
22:45	0	0	0	0	0	0	0	0	0	0	0	0	0	0
23:00	0	0	0	0	0	0	0	0	0	0	0	0	0	0
23:15	0	0	0	0	0	0	0	0	0	0	0	0	0	0
23:30	0	0	0	0	0	0	0	0	0	0	0	0	0	0
23:45	0	1	0	0	1	0	0	1	0	0	0	0	0	3
Totals	24	45	73	79	43	13	5	2						284
% of Totals	8%	16%	26%	28%	15%	5%	2%	1%						100%

AM Volumes	12	12	24	17	12	5	1	0	0	0	0	0	0	83
% AM	4%	4%	8%	6%	4%	2%	0%							29%
AM Peak Hour	11:00	11:30	11:30	11:30	07:45	10:00	07:45							11:30
Volume	5	7	10	8	5	3	1							30
PM Volumes	12	33	49	62	31	8	4	2	0	0	0	0	0	201
% PM	4%	12%	17%	22%	11%	3%	1%	1%						71%
PM Peak Hour	12:15	12:15	13:00	13:15	12:45	12:45	13:15	17:45						12:45
Volume	5	12	9	11	6	2	3	1						39

Directional Peak Periods	AM 7-9			NOON 12-2			PM 4-6			Off Peak Volumes		
All Classes	Volume	⟷	%	Volume	⟷	%	Volume	⟷	%	Volume	⟷	%
	27		10%	64		23%	29		10%	164		58%

Street Name	Direction	Percentiles					
		15th	50th	Average	85th	95th	ADT
S Reese Pl	North Bound	17	25	24	32	36	129
S Reese Pl	South Bound	17	25	25	32	37	284

Prepared by National Data & Surveying Services

SPEED

S Reese Pl Bet. W Olive Ave & W Oak St

Day: Tuesday
Date: 1/18/2022

City: Burbank
Project #: CA22_020022_016

Summary

Time	< 15	15 - 19	20 - 24	25 - 29	30 - 34	35 - 39	40 - 44	45 - 49	50 - 54	55 - 59	60 - 64	65 - 69	70 +	Total
00:00 AM	0	0	0	0	0	0	0	0	0	0	0	0	0	0
00:15	0	0	1	0	0	0	0	0	0	0	0	0	0	1
00:30	0	0	0	0	0	0	0	0	0	0	0	0	0	0
00:45	0	0	0	0	0	0	0	0	0	0	0	0	0	0
01:00	0	0	0	0	0	0	0	0	0	0	0	0	0	0
01:15	0	0	0	0	0	0	0	0	0	0	0	0	0	0
01:30	0	0	0	0	0	0	0	0	0	0	0	0	0	0
01:45	0	0	0	0	0	0	0	0	0	0	0	0	0	0
02:00	0	0	0	0	0	0	0	0	0	0	0	0	0	0
02:15	0	0	0	0	0	0	0	0	0	0	0	0	0	0
02:30	0	0	0	0	0	0	0	0	0	0	0	0	0	0
02:45	0	0	0	0	0	0	0	0	0	0	0	0	0	0
03:00	0	0	0	1	0	0	0	0	0	0	0	0	0	1
03:15	0	0	0	0	0	0	0	0	0	0	0	0	0	0
03:30	0	0	0	0	0	0	0	0	0	0	0	0	0	0
03:45	0	0	0	0	0	0	0	0	0	0	0	0	0	0
04:00	0	0	0	0	0	0	0	0	0	0	0	0	0	0
04:15	0	0	0	0	0	0	0	0	0	0	0	0	0	0
04:30	0	0	0	0	0	1	0	0	0	0	0	0	0	1
04:45	0	0	0	0	0	0	0	0	0	0	0	0	0	0
05:00	0	0	0	0	0	0	0	0	0	0	0	0	0	0
05:15	0	0	0	0	2	0	0	0	0	0	0	0	0	2
05:30	0	0	1	0	0	1	0	0	0	0	0	0	0	2
05:45	0	0	0	0	0	1	0	0	0	0	0	0	0	1
06:00	0	0	0	0	0	0	0	0	0	0	0	0	0	0
06:15	1	0	0	0	0	0	0	0	0	0	0	0	0	1
06:30	0	0	1	2	1	0	0	0	0	0	0	0	0	4
06:45	0	0	0	1	0	0	0	0	0	0	0	0	0	1
07:00	0	0	0	0	0	0	0	0	0	0	0	0	0	0
07:15	0	0	1	0	2	0	0	0	0	0	0	0	0	3
07:30	1	1	0	0	0	0	0	0	0	0	0	0	0	2
07:45	1	2	1	3	3	2	0	0	0	0	0	0	0	12
08:00	0	2	1	1	0	0	0	0	0	0	0	0	0	4
08:15	1	2	4	2	2	0	1	0	0	0	0	0	0	12
08:30	1	2	3	0	1	0	1	0	0	0	0	0	0	8
08:45	0	0	0	3	1	0	0	0	0	0	0	0	0	4
09:00	0	0	2	1	1	0	0	0	0	0	0	0	0	4
09:15	0	1	1	1	3	0	0	0	0	0	0	0	0	6
09:30	0	0	3	2	0	0	0	0	0	0	0	0	0	5
09:45	0	0	1	1	1	0	0	0	0	0	0	0	0	3
10:00	2	2	1	3	1	2	0	0	0	0	0	0	0	11
10:15	0	1	1	6	1	0	0	0	0	0	0	0	0	9
10:30	1	2	1	2	1	3	0	0	0	0	0	0	0	10
10:45	0	1	3	1	0	1	0	0	0	0	0	0	0	6
11:00	1	2	0	0	0	0	0	0	0	0	0	0	0	3
11:15	2	1	2	2	1	0	0	0	0	0	0	0	0	8
11:30	2	0	4	1	1	0	0	0	0	0	0	0	0	8
11:45	1	0	2	1	1	0	0	0	0	0	0	0	0	5
12:00 PM	1	1	3	4	1	0	0	0	0	0	0	0	0	10
12:15	2	6	4	3	1	0	0	0	0	0	0	0	0	16
12:30	1	1	2	0	0	0	0	0	0	0	0	0	0	4
12:45	3	2	2	2	3	0	0	0	0	0	0	0	0	12
13:00	2	4	2	2	1	0	0	0	0	0	0	0	0	11
13:15	0	2	5	5	1	0	0	0	0	0	0	0	0	13
13:30	0	2	4	2	2	2	2	0	0	0	0	0	0	14
13:45	0	0	2	2	2	0	0	0	0	0	0	0	0	6
14:00	0	1	1	5	0	0	1	0	0	0	0	0	0	8
14:15	1	2	2	3	4	0	0	0	0	0	0	0	0	12
14:30	2	1	2	2	0	0	0	0	0	0	0	0	0	7
14:45	1	3	0	1	0	0	0	0	0	0	0	0	0	5
15:00	0	0	2	2	0	0	0	0	0	0	0	0	0	4
15:15	1	0	0	1	2	1	0	0	0	0	0	0	0	5
15:30	0	2	5	1	2	1	0	0	0	0	0	0	0	11
15:45	0	1	1	1	1	0	0	0	0	0	0	0	0	4
16:00	1	0	1	1	0	0	0	0	0	0	0	0	0	3
16:15	1	1	1	1	1	0	0	0	0	0	0	0	0	5
16:30	0	1	3	1	2	0	0	0	0	0	0	0	0	7
16:45	0	0	2	0	2	0	0	0	0	0	0	0	0	4
17:00	1	1	2	2	0	0	0	0	0	0	0	0	0	6
17:15	0	0	1	2	0	1	0	0	0	0	0	0	0	4
17:30	1	1	3	2	1	0	0	0	0	0	0	0	0	8
17:45	1	0	0	3	2	0	0	0	0	0	0	0	0	6
18:00	0	0	2	2	0	0	0	0	0	0	0	0	0	4
18:15	0	3	4	3	2	1	0	0	0	0	0	0	0	13
18:30	1	1	2	2	1	0	0	1	0	0	0	0	0	8
18:45	2	3	2	2	1	1	0	0	0	0	0	0	0	11
19:00	0	0	1	3	1	0	0	0	0	0	0	0	0	5
19:15	0	0	1	2	0	0	0	0	0	0	0	0	0	3
19:30	0	0	1	4	0	1	1	0	0	0	0	0	0	7
19:45	0	0	4	1	2	0	0	0	0	0	0	0	0	7
20:00	0	0	0	1	0	0	0	0	0	0	0	0	0	1
20:15	0	1	1	1	0	0	0	0	0	0	0	0	0	3
20:30	0	0	0	1	0	0	0	0	0	0	0	0	0	1
20:45	0	0	0	3	0	0	0	0	0	0	0	0	0	3
21:00	1	1	5	4	1	0	0	0	0	0	0	0	0	12
21:15	1	0	0	1	1	0	0	0	0	0	0	0	0	3
21:30	0	0	1	0	1	0	0	0	0	0	0	0	0	2
21:45	0	0	0	0	0	0	0	0	0	0	0	0	0	0
22:00	0	0	0	0	0	0	0	0	0	0	0	0	0	0
22:15	0	0	0	0	1	1	0	0	0	0	0	0	0	2
22:30	0	0	1	0	1	0	0	0	0	0	0	0	0	2
22:45	0	0	0	0	0	0	0	0	0	0	0	0	0	0
23:00	0	0	0	0	0	0	0	0	0	0	0	0	0	0
23:15	0	0	0	0	0	0	0	0	0	0	0	0	0	0
23:30	0	0	0	0	0	0	0	0	0	0	0	0	0	0
23:45	0	1	0	1	1	0	0	1	0	0	0	0	0	4
Totals	38	61	109	113	64	20	6	2						413
% of Totals	9%	15%	26%	27%	15%	5%	1%	0%						100%

AM Volumes	14	19	34	34	23	11	2	0	0	0	0	0	0	137
% AM	3%	5%	8%	8%	6%	3%	0%							33%
AM Peak Hour	11:00	07:45	11:30	09:30	07:45	10:00	07:45							11:30
Volume	6	8	13	12	6	6	2							39
PM Volumes	24	42	75	79	41	9	4	2	0	0	0	0	0	276
% PM	6%	10%	18%	19%	10%	2%	1%	0%						67%
PM Peak Hour	12:15	12:15	12:45	13:15	13:30	12:45	13:15	17:45						12:45
Volume	8	13	13	14	8	2	3	1						50

Directional Peak Periods	AM 7-9			NOON 12-2			PM 4-6			Off Peak Volumes		
All Classes	Volume	⟷	%	Volume	⟷	%	Volume	⟷	%	Volume	⟷	%
	45	⟷	11%	86	⟷	21%	43	⟷	10%	239	⟷	58%

Street Name	Direction	Percentiles					
		15th	50th	Average	85th	95th	ADT
S Reese Pl	Summary	17	25	25	32	37	413

Prepared by National Data & Surveying Services

SPEED

S Reese Pl Bet. W Olive Ave & W Oak St

Day: Tuesday
Date: 1/18/2022

City: Burbank
Project #: CA22_020022_016n

North Bound

Time	< 15	15 - 19	20 - 24	25 - 29	30 - 34	35 - 39	40 - 44	45 - 49	50 - 54	55 - 59	60 - 64	65 - 69	70 +	Total
00:00 AM	0	0	0	0	0	0	0	0	0	0	0	0	0	0
01:00	0	0	0	0	0	0	0	0	0	0	0	0	0	0
02:00	0	0	0	0	0	0	0	0	0	0	0	0	0	0
03:00	0	0	0	0	0	0	0	0	0	0	0	0	0	0
04:00	0	0	0	0	0	1	0	0	0	0	0	0	0	1
05:00	0	0	0	0	1	2	0	0	0	0	0	0	0	3
06:00	0	0	0	2	1	0	0	0	0	0	0	0	0	3
07:00	0	1	1	1	1	0	0	0	0	0	0	0	0	4
08:00	0	3	3	5	2	0	1	0	0	0	0	0	0	14
09:00	0	0	1	2	2	0	0	0	0	0	0	0	0	5
10:00	1	2	3	6	1	3	0	0	0	0	0	0	0	16
11:00	1	1	2	1	3	0	0	0	0	0	0	0	0	8
12:00 PM	4	1	5	1	1	0	0	0	0	0	0	0	0	12
13:00	0	1	4	3	2	0	0	0	0	0	0	0	0	10
14:00	1	2	1	2	1	0	0	0	0	0	0	0	0	7
15:00	0	2	1	1	3	0	0	0	0	0	0	0	0	7
16:00	2	1	2	2	0	0	0	0	0	0	0	0	0	7
17:00	2	1	1	2	1	0	0	0	0	0	0	0	0	7
18:00	1	0	6	2	2	0	0	0	0	0	0	0	0	11
19:00	0	0	2	1	0	1	0	0	0	0	0	0	0	4
20:00	0	0	0	1	0	0	0	0	0	0	0	0	0	1
21:00	2	1	4	1	0	0	0	0	0	0	0	0	0	8
22:00	0	0	0	0	0	0	0	0	0	0	0	0	0	0
23:00	0	0	0	1	0	0	0	0	0	0	0	0	0	1
Totals	14	16	36	34	21	7	1							129
% of Totals	11%	12%	28%	26%	16%	5%	1%							100%

AM Volumes	2	7	10	17	11	6	1	0	0	0	0	0	0	54
% AM	2%	5%	8%	13%	9%	5%	1%							42%
AM Peak Hour	10:00	08:00	08:00	10:00	11:00	10:00	08:00							10:00
Volume	1	3	3	6	3	3	1							16
PM Volumes	12	9	26	17	10	1	0	0	0	0	0	0	0	75
% PM	9%	7%	20%	13%	8%	1%								58%
PM Peak Hour	12:00	14:00	18:00	13:00	15:00	19:00								12:00
Volume	4	2	6	3	3	1								12

Directional Peak Periods	AM 7-9			NOON 12-2			PM 4-6			Off Peak Volumes		
All Speeds	Volume		%	Volume		%	Volume		%	Volume		%
	18	↔	14%	22	↔	17%	14	↔	11%	75	↔	58%

Street Name	Direction	Percentiles					
		15th	50th	Average	85th	95th	ADT
S Reese Pl	North Bound	17	25	24	32	36	129
S Reese Pl	South Bound	17	25	25	32	37	284

Prepared by National Data & Surveying Services

SPEED

S Reese Pl Bet. W Olive Ave & W Oak St

Day: Tuesday
Date: 1/18/2022

City: Burbank
Project #: CA22_020022_016s

South Bound

Time	< 15	15 - 19	20 - 24	25 - 29	30 - 34	35 - 39	40 - 44	45 - 49	50 - 54	55 - 59	60 - 64	65 - 69	70 +	Total
00:00 AM	0	0	1	0	0	0	0	0	0	0	0	0	0	1
01:00	0	0	0	0	0	0	0	0	0	0	0	0	0	0
02:00	0	0	0	0	0	0	0	0	0	0	0	0	0	0
03:00	0	0	0	1	0	0	0	0	0	0	0	0	0	1
04:00	0	0	0	0	0	0	0	0	0	0	0	0	0	0
05:00	0	0	1	0	1	0	0	0	0	0	0	0	0	2
06:00	1	0	1	1	0	0	0	0	0	0	0	0	0	3
07:00	2	2	1	2	4	2	0	0	0	0	0	0	0	13
08:00	2	3	5	1	2	0	1	0	0	0	0	0	0	14
09:00	0	1	6	3	3	0	0	0	0	0	0	0	0	13
10:00	2	4	3	6	2	3	0	0	0	0	0	0	0	20
11:00	5	2	6	3	0	0	0	0	0	0	0	0	0	16
12:00 PM	3	9	6	8	4	0	0	0	0	0	0	0	0	30
13:00	2	7	9	8	4	2	2	0	0	0	0	0	0	34
14:00	3	5	4	9	3	0	1	0	0	0	0	0	0	25
15:00	1	1	7	4	2	2	0	0	0	0	0	0	0	17
16:00	0	1	5	1	5	0	0	0	0	0	0	0	0	12
17:00	1	1	5	7	2	1	0	0	0	0	0	0	0	17
18:00	2	7	4	7	2	2	0	1	0	0	0	0	0	25
19:00	0	0	5	9	3	0	1	0	0	0	0	0	0	18
20:00	0	1	1	5	0	0	0	0	0	0	0	0	0	7
21:00	0	0	2	4	3	0	0	0	0	0	0	0	0	9
22:00	0	0	1	0	2	1	0	0	0	0	0	0	0	4
23:00	0	1	0	0	1	0	0	1	0	0	0	0	0	3
Totals	24	45	73	79	43	13	5	2						284
% of Totals	8%	16%	26%	28%	15%	5%	2%	1%						100%

AM Volumes	12	12	24	17	12	5	1	0	0	0	0	0	0	83
% AM	4%	4%	8%	6%	4%	2%	0%							29%
AM Peak Hour	11:00	10:00	09:00	10:00	07:00	10:00	08:00							10:00
Volume	5	4	6	6	4	3	1							20
PM Volumes	12	33	49	62	31	8	4	2	0	0	0	0	0	201
% PM	4%	12%	17%	22%	11%	3%	1%	1%						71%
PM Peak Hour	12:00	12:00	13:00	14:00	16:00	13:00	13:00	18:00						13:00
Volume	3	9	9	9	5	2	2	1						34

Directional Peak Periods	AM 7-9			NOON 12-2			PM 4-6			Off Peak Volumes		
All Speeds	Volume		%	Volume		%	Volume		%	Volume		%
	27	↔	10%	64	↔	23%	29	↔	10%	164	↔	58%

Street Name	Direction	Percentiles					
		15th	50th	Average	85th	95th	ADT
S Reese Pl	North Bound	17	25	24	32	36	129
S Reese Pl	South Bound	17	25	25	32	37	284

Prepared by National Data & Surveying Services

SPEED

S Reese Pl Bet. W Olive Ave & W Oak St

Day: Tuesday
Date: 1/18/2022

City: Burbank
Project #: CA22_020022_016

Summary

Time	< 15	15 - 19	20 - 24	25 - 29	30 - 34	35 - 39	40 - 44	45 - 49	50 - 54	55 - 59	60 - 64	65 - 69	70 +	Total
00:00 AM	0	0	1	0	0	0	0	0	0	0	0	0	0	1
01:00	0	0	0	0	0	0	0	0	0	0	0	0	0	0
02:00	0	0	0	0	0	0	0	0	0	0	0	0	0	0
03:00	0	0	0	1	0	0	0	0	0	0	0	0	0	1
04:00	0	0	0	0	0	1	0	0	0	0	0	0	0	1
05:00	0	0	1	0	2	2	0	0	0	0	0	0	0	5
06:00	1	0	1	3	1	0	0	0	0	0	0	0	0	6
07:00	2	3	2	3	5	2	0	0	0	0	0	0	0	17
08:00	2	6	8	6	4	0	2	0	0	0	0	0	0	28
09:00	0	1	7	5	5	0	0	0	0	0	0	0	0	18
10:00	3	6	6	12	3	6	0	0	0	0	0	0	0	36
11:00	6	3	8	4	3	0	0	0	0	0	0	0	0	24
12:00 PM	7	10	11	9	5	0	0	0	0	0	0	0	0	42
13:00	2	8	13	11	6	2	2	0	0	0	0	0	0	44
14:00	4	7	5	11	4	0	1	0	0	0	0	0	0	32
15:00	1	3	8	5	5	2	0	0	0	0	0	0	0	24
16:00	2	2	7	3	5	0	0	0	0	0	0	0	0	19
17:00	3	2	6	9	3	1	0	0	0	0	0	0	0	24
18:00	3	7	10	9	4	2	0	1	0	0	0	0	0	36
19:00	0	0	7	10	3	1	1	0	0	0	0	0	0	22
20:00	0	1	1	6	0	0	0	0	0	0	0	0	0	8
21:00	2	1	6	5	3	0	0	0	0	0	0	0	0	17
22:00	0	0	1	0	2	1	0	0	0	0	0	0	0	4
23:00	0	1	0	1	1	0	0	1	0	0	0	0	0	4
Totals	38	61	109	113	64	20	6	2						413
% of Totals	9%	15%	26%	27%	15%	5%	1%	0%						100%

AM Volumes	14	19	34	34	23	11	2	0	0	0	0	0	0	137
% AM	3%	5%	8%	8%	6%	3%	0%							33%
AM Peak Hour	11:00	08:00	08:00	10:00	07:00	10:00	08:00							10:00
Volume	6	6	8	12	5	6	2							36
PM Volumes	24	42	75	79	41	9	4	2	0	0	0	0	0	276
% PM	6%	10%	18%	19%	10%	2%	1%	0%						67%
PM Peak Hour	12:00	12:00	13:00	13:00	13:00	13:00	13:00	18:00						13:00
Volume	7	10	13	11	6	2	2	1						44

Directional Peak Periods	AM 7-9			NOON 12-2			PM 4-6			Off Peak Volumes		
All Speeds	Volume		%	Volume		%	Volume		%	Volume		%
	45	↔	11%	86	↔	21%	43	↔	10%	239	↔	58%

Street Name	Direction	Percentiles					
		15th	50th	Average	85th	95th	ADT
S Reese Pl	Summary	17	25	25	32	37	413

Prepared by NDS/ATD

Prepared by National Data & Surveying Services

VOLUME

S Reese Pl Bet. W Olive Ave & W Oak St

Day: Tuesday
Date: 1/18/2022

City: Burbank
Project #: CA22_020022_016

DAILY TOTALS	NB	SB	EB	WB	Total
	129	284	0	0	413

AM Period	NB		SB		EB		WB		TOTAL		PM Period	NB		SB		EB		WB		TOTAL	
00:00	0		0		0		0				12:00	2		8		0		0		10	
00:15	0		1		0		0		1		12:15	4		12		0		0		16	
00:30	0		0		0		0				12:30	3		1		0		0		4	
00:45	0		0	1	0		0			1	12:45	3	12	9	30	0		0		12	42
01:00	0		0		0		0				13:00	3		8		0		0		11	
01:15	0		0		0		0				13:15	4		9		0		0		13	
01:30	0		0		0		0				13:30	1		13		0		0		14	
01:45	0		0		0		0				13:45	2	10	4	34	0		0		6	44
02:00	0		0		0		0				14:00	1		7		0		0		8	
02:15	0		0		0		0				14:15	1		11		0		0		12	
02:30	0		0		0		0				14:30	2		5		0		0		7	
02:45	0		0		0		0				14:45	3	7	2	25	0		0		5	32
03:00	0		1		0		0		1		15:00	0		4		0		0		4	
03:15	0		0		0		0				15:15	0		5		0		0		5	
03:30	0		0		0		0				15:30	4		7		0		0		11	
03:45	0		0	1	0		0			1	15:45	3	7	1	17	0		0		4	24
04:00	0		0		0		0				16:00	2		1		0		0		3	
04:15	0		0		0		0				16:15	3		2		0		0		5	
04:30	1		0		0		0		1		16:30	2		5		0		0		7	
04:45	0	1	0		0		0			1	16:45	0	7	4	12	0		0		4	19
05:00	0		0		0		0				17:00	1		5		0		0		6	
05:15	1		1		0		0		2		17:15	0		4		0		0		4	
05:30	1		1		0		0		2		17:30	2		6		0		0		8	
05:45	1	3	0	2	0		0		1	5	17:45	4	7	2	17	0		0		6	24
06:00	0		0		0		0				18:00	1		3		0		0		4	
06:15	0		1		0		0		1		18:15	3		10		0		0		13	
06:30	3		1		0		0		4		18:30	3		5		0		0		8	
06:45	0	3	1	3	0		0		1	6	18:45	4	11	7	25	0		0		11	36
07:00	0		0		0		0				19:00	1		4		0		0		5	
07:15	2		1		0		0		3		19:15	0		3		0		0		3	
07:30	0		2		0		0		2		19:30	2		5		0		0		7	
07:45	2	4	10	13	0		0		12	17	19:45	1	4	6	18	0		0		7	22
08:00	1		3		0		0		4		20:00	0		1		0		0		1	
08:15	6		6		0		0		12		20:15	1		2		0		0		3	
08:30	3		5		0		0		8		20:30	0		1		0		0		1	
08:45	4	14	0	14	0		0		4	28	20:45	0	1	3	7	0		0		3	8
09:00	1		3		0		0		4		21:00	6		6		0		0		12	
09:15	2		4		0		0		6		21:15	1		2		0		0		3	
09:30	1		4		0		0		5		21:30	1		1		0		0		2	
09:45	1	5	2	13	0		0		3	18	21:45	0	8	0	9	0		0			17
10:00	5		6		0		0		11		22:00	0		0		0		0			
10:15	2		7		0		0		9		22:15	0		2		0		0		2	
10:30	5		5		0		0		10		22:30	0		2		0		0		2	
10:45	4	16	2	20	0		0		6	36	22:45	0		0	4	0		0			4
11:00	2		1		0		0		3		23:00	0		0		0		0			
11:15	3		5		0		0		8		23:15	0		0		0		0			
11:30	2		6		0		0		8		23:30	0		0		0		0			
11:45	1	8	4	16	0		0		5	24	23:45	1	1	3	3	0		0		4	4
TOTALS		54		83						137	TOTALS		75		201						276
SPLIT %		39.4%		60.6%						33.2%	SPLIT %		27.2%		72.8%						66.8%

DAILY TOTALS	NB	SB	EB	WB	Total
	129	284	0	0	413

AM Peak Hour	10:00	11:30			11:30	PM Peak Hour	12:15	12:45			12:45
AM Pk Volume	16	30			39	PM Pk Volume	13	39			50
Pk Hr Factor	0.800	0.625			0.609	Pk Hr Factor	0.813	0.750			0.893
7 - 9 Volume	18	27	0	0	45	4 - 6 Volume	14	29	0	0	43
7 - 9 Peak Hour	08:00	07:45			07:45	4 - 6 Peak Hour	16:00	16:45			17:00
7 - 9 Pk Volume	14	24	0	0	36	4 - 6 Pk Volume	7	19	0	0	24
Pk Hr Factor	0.583	0.600	0.000	0.000	0.750	Pk Hr Factor	0.583	0.792	0.000	0.000	0.750

Prepared by NDS/ATD

Project #: CA22_020022_016 **City:** Burbank

Location: S Reese Pl Bet. W Olive Ave & W Oak St **Date:** 1/18/2022

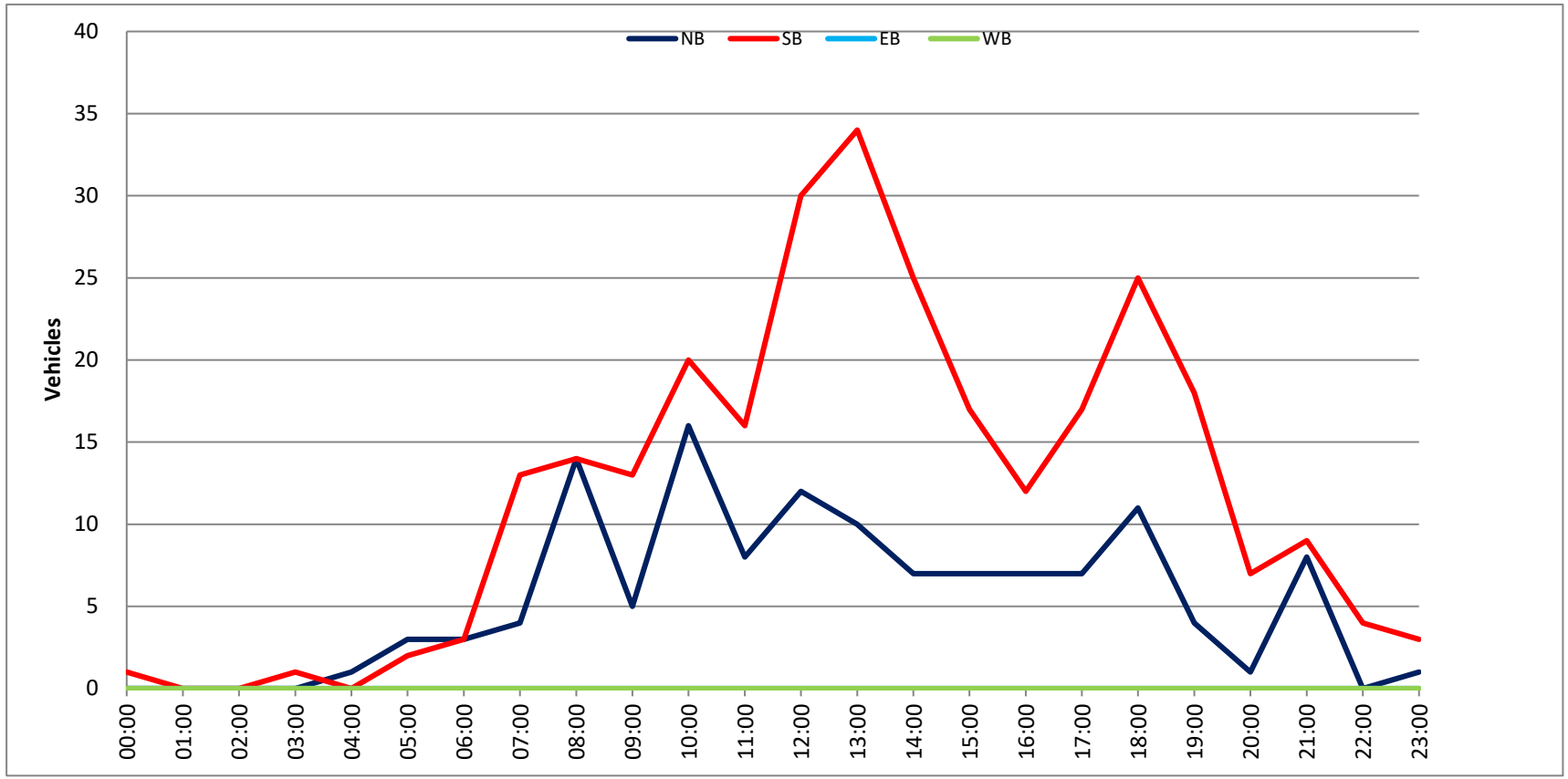

Prepared by National Data & Surveying Services

SPEED

S Reese Pl Bet. W Olive Ave & W Oak St

Day: Wednesday
Date: 1/19/2022

City: Burbank
Project #: CA22_020022_016n

North Bound

Time	< 15	15 - 19	20 - 24	25 - 29	30 - 34	35 - 39	40 - 44	45 - 49	50 - 54	55 - 59	60 - 64	65 - 69	70 +	Total
00:00 AM	0	0	0	0	0	0	1	0	0	0	0	0	0	1
00:15	0	0	0	0	0	0	0	0	0	0	0	0	0	0
00:30	0	0	0	0	0	1	0	0	0	0	0	0	0	1
00:45	0	0	0	0	0	0	0	0	0	0	0	0	0	0
01:00	0	0	0	0	0	0	0	0	0	0	0	0	0	0
01:15	0	0	0	0	0	0	0	0	0	0	0	0	0	0
01:30	0	0	0	0	0	0	0	0	0	0	0	0	0	0
01:45	0	0	0	0	0	0	0	0	0	0	0	0	0	0
02:00	0	0	0	0	0	0	0	0	0	0	0	0	0	0
02:15	0	0	1	1	0	0	0	0	0	0	0	0	0	2
02:30	0	0	0	0	0	0	0	0	0	0	0	0	0	0
02:45	0	0	0	1	0	0	0	0	0	0	0	0	0	1
03:00	0	0	0	0	0	0	0	0	0	0	0	0	0	0
03:15	0	1	0	0	0	0	0	0	0	0	0	0	0	1
03:30	0	0	0	0	0	0	0	0	0	0	0	0	0	0
03:45	0	0	0	0	0	0	0	0	0	0	0	0	0	0
04:00	0	0	0	0	0	0	0	0	0	0	0	0	0	0
04:15	0	0	0	0	0	0	0	0	0	0	0	0	0	0
04:30	0	0	0	0	0	0	0	0	0	0	0	0	0	0
04:45	0	0	0	0	0	0	0	0	0	0	0	0	0	0
05:00	0	0	0	0	0	0	0	0	0	0	0	0	0	0
05:15	0	0	0	0	1	0	0	0	0	0	0	0	0	1
05:30	0	0	0	0	1	0	0	0	0	0	0	0	0	1
05:45	0	0	0	0	0	0	1	0	0	0	0	0	0	1
06:00	0	0	0	0	0	0	0	0	0	0	0	0	0	0
06:15	0	0	0	0	0	0	0	0	0	0	0	0	0	0
06:30	0	0	0	0	0	0	0	0	0	0	0	0	0	0
06:45	0	0	0	0	0	1	0	0	0	0	0	0	0	1
07:00	0	0	0	1	0	0	0	0	0	0	0	0	0	1
07:15	0	0	0	0	0	0	0	0	0	0	0	0	0	0
07:30	0	0	0	0	0	0	0	0	0	0	0	0	0	0
07:45	0	1	0	3	0	0	0	0	0	0	0	0	0	4
08:00	0	0	0	0	0	1	0	0	0	0	0	0	0	1
08:15	0	0	1	2	1	1	0	0	0	0	0	0	0	5
08:30	0	0	0	0	0	0	0	0	0	0	0	0	0	0
08:45	0	0	0	1	0	0	0	0	0	0	0	0	0	1
09:00	0	0	1	3	0	0	0	0	0	0	0	0	0	4
09:15	0	0	0	0	0	0	0	0	0	0	0	0	0	0
09:30	1	0	0	1	0	0	0	0	0	0	0	0	0	2
09:45	0	0	0	1	0	0	0	0	0	0	0	0	0	1
10:00	0	0	1	1	0	0	0	0	0	0	0	0	0	2
10:15	0	1	2	0	2	0	0	0	0	0	0	0	0	5
10:30	0	0	1	1	0	0	0	0	0	0	0	0	0	2
10:45	0	0	0	0	0	0	0	0	0	0	0	0	0	0
11:00	0	1	0	2	0	0	0	0	0	0	0	0	0	3
11:15	1	0	0	1	1	0	0	0	0	0	0	0	0	3
11:30	0	0	0	2	0	0	0	0	0	0	0	0	0	2
11:45	0	0	0	2	0	0	0	0	0	0	0	0	0	2
12:00 PM	0	0	0	0	0	0	0	0	0	0	0	0	0	0
12:15	1	0	0	0	1	0	0	0	0	0	0	0	0	2
12:30	0	1	0	0	0	0	0	0	0	0	0	0	0	1
12:45	0	0	0	0	0	0	0	0	0	0	0	0	0	0
13:00	0	2	1	0	0	0	0	0	0	0	0	0	0	3
13:15	0	1	0	0	2	0	0	0	0	0	0	0	0	3
13:30	0	1	0	2	1	0	0	0	0	0	0	0	0	4
13:45	1	0	1	1	0	0	0	0	0	0	0	0	0	3
14:00	1	0	1	1	0	0	0	0	0	0	0	0	0	3
14:15	0	0	0	0	0	0	0	0	0	0	0	0	0	0
14:30	0	0	0	0	1	0	0	0	0	0	0	0	0	1
14:45	0	1	0	0	0	0	0	0	0	0	0	0	0	1
15:00	0	0	0	1	0	0	0	0	0	0	0	0	0	1
15:15	0	0	0	0	0	0	0	0	0	0	0	0	0	0
15:30	0	0	0	1	0	0	0	0	0	0	0	0	0	1
15:45	0	0	0	0	0	0	0	0	0	0	0	0	0	0
16:00	0	0	0	0	0	0	0	0	0	0	0	0	0	0
16:15	0	1	1	0	0	0	0	0	0	0	0	0	0	2
16:30	0	0	2	0	0	1	0	0	0	0	0	0	0	3
16:45	0	0	0	0	0	0	0	0	0	0	0	0	0	0
17:00	0	1	0	0	0	1	0	0	0	0	0	0	0	2
17:15	0	0	0	0	0	0	0	0	0	0	0	0	0	0
17:30	1	0	2	0	1	1	0	0	0	0	0	0	0	5
17:45	0	0	1	0	0	0	0	0	0	0	0	0	0	1
18:00	0	2	1	1	0	0	0	0	0	0	0	0	0	4
18:15	0	0	1	1	0	0	0	0	0	0	0	0	0	2
18:30	0	0	1	1	0	0	0	0	0	0	0	0	0	2
18:45	0	1	1	1	0	0	0	0	0	0	0	0	0	3
19:00	0	0	1	0	0	0	0	0	0	0	0	0	0	1
19:15	0	0	0	0	0	0	0	0	0	0	0	0	0	0
19:30	0	0	1	1	0	0	0	0	0	0	0	0	0	2
19:45	0	0	1	1	0	0	0	0	0	0	0	0	0	2
20:00	0	0	0	1	0	0	0	0	0	0	0	0	0	1
20:15	0	0	0	0	0	0	0	0	0	0	0	0	0	0
20:30	0	0	0	1	0	0	0	0	0	0	0	0	0	1
20:45	0	0	0	0	0	0	0	0	0	0	0	0	0	0
21:00	0	1	1	1	0	0	0	0	0	0	0	0	0	3
21:15	0	0	2	0	0	0	0	0	0	0	0	0	0	2
21:30	0	0	1	0	0	0	0	0	0	0	0	0	0	1
21:45	0	0	0	0	0	0	0	0	0	0	0	0	0	0
22:00	0	0	0	0	0	0	0	0	0	0	0	0	0	0
22:15	0	0	1	0	0	0	0	0	0	0	0	0	0	1
22:30	0	0	0	0	0	0	0	0	0	0	0	0	0	0
22:45	0	0	0	0	0	0	0	0	0	0	0	0	0	0
23:00	0	0	0	0	0	0	0	0	0	0	0	0	0	0
23:15	0	0	0	0	0	0	0	0	0	0	0	0	0	0
23:30	0	0	1	0	0	0	0	0	0	0	0	0	0	1
23:45	0	0	0	0	0	0	0	0	0	0	0	0	0	0
Totals	6	16	29	38	12	7	2							110
% of Totals	5%	15%	26%	35%	11%	6%	2%							100%

AM Volumes	2	4	7	23	6	4	2	0	0	0	0	0	0	48
% AM	2%	4%	6%	21%	5%	4%	2%							44%
AM Peak Hour	08:45	10:15	09:45	11:00	04:45	07:30								07:30
Volume	1	2	4	7	2	2	1							10
PM Volumes	4	12	22	15	6	3	0	0	0	0	0	0	0	62
% PM	4%	11%	20%	14%	5%	3%								56%
PM Peak Hour	13:15	12:30	17:30	13:15	12:45	16:15								13:00
Volume	2	4	5	4	3	2								13

Directional Peak Periods	AM 7-9			NOON 12-2			PM 4-6			Off Peak Volumes		
All Classes	Volume	⟷	%	Volume	⟷	%	Volume	⟷	%	Volume	⟷	%
	12		11%	16		15%	13		12%	69		63%

Street Name	Direction	Percentiles					
		15th	50th	Average	85th	95th	ADT
S Reese Pl	North Bound	18	26	25	32	38	110
S Reese Pl	South Bound	18	26	25	32	36	295

Prepared by National Data & Surveying Services

SPEED

S Reese Pl Bet. W Olive Ave & W Oak St

Day: Wednesday
Date: 1/19/2022

City: Burbank
Project #: CA22_020022_016s

South Bound

Time	< 15	15 - 19	20 - 24	25 - 29	30 - 34	35 - 39	40 - 44	45 - 49	50 - 54	55 - 59	60 - 64	65 - 69	70 +	Total
00:00 AM	0	0	0	1	0	0	0	0	0	0	0	0	0	1
00:15	0	0	0	0	0	0	0	0	0	0	0	0	0	0
00:30	0	0	0	0	0	0	0	0	0	0	0	0	0	0
00:45	0	0	0	0	0	0	0	0	0	0	0	0	0	0
01:00	0	0	0	0	0	0	0	0	0	0	0	0	0	0
01:15	0	0	1	0	0	0	0	0	0	0	0	0	0	1
01:30	0	0	0	0	0	0	0	0	0	0	0	0	0	0
01:45	0	0	0	0	0	0	0	0	0	0	0	0	0	0
02:00	0	0	0	0	0	1	0	0	0	0	0	0	0	1
02:15	0	1	0	0	0	0	0	0	0	0	0	0	0	1
02:30	0	0	0	0	1	0	0	0	0	0	0	0	0	1
02:45	0	0	0	0	0	0	0	0	0	0	0	0	0	0
03:00	0	0	0	0	0	0	0	0	0	0	0	0	0	0
03:15	0	0	0	0	0	0	0	0	0	0	0	0	0	0
03:30	0	0	0	1	0	0	0	0	0	0	0	0	0	1
03:45	0	0	0	0	0	0	0	0	0	0	0	0	0	0
04:00	0	0	0	0	0	0	0	0	0	0	0	0	0	0
04:15	0	0	0	0	0	0	0	0	0	0	0	0	0	0
04:30	0	0	0	0	0	0	0	0	0	0	0	0	0	0
04:45	0	0	0	0	0	0	0	0	0	0	0	0	0	0
05:00	0	0	0	0	0	0	0	0	0	0	0	0	0	0
05:15	0	0	0	0	1	0	0	0	0	0	0	0	0	1
05:30	0	0	0	1	0	0	0	0	0	0	0	0	0	1
05:45	0	0	0	0	0	0	0	0	0	0	0	0	0	0
06:00	0	0	0	0	0	0	0	0	0	0	0	0	0	0
06:15	0	1	0	0	0	0	0	0	0	0	0	0	0	1
06:30	0	0	1	1	0	0	0	0	0	0	0	0	0	2
06:45	1	0	0	2	0	0	0	0	0	0	0	0	0	3
07:00	0	0	1	0	0	0	0	0	0	0	0	0	0	1
07:15	0	0	0	1	0	0	0	0	0	0	0	0	0	1
07:30	0	0	1	2	0	0	0	0	0	0	0	0	0	3
07:45	0	0	0	3	2	2	0	0	0	0	0	0	0	7
08:00	1	1	0	4	0	0	0	0	0	0	0	0	0	6
08:15	1	1	1	1	2	1	0	0	0	0	0	0	0	7
08:30	0	0	0	1	1	0	1	0	0	0	0	0	0	3
08:45	0	0	1	0	0	0	0	0	0	0	0	0	0	1
09:00	0	0	1	2	0	0	0	0	0	0	0	0	0	3
09:15	0	0	2	1	0	0	0	0	0	0	0	0	0	3
09:30	0	1	2	3	0	0	0	0	0	0	0	0	0	6
09:45	0	0	0	0	1	0	0	0	0	0	0	0	0	1
10:00	0	1	0	1	1	0	0	0	0	0	0	0	0	3
10:15	0	0	1	2	0	1	0	0	0	0	0	0	0	4
10:30	0	2	1	0	0	0	0	0	0	0	0	0	0	3
10:45	0	0	1	1	0	0	0	0	0	0	0	0	0	2
11:00	0	2	0	2	0	0	0	0	0	0	0	0	0	4
11:15	2	0	0	2	0	0	0	0	0	0	0	0	0	4
11:30	0	3	1	2	0	0	0	0	0	0	0	0	0	6
11:45	0	2	2	2	0	0	0	0	0	0	0	0	0	6
12:00 PM	0	0	1	1	1	0	0	0	0	0	0	0	0	3
12:15	2	1	1	3	2	0	0	0	0	0	0	0	0	9
12:30	3	4	1	2	1	1	0	0	0	0	0	0	0	12
12:45	0	3	1	4	0	0	0	0	0	0	0	0	0	8
13:00	2	2	2	4	1	0	0	0	0	0	0	0	0	11
13:15	0	1	0	1	1	1	0	0	0	0	0	0	0	4
13:30	0	0	2	1	2	1	0	0	0	0	0	0	0	6
13:45	1	1	1	4	3	0	0	0	0	0	0	0	0	10
14:00	0	0	3	2	0	0	0	0	0	0	0	0	0	5
14:15	0	0	1	5	1	0	0	0	0	0	0	0	0	7
14:30	1	0	2	3	4	0	0	0	0	0	0	0	0	10
14:45	0	1	2	6	0	2	0	0	0	0	0	0	0	11
15:00	0	0	0	0	1	0	0	0	0	0	0	0	0	1
15:15	2	0	0	1	1	1	0	0	0	0	0	0	0	5
15:30	0	1	0	0	0	0	0	0	0	0	0	0	0	1
15:45	1	2	0	1	0	1	0	0	0	0	0	0	0	5
16:00	0	1	0	0	0	0	0	0	0	0	0	0	0	1
16:15	2	0	3	1	0	0	0	0	0	0	0	0	0	6
16:30	0	1	0	2	0	0	0	0	0	0	0	0	0	3
16:45	1	2	0	1	0	0	0	0	0	0	0	0	0	4
17:00	1	2	2	1	0	1	0	0	0	0	0	0	0	7
17:15	0	0	4	2	1	0	0	0	0	0	0	0	0	7
17:30	0	0	2	0	0	0	0	0	0	0	0	0	0	2
17:45	1	1	1	2	4	0	0	0	0	0	0	0	0	9
18:00	0	0	1	2	3	0	0	0	0	0	0	0	0	6
18:15	0	1	2	2	1	1	0	0	0	0	0	0	0	7
18:30	0	1	1	1	1	0	0	0	0	0	0	0	0	4
18:45	0	2	2	1	1	0	0	0	0	0	0	0	0	6
19:00	0	0	1	1	1	0	0	0	0	0	0	0	0	3
19:15	0	0	2	1	0	0	0	0	0	0	0	0	0	3
19:30	0	0	0	1	1	1	0	0	0	0	0	0	0	3
19:45	0	1	1	2	1	0	0	0	0	0	0	0	0	5
20:00	0	0	0	1	0	0	0	0	0	0	0	0	0	1
20:15	0	0	1	1	0	0	0	0	0	0	0	0	0	2
20:30	0	0	0	1	1	0	0	0	0	0	0	0	0	2
20:45	0	0	0	1	1	0	0	0	0	0	0	0	0	2
21:00	0	0	2	2	0	0	0	0	0	0	0	0	0	4
21:15	0	0	1	1	0	0	0	0	0	0	0	0	0	2
21:30	0	0	0	0	1	0	0	0	0	0	0	0	0	1
21:45	0	0	0	1	0	0	0	0	0	0	0	0	0	1
22:00	0	0	0	1	0	0	0	0	0	0	0	0	0	1
22:15	0	0	0	1	1	0	0	0	0	0	0	0	0	2
22:30	0	0	0	0	1	1	0	0	0	0	0	0	0	2
22:45	0	0	0	0	0	0	0	0	0	0	0	0	0	0
23:00	0	0	0	0	1	0	0	0	0	0	0	0	0	1
23:15	0	0	0	0	0	0	0	0	0	0	0	0	0	0
23:30	0	0	0	0	1	0	0	0	0	0	0	0	0	1
23:45	0	0	0	0	1	0	0	0	0	0	0	0	0	1
Totals	22	43	60	104	49	16	1							295
% of Totals	7%	15%	20%	35%	17%	5%	0%							100%

AM Volumes	5	15	17	36	9	5	1	0	0	0	0	0	0	88
% AM	2%	5%	6%	12%	3%	2%	0%							30%
AM Peak Hour	11:45	11:00	08:45	07:15	07:45	07:30	07:45							11:45
Volume	5	7	6	10	5	3	1							30
PM Volumes	17	28	43	68	40	11	0	0	0	0	0	0	0	207
% PM	6%	9%	15%	23%	14%	4%								70%
PM Peak Hour	12:15	12:15	17:00	14:00	17:45	14:30								12:15
Volume	7	10	9	16	9	3								40

Directional Peak Periods	AM 7-9			NOON 12-2			PM 4-6			Off Peak Volumes		
All Classes	Volume	↔	%	Volume	↔	%	Volume	↔	%	Volume	↔	%
	29	↔	10%	63	↔	21%	39	↔	13%	164	↔	56%

Street Name	Direction	Percentiles					
		15th	50th	Average	85th	95th	ADT
S Reese Pl	North Bound	18	26	25	32	38	110
S Reese Pl	South Bound	18	26	25	32	36	295

Prepared by National Data & Surveying Services

SPEED

S Reese Pl Bet. W Olive Ave & W Oak St

Day: Wednesday
Date: 1/19/2022

City: Burbank
Project #: CA22_020022_016

Summary

Time	< 15	15 - 19	20 - 24	25 - 29	30 - 34	35 - 39	40 - 44	45 - 49	50 - 54	55 - 59	60 - 64	65 - 69	70 +	Total
00:00 AM	0	0	0	1	0	0	1	0	0	0	0	0	0	2
00:15	0	0	0	0	0	0	0	0	0	0	0	0	0	0
00:30	0	0	0	0	0	1	0	0	0	0	0	0	0	1
00:45	0	0	0	0	0	0	0	0	0	0	0	0	0	0
01:00	0	0	0	0	0	0	0	0	0	0	0	0	0	0
01:15	0	0	1	0	0	0	0	0	0	0	0	0	0	1
01:30	0	0	0	0	0	0	0	0	0	0	0	0	0	0
01:45	0	0	0	0	0	0	0	0	0	0	0	0	0	0
02:00	0	0	0	0	0	1	0	0	0	0	0	0	0	1
02:15	0	1	1	1	0	0	0	0	0	0	0	0	0	3
02:30	0	0	0	0	1	0	0	0	0	0	0	0	0	1
02:45	0	0	0	1	0	0	0	0	0	0	0	0	0	1
03:00	0	0	0	0	0	0	0	0	0	0	0	0	0	0
03:15	0	1	0	0	0	0	0	0	0	0	0	0	0	1
03:30	0	0	0	1	0	0	0	0	0	0	0	0	0	1
03:45	0	0	0	0	0	0	0	0	0	0	0	0	0	0
04:00	0	0	0	0	0	0	0	0	0	0	0	0	0	0
04:15	0	0	0	0	0	0	0	0	0	0	0	0	0	0
04:30	0	0	0	0	0	0	0	0	0	0	0	0	0	0
04:45	0	0	0	0	0	0	0	0	0	0	0	0	0	0
05:00	0	0	0	0	0	0	0	0	0	0	0	0	0	0
05:15	0	0	0	0	2	0	0	0	0	0	0	0	0	2
05:30	0	0	0	1	1	0	0	0	0	0	0	0	0	2
05:45	0	0	0	0	0	0	1	0	0	0	0	0	0	1
06:00	0	0	0	0	0	0	0	0	0	0	0	0	0	0
06:15	0	1	0	0	0	0	0	0	0	0	0	0	0	1
06:30	0	0	1	1	0	0	0	0	0	0	0	0	0	2
06:45	1	0	0	2	0	1	0	0	0	0	0	0	0	4
07:00	0	0	1	1	0	0	0	0	0	0	0	0	0	2
07:15	0	0	0	1	0	0	0	0	0	0	0	0	0	1
07:30	0	0	1	2	0	0	0	0	0	0	0	0	0	3
07:45	0	1	0	6	2	2	0	0	0	0	0	0	0	11
08:00	1	1	0	4	0	1	0	0	0	0	0	0	0	7
08:15	1	1	2	3	3	2	0	0	0	0	0	0	0	12
08:30	0	0	0	1	1	0	1	0	0	0	0	0	0	3
08:45	0	0	1	1	0	0	0	0	0	0	0	0	0	2
09:00	0	0	2	5	0	0	0	0	0	0	0	0	0	7
09:15	0	0	2	1	0	0	0	0	0	0	0	0	0	3
09:30	1	1	2	4	0	0	0	0	0	0	0	0	0	8
09:45	0	0	0	1	1	0	0	0	0	0	0	0	0	2
10:00	0	1	1	2	1	0	0	0	0	0	0	0	0	5
10:15	0	1	3	2	2	1	0	0	0	0	0	0	0	9
10:30	0	2	2	1	0	0	0	0	0	0	0	0	0	5
10:45	0	0	1	1	0	0	0	0	0	0	0	0	0	2
11:00	0	3	0	4	0	0	0	0	0	0	0	0	0	7
11:15	3	0	0	3	1	0	0	0	0	0	0	0	0	7
11:30	0	3	1	4	0	0	0	0	0	0	0	0	0	8
11:45	0	2	2	4	0	0	0	0	0	0	0	0	0	8
12:00 PM	0	0	1	1	1	0	0	0	0	0	0	0	0	3
12:15	3	1	1	3	3	0	0	0	0	0	0	0	0	11
12:30	3	5	1	2	1	1	0	0	0	0	0	0	0	13
12:45	0	3	1	4	0	0	0	0	0	0	0	0	0	8
13:00	2	4	3	4	1	0	0	0	0	0	0	0	0	14
13:15	0	2	0	1	3	1	0	0	0	0	0	0	0	7
13:30	0	1	2	3	3	1	0	0	0	0	0	0	0	10
13:45	2	1	2	5	3	0	0	0	0	0	0	0	0	13
14:00	1	0	4	3	0	0	0	0	0	0	0	0	0	8
14:15	0	0	1	5	1	0	0	0	0	0	0	0	0	7
14:30	1	0	2	3	5	0	0	0	0	0	0	0	0	11
14:45	0	2	2	6	0	2	0	0	0	0	0	0	0	12
15:00	0	0	0	1	1	0	0	0	0	0	0	0	0	2
15:15	2	0	0	1	1	1	0	0	0	0	0	0	0	5
15:30	0	1	0	1	0	0	0	0	0	0	0	0	0	2
15:45	1	2	0	1	0	1	0	0	0	0	0	0	0	5
16:00	0	1	0	0	0	0	0	0	0	0	0	0	0	1
16:15	2	1	4	1	0	0	0	0	0	0	0	0	0	8
16:30	0	1	2	2	0	1	0	0	0	0	0	0	0	6
16:45	1	2	0	1	0	0	0	0	0	0	0	0	0	4
17:00	1	3	2	1	0	2	0	0	0	0	0	0	0	9
17:15	0	0	4	2	1	0	0	0	0	0	0	0	0	7
17:30	1	0	4	0	1	1	0	0	0	0	0	0	0	7
17:45	1	1	2	2	4	0	0	0	0	0	0	0	0	10
18:00	0	2	2	3	3	0	0	0	0	0	0	0	0	10
18:15	0	1	3	3	1	1	0	0	0	0	0	0	0	9
18:30	0	1	2	2	1	0	0	0	0	0	0	0	0	6
18:45	0	3	3	2	1	0	0	0	0	0	0	0	0	9
19:00	0	0	2	1	1	0	0	0	0	0	0	0	0	4
19:15	0	0	2	1	0	0	0	0	0	0	0	0	0	3
19:30	0	0	1	2	1	1	0	0	0	0	0	0	0	5
19:45	0	1	2	3	1	0	0	0	0	0	0	0	0	7
20:00	0	0	0	2	0	0	0	0	0	0	0	0	0	2
20:15	0	0	1	1	0	0	0	0	0	0	0	0	0	2
20:30	0	0	0	2	1	0	0	0	0	0	0	0	0	3
20:45	0	0	0	1	1	0	0	0	0	0	0	0	0	2
21:00	0	1	3	3	0	0	0	0	0	0	0	0	0	7
21:15	0	0	3	1	0	0	0	0	0	0	0	0	0	4
21:30	0	0	1	0	1	0	0	0	0	0	0	0	0	2
21:45	0	0	0	1	0	0	0	0	0	0	0	0	0	1
22:00	0	0	0	1	0	0	0	0	0	0	0	0	0	1
22:15	0	0	1	1	1	0	0	0	0	0	0	0	0	3
22:30	0	0	0	0	1	1	0	0	0	0	0	0	0	2
22:45	0	0	0	0	0	0	0	0	0	0	0	0	0	0
23:00	0	0	0	0	1	0	0	0	0	0	0	0	0	1
23:15	0	0	0	0	0	0	0	0	0	0	0	0	0	0
23:30	0	0	1	0	1	0	0	0	0	0	0	0	0	2
23:45	0	0	0	0	1	0	0	0	0	0	0	0	0	1
Totals	**28**	**59**	**89**	**142**	**61**	**23**	**3**							**405**
% of Totals	7%	15%	22%	35%	15%	6%	1%							100%

AM Volumes	7	19	24	55	15	8	3	0	0	0	0	0	0	136
% AM	2%	5%	6%	15%	4%	2%	1%							34%
AM Peak Hour	11:45	11:00	08:45	07:30	07:45	07:30								11:45
Volume	6	8	7	15	6	5	1							35
PM Volumes	21	40	65	83	46	14	0	0	0	0	0	0	0	269
% PM	5%	10%	16%	20%	11%	3%								66%
PM Peak Hour	12:15	12:30	17:00	14:00	13:00	14:30								12:15
Volume	8	14	12	17	10	3								46

Directional Peak Periods	AM 7-9			NOON 12-2			PM 4-6			Off Peak Volumes		
All Classes	Volume	⟷	%	Volume	⟷	%	Volume	⟷	%	Volume	⟷	%
	41		10%	79		20%	52		13%	233		58%

Street Name	Direction	Percentiles					
		15th	50th	Average	85th	95th	ADT
S Reese Pl	Summary	18	26	25	32	36	405

Prepared by National Data & Surveying Services

SPEED

S Reese Pl Bet. W Olive Ave & W Oak St

Day: Wednesday
Date: 1/19/2022

City: Burbank
Project #: CA22_020022_016n

North Bound

Time	< 15	15 - 19	20 - 24	25 - 29	30 - 34	35 - 39	40 - 44	45 - 49	50 - 54	55 - 59	60 - 64	65 - 69	70 +	Total
00:00 AM	0	0	0	0	0	1	1	0	0	0	0	0	0	2
01:00	0	0	0	0	0	0	0	0	0	0	0	0	0	0
02:00	0	0	1	2	0	0	0	0	0	0	0	0	0	3
03:00	0	1	0	0	0	0	0	0	0	0	0	0	0	1
04:00	0	0	0	0	0	0	0	0	0	0	0	0	0	0
05:00	0	0	0	0	2	0	1	0	0	0	0	0	0	3
06:00	0	0	0	0	0	1	0	0	0	0	0	0	0	1
07:00	0	1	0	4	0	0	0	0	0	0	0	0	0	5
08:00	0	0	1	3	1	2	0	0	0	0	0	0	0	7
09:00	1	0	1	5	0	0	0	0	0	0	0	0	0	7
10:00	0	1	4	2	2	0	0	0	0	0	0	0	0	9
11:00	1	1	0	7	1	0	0	0	0	0	0	0	0	10
12:00 PM	1	1	0	0	1	0	0	0	0	0	0	0	0	3
13:00	1	4	2	3	3	0	0	0	0	0	0	0	0	13
14:00	1	1	1	1	1	0	0	0	0	0	0	0	0	5
15:00	0	0	0	2	0	0	0	0	0	0	0	0	0	2
16:00	0	1	3	0	0	1	0	0	0	0	0	0	0	5
17:00	1	1	3	0	1	2	0	0	0	0	0	0	0	8
18:00	0	3	4	4	0	0	0	0	0	0	0	0	0	11
19:00	0	0	3	2	0	0	0	0	0	0	0	0	0	5
20:00	0	0	0	2	0	0	0	0	0	0	0	0	0	2
21:00	0	1	4	1	0	0	0	0	0	0	0	0	0	6
22:00	0	0	1	0	0	0	0	0	0	0	0	0	0	1
23:00	0	0	1	0	0	0	0	0	0	0	0	0	0	1
Totals	6	16	29	38	12	7	2							110
% of Totals	5%	15%	26%	35%	11%	6%	2%							100%

AM Volumes	2	4	7	23	6	4	2	0	0	0	0	0	0	48
% AM	2%	4%	6%	21%	5%	4%	2%							44%
AM Peak Hour	09:00	03:00	10:00	11:00	05:00	08:00								11:00
Volume	1	1	4	7	2	2	1							10
PM Volumes	4	12	22	15	6	3	0	0	0	0	0	0	0	62
% PM	4%	11%	20%	14%	5%	3%								56%
PM Peak Hour	12:00	13:00	18:00	18:00	13:00	17:00								13:00
Volume	1	4	4	4	3	2								13

Directional Peak Periods	AM 7-9			NOON 12-2			PM 4-6			Off Peak Volumes		
All Speeds	Volume		%	Volume		%	Volume		%	Volume		%
	12	↔	11%	16	↔	15%	13	↔	12%	69	↔	63%

Street Name	Direction	Percentiles					
		15th	50th	Average	85th	95th	ADT
S Reese Pl	North Bound	18	26	25	32	38	110
S Reese Pl	South Bound	18	26	25	32	36	295

Prepared by National Data & Surveying Services

SPEED

S Reese Pl Bet. W Olive Ave & W Oak St

Day: Wednesday
Date: 1/19/2022

City: Burbank
Project #: CA22_020022_016s

South Bound

Time	< 15	15 - 19	20 - 24	25 - 29	30 - 34	35 - 39	40 - 44	45 - 49	50 - 54	55 - 59	60 - 64	65 - 69	70 +	Total
00:00 AM	0	0	0	1	0	0	0	0	0	0	0	0	0	1
01:00	0	0	1	0	0	0	0	0	0	0	0	0	0	1
02:00	0	1	0	0	1	1	0	0	0	0	0	0	0	3
03:00	0	0	0	1	0	0	0	0	0	0	0	0	0	1
04:00	0	0	0	0	0	0	0	0	0	0	0	0	0	0
05:00	0	0	0	1	1	0	0	0	0	0	0	0	0	2
06:00	1	1	1	3	0	0	0	0	0	0	0	0	0	6
07:00	0	0	2	6	2	2	0	0	0	0	0	0	0	12
08:00	2	2	2	6	3	1	1	0	0	0	0	0	0	17
09:00	0	1	5	6	1	0	0	0	0	0	0	0	0	13
10:00	0	3	3	4	1	1	0	0	0	0	0	0	0	12
11:00	2	7	3	8	0	0	0	0	0	0	0	0	0	20
12:00 PM	5	8	4	10	4	1	0	0	0	0	0	0	0	32
13:00	3	4	5	10	7	2	0	0	0	0	0	0	0	31
14:00	1	1	8	16	5	2	0	0	0	0	0	0	0	33
15:00	3	3	0	2	2	2	0	0	0	0	0	0	0	12
16:00	3	4	3	4	0	0	0	0	0	0	0	0	0	14
17:00	2	3	9	5	5	1	0	0	0	0	0	0	0	25
18:00	0	4	6	6	6	1	0	0	0	0	0	0	0	23
19:00	0	1	4	5	3	1	0	0	0	0	0	0	0	14
20:00	0	0	1	4	2	0	0	0	0	0	0	0	0	7
21:00	0	0	3	4	1	0	0	0	0	0	0	0	0	8
22:00	0	0	0	2	2	1	0	0	0	0	0	0	0	5
23:00	0	0	0	0	3	0	0	0	0	0	0	0	0	3
Totals	22	43	60	104	49	16	1							295
% of Totals	7%	15%	20%	35%	17%	5%	0%							100%

AM Volumes	5	15	17	36	9	5	1	0	0	0	0	0	0	88
% AM	2%	5%	6%	12%	3%	2%	0%							30%
AM Peak Hour	08:00	11:00	09:00	11:00	08:00	07:00	08:00							11:00
Volume	2	7	5	8	3	2	1							20
PM Volumes	17	28	43	68	40	11	0	0	0	0	0	0	0	207
% PM	6%	9%	15%	23%	14%	4%								70%
PM Peak Hour	12:00	12:00	17:00	14:00	13:00	13:00								14:00
Volume	5	8	9	16	7	2								33

Directional Peak Periods	AM 7-9			NOON 12-2			PM 4-6			Off Peak Volumes		
All Speeds	Volume		%	Volume		%	Volume		%	Volume		%
	29	↔	10%	63	↔	21%	39	↔	13%	164	↔	56%

Street Name	Direction	Percentiles					
		15th	50th	Average	85th	95th	ADT
S Reese Pl	North Bound	18	26	25	32	38	110
S Reese Pl	South Bound	18	26	25	32	36	295

Prepared by National Data & Surveying Services

SPEED

S Reese Pl Bet. W Olive Ave & W Oak St

Day: Wednesday
Date: 1/19/2022

City: Burbank
Project #: CA22_020022_016

Summary

Time	< 15	15 - 19	20 - 24	25 - 29	30 - 34	35 - 39	40 - 44	45 - 49	50 - 54	55 - 59	60 - 64	65 - 69	70 +	Total
00:00 AM	0	0	0	1	0	1	1	0	0	0	0	0	0	3
01:00	0	0	1	0	0	0	0	0	0	0	0	0	0	1
02:00	0	1	1	2	1	1	0	0	0	0	0	0	0	6
03:00	0	1	0	1	0	0	0	0	0	0	0	0	0	2
04:00	0	0	0	0	0	0	0	0	0	0	0	0	0	0
05:00	0	0	0	1	3	0	1	0	0	0	0	0	0	5
06:00	1	1	1	3	0	1	0	0	0	0	0	0	0	7
07:00	0	1	2	10	2	2	0	0	0	0	0	0	0	17
08:00	2	2	3	9	4	3	1	0	0	0	0	0	0	24
09:00	1	1	6	11	1	0	0	0	0	0	0	0	0	20
10:00	0	4	7	6	3	1	0	0	0	0	0	0	0	21
11:00	3	8	3	15	1	0	0	0	0	0	0	0	0	30
12:00 PM	6	9	4	10	5	1	0	0	0	0	0	0	0	35
13:00	4	8	7	13	10	2	0	0	0	0	0	0	0	44
14:00	2	2	9	17	6	2	0	0	0	0	0	0	0	38
15:00	3	3	0	4	2	2	0	0	0	0	0	0	0	14
16:00	3	5	6	4	0	1	0	0	0	0	0	0	0	19
17:00	3	4	12	5	6	3	0	0	0	0	0	0	0	33
18:00	0	7	10	10	6	1	0	0	0	0	0	0	0	34
19:00	0	1	7	7	3	1	0	0	0	0	0	0	0	19
20:00	0	0	1	6	2	0	0	0	0	0	0	0	0	9
21:00	0	1	7	5	1	0	0	0	0	0	0	0	0	14
22:00	0	0	1	2	2	1	0	0	0	0	0	0	0	6
23:00	0	0	1	0	3	0	0	0	0	0	0	0	0	4
Totals	28	59	89	142	61	23	3							405
% of Totals	7%	15%	22%	35%	15%	6%	1%							100%

AM Volumes	7	19	24	59	15	9	3	0	0	0	0	0	0	136
% AM	2%	5%	6%	15%	4%	2%	1%							34%
AM Peak Hour	11:00	11:00	10:00	11:00	08:00	08:00								11:00
Volume	3	8	7	15	4	3	1							30
PM Volumes	21	40	65	83	46	14	0	0	0	0	0	0	0	269
% PM	5%	10%	16%	20%	11%	3%								66%
PM Peak Hour	12:00	12:00	17:00	14:00	13:00	17:00								13:00
Volume	6	9	12	17	10	3								44

Directional Peak Periods	AM 7-9			NOON 12-2			PM 4-6			Off Peak Volumes		
All Speeds	Volume		%	Volume		%	Volume		%	Volume		%
	41	↔	10%	79	↔	20%	52	↔	13%	233	↔	58%

Street Name	Direction	Percentiles					
		15th	50th	Average	85th	95th	ADT
S Reese Pl	Summary	18	26	25	32	36	405

Prepared by NDS/ATD

Prepared by National Data & Surveying Services

VOLUME

S Reese Pl Bet. W Olive Ave & W Oak St

Day: Wednesday
Date: 1/19/2022

City: Burbank
Project #: CA22_020022_016

DAILY TOTALS	NB	SB	EB	WB	Total
	110	295	0	0	405

AM Period	NB		SB		EB	WB	TOTAL		PM Period	NB		SB		EB	WB	TOTAL	
00:00	1		1		0	0	2		12:00	0		3		0	0	3	
00:15	0		0		0	0			12:15	2		9		0	0	11	
00:30	1		0		0	0	1		12:30	1		12		0	0	13	
00:45	0	2	0	1	0	0		3	12:45	0	3	8	32	0	0	8	35
01:00	0		0		0	0			13:00	3		11		0	0	14	
01:15	0		1		0	0	1		13:15	3		4		0	0	7	
01:30	0		0		0	0			13:30	4		6		0	0	10	
01:45	0		0	1	0	0		1	13:45	3	13	10	31	0	0	13	44
02:00	0		1		0	0	1		14:00	3		5		0	0	8	
02:15	2		1		0	0	3		14:15	0		7		0	0	7	
02:30	0		1		0	0	1		14:30	1		10		0	0	11	
02:45	1	3	0	3	0	0	1	6	14:45	1	5	11	33	0	0	12	38
03:00	0		0		0	0			15:00	1		1		0	0	2	
03:15	1		0		0	0	1		15:15	0		5		0	0	5	
03:30	0		1		0	0	1		15:30	1		1		0	0	2	
03:45	0	1	0	1	0	0		2	15:45	0	2	5	12	0	0	5	14
04:00	0		0		0	0			16:00	0		1		0	0	1	
04:15	0		0		0	0			16:15	2		6		0	0	8	
04:30	0		0		0	0			16:30	3		3		0	0	6	
04:45	0		0		0	0			16:45	0	5	4	14	0	0	4	19
05:00	0		0		0	0			17:00	2		7		0	0	9	
05:15	1		1		0	0	2		17:15	0		7		0	0	7	
05:30	1		1		0	0	2		17:30	5		2		0	0	7	
05:45	1	3	0	2	0	0	1	5	17:45	1	8	9	25	0	0	10	33
06:00	0		0		0	0			18:00	4		6		0	0	10	
06:15	0		1		0	0	1		18:15	2		7		0	0	9	
06:30	0		2		0	0	2		18:30	2		4		0	0	6	
06:45	1	1	3	6	0	0	4	7	18:45	3	11	6	23	0	0	9	34
07:00	1		1		0	0	2		19:00	1		3		0	0	4	
07:15	0		1		0	0	1		19:15	0		3		0	0	3	
07:30	0		3		0	0	3		19:30	2		3		0	0	5	
07:45	4	5	7	12	0	0	11	17	19:45	2	5	5	14	0	0	7	19
08:00	1		6		0	0	7		20:00	1		1		0	0	2	
08:15	5		7		0	0	12		20:15	0		2		0	0	2	
08:30	0		3		0	0	3		20:30	1		2		0	0	3	
08:45	1	7	1	17	0	0	2	24	20:45	0	2	2	7	0	0	2	9
09:00	4		3		0	0	7		21:00	3		4		0	0	7	
09:15	0		3		0	0	3		21:15	2		2		0	0	4	
09:30	2		6		0	0	8		21:30	1		1		0	0	2	
09:45	1	7	1	13	0	0	2	20	21:45	0	6	1	8	0	0	1	14
10:00	2		3		0	0	5		22:00	0		1		0	0	1	
10:15	5		4		0	0	9		22:15	1		2		0	0	3	
10:30	2		3		0	0	5		22:30	0		2		0	0	2	
10:45	0	9	2	12	0	0	2	21	22:45	0	1	0	5	0	0		6
11:00	3		4		0	0	7		23:00	0		1		0	0	1	
11:15	3		4		0	0	7		23:15	0		0		0	0		
11:30	2		6		0	0	8		23:30	1		1		0	0	2	
11:45	2	10	6	20	0	0	8	30	23:45	0	1	1	3	0	0	1	4
TOTALS		48		88				136	TOTALS		62		207				269
SPLIT %		35.3%		64.7%				33.6%	SPLIT %		23.0%		77.0%				66.4%

DAILY TOTALS	NB	SB	EB	WB	Total
	110	295	0	0	405

AM Peak Hour	07:30	11:45			11:45	PM Peak Hour	13:00	12:15			12:15
AM Pk Volume	10	30			35	PM Pk Volume	13	40			46
Pk Hr Factor	0.500	0.625			0.673	Pk Hr Factor	0.813	0.833			0.821
7 - 9 Volume	12	29	0	0	41	4 - 6 Volume	13	39	0	0	52
7 - 9 Peak Hour	07:30	07:30			07:30	4 - 6 Peak Hour	17:00	17:00			17:00
7 - 9 Pk Volume	10	23	0	0	33	4 - 6 Pk Volume	8	25	0	0	33
Pk Hr Factor	0.500	0.821	0.000	0.000	0.688	Pk Hr Factor	0.400	0.694	0.000	0.000	0.825

Prepared by NDS/ATD

Project #: CA22_020022_016 **City:** Burbank

Location: S Reese Pl Bet. W Olive Ave & W Oak St **Date:** 1/19/2022

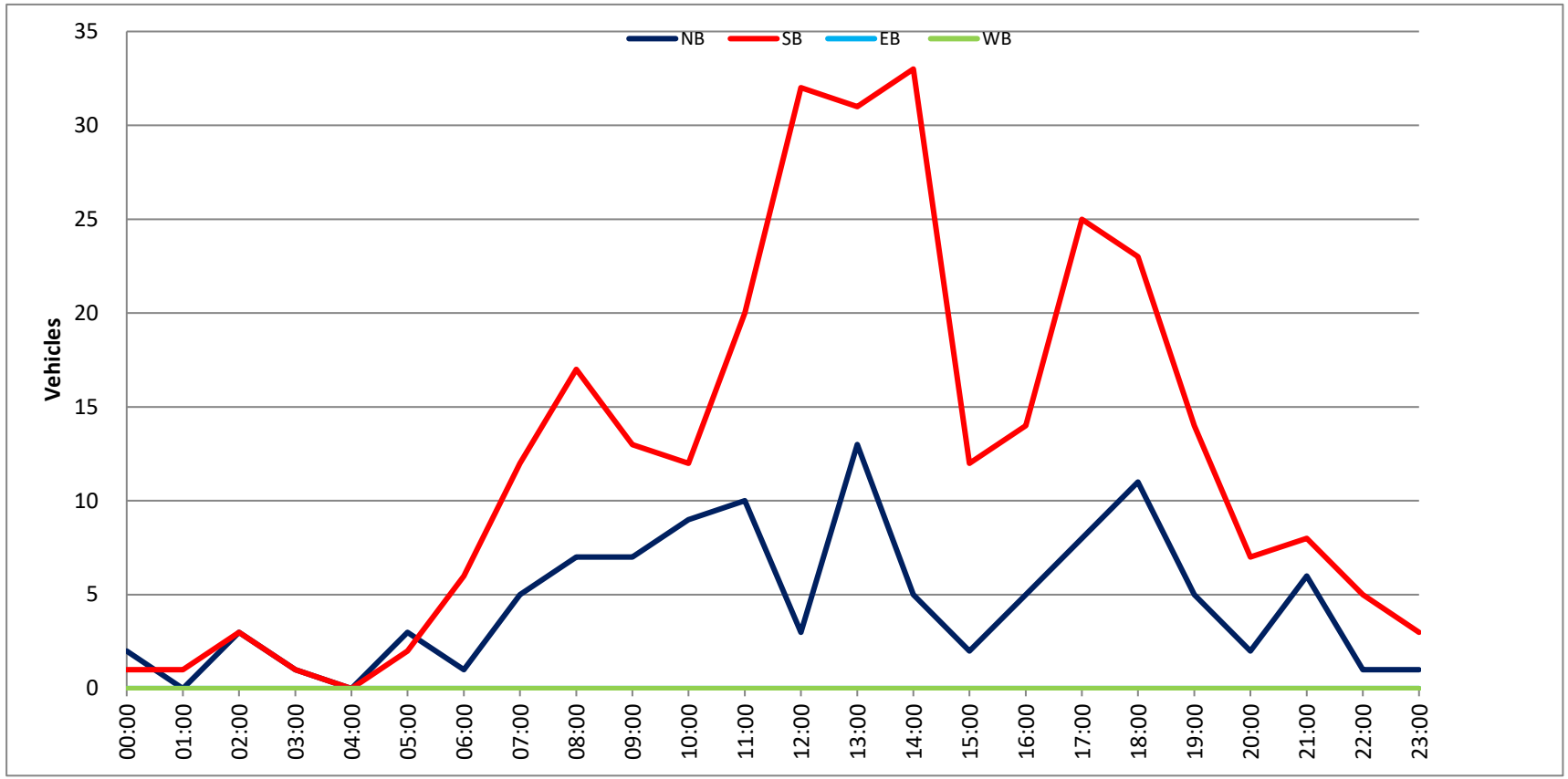

Prepared by National Data & Surveying Services

SPEED

S Reese Pl Bet. W Olive Ave & W Oak St

Day: Thursday
Date: 1/20/2022

City: Burbank
Project #: CA22_020022_016n

North Bound

Time	< 15	15 - 19	20 - 24	25 - 29	30 - 34	35 - 39	40 - 44	45 - 49	50 - 54	55 - 59	60 - 64	65 - 69	70 +	Total
00:00 AM	0	0	0	0	0	0	0	0	0	0	0	0	0	0
00:15	0	0	0	0	1	0	0	0	0	0	0	0	0	1
00:30	0	0	0	0	0	0	0	0	0	0	0	0	0	0
00:45	0	0	0	0	1	0	0	0	0	0	0	0	0	1
01:00	0	0	0	0	0	0	0	0	0	0	0	0	0	0
01:15	0	0	0	0	0	0	0	0	0	0	0	0	0	0
01:30	0	0	0	0	0	0	0	0	0	0	0	0	0	0
01:45	0	0	0	0	0	0	0	0	0	0	0	0	0	0
02:00	0	0	0	0	1	0	0	0	0	0	0	0	0	1
02:15	0	0	0	1	0	0	0	0	0	0	0	0	0	1
02:30	0	0	0	0	0	0	0	0	0	0	0	0	0	0
02:45	0	0	0	1	0	0	0	0	0	0	0	0	0	1
03:00	0	0	0	1	0	0	0	0	0	0	0	0	0	1
03:15	0	0	0	0	0	0	0	0	0	0	0	0	0	0
03:30	0	0	0	0	0	0	0	0	0	0	0	0	0	0
03:45	0	0	0	0	0	0	0	0	0	0	0	0	0	0
04:00	0	0	0	1	0	0	0	0	0	0	0	0	0	1
04:15	0	0	0	0	0	0	0	0	0	0	0	0	0	0
04:30	0	0	0	0	0	0	0	0	0	0	0	0	0	0
04:45	0	0	0	0	0	0	0	0	0	0	0	0	0	0
05:00	0	0	0	0	0	0	0	0	0	0	0	0	0	0
05:15	0	0	0	1	0	0	0	0	0	0	0	0	0	1
05:30	0	0	0	0	1	0	0	0	0	0	0	0	0	1
05:45	0	0	0	1	1	0	0	0	0	0	0	0	0	2
06:00	0	0	0	0	0	0	0	0	0	0	0	0	0	0
06:15	0	0	0	0	0	1	0	0	0	0	0	0	0	1
06:30	0	0	0	0	1	0	0	0	0	0	0	0	0	1
06:45	0	0	0	0	1	1	0	0	0	0	0	0	0	2
07:00	0	0	0	1	1	0	0	0	0	0	0	0	0	2
07:15	0	0	0	0	0	0	0	0	0	0	0	0	0	0
07:30	0	0	0	0	1	0	0	0	0	0	0	0	0	1
07:45	0	0	0	2	1	0	0	0	0	0	0	0	0	3
08:00	0	0	0	0	1	1	0	0	0	0	0	0	0	2
08:15	0	0	0	1	1	1	0	0	0	0	0	0	0	3
08:30	0	0	0	1	0	0	0	0	0	0	0	0	0	1
08:45	0	0	0	1	1	0	0	0	0	0	0	0	0	2
09:00	0	0	1	2	1	0	0	0	0	0	0	0	0	4
09:15	0	0	0	1	1	0	0	0	0	0	0	0	0	2
09:30	0	0	0	1	1	0	0	0	0	0	0	0	0	2
09:45	0	0	0	1	1	0	0	0	0	0	0	0	0	2
10:00	0	0	1	1	1	0	0	0	0	0	0	0	0	3
10:15	0	1	1	1	1	0	0	0	0	0	0	0	0	4
10:30	0	0	0	1	1	0	0	0	0	0	0	0	0	2
10:45	0	0	0	0	1	0	0	0	0	0	0	0	0	1
11:00	0	0	0	2	2	0	0	0	0	0	0	0	0	4
11:15	0	0	0	0	1	1	0	0	0	0	0	0	0	2
11:30	0	0	0	1	1	1	0	0	0	0	0	0	0	3
11:45	0	0	0	1	1	0	0	0	0	0	0	0	0	2
12:00 PM	0	0	0	1	0	0	0	0	0	0	0	0	0	1
12:15	0	0	0	1	1	0	0	0	0	0	0	0	0	2
12:30	1	0	1	1	0	0	0	0	0	0	0	0	0	3
12:45	0	1	0	0	0	0	0	0	0	0	0	0	0	1
13:00	0	1	3	1	0	0	0	0	0	0	0	0	0	5
13:15	0	0	2	1	1	0	1	0	0	0	0	0	0	5
13:30	0	0	0	1	0	0	0	0	0	0	0	0	0	1
13:45	0	0	0	0	0	0	0	0	0	0	0	0	0	0
14:00	0	2	1	1	0	0	0	0	0	0	0	0	0	4
14:15	0	0	0	0	1	1	0	0	0	0	0	0	0	2
14:30	0	0	2	1	1	0	0	0	0	0	0	0	0	4
14:45	0	0	0	0	0	0	0	0	0	0	0	0	0	0
15:00	0	1	1	1	2	0	0	0	0	0	0	0	0	5
15:15	0	1	0	1	0	0	0	0	0	0	0	0	0	2
15:30	0	0	0	0	0	0	0	0	0	0	0	0	0	0
15:45	0	0	0	0	1	0	0	0	0	0	0	0	0	1
16:00	0	1	0	0	0	0	0	0	0	0	0	0	0	1
16:15	0	0	1	0	0	0	0	0	0	0	0	0	0	1
16:30	0	0	0	1	0	0	0	0	0	0	0	0	0	1
16:45	1	1	1	0	0	0	0	0	0	0	0	0	0	3
17:00	0	0	1	0	2	0	0	0	0	0	0	0	0	3
17:15	0	0	1	0	0	0	0	0	0	0	0	0	0	1
17:30	0	0	0	0	0	0	0	0	0	0	0	0	0	0
17:45	2	0	4	0	0	0	0	0	0	0	0	0	0	6
18:00	1	0	1	0	0	0	0	0	0	0	0	0	0	2
18:15	1	1	1	0	0	0	0	0	0	0	0	0	0	3
18:30	0	0	2	2	0	0	0	0	0	0	0	0	0	4
18:45	0	0	1	0	0	0	0	0	0	0	0	0	0	1
19:00	0	1	1	0	0	0	0	0	0	0	0	0	0	2
19:15	0	0	0	0	0	0	0	0	0	0	0	0	0	0
19:30	1	0	0	0	0	0	0	0	0	0	0	0	0	1
19:45	1	0	1	0	0	0	0	0	0	0	0	0	0	2
20:00	0	0	0	2	0	0	0	0	0	0	0	0	0	2
20:15	0	0	0	1	0	0	0	0	0	0	0	0	0	1
20:30	0	0	0	0	0	0	0	0	0	0	0	0	0	0
20:45	0	0	0	0	0	0	0	0	0	0	0	0	0	0
21:00	0	0	0	1	0	0	0	0	0	0	0	0	0	1
21:15	0	0	0	1	0	0	0	0	0	0	0	0	0	1
21:30	0	0	0	0	0	0	1	0	0	0	0	0	0	1
21:45	0	0	0	0	0	0	0	0	0	0	0	0	0	0
22:00	0	0	0	0	0	0	1	0	0	0	0	0	0	1
22:15	0	0	0	0	0	0	0	0	0	0	0	0	0	0
22:30	0	0	0	0	0	0	0	0	0	0	0	0	0	0
22:45	1	0	0	0	0	1	1	0	0	0	0	0	0	3
23:00	0	0	0	0	0	0	0	0	0	0	0	0	0	0
23:15	0	0	0	0	0	0	0	0	0	0	0	0	0	0
23:30	0	0	0	0	0	0	0	0	0	0	0	0	0	0
23:45	1	0	0	0	0	0	0	0	0	0	0	0	0	1
Totals	**10**	**11**	**23**	**42**	**35**	**8**	**4**							**133**
% of Totals	7%	8%	20%	30%	25%	6%	3%							100%

AM Volumes	0	1	3	24	26	6	0	0	0	0	0	0	0	60
% AM		1%	2%	17%	19%	4%								43%
AM Peak Hour	11:45	09:30	09:30	08:15	10:15	06:00								09:30
Volume	1	1	2	5	5	2								11
PM Volumes	10	10	25	18	9	2	4	0	0	0	0	0	0	78
% PM	7%	7%	18%	13%	7%	1%	3%							57%
PM Peak Hour	17:30	12:15	17:45	12:00	14:15	13:30	21:15							17:45
Volume	4	2	8	3	4	1	2							15

Directional Peak Periods	AM 7-9			NOON 12-2			PM 4-6			Off Peak Volumes		
All Classes	Volume	⟷	%	Volume	⟷	%	Volume	⟷	%	Volume	⟷	%
	14		10%	18		13%	16		12%	90		65%

Street Name	Direction	Percentiles					
		15th	50th	Average	85th	95th	ADT
S Reese Pl	North Bound	20	27	27	34	38	138
S Reese Pl	South Bound	20	26	26	33	37	296

Prepared by National Data & Surveying Services

SPEED

S Reese Pl Bet. W Olive Ave & W Oak St

Day: Thursday
Date: 1/20/2022

City: Burbank
Project #: CA22_020022_016s

South Bound

Time	< 15	15 - 19	20 - 24	25 - 29	30 - 34	35 - 39	40 - 44	45 - 49	50 - 54	55 - 59	60 - 64	65 - 69	70 +	Total
00:00 AM	0	0	0	0	0	0	0	0	0	0	0	0	0	0
00:15	0	0	0	1	0	0	0	0	0	0	0	0	0	1
00:30	0	0	0	0	0	0	0	0	0	0	0	0	0	0
00:45	0	0	0	0	0	0	0	0	0	0	0	0	0	0
01:00	0	0	0	0	0	0	0	0	0	0	0	0	0	0
01:15	0	0	0	1	0	0	0	0	0	0	0	0	0	1
01:30	0	0	0	0	0	0	0	0	0	0	0	0	0	0
01:45	0	0	0	1	0	0	0	0	0	0	0	0	0	1
02:00	0	0	0	1	0	1	0	0	0	0	0	0	0	2
02:15	0	0	0	0	0	0	0	0	0	0	0	0	0	0
02:30	0	0	0	1	0	0	0	0	0	0	0	0	0	1
02:45	0	0	0	0	0	0	0	0	0	0	0	0	0	0
03:00	0	0	0	0	1	0	0	0	0	0	0	0	0	1
03:15	0	0	0	0	0	0	0	0	0	0	0	0	0	0
03:30	0	0	0	1	0	0	0	0	0	0	0	0	0	1
03:45	0	0	0	0	0	0	0	0	0	0	0	0	0	0
04:00	0	0	0	0	1	0	0	0	0	0	0	0	0	1
04:15	0	0	0	0	0	0	0	0	0	0	0	0	0	0
04:30	0	0	0	0	0	0	0	0	0	0	0	0	0	0
04:45	0	0	0	0	0	0	0	0	0	0	0	0	0	0
05:00	0	0	0	0	0	0	0	0	0	0	0	0	0	0
05:15	0	0	0	1	1	0	0	0	0	0	0	0	0	2
05:30	0	0	0	1	0	0	0	0	0	0	0	0	0	1
05:45	0	0	0	1	0	0	0	0	0	0	0	0	0	1
06:00	0	0	0	1	0	0	0	0	0	0	0	0	0	1
06:15	0	1	1	0	0	0	0	0	0	0	0	0	0	2
06:30	0	0	1	2	0	0	0	0	0	0	0	0	0	3
06:45	0	1	0	1	1	0	0	0	0	0	0	0	0	3
07:00	0	0	1	1	0	0	0	0	0	0	0	0	0	2
07:15	0	0	0	1	1	0	0	0	0	0	0	0	0	2
07:30	0	0	1	2	1	0	0	0	0	0	0	0	0	4
07:45	0	0	0	1	2	1	0	0	0	0	0	0	0	4
08:00	0	1	2	2	2	1	0	0	0	0	0	0	0	8
08:15	0	1	2	1	1	1	0	0	0	0	0	0	0	6
08:30	0	0	0	1	1	1	1	0	0	0	0	0	0	4
08:45	0	0	0	1	1	0	0	0	0	0	0	0	0	2
09:00	0	0	0	2	2	0	0	0	0	0	0	0	0	4
09:15	0	0	2	1	1	0	0	0	0	0	0	0	0	4
09:30	0	0	1	2	1	1	0	0	0	0	0	0	0	5
09:45	0	0	0	0	1	1	0	0	0	0	0	0	0	2
10:00	0	0	0	2	1	0	0	0	0	0	0	0	0	3
10:15	0	0	1	1	1	0	0	0	0	0	0	0	0	3
10:30	0	0	1	1	0	0	0	0	0	0	0	0	0	2
10:45	0	0	1	1	1	0	0	0	0	0	0	0	0	3
11:00	0	0	1	2	1	0	0	0	0	0	0	0	0	4
11:15	0	0	2	2	0	0	0	0	0	0	0	0	0	4
11:30	0	1	2	1	1	0	0	0	0	0	0	0	0	5
11:45	0	1	1	2	1	0	0	0	0	0	0	0	0	5
12:00 PM	0	0	1	2	1	0	0	0	0	0	0	0	0	4
12:15	1	0	0	1	2	0	0	0	0	0	0	0	0	4
12:30	1	0	1	3	0	0	0	0	0	0	0	0	0	5
12:45	1	0	4	0	1	0	0	0	0	0	0	0	0	6
13:00	1	1	3	2	1	0	0	0	0	0	0	0	0	8
13:15	1	0	3	2	0	0	0	0	0	0	0	0	0	6
13:30	0	0	0	2	3	0	0	0	0	0	0	0	0	5
13:45	0	1	4	1	4	1	0	0	0	0	0	0	0	11
14:00	1	0	5	2	2	0	0	0	0	0	0	0	0	10
14:15	2	1	1	3	2	1	0	0	0	0	0	0	0	10
14:30	0	1	3	1	0	1	0	0	0	0	0	0	0	6
14:45	0	0	1	4	2	1	0	0	0	0	0	0	0	8
15:00	0	0	0	1	1	0	0	0	0	0	0	0	0	2
15:15	2	0	3	2	2	1	0	0	0	0	0	0	0	10
15:30	1	0	0	0	0	0	0	0	0	0	0	0	0	1
15:45	0	0	2	1	0	0	0	0	0	0	0	0	0	3
16:00	0	1	2	0	0	0	0	0	0	0	0	0	0	3
16:15	0	0	0	0	0	0	0	0	0	0	0	0	0	0
16:30	2	0	1	3	1	0	0	0	0	0	0	0	0	7
16:45	0	0	2	0	0	0	0	0	0	0	0	0	0	2
17:00	0	1	1	2	0	2	0	0	0	0	0	0	0	6
17:15	0	2	1	0	1	0	0	0	0	0	0	0	0	4
17:30	0	0	3	0	3	1	0	0	0	0	0	0	0	7
17:45	1	0	0	0	1	0	0	0	0	0	0	0	0	2
18:00	0	2	0	3	2	1	0	0	0	0	0	0	0	8
18:15	0	0	2	2	0	0	0	0	0	0	0	0	0	4
18:30	0	0	0	1	1	0	0	0	0	0	0	0	0	2
18:45	1	0	1	1	0	1	0	0	0	0	0	0	0	4
19:00	1	0	0	1	2	0	0	0	0	0	0	0	0	4
19:15	0	0	0	0	0	0	0	0	0	0	0	0	0	0
19:30	1	0	1	0	0	0	0	0	0	0	0	0	0	2
19:45	1	1	5	0	1	0	0	0	0	0	0	0	0	8
20:00	0	0	2	0	1	0	0	0	0	0	0	0	0	3
20:15	0	0	4	0	0	1	0	0	0	0	0	0	0	5
20:30	1	0	3	1	0	0	0	0	0	0	0	0	0	5
20:45	1	2	0	0	1	0	0	0	0	0	0	0	0	4
21:00	0	0	2	0	1	0	0	0	0	0	0	0	0	3
21:15	1	1	1	0	0	2	0	0	0	0	0	0	0	5
21:30	0	1	0	0	1	0	0	0	0	0	0	0	0	2
21:45	0	0	0	0	0	0	0	0	0	0	0	0	0	0
22:00	0	0	0	1	0	0	0	0	0	0	0	0	0	1
22:15	0	0	0	2	0	1	0	0	0	0	0	0	0	3
22:30	0	0	0	1	0	0	0	0	0	0	0	0	0	1
22:45	0	0	0	0	1	0	0	0	0	0	0	0	0	1
23:00	0	0	0	0	0	0	0	0	0	0	0	0	0	0
23:15	0	0	0	0	0	0	0	0	0	0	0	0	0	0
23:30	0	0	1	0	1	0	0	0	0	0	0	0	0	2
23:45	0	1	0	0	0	0	0	0	0	0	0	0	0	1
Totals	21	22	83	85	63	21	1							296
% of Totals	7%	7%	28%	29%	21%	7%	0%							100%

AM Volumes	0	6	20	40	24	7	1	0	0	0	0	0	0	98
% AM		2%	7%	14%	8%	2%	0%							33%
AM Peak Hour	11:45	06:00	10:45	11:45	07:15	07:45	07:45							07:30
Volume	2	2	6	8	6	4	1							22
PM Volumes	21	16	63	45	39	14	0	0	0	0	0	0	0	198
% PM	7%	5%	21%	15%	13%	5%								67%
PM Peak Hour	12:15	17:15	19:45	14:00	13:30	13:45								13:45
Volume	4	4	14	10	11	3								37

Directional Peak Periods	AM 7-9			NOON 12-2			PM 4-6			Off Peak Volumes		
All Classes	Volume	⟷	%	Volume	⟷	%	Volume	⟷	%	Volume	⟷	%
	32		11%	49		17%	31		10%	184		62%

Street Name	Direction	Percentiles					
		15th	50th	Average	85th	95th	ADT
S Reese Pl	North Bound	20	27	27	34	38	138
S Reese Pl	South Bound	20	26	26	33	37	296

Prepared by National Data & Surveying Services

SPEED

S Reese Pl Bet. W Olive Ave & W Oak St

Day: Thursday
Date: 1/20/2022

City: Burbank
Project #: CA22_020022_016

Summary

Time	< 15	15 - 19	20 - 24	25 - 29	30 - 34	35 - 39	40 - 44	45 - 49	50 - 54	55 - 59	60 - 64	65 - 69	70 +	Total
00:00 AM	0	0	0	0	0	0	0	0	0	0	0	0	0	0
00:15	0	0	0	1	1	0	0	0	0	0	0	0	0	2
00:30	0	0	0	0	0	0	0	0	0	0	0	0	0	0
00:45	0	0	0	0	1	0	0	0	0	0	0	0	0	1
01:00	0	0	0	0	0	0	0	0	0	0	0	0	0	0
01:15	0	0	0	1	0	0	0	0	0	0	0	0	0	1
01:30	0	0	0	0	0	0	0	0	0	0	0	0	0	0
01:45	0	0	0	1	0	0	0	0	0	0	0	0	0	1
02:00	0	0	0	1	1	1	0	0	0	0	0	0	0	3
02:15	0	0	0	1	0	0	0	0	0	0	0	0	0	1
02:30	0	0	0	1	0	0	0	0	0	0	0	0	0	1
02:45	0	0	0	1	0	0	0	0	0	0	0	0	0	1
03:00	0	0	0	1	1	0	0	0	0	0	0	0	0	2
03:15	0	0	0	0	0	0	0	0	0	0	0	0	0	0
03:30	0	0	0	1	0	0	0	0	0	0	0	0	0	1
03:45	0	0	0	0	0	0	0	0	0	0	0	0	0	0
04:00	0	0	0	1	1	0	0	0	0	0	0	0	0	2
04:15	0	0	0	0	0	0	0	0	0	0	0	0	0	0
04:30	0	0	0	0	0	0	0	0	0	0	0	0	0	0
04:45	0	0	0	0	0	0	0	0	0	0	0	0	0	0
05:00	0	0	0	0	0	0	0	0	0	0	0	0	0	0
05:15	0	0	0	2	1	0	0	0	0	0	0	0	0	3
05:30	0	0	0	1	1	0	0	0	0	0	0	0	0	2
05:45	0	0	0	2	1	0	0	0	0	0	0	0	0	3
06:00	0	0	0	1	0	0	0	0	0	0	0	0	0	1
06:15	0	1	1	0	0	1	0	0	0	0	0	0	0	3
06:30	0	0	1	2	1	0	0	0	0	0	0	0	0	4
06:45	0	1	0	1	2	1	0	0	0	0	0	0	0	5
07:00	0	0	1	2	1	0	0	0	0	0	0	0	0	4
07:15	0	0	0	1	1	0	0	0	0	0	0	0	0	2
07:30	0	0	1	2	2	0	0	0	0	0	0	0	0	5
07:45	0	0	0	3	3	1	0	0	0	0	0	0	0	7
08:00	0	1	2	2	3	2	0	0	0	0	0	0	0	10
08:15	0	1	2	2	2	2	0	0	0	0	0	0	0	9
08:30	0	0	0	2	1	1	1	0	0	0	0	0	0	5
08:45	0	0	0	2	2	0	0	0	0	0	0	0	0	4
09:00	0	0	1	4	3	0	0	0	0	0	0	0	0	8
09:15	0	0	2	2	2	0	0	0	0	0	0	0	0	6
09:30	0	0	1	3	2	1	0	0	0	0	0	0	0	7
09:45	0	0	0	1	2	1	0	0	0	0	0	0	0	4
10:00	0	0	1	3	2	0	0	0	0	0	0	0	0	6
10:15	0	1	2	2	2	0	0	0	0	0	0	0	0	7
10:30	0	0	1	2	1	0	0	0	0	0	0	0	0	4
10:45	0	0	1	1	2	0	0	0	0	0	0	0	0	4
11:00	0	0	1	4	3	0	0	0	0	0	0	0	0	8
11:15	0	0	2	2	1	1	0	0	0	0	0	0	0	6
11:30	0	1	2	2	2	1	0	0	0	0	0	0	0	8
11:45	0	1	1	3	2	0	0	0	0	0	0	0	0	7
12:00 PM	0	0	1	3	1	0	0	0	0	0	0	0	0	5
12:15	1	0	0	2	3	0	0	0	0	0	0	0	0	6
12:30	2	0	2	4	0	0	0	0	0	0	0	0	0	8
12:45	1	1	4	0	1	0	0	0	0	0	0	0	0	7
13:00	1	2	6	3	1	0	0	0	0	0	0	0	0	13
13:15	1	0	5	3	1	0	1	0	0	0	0	0	0	11
13:30	0	0	0	3	3	0	0	0	0	0	0	0	0	6
13:45	0	1	4	1	4	1	0	0	0	0	0	0	0	11
14:00	1	2	6	3	2	0	0	0	0	0	0	0	0	14
14:15	2	1	1	3	3	2	0	0	0	0	0	0	0	12
14:30	0	1	5	2	1	1	0	0	0	0	0	0	0	10
14:45	0	0	1	4	2	1	0	0	0	0	0	0	0	8
15:00	0	1	1	2	3	0	0	0	0	0	0	0	0	7
15:15	2	1	3	3	2	1	0	0	0	0	0	0	0	12
15:30	1	0	0	0	0	0	0	0	0	0	0	0	0	1
15:45	0	0	2	1	1	0	0	0	0	0	0	0	0	4
16:00	0	2	2	0	0	0	0	0	0	0	0	0	0	4
16:15	0	0	1	0	0	0	0	0	0	0	0	0	0	1
16:30	2	0	1	4	1	0	0	0	0	0	0	0	0	8
16:45	1	1	3	0	0	0	0	0	0	0	0	0	0	5
17:00	0	1	2	2	2	2	0	0	0	0	0	0	0	9
17:15	0	2	2	0	1	0	0	0	0	0	0	0	0	5
17:30	0	0	3	0	3	1	0	0	0	0	0	0	0	7
17:45	3	0	4	0	1	0	0	0	0	0	0	0	0	8
18:00	1	2	1	3	2	1	0	0	0	0	0	0	0	10
18:15	1	1	3	2	0	0	0	0	0	0	0	0	0	7
18:30	0	0	2	3	1	0	0	0	0	0	0	0	0	6
18:45	1	0	2	1	0	1	0	0	0	0	0	0	0	5
19:00	1	1	1	1	2	0	0	0	0	0	0	0	0	6
19:15	0	0	0	0	0	0	0	0	0	0	0	0	0	0
19:30	2	0	1	0	0	0	0	0	0	0	0	0	0	3
19:45	2	1	6	0	1	0	0	0	0	0	0	0	0	10
20:00	0	0	2	2	1	0	0	0	0	0	0	0	0	5
20:15	0	0	4	1	0	1	0	0	0	0	0	0	0	6
20:30	1	0	3	1	0	0	0	0	0	0	0	0	0	5
20:45	1	2	0	0	1	0	0	0	0	0	0	0	0	4
21:00	0	0	2	1	1	0	0	0	0	0	0	0	0	4
21:15	1	1	1	1	0	2	0	0	0	0	0	0	0	6
21:30	0	1	0	0	1	0	1	0	0	0	0	0	0	3
21:45	0	0	0	0	0	0	0	0	0	0	0	0	0	0
22:00	0	0	0	1	0	0	1	0	0	0	0	0	0	2
22:15	0	0	0	2	0	1	0	0	0	0	0	0	0	3
22:30	0	0	0	1	0	0	0	0	0	0	0	0	0	1
22:45	1	0	0	0	1	1	1	0	0	0	0	0	0	4
23:00	0	0	0	0	0	0	0	0	0	0	0	0	0	0
23:15	0	0	0	0	0	0	0	0	0	0	0	0	0	0
23:30	0	0	1	0	1	0	0	0	0	0	0	0	0	2
23:45	1	1	0	0	0	0	0	0	0	0	0	0	0	2
Totals	31	33	111	127	98	29	5							434
% of Totals	7%	8%	26%	29%	23%	7%	1%							100%

AM Volumes	0	7	23	64	50	13	1	0	0	0	0	0	0	158
% AM		2%	5%	15%	12%	3%	0%							36%
AM Peak Hour	11:45	06:00	10:45	11:45	07:30	07:45	07:45							07:30
Volume	3	2	6	12	10	6	1							31
PM Volumes	31	26	88	63	48	16	4	0	0	0	0	0	0	276
% PM	7%	6%	20%	15%	11%	4%	1%							64%
PM Peak Hour	12:15	13:45	12:30	14:00	13:30	13:45	21:15							13:45
Volume	5	5	17	12	12	4	2							47

Directional Peak Periods	AM 7-9			NOON 12-2			PM 4-6			Off Peak Volumes		
All Classes	Volume	⟷	%	Volume	⟷	%	Volume	⟷	%	Volume	⟷	%
	46	⟷	11%	67	⟷	15%	47	⟷	11%	274	⟷	63%

Street Name	Direction	Percentiles					
		15th	50th	Average	85th	95th	ADT
S Reese Pl	Summary	20	27	26	33	37	434

Prepared by National Data & Surveying Services

SPEED

S Reese Pl Bet. W Olive Ave & W Oak St

Day: Thursday
Date: 1/20/2022

City: Burbank
Project #: CA22_020022_016n

North Bound

Time	< 15	15 - 19	20 - 24	25 - 29	30 - 34	35 - 39	40 - 44	45 - 49	50 - 54	55 - 59	60 - 64	65 - 69	70 +	Total
00:00 AM	0	0	0	0	2	0	0	0	0	0	0	0	0	2
01:00	0	0	0	0	0	0	0	0	0	0	0	0	0	0
02:00	0	0	0	2	1	0	0	0	0	0	0	0	0	3
03:00	0	0	0	1	0	0	0	0	0	0	0	0	0	1
04:00	0	0	0	1	0	0	0	0	0	0	0	0	0	1
05:00	0	0	0	2	2	0	0	0	0	0	0	0	0	4
06:00	0	0	0	0	2	2	0	0	0	0	0	0	0	4
07:00	0	0	0	3	3	0	0	0	0	0	0	0	0	6
08:00	0	0	0	3	3	2	0	0	0	0	0	0	0	8
09:00	0	0	1	5	4	0	0	0	0	0	0	0	0	10
10:00	0	1	2	3	4	0	0	0	0	0	0	0	0	10
11:00	0	0	0	4	5	2	0	0	0	0	0	0	0	11
12:00 PM	1	1	1	3	1	0	0	0	0	0	0	0	0	7
13:00	0	1	5	3	1	0	1	0	0	0	0	0	0	11
14:00	0	2	3	2	2	1	0	0	0	0	0	0	0	10
15:00	0	2	1	2	3	0	0	0	0	0	0	0	0	8
16:00	1	2	2	1	0	0	0	0	0	0	0	0	0	6
17:00	2	0	6	0	2	0	0	0	0	0	0	0	0	10
18:00	2	1	5	2	0	0	0	0	0	0	0	0	0	10
19:00	2	1	2	0	0	0	0	0	0	0	0	0	0	5
20:00	0	0	0	3	0	0	0	0	0	0	0	0	0	3
21:00	0	0	0	2	0	0	1	0	0	0	0	0	0	3
22:00	1	0	0	0	0	1	2	0	0	0	0	0	0	4
23:00	1	0	0	0	0	0	0	0	0	0	0	0	0	1
Totals	10	11	28	42	35	8	4							138
% of Totals	7%	8%	20%	30%	25%	6%	3%							100%

AM Volumes	0	1	3	24	26	6	0	0	0	0	0	0	0	60
% AM		1%	2%	17%	19%	4%								43%
AM Peak Hour		10:00	10:00	09:00	11:00	06:00								11:00
Volume		1	2	5	5	2								11
PM Volumes	10	10	25	18	9	2	4	0	0	0	0	0	0	78
% PM	7%	7%	18%	13%	7%	1%	3%							57%
PM Peak Hour	17:00	14:00	17:00	12:00	15:00	14:00	22:00							13:00
Volume	2	2	6	3	3	1	2							11

Directional Peak Periods	AM 7-9			NOON 12-2			PM 4-6			Off Peak Volumes		
All Speeds	Volume		%	Volume		%	Volume		%	Volume		%
	14	↔	10%	18	↔	13%	16	↔	12%	90	↔	65%

Street Name	Direction	Percentiles					
		15th	50th	Average	85th	95th	ADT
S Reese Pl	North Bound	20	27	27	34	38	138
S Reese Pl	South Bound	20	26	26	33	37	296

Prepared by National Data & Surveying Services

SPEED

S Reese Pl Bet. W Olive Ave & W Oak St

Day: Thursday
Date: 1/20/2022

City: Burbank
Project #: CA22_020022_016s

South Bound

Time	< 15	15 - 19	20 - 24	25 - 29	30 - 34	35 - 39	40 - 44	45 - 49	50 - 54	55 - 59	60 - 64	65 - 69	70 +	Total
00:00 AM	0	0	0	1	0	0	0	0	0	0	0	0	0	1
01:00	0	0	0	2	0	0	0	0	0	0	0	0	0	2
02:00	0	0	0	2	0	1	0	0	0	0	0	0	0	3
03:00	0	0	0	1	1	0	0	0	0	0	0	0	0	2
04:00	0	0	0	0	1	0	0	0	0	0	0	0	0	1
05:00	0	0	0	3	1	0	0	0	0	0	0	0	0	4
06:00	0	2	2	4	1	0	0	0	0	0	0	0	0	9
07:00	0	0	2	5	4	1	0	0	0	0	0	0	0	12
08:00	0	2	4	5	5	3	1	0	0	0	0	0	0	20
09:00	0	0	3	5	5	2	0	0	0	0	0	0	0	15
10:00	0	0	3	5	3	0	0	0	0	0	0	0	0	11
11:00	0	2	6	7	3	0	0	0	0	0	0	0	0	18
12:00 PM	3	0	6	6	4	0	0	0	0	0	0	0	0	19
13:00	2	2	10	7	8	1	0	0	0	0	0	0	0	30
14:00	3	2	10	10	6	3	0	0	0	0	0	0	0	34
15:00	3	0	5	4	3	1	0	0	0	0	0	0	0	16
16:00	2	1	5	3	1	0	0	0	0	0	0	0	0	12
17:00	1	3	5	2	5	3	0	0	0	0	0	0	0	19
18:00	1	2	3	7	3	2	0	0	0	0	0	0	0	18
19:00	3	1	6	1	3	0	0	0	0	0	0	0	0	14
20:00	2	2	9	1	2	1	0	0	0	0	0	0	0	17
21:00	1	2	3	0	2	2	0	0	0	0	0	0	0	10
22:00	0	0	0	4	1	1	0	0	0	0	0	0	0	6
23:00	0	1	1	0	1	0	0	0	0	0	0	0	0	3
Totals	21	22	83	85	63	21	1							296
% of Totals	7%	7%	28%	29%	21%	7%	0%							100%

AM Volumes	0	6	20	40	24	7	1	0	0	0	0	0	0	98
% AM		2%	7%	14%	8%	2%	0%							33%
AM Peak Hour		06:00	11:00	11:00	08:00	08:00	08:00							08:00
Volume		2	6	7	5	3	1							20
PM Volumes	21	16	63	45	39	14	0	0	0	0	0	0	0	198
% PM	7%	5%	21%	15%	13%	5%								67%
PM Peak Hour	12:00	17:00	13:00	14:00	13:00	14:00								14:00
Volume	3	3	10	10	8	3								34

Directional Peak Periods	AM 7-9			NOON 12-2			PM 4-6			Off Peak Volumes		
All Speeds	Volume		%	Volume		%	Volume		%	Volume		%
	32	↔	11%	49	↔	17%	31	↔	10%	184	↔	62%

Street Name	Direction	Percentiles					
		15th	50th	Average	85th	95th	ADT
S Reese Pl	North Bound	20	27	27	34	38	138
S Reese Pl	South Bound	20	26	26	33	37	296

Prepared by National Data & Surveying Services

SPEED

S Reese Pl Bet. W Olive Ave & W Oak St

Day: Thursday
Date: 1/20/2022

City: Burbank
Project #: CA22_020022_016

Summary

Time	< 15	15 - 19	20 - 24	25 - 29	30 - 34	35 - 39	40 - 44	45 - 49	50 - 54	55 - 59	60 - 64	65 - 69	70 +	Total
00:00 AM	0	0	0	1	2	0	0	0	0	0	0	0	0	3
01:00	0	0	0	2	0	0	0	0	0	0	0	0	0	2
02:00	0	0	0	4	1	1	0	0	0	0	0	0	0	6
03:00	0	0	0	2	1	0	0	0	0	0	0	0	0	3
04:00	0	0	0	1	1	0	0	0	0	0	0	0	0	2
05:00	0	0	0	5	3	0	0	0	0	0	0	0	0	8
06:00	0	2	2	4	3	2	0	0	0	0	0	0	0	13
07:00	0	0	2	8	7	1	0	0	0	0	0	0	0	18
08:00	0	2	4	8	8	5	1	0	0	0	0	0	0	28
09:00	0	0	4	10	9	2	0	0	0	0	0	0	0	25
10:00	0	1	5	8	7	0	0	0	0	0	0	0	0	21
11:00	0	2	6	11	8	2	0	0	0	0	0	0	0	29
12:00 PM	4	1	7	9	5	0	0	0	0	0	0	0	0	26
13:00	2	3	15	10	9	1	1	0	0	0	0	0	0	41
14:00	3	4	13	12	8	4	0	0	0	0	0	0	0	44
15:00	3	2	6	6	6	1	0	0	0	0	0	0	0	24
16:00	3	3	7	4	1	0	0	0	0	0	0	0	0	18
17:00	3	3	11	2	7	3	0	0	0	0	0	0	0	29
18:00	3	3	8	9	3	2	0	0	0	0	0	0	0	28
19:00	5	2	8	1	3	0	0	0	0	0	0	0	0	19
20:00	2	2	9	4	2	1	0	0	0	0	0	0	0	20
21:00	1	2	3	2	2	2	1	0	0	0	0	0	0	13
22:00	1	0	0	4	1	2	2	0	0	0	0	0	0	10
23:00	1	1	1	0	1	0	0	0	0	0	0	0	0	4
Totals	31	33	111	127	98	29	5							434
% of Totals	7%	8%	26%	29%	23%	7%	1%							100%

AM Volumes	0	7	23	64	50	13	1	0	0	0	0	0	0	158
% AM		2%	5%	15%	12%	3%	0%							36%
AM Peak Hour		06:00	11:00	11:00	09:00	08:00	08:00							11:00
Volume		2	6	11	9	5	1							29
PM Volumes	31	26	88	63	48	16	4	0	0	0	0	0	0	276
% PM	7%	6%	20%	15%	11%	4%	1%							64%
PM Peak Hour	19:00	14:00	13:00	14:00	13:00	14:00	22:00							14:00
Volume	5	4	15	12	9	4	2							44

Directional Peak Periods	AM 7-9			NOON 12-2			PM 4-6			Off Peak Volumes		
All Speeds	Volume		%	Volume		%	Volume		%	Volume		%
	46	↔	11%	67	↔	15%	47	↔	11%	274	↔	63%

Street Name	Direction	Percentiles					
		15th	50th	Average	85th	95th	ADT
S Reese Pl	Summary	20	27	26	33	37	434

ATTACHMENT 3 - 311

Prepared by NDS/ATD

Prepared by National Data & Surveying Services

VOLUME

S Reese Pl Bet. W Olive Ave & W Oak St

Day: Thursday
Date: 1/20/2022

City: Burbank
Project #: CA22_020022_016

DAILY TOTALS	NB	SB	EB	WB	Total
	138	296	0	0	434

AM Period	NB		SB		EB	WB	TOTAL		PM Period	NB		SB		EB	WB	TOTAL	
00:00	0		0		0	0			12:00	1		4		0	0	5	
00:15	1		1		0	0	2		12:15	2		4		0	0	6	
00:30	0		0		0	0			12:30	3		5		0	0	8	
00:45	1	2	0	1	0	0	1	3	12:45	1	7	6	19	0	0	7	26
01:00	0		0		0	0			13:00	5		8		0	0	13	
01:15	0		1		0	0	1		13:15	5		6		0	0	11	
01:30	0		0		0	0			13:30	1		5		0	0	6	
01:45	0		1	2	0	0	1	2	13:45	0	11	11	30	0	0	11	41
02:00	1		2		0	0	3		14:00	4		10		0	0	14	
02:15	1		0		0	0	1		14:15	2		10		0	0	12	
02:30	0		1		0	0	1		14:30	4		6		0	0	10	
02:45	1	3	0	3	0	0	1	6	14:45	0	10	8	34	0	0	8	44
03:00	1		1		0	0	2		15:00	5		2		0	0	7	
03:15	0		0		0	0			15:15	2		10		0	0	12	
03:30	0		1		0	0	1		15:30	0		1		0	0	1	
03:45	0	1	0	2	0	0		3	15:45	1	8	3	16	0	0	4	24
04:00	1		1		0	0	2		16:00	1		3		0	0	4	
04:15	0		0		0	0			16:15	1		0		0	0	1	
04:30	0		0		0	0			16:30	1		7		0	0	8	
04:45	0	1	0	1	0	0		2	16:45	3	6	2	12	0	0	5	18
05:00	0		0		0	0			17:00	3		6		0	0	9	
05:15	1		2		0	0	3		17:15	1		4		0	0	5	
05:30	1		1		0	0	2		17:30	0		7		0	0	7	
05:45	2	4	1	4	0	0	3	8	17:45	6	10	2	19	0	0	8	29
06:00	0		1		0	0	1		18:00	2		8		0	0	10	
06:15	1		2		0	0	3		18:15	3		4		0	0	7	
06:30	1		3		0	0	4		18:30	4		2		0	0	6	
06:45	2	4	3	9	0	0	5	13	18:45	1	10	4	18	0	0	5	28
07:00	2		2		0	0	4		19:00	2		4		0	0	6	
07:15	0		2		0	0	2		19:15	0		0		0	0		
07:30	1		4		0	0	5		19:30	1		2		0	0	3	
07:45	3	6	4	12	0	0	7	18	19:45	2	5	8	14	0	0	10	19
08:00	2		8		0	0	10		20:00	2		3		0	0	5	
08:15	3		6		0	0	9		20:15	1		5		0	0	6	
08:30	1		4		0	0	5		20:30	0		5		0	0	5	
08:45	2	8	2	20	0	0	4	28	20:45	0	3	4	17	0	0	4	20
09:00	4		4		0	0	8		21:00	1		3		0	0	4	
09:15	2		4		0	0	6		21:15	1		5		0	0	6	
09:30	2		5		0	0	7		21:30	1		2		0	0	3	
09:45	2	10	2	15	0	0	4	25	21:45	0	3	0	10	0	0		13
10:00	3		3		0	0	6		22:00	1		1		0	0	2	
10:15	4		3		0	0	7		22:15	0		3		0	0	3	
10:30	2		2		0	0	4		22:30	0		1		0	0	1	
10:45	1	10	3	11	0	0	4	21	22:45	3	4	1	6	0	0	4	10
11:00	4		4		0	0	8		23:00	0		0		0	0		
11:15	2		4		0	0	6		23:15	0		0		0	0		
11:30	3		5		0	0	8		23:30	0		2		0	0	2	
11:45	2	11	5	18	0	0	7	29	23:45	1	1	1	3	0	0	2	4
TOTALS		60		98				158	TOTALS		78		198				276
SPLIT %		38.0%		62.0%				36.4%	SPLIT %		28.3%		71.7%				63.6%

DAILY TOTALS	NB	SB	EB	WB	Total
	138	296	0	0	434

AM Peak Hour	09:30	07:30			07:30	PM Peak Hour	17:45	13:45			13:45
AM Pk Volume	11	22			31	PM Pk Volume	15	37			47
Pk Hr Factor	0.688	0.688			0.775	Pk Hr Factor	0.625	0.841			0.839
7 - 9 Volume	14	32	0	0	46	4 - 6 Volume	16	31	0	0	47
7 - 9 Peak Hour	07:30	07:30			07:30	4 - 6 Peak Hour	17:00	16:30			17:00
7 - 9 Pk Volume	9	22	0	0	31	4 - 6 Pk Volume	10	19	0	0	29
Pk Hr Factor	0.750	0.688	0.000	0.000	0.775	Pk Hr Factor	0.417	0.679	0.000	0.000	0.806

Prepared by NDS/ATD

Project #: CA22_020022_016 **City:** Burbank

Location: S Reese Pl Bet. W Olive Ave & W Oak St **Date:** 1/20/2022

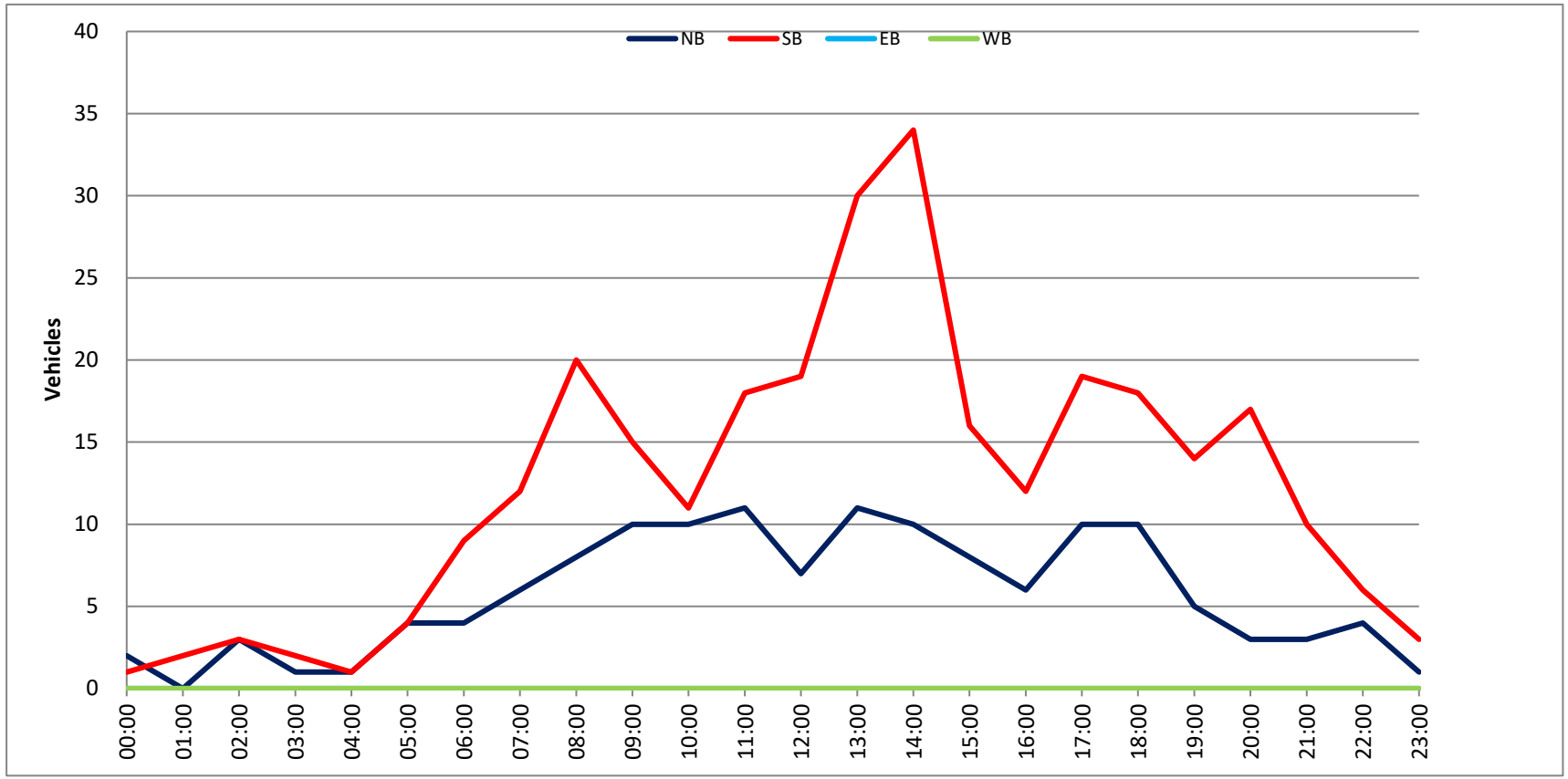

Prepared by National Data & Surveying Services

SPEED

S Sparks St Bet. W Oak St & W Alameda Ave

Day: Tuesday
Date: 1/18/2022

City: Burbank
Project #: CA22_020022_019n

North Bound

Time	< 15	15 - 19	20 - 24	25 - 29	30 - 34	35 - 39	40 - 44	45 - 49	50 - 54	55 - 59	60 - 64	65 - 69	70 +	Total
00:00 AM	0	0	0	0	0	0	0	0	0	0	0	0	0	0
00:15	0	0	0	0	0	0	0	0	0	0	0	0	0	0
00:30	0	0	0	0	0	0	0	0	0	0	0	0	0	0
00:45	0	0	0	0	0	0	0	0	0	0	0	0	0	0
01:00	0	0	0	0	0	0	0	0	0	0	0	0	0	0
01:15	0	0	0	1	0	0	0	0	0	0	0	0	0	1
01:30	0	0	0	0	0	0	0	0	0	0	0	0	0	0
01:45	0	0	0	0	0	0	0	0	0	0	0	0	0	0
02:00	0	0	0	0	0	0	0	0	0	0	0	0	0	0
02:15	0	0	0	0	0	0	0	0	0	0	0	0	0	0
02:30	0	0	0	0	0	0	0	0	0	0	0	0	0	0
02:45	0	0	0	0	0	0	0	0	0	0	0	0	0	0
03:00	0	0	0	0	0	0	0	0	0	0	0	0	0	0
03:15	0	0	0	0	0	0	0	0	0	0	0	0	0	0
03:30	0	0	0	0	0	0	0	0	0	0	0	0	0	0
03:45	0	0	0	0	0	0	0	0	0	0	0	0	0	0
04:00	0	0	0	1	0	0	0	0	0	0	0	0	0	1
04:15	0	0	0	0	0	0	0	0	0	0	0	0	0	0
04:30	0	0	0	1	0	0	0	0	0	0	0	0	0	1
04:45	0	0	0	0	0	0	0	0	0	0	0	0	0	0
05:00	0	0	0	0	0	0	0	0	0	0	0	0	0	0
05:15	0	0	0	0	0	0	0	0	0	0	0	0	0	0
05:30	0	0	0	0	0	0	0	0	0	0	0	0	0	0
05:45	0	0	0	0	1	0	0	0	0	0	0	0	0	1
06:00	0	0	0	0	0	0	0	0	0	0	0	0	0	0
06:15	1	0	0	0	0	0	0	0	0	0	0	0	0	1
06:30	1	0	3	1	1	0	1	0	0	0	0	0	0	7
06:45	0	0	1	0	3	0	0	0	0	0	0	0	0	4
07:00	0	1	1	4	0	0	0	0	0	0	0	0	0	6
07:15	0	0	3	1	2	1	0	0	0	0	0	0	0	7
07:30	0	0	0	6	2	0	0	0	0	0	0	0	0	8
07:45	0	0	4	4	7	2	0	0	0	0	0	0	0	17
08:00	0	0	2	6	0	1	0	0	0	0	0	0	0	9
08:15	1	0	1	1	4	1	0	0	0	0	0	0	0	8
08:30	0	2	0	1	1	1	0	0	0	0	0	0	0	5
08:45	1	0	1	2	2	1	0	0	0	0	0	0	0	7
09:00	0	0	0	2	3	0	1	0	0	0	0	0	0	6
09:15	1	0	0	3	1	0	1	0	0	0	0	0	0	6
09:30	0	1	0	1	5	3	0	0	0	0	0	0	0	10
09:45	0	0	1	2	3	0	0	0	0	0	0	0	0	6
10:00	0	0	1	2	3	0	0	0	0	0	0	0	0	6
10:15	0	1	1	3	2	3	0	0	0	0	0	0	0	10
10:30	0	0	0	2	0	0	0	0	0	0	0	0	0	2
10:45	0	1	3	1	5	0	0	0	0	0	0	0	0	10
11:00	0	0	1	5	4	1	0	0	0	0	0	0	0	11
11:15	0	0	1	4	2	1	0	0	0	0	0	0	0	8
11:30	0	1	4	3	2	2	0	0	0	0	0	0	0	12
11:45	0	1	0	2	2	0	0	0	0	0	0	0	0	5
12:00 PM	0	0	1	1	3	2	0	0	0	0	0	0	0	7
12:15	0	2	2	7	5	1	0	0	0	0	0	0	0	17
12:30	0	0	4	5	1	1	0	0	0	0	0	0	0	11
12:45	0	0	1	3	4	0	0	0	0	0	0	0	0	8
13:00	0	1	1	5	2	2	0	0	0	0	0	0	0	11
13:15	0	2	1	3	3	1	0	0	0	0	0	0	0	10
13:30	1	0	0	5	4	0	0	0	0	0	0	0	0	10
13:45	0	0	4	1	2	1	0	0	0	0	0	0	0	8
14:00	0	0	3	4	4	1	0	0	0	0	0	0	0	12
14:15	0	1	2	2	1	0	0	0	0	0	0	0	0	6
14:30	1	0	2	8	0	1	0	0	0	0	0	0	0	12
14:45	0	2	2	6	3	0	0	0	0	0	0	0	0	13
15:00	0	2	6	8	2	2	0	0	0	0	0	0	0	20
15:15	1	3	1	6	1	0	0	0	0	0	0	0	0	12
15:30	1	0	2	3	3	1	0	0	0	0	0	0	0	10
15:45	0	0	0	6	1	0	0	0	0	0	0	0	0	7
16:00	0	0	2	5	1	1	0	0	0	0	0	0	0	9
16:15	0	0	0	0	1	0	0	0	0	0	0	0	0	1
16:30	0	2	3	2	2	0	0	0	0	0	0	0	0	9
16:45	1	1	3	1	2	1	0	0	0	0	0	0	0	9
17:00	0	0	1	3	2	0	0	0	0	0	0	0	0	6
17:15	0	0	2	3	1	0	0	0	0	0	0	0	0	6
17:30	1	0	3	6	1	1	0	0	0	0	0	0	0	12
17:45	0	2	2	2	2	0	0	0	0	0	0	0	0	8
18:00	0	1	1	4	1	0	0	0	0	0	0	0	0	7
18:15	0	0	1	2	0	0	0	0	0	0	0	0	0	3
18:30	0	0	3	5	0	1	0	0	0	0	0	0	0	9
18:45	0	0	3	4	0	1	0	0	0	0	0	0	0	8
19:00	0	1	0	2	0	1	0	0	0	0	0	0	0	4
19:15	0	1	1	4	0	0	0	0	0	0	0	0	0	6
19:30	0	1	1	2	2	0	0	0	0	0	0	0	0	6
19:45	0	0	1	4	1	0	0	0	0	0	0	0	0	6
20:00	0	0	0	2	0	0	0	0	0	0	0	0	0	2
20:15	0	1	0	0	1	0	1	0	0	0	0	0	0	3
20:30	0	0	0	2	0	0	0	0	0	0	0	0	0	2
20:45	0	0	2	2	0	0	0	0	0	0	0	0	0	4
21:00	0	0	0	2	0	1	0	0	0	0	0	0	0	3
21:15	0	0	1	1	0	0	0	0	0	0	0	0	0	2
21:30	0	0	0	0	0	1	0	0	0	0	0	0	0	1
21:45	0	0	0	1	0	0	0	0	0	0	0	0	0	1
22:00	0	0	0	0	0	0	0	0	0	0	0	0	0	0
22:15	0	0	0	0	0	0	0	0	0	0	0	0	0	0
22:30	0	0	0	3	0	0	0	0	0	0	0	0	0	3
22:45	0	0	0	0	0	0	0	0	0	0	0	0	0	0
23:00	0	0	2	0	0	0	0	0	0	0	0	0	0	2
23:15	0	0	0	0	0	0	0	0	0	0	0	0	0	0
23:30	0	1	0	0	0	0	0	0	0	0	0	0	0	1
23:45	0	0	0	0	0	0	0	0	0	0	0	0	0	0
Totals	11	32	92	194	111	38	4							482
% of Totals	2%	7%	19%	40%	23%	8%	1%							100%

AM Volumes	5	8	28	58	55	17	3	0	0	0	0	0	0	175
% AM	1%	2%	6%	12%	11%	4%	1%							36%
AM Peak Hour	05:45	11:30	07:15	07:15	07:30	09:30	08:30							07:30
Volume	2	4	9	17	13	6	2							42
PM Volumes	6	24	64	135	56	21	1	0	0	0	0	0	0	307
% PM	1%	5%	13%	28%	12%	4%	0%							64%
PM Peak Hour	14:30	14:30	14:15	14:30	12:00	12:00	19:30							14:30
Volume	2	7	12	28	13	4	1							57

Directional Peak Periods	AM 7-9			NOON 12-2			PM 4-6			Off Peak Volumes		
All Classes	Volume	⟷	%	Volume	⟷	%	Volume	⟷	%	Volume	⟷	%
	67	⟷	14%	82	⟷	17%	60	⟷	12%	273	⟷	57%

Street Name	Direction	Percentiles					
		15th	50th	Average	85th	95th	ADT
S Sparks St	North Bound	22	28	28	34	37	482
S Sparks St	South Bound	20	26	26	33	37	504

Prepared by National Data & Surveying Services

SPEED

S Sparks St Bet. W Oak St & W Alameda Ave

Day: Tuesday
Date: 1/18/2022

City: Burbank
Project #: CA22_020022_019s

South Bound

Time	< 15	15 - 19	20 - 24	25 - 29	30 - 34	35 - 39	40 - 44	45 - 49	50 - 54	55 - 59	60 - 64	65 - 69	70 +	Total
00:00 AM	0	0	0	0	0	0	0	0	0	0	0	0	0	0
00:15	0	0	0	0	0	0	0	0	0	0	0	0	0	0
00:30	0	0	0	0	0	0	0	0	0	0	0	0	0	0
00:45	0	0	0	0	0	0	0	0	0	0	0	0	0	0
01:00	0	0	0	0	0	0	0	0	0	0	0	0	0	0
01:15	0	0	0	0	1	0	0	0	0	0	0	0	0	1
01:30	0	0	0	0	0	0	0	0	0	0	0	0	0	0
01:45	0	0	0	0	0	1	0	0	0	0	0	0	0	1
02:00	0	0	0	0	0	0	0	0	0	0	0	0	0	0
02:15	0	0	0	0	0	0	0	0	0	0	0	0	0	0
02:30	0	0	0	0	0	0	0	0	0	0	0	0	0	0
02:45	0	0	0	0	0	0	0	0	0	0	0	0	0	0
03:00	0	0	0	0	0	0	0	0	0	0	0	0	0	0
03:15	0	0	0	0	1	0	0	0	0	0	0	0	0	1
03:30	0	0	0	0	0	0	0	0	0	0	0	0	0	0
03:45	0	0	0	0	0	0	0	0	0	0	0	0	0	0
04:00	0	0	1	0	0	0	0	0	0	0	0	0	0	1
04:15	0	0	1	0	0	0	0	0	0	0	0	0	0	1
04:30	0	0	0	0	0	0	0	0	0	0	0	0	0	0
04:45	0	0	0	1	0	0	0	0	0	0	0	0	0	1
05:00	0	0	1	0	0	0	0	0	0	0	0	0	0	1
05:15	0	0	0	0	1	0	0	0	0	0	0	0	0	1
05:30	0	0	1	1	0	1	0	0	0	0	0	0	0	3
05:45	0	0	0	1	3	0	0	0	0	0	0	0	0	4
06:00	0	0	0	2	0	0	0	0	0	0	0	0	0	2
06:15	0	0	1	0	1	0	0	0	0	0	0	0	0	2
06:30	0	1	0	1	0	0	0	0	0	0	0	0	0	2
06:45	0	0	1	1	1	1	0	0	0	0	0	0	0	4
07:00	0	0	7	2	1	0	0	0	0	0	0	0	0	10
07:15	0	0	1	2	1	0	0	0	0	0	0	0	0	4
07:30	0	1	4	1	1	2	0	0	0	0	0	0	0	9
07:45	0	2	8	5	2	0	1	0	0	0	0	0	0	18
08:00	0	2	2	4	1	1	0	0	0	0	0	0	0	10
08:15	0	0	1	2	3	0	0	0	0	0	0	0	0	6
08:30	1	0	3	2	0	0	0	0	0	0	0	0	0	6
08:45	0	1	1	4	0	1	0	0	0	0	0	0	0	7
09:00	0	0	0	3	2	0	0	0	0	0	0	0	0	5
09:15	0	1	1	1	1	1	1	0	0	0	0	0	0	6
09:30	0	1	1	2	7	0	0	0	0	0	0	0	0	11
09:45	1	0	2	3	1	1	0	0	0	0	0	0	0	8
10:00	0	1	1	2	0	0	0	0	0	0	0	0	0	4
10:15	2	0	2	6	1	0	0	0	0	0	0	0	0	11
10:30	1	1	0	0	2	1	0	0	0	0	0	0	0	5
10:45	0	1	0	0	0	0	0	0	0	0	0	0	0	1
11:00	1	0	2	5	1	0	0	0	0	0	0	0	0	9
11:15	0	0	2	3	1	1	0	0	0	0	0	0	0	7
11:30	2	2	2	2	2	0	0	0	0	0	0	0	0	10
11:45	0	0	0	3	0	2	0	0	0	0	0	0	0	5
12:00 PM	0	1	4	6	2	0	0	0	0	0	0	0	0	13
12:15	0	0	2	1	1	1	1	0	0	0	0	0	0	6
12:30	0	0	3	4	5	2	0	0	0	0	0	0	0	14
12:45	0	0	2	5	3	0	0	0	0	0	0	0	0	10
13:00	0	1	1	4	1	1	0	0	0	0	0	0	0	8
13:15	0	1	0	3	2	0	0	0	0	0	0	0	0	6
13:30	1	4	1	3	3	3	0	0	0	0	0	0	0	15
13:45	0	1	2	1	1	1	0	0	0	0	0	0	0	6
14:00	0	1	4	3	4	1	0	0	0	0	0	0	0	13
14:15	0	1	2	4	4	2	0	0	0	0	0	0	0	13
14:30	0	1	1	2	0	1	0	0	0	0	0	0	0	5
14:45	1	0	4	2	3	1	0	0	0	0	0	0	0	11
15:00	1	3	9	5	3	0	0	0	0	0	0	0	0	21
15:15	1	4	5	4	0	1	0	0	0	0	0	0	0	15
15:30	1	5	3	0	0	0	0	0	0	0	0	0	0	9
15:45	0	1	3	5	0	0	0	0	0	0	0	0	0	9
16:00	2	3	3	1	1	0	0	0	0	0	0	0	0	10
16:15	1	2	3	1	0	0	0	0	0	0	0	0	0	7
16:30	0	3	1	1	0	0	0	0	0	0	0	0	0	5
16:45	0	1	3	1	1	0	0	0	0	0	0	0	0	6
17:00	0	1	0	1	2	1	0	0	0	0	0	0	0	5
17:15	2	1	2	1	1	0	0	0	0	0	0	0	0	7
17:30	1	1	2	4	2	0	0	0	0	0	0	0	0	10
17:45	0	0	2	5	0	0	0	0	0	0	0	0	0	7
18:00	1	0	2	4	1	1	0	0	0	0	0	0	0	9
18:15	0	2	2	7	2	1	1	0	0	0	0	0	0	15
18:30	0	0	1	3	1	0	0	0	0	0	0	0	0	5
18:45	0	1	3	2	3	2	0	0	0	0	0	0	0	11
19:00	0	0	1	3	0	2	0	0	0	0	0	0	0	6
19:15	0	0	2	0	2	0	0	0	0	0	0	0	0	4
19:30	0	0	1	2	0	1	0	0	0	0	0	0	0	4
19:45	0	0	0	1	1	0	1	0	0	0	0	0	0	3
20:00	0	0	1	1	3	0	0	0	0	0	0	0	0	5
20:15	0	0	1	2	0	1	0	0	0	0	0	0	0	4
20:30	0	0	2	1	2	0	0	0	0	0	0	0	0	5
20:45	0	1	0	1	1	0	0	0	0	0	0	0	0	3
21:00	1	0	1	0	2	0	0	0	0	0	0	0	0	4
21:15	0	1	2	0	1	0	0	0	0	0	0	0	0	4
21:30	1	0	0	1	1	0	0	0	0	0	0	0	0	3
21:45	0	0	2	1	0	0	0	0	0	0	0	0	0	3
22:00	0	0	0	0	1	0	0	0	0	0	0	0	0	1
22:15	0	0	1	0	0	0	0	0	0	0	0	0	0	1
22:30	0	0	0	2	0	0	0	0	0	0	0	0	0	2
22:45	0	0	0	0	0	0	0	0	0	0	0	0	0	0
23:00	0	0	0	0	0	0	0	0	0	0	0	0	0	0
23:15	0	0	0	0	0	0	0	0	0	0	0	0	0	0
23:30	0	0	0	1	0	0	0	0	0	0	0	0	0	1
23:45	0	0	0	2	1	0	0	0	0	0	0	0	0	3
Totals	22	55	130	160	96	36	5							504
% of Totals	4%	11%	26%	32%	19%	7%	1%							100%

AM Volumes	8	14	46	58	35	13	2	0	0	0	0	0	0	177
% AM	2%	3%	9%	12%	7%	3%	0%							35%
AM Peak Hour	09:45	07:15	07:00	11:15	09:00	11:45	07:00							07:30
Volume	4	5	20	14	11	5	1							43
PM Volumes	14	41	84	101	61	23	3	0	0	0	0	0	0	327
% PM	3%	8%	17%	20%	12%	5%	1%							65%
PM Peak Hour	14:45	15:00	14:45	17:30	13:30	13:30	12:00							14:45
Volume	4	13	21	20	12	7	1							56

Directional Peak Periods	AM 7-9			NOON 12-2			PM 4-6			Off Peak Volumes		
All Classes	Volume	⟷	%	Volume	⟷	%	Volume	⟷	%	Volume	⟷	%
	70		14%	78		15%	57		11%	299		59%

Street Name	Direction	Percentiles					
		15th	50th	Average	85th	95th	ADT
S Sparks St	North Bound	22	28	28	34	37	482
S Sparks St	South Bound	20	26	26	33	37	504

Prepared by National Data & Surveying Services

SPEED

S Sparks St Bet. W Oak St & W Alameda Ave

Day: Tuesday
Date: 1/18/2022

City: Burbank
Project #: CA22_020022_019

Summary

Time	< 15	15 - 19	20 - 24	25 - 29	30 - 34	35 - 39	40 - 44	45 - 49	50 - 54	55 - 59	60 - 64	65 - 69	70 +	Total
00:00 AM	0	0	0	0	0	0	0	0	0	0	0	0	0	0
00:15	0	0	0	0	0	0	0	0	0	0	0	0	0	0
00:30	0	0	0	0	0	0	0	0	0	0	0	0	0	0
00:45	0	0	0	0	0	0	0	0	0	0	0	0	0	0
01:00	0	0	0	0	0	0	0	0	0	0	0	0	0	0
01:15	0	0	0	1	1	0	0	0	0	0	0	0	0	2
01:30	0	0	0	0	0	0	0	0	0	0	0	0	0	0
01:45	0	0	0	0	0	1	0	0	0	0	0	0	0	1
02:00	0	0	0	0	0	0	0	0	0	0	0	0	0	0
02:15	0	0	0	0	0	0	0	0	0	0	0	0	0	0
02:30	0	0	0	0	0	0	0	0	0	0	0	0	0	0
02:45	0	0	0	0	0	0	0	0	0	0	0	0	0	0
03:00	0	0	0	0	0	0	0	0	0	0	0	0	0	0
03:15	0	0	0	0	1	0	0	0	0	0	0	0	0	1
03:30	0	0	0	0	0	0	0	0	0	0	0	0	0	0
03:45	0	0	0	0	0	0	0	0	0	0	0	0	0	0
04:00	0	0	1	1	0	0	0	0	0	0	0	0	0	2
04:15	0	0	1	0	0	0	0	0	0	0	0	0	0	1
04:30	0	0	0	1	0	0	0	0	0	0	0	0	0	1
04:45	0	0	0	1	0	0	0	0	0	0	0	0	0	1
05:00	0	0	1	0	0	0	0	0	0	0	0	0	0	1
05:15	0	0	0	0	1	0	0	0	0	0	0	0	0	1
05:30	0	0	1	1	0	1	0	0	0	0	0	0	0	3
05:45	0	0	0	1	4	0	0	0	0	0	0	0	0	5
06:00	0	0	0	2	0	0	0	0	0	0	0	0	0	2
06:15	1	0	1	0	1	0	0	0	0	0	0	0	0	3
06:30	1	1	3	2	1	0	1	0	0	0	0	0	0	9
06:45	0	0	2	1	4	1	0	0	0	0	0	0	0	8
07:00	0	1	8	6	1	0	0	0	0	0	0	0	0	16
07:15	0	0	4	3	3	1	0	0	0	0	0	0	0	11
07:30	0	1	4	7	3	2	0	0	0	0	0	0	0	17
07:45	0	2	12	9	9	2	1	0	0	0	0	0	0	35
08:00	0	2	4	10	1	2	0	0	0	0	0	0	0	19
08:15	1	0	2	3	7	1	0	0	0	0	0	0	0	14
08:30	1	2	3	3	1	1	0	0	0	0	0	0	0	11
08:45	1	1	2	6	2	2	0	0	0	0	0	0	0	14
09:00	0	0	0	5	5	0	1	0	0	0	0	0	0	11
09:15	1	1	1	4	2	1	2	0	0	0	0	0	0	12
09:30	0	2	1	3	12	3	0	0	0	0	0	0	0	21
09:45	1	0	3	5	4	1	0	0	0	0	0	0	0	14
10:00	0	1	2	4	3	0	0	0	0	0	0	0	0	10
10:15	2	1	3	9	3	3	0	0	0	0	0	0	0	21
10:30	1	1	0	2	2	1	0	0	0	0	0	0	0	7
10:45	0	2	3	1	5	0	0	0	0	0	0	0	0	11
11:00	1	0	3	10	5	1	0	0	0	0	0	0	0	20
11:15	0	0	3	7	3	2	0	0	0	0	0	0	0	15
11:30	2	3	6	5	4	2	0	0	0	0	0	0	0	22
11:45	0	1	0	5	2	2	0	0	0	0	0	0	0	10
12:00 PM	0	1	5	7	5	2	0	0	0	0	0	0	0	20
12:15	0	2	4	8	6	2	1	0	0	0	0	0	0	23
12:30	0	0	7	9	6	3	0	0	0	0	0	0	0	25
12:45	0	0	3	8	7	0	0	0	0	0	0	0	0	18
13:00	0	2	2	9	3	3	0	0	0	0	0	0	0	19
13:15	0	3	1	6	5	1	0	0	0	0	0	0	0	16
13:30	2	4	1	8	7	3	0	0	0	0	0	0	0	25
13:45	0	1	6	2	3	2	0	0	0	0	0	0	0	14
14:00	0	1	7	7	8	2	0	0	0	0	0	0	0	25
14:15	0	2	4	6	5	2	0	0	0	0	0	0	0	19
14:30	1	1	3	10	0	2	0	0	0	0	0	0	0	17
14:45	1	2	6	8	6	1	0	0	0	0	0	0	0	24
15:00	1	5	15	13	5	2	0	0	0	0	0	0	0	41
15:15	2	7	6	10	1	1	0	0	0	0	0	0	0	27
15:30	2	5	5	3	3	1	0	0	0	0	0	0	0	19
15:45	0	1	3	11	1	0	0	0	0	0	0	0	0	16
16:00	2	3	5	6	2	1	0	0	0	0	0	0	0	19
16:15	1	2	3	1	1	0	0	0	0	0	0	0	0	8
16:30	0	5	4	3	2	0	0	0	0	0	0	0	0	14
16:45	1	2	6	2	3	1	0	0	0	0	0	0	0	15
17:00	0	1	1	4	4	1	0	0	0	0	0	0	0	11
17:15	2	1	4	4	2	0	0	0	0	0	0	0	0	13
17:30	2	1	5	10	3	1	0	0	0	0	0	0	0	22
17:45	0	2	4	7	2	0	0	0	0	0	0	0	0	15
18:00	1	1	3	8	2	1	0	0	0	0	0	0	0	16
18:15	0	2	3	9	2	1	1	0	0	0	0	0	0	18
18:30	0	0	4	8	1	1	0	0	0	0	0	0	0	14
18:45	0	1	6	6	3	3	0	0	0	0	0	0	0	19
19:00	0	1	1	5	0	3	0	0	0	0	0	0	0	10
19:15	0	1	3	4	2	0	0	0	0	0	0	0	0	10
19:30	0	1	2	4	2	1	0	0	0	0	0	0	0	10
19:45	0	0	1	5	2	0	1	0	0	0	0	0	0	9
20:00	0	0	1	3	3	0	0	0	0	0	0	0	0	7
20:15	0	1	1	2	1	1	1	0	0	0	0	0	0	7
20:30	0	0	2	3	2	0	0	0	0	0	0	0	0	7
20:45	0	1	2	3	1	0	0	0	0	0	0	0	0	7
21:00	1	0	1	2	2	1	0	0	0	0	0	0	0	7
21:15	0	1	3	1	1	0	0	0	0	0	0	0	0	6
21:30	1	0	0	1	1	1	0	0	0	0	0	0	0	4
21:45	0	0	2	2	0	0	0	0	0	0	0	0	0	4
22:00	0	0	0	0	1	0	0	0	0	0	0	0	0	1
22:15	0	0	1	0	0	0	0	0	0	0	0	0	0	1
22:30	0	0	0	5	0	0	0	0	0	0	0	0	0	5
22:45	0	0	0	0	0	0	0	0	0	0	0	0	0	0
23:00	0	0	2	0	0	0	0	0	0	0	0	0	0	2
23:15	0	0	0	0	0	0	0	0	0	0	0	0	0	0
23:30	0	1	0	1	0	0	0	0	0	0	0	0	0	2
23:45	0	0	0	2	1	0	0	0	0	0	0	0	0	3
Totals	33	87	222	354	207	74	5							986
% of Totals	3%	9%	23%	36%	21%	8%	1%							100%

AM Volumes	13	22	74	118	90	30	5	0	0	0	0	0	0	352
% AM	1%	2%	8%	12%	9%	3%	1%							36%
AM Peak Hour	09:45	11:30	07:00	07:15	09:00	11:45	08:30							07:30
Volume	4	7	28	29	23	9	3							85
PM Volumes	20	65	148	236	117	44	4	0	0	0	0	0	0	634
% PM	2%	7%	15%	24%	12%	4%	0%							64%
PM Peak Hour	14:45	14:45	14:45	14:30	12:00	13:00	19:30							14:45
Volume	6	19	32	41	24	9	2							111

Directional Peak Periods	AM 7-9			NOON 12-2			PM 4-6			Off Peak Volumes		
All Classes	Volume	⟷	%	Volume	⟷	%	Volume	⟷	%	Volume	⟷	%
	137		14%	160		16%	117		12%	572		58%

Street Name	Direction	Percentiles					
		15th	50th	Average	85th	95th	ADT
S Sparks St	Summary	21	27	27	33	37	986

Prepared by National Data & Surveying Services

SPEED

S Sparks St Bet. W Oak St & W Alameda Ave

Day: Tuesday
Date: 1/18/2022

City: Burbank
Project #: CA22_020022_019n

North Bound

Time	< 15	15 - 19	20 - 24	25 - 29	30 - 34	35 - 39	40 - 44	45 - 49	50 - 54	55 - 59	60 - 64	65 - 69	70 +	Total
00:00 AM	0	0	0	0	0	0	0	0	0	0	0	0	0	**0**
01:00	0	0	0	1	0	0	0	0	0	0	0	0	0	**1**
02:00	0	0	0	0	0	0	0	0	0	0	0	0	0	**0**
03:00	0	0	0	0	0	0	0	0	0	0	0	0	0	**0**
04:00	0	0	0	2	0	0	0	0	0	0	0	0	0	**2**
05:00	0	0	0	0	1	0	0	0	0	0	0	0	0	**1**
06:00	2	0	4	1	4	0	1	0	0	0	0	0	0	**12**
07:00	0	1	8	15	11	3	0	0	0	0	0	0	0	**38**
08:00	2	2	4	10	7	4	0	0	0	0	0	0	0	**29**
09:00	1	1	1	8	12	3	2	0	0	0	0	0	0	**28**
10:00	0	2	5	8	10	3	0	0	0	0	0	0	0	**28**
11:00	0	2	6	14	10	4	0	0	0	0	0	0	0	**36**
12:00 PM	0	2	8	16	13	4	0	0	0	0	0	0	0	**43**
13:00	1	3	6	14	11	4	0	0	0	0	0	0	0	**39**
14:00	1	3	9	20	8	2	0	0	0	0	0	0	0	**43**
15:00	2	5	9	23	7	3	0	0	0	0	0	0	0	**49**
16:00	1	3	8	8	6	2	0	0	0	0	0	0	0	**28**
17:00	1	2	8	14	6	1	0	0	0	0	0	0	0	**32**
18:00	0	1	8	15	1	2	0	0	0	0	0	0	0	**27**
19:00	0	3	3	12	3	1	0	0	0	0	0	0	0	**22**
20:00	0	1	2	6	1	0	1	0	0	0	0	0	0	**11**
21:00	0	0	1	4	0	2	0	0	0	0	0	0	0	**7**
22:00	0	0	0	3	0	0	0	0	0	0	0	0	0	**3**
23:00	0	1	2	0	0	0	0	0	0	0	0	0	0	**3**
Totals	**11**	**32**	**92**	**194**	**111**	**38**	**4**							**482**
% of Totals	2%	7%	19%	40%	23%	8%	1%							100%

AM Volumes	5	8	28	59	55	17	3	0	0	0	0	0	0	175
% AM	1%	2%	6%	12%	11%	4%	1%							36%
AM Peak Hour	06:00	08:00	07:00	07:00	09:00	08:00	09:00							07:00
Volume	2	2	8	15	12	4	2							38
PM Volumes	6	24	64	135	56	21	1	0	0	0	0	0	0	307
% PM	1%	5%	13%	28%	12%	4%	0%							64%
PM Peak Hour	15:00	15:00	14:00	15:00	12:00	12:00	20:00							15:00
Volume	2	5	9	23	13	4	1							49

Directional Peak Periods	**AM 7-9**			**NOON 12-2**			**PM 4-6**			**Off Peak Volumes**		
All Speeds	Volume		%	Volume		%	Volume		%	Volume		%
	67	↔	14%	82	↔	17%	60	↔	12%	273	↔	57%

Street Name	Direction	Percentiles					
		15th	50th	Average	85th	95th	ADT
S Sparks St	North Bound	22	28	28	34	37	482
S Sparks St	South Bound	20	26	26	33	37	504

Prepared by National Data & Surveying Services

SPEED

S Sparks St Bet. W Oak St & W Alameda Ave

Day: Tuesday
Date: 1/18/2022

City: Burbank
Project #: CA22_020022_019s

South Bound

Time	< 15	15 - 19	20 - 24	25 - 29	30 - 34	35 - 39	40 - 44	45 - 49	50 - 54	55 - 59	60 - 64	65 - 69	70 +	Total
00:00 AM	0	0	0	0	0	0	0	0	0	0	0	0	0	0
01:00	0	0	0	0	1	1	0	0	0	0	0	0	0	2
02:00	0	0	0	0	0	0	0	0	0	0	0	0	0	0
03:00	0	0	0	0	1	0	0	0	0	0	0	0	0	1
04:00	0	0	2	1	0	0	0	0	0	0	0	0	0	3
05:00	0	0	2	2	4	1	0	0	0	0	0	0	0	9
06:00	0	1	2	4	2	1	0	0	0	0	0	0	0	10
07:00	0	3	20	10	5	2	1	0	0	0	0	0	0	41
08:00	1	3	7	12	4	2	0	0	0	0	0	0	0	29
09:00	1	2	4	9	11	2	1	0	0	0	0	0	0	30
10:00	3	3	3	8	3	1	0	0	0	0	0	0	0	21
11:00	3	2	6	13	4	3	0	0	0	0	0	0	0	31
12:00 PM	0	1	11	16	11	3	1	0	0	0	0	0	0	43
13:00	1	7	4	11	7	5	0	0	0	0	0	0	0	35
14:00	1	3	11	11	11	5	0	0	0	0	0	0	0	42
15:00	3	13	20	14	3	1	0	0	0	0	0	0	0	54
16:00	3	9	10	4	2	0	0	0	0	0	0	0	0	28
17:00	3	3	6	11	5	1	0	0	0	0	0	0	0	29
18:00	1	3	8	16	7	4	1	0	0	0	0	0	0	40
19:00	0	0	4	6	3	3	1	0	0	0	0	0	0	17
20:00	0	1	4	5	6	1	0	0	0	0	0	0	0	17
21:00	2	1	5	2	4	0	0	0	0	0	0	0	0	14
22:00	0	0	1	2	1	0	0	0	0	0	0	0	0	4
23:00	0	0	0	3	1	0	0	0	0	0	0	0	0	4
Totals	22	55	130	160	96	36	5							504
% of Totals	4%	11%	26%	32%	19%	7%	1%							100%

AM Volumes	8	14	46	59	35	13	2	0	0	0	0	0	0	177
% AM	2%	3%	9%	12%	7%	3%	0%							35%
AM Peak Hour	10:00	07:00	07:00	11:00	09:00	11:00	07:00							07:00
Volume	3	3	20	13	11	3	1							41
PM Volumes	14	41	84	101	61	23	3	0	0	0	0	0	0	327
% PM	3%	8%	17%	20%	12%	5%	1%							65%
PM Peak Hour	15:00	15:00	15:00	12:00	12:00	13:00	12:00							15:00
Volume	3	13	20	16	11	5	1							54

Directional Peak Periods	AM 7-9			NOON 12-2			PM 4-6			Off Peak Volumes		
All Speeds	Volume		%	Volume		%	Volume		%	Volume		%
	70	↔	14%	78	↔	15%	57	↔	11%	299	↔	59%

Street Name	Direction	Percentiles					
		15th	50th	Average	85th	95th	ADT
S Sparks St	North Bound	22	28	28	34	37	482
S Sparks St	South Bound	20	26	26	33	37	504

Prepared by National Data & Surveying Services

SPEED

S Sparks St Bet. W Oak St & W Alameda Ave

Day: Tuesday
Date: 1/18/2022

City: Burbank
Project #: CA22_020022_019

Summary

Time	< 15	15 - 19	20 - 24	25 - 29	30 - 34	35 - 39	40 - 44	45 - 49	50 - 54	55 - 59	60 - 64	65 - 69	70 +	Total
00:00 AM	0	0	0	0	0	0	0	0	0	0	0	0	0	**0**
01:00	0	0	0	1	1	1	0	0	0	0	0	0	0	**3**
02:00	0	0	0	0	0	0	0	0	0	0	0	0	0	**0**
03:00	0	0	0	0	1	0	0	0	0	0	0	0	0	**1**
04:00	0	0	2	3	0	0	0	0	0	0	0	0	0	**5**
05:00	0	0	2	2	5	1	0	0	0	0	0	0	0	**10**
06:00	2	1	6	5	6	1	1	0	0	0	0	0	0	**22**
07:00	0	4	28	25	16	5	1	0	0	0	0	0	0	**79**
08:00	3	5	11	22	11	6	0	0	0	0	0	0	0	**58**
09:00	2	3	5	17	23	5	3	0	0	0	0	0	0	**58**
10:00	3	5	8	16	13	4	0	0	0	0	0	0	0	**49**
11:00	3	4	12	27	14	7	0	0	0	0	0	0	0	**67**
12:00 PM	0	3	19	32	24	7	1	0	0	0	0	0	0	**86**
13:00	2	10	10	25	18	9	0	0	0	0	0	0	0	**74**
14:00	2	6	20	31	19	7	0	0	0	0	0	0	0	**85**
15:00	5	18	29	37	10	4	0	0	0	0	0	0	0	**103**
16:00	4	12	18	12	8	2	0	0	0	0	0	0	0	**56**
17:00	4	5	14	25	11	2	0	0	0	0	0	0	0	**61**
18:00	1	4	16	31	8	6	1	0	0	0	0	0	0	**67**
19:00	0	3	7	18	6	4	1	0	0	0	0	0	0	**39**
20:00	0	2	6	11	7	1	1	0	0	0	0	0	0	**28**
21:00	2	1	6	6	4	2	0	0	0	0	0	0	0	**21**
22:00	0	0	1	5	1	0	0	0	0	0	0	0	0	**7**
23:00	0	1	2	3	1	0	0	0	0	0	0	0	0	**7**
Totals	**33**	**87**	**222**	**354**	**207**	**74**	**9**							**986**
% of Totals	3%	9%	23%	36%	21%	8%	1%							100%

AM Volumes	13	22	74	118	90	30	5	0	0	0	0	0	0	352
% AM	1%	2%	8%	12%	9%	3%	1%							36%
AM Peak Hour	08:00	08:00	07:00	11:00	09:00	11:00	09:00							07:00
Volume	3	5	28	27	23	7	3							79
PM Volumes	20	65	148	236	117	44	4	0	0	0	0	0	0	634
% PM	2%	7%	15%	24%	12%	4%	0%							64%
PM Peak Hour	15:00	15:00	15:00	15:00	12:00	13:00	12:00							15:00
Volume	5	18	29	37	24	9	1							103

Directional Peak Periods	**AM 7-9**			**NOON 12-2**			**PM 4-6**			**Off Peak Volumes**		
All Speeds	Volume	↔	%	Volume	↔	%	Volume	↔	%	Volume	↔	%
	137		14%	160		16%	117		12%	572		58%

Street Name	Direction	Percentiles					
		15th	50th	Average	85th	95th	ADT
S Sparks St	Summary	21	27	27	33	37	986

Prepared by NDS/ATD

Prepared by National Data & Surveying Services

VOLUME

S Sparks St Bet. W Oak St & W Alameda Ave

Day: Tuesday
Date: 1/18/2022

City: Burbank
Project #: CA22_020022_019

DAILY TOTALS	NB	SB	EB	WB	Total
	482	504	0	0	986

AM Period	NB		SB		EB	WB	TOTAL		PM Period	NB		SB		EB	WB	TOTAL	
00:00	0		0		0	0			12:00	7		13		0	0	20	
00:15	0		0		0	0			12:15	17		6		0	0	23	
00:30	0		0		0	0			12:30	11		14		0	0	25	
00:45	0		0		0	0			12:45	8	43	10	43	0	0	18	86
01:00	0		0		0	0			13:00	11		8		0	0	19	
01:15	1		1		0	0	2		13:15	10		6		0	0	16	
01:30	0		0		0	0			13:30	10		15		0	0	25	
01:45	0	1	1	2	0	0	1	3	13:45	8	39	6	35	0	0	14	74
02:00	0		0		0	0			14:00	12		13		0	0	25	
02:15	0		0		0	0			14:15	6		13		0	0	19	
02:30	0		0		0	0			14:30	12		5		0	0	17	
02:45	0		0		0	0			14:45	13	43	11	42	0	0	24	85
03:00	0		0		0	0			15:00	20		21		0	0	41	
03:15	0		1		0	0	1		15:15	12		15		0	0	27	
03:30	0		0		0	0			15:30	10		9		0	0	19	
03:45	0		0	1	0	0		1	15:45	7	49	9	54	0	0	16	103
04:00	1		1		0	0	2		16:00	9		10		0	0	19	
04:15	0		1		0	0	1		16:15	1		7		0	0	8	
04:30	1		0		0	0	1		16:30	9		5		0	0	14	
04:45	0	2	1	3	0	0	1	5	16:45	9	28	6	28	0	0	15	56
05:00	0		1		0	0	1		17:00	6		5		0	0	11	
05:15	0		1		0	0	1		17:15	6		7		0	0	13	
05:30	0		3		0	0	3		17:30	12		10		0	0	22	
05:45	1	1	4	9	0	0	5	10	17:45	8	32	7	29	0	0	15	61
06:00	0		2		0	0	2		18:00	7		9		0	0	16	
06:15	1		2		0	0	3		18:15	3		15		0	0	18	
06:30	7		2		0	0	9		18:30	9		5		0	0	14	
06:45	4	12	4	10	0	0	8	22	18:45	8	27	11	40	0	0	19	67
07:00	6		10		0	0	16		19:00	4		6		0	0	10	
07:15	7		4		0	0	11		19:15	6		4		0	0	10	
07:30	8		9		0	0	17		19:30	6		4		0	0	10	
07:45	17	38	18	41	0	0	35	79	19:45	6	22	3	17	0	0	9	39
08:00	9		10		0	0	19		20:00	2		5		0	0	7	
08:15	8		6		0	0	14		20:15	3		4		0	0	7	
08:30	5		6		0	0	11		20:30	2		5		0	0	7	
08:45	7	29	7	29	0	0	14	58	20:45	4	11	3	17	0	0	7	28
09:00	6		5		0	0	11		21:00	3		4		0	0	7	
09:15	6		6		0	0	12		21:15	2		4		0	0	6	
09:30	10		11		0	0	21		21:30	1		3		0	0	4	
09:45	6	28	8	30	0	0	14	58	21:45	1	7	3	14	0	0	4	21
10:00	6		4		0	0	10		22:00	0		1		0	0	1	
10:15	10		11		0	0	21		22:15	0		1		0	0	1	
10:30	2		5		0	0	7		22:30	3		2		0	0	5	
10:45	10	28	1	21	0	0	11	49	22:45	0	3	0	4	0	0		7
11:00	11		9		0	0	20		23:00	2		0		0	0	2	
11:15	8		7		0	0	15		23:15	0		0		0	0		
11:30	12		10		0	0	22		23:30	1		1		0	0	2	
11:45	5	36	5	31	0	0	10	67	23:45	0	3	3	4	0	0	3	7
TOTALS		175		177				352	TOTALS		307		327				634
SPLIT %		49.7%		50.3%				35.7%	SPLIT %		48.4%		51.6%				64.3%

DAILY TOTALS	NB	SB	EB	WB	Total
	482	504	0	0	986

AM Peak Hour	07:30	07:30			07:30	PM Peak Hour	14:30	14:45			14:45
AM Pk Volume	42	43			85	PM Pk Volume	57	56			111
Pk Hr Factor	0.618	0.597			0.607	Pk Hr Factor	0.713	0.667			0.677
7 - 9 Volume	67	70	0	0	137	4 - 6 Volume	60	57	0	0	117
7 - 9 Peak Hour	07:30	07:30			07:30	4 - 6 Peak Hour	16:45	17:00			16:45
7 - 9 Pk Volume	42	43	0	0	85	4 - 6 Pk Volume	33	29	0	0	61
Pk Hr Factor	0.618	0.597	0.000	0.000	0.607	Pk Hr Factor	0.688	0.725	0.000	0.000	0.693

Prepared by NDS/ATD

Project #: CA22_020022_019 **City:** Burbank

Location: S Sparks St Bet. W Oak St & W Alameda Ave **Date:** 1/18/2022

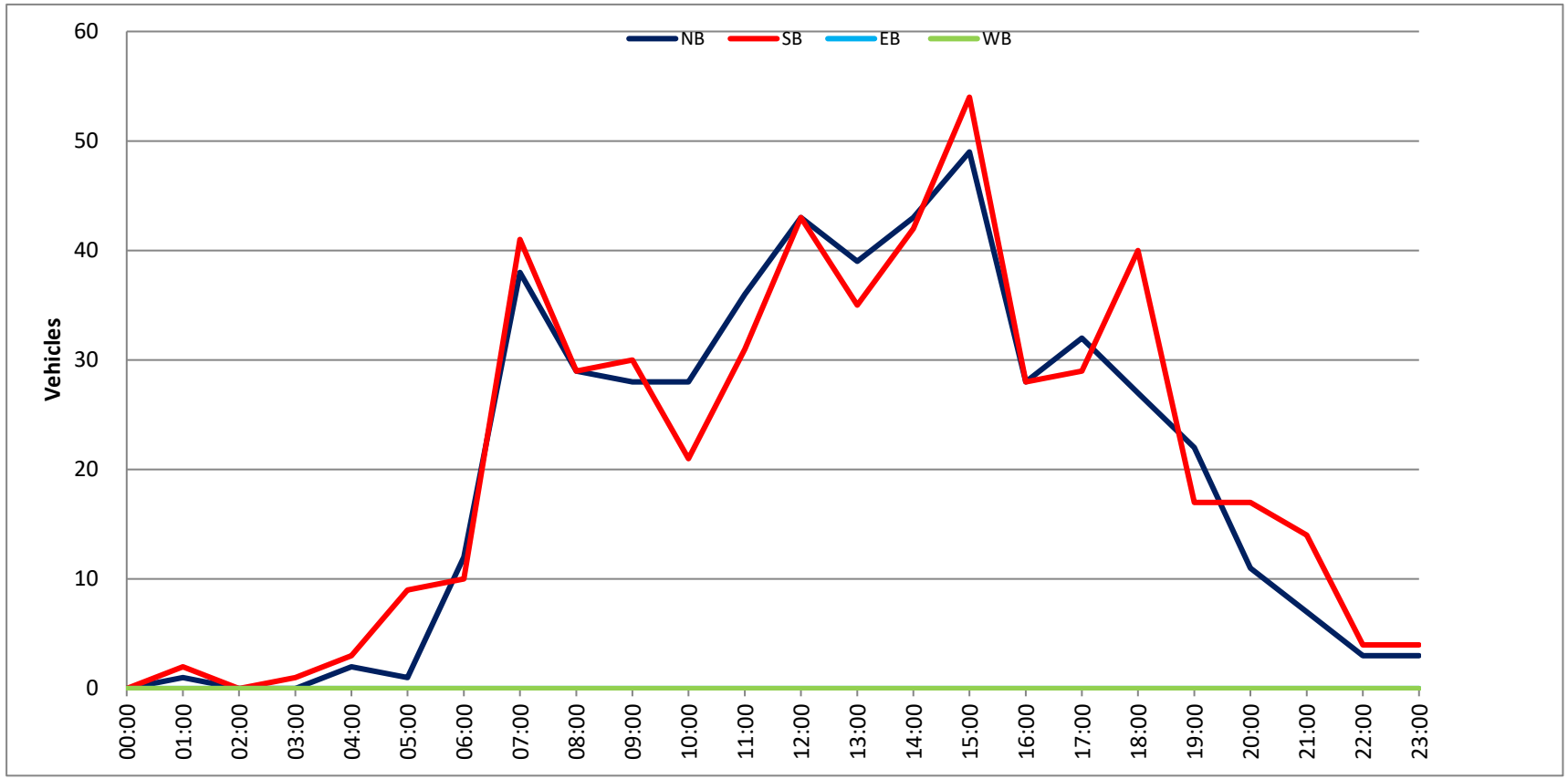

Prepared by National Data & Surveying Services

SPEED

S Sparks St Bet. W Oak St & W Alameda Ave

Day: Wednesday
Date: 1/19/2022

City: Burbank
Project #: CA22_020022_019n

North Bound

Time	< 15	15 - 19	20 - 24	25 - 29	30 - 34	35 - 39	40 - 44	45 - 49	50 - 54	55 - 59	60 - 64	65 - 69	70 +	Total
00:00 AM	0	0	0	0	0	0	1	0	0	0	0	0	0	1
00:15	0	0	0	0	0	0	0	0	0	0	0	0	0	0
00:30	0	0	0	1	1	0	0	0	0	0	0	0	0	2
00:45	0	0	0	0	0	0	0	0	0	0	0	0	0	0
01:00	0	0	0	0	0	0	0	0	0	0	0	0	0	0
01:15	0	0	0	0	0	0	0	0	0	0	0	0	0	0
01:30	0	0	0	0	0	0	0	0	0	0	0	0	0	0
01:45	0	0	1	0	0	0	0	0	0	0	0	0	0	1
02:00	0	0	0	0	0	0	0	0	0	0	0	0	0	0
02:15	0	0	1	0	0	1	0	0	0	0	0	0	0	2
02:30	0	1	0	0	0	1	0	0	0	0	0	0	0	2
02:45	0	0	0	0	1	0	0	0	0	0	0	0	0	1
03:00	0	0	0	0	0	0	0	0	0	0	0	0	0	0
03:15	0	0	0	0	0	0	0	0	0	0	0	0	0	0
03:30	0	0	0	0	0	0	0	0	0	0	0	0	0	0
03:45	0	0	0	0	0	0	0	0	0	0	0	0	0	0
04:00	0	0	0	0	0	0	0	0	0	0	0	0	0	0
04:15	0	0	0	0	0	1	0	0	0	0	0	0	0	1
04:30	0	0	0	1	0	0	0	0	0	0	0	0	0	1
04:45	0	0	0	0	0	0	0	0	0	0	0	0	0	0
05:00	0	0	1	0	0	0	0	0	0	0	0	0	0	1
05:15	0	0	0	0	1	0	0	0	0	0	0	0	0	1
05:30	0	0	0	1	1	1	0	0	0	0	0	0	0	3
05:45	0	0	0	0	1	0	0	0	0	0	0	0	0	1
06:00	0	0	0	0	1	0	0	0	0	0	0	0	0	1
06:15	0	0	3	1	2	1	0	0	0	0	0	0	0	7
06:30	0	0	0	2	1	1	0	0	0	0	0	0	0	4
06:45	0	1	1	0	2	0	0	0	0	0	0	0	0	4
07:00	0	0	1	5	1	1	0	0	0	0	0	0	0	8
07:15	0	0	0	2	0	0	0	0	0	0	0	0	0	2
07:30	0	0	3	3	3	0	0	0	0	0	0	0	0	9
07:45	0	0	4	7	6	0	0	0	0	0	0	0	0	17
08:00	0	0	1	3	0	0	0	0	0	0	0	0	0	4
08:15	0	0	3	3	1	1	0	0	0	0	0	0	0	8
08:30	0	1	1	2	1	0	0	0	0	0	0	0	0	5
08:45	0	0	2	4	4	0	0	0	0	0	0	0	0	10
09:00	0	1	2	1	0	0	0	0	0	0	0	0	0	4
09:15	1	1	1	2	1	0	0	0	0	0	0	0	0	6
09:30	0	0	0	3	1	1	0	0	0	0	0	0	0	5
09:45	0	1	3	3	1	1	0	0	0	0	0	0	0	9
10:00	1	0	1	3	2	0	0	0	0	0	0	0	0	7
10:15	0	0	3	5	1	0	0	0	0	0	0	0	0	9
10:30	0	0	2	0	0	0	0	0	0	0	0	0	0	2
10:45	0	0	1	3	1	3	0	0	0	0	0	0	0	8
11:00	1	1	2	5	3	0	0	0	0	0	0	0	0	12
11:15	0	0	0	6	1	1	0	0	0	0	0	0	0	8
11:30	0	0	0	3	1	0	0	0	0	0	0	0	0	4
11:45	1	0	1	2	3	0	0	0	0	0	0	0	0	7
12:00 PM	0	1	3	6	0	1	0	0	0	0	0	0	0	11
12:15	0	1	0	5	0	1	0	0	0	0	0	0	0	7
12:30	1	2	2	4	3	0	0	0	0	0	0	0	0	12
12:45	2	0	5	4	0	1	1	0	0	0	0	0	0	13
13:00	1	1	2	5	1	0	0	0	0	0	0	0	0	10
13:15	0	0	0	3	1	1	0	0	0	0	0	0	0	5
13:30	1	0	0	2	1	1	0	0	0	0	0	0	0	5
13:45	0	0	4	4	1	0	0	0	0	0	0	0	0	9
14:00	0	0	2	1	5	0	0	0	0	0	0	0	0	8
14:15	0	1	2	5	4	0	0	0	0	0	0	0	0	12
14:30	0	1	3	6	6	0	0	0	0	0	0	0	0	16
14:45	0	0	5	6	4	0	0	0	0	0	0	0	0	15
15:00	0	0	2	4	2	1	0	0	0	0	0	0	0	9
15:15	0	1	4	3	3	0	0	0	0	0	0	0	0	11
15:30	0	1	2	5	1	0	0	0	0	0	0	0	0	9
15:45	0	2	3	6	3	0	0	0	0	0	0	0	0	14
16:00	0	0	2	2	0	0	0	0	0	0	0	0	0	4
16:15	1	0	5	6	1	0	0	0	0	0	0	0	0	13
16:30	0	1	3	7	0	0	0	0	0	0	0	0	0	11
16:45	1	1	3	2	0	1	0	0	0	0	0	0	0	8
17:00	0	1	0	3	2	0	0	0	0	0	0	0	0	6
17:15	0	1	1	4	1	1	0	0	0	0	0	0	0	8
17:30	1	1	2	6	0	0	0	0	0	0	0	0	0	10
17:45	0	0	5	4	4	0	0	0	0	0	0	0	0	13
18:00	0	1	2	2	3	0	0	0	0	0	0	0	0	8
18:15	0	1	4	2	0	0	0	0	0	0	0	0	0	7
18:30	0	0	4	3	0	1	0	0	0	0	0	0	0	8
18:45	0	1	2	5	0	0	0	0	0	0	0	0	0	8
19:00	0	0	3	4	1	0	1	0	0	0	0	0	0	9
19:15	0	3	2	2	1	0	0	0	0	0	0	0	0	8
19:30	0	0	3	1	0	0	0	0	0	0	0	0	0	4
19:45	0	1	0	1	0	0	0	0	0	0	0	0	0	2
20:00	0	0	2	2	1	1	0	0	0	0	0	0	0	6
20:15	0	0	0	0	1	0	0	0	0	0	0	0	0	1
20:30	0	0	2	2	0	0	0	0	0	0	0	0	0	4
20:45	1	0	1	2	2	0	0	0	0	0	0	0	0	6
21:00	0	0	0	2	1	1	0	0	0	0	0	0	0	4
21:15	0	0	0	0	1	0	0	0	0	0	0	0	0	1
21:30	0	0	0	3	1	0	0	0	0	0	0	0	0	4
21:45	0	0	0	4	0	0	0	0	0	0	0	0	0	4
22:00	0	0	1	1	0	0	0	0	0	0	0	0	0	2
22:15	1	1	0	0	0	0	0	0	0	0	0	0	0	2
22:30	0	1	0	1	1	0	0	0	0	0	0	0	0	3
22:45	0	0	0	0	0	0	0	0	0	0	0	0	0	0
23:00	0	0	0	0	0	0	0	0	0	0	0	0	0	0
23:15	0	0	0	1	0	0	0	0	0	0	0	0	0	1
23:30	0	0	0	0	1	0	0	0	0	0	0	0	0	1
23:45	0	0	0	0	0	0	0	0	0	0	0	0	0	0
Totals	14	32	124	212	99	25	3							509
% of Totals	3%	6%	24%	42%	19%	5%	1%							100%

AM Volumes	4	7	38	71	42	14	1	0	0	0	0	0	0	177
% AM	1%	1%	7%	14%	8%	3%	0%							35%
AM Peak Hour	09:15	11:45	07:30	07:00	07:00	10:30								07:30
Volume	2	4	11	17	10	4	1							38
PM Volumes	10	25	86	141	57	11	2	0	0	0	0	0	0	332
% PM	2%	5%	17%	28%	11%	2%	0%							65%
PM Peak Hour	12:15	12:00	17:45	14:15	14:00	12:00	12:00							14:15
Volume	4	4	15	21	19	3	1							52

Directional Peak Periods	AM 7-9			NOON 12-2			PM 4-6			Off Peak Volumes		
All Classes	Volume	⟷	%	Volume	⟷	%	Volume	⟷	%	Volume	⟷	%
	63		12%	72		14%	73		14%	301		59%

Street Name	Direction	Percentiles					
		15th	50th	Average	85th	95th	ADT
S Sparks St	North Bound	21	27	27	33	36	509
S Sparks St	South Bound	20	26	26	33	36	554

Prepared by National Data & Surveying Services

SPEED

S Sparks St Bet. W Oak St & W Alameda Ave

Day: Wednesday
Date: 1/19/2022

City: Burbank
Project #: CA22_020022_019s

South Bound

Time	< 15	15 - 19	20 - 24	25 - 29	30 - 34	35 - 39	40 - 44	45 - 49	50 - 54	55 - 59	60 - 64	65 - 69	70 +	Total
00:00 AM	0	0	0	1	1	0	1	0	0	0	0	0	0	3
00:15	0	0	0	0	0	0	0	0	0	0	0	0	0	0
00:30	0	0	0	0	0	0	0	0	0	0	0	0	0	0
00:45	0	0	0	0	0	1	1	0	0	0	0	0	0	2
01:00	0	0	0	0	0	0	0	0	0	0	0	0	0	0
01:15	0	0	0	1	0	0	0	0	0	0	0	0	0	1
01:30	0	0	0	0	0	0	0	0	0	0	0	0	0	0
01:45	0	0	0	1	0	0	1	0	0	0	0	0	0	2
02:00	0	0	0	0	0	0	0	0	0	0	0	0	0	0
02:15	0	0	0	0	1	0	0	0	0	0	0	0	0	1
02:30	0	0	0	0	1	0	0	0	0	0	0	0	0	1
02:45	0	0	0	0	0	0	0	0	0	0	0	0	0	0
03:00	0	0	0	0	0	0	0	0	0	0	0	0	0	0
03:15	0	0	0	0	0	0	0	0	0	0	0	0	0	0
03:30	0	0	0	0	0	0	0	0	0	0	0	0	0	0
03:45	0	0	0	0	0	0	0	0	0	0	0	0	0	0
04:00	0	0	0	0	0	0	0	0	0	0	0	0	0	0
04:15	0	0	0	0	0	0	0	0	0	0	0	0	0	0
04:30	0	0	0	0	0	0	0	0	0	0	0	0	0	0
04:45	0	0	0	1	1	0	0	0	0	0	0	0	0	2
05:00	0	0	0	0	3	0	0	0	0	0	0	0	0	3
05:15	0	1	0	0	0	0	0	0	0	0	0	0	0	1
05:30	0	0	1	1	0	0	0	0	0	0	0	0	0	2
05:45	0	0	0	0	1	1	0	0	0	0	0	0	0	2
06:00	0	0	0	0	0	0	1	0	0	0	0	0	0	1
06:15	0	0	0	1	0	3	0	0	0	0	0	0	0	4
06:30	0	0	0	1	2	0	0	0	0	0	0	0	0	3
06:45	0	1	0	0	0	0	0	0	0	0	0	0	0	1
07:00	0	1	1	6	4	1	0	0	0	0	0	0	0	13
07:15	0	2	1	2	2	0	0	0	0	0	0	0	0	7
07:30	0	1	3	2	0	1	0	0	0	0	0	0	0	7
07:45	1	4	9	7	1	1	0	0	0	0	0	0	0	23
08:00	0	2	3	3	3	0	0	0	0	0	0	0	0	11
08:15	0	0	2	2	2	0	1	0	0	0	0	0	0	7
08:30	0	2	4	3	1	0	0	0	0	0	0	0	0	10
08:45	2	3	3	2	0	0	0	0	0	0	0	0	0	10
09:00	1	0	5	1	5	0	0	0	0	0	0	0	0	12
09:15	0	2	0	3	0	0	0	0	0	0	0	0	0	5
09:30	1	0	2	2	1	0	0	0	0	0	0	0	0	6
09:45	0	1	1	5	1	0	0	0	0	0	0	0	0	8
10:00	0	0	4	0	1	0	0	0	0	0	0	0	0	5
10:15	2	1	2	3	1	0	0	0	0	0	0	0	0	9
10:30	0	2	1	4	0	1	0	0	0	0	0	0	0	8
10:45	0	0	2	2	2	0	0	0	0	0	0	0	0	6
11:00	1	0	3	1	1	0	0	0	0	0	0	0	0	6
11:15	1	1	1	4	1	0	0	0	0	0	0	0	0	8
11:30	1	2	0	1	2	0	0	0	0	0	0	0	0	6
11:45	0	1	3	3	3	0	0	0	0	0	0	0	0	10
12:00 PM	1	2	1	1	2	0	0	0	0	0	0	0	0	7
12:15	1	1	4	3	1	0	0	0	0	0	0	0	0	10
12:30	1	1	5	2	0	0	0	0	0	0	0	0	0	9
12:45	0	3	3	4	1	0	0	0	0	0	0	0	0	11
13:00	0	0	1	3	1	0	0	0	0	0	0	0	0	5
13:15	0	0	2	2	1	0	0	0	0	0	0	0	0	5
13:30	1	2	3	4	1	1	0	0	0	0	0	0	0	12
13:45	0	2	1	2	3	2	0	0	0	0	0	0	0	10
14:00	2	0	1	4	2	0	0	0	0	0	0	0	0	9
14:15	0	1	3	4	1	0	0	0	0	0	0	0	0	9
14:30	1	2	0	4	1	1	0	0	0	0	0	0	0	9
14:45	0	0	3	7	3	0	0	0	0	0	0	0	0	13
15:00	1	0	2	7	5	3	0	0	0	0	0	0	0	18
15:15	2	0	4	3	2	0	0	0	0	0	0	0	0	11
15:30	1	1	1	5	3	0	0	0	0	0	0	0	0	11
15:45	1	2	5	3	0	0	0	0	0	0	0	0	0	11
16:00	0	1	11	0	3	0	0	0	0	0	0	0	0	15
16:15	1	1	5	3	0	0	0	0	0	0	0	0	0	10
16:30	0	1	1	0	2	0	1	0	0	0	0	0	0	5
16:45	0	0	2	3	2	0	0	0	0	0	0	0	0	7
17:00	1	1	5	4	2	2	0	0	0	0	0	0	0	15
17:15	0	0	1	1	1	0	0	0	0	0	0	0	0	3
17:30	0	2	1	5	2	1	0	0	0	0	0	0	0	11
17:45	0	3	5	4	3	0	0	0	0	0	0	0	0	15
18:00	0	0	3	2	2	0	0	0	0	0	0	0	0	7
18:15	0	0	1	1	1	1	0	0	0	0	0	0	0	4
18:30	0	0	2	4	2	0	0	0	0	0	0	0	0	8
18:45	0	4	2	2	1	1	0	0	0	0	0	0	0	10
19:00	1	0	0	3	0	0	0	0	0	0	0	0	0	4
19:15	0	1	2	4	0	0	0	0	0	0	0	0	0	7
19:30	0	2	3	4	3	0	0	0	0	0	0	0	0	12
19:45	0	1	1	2	0	0	0	0	0	0	0	0	0	4
20:00	1	0	0	1	0	0	0	0	0	0	0	0	0	2
20:15	0	0	1	2	3	0	0	0	0	0	0	0	0	6
20:30	0	0	1	4	1	0	0	0	0	0	0	0	0	6
20:45	0	0	1	4	2	0	0	0	0	0	0	0	0	7
21:00	0	0	0	0	0	0	1	0	0	0	0	0	0	1
21:15	0	0	2	3	0	1	0	0	0	0	0	0	0	6
21:30	0	0	0	2	3	0	0	0	0	0	0	0	0	5
21:45	0	0	2	0	2	2	0	0	0	0	0	0	0	6
22:00	0	0	0	2	0	1	0	0	0	0	0	0	0	3
22:15	0	0	1	0	1	0	0	0	0	0	0	0	0	2
22:30	0	0	0	0	0	0	0	0	0	0	0	0	0	0
22:45	0	0	0	1	1	2	0	0	0	0	0	0	0	4
23:00	0	0	0	1	1	0	0	0	0	0	0	0	0	2
23:15	0	0	0	0	0	1	0	0	0	0	0	0	0	1
23:30	0	0	0	0	0	0	0	0	0	0	0	0	0	0
23:45	0	0	0	0	0	0	0	0	0	0	0	0	0	0
Totals	**24**	**61**	**143**	**183**	**106**	**28**	**7**							**554**
% of Totals	5%	11%	26%	33%	19%	5%	1%							100%

AM Volumes	10	27	51	63	41	9	5	0	0	0	0	0	0	206
% AM	2%	5%	9%	11%	7%	2%	1%							37%
AM Peak Hour	08:45	07:15	07:45	07:00	06:30	05:30								07:45
Volume	4	9	18	17	8	4	2							51
PM Volumes	14	34	92	120	65	19	2	0	0	0	0	0	0	348
% PM	3%	6%	17%	22%	12%	3%	0%							63%
PM Peak Hour	15:00	12:00	15:30	14:15	14:45	14:15	15:45							14:45
Volume	5	7	22	22	13	4	1							53

Directional Peak Periods	AM 7-9			NOON 12-2			PM 4-6			Off Peak Volumes		
All Classes	Volume	⟷	%	Volume	⟷	%	Volume	⟷	%	Volume	⟷	%
	88		16%	69		12%	81		15%	316		57%

Street Name	Direction	Percentiles					
		15th	50th	Average	85th	95th	ADT
S Sparks St	North Bound	21	27	27	33	36	509
S Sparks St	South Bound	20	26	26	33	36	554

Prepared by National Data & Surveying Services

SPEED

S Sparks St Bet. W Oak St & W Alameda Ave

Day: Wednesday
Date: 1/19/2022

City: Burbank
Project #: CA22_020022_019

Summary

Time	< 15	15 - 19	20 - 24	25 - 29	30 - 34	35 - 39	40 - 44	45 - 49	50 - 54	55 - 59	60 - 64	65 - 69	70 +	Total
00:00 AM	0	0	0	1	1	0	2	0	0	0	0	0	0	4
00:15	0	0	0	0	0	0	0	0	0	0	0	0	0	0
00:30	0	0	0	1	1	0	0	0	0	0	0	0	0	2
00:45	0	0	0	0	0	1	1	0	0	0	0	0	0	2
01:00	0	0	0	0	0	0	0	0	0	0	0	0	0	0
01:15	0	0	0	1	0	0	0	0	0	0	0	0	0	1
01:30	0	0	0	0	0	0	0	0	0	0	0	0	0	0
01:45	0	0	1	1	0	0	1	0	0	0	0	0	0	3
02:00	0	0	0	0	0	0	0	0	0	0	0	0	0	0
02:15	0	0	1	0	1	1	0	0	0	0	0	0	0	3
02:30	0	1	0	0	1	1	0	0	0	0	0	0	0	3
02:45	0	0	0	0	1	0	0	0	0	0	0	0	0	1
03:00	0	0	0	0	0	0	0	0	0	0	0	0	0	0
03:15	0	0	0	0	0	0	0	0	0	0	0	0	0	0
03:30	0	0	0	0	0	0	0	0	0	0	0	0	0	0
03:45	0	0	0	0	0	0	0	0	0	0	0	0	0	0
04:00	0	0	0	0	0	0	0	0	0	0	0	0	0	0
04:15	0	0	0	0	0	1	0	0	0	0	0	0	0	1
04:30	0	0	0	1	0	0	0	0	0	0	0	0	0	1
04:45	0	0	0	1	1	0	0	0	0	0	0	0	0	2
05:00	0	0	1	0	3	0	0	0	0	0	0	0	0	4
05:15	0	1	0	0	1	0	0	0	0	0	0	0	0	2
05:30	0	0	1	2	1	1	0	0	0	0	0	0	0	5
05:45	0	0	0	0	2	1	0	0	0	0	0	0	0	3
06:00	0	0	0	0	1	0	1	0	0	0	0	0	0	2
06:15	0	0	3	2	2	4	0	0	0	0	0	0	0	11
06:30	0	0	0	3	3	1	0	0	0	0	0	0	0	7
06:45	0	2	1	0	2	0	0	0	0	0	0	0	0	5
07:00	0	1	2	11	5	2	0	0	0	0	0	0	0	21
07:15	0	2	1	4	2	0	0	0	0	0	0	0	0	9
07:30	0	1	6	5	3	1	0	0	0	0	0	0	0	16
07:45	1	4	13	14	7	1	0	0	0	0	0	0	0	40
08:00	0	2	4	6	3	0	0	0	0	0	0	0	0	15
08:15	0	0	5	5	3	1	1	0	0	0	0	0	0	15
08:30	0	3	5	5	2	0	0	0	0	0	0	0	0	15
08:45	2	3	5	6	4	0	0	0	0	0	0	0	0	20
09:00	1	1	7	2	5	0	0	0	0	0	0	0	0	16
09:15	1	3	1	5	1	0	0	0	0	0	0	0	0	11
09:30	1	0	2	5	2	1	0	0	0	0	0	0	0	11
09:45	0	2	4	8	2	1	0	0	0	0	0	0	0	17
10:00	1	0	5	3	3	0	0	0	0	0	0	0	0	12
10:15	2	1	5	8	2	0	0	0	0	0	0	0	0	18
10:30	0	2	3	4	0	1	0	0	0	0	0	0	0	10
10:45	0	0	3	5	3	3	0	0	0	0	0	0	0	14
11:00	2	1	5	6	4	0	0	0	0	0	0	0	0	18
11:15	1	1	1	10	2	1	0	0	0	0	0	0	0	16
11:30	1	2	0	4	3	0	0	0	0	0	0	0	0	10
11:45	1	1	4	5	6	0	0	0	0	0	0	0	0	17
12:00 PM	1	3	4	7	2	1	0	0	0	0	0	0	0	18
12:15	1	2	4	8	1	1	0	0	0	0	0	0	0	17
12:30	2	3	7	6	3	0	0	0	0	0	0	0	0	21
12:45	2	3	8	8	1	1	1	0	0	0	0	0	0	24
13:00	1	1	3	8	2	0	0	0	0	0	0	0	0	15
13:15	0	0	2	5	2	1	0	0	0	0	0	0	0	10
13:30	2	2	3	6	2	2	0	0	0	0	0	0	0	17
13:45	0	2	5	6	4	2	0	0	0	0	0	0	0	19
14:00	2	0	3	5	7	0	0	0	0	0	0	0	0	17
14:15	0	2	5	9	5	0	0	0	0	0	0	0	0	21
14:30	1	3	3	10	7	1	0	0	0	0	0	0	0	25
14:45	0	0	8	13	7	0	0	0	0	0	0	0	0	28
15:00	1	0	4	11	7	4	0	0	0	0	0	0	0	27
15:15	2	1	8	6	5	0	0	0	0	0	0	0	0	22
15:30	1	2	3	10	4	0	0	0	0	0	0	0	0	20
15:45	1	4	8	9	3	0	0	0	0	0	0	0	0	25
16:00	0	1	13	2	3	0	0	0	0	0	0	0	0	19
16:15	2	1	10	9	1	0	0	0	0	0	0	0	0	23
16:30	0	2	4	7	2	0	1	0	0	0	0	0	0	16
16:45	1	1	5	5	2	1	0	0	0	0	0	0	0	15
17:00	1	2	5	7	4	2	0	0	0	0	0	0	0	21
17:15	0	1	2	5	2	1	0	0	0	0	0	0	0	11
17:30	1	3	3	11	2	1	0	0	0	0	0	0	0	21
17:45	0	3	10	8	7	0	0	0	0	0	0	0	0	28
18:00	0	1	5	4	5	0	0	0	0	0	0	0	0	15
18:15	0	1	5	3	1	1	0	0	0	0	0	0	0	11
18:30	0	0	6	7	2	1	0	0	0	0	0	0	0	16
18:45	0	5	4	7	1	1	0	0	0	0	0	0	0	18
19:00	1	0	3	7	1	0	1	0	0	0	0	0	0	13
19:15	0	4	4	6	1	0	0	0	0	0	0	0	0	15
19:30	0	2	6	5	3	0	0	0	0	0	0	0	0	16
19:45	0	2	1	3	0	0	0	0	0	0	0	0	0	6
20:00	1	0	2	3	1	1	0	0	0	0	0	0	0	8
20:15	0	0	1	2	4	0	0	0	0	0	0	0	0	7
20:30	0	0	3	6	1	0	0	0	0	0	0	0	0	10
20:45	1	0	2	6	4	0	0	0	0	0	0	0	0	13
21:00	0	0	0	2	1	1	1	0	0	0	0	0	0	5
21:15	0	0	2	3	1	1	0	0	0	0	0	0	0	7
21:30	0	0	0	5	4	0	0	0	0	0	0	0	0	9
21:45	0	0	2	4	2	2	0	0	0	0	0	0	0	10
22:00	0	0	1	3	0	1	0	0	0	0	0	0	0	5
22:15	1	1	1	0	1	0	0	0	0	0	0	0	0	4
22:30	0	1	0	1	1	0	0	0	0	0	0	0	0	3
22:45	0	0	0	1	1	2	0	0	0	0	0	0	0	4
23:00	0	0	0	1	1	0	0	0	0	0	0	0	0	2
23:15	0	0	0	1	0	1	0	0	0	0	0	0	0	2
23:30	0	0	0	0	1	0	0	0	0	0	0	0	0	1
23:45	0	0	0	0	0	0	0	0	0	0	0	0	0	0
Totals	40	93	267	395	205	53	10							1063
% of Totals	4%	9%	25%	37%	19%	5%	1%							100%

AM Volumes	14	34	89	134	83	23	6	0	0	0	0	0	0	383
% AM	1%	3%	8%	13%	8%	2%	1%							36%
AM Peak Hour	08:45	08:30	07:30	07:00	07:00	06:15								07:00
Volume	5	10	28	34	17	7	3							86
PM Volumes	26	59	178	261	122	30	4	0	0	0	0	0	0	680
% PM	2%	6%	17%	25%	11%	3%	0%							64%
PM Peak Hour	12:00	12:00	15:45	14:15	14:00	13:00	12:00							14:30
Volume	6	11	35	43	26	5	1							102

Directional Peak Periods	AM 7-9			NOON 12-2			PM 4-6			Off Peak Volumes		
All Classes	Volume	⟷	%	Volume	⟷	%	Volume	⟷	%	Volume	⟷	%
	151		14%	141		13%	154		14%	617		58%

Street Name	Direction	Percentiles					
		15th	50th	Average	85th	95th	ADT
S Sparks St	Summary	20	27	26	33	36	1063

Prepared by National Data & Surveying Services

SPEED

S Sparks St Bet. W Oak St & W Alameda Ave

Day: Wednesday
Date: 1/19/2022

City: Burbank
Project #: CA22_020022_019n

North Bound

Time	< 15	15 - 19	20 - 24	25 - 29	30 - 34	35 - 39	40 - 44	45 - 49	50 - 54	55 - 59	60 - 64	65 - 69	70 +	Total
00:00 AM	0	0	0	1	1	0	1	0	0	0	0	0	0	3
01:00	0	0	1	0	0	0	0	0	0	0	0	0	0	1
02:00	0	1	1	0	1	2	0	0	0	0	0	0	0	5
03:00	0	0	0	0	0	0	0	0	0	0	0	0	0	0
04:00	0	0	0	1	0	1	0	0	0	0	0	0	0	2
05:00	0	0	1	1	3	1	0	0	0	0	0	0	0	6
06:00	0	1	4	3	6	2	0	0	0	0	0	0	0	16
07:00	0	0	8	17	10	1	0	0	0	0	0	0	0	36
08:00	0	1	7	12	6	1	0	0	0	0	0	0	0	27
09:00	1	3	6	9	3	2	0	0	0	0	0	0	0	24
10:00	1	0	7	11	4	3	0	0	0	0	0	0	0	26
11:00	2	1	3	16	8	1	0	0	0	0	0	0	0	31
12:00 PM	3	4	10	19	3	3	1	0	0	0	0	0	0	43
13:00	2	1	6	14	4	2	0	0	0	0	0	0	0	29
14:00	0	2	12	18	19	0	0	0	0	0	0	0	0	51
15:00	0	4	11	18	9	1	0	0	0	0	0	0	0	43
16:00	2	2	13	17	1	1	0	0	0	0	0	0	0	36
17:00	1	3	8	17	7	1	0	0	0	0	0	0	0	37
18:00	0	3	12	12	3	1	0	0	0	0	0	0	0	31
19:00	0	4	8	8	2	0	1	0	0	0	0	0	0	23
20:00	1	0	5	6	4	1	0	0	0	0	0	0	0	17
21:00	0	0	0	9	3	1	0	0	0	0	0	0	0	13
22:00	1	2	1	2	1	0	0	0	0	0	0	0	0	7
23:00	0	0	0	1	1	0	0	0	0	0	0	0	0	2
Totals	14	32	124	212	99	25	3							509
% of Totals	3%	6%	24%	42%	19%	5%	1%							100%

AM Volumes	4	7	38	71	42	14	1	0	0	0	0	0	0	177
% AM	1%	1%	7%	14%	8%	3%	0%							35%
AM Peak Hour	11:00	09:00	07:00	07:00	07:00	10:00								07:00
Volume	2	3	8	17	10	3	1							36
PM Volumes	10	25	86	141	57	11	2	0	0	0	0	0	0	332
% PM	2%	5%	17%	28%	11%	2%	0%							65%
PM Peak Hour	12:00	12:00	16:00	12:00	14:00	12:00	12:00							14:00
Volume	3	4	13	19	19	3	1							51

Directional Peak Periods	AM 7-9			NOON 12-2			PM 4-6			Off Peak Volumes		
All Speeds	Volume		%	Volume		%	Volume		%	Volume		%
	63	↔	12%	72	↔	14%	73	↔	14%	301	↔	59%

Street Name	Direction	Percentiles					
		15th	50th	Average	85th	95th	ADT
S Sparks St	North Bound	21	27	27	33	36	509
S Sparks St	South Bound	20	26	26	33	36	554

Prepared by National Data & Surveying Services

SPEED

S Sparks St Bet. W Oak St & W Alameda Ave

Day: Wednesday
Date: 1/19/2022

City: Burbank
Project #: CA22_020022_019s

South Bound

Time	< 15	15 - 19	20 - 24	25 - 29	30 - 34	35 - 39	40 - 44	45 - 49	50 - 54	55 - 59	60 - 64	65 - 69	70 +	Total
00:00 AM	0	0	0	1	1	1	2	0	0	0	0	0	0	5
01:00	0	0	0	2	0	0	1	0	0	0	0	0	0	3
02:00	0	0	0	0	2	0	0	0	0	0	0	0	0	2
03:00	0	0	0	0	0	0	0	0	0	0	0	0	0	0
04:00	0	0	0	1	1	0	0	0	0	0	0	0	0	2
05:00	0	1	1	1	4	1	0	0	0	0	0	0	0	8
06:00	0	1	0	2	2	3	1	0	0	0	0	0	0	9
07:00	1	8	14	17	7	3	0	0	0	0	0	0	0	50
08:00	2	7	12	10	6	0	1	0	0	0	0	0	0	38
09:00	2	3	8	11	7	0	0	0	0	0	0	0	0	31
10:00	2	3	9	9	4	1	0	0	0	0	0	0	0	28
11:00	3	4	7	9	7	0	0	0	0	0	0	0	0	30
12:00 PM	3	7	13	10	4	0	0	0	0	0	0	0	0	37
13:00	1	4	7	11	6	3	0	0	0	0	0	0	0	32
14:00	3	3	7	19	7	1	0	0	0	0	0	0	0	40
15:00	5	3	12	18	10	3	0	0	0	0	0	0	0	51
16:00	1	3	19	6	7	0	1	0	0	0	0	0	0	37
17:00	1	6	12	14	8	3	0	0	0	0	0	0	0	44
18:00	0	4	8	9	6	2	0	0	0	0	0	0	0	29
19:00	1	4	6	13	3	0	0	0	0	0	0	0	0	27
20:00	1	0	3	11	6	0	0	0	0	0	0	0	0	21
21:00	0	0	4	5	5	3	1	0	0	0	0	0	0	18
22:00	0	0	1	3	2	3	0	0	0	0	0	0	0	9
23:00	0	0	0	1	1	1	0	0	0	0	0	0	0	3
Totals	26	61	143	183	106	28	7							554
% of Totals	5%	11%	26%	33%	19%	5%	1%							100%

AM Volumes	10	27	51	63	41	9	5	0	0	0	0	0	0	206
% AM	2%	5%	9%	11%	7%	2%	1%							37%
AM Peak Hour	11:00	07:00	07:00	07:00	07:00	06:00								07:00
Volume	3	8	14	17	7	3	2							50
PM Volumes	16	34	92	120	65	19	2	0	0	0	0	0	0	348
% PM	3%	6%	17%	22%	12%	3%	0%							63%
PM Peak Hour	15:00	12:00	16:00	14:00	15:00	13:00	16:00							15:00
Volume	5	7	19	19	10	3	1							51

Directional Peak Periods	AM 7-9			NOON 12-2			PM 4-6			Off Peak Volumes		
All Speeds	Volume		%	Volume		%	Volume		%	Volume		%
	88	↔	16%	69	↔	12%	81	↔	15%	316	↔	57%

Street Name	Direction	Percentiles					
		15th	50th	Average	85th	95th	ADT
S Sparks St	North Bound	21	27	27	33	36	509
S Sparks St	South Bound	20	26	26	33	36	554

Prepared by National Data & Surveying Services

SPEED

S Sparks St Bet. W Oak St & W Alameda Ave

Day: Wednesday
Date: 1/19/2022

City: Burbank
Project #: CA22_020022_019

Summary

Time	< 15	15 - 19	20 - 24	25 - 29	30 - 34	35 - 39	40 - 44	45 - 49	50 - 54	55 - 59	60 - 64	65 - 69	70 +	Total
00:00 AM	0	0	0	2	2	1	3	0	0	0	0	0	0	8
01:00	0	0	1	2	0	0	1	0	0	0	0	0	0	4
02:00	0	1	1	0	3	2	0	0	0	0	0	0	0	7
03:00	0	0	0	0	0	0	0	0	0	0	0	0	0	0
04:00	0	0	0	2	1	1	0	0	0	0	0	0	0	4
05:00	0	1	2	2	7	2	0	0	0	0	0	0	0	14
06:00	0	2	4	5	8	5	1	0	0	0	0	0	0	25
07:00	1	8	22	34	17	4	0	0	0	0	0	0	0	86
08:00	2	8	19	22	12	1	1	0	0	0	0	0	0	65
09:00	3	6	14	20	10	2	0	0	0	0	0	0	0	55
10:00	3	3	16	20	8	4	0	0	0	0	0	0	0	54
11:00	5	5	10	25	15	1	0	0	0	0	0	0	0	61
12:00 PM	6	11	23	29	7	3	1	0	0	0	0	0	0	80
13:00	3	5	13	25	10	5	0	0	0	0	0	0	0	61
14:00	3	5	19	37	26	1	0	0	0	0	0	0	0	91
15:00	5	7	23	36	19	4	0	0	0	0	0	0	0	94
16:00	3	5	32	23	8	1	1	0	0	0	0	0	0	73
17:00	2	9	20	31	15	4	0	0	0	0	0	0	0	81
18:00	0	7	20	21	9	3	0	0	0	0	0	0	0	60
19:00	1	8	14	21	5	0	1	0	0	0	0	0	0	50
20:00	2	0	8	17	10	1	0	0	0	0	0	0	0	38
21:00	0	0	4	14	8	4	1	0	0	0	0	0	0	31
22:00	1	2	2	5	3	3	0	0	0	0	0	0	0	16
23:00	0	0	0	2	2	1	0	0	0	0	0	0	0	5
Totals	40	93	267	395	205	53	10							1063
% of Totals	4%	9%	25%	37%	19%	5%	1%							100%

AM Volumes	14	34	89	134	83	23	6	0	0	0	0	0	0	383
% AM	1%	3%	8%	13%	8%	2%	1%							36%
AM Peak Hour	11:00	07:00	07:00	07:00	07:00	06:00								07:00
Volume	5	8	22	34	17	5	3							86
PM Volumes	26	59	178	261	122	30	4	0	0	0	0	0	0	680
% PM	2%	6%	17%	25%	11%	3%	0%							64%
PM Peak Hour	12:00	12:00	16:00	14:00	14:00	13:00	12:00							15:00
Volume	6	11	32	37	26	5	1							94

Directional Peak Periods	AM 7-9			NOON 12-2			PM 4-6			Off Peak Volumes		
All Speeds	Volume		%	Volume		%	Volume		%	Volume		%
	151	↔	14%	141	↔	13%	154	↔	14%	617	↔	58%

Street Name	Direction	Percentiles					
		15th	50th	Average	85th	95th	ADT
S Sparks St	Summary	20	27	26	33	36	1063

Prepared by NDS/ATD

Prepared by National Data & Surveying Services

VOLUME

S Sparks St Bet. W Oak St & W Alameda Ave

Day: Wednesday
Date: 1/19/2022

City: Burbank
Project #: CA22_020022_019

DAILY TOTALS	NB	SB	EB	WB	Total
	509	554	0	0	1,063

AM Period	NB		SB		EB	WB	TOTAL		PM Period	NB		SB		EB	WB	TOTAL	
00:00	1		3		0	0	4		12:00	11		7		0	0	18	
00:15	0		0		0	0			12:15	7		10		0	0	17	
00:30	2		0		0	0	2		12:30	12		9		0	0	21	
00:45	0	3	2	5	0	0	2	8	12:45	13	43	11	37	0	0	24	80
01:00	0		0		0	0			13:00	10		5		0	0	15	
01:15	0		1		0	0	1		13:15	5		5		0	0	10	
01:30	0		0		0	0			13:30	5		12		0	0	17	
01:45	1	1	2	3	0	0	3	4	13:45	9	29	10	32	0	0	19	61
02:00	0		0		0	0			14:00	8		9		0	0	17	
02:15	2		1		0	0	3		14:15	12		9		0	0	21	
02:30	2		1		0	0	3		14:30	16		9		0	0	25	
02:45	1	5	0	2	0	0	1	7	14:45	15	51	13	40	0	0	28	91
03:00	0		0		0	0			15:00	9		18		0	0	27	
03:15	0		0		0	0			15:15	11		11		0	0	22	
03:30	0		0		0	0			15:30	9		11		0	0	20	
03:45	0		0		0	0			15:45	14	43	11	51	0	0	25	94
04:00	0		0		0	0			16:00	4		15		0	0	19	
04:15	1		0		0	0	1		16:15	13		10		0	0	23	
04:30	1		0		0	0	1		16:30	11		5		0	0	16	
04:45	0	2	2	2	0	0	2	4	16:45	8	36	7	37	0	0	15	73
05:00	1		3		0	0	4		17:00	6		15		0	0	21	
05:15	1		1		0	0	2		17:15	8		3		0	0	11	
05:30	3		2		0	0	5		17:30	10		11		0	0	21	
05:45	1	6	2	8	0	0	3	14	17:45	13	37	15	44	0	0	28	81
06:00	1		1		0	0	2		18:00	8		7		0	0	15	
06:15	7		4		0	0	11		18:15	7		4		0	0	11	
06:30	4		3		0	0	7		18:30	8		8		0	0	16	
06:45	4	16	1	9	0	0	5	25	18:45	8	31	10	29	0	0	18	60
07:00	8		13		0	0	21		19:00	9		4		0	0	13	
07:15	2		7		0	0	9		19:15	8		7		0	0	15	
07:30	9		7		0	0	16		19:30	4		12		0	0	16	
07:45	17	36	23	50	0	0	40	86	19:45	2	23	4	27	0	0	6	50
08:00	4		11		0	0	15		20:00	6		2		0	0	8	
08:15	8		7		0	0	15		20:15	1		6		0	0	7	
08:30	5		10		0	0	15		20:30	4		6		0	0	10	
08:45	10	27	10	38	0	0	20	65	20:45	6	17	7	21	0	0	13	38
09:00	4		12		0	0	16		21:00	4		1		0	0	5	
09:15	6		5		0	0	11		21:15	1		6		0	0	7	
09:30	5		6		0	0	11		21:30	4		5		0	0	9	
09:45	9	24	8	31	0	0	17	55	21:45	4	13	6	18	0	0	10	31
10:00	7		5		0	0	12		22:00	2		3		0	0	5	
10:15	9		9		0	0	18		22:15	2		2		0	0	4	
10:30	2		8		0	0	10		22:30	3		0		0	0	3	
10:45	8	26	6	28	0	0	14	54	22:45	0	7	4	9	0	0	4	16
11:00	12		6		0	0	18		23:00	0		2		0	0	2	
11:15	8		8		0	0	16		23:15	1		1		0	0	2	
11:30	4		6		0	0	10		23:30	1		0		0	0	1	
11:45	7	31	10	30	0	0	17	61	23:45	0	2	0	3	0	0		5
TOTALS		177		206				383	TOTALS		332		348				680
SPLIT %		46.2%		53.8%				36.0%	SPLIT %		48.8%		51.2%				64.0%

DAILY TOTALS	NB	SB	EB	WB	Total
	509	554	0	0	1,063

AM Peak Hour	07:30	07:45			07:00	PM Peak Hour	14:15	14:45			14:30
AM Pk Volume	38	51			86	PM Pk Volume	52	53			102
Pk Hr Factor	0.559	0.554			0.538	Pk Hr Factor	0.813	0.736			0.911
7 - 9 Volume	63	88	0	0	151	4 - 6 Volume	73	81	0	0	154
7 - 9 Peak Hour	07:30	07:45			07:00	4 - 6 Peak Hour	16:15	17:00			17:00
7 - 9 Pk Volume	38	51	0	0	86	4 - 6 Pk Volume	38	44	0	0	81
Pk Hr Factor	0.559	0.554	0.000	0.000	0.538	Pk Hr Factor	0.731	0.733	0.000	0.000	0.723

Prepared by NDS/ATD

Project #: CA22_020022_019 **City:** Burbank

Location: S Sparks St Bet. W Oak St & W Alameda Ave **Date:** 1/19/2022

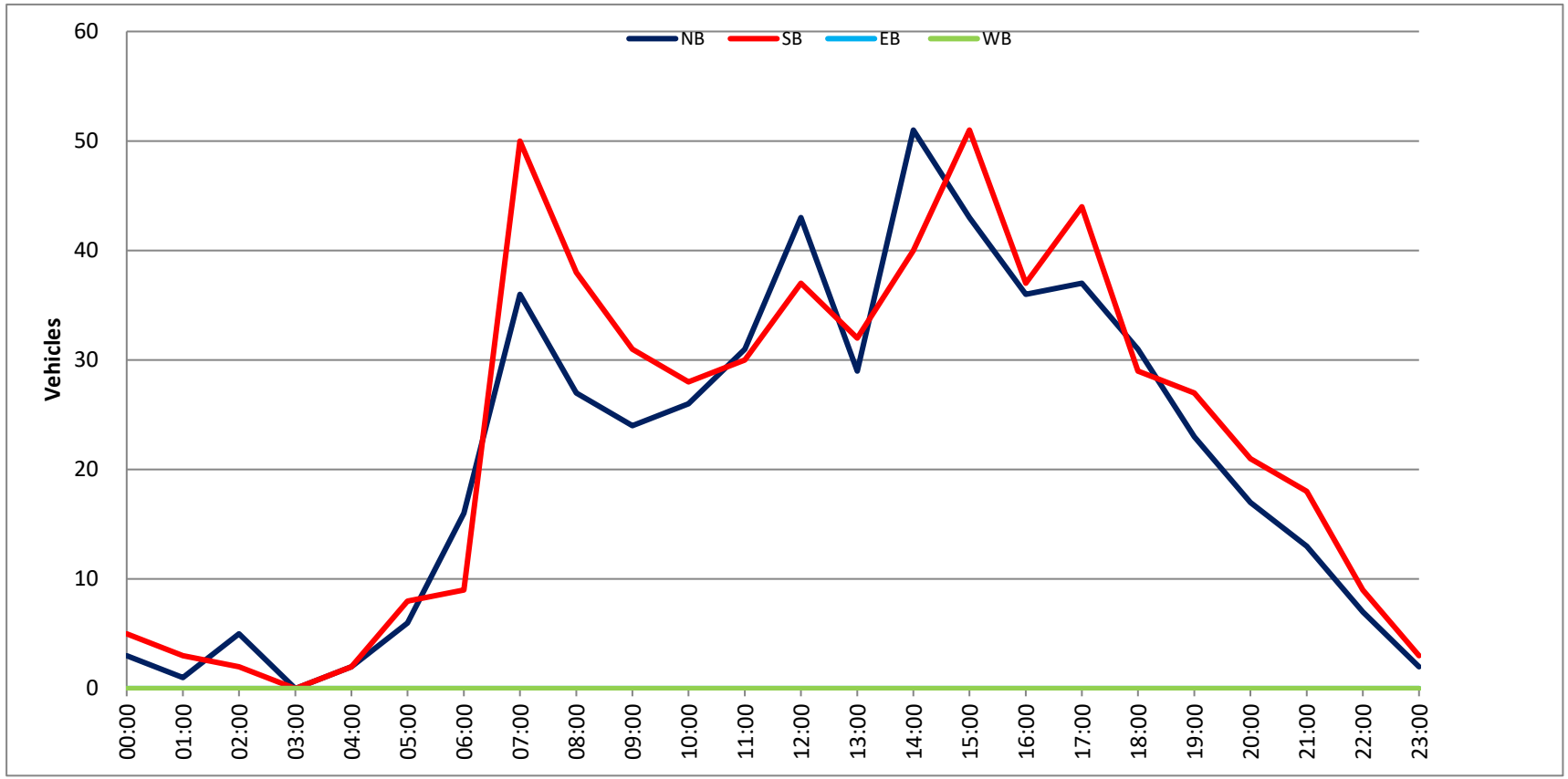

Prepared by National Data & Surveying Services

SPEED

S Sparks St Bet. W Oak St & W Alameda Ave

Day: Thursday
Date: 1/20/2022

City: Burbank
Project #: CA22_020022_019n

North Bound

Time	< 15	15 - 19	20 - 24	25 - 29	30 - 34	35 - 39	40 - 44	45 - 49	50 - 54	55 - 59	60 - 64	65 - 69	70 +	Total
00:00 AM	0	0	0	0	0	0	0	0	0	0	0	0	0	0
00:15	0	0	0	0	0	0	0	0	0	0	0	0	0	0
00:30	0	0	0	0	0	0	0	0	0	0	0	0	0	0
00:45	0	0	0	0	0	0	0	0	0	0	0	0	0	0
01:00	0	0	0	0	0	0	0	0	0	0	0	0	0	0
01:15	0	0	0	1	0	0	0	0	0	0	0	0	0	1
01:30	0	0	0	0	0	0	0	0	0	0	0	0	0	0
01:45	0	0	0	0	0	0	0	0	0	0	0	0	0	0
02:00	0	0	0	0	0	0	0	0	0	0	0	0	0	0
02:15	0	0	0	0	0	0	0	0	0	0	0	0	0	0
02:30	0	0	0	0	0	0	0	0	0	0	0	0	0	0
02:45	0	0	0	0	0	0	0	0	0	0	0	0	0	0
03:00	0	0	0	0	0	0	1	0	0	0	0	0	0	1
03:15	0	0	0	0	0	0	0	0	0	0	0	0	0	0
03:30	0	0	0	1	0	0	0	0	0	0	0	0	0	1
03:45	0	0	0	0	0	0	0	0	0	0	0	0	0	0
04:00	0	0	0	0	0	0	0	0	0	0	0	0	0	0
04:15	0	0	1	0	0	0	0	0	0	0	0	0	0	1
04:30	0	0	0	0	0	0	0	0	0	0	0	0	0	0
04:45	0	0	0	0	0	0	0	0	0	0	0	0	0	0
05:00	0	0	1	0	0	0	0	0	0	0	0	0	0	1
05:15	0	0	0	0	0	0	0	0	0	0	0	0	0	0
05:30	0	0	0	0	1	0	0	0	0	0	0	0	0	1
05:45	0	0	1	0	1	0	0	0	0	0	0	0	0	2
06:00	0	1	0	0	1	0	0	0	0	0	0	0	0	2
06:15	1	0	1	3	1	0	0	0	0	0	0	0	0	6
06:30	0	0	2	0	1	0	0	0	0	0	0	0	0	3
06:45	0	0	1	2	0	1	0	0	0	0	0	0	0	4
07:00	0	0	0	3	0	0	0	0	0	0	0	0	0	3
07:15	0	0	1	2	1	0	0	0	0	0	0	0	0	4
07:30	0	2	3	2	1	0	0	0	0	0	0	0	0	8
07:45	0	1	2	10	5	0	0	0	0	0	0	0	0	18
08:00	0	1	1	2	1	0	0	0	0	0	0	0	0	5
08:15	0	0	0	6	0	2	0	0	0	0	0	0	0	8
08:30	0	0	1	2	3	1	0	0	0	0	0	0	0	7
08:45	0	0	3	0	4	0	0	0	0	0	0	0	0	7
09:00	1	0	1	5	1	0	0	0	0	0	0	0	0	8
09:15	0	1	2	2	1	0	0	0	0	0	0	0	0	6
09:30	1	0	2	3	0	0	0	0	0	0	0	0	0	6
09:45	0	0	1	3	3	1	0	0	0	0	0	0	0	8
10:00	0	0	1	0	2	1	0	0	0	0	0	0	0	4
10:15	0	2	2	2	4	0	0	0	0	0	0	0	0	10
10:30	0	1	3	2	1	0	0	0	0	0	0	0	0	7
10:45	0	0	2	3	0	0	0	0	0	0	0	0	0	5
11:00	0	0	1	4	2	2	0	0	0	0	0	0	0	9
11:15	2	2	0	2	0	0	0	0	0	0	0	0	0	6
11:30	0	0	1	2	2	0	0	0	0	0	0	0	0	5
11:45	0	0	1	2	1	0	0	0	0	0	0	0	0	4
12:00 PM	0	0	4	3	2	0	0	0	0	0	0	0	0	9
12:15	0	1	3	2	4	0	0	0	0	0	0	0	0	10
12:30	0	3	2	3	0	0	0	0	0	0	0	0	0	8
12:45	0	0	0	4	6	0	0	0	0	0	0	0	0	10
13:00	1	2	1	7	3	0	0	0	0	0	0	0	0	14
13:15	0	0	2	3	4	0	0	0	0	0	0	0	0	9
13:30	0	0	2	3	2	0	0	0	0	0	0	0	0	7
13:45	1	1	0	2	1	0	0	0	0	0	0	0	0	5
14:00	0	0	2	3	4	1	0	0	0	0	0	0	0	10
14:15	0	0	3	1	1	0	0	0	0	0	0	0	0	5
14:30	0	1	2	4	4	0	0	0	0	0	0	0	0	11
14:45	0	0	1	5	3	0	0	0	0	0	0	0	0	9
15:00	0	2	7	7	7	2	0	0	0	0	0	0	0	25
15:15	0	0	3	4	2	0	0	0	0	0	0	0	0	9
15:30	0	1	4	4	3	1	0	0	0	0	0	0	0	13
15:45	1	1	1	2	1	1	1	0	0	0	0	0	0	8
16:00	0	1	1	1	3	0	0	0	0	0	0	0	0	6
16:15	1	1	4	5	3	0	0	0	0	0	0	0	0	14
16:30	1	2	2	0	1	0	0	0	0	0	0	0	0	6
16:45	0	2	5	3	0	0	0	0	0	0	0	0	0	10
17:00	0	1	5	2	1	0	0	0	0	0	0	0	0	9
17:15	1	1	3	1	3	1	0	0	0	0	0	0	0	10
17:30	0	0	5	1	0	0	0	0	0	0	0	0	0	6
17:45	0	1	2	3	0	0	0	0	0	0	0	0	0	6
18:00	0	0	4	6	2	1	0	0	0	0	0	0	0	13
18:15	0	1	1	3	1	1	0	0	0	0	0	0	0	7
18:30	2	0	2	4	1	0	0	0	0	0	0	0	0	9
18:45	0	1	2	0	0	0	0	0	0	0	0	0	0	3
19:00	0	1	5	1	1	0	0	0	0	0	0	0	0	8
19:15	0	1	1	3	0	0	0	0	0	0	0	0	0	5
19:30	0	1	0	3	1	0	0	0	0	0	0	0	0	5
19:45	0	1	1	1	2	0	0	0	0	0	0	0	0	5
20:00	1	0	2	0	0	0	0	0	0	0	0	0	0	3
20:15	0	1	2	3	0	0	0	0	0	0	0	0	0	6
20:30	0	0	1	0	0	0	0	0	0	0	0	0	0	1
20:45	0	0	0	0	1	1	0	0	0	0	0	0	0	2
21:00	0	0	1	1	1	1	0	0	0	0	0	0	0	4
21:15	0	0	1	2	3	0	0	0	0	0	0	0	0	6
21:30	0	0	0	1	0	0	0	0	0	0	0	0	0	1
21:45	0	0	1	0	0	0	0	0	0	0	0	0	0	1
22:00	0	0	1	1	1	0	0	0	0	0	0	0	0	3
22:15	0	1	0	1	0	0	0	0	0	0	0	0	0	2
22:30	0	0	1	0	0	0	0	0	0	0	0	0	0	1
22:45	0	1	0	0	0	0	0	0	0	0	0	0	0	1
23:00	0	0	0	1	0	0	0	0	0	0	0	0	0	1
23:15	0	0	1	0	0	0	0	0	0	0	0	0	0	1
23:30	0	0	0	0	0	0	0	0	0	0	0	0	0	0
23:45	0	0	0	0	0	0	0	0	0	0	0	0	0	0
Totals	14	41	125	168	109	18	2							478
% of Totals	3%	9%	26%	35%	23%	4%	0%							100%

AM Volumes	5	11	35	64	37	8	1	0	0	0	0	0	0	161
% AM	1%	2%	7%	13%	8%	2%	0%							34%
AM Peak Hour	08:45	07:15	11:45	07:30	09:45	07:45	02:15							07:30
Volume	2	4	10	20	10	3	1							39
PM Volumes	9	30	91	104	72	10	1	0	0	0	0	0	0	317
% PM	2%	6%	19%	22%	15%	2%	0%							66%
PM Peak Hour	15:45	12:15	16:45	14:30	14:30	15:00	15:00							14:45
Volume	3	6	18	20	16	4	1							56

Directional Peak Periods	AM 7-9			NOON 12-2			PM 4-6			Off Peak Volumes		
All Classes	Volume	⟷	%	Volume	⟷	%	Volume	⟷	%	Volume	⟷	%
	60	⟷	13%	72	⟷	15%	67	⟷	14%	279	⟷	58%

Street Name	Direction	Percentiles					
		15th	50th	Average	85th	95th	ADT
S Sparks St	North Bound	21	27	26	33	35	478
S Sparks St	South Bound	20	26	26	33	36	525

Prepared by National Data & Surveying Services

SPEED

S Sparks St Bet. W Oak St & W Alameda Ave

Day: Thursday
Date: 1/20/2022

City: Burbank
Project #: CA22_020022_019s

South Bound

Time	< 15	15 - 19	20 - 24	25 - 29	30 - 34	35 - 39	40 - 44	45 - 49	50 - 54	55 - 59	60 - 64	65 - 69	70 +	Total
00:00 AM	0	0	0	0	0	0	0	0	0	0	0	0	0	0
00:15	0	0	0	0	0	0	1	0	0	0	0	0	0	1
00:30	0	0	0	0	0	0	0	0	0	0	0	0	0	0
00:45	0	0	1	1	0	0	0	0	0	0	0	0	0	2
01:00	0	0	0	0	0	0	0	0	0	0	0	0	0	0
01:15	0	0	0	0	0	0	0	0	0	0	0	0	0	0
01:30	0	0	0	0	0	0	0	0	0	0	0	0	0	0
01:45	0	0	0	0	1	0	0	0	0	0	0	0	0	1
02:00	0	0	0	0	0	0	0	0	0	0	0	0	0	0
02:15	0	0	0	0	1	0	0	0	0	0	0	0	0	1
02:30	0	0	0	0	0	0	0	0	0	0	0	0	0	0
02:45	0	0	0	0	0	0	0	0	0	0	0	0	0	0
03:00	0	0	0	0	0	0	0	0	0	0	0	0	0	0
03:15	0	0	0	0	0	0	0	0	0	0	0	0	0	0
03:30	0	0	0	0	0	0	0	0	0	0	0	0	0	0
03:45	0	0	0	0	0	0	0	0	0	0	0	0	0	0
04:00	0	0	0	0	0	0	0	0	0	0	0	0	0	0
04:15	0	0	0	0	0	0	0	0	0	0	0	0	0	0
04:30	0	0	0	0	0	0	0	0	0	0	0	0	0	0
04:45	0	0	0	0	0	0	0	0	0	0	0	0	0	0
05:00	0	0	0	0	0	0	1	0	0	0	0	0	0	1
05:15	0	1	1	0	1	0	0	0	0	0	0	0	0	3
05:30	0	0	1	1	0	0	1	0	0	0	0	0	0	3
05:45	0	1	0	2	0	1	0	0	0	0	0	0	0	4
06:00	0	0	0	0	0	0	0	0	0	0	0	0	0	0
06:15	0	2	1	1	1	1	0	0	0	0	0	0	0	6
06:30	0	1	0	1	1	1	0	0	0	0	0	0	0	4
06:45	0	0	3	1	2	0	0	0	0	0	0	0	0	6
07:00	0	1	1	3	1	0	0	0	0	0	0	0	0	6
07:15	0	0	1	1	0	1	0	0	0	0	0	0	0	3
07:30	0	1	4	1	2	1	0	0	0	0	0	0	0	9
07:45	1	3	8	2	0	0	0	0	0	0	0	0	0	14
08:00	1	5	4	5	1	0	0	0	0	0	0	0	0	16
08:15	0	1	4	1	1	1	0	0	0	0	0	0	0	8
08:30	0	1	1	4	1	0	1	0	0	0	0	0	0	8
08:45	0	0	2	1	2	0	0	0	0	0	0	0	0	5
09:00	0	0	0	0	2	0	0	0	0	0	0	0	0	2
09:15	0	0	2	4	2	0	0	0	0	0	0	0	0	8
09:30	0	0	0	4	2	0	0	0	0	0	0	0	0	6
09:45	1	2	2	6	1	0	0	0	0	0	0	0	0	12
10:00	0	0	2	2	2	2	0	0	0	0	0	0	0	8
10:15	1	0	1	1	1	1	0	0	0	0	0	0	0	5
10:30	2	0	4	4	0	0	0	0	0	0	0	0	0	10
10:45	1	1	3	0	1	0	0	0	0	0	0	0	0	6
11:00	0	2	2	3	3	0	0	0	0	0	0	0	0	10
11:15	1	2	4	4	1	0	0	0	0	0	0	0	0	12
11:30	1	1	2	2	1	1	0	0	0	0	0	0	0	8
11:45	0	1	2	7	0	1	1	0	0	0	0	0	0	12
12:00 PM	1	0	0	0	0	0	0	0	0	0	0	0	0	1
12:15	1	0	7	5	0	0	0	0	0	0	0	0	0	13
12:30	0	0	1	2	1	1	0	0	0	0	0	0	0	5
12:45	0	0	1	2	1	1	0	0	0	0	0	0	0	5
13:00	0	1	2	7	3	0	0	0	0	0	0	0	0	13
13:15	1	1	4	1	0	2	0	0	0	0	0	0	0	9
13:30	1	1	4	5	1	0	0	0	0	0	0	0	0	12
13:45	2	1	2	0	1	1	0	0	0	0	0	0	0	7
14:00	0	1	3	2	4	0	0	0	0	0	0	0	0	10
14:15	1	1	2	2	3	0	0	0	0	0	0	0	0	9
14:30	2	1	4	2	3	0	0	0	0	0	0	0	0	12
14:45	0	0	2	4	5	1	0	0	0	0	0	0	0	12
15:00	0	0	1	6	3	1	0	0	0	0	0	0	0	11
15:15	0	1	2	4	4	0	0	0	0	0	0	0	0	11
15:30	0	0	2	3	2	0	0	0	0	0	0	0	0	7
15:45	0	1	0	3	2	0	0	0	0	0	0	0	0	6
16:00	0	0	1	1	2	0	1	0	0	0	0	0	0	5
16:15	2	4	3	4	0	0	0	0	0	0	0	0	0	13
16:30	0	0	3	2	2	0	0	0	0	0	0	0	0	7
16:45	2	0	4	4	1	0	0	0	0	0	0	0	0	11
17:00	1	1	2	2	1	1	0	0	0	0	0	0	0	8
17:15	1	2	4	3	1	0	0	0	0	0	0	0	0	11
17:30	1	0	1	4	2	1	0	0	0	0	0	0	0	9
17:45	0	1	2	0	3	0	0	0	0	0	0	0	0	6
18:00	0	0	1	0	3	0	0	0	0	0	0	0	0	4
18:15	1	0	0	4	4	0	0	0	0	0	0	0	0	9
18:30	4	0	5	5	2	0	0	0	0	0	0	0	0	16
18:45	0	2	0	3	1	0	0	0	0	0	0	0	0	6
19:00	0	0	0	2	1	0	0	0	0	0	0	0	0	3
19:15	1	0	1	2	1	0	0	0	0	0	0	0	0	5
19:30	0	0	1	0	6	0	0	0	0	0	0	0	0	7
19:45	0	0	5	5	3	0	0	0	0	0	0	0	0	13
20:00	1	0	1	2	0	0	0	0	0	0	0	0	0	4
20:15	1	1	1	1	1	0	1	0	0	0	0	0	0	6
20:30	0	0	1	1	2	0	0	0	0	0	0	0	0	4
20:45	0	0	0	2	1	0	0	0	0	0	0	0	0	3
21:00	0	0	0	3	1	0	0	0	0	0	0	0	0	4
21:15	0	0	3	2	6	1	0	0	0	0	0	0	0	12
21:30	1	0	1	3	1	0	0	0	0	0	0	0	0	6
21:45	0	0	0	0	0	0	1	0	0	0	0	0	0	1
22:00	0	0	0	0	0	0	0	0	0	0	0	0	0	0
22:15	0	1	0	0	0	0	0	0	0	0	0	0	0	1
22:30	0	1	0	0	0	0	0	0	0	0	0	0	0	1
22:45	0	0	1	0	1	0	0	0	0	0	0	0	0	2
23:00	0	0	0	1	2	0	0	0	0	0	0	0	0	3
23:15	0	0	0	2	0	0	0	0	0	0	0	0	0	2
23:30	0	0	0	0	0	0	0	0	0	0	0	0	0	0
23:45	0	0	0	0	0	0	0	0	0	0	0	0	0	0
Totals	34	48	134	168	112	21	8							525
% of Totals	6%	9%	26%	32%	21%	4%	2%							100%

AM Volumes	9	26	56	62	31	11	5	0	0	0	0	0	0	200
% AM	2%	5%	11%	12%	6%	2%	1%							38%
AM Peak Hour	09:45	07:30	07:30	09:15	08:45	05:45	04:45							07:30
Volume	4	10	20	16	8	3	2							47
PM Volumes	25	22	78	106	81	10	3	0	0	0	0	0	0	325
% PM	5%	4%	15%	20%	15%	2%	1%							62%
PM Peak Hour	13:45	15:30	13:15	14:45	14:00	12:30	15:15							14:30
Volume	5	5	13	17	15	4	1							46

Directional Peak Periods	AM 7-9			NOON 12-2			PM 4-6			Off Peak Volumes		
All Classes	Volume	⟷	%	Volume	⟷	%	Volume	⟷	%	Volume	⟷	%
	69		13%	65		12%	70		13%	321		61%

Street Name	Direction	Percentiles					
		15th	50th	Average	85th	95th	ADT
S Sparks St	North Bound	21	27	26	33	35	478
S Sparks St	South Bound	20	26	26	33	36	525

Prepared by National Data & Surveying Services

SPEED

S Sparks St Bet. W Oak St & W Alameda Ave

Day: Thursday
Date: 1/20/2022

City: Burbank
Project #: CA22_020022_019

Summary

Time	< 15	15 - 19	20 - 24	25 - 29	30 - 34	35 - 39	40 - 44	45 - 49	50 - 54	55 - 59	60 - 64	65 - 69	70 +	Total
00:00 AM	0	0	0	0	0	0	0	0	0	0	0	0	0	0
00:15	0	0	0	0	0	0	1	0	0	0	0	0	0	1
00:30	0	0	0	0	0	0	0	0	0	0	0	0	0	0
00:45	0	0	1	1	0	0	0	0	0	0	0	0	0	2
01:00	0	0	0	0	0	0	0	0	0	0	0	0	0	0
01:15	0	0	0	1	0	0	0	0	0	0	0	0	0	1
01:30	0	0	0	0	0	0	0	0	0	0	0	0	0	0
01:45	0	0	0	0	1	0	0	0	0	0	0	0	0	1
02:00	0	0	0	0	0	0	0	0	0	0	0	0	0	0
02:15	0	0	0	0	1	0	0	0	0	0	0	0	0	1
02:30	0	0	0	0	0	0	0	0	0	0	0	0	0	0
02:45	0	0	0	0	0	0	0	0	0	0	0	0	0	0
03:00	0	0	0	0	0	0	1	0	0	0	0	0	0	1
03:15	0	0	0	0	0	0	0	0	0	0	0	0	0	0
03:30	0	0	0	1	0	0	0	0	0	0	0	0	0	1
03:45	0	0	0	0	0	0	0	0	0	0	0	0	0	0
04:00	0	0	0	0	0	0	0	0	0	0	0	0	0	0
04:15	0	0	1	0	0	0	0	0	0	0	0	0	0	1
04:30	0	0	0	0	0	0	0	0	0	0	0	0	0	0
04:45	0	0	0	0	0	0	0	0	0	0	0	0	0	0
05:00	0	0	1	0	0	0	1	0	0	0	0	0	0	2
05:15	0	1	1	0	1	0	0	0	0	0	0	0	0	3
05:30	0	0	1	1	1	0	1	0	0	0	0	0	0	4
05:45	0	1	1	2	1	1	0	0	0	0	0	0	0	6
06:00	0	1	0	0	1	0	0	0	0	0	0	0	0	2
06:15	1	2	2	4	2	1	0	0	0	0	0	0	0	12
06:30	0	1	2	1	2	1	0	0	0	0	0	0	0	7
06:45	0	0	4	3	2	1	0	0	0	0	0	0	0	10
07:00	0	1	1	6	1	0	0	0	0	0	0	0	0	9
07:15	0	0	2	3	1	1	0	0	0	0	0	0	0	7
07:30	0	3	7	3	3	1	0	0	0	0	0	0	0	17
07:45	1	4	10	12	5	0	0	0	0	0	0	0	0	32
08:00	1	6	5	7	2	0	0	0	0	0	0	0	0	21
08:15	0	1	4	7	1	3	0	0	0	0	0	0	0	16
08:30	0	1	2	6	4	1	1	0	0	0	0	0	0	15
08:45	0	0	5	1	6	0	0	0	0	0	0	0	0	12
09:00	1	0	1	5	3	0	0	0	0	0	0	0	0	10
09:15	0	1	4	6	3	0	0	0	0	0	0	0	0	14
09:30	1	0	2	7	2	0	0	0	0	0	0	0	0	12
09:45	1	2	3	9	4	1	0	0	0	0	0	0	0	20
10:00	0	0	3	2	4	3	0	0	0	0	0	0	0	12
10:15	1	2	3	3	5	1	0	0	0	0	0	0	0	15
10:30	2	1	7	6	1	0	0	0	0	0	0	0	0	17
10:45	1	1	5	3	1	0	0	0	0	0	0	0	0	11
11:00	0	2	3	7	5	2	0	0	0	0	0	0	0	19
11:15	3	4	4	6	1	0	0	0	0	0	0	0	0	18
11:30	1	1	3	4	3	1	0	0	0	0	0	0	0	13
11:45	0	1	3	9	1	1	1	0	0	0	0	0	0	16
12:00 PM	1	0	4	3	2	0	0	0	0	0	0	0	0	10
12:15	1	1	10	7	4	0	0	0	0	0	0	0	0	23
12:30	0	3	3	5	1	1	0	0	0	0	0	0	0	13
12:45	0	0	1	6	7	1	0	0	0	0	0	0	0	15
13:00	1	3	3	14	6	0	0	0	0	0	0	0	0	27
13:15	1	1	6	4	4	2	0	0	0	0	0	0	0	18
13:30	1	1	6	8	3	0	0	0	0	0	0	0	0	19
13:45	3	2	2	2	2	1	0	0	0	0	0	0	0	12
14:00	0	1	5	5	8	1	0	0	0	0	0	0	0	20
14:15	1	1	5	3	4	0	0	0	0	0	0	0	0	14
14:30	2	2	6	6	7	0	0	0	0	0	0	0	0	23
14:45	0	0	3	9	8	1	0	0	0	0	0	0	0	21
15:00	0	2	8	13	10	3	0	0	0	0	0	0	0	36
15:15	0	1	5	8	6	0	0	0	0	0	0	0	0	20
15:30	0	1	6	7	5	1	0	0	0	0	0	0	0	20
15:45	1	2	1	5	3	1	1	0	0	0	0	0	0	14
16:00	0	1	2	2	5	0	1	0	0	0	0	0	0	11
16:15	3	5	7	9	3	0	0	0	0	0	0	0	0	27
16:30	1	2	5	2	3	0	0	0	0	0	0	0	0	13
16:45	2	2	9	7	1	0	0	0	0	0	0	0	0	21
17:00	1	2	7	4	2	1	0	0	0	0	0	0	0	17
17:15	2	3	7	4	4	1	0	0	0	0	0	0	0	21
17:30	1	0	6	5	2	1	0	0	0	0	0	0	0	15
17:45	0	2	4	3	3	0	0	0	0	0	0	0	0	12
18:00	0	0	5	6	5	1	0	0	0	0	0	0	0	17
18:15	1	1	1	7	5	1	0	0	0	0	0	0	0	16
18:30	6	0	7	9	3	0	0	0	0	0	0	0	0	25
18:45	0	3	2	3	1	0	0	0	0	0	0	0	0	9
19:00	0	1	5	3	2	0	0	0	0	0	0	0	0	11
19:15	1	1	2	5	1	0	0	0	0	0	0	0	0	10
19:30	0	1	1	3	7	0	0	0	0	0	0	0	0	12
19:45	0	1	6	6	5	0	0	0	0	0	0	0	0	18
20:00	2	0	3	2	0	0	0	0	0	0	0	0	0	7
20:15	1	2	3	4	1	0	1	0	0	0	0	0	0	12
20:30	0	0	2	1	2	0	0	0	0	0	0	0	0	5
20:45	0	0	0	2	2	1	0	0	0	0	0	0	0	5
21:00	0	0	1	4	2	1	0	0	0	0	0	0	0	8
21:15	0	0	4	4	9	1	0	0	0	0	0	0	0	18
21:30	1	0	1	4	1	0	0	0	0	0	0	0	0	7
21:45	0	0	1	0	0	0	1	0	0	0	0	0	0	2
22:00	0	0	1	1	1	0	0	0	0	0	0	0	0	3
22:15	0	2	0	1	0	0	0	0	0	0	0	0	0	3
22:30	0	1	1	0	0	0	0	0	0	0	0	0	0	2
22:45	0	1	1	0	1	0	0	0	0	0	0	0	0	3
23:00	0	0	0	2	2	0	0	0	0	0	0	0	0	4
23:15	0	0	1	2	0	0	0	0	0	0	0	0	0	3
23:30	0	0	0	0	0	0	0	0	0	0	0	0	0	0
23:45	0	0	0	0	0	0	0	0	0	0	0	0	0	0
Totals	48	89	260	336	221	39	10							1003
% of Totals	5%	9%	26%	33%	22%	4%	1%							100%

AM Volumes	14	37	91	126	68	19	6	0	0	0	0	0	0	361
% AM	1%	4%	9%	13%	7%	2%	1%							36%
AM Peak Hour	10:30	07:30	07:30	07:45	08:30	09:30	04:45							07:30
Volume	6	14	26	32	16	5	2							86
PM Volumes	34	52	169	210	153	20	4	0	0	0	0	0	0	642
% PM	3%	5%	17%	21%	15%	2%	0%							64%
PM Peak Hour	16:15	16:15	16:45	14:45	14:30	14:45	15:15							14:30
Volume	7	11	29	37	31	5	2							100

Directional Peak Periods	AM 7-9			NOON 12-2			PM 4-6			Off Peak Volumes		
All Classes	Volume	⟷	%	Volume	⟷	%	Volume	⟷	%	Volume	⟷	%
	129		13%	137		14%	137		14%	600		60%

Street Name	Direction	Percentiles					
		15th	50th	Average	85th	95th	ADT
S Sparks St	Summary	20	27	26	33	35	1003

Prepared by National Data & Surveying Services

SPEED

S Sparks St Bet. W Oak St & W Alameda Ave

Day: Thursday
Date: 1/20/2022

City: Burbank
Project #: CA22_020022_019n

North Bound

Time	< 15	15 - 19	20 - 24	25 - 29	30 - 34	35 - 39	40 - 44	45 - 49	50 - 54	55 - 59	60 - 64	65 - 69	70 +	Total
00:00 AM	0	0	0	0	0	0	0	0	0	0	0	0	0	0
01:00	0	0	0	1	0	0	0	0	0	0	0	0	0	1
02:00	0	0	0	0	0	0	0	0	0	0	0	0	0	0
03:00	0	0	0	1	0	0	1	0	0	0	0	0	0	2
04:00	0	0	1	0	0	0	0	0	0	0	0	0	0	1
05:00	0	0	2	0	2	0	0	0	0	0	0	0	0	4
06:00	1	1	4	5	3	1	0	0	0	0	0	0	0	15
07:00	0	3	6	17	7	0	0	0	0	0	0	0	0	33
08:00	0	1	5	10	8	3	0	0	0	0	0	0	0	27
09:00	2	1	6	13	5	1	0	0	0	0	0	0	0	28
10:00	0	3	8	7	7	1	0	0	0	0	0	0	0	26
11:00	2	2	3	10	5	2	0	0	0	0	0	0	0	24
12:00 PM	0	4	9	12	12	0	0	0	0	0	0	0	0	37
13:00	2	3	5	15	10	0	0	0	0	0	0	0	0	35
14:00	0	1	8	13	12	1	0	0	0	0	0	0	0	35
15:00	1	4	15	17	13	4	1	0	0	0	0	0	0	55
16:00	2	6	12	9	7	0	0	0	0	0	0	0	0	36
17:00	1	3	15	7	4	1	0	0	0	0	0	0	0	31
18:00	2	2	9	13	4	2	0	0	0	0	0	0	0	32
19:00	0	4	7	8	4	0	0	0	0	0	0	0	0	23
20:00	1	1	5	3	1	1	0	0	0	0	0	0	0	12
21:00	0	0	3	4	4	1	0	0	0	0	0	0	0	12
22:00	0	2	2	2	1	0	0	0	0	0	0	0	0	7
23:00	0	0	1	1	0	0	0	0	0	0	0	0	0	2
Totals	14	41	126	168	109	18	2							478
% of Totals	3%	9%	26%	35%	23%	4%	0%							100%

AM Volumes	5	11	35	64	37	8	1	0	0	0	0	0	0	161
% AM	1%	2%	7%	13%	8%	2%	0%							34%
AM Peak Hour	09:00	07:00	10:00	07:00	08:00	08:00	03:00							07:00
Volume	2	3	8	17	8	3	1							33
PM Volumes	9	30	91	104	72	10	1	0	0	0	0	0	0	317
% PM	2%	6%	19%	22%	15%	2%	0%							66%
PM Peak Hour	13:00	16:00	15:00	15:00	15:00	15:00	15:00							15:00
Volume	2	6	15	17	13	4	1							55

Directional Peak Periods	AM 7-9			NOON 12-2			PM 4-6			Off Peak Volumes		
All Speeds	Volume		%	Volume		%	Volume		%	Volume		%
	60	↔	13%	72	↔	15%	67	↔	14%	279	↔	58%

Street Name	Direction	Percentiles					
		15th	50th	Average	85th	95th	ADT
S Sparks St	North Bound	21	27	26	33	35	478
S Sparks St	South Bound	20	26	26	33	36	525

Prepared by National Data & Surveying Services

SPEED

S Sparks St Bet. W Oak St & W Alameda Ave

Day: Thursday
Date: 1/20/2022

City: Burbank
Project #: CA22_020022_019s

South Bound

Time	< 15	15 - 19	20 - 24	25 - 29	30 - 34	35 - 39	40 - 44	45 - 49	50 - 54	55 - 59	60 - 64	65 - 69	70 +	Total
00:00 AM	0	0	1	1	0	0	1	0	0	0	0	0	0	3
01:00	0	0	0	0	1	0	0	0	0	0	0	0	0	1
02:00	0	0	0	0	1	0	0	0	0	0	0	0	0	1
03:00	0	0	0	0	0	0	0	0	0	0	0	0	0	0
04:00	0	0	0	0	0	0	0	0	0	0	0	0	0	0
05:00	0	2	2	3	1	1	2	0	0	0	0	0	0	11
06:00	0	3	4	3	4	2	0	0	0	0	0	0	0	16
07:00	1	5	14	7	3	2	0	0	0	0	0	0	0	32
08:00	1	7	11	11	5	1	1	0	0	0	0	0	0	37
09:00	1	2	4	14	7	0	0	0	0	0	0	0	0	28
10:00	4	1	10	7	4	3	0	0	0	0	0	0	0	29
11:00	2	6	10	16	5	2	1	0	0	0	0	0	0	42
12:00 PM	2	0	9	9	2	2	0	0	0	0	0	0	0	24
13:00	4	4	12	13	5	3	0	0	0	0	0	0	0	41
14:00	3	3	11	10	15	1	0	0	0	0	0	0	0	43
15:00	0	2	5	16	11	1	0	0	0	0	0	0	0	35
16:00	4	4	11	11	5	0	1	0	0	0	0	0	0	36
17:00	3	4	9	9	7	2	0	0	0	0	0	0	0	34
18:00	5	2	6	12	10	0	0	0	0	0	0	0	0	35
19:00	1	0	7	9	11	0	0	0	0	0	0	0	0	28
20:00	2	1	3	6	4	0	1	0	0	0	0	0	0	17
21:00	1	0	4	8	8	1	1	0	0	0	0	0	0	23
22:00	0	2	1	0	1	0	0	0	0	0	0	0	0	4
23:00	0	0	0	3	2	0	0	0	0	0	0	0	0	5
Totals	34	48	134	168	112	21	8							525
% of Totals	6%	9%	26%	32%	21%	4%	2%							100%

AM Volumes	9	26	56	62	31	11	5	0	0	0	0	0	0	200
% AM	2%	5%	11%	12%	6%	2%	1%							38%
AM Peak Hour	10:00	08:00	07:00	11:00	09:00	10:00	05:00							11:00
Volume	4	7	14	16	7	3	2							42
PM Volumes	25	22	78	106	81	10	3	0	0	0	0	0	0	325
% PM	5%	4%	15%	20%	15%	2%	1%							62%
PM Peak Hour	18:00	13:00	13:00	15:00	14:00	13:00	16:00							14:00
Volume	5	4	12	16	15	3	1							43

Directional Peak Periods	AM 7-9			NOON 12-2			PM 4-6			Off Peak Volumes		
All Speeds	Volume		%	Volume		%	Volume		%	Volume		%
	69	↔	13%	65	↔	12%	70	↔	13%	321	↔	61%

Street Name	Direction	Percentiles					
		15th	50th	Average	85th	95th	ADT
S Sparks St	North Bound	21	27	26	33	35	478
S Sparks St	South Bound	20	26	26	33	36	525

Prepared by National Data & Surveying Services

SPEED

S Sparks St Bet. W Oak St & W Alameda Ave

Day: Thursday
Date: 1/20/2022

City: Burbank
Project #: CA22_020022_019

Summary

Time	< 15	15 - 19	20 - 24	25 - 29	30 - 34	35 - 39	40 - 44	45 - 49	50 - 54	55 - 59	60 - 64	65 - 69	70 +	Total
00:00 AM	0	0	1	1	0	0	1	0	0	0	0	0	0	3
01:00	0	0	0	1	1	0	0	0	0	0	0	0	0	2
02:00	0	0	0	0	1	0	0	0	0	0	0	0	0	1
03:00	0	0	0	1	0	0	1	0	0	0	0	0	0	2
04:00	0	0	1	0	0	0	0	0	0	0	0	0	0	1
05:00	0	2	4	3	3	1	2	0	0	0	0	0	0	15
06:00	1	4	8	8	7	3	0	0	0	0	0	0	0	31
07:00	1	8	20	24	10	2	0	0	0	0	0	0	0	65
08:00	1	8	16	21	13	4	1	0	0	0	0	0	0	64
09:00	3	3	10	27	12	1	0	0	0	0	0	0	0	56
10:00	4	4	18	14	11	4	0	0	0	0	0	0	0	55
11:00	4	8	13	26	10	4	1	0	0	0	0	0	0	66
12:00 PM	2	4	18	21	14	2	0	0	0	0	0	0	0	61
13:00	6	7	17	28	15	3	0	0	0	0	0	0	0	76
14:00	3	4	19	23	27	2	0	0	0	0	0	0	0	78
15:00	1	6	20	33	24	5	1	0	0	0	0	0	0	90
16:00	6	10	23	20	12	0	1	0	0	0	0	0	0	72
17:00	4	7	24	16	11	3	0	0	0	0	0	0	0	65
18:00	7	4	15	25	14	2	0	0	0	0	0	0	0	67
19:00	1	4	14	17	15	0	0	0	0	0	0	0	0	51
20:00	3	2	8	9	5	1	1	0	0	0	0	0	0	29
21:00	1	0	7	12	12	2	1	0	0	0	0	0	0	35
22:00	0	4	3	2	2	0	0	0	0	0	0	0	0	11
23:00	0	0	1	4	2	0	0	0	0	0	0	0	0	7
Totals	48	89	260	336	221	39	10							1003
% of Totals	5%	9%	26%	33%	22%	4%	1%							100%

AM Volumes	14	37	91	126	68	19	6	0	0	0	0	0	0	361
% AM	1%	4%	9%	13%	7%	2%	1%							36%
AM Peak Hour	10:00	07:00	07:00	09:00	08:00	08:00	05:00							11:00
Volume	4	8	20	27	13	4	2							66
PM Volumes	34	52	169	210	153	20	4	0	0	0	0	0	0	642
% PM	3%	5%	17%	21%	15%	2%	0%							64%
PM Peak Hour	18:00	16:00	17:00	15:00	14:00	15:00	15:00							15:00
Volume	7	10	24	33	27	5	1							90

Directional Peak Periods	AM 7-9			NOON 12-2			PM 4-6			Off Peak Volumes		
All Speeds	Volume		%	Volume		%	Volume		%	Volume		%
	129	↔	13%	137	↔	14%	137	↔	14%	600	↔	60%

Street Name	Direction	Percentiles					
		15th	50th	Average	85th	95th	ADT
S Sparks St	Summary	20	27	26	33	35	1003

Prepared by NDS/ATD

Prepared by National Data & Surveying Services

VOLUME

S Sparks St Bet. W Oak St & W Alameda Ave

Day: Thursday
Date: 1/20/2022

City: Burbank
Project #: CA22_020022_019

DAILY TOTALS	NB	SB	EB	WB	Total
	478	525	0	0	1,003

AM Period	NB		SB		EB	WB	TOTAL		PM Period	NB		SB		EB	WB	TOTAL	
00:00	0		0		0	0			12:00	9		1		0	0	10	
00:15	0		1		0	0	1		12:15	10		13		0	0	23	
00:30	0		0		0	0			12:30	8		5		0	0	13	
00:45	0		2	3	0	0	2	3	12:45	10	37	5	24	0	0	15	61
01:00	0		0		0	0			13:00	14		13		0	0	27	
01:15	1		0		0	0	1		13:15	9		9		0	0	18	
01:30	0		0		0	0			13:30	7		12		0	0	19	
01:45	0	1	1	1	0	0	1	2	13:45	5	35	7	41	0	0	12	76
02:00	0		0		0	0			14:00	10		10		0	0	20	
02:15	0		1		0	0	1		14:15	5		9		0	0	14	
02:30	0		0		0	0			14:30	11		12		0	0	23	
02:45	0		0	1	0	0		1	14:45	9	35	12	43	0	0	21	78
03:00	1		0		0	0	1		15:00	25		11		0	0	36	
03:15	0		0		0	0			15:15	9		11		0	0	20	
03:30	1		0		0	0	1		15:30	13		7		0	0	20	
03:45	0	2	0		0	0		2	15:45	8	55	6	35	0	0	14	90
04:00	0		0		0	0			16:00	6		5		0	0	11	
04:15	1		0		0	0	1		16:15	14		13		0	0	27	
04:30	0		0		0	0			16:30	6		7		0	0	13	
04:45	0	1	0		0	0		1	16:45	10	36	11	36	0	0	21	72
05:00	1		1		0	0	2		17:00	9		8		0	0	17	
05:15	0		3		0	0	3		17:15	10		11		0	0	21	
05:30	1		3		0	0	4		17:30	6		9		0	0	15	
05:45	2	4	4	11	0	0	6	15	17:45	6	31	6	34	0	0	12	65
06:00	2		0		0	0	2		18:00	13		4		0	0	17	
06:15	6		6		0	0	12		18:15	7		9		0	0	16	
06:30	3		4		0	0	7		18:30	9		16		0	0	25	
06:45	4	15	6	16	0	0	10	31	18:45	3	32	6	35	0	0	9	67
07:00	3		6		0	0	9		19:00	8		3		0	0	11	
07:15	4		3		0	0	7		19:15	5		5		0	0	10	
07:30	8		9		0	0	17		19:30	5		7		0	0	12	
07:45	18	33	14	32	0	0	32	65	19:45	5	23	13	28	0	0	18	51
08:00	5		16		0	0	21		20:00	3		4		0	0	7	
08:15	8		8		0	0	16		20:15	6		6		0	0	12	
08:30	7		8		0	0	15		20:30	1		4		0	0	5	
08:45	7	27	5	37	0	0	12	64	20:45	2	12	3	17	0	0	5	29
09:00	8		2		0	0	10		21:00	4		4		0	0	8	
09:15	6		8		0	0	14		21:15	6		12		0	0	18	
09:30	6		6		0	0	12		21:30	1		6		0	0	7	
09:45	8	28	12	28	0	0	20	56	21:45	1	12	1	23	0	0	2	35
10:00	4		8		0	0	12		22:00	3		0		0	0	3	
10:15	10		5		0	0	15		22:15	2		1		0	0	3	
10:30	7		10		0	0	17		22:30	1		1		0	0	2	
10:45	5	26	6	29	0	0	11	55	22:45	1	7	2	4	0	0	3	11
11:00	9		10		0	0	19		23:00	1		3		0	0	4	
11:15	6		12		0	0	18		23:15	1		2		0	0	3	
11:30	5		8		0	0	13		23:30	0		0		0	0		
11:45	4	24	12	42	0	0	16	66	23:45	0	2	0	5	0	0		7
TOTALS		161		200				361	TOTALS		317		325				642
SPLIT %		44.6%		55.4%				36.0%	SPLIT %		49.4%		50.6%				64.0%

DAILY TOTALS	NB	SB	EB	WB	Total
	478	525	0	0	1,003

AM Peak Hour	07:30	07:30			07:30	PM Peak Hour	14:45	14:30			14:30
AM Pk Volume	39	47			86	PM Pk Volume	56	46			100
Pk Hr Factor	0.542	0.734			0.672	Pk Hr Factor	0.560	0.958			0.694
7 - 9 Volume	60	69	0	0	129	4 - 6 Volume	67	70	0	0	137
7 - 9 Peak Hour	07:30	07:30			07:30	4 - 6 Peak Hour	16:15	16:15			16:15
7 - 9 Pk Volume	39	47	0	0	86	4 - 6 Pk Volume	39	39	0	0	78
Pk Hr Factor	0.542	0.734	0.000	0.000	0.672	Pk Hr Factor	0.696	0.750	0.000	0.000	0.722

Prepared by NDS/ATD

Project #: CA22_020022_019 **City:** Burbank

Location: S Sparks St Bet. W Oak St & W Alameda Ave **Date:** 1/20/2022

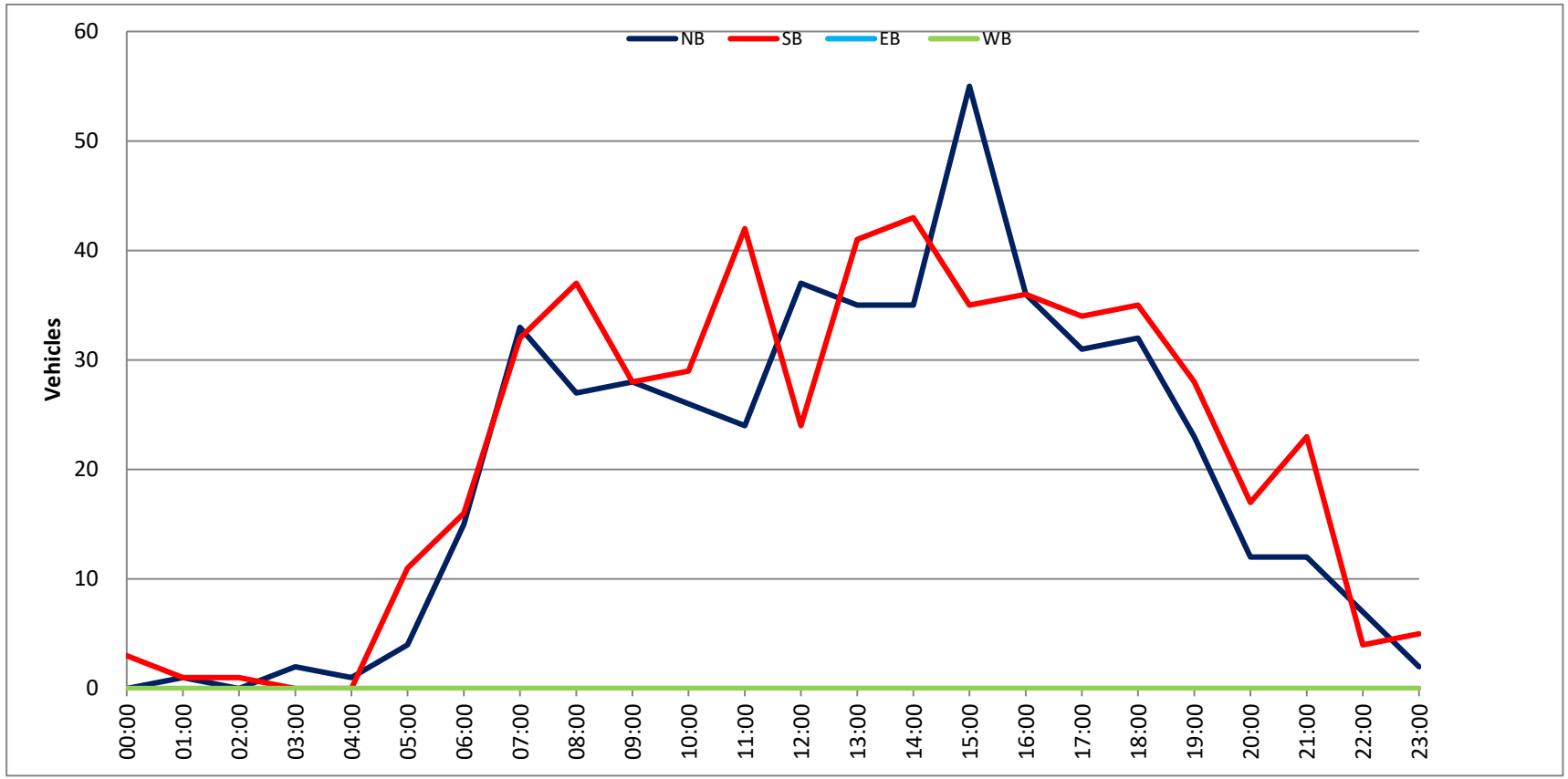

Prepared by National Data & Surveying Services

SPEED

S Sparks St Bet. W Olive Ave & W Oak St

Day: Tuesday
Date: 1/18/2022

City: Burbank
Project #: CA22_020022_018n

North Bound

Time	< 15	15 - 19	20 - 24	25 - 29	30 - 34	35 - 39	40 - 44	45 - 49	50 - 54	55 - 59	60 - 64	65 - 69	70 +	Total
00:00 AM	0	0	0	0	0	0	0	0	0	0	0	0	0	0
00:15	0	0	0	0	0	0	0	0	0	0	0	0	0	0
00:30	0	0	0	0	0	0	0	0	0	0	0	0	0	0
00:45	0	0	0	0	0	0	0	0	0	0	0	0	0	0
01:00	0	0	0	0	1	0	0	0	0	0	0	0	0	1
01:15	0	0	0	0	0	0	0	0	0	0	0	0	0	0
01:30	0	0	0	0	0	0	0	0	0	0	0	0	0	0
01:45	0	0	0	0	0	0	0	0	0	0	0	0	0	0
02:00	0	0	0	0	0	0	0	0	0	0	0	0	0	0
02:15	0	0	0	0	0	0	0	0	0	0	0	0	0	0
02:30	0	0	0	0	0	0	0	0	0	0	0	0	0	0
02:45	0	0	0	0	0	0	0	0	0	0	0	0	0	0
03:00	0	0	0	0	0	0	0	0	0	0	0	0	0	0
03:15	0	0	0	0	0	0	0	0	0	0	0	0	0	0
03:30	0	0	0	0	0	0	0	0	0	0	0	0	0	0
03:45	0	0	0	0	0	0	0	0	0	0	0	0	0	0
04:00	0	0	0	0	0	0	0	0	0	0	0	0	0	0
04:15	0	0	0	0	1	0	0	0	0	0	0	0	0	1
04:30	0	0	0	1	0	0	0	0	0	0	0	0	0	1
04:45	0	0	0	0	0	0	0	0	0	0	0	0	0	0
05:00	0	0	1	0	0	0	0	0	0	0	0	0	0	1
05:15	1	0	0	0	1	0	0	0	0	0	0	0	0	2
05:30	0	0	0	0	1	0	0	0	0	0	0	0	0	1
05:45	0	0	1	0	3	0	0	0	0	0	0	0	0	4
06:00	0	0	1	2	3	0	0	0	0	0	0	0	0	6
06:15	0	0	0	2	0	0	0	0	0	0	0	0	0	2
06:30	0	0	0	1	0	0	1	0	0	0	0	0	0	2
06:45	0	0	2	2	1	1	0	0	0	0	0	0	0	6
07:00	0	1	0	0	4	3	0	0	0	0	0	0	0	8
07:15	0	0	0	1	2	1	0	0	0	0	0	0	0	4
07:30	0	0	3	9	10	2	1	0	0	0	0	0	0	25
07:45	1	0	6	14	11	3	1	0	0	0	0	0	0	36
08:00	0	0	2	3	3	1	0	0	0	0	0	0	0	9
08:15	0	0	0	2	4	2	0	0	0	0	0	0	0	8
08:30	0	0	3	4	3	1	0	0	0	0	0	0	0	11
08:45	1	0	0	0	2	2	0	0	0	0	0	0	0	5
09:00	0	1	0	5	2	1	0	0	0	0	0	0	0	9
09:15	1	1	2	3	2	1	0	0	0	0	0	0	0	10
09:30	0	0	4	2	2	1	0	0	0	0	0	0	0	9
09:45	2	1	3	1	4	0	0	0	0	0	0	0	0	11
10:00	0	0	2	1	5	2	0	0	0	0	0	0	0	10
10:15	0	0	1	4	5	3	0	0	0	0	0	0	0	13
10:30	0	0	1	1	2	1	0	0	0	0	0	0	0	5
10:45	0	0	1	3	3	0	0	0	0	0	0	0	0	7
11:00	1	2	0	1	1	1	0	0	0	0	0	0	0	6
11:15	0	0	0	1	3	1	0	0	0	0	0	0	0	5
11:30	0	0	4	2	4	1	1	0	0	0	0	0	0	12
11:45	0	1	2	3	4	5	0	0	0	0	0	0	0	15
12:00 PM	0	0	2	6	3	2	1	0	0	0	0	0	0	14
12:15	0	1	2	6	2	1	0	0	0	0	0	0	0	12
12:30	0	1	0	4	5	1	0	0	0	0	0	0	0	11
12:45	0	1	2	0	2	1	1	0	0	0	0	0	0	7
13:00	0	1	2	4	8	1	0	0	0	0	0	0	0	16
13:15	1	0	1	3	4	1	0	0	0	0	0	0	0	10
13:30	0	0	1	4	2	3	0	0	0	0	0	0	0	10
13:45	0	1	3	6	2	1	0	0	0	0	0	0	0	13
14:00	0	0	4	4	6	1	1	0	0	0	0	0	0	16
14:15	0	1	12	13	12	0	2	0	0	0	0	0	0	40
14:30	0	1	2	11	3	2	0	0	0	0	0	0	0	19
14:45	0	0	0	7	8	4	0	0	0	0	0	0	0	19
15:00	1	3	2	4	4	1	1	0	0	0	0	0	0	16
15:15	1	0	0	1	4	2	0	0	0	0	0	0	0	8
15:30	1	0	1	6	1	0	0	0	0	0	0	0	0	9
15:45	0	0	1	2	6	3	0	0	0	0	0	0	0	12
16:00	0	1	4	5	3	2	0	0	0	0	0	0	0	15
16:15	0	0	2	2	2	1	0	0	0	0	0	0	0	7
16:30	0	0	3	3	5	2	0	0	0	0	0	0	0	13
16:45	0	2	2	1	2	0	1	0	0	0	0	0	0	8
17:00	1	0	0	2	4	1	0	0	0	0	0	0	0	8
17:15	1	0	1	4	3	0	0	0	0	0	0	0	0	9
17:30	0	0	4	3	1	0	1	0	0	0	0	0	0	9
17:45	1	1	2	4	2	2	0	0	0	0	0	0	0	12
18:00	0	0	2	3	3	0	0	0	0	0	0	0	0	8
18:15	0	1	2	4	0	0	0	0	0	0	0	0	0	7
18:30	1	1	2	2	1	0	0	0	0	0	0	0	0	7
18:45	0	0	2	5	2	0	0	0	0	0	0	0	0	9
19:00	0	0	1	2	0	0	0	0	0	0	0	0	0	3
19:15	0	2	0	0	0	0	0	0	0	0	0	0	0	2
19:30	0	0	2	4	1	0	0	0	0	0	0	0	0	7
19:45	0	0	0	4	1	0	0	0	0	0	0	0	0	5
20:00	0	0	1	1	1	0	0	0	0	0	0	0	0	3
20:15	0	0	1	3	1	1	0	0	0	0	0	0	0	6
20:30	0	0	2	0	0	0	0	0	0	0	0	0	0	2
20:45	0	1	1	0	1	0	0	0	0	0	0	0	0	3
21:00	0	0	0	0	0	0	0	0	0	0	0	0	0	0
21:15	0	0	0	2	0	0	0	0	0	0	0	0	0	2
21:30	0	0	0	0	1	1	0	0	0	0	0	0	0	2
21:45	0	0	0	1	0	1	0	0	0	0	0	0	0	2
22:00	0	0	0	0	0	0	0	0	0	0	0	0	0	0
22:15	0	0	0	1	0	0	0	0	0	0	0	0	0	1
22:30	0	0	0	1	0	0	0	0	0	0	0	0	0	1
22:45	0	0	0	0	0	1	0	0	0	0	0	0	0	1
23:00	0	0	1	1	1	0	0	0	0	0	0	0	0	3
23:15	0	0	0	0	0	0	0	0	0	0	0	0	0	0
23:30	0	0	0	0	0	0	0	0	0	0	0	0	0	0
23:45	0	0	0	0	0	0	0	0	0	0	0	0	0	0
Totals	15	26	109	207	194	69	12							632
% of Totals	2%	4%	17%	33%	31%	11%	2%							100%

AM Volumes	7	7	39	68	87	33	4	0	0	0	0	0	0	245
% AM	1%	1%	6%	11%	14%	5%	1%							39%
AM Peak Hour	09:00	09:00	07:15	07:30	07:30	07:00	07:00							07:30
Volume	3	3	11	28	28	9	2							78
PM Volumes	8	19	70	139	107	36	8	0	0	0	0	0	0	387
% PM	1%	3%	11%	22%	17%	6%	1%							61%
PM Peak Hour	14:45	14:15	13:45	14:00	14:00	14:30	13:30							14:00
Volume	3	5	21	35	29	9	3							94

Directional Peak Periods	AM 7-9			NOON 12-2			PM 4-6			Off Peak Volumes		
All Classes	Volume	⟷	%	Volume	⟷	%	Volume	⟷	%	Volume	⟷	%
	106		17%	93		15%	81		13%	352		56%

Street Name	Direction	Percentiles					
		15th	50th	Average	85th	95th	ADT
S Sparks St	North Bound	22	29	29	35	39	632
S Sparks St	South Bound	22	28	28	34	38	502

Prepared by National Data & Surveying Services

SPEED

S Sparks St Bet. W Olive Ave & W Oak St

Day: Tuesday
Date: 1/18/2022

City: Burbank
Project #: CA22_020022_018s

South Bound

Time	< 15	15 - 19	20 - 24	25 - 29	30 - 34	35 - 39	40 - 44	45 - 49	50 - 54	55 - 59	60 - 64	65 - 69	70 +	Total
00:00 AM	0	0	0	0	0	0	0	0	0	0	0	0	0	0
00:15	0	0	0	0	1	0	0	0	0	0	0	0	0	1
00:30	0	0	0	0	0	0	0	0	0	0	0	0	0	0
00:45	0	0	0	0	0	0	0	0	0	0	0	0	0	0
01:00	0	0	0	0	0	0	0	0	0	0	0	0	0	0
01:15	0	0	0	0	0	0	0	0	0	0	0	0	0	0
01:30	0	0	0	0	0	0	0	0	0	0	0	0	0	0
01:45	0	0	0	0	0	0	0	0	0	0	0	0	0	0
02:00	0	0	0	0	0	0	0	0	0	0	0	0	0	0
02:15	0	0	0	0	0	0	0	0	0	0	0	0	0	0
02:30	0	0	0	0	1	0	0	0	0	0	0	0	0	1
02:45	0	0	0	1	0	0	0	0	0	0	0	0	0	1
03:00	0	0	0	0	0	0	0	0	0	0	0	0	0	0
03:15	0	0	0	0	0	0	0	0	0	0	0	0	0	0
03:30	0	0	0	0	0	0	0	0	0	0	0	0	0	0
03:45	0	0	0	0	0	0	0	0	0	0	0	0	0	0
04:00	0	0	0	0	0	0	0	0	0	0	0	0	0	0
04:15	0	0	0	0	0	0	0	0	0	0	0	0	0	0
04:30	0	0	0	0	0	0	0	0	0	0	0	0	0	0
04:45	0	0	0	0	0	0	0	0	0	0	0	0	0	0
05:00	0	0	0	0	0	0	0	0	0	0	0	0	0	0
05:15	0	1	0	0	0	0	0	0	0	0	0	0	0	1
05:30	0	0	0	1	1	0	0	0	0	0	0	0	0	2
05:45	0	0	0	0	0	2	0	0	0	0	0	0	0	2
06:00	0	0	2	0	1	0	0	0	0	0	0	0	0	3
06:15	0	1	0	0	1	0	0	0	0	0	0	0	0	2
06:30	0	0	1	0	0	1	0	0	0	0	0	0	0	2
06:45	0	0	2	3	2	0	0	0	0	0	0	0	0	7
07:00	0	1	1	1	1	0	0	0	0	0	0	0	0	4
07:15	0	0	1	1	2	1	0	0	0	0	0	0	0	5
07:30	0	0	1	9	4	1	0	0	0	0	0	0	0	15
07:45	3	0	6	8	5	2	0	0	0	0	0	0	0	24
08:00	0	2	3	3	2	0	0	0	0	0	0	0	0	10
08:15	0	0	2	5	2	1	0	0	0	0	0	0	0	10
08:30	0	0	3	2	1	2	0	0	0	0	0	0	0	8
08:45	0	0	2	2	2	0	0	0	0	0	0	0	0	6
09:00	0	0	2	4	1	0	0	0	0	0	0	0	0	7
09:15	0	1	0	3	1	2	0	0	0	0	0	0	0	7
09:30	0	0	1	4	2	2	0	0	0	0	0	0	0	9
09:45	0	0	3	6	1	1	0	0	0	0	0	0	0	11
10:00	0	2	1	2	0	1	1	0	0	0	0	0	0	7
10:15	0	0	1	2	2	2	0	0	0	0	0	0	0	7
10:30	0	1	1	3	3	1	0	0	0	0	0	0	0	9
10:45	0	0	2	4	1	1	0	0	0	0	0	0	0	8
11:00	0	1	1	3	0	0	0	0	0	0	0	0	0	5
11:15	0	0	2	3	0	0	1	0	0	0	0	0	0	6
11:30	0	0	0	1	1	0	0	0	0	0	0	0	0	2
11:45	0	0	3	2	2	1	0	0	0	0	0	0	0	8
12:00 PM	0	0	0	0	1	1	0	0	0	0	0	0	0	2
12:15	0	0	1	3	1	1	0	0	0	0	0	0	0	6
12:30	0	1	0	7	1	0	0	1	0	0	0	0	0	10
12:45	0	0	0	5	4	1	0	0	0	0	0	0	0	10
13:00	0	0	1	3	1	1	0	0	0	0	0	0	0	6
13:15	0	0	1	4	1	0	0	0	0	0	0	0	0	6
13:30	0	0	0	5	3	0	0	0	0	0	0	0	0	8
13:45	0	1	1	6	4	1	0	0	0	0	0	0	0	13
14:00	0	2	4	5	2	1	0	0	0	0	0	0	0	14
14:15	0	4	9	5	7	1	0	0	0	0	0	0	0	26
14:30	0	0	1	5	3	0	0	0	0	0	0	0	0	9
14:45	0	0	0	3	2	0	0	0	0	0	0	0	0	5
15:00	0	1	1	4	4	2	0	0	0	0	0	0	0	12
15:15	1	2	3	5	4	0	0	0	0	0	0	0	0	15
15:30	0	1	2	2	1	3	0	0	0	0	0	0	0	9
15:45	0	0	1	3	3	2	0	0	0	0	0	0	0	9
16:00	1	0	3	3	2	1	0	0	0	0	0	0	0	10
16:15	0	1	6	4	2	0	0	0	0	0	0	0	0	13
16:30	0	0	2	1	1	0	0	0	0	0	0	0	0	4
16:45	0	0	1	2	2	1	0	0	0	0	0	0	0	6
17:00	1	0	0	1	2	1	0	0	0	0	0	0	0	5
17:15	0	0	1	4	2	0	0	0	0	0	0	0	0	7
17:30	0	1	1	7	1	0	0	0	0	0	0	0	0	10
17:45	0	2	1	3	2	0	0	0	0	0	0	0	0	8
18:00	0	0	0	6	3	0	1	0	0	0	0	0	0	10
18:15	0	0	2	5	4	0	0	0	0	0	0	0	0	11
18:30	0	0	1	5	2	1	0	0	0	0	0	0	0	9
18:45	1	1	1	6	3	1	0	0	0	0	0	0	0	13
19:00	1	1	0	3	1	0	0	0	0	0	0	0	0	6
19:15	1	0	0	1	2	1	0	0	0	0	0	0	0	5
19:30	0	1	2	0	2	0	0	0	0	0	0	0	0	5
19:45	0	0	0	2	0	0	0	0	0	0	0	0	0	2
20:00	0	0	1	2	1	0	0	0	0	0	0	0	0	4
20:15	0	1	4	1	0	0	0	0	0	0	0	0	0	6
20:30	0	0	2	1	0	1	0	0	0	0	0	0	0	4
20:45	1	0	0	0	2	0	0	0	0	0	0	0	0	3
21:00	0	0	0	0	0	0	0	0	0	0	0	0	0	0
21:15	0	1	1	0	0	0	0	0	0	0	0	0	0	2
21:30	0	0	0	1	1	0	0	0	0	0	0	0	0	2
21:45	0	1	0	0	0	0	0	0	0	0	0	0	0	1
22:00	0	0	0	0	1	0	0	0	0	0	0	0	0	1
22:15	0	0	0	1	0	0	0	0	0	0	0	0	0	1
22:30	0	0	0	0	1	0	0	0	0	0	0	0	0	1
22:45	0	0	0	0	0	1	0	0	0	0	0	0	0	1
23:00	0	0	0	0	0	0	0	0	0	0	0	0	0	0
23:15	0	0	0	1	0	0	0	0	0	0	0	0	0	1
23:30	0	0	0	0	0	0	0	0	0	0	0	0	0	0
23:45	0	0	0	0	1	0	0	0	0	0	0	0	0	1
Totals	10	32	95	198	120	43	3	1						502
% of Totals	2%	6%	19%	39%	24%	9%	1%	0%						100%

AM Volumes	3	10	41	73	40	21	2	0	0	0	0	0	0	190
% AM	1%	2%	8%	15%	8%	4%	0%							38%
AM Peak Hour	07:00	09:15	07:45	07:30	07:15	09:15	09:15	11:45						07:30
Volume	3	3	14	25	13	6	1	1						59
PM Volumes	7	22	54	125	80	22	1	1	0	0	0	0	0	312
% PM	1%	4%	11%	25%	16%	4%	0%	0%						62%
PM Peak Hour	18:30	13:30	13:45	18:00	13:30	15:00	17:15	12:00						13:45
Volume	3	7	15	22	16	7	1	1						62

Directional Peak Periods	AM 7-9			NOON 12-2			PM 4-6			Off Peak Volumes		
All Classes	Volume	↔	%	Volume	↔	%	Volume	↔	%	Volume	↔	%
	82	↔	16%	61	↔	12%	63	↔	13%	296	↔	59%

Street Name	Direction	Percentiles					
		15th	50th	Average	85th	95th	ADT
S Sparks St	North Bound	22	29	29	35	39	632
S Sparks St	South Bound	22	28	28	34	38	502

Prepared by National Data & Surveying Services

SPEED

S Sparks St Bet. W Olive Ave & W Oak St

Day: Tuesday
Date: 1/18/2022

City: Burbank
Project #: CA22_020022_018

Summary

Time	< 15	15 - 19	20 - 24	25 - 29	30 - 34	35 - 39	40 - 44	45 - 49	50 - 54	55 - 59	60 - 64	65 - 69	70 +	Total
00:00 AM	0	0	0	0	0	0	0	0	0	0	0	0	0	0
00:15	0	0	0	0	1	0	0	0	0	0	0	0	0	1
00:30	0	0	0	0	0	0	0	0	0	0	0	0	0	0
00:45	0	0	0	0	0	0	0	0	0	0	0	0	0	0
01:00	0	0	0	0	1	0	0	0	0	0	0	0	0	1
01:15	0	0	0	0	0	0	0	0	0	0	0	0	0	0
01:30	0	0	0	0	0	0	0	0	0	0	0	0	0	0
01:45	0	0	0	0	0	0	0	0	0	0	0	0	0	0
02:00	0	0	0	0	0	0	0	0	0	0	0	0	0	0
02:15	0	0	0	0	0	0	0	0	0	0	0	0	0	0
02:30	0	0	0	0	1	0	0	0	0	0	0	0	0	1
02:45	0	0	0	1	0	0	0	0	0	0	0	0	0	1
03:00	0	0	0	0	0	0	0	0	0	0	0	0	0	0
03:15	0	0	0	0	0	0	0	0	0	0	0	0	0	0
03:30	0	0	0	0	0	0	0	0	0	0	0	0	0	0
03:45	0	0	0	0	0	0	0	0	0	0	0	0	0	0
04:00	0	0	0	0	0	0	0	0	0	0	0	0	0	0
04:15	0	0	0	0	1	0	0	0	0	0	0	0	0	1
04:30	0	0	0	1	0	0	0	0	0	0	0	0	0	1
04:45	0	0	0	0	0	0	0	0	0	0	0	0	0	0
05:00	0	0	1	0	0	0	0	0	0	0	0	0	0	1
05:15	1	1	0	0	1	0	0	0	0	0	0	0	0	3
05:30	0	0	0	1	2	0	0	0	0	0	0	0	0	3
05:45	0	0	1	0	3	2	0	0	0	0	0	0	0	6
06:00	0	0	3	2	4	0	0	0	0	0	0	0	0	9
06:15	0	1	0	2	1	0	0	0	0	0	0	0	0	4
06:30	0	0	1	1	0	1	1	0	0	0	0	0	0	4
06:45	0	0	4	5	3	1	0	0	0	0	0	0	0	13
07:00	0	2	1	1	5	3	0	0	0	0	0	0	0	12
07:15	0	0	1	2	4	2	0	0	0	0	0	0	0	9
07:30	0	0	4	18	14	3	1	0	0	0	0	0	0	40
07:45	4	0	12	22	16	5	1	0	0	0	0	0	0	60
08:00	0	2	5	6	5	1	0	0	0	0	0	0	0	19
08:15	0	0	2	7	6	3	0	0	0	0	0	0	0	18
08:30	0	0	6	6	4	3	0	0	0	0	0	0	0	19
08:45	1	0	2	2	4	2	0	0	0	0	0	0	0	11
09:00	0	1	2	9	3	1	0	0	0	0	0	0	0	16
09:15	1	2	2	6	3	3	0	0	0	0	0	0	0	17
09:30	0	0	5	6	4	3	0	0	0	0	0	0	0	18
09:45	2	1	6	7	5	1	0	0	0	0	0	0	0	22
10:00	0	2	3	3	5	3	1	0	0	0	0	0	0	17
10:15	0	0	2	6	7	5	0	0	0	0	0	0	0	20
10:30	0	1	2	4	5	2	0	0	0	0	0	0	0	14
10:45	0	0	3	7	4	1	0	0	0	0	0	0	0	15
11:00	1	3	1	4	1	1	0	0	0	0	0	0	0	11
11:15	0	0	2	4	3	1	1	0	0	0	0	0	0	11
11:30	0	0	4	3	5	1	1	0	0	0	0	0	0	14
11:45	0	1	5	5	6	6	0	0	0	0	0	0	0	23
12:00 PM	0	0	2	6	4	3	1	0	0	0	0	0	0	16
12:15	0	1	3	9	3	2	0	0	0	0	0	0	0	18
12:30	0	2	0	11	6	1	0	1	0	0	0	0	0	21
12:45	0	1	2	5	6	2	1	0	0	0	0	0	0	17
13:00	0	1	3	7	9	2	0	0	0	0	0	0	0	22
13:15	1	0	2	7	5	1	0	0	0	0	0	0	0	16
13:30	0	0	1	9	5	3	0	0	0	0	0	0	0	18
13:45	0	2	4	12	6	2	0	0	0	0	0	0	0	26
14:00	0	2	8	9	8	2	1	0	0	0	0	0	0	30
14:15	0	5	21	18	19	1	2	0	0	0	0	0	0	66
14:30	0	1	3	16	6	2	0	0	0	0	0	0	0	28
14:45	0	0	0	10	10	4	0	0	0	0	0	0	0	24
15:00	1	4	3	8	8	3	1	0	0	0	0	0	0	28
15:15	2	2	3	6	8	2	0	0	0	0	0	0	0	23
15:30	1	1	3	8	2	3	0	0	0	0	0	0	0	18
15:45	0	0	2	5	9	5	0	0	0	0	0	0	0	21
16:00	1	1	7	8	5	3	0	0	0	0	0	0	0	25
16:15	0	1	8	6	4	1	0	0	0	0	0	0	0	20
16:30	0	0	5	4	6	2	0	0	0	0	0	0	0	17
16:45	0	2	3	3	4	1	1	0	0	0	0	0	0	14
17:00	2	0	0	3	6	2	0	0	0	0	0	0	0	13
17:15	1	0	2	8	5	0	0	0	0	0	0	0	0	16
17:30	0	1	5	10	2	0	1	0	0	0	0	0	0	19
17:45	1	3	3	7	4	2	0	0	0	0	0	0	0	20
18:00	0	0	2	9	6	0	1	0	0	0	0	0	0	18
18:15	0	1	4	9	4	0	0	0	0	0	0	0	0	18
18:30	1	1	3	7	3	1	0	0	0	0	0	0	0	16
18:45	1	1	3	11	5	1	0	0	0	0	0	0	0	22
19:00	1	1	1	5	1	0	0	0	0	0	0	0	0	9
19:15	1	2	0	1	2	1	0	0	0	0	0	0	0	7
19:30	0	1	4	4	3	0	0	0	0	0	0	0	0	12
19:45	0	0	0	6	1	0	0	0	0	0	0	0	0	7
20:00	0	0	2	3	2	0	0	0	0	0	0	0	0	7
20:15	0	1	5	4	1	1	0	0	0	0	0	0	0	12
20:30	0	0	4	1	0	1	0	0	0	0	0	0	0	6
20:45	1	1	1	0	3	0	0	0	0	0	0	0	0	6
21:00	0	0	0	0	0	0	0	0	0	0	0	0	0	0
21:15	0	1	1	2	0	0	0	0	0	0	0	0	0	4
21:30	0	0	0	1	2	1	0	0	0	0	0	0	0	4
21:45	0	1	0	1	0	1	0	0	0	0	0	0	0	3
22:00	0	0	0	0	1	0	0	0	0	0	0	0	0	1
22:15	0	0	0	2	0	0	0	0	0	0	0	0	0	2
22:30	0	0	0	1	1	0	0	0	0	0	0	0	0	2
22:45	0	0	0	0	0	2	0	0	0	0	0	0	0	2
23:00	0	0	1	1	1	0	0	0	0	0	0	0	0	3
23:15	0	0	0	1	0	0	0	0	0	0	0	0	0	1
23:30	0	0	0	0	0	0	0	0	0	0	0	0	0	0
23:45	0	0	0	0	1	0	0	0	0	0	0	0	0	1
Totals	25	58	204	405	314	112	15	1						1134
% of Totals	2%	5%	18%	36%	28%	10%	1%	0%						100%

AM Volumes	10	17	80	141	127	54	6	0	0	0	0	0	0	435
% AM	1%	1%	7%	12%	11%	5%	1%							38%
AM Peak Hour	07:00	09:15	07:45	07:30	07:30	07:00	11:15	11:45						07:30
Volume	4	5	25	53	41	13	3	1						137
PM Volumes	15	41	124	264	187	58	9	1	0	0	0	0	0	699
% PM	1%	4%	11%	23%	16%	5%	1%	0%						62%
PM Peak Hour	14:45	13:45	13:45	13:45	14:00	15:00	13:30	12:00						13:45
Volume	4	10	36	55	43	13	3	1						150

Directional Peak Periods	AM 7-9			NOON 12-2			PM 4-6			Off Peak Volumes		
All Classes	Volume	⟷	%	Volume	⟷	%	Volume	⟷	%	Volume	⟷	%
	188		17%	154		14%	144		13%	648		57%

Street Name	Direction	Percentiles					
		15th	50th	Average	85th	95th	ADT
S Sparks St	Summary	22	28	28	34	38	1134

Prepared by National Data & Surveying Services

SPEED

S Sparks St Bet. W Olive Ave & W Oak St

Day: Tuesday
Date: 1/18/2022

City: Burbank
Project #: CA22_020022_018n

North Bound

Time	< 15	15 - 19	20 - 24	25 - 29	30 - 34	35 - 39	40 - 44	45 - 49	50 - 54	55 - 59	60 - 64	65 - 69	70 +	Total
00:00 AM	0	0	0	0	0	0	0	0	0	0	0	0	0	0
01:00	0	0	0	0	1	0	0	0	0	0	0	0	0	1
02:00	0	0	0	0	0	0	0	0	0	0	0	0	0	0
03:00	0	0	0	0	0	0	0	0	0	0	0	0	0	0
04:00	0	0	0	1	1	0	0	0	0	0	0	0	0	2
05:00	1	0	2	0	5	0	0	0	0	0	0	0	0	8
06:00	0	0	3	7	4	1	1	0	0	0	0	0	0	16
07:00	1	1	9	24	27	9	2	0	0	0	0	0	0	73
08:00	1	0	5	9	12	6	0	0	0	0	0	0	0	33
09:00	3	3	9	11	10	3	0	0	0	0	0	0	0	39
10:00	0	0	5	9	15	6	0	0	0	0	0	0	0	35
11:00	1	3	6	7	12	8	1	0	0	0	0	0	0	38
12:00 PM	0	3	6	16	12	5	2	0	0	0	0	0	0	44
13:00	1	2	7	17	16	6	0	0	0	0	0	0	0	49
14:00	0	2	18	35	29	7	3	0	0	0	0	0	0	94
15:00	3	3	4	13	15	6	1	0	0	0	0	0	0	45
16:00	0	3	11	11	12	5	1	0	0	0	0	0	0	43
17:00	3	1	7	13	10	3	1	0	0	0	0	0	0	38
18:00	1	2	8	14	6	0	0	0	0	0	0	0	0	31
19:00	0	2	3	10	2	0	0	0	0	0	0	0	0	17
20:00	0	1	5	4	3	1	0	0	0	0	0	0	0	14
21:00	0	0	0	3	1	2	0	0	0	0	0	0	0	6
22:00	0	0	0	2	0	1	0	0	0	0	0	0	0	3
23:00	0	0	1	1	1	0	0	0	0	0	0	0	0	3
Totals	15	26	109	207	194	69	12							632
% of Totals	2%	4%	17%	33%	31%	11%	2%							100%

AM Volumes	7	7	39	68	87	33	4	0	0	0	0	0	0	245
% AM	1%	1%	6%	11%	14%	5%	1%							39%
AM Peak Hour	09:00	09:00	07:00	07:00	07:00	07:00	07:00							07:00
Volume	3	3	9	24	27	9	2							73
PM Volumes	8	19	70	139	107	36	8	0	0	0	0	0	0	387
% PM	1%	3%	11%	22%	17%	6%	1%							61%
PM Peak Hour	15:00	12:00	14:00	14:00	14:00	14:00	14:00							14:00
Volume	3	3	18	35	29	7	3							94

Directional Peak Periods	AM 7-9			NOON 12-2			PM 4-6			Off Peak Volumes		
All Speeds	Volume		%	Volume		%	Volume		%	Volume		%
	106	↔	17%	93	↔	15%	81	↔	13%	352	↔	56%

Street Name	Direction	Percentiles					
		15th	50th	Average	85th	95th	ADT
S Sparks St	North Bound	22	29	29	35	39	632
S Sparks St	South Bound	22	28	28	34	38	502

Prepared by National Data & Surveying Services

SPEED

S Sparks St Bet. W Olive Ave & W Oak St

Day: Tuesday
Date: 1/18/2022

City: Burbank
Project #: CA22_020022_018s

South Bound

Time	< 15	15 - 19	20 - 24	25 - 29	30 - 34	35 - 39	40 - 44	45 - 49	50 - 54	55 - 59	60 - 64	65 - 69	70 +	Total
00:00 AM	0	0	0	0	1	0	0	0	0	0	0	0	0	1
01:00	0	0	0	0	0	0	0	0	0	0	0	0	0	0
02:00	0	0	0	1	1	0	0	0	0	0	0	0	0	2
03:00	0	0	0	0	0	0	0	0	0	0	0	0	0	0
04:00	0	0	0	0	0	0	0	0	0	0	0	0	0	0
05:00	0	1	0	1	1	2	0	0	0	0	0	0	0	5
06:00	0	1	5	3	4	1	0	0	0	0	0	0	0	14
07:00	3	1	9	19	12	4	0	0	0	0	0	0	0	48
08:00	0	2	10	12	7	3	0	0	0	0	0	0	0	34
09:00	0	1	6	17	5	5	0	0	0	0	0	0	0	34
10:00	0	3	5	11	6	5	1	0	0	0	0	0	0	31
11:00	0	1	6	9	3	1	1	0	0	0	0	0	0	21
12:00 PM	0	1	1	15	7	3	0	1	0	0	0	0	0	28
13:00	0	1	3	18	9	2	0	0	0	0	0	0	0	33
14:00	0	6	14	18	14	2	0	0	0	0	0	0	0	54
15:00	1	4	7	14	12	7	0	0	0	0	0	0	0	45
16:00	1	1	12	10	7	2	0	0	0	0	0	0	0	33
17:00	1	3	3	15	7	1	0	0	0	0	0	0	0	30
18:00	1	1	4	22	12	2	1	0	0	0	0	0	0	43
19:00	2	2	2	6	5	1	0	0	0	0	0	0	0	18
20:00	1	1	7	4	3	1	0	0	0	0	0	0	0	17
21:00	0	2	1	1	1	0	0	0	0	0	0	0	0	5
22:00	0	0	0	1	2	1	0	0	0	0	0	0	0	4
23:00	0	0	0	1	1	0	0	0	0	0	0	0	0	2
Totals	10	32	95	198	120	43	3	1						502
% of Totals	2%	6%	19%	39%	24%	9%	1%	0%						100%

AM Volumes	3	10	41	73	40	21	2	0	0	0	0	0	0	190
% AM	1%	2%	8%	15%	8%	4%	0%							38%
AM Peak Hour	07:00	10:00	08:00	07:00	07:00	09:00	10:00							07:00
Volume	3	3	10	19	12	5	1							48
PM Volumes	7	22	54	125	80	22	1	1	0	0	0	0	0	312
% PM	1%	4%	11%	25%	16%	4%	0%	0%						62%
PM Peak Hour	19:00	14:00	14:00	18:00	14:00	15:00	18:00	12:00						14:00
Volume	2	6	14	22	14	7	1	1						54

Directional Peak Periods	AM 7-9			NOON 12-2			PM 4-6			Off Peak Volumes		
All Speeds	Volume		%	Volume		%	Volume		%	Volume		%
	82	↔	16%	61	↔	12%	63	↔	13%	296	↔	59%

Street Name	Direction	Percentiles					
		15th	50th	Average	85th	95th	ADT
S Sparks St	North Bound	22	29	29	35	39	632
S Sparks St	South Bound	22	28	28	34	38	502

Prepared by National Data & Surveying Services

SPEED

S Sparks St Bet. W Olive Ave & W Oak St

Day: Tuesday
Date: 1/18/2022

City: Burbank
Project #: CA22_020022_018

Summary

Time	< 15	15 - 19	20 - 24	25 - 29	30 - 34	35 - 39	40 - 44	45 - 49	50 - 54	55 - 59	60 - 64	65 - 69	70 +	Total
00:00 AM	0	0	0	0	1	0	0	0	0	0	0	0	0	1
01:00	0	0	0	0	1	0	0	0	0	0	0	0	0	1
02:00	0	0	0	1	1	0	0	0	0	0	0	0	0	2
03:00	0	0	0	0	0	0	0	0	0	0	0	0	0	0
04:00	0	0	0	1	1	0	0	0	0	0	0	0	0	2
05:00	1	1	2	1	6	2	0	0	0	0	0	0	0	13
06:00	0	1	8	10	8	2	1	0	0	0	0	0	0	30
07:00	4	2	18	43	39	13	2	0	0	0	0	0	0	121
08:00	1	2	15	21	19	9	0	0	0	0	0	0	0	67
09:00	3	4	15	28	15	8	0	0	0	0	0	0	0	73
10:00	0	3	10	20	21	11	1	0	0	0	0	0	0	66
11:00	1	4	12	16	15	9	2	0	0	0	0	0	0	59
12:00 PM	0	4	7	31	19	8	2	1	0	0	0	0	0	72
13:00	1	3	10	35	25	8	0	0	0	0	0	0	0	82
14:00	0	8	32	53	43	9	3	0	0	0	0	0	0	148
15:00	4	7	11	27	27	13	1	0	0	0	0	0	0	90
16:00	1	4	23	21	19	7	1	0	0	0	0	0	0	76
17:00	4	4	10	28	17	4	1	0	0	0	0	0	0	68
18:00	2	3	12	36	18	2	1	0	0	0	0	0	0	74
19:00	2	4	5	16	7	1	0	0	0	0	0	0	0	35
20:00	1	2	12	8	6	2	0	0	0	0	0	0	0	31
21:00	0	2	1	4	2	2	0	0	0	0	0	0	0	11
22:00	0	0	0	3	2	2	0	0	0	0	0	0	0	7
23:00	0	0	1	2	2	0	0	0	0	0	0	0	0	5
Totals	25	58	204	405	314	112	15	1						1134
% of Totals	2%	5%	18%	36%	28%	10%	1%	0%						100%

AM Volumes	10	17	80	141	127	54	6	0	0	0	0	0	0	435
% AM	1%	1%	7%	12%	11%	5%	1%							38%
AM Peak Hour	07:00	09:00	07:00	07:00	07:00	07:00	07:00							07:00
Volume	4	4	18	43	39	13	2							121
PM Volumes	15	41	124	264	187	58	9	1	0	0	0	0	0	699
% PM	1%	4%	11%	23%	16%	5%	1%	0%						62%
PM Peak Hour	15:00	14:00	14:00	14:00	14:00	15:00	14:00	12:00						14:00
Volume	4	8	32	53	43	13	3	1						148

Directional Peak Periods	AM 7-9			NOON 12-2			PM 4-6			Off Peak Volumes		
All Speeds	Volume		%	Volume		%	Volume		%	Volume		%
	188	↔	17%	154	↔	14%	144	↔	13%	648	↔	57%

Street Name	Direction	Percentiles					
		15th	50th	Average	85th	95th	ADT
S Sparks St	Summary	22	28	28	34	38	1134

Prepared by NDS/ATD

Prepared by National Data & Surveying Services

VOLUME

S Sparks St Bet. W Olive Ave & W Oak St

Day: Tuesday
Date: 1/18/2022

City: Burbank
Project #: CA22_020022_018

DAILY TOTALS	NB	SB	EB	WB	Total
	632	502	0	0	1,134

AM Period	NB		SB		EB	WB	TOTAL		PM Period	NB		SB		EB	WB	TOTAL	
00:00	0		0		0	0			12:00	14		2		0	0	16	
00:15	0		1		0	0	1		12:15	12		6		0	0	18	
00:30	0		0		0	0			12:30	11		10		0	0	21	
00:45	0		0	1	0	0		1	12:45	7	44	10	28	0	0	17	72
01:00	1		0		0	0	1		13:00	16		6		0	0	22	
01:15	0		0		0	0			13:15	10		6		0	0	16	
01:30	0		0		0	0			13:30	10		8		0	0	18	
01:45	0	1	0		0	0		1	13:45	13	49	13	33	0	0	26	82
02:00	0		0		0	0			14:00	16		14		0	0	30	
02:15	0		0		0	0			14:15	40		26		0	0	66	
02:30	0		1		0	0	1		14:30	19		9		0	0	28	
02:45	0		1	2	0	0	1	2	14:45	19	94	5	54	0	0	24	148
03:00	0		0		0	0			15:00	16		12		0	0	28	
03:15	0		0		0	0			15:15	8		15		0	0	23	
03:30	0		0		0	0			15:30	9		9		0	0	18	
03:45	0		0		0	0			15:45	12	45	9	45	0	0	21	90
04:00	0		0		0	0			16:00	15		10		0	0	25	
04:15	1		0		0	0	1		16:15	7		13		0	0	20	
04:30	1		0		0	0	1		16:30	13		4		0	0	17	
04:45	0	2	0		0	0		2	16:45	8	43	6	33	0	0	14	76
05:00	1		0		0	0	1		17:00	8		5		0	0	13	
05:15	2		1		0	0	3		17:15	9		7		0	0	16	
05:30	1		2		0	0	3		17:30	9		10		0	0	19	
05:45	4	8	2	5	0	0	6	13	17:45	12	38	8	30	0	0	20	68
06:00	6		3		0	0	9		18:00	8		10		0	0	18	
06:15	2		2		0	0	4		18:15	7		11		0	0	18	
06:30	2		2		0	0	4		18:30	7		9		0	0	16	
06:45	6	16	7	14	0	0	13	30	18:45	9	31	13	43	0	0	22	74
07:00	8		4		0	0	12		19:00	3		6		0	0	9	
07:15	4		5		0	0	9		19:15	2		5		0	0	7	
07:30	25		15		0	0	40		19:30	7		5		0	0	12	
07:45	36	73	24	48	0	0	60	121	19:45	5	17	2	18	0	0	7	35
08:00	9		10		0	0	19		20:00	3		4		0	0	7	
08:15	8		10		0	0	18		20:15	6		6		0	0	12	
08:30	11		8		0	0	19		20:30	2		4		0	0	6	
08:45	5	33	6	34	0	0	11	67	20:45	3	14	3	17	0	0	6	31
09:00	9		7		0	0	16		21:00	0		0		0	0		
09:15	10		7		0	0	17		21:15	2		2		0	0	4	
09:30	9		9		0	0	18		21:30	2		2		0	0	4	
09:45	11	39	11	34	0	0	22	73	21:45	2	6	1	5	0	0	3	11
10:00	10		7		0	0	17		22:00	0		1		0	0	1	
10:15	13		7		0	0	20		22:15	1		1		0	0	2	
10:30	5		9		0	0	14		22:30	1		1		0	0	2	
10:45	7	35	8	31	0	0	15	66	22:45	1	3	1	4	0	0	2	7
11:00	6		5		0	0	11		23:00	3		0		0	0	3	
11:15	5		6		0	0	11		23:15	0		1		0	0	1	
11:30	12		2		0	0	14		23:30	0		0		0	0		
11:45	15	38	8	21	0	0	23	59	23:45	0	3	1	2	0	0	1	5
TOTALS		245		190				435	TOTALS		387		312				699
SPLIT %		56.3%		43.7%				38.4%	SPLIT %		55.4%		44.6%				61.6%

DAILY TOTALS	NB	SB	EB	WB	Total
	632	502	0	0	1,134

AM Peak Hour	07:30	07:30			07:30	PM Peak Hour	14:00	13:45			13:45
AM Pk Volume	78	59			137	PM Pk Volume	94	62			150
Pk Hr Factor	0.542	0.615			0.571	Pk Hr Factor	0.588	0.596			0.568
7 - 9 Volume	106	82	0	0	188	4 - 6 Volume	81	63	0	0	144
7 - 9 Peak Hour	07:30	07:30			07:30	4 - 6 Peak Hour	16:00	16:00			16:00
7 - 9 Pk Volume	78	59	0	0	137	4 - 6 Pk Volume	43	33	0	0	76
Pk Hr Factor	0.542	0.615	0.000	0.000	0.571	Pk Hr Factor	0.717	0.635	0.000	0.000	0.760

Prepared by NDS/ATD

Project #: CA22_020022_018 **City:** Burbank

Location: S Sparks St Bet. W Olive Ave & W Oak St **Date:** 1/18/2022

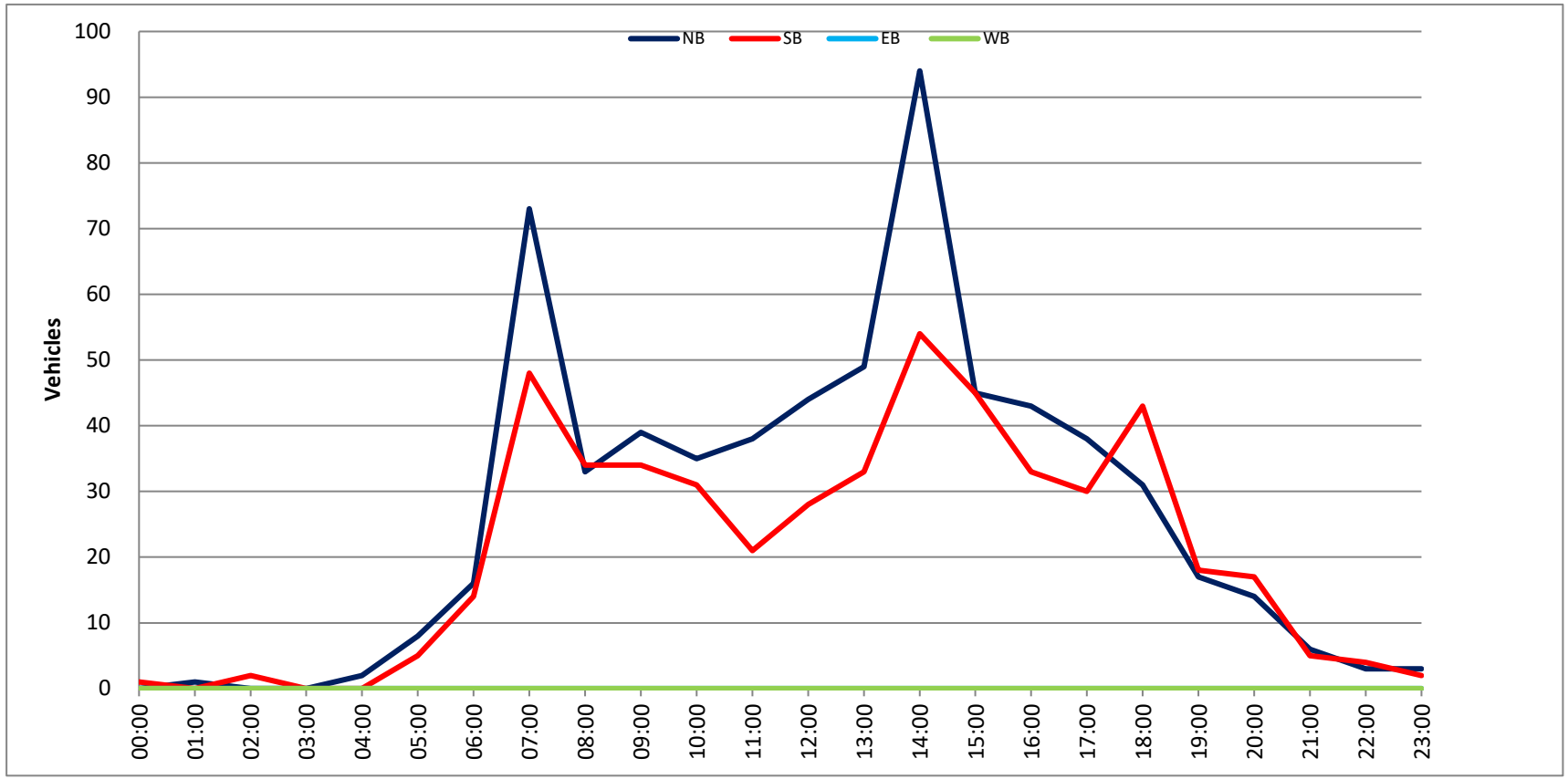

Prepared by National Data & Surveying Services

SPEED

S Sparks St Bet. W Olive Ave & W Oak St

Day: Wednesday
Date: 1/19/2022

City: Burbank
Project #: CA22_020022_018n

North Bound

Time	< 15	15 - 19	20 - 24	25 - 29	30 - 34	35 - 39	40 - 44	45 - 49	50 - 54	55 - 59	60 - 64	65 - 69	70 +	Total
00:00 AM	0	0	0	0	0	0	0	0	0	0	0	0	0	0
00:15	0	0	0	0	0	0	0	0	0	0	0	0	0	0
00:30	0	0	0	0	1	1	0	0	0	0	0	0	0	2
00:45	0	0	0	0	0	0	0	0	0	0	0	0	0	0
01:00	0	0	0	0	0	0	0	0	0	0	0	0	0	0
01:15	0	0	0	0	0	0	0	0	0	0	0	0	0	0
01:30	0	0	0	0	0	0	0	0	0	0	0	0	0	0
01:45	0	0	0	0	0	0	0	0	0	0	0	0	0	0
02:00	0	0	0	0	0	0	0	0	0	0	0	0	0	0
02:15	0	0	0	0	0	0	0	0	0	0	0	0	0	0
02:30	0	1	0	0	0	0	0	0	0	0	0	0	0	1
02:45	0	0	1	0	0	0	0	0	0	0	0	0	0	1
03:00	0	0	0	0	0	0	0	0	0	0	0	0	0	0
03:15	0	0	0	0	0	0	0	0	0	0	0	0	0	0
03:30	0	0	0	0	0	0	0	0	0	0	0	0	0	0
03:45	0	0	0	0	0	0	0	0	0	0	0	0	0	0
04:00	0	0	0	0	0	0	0	0	0	0	0	0	0	0
04:15	0	0	0	0	0	1	0	0	0	0	0	0	0	1
04:30	0	0	0	1	0	0	0	0	0	0	0	0	0	1
04:45	0	0	0	0	0	0	0	0	0	0	0	0	0	0
05:00	0	0	1	0	0	0	0	0	0	0	0	0	0	1
05:15	1	0	0	0	1	0	0	0	0	0	0	0	0	2
05:30	0	0	1	1	0	0	1	0	0	0	0	0	0	3
05:45	0	0	1	1	1	0	0	0	0	0	0	0	0	3
06:00	0	0	0	1	1	0	0	0	0	0	0	0	0	2
06:15	0	0	3	2	1	1	1	0	0	0	0	0	0	8
06:30	0	0	1	2	1	0	0	0	0	0	0	0	0	4
06:45	1	0	1	1	6	0	0	0	0	0	0	0	0	9
07:00	0	0	3	0	4	1	0	0	0	0	0	0	0	8
07:15	0	1	1	3	1	0	0	0	0	0	0	0	0	6
07:30	0	1	3	10	7	3	0	0	0	0	0	0	0	24
07:45	0	0	2	17	11	5	0	0	0	0	0	0	0	35
08:00	0	0	0	3	1	1	0	0	0	0	0	0	0	5
08:15	0	1	2	5	3	2	0	0	0	0	0	0	0	13
08:30	1	0	2	2	7	0	0	0	0	0	0	0	0	12
08:45	0	0	0	3	3	1	0	0	0	0	0	0	0	7
09:00	0	1	1	1	1	0	0	0	0	0	0	0	0	4
09:15	1	0	1	1	0	0	0	0	0	0	0	0	0	3
09:30	0	2	2	1	1	3	0	0	0	0	0	0	0	9
09:45	0	0	1	4	2	1	0	0	0	0	0	0	0	8
10:00	0	1	3	5	1	2	0	0	0	0	0	0	0	12
10:15	0	0	2	4	2	1	0	0	0	0	0	0	0	9
10:30	0	0	1	2	2	1	1	0	0	0	0	0	0	7
10:45	1	0	0	0	3	2	1	0	0	0	0	0	0	7
11:00	0	0	0	8	4	4	0	0	0	0	0	0	0	16
11:15	0	0	2	3	3	1	0	0	0	0	0	0	0	9
11:30	1	1	1	4	2	1	0	0	0	0	0	0	0	10
11:45	1	0	1	0	2	1	1	0	0	0	0	0	0	6
12:00 PM	0	0	2	4	0	3	0	0	0	0	0	0	0	9
12:15	0	0	0	2	2	1	0	0	0	0	0	0	0	5
12:30	0	1	2	5	6	0	2	0	0	0	0	0	0	16
12:45	1	0	1	6	3	1	0	0	0	0	0	0	0	12
13:00	1	0	2	3	4	2	0	0	0	0	0	0	0	12
13:15	1	0	0	4	2	0	0	0	0	0	0	0	0	7
13:30	0	0	2	1	1	0	0	0	0	0	0	0	0	4
13:45	1	0	2	3	3	3	0	0	0	0	0	0	0	12
14:00	2	0	2	3	1	0	1	0	0	0	0	0	0	9
14:15	0	2	1	5	5	0	0	0	0	0	0	0	0	13
14:30	0	0	6	4	6	2	1	0	0	0	0	0	0	19
14:45	0	0	0	5	5	3	1	0	0	0	0	0	0	14
15:00	0	2	1	11	3	3	0	0	0	0	0	0	0	20
15:15	1	2	2	7	3	2	0	0	0	0	0	0	0	17
15:30	0	1	5	3	4	2	0	0	0	0	0	0	0	15
15:45	1	0	4	6	7	1	0	0	0	0	0	0	0	19
16:00	0	1	1	2	1	0	0	0	0	0	0	0	0	5
16:15	0	1	2	10	4	2	0	0	0	0	0	0	0	19
16:30	0	0	0	5	4	1	0	0	0	0	0	0	0	10
16:45	1	0	4	2	3	1	0	0	0	0	0	0	0	11
17:00	0	0	1	3	4	1	0	0	0	0	0	0	0	9
17:15	0	1	1	8	2	2	0	0	0	0	0	0	0	14
17:30	1	1	7	4	0	1	0	0	0	0	0	0	0	14
17:45	0	1	3	6	3	4	0	0	0	0	0	0	0	17
18:00	0	0	2	2	3	0	0	0	0	0	0	0	0	7
18:15	0	1	2	4	2	0	0	0	0	0	0	0	0	9
18:30	1	0	3	2	0	0	0	0	0	0	0	0	0	6
18:45	0	1	1	3	1	0	0	0	0	0	0	0	0	6
19:00	0	0	2	3	4	2	0	0	0	0	0	0	0	11
19:15	0	0	0	1	3	1	0	0	0	0	0	0	0	5
19:30	0	1	3	2	1	0	0	0	0	0	0	0	0	7
19:45	0	0	0	3	1	0	0	0	0	0	0	0	0	4
20:00	1	1	0	1	3	0	0	0	0	0	0	0	0	6
20:15	0	0	0	1	1	0	0	0	0	0	0	0	0	2
20:30	0	0	1	1	0	0	0	0	0	0	0	0	0	2
20:45	0	0	2	0	2	0	0	0	0	0	0	0	0	4
21:00	0	0	0	0	1	1	0	0	0	0	0	0	0	2
21:15	0	0	1	1	0	0	0	0	0	0	0	0	0	2
21:30	0	0	0	0	2	0	0	0	0	0	0	0	0	2
21:45	0	0	0	2	0	1	0	0	0	0	0	0	0	3
22:00	0	0	0	0	0	0	0	0	0	0	0	0	0	0
22:15	0	0	0	1	0	0	0	0	0	0	0	0	0	1
22:30	0	0	0	0	2	0	0	0	0	0	0	0	0	2
22:45	0	1	0	0	0	0	0	0	0	0	0	0	0	1
23:00	0	0	0	1	0	0	0	0	0	0	0	0	0	1
23:15	0	0	0	0	1	0	0	0	0	0	0	0	0	1
23:30	0	0	0	0	1	0	0	0	0	0	0	0	0	1
23:45	0	0	0	0	0	0	0	0	0	0	0	0	0	0
Totals	19	27	105	225	176	73	10							635
% of Totals	3%	4%	17%	35%	28%	11%	2%							100%

AM Volumes	7	9	37	85	72	33	5	0	0	0	0	0	0	248
% AM	1%	1%	6%	13%	11%	5%	1%							39%
AM Peak Hour	08:30	08:45	07:00	07:30	07:00	07:30	11:45							07:30
Volume	2	3	9	35	23	11	3							77
PM Volumes	12	18	68	140	104	40	5	0	0	0	0	0	0	387
% PM	2%	3%	11%	22%	16%	6%	1%							61%
PM Peak Hour	13:15	14:45	17:30	14:30	14:15	14:30	14:00							15:00
Volume	4	5	14	27	19	10	3							71

Directional Peak Periods	AM 7-9			NOON 12-2			PM 4-6			Off Peak Volumes		
All Classes	Volume	↔	%	Volume	↔	%	Volume	↔	%	Volume	↔	%
	110		17%	77		12%	99		16%	349		55%

Street Name	Direction	Percentiles					
		15th	50th	Average	85th	95th	ADT
S Sparks St	North Bound	22	29	28	35	39	635
S Sparks St	South Bound	21	27	27	33	36	536

Prepared by National Data & Surveying Services

SPEED

S Sparks St Bet. W Olive Ave & W Oak St

Day: Wednesday
Date: 1/19/2022

City: Burbank
Project #: CA22_020022_018s

South Bound

Time	< 15	15 - 19	20 - 24	25 - 29	30 - 34	35 - 39	40 - 44	45 - 49	50 - 54	55 - 59	60 - 64	65 - 69	70 +	Total
00:00 AM	0	0	1	0	1	0	0	0	0	0	0	0	0	2
00:15	0	0	0	0	0	0	0	0	0	0	0	0	0	0
00:30	0	0	0	0	0	0	0	0	0	0	0	0	0	0
00:45	0	0	0	0	1	0	0	0	0	0	0	0	0	1
01:00	0	0	0	0	0	0	0	0	0	0	0	0	0	0
01:15	0	0	0	0	0	0	0	0	0	0	0	0	0	0
01:30	0	0	0	0	0	0	0	0	0	0	0	0	0	0
01:45	0	0	0	1	0	0	0	0	0	0	0	0	0	1
02:00	0	0	0	0	0	0	0	0	0	0	0	0	0	0
02:15	0	0	0	0	1	1	0	0	0	0	0	0	0	2
02:30	0	0	0	0	0	0	0	0	0	0	0	0	0	0
02:45	0	0	0	0	1	0	0	0	0	0	0	0	0	1
03:00	0	0	0	0	0	0	0	0	0	0	0	0	0	0
03:15	0	0	0	0	0	0	0	0	0	0	0	0	0	0
03:30	0	0	0	0	0	0	0	0	0	0	0	0	0	0
03:45	0	0	0	0	0	0	0	0	0	0	0	0	0	0
04:00	0	0	0	0	0	0	0	0	0	0	0	0	0	0
04:15	0	0	0	0	0	0	0	0	0	0	0	0	0	0
04:30	0	0	0	0	0	0	0	0	0	0	0	0	0	0
04:45	0	0	0	1	1	0	0	0	0	0	0	0	0	2
05:00	0	0	0	0	0	0	1	0	0	0	0	0	0	1
05:15	0	0	1	0	0	0	0	0	0	0	0	0	0	1
05:30	0	0	0	0	0	0	0	0	0	0	0	0	0	0
05:45	0	0	0	1	0	1	0	0	0	0	0	0	0	2
06:00	0	0	0	0	0	1	0	0	0	0	0	0	0	1
06:15	0	0	0	0	1	1	0	0	0	0	0	0	0	2
06:30	0	0	0	2	1	0	0	0	0	0	0	0	0	3
06:45	0	1	0	0	2	0	0	0	0	0	0	0	0	3
07:00	0	0	2	7	2	2	0	1	0	0	0	0	0	14
07:15	0	0	2	4	2	0	0	0	0	0	0	0	0	8
07:30	0	1	5	4	3	0	0	0	0	0	0	0	0	13
07:45	0	0	0	9	9	3	0	0	0	0	0	0	0	21
08:00	0	0	3	3	2	0	0	0	0	0	0	0	0	8
08:15	0	1	1	3	4	0	0	0	0	0	0	0	0	9
08:30	0	0	2	4	4	0	0	0	0	0	0	0	0	10
08:45	0	0	3	0	4	0	0	0	0	0	0	0	0	7
09:00	0	1	1	2	3	1	0	0	0	0	0	0	0	8
09:15	0	1	1	1	2	0	0	0	0	0	0	0	0	5
09:30	0	0	0	4	1	1	0	0	0	0	0	0	0	6
09:45	0	0	4	2	3	0	0	0	0	0	0	0	0	9
10:00	0	0	3	2	0	0	0	0	0	0	0	0	0	5
10:15	0	0	2	2	1	1	0	0	0	0	0	0	0	6
10:30	0	1	2	2	1	1	0	0	0	0	0	0	0	7
10:45	0	0	1	4	2	0	0	0	0	0	0	0	0	7
11:00	1	0	1	2	2	0	0	0	0	0	0	0	0	6
11:15	0	1	1	2	3	1	0	0	0	0	0	0	0	8
11:30	0	0	4	2	2	0	0	0	0	0	0	0	0	8
11:45	0	0	3	5	2	0	0	0	0	0	0	0	0	10
12:00 PM	0	0	0	5	4	1	0	0	0	0	0	0	0	10
12:15	1	1	4	3	1	0	0	0	0	0	0	0	0	10
12:30	0	0	4	4	2	1	0	0	0	0	0	0	0	11
12:45	0	2	4	3	2	0	0	0	0	0	0	0	0	11
13:00	0	0	0	4	3	1	0	0	0	0	0	0	0	8
13:15	1	0	0	3	0	0	0	0	0	0	0	0	0	4
13:30	0	3	3	2	2	0	0	0	0	0	0	0	0	10
13:45	0	0	0	2	4	2	1	0	0	0	0	0	0	9
14:00	0	1	4	4	1	0	0	0	0	0	0	0	0	10
14:15	0	2	3	1	2	0	0	0	0	0	0	0	0	8
14:30	1	1	2	0	4	0	0	0	0	0	0	0	0	8
14:45	0	0	1	9	5	0	0	0	0	0	0	0	0	15
15:00	1	2	9	9	1	1	0	0	0	0	0	0	0	23
15:15	0	2	2	3	3	0	1	0	0	0	0	0	0	11
15:30	0	0	2	5	1	0	0	0	0	0	0	0	0	8
15:45	0	2	5	2	2	1	0	0	0	0	0	0	0	12
16:00	1	3	4	5	2	0	0	0	0	0	0	0	0	15
16:15	0	2	3	2	0	0	0	0	0	0	0	0	0	7
16:30	0	0	1	1	1	1	0	0	0	0	0	0	0	4
16:45	0	0	1	4	1	0	0	0	0	0	0	0	0	6
17:00	0	1	1	7	5	0	0	0	0	0	0	0	0	14
17:15	0	0	1	2	2	1	0	0	0	0	0	0	0	6
17:30	0	0	4	0	6	1	0	0	0	0	0	0	0	11
17:45	0	0	8	2	3	0	0	0	0	0	0	0	0	13
18:00	0	1	1	2	1	0	0	0	0	0	0	0	0	5
18:15	0	0	0	2	1	0	0	0	0	0	0	0	0	3
18:30	0	0	3	3	1	0	0	0	0	0	0	0	0	7
18:45	0	3	1	3	1	1	0	0	0	0	0	0	0	9
19:00	0	1	0	3	0	0	0	0	0	0	0	0	0	4
19:15	0	0	0	4	1	0	0	0	0	0	0	0	0	5
19:30	0	1	4	5	0	0	0	0	0	0	0	0	0	10
19:45	0	2	3	0	1	0	0	0	0	0	0	0	0	6
20:00	0	0	0	3	1	0	0	0	0	0	0	0	0	4
20:15	0	0	1	2	1	0	0	0	0	0	0	0	0	4
20:30	0	1	1	0	1	0	0	0	0	0	0	0	0	3
20:45	0	0	2	3	1	0	0	0	0	0	0	0	0	6
21:00	0	0	0	2	1	0	0	0	0	0	0	0	0	3
21:15	0	0	1	2	2	1	0	0	0	0	0	0	0	6
21:30	0	1	0	2	1	0	0	0	0	0	0	0	0	4
21:45	0	0	0	5	0	1	0	0	0	0	0	0	0	6
22:00	0	0	0	0	0	0	0	0	0	0	0	0	0	0
22:15	0	0	0	2	1	0	0	0	0	0	0	0	0	3
22:30	1	0	0	0	0	0	0	0	0	0	0	0	0	1
22:45	0	0	0	1	1	0	0	0	0	0	0	0	0	2
23:00	0	0	0	1	0	0	0	0	0	0	0	0	0	1
23:15	0	0	2	0	1	0	0	0	0	0	0	0	0	3
23:30	0	0	0	0	0	0	0	0	0	0	0	0	0	0
23:45	0	0	0	0	0	0	0	0	0	0	0	0	0	0
Totals	7	39	123	196	135	27	3	1						530
% of Totals	1%	7%	24%	37%	25%	5%	1%	0%						100%

AM Volumes	1	7	43	69	61	14	1	1	0	0	0	0	0	197
% AM	0%	1%	8%	13%	11%	3%	0%	0%						37%
AM Peak Hour	10:15	06:45	09:45	07:00	07:45	07:00	04:15	06:15						07:00
Volume	1	2	11	24	19	5	1	1						56
PM Volumes	6	32	85	127	74	13	2	0	0	0	0	0	0	339
% PM	1%	6%	16%	24%	14%	2%	0%							63%
PM Peak Hour	14:15	15:15	15:00	14:45	17:00	13:00	13:00							14:30
Volume	2	7	18	26	16	3	1							57

Directional Peak Periods	AM 7-9			NOON 12-2			PM 4-6			Off Peak Volumes		
All Classes	Volume	⟷	%	Volume	⟷	%	Volume	⟷	%	Volume	⟷	%
	90		17%	73		14%	76		14%	297		55%

Street Name	Direction	Percentiles					
		15th	50th	Average	85th	95th	ADT
S Sparks St	North Bound	22	29	28	35	39	635
S Sparks St	South Bound	21	27	27	33	36	536

Prepared by National Data & Surveying Services

SPEED

S Sparks St Bet. W Olive Ave & W Oak St

Day: Wednesday
Date: 1/19/2022

City: Burbank
Project #: CA22_020022_018

Summary

Time	< 15	15 - 19	20 - 24	25 - 29	30 - 34	35 - 39	40 - 44	45 - 49	50 - 54	55 - 59	60 - 64	65 - 69	70 +	Total
00:00 AM	0	0	1	0	1	0	0	0	0	0	0	0	0	2
00:15	0	0	0	0	0	0	0	0	0	0	0	0	0	0
00:30	0	0	0	0	1	1	0	0	0	0	0	0	0	2
00:45	0	0	0	0	1	0	0	0	0	0	0	0	0	1
01:00	0	0	0	0	0	0	0	0	0	0	0	0	0	0
01:15	0	0	0	0	0	0	0	0	0	0	0	0	0	0
01:30	0	0	0	0	0	0	0	0	0	0	0	0	0	0
01:45	0	0	0	1	0	0	0	0	0	0	0	0	0	1
02:00	0	0	0	0	0	0	0	0	0	0	0	0	0	0
02:15	0	0	0	0	1	1	0	0	0	0	0	0	0	2
02:30	0	1	0	0	0	0	0	0	0	0	0	0	0	1
02:45	0	0	1	0	1	0	0	0	0	0	0	0	0	2
03:00	0	0	0	0	0	0	0	0	0	0	0	0	0	0
03:15	0	0	0	0	0	0	0	0	0	0	0	0	0	0
03:30	0	0	0	0	0	0	0	0	0	0	0	0	0	0
03:45	0	0	0	0	0	0	0	0	0	0	0	0	0	0
04:00	0	0	0	0	0	0	0	0	0	0	0	0	0	0
04:15	0	0	0	0	0	1	0	0	0	0	0	0	0	1
04:30	0	0	0	1	0	0	0	0	0	0	0	0	0	1
04:45	0	0	0	1	1	0	0	0	0	0	0	0	0	2
05:00	0	0	1	0	0	0	1	0	0	0	0	0	0	2
05:15	1	0	1	0	1	0	0	0	0	0	0	0	0	3
05:30	0	0	1	1	0	0	1	0	0	0	0	0	0	3
05:45	0	0	1	2	1	1	0	0	0	0	0	0	0	5
06:00	0	0	0	1	1	1	0	0	0	0	0	0	0	3
06:15	0	0	3	2	2	2	1	0	0	0	0	0	0	10
06:30	0	0	1	4	2	0	0	0	0	0	0	0	0	7
06:45	1	1	1	1	8	0	0	0	0	0	0	0	0	12
07:00	0	0	5	7	6	3	0	1	0	0	0	0	0	22
07:15	0	1	3	7	3	0	0	0	0	0	0	0	0	14
07:30	0	2	8	14	10	3	0	0	0	0	0	0	0	37
07:45	0	0	2	26	20	8	0	0	0	0	0	0	0	56
08:00	0	0	3	6	3	1	0	0	0	0	0	0	0	13
08:15	0	2	3	8	7	2	0	0	0	0	0	0	0	22
08:30	1	0	4	6	11	0	0	0	0	0	0	0	0	22
08:45	0	0	3	3	7	1	0	0	0	0	0	0	0	14
09:00	0	2	2	3	4	1	0	0	0	0	0	0	0	12
09:15	1	1	2	2	2	0	0	0	0	0	0	0	0	8
09:30	0	2	2	5	2	4	0	0	0	0	0	0	0	15
09:45	0	0	5	6	5	1	0	0	0	0	0	0	0	17
10:00	0	1	6	7	1	2	0	0	0	0	0	0	0	17
10:15	0	0	4	6	3	2	0	0	0	0	0	0	0	15
10:30	0	1	3	4	3	2	1	0	0	0	0	0	0	14
10:45	1	0	1	4	5	2	1	0	0	0	0	0	0	14
11:00	1	0	1	10	6	4	0	0	0	0	0	0	0	22
11:15	0	1	3	5	6	2	0	0	0	0	0	0	0	17
11:30	1	1	5	6	4	1	0	0	0	0	0	0	0	18
11:45	1	0	4	5	4	1	1	0	0	0	0	0	0	16
12:00 PM	0	0	2	9	4	4	0	0	0	0	0	0	0	19
12:15	1	1	4	5	3	1	0	0	0	0	0	0	0	15
12:30	0	1	6	9	8	1	2	0	0	0	0	0	0	27
12:45	1	2	5	9	5	1	0	0	0	0	0	0	0	23
13:00	1	0	2	7	7	3	0	0	0	0	0	0	0	20
13:15	2	0	0	7	2	0	0	0	0	0	0	0	0	11
13:30	0	3	5	3	3	0	0	0	0	0	0	0	0	14
13:45	1	0	2	5	7	5	1	0	0	0	0	0	0	21
14:00	2	1	6	7	2	0	1	0	0	0	0	0	0	19
14:15	0	4	4	6	7	0	0	0	0	0	0	0	0	21
14:30	1	1	8	4	10	2	1	0	0	0	0	0	0	27
14:45	0	0	1	14	10	3	1	0	0	0	0	0	0	29
15:00	1	4	10	20	4	4	0	0	0	0	0	0	0	43
15:15	1	4	4	10	6	2	1	0	0	0	0	0	0	28
15:30	0	1	7	8	5	2	0	0	0	0	0	0	0	23
15:45	1	2	9	8	9	2	0	0	0	0	0	0	0	31
16:00	1	4	5	7	3	0	0	0	0	0	0	0	0	20
16:15	0	3	5	12	4	2	0	0	0	0	0	0	0	26
16:30	0	0	1	6	5	2	0	0	0	0	0	0	0	14
16:45	1	0	5	6	4	1	0	0	0	0	0	0	0	17
17:00	0	1	2	10	9	1	0	0	0	0	0	0	0	23
17:15	0	1	2	10	4	3	0	0	0	0	0	0	0	20
17:30	1	1	11	4	6	2	0	0	0	0	0	0	0	25
17:45	0	1	11	8	6	4	0	0	0	0	0	0	0	30
18:00	0	1	3	4	4	0	0	0	0	0	0	0	0	12
18:15	0	1	2	6	3	0	0	0	0	0	0	0	0	12
18:30	1	0	6	5	1	0	0	0	0	0	0	0	0	13
18:45	0	4	2	6	2	1	0	0	0	0	0	0	0	15
19:00	0	1	2	6	4	2	0	0	0	0	0	0	0	15
19:15	0	0	0	5	4	1	0	0	0	0	0	0	0	10
19:30	0	2	7	7	1	0	0	0	0	0	0	0	0	17
19:45	0	2	3	3	2	0	0	0	0	0	0	0	0	10
20:00	1	1	0	4	4	0	0	0	0	0	0	0	0	10
20:15	0	0	1	3	2	0	0	0	0	0	0	0	0	6
20:30	0	1	2	1	1	0	0	0	0	0	0	0	0	5
20:45	0	0	4	3	3	0	0	0	0	0	0	0	0	10
21:00	0	0	0	2	2	1	0	0	0	0	0	0	0	5
21:15	0	0	2	3	2	1	0	0	0	0	0	0	0	8
21:30	0	1	0	2	3	0	0	0	0	0	0	0	0	6
21:45	0	0	0	7	0	2	0	0	0	0	0	0	0	9
22:00	0	0	0	0	0	0	0	0	0	0	0	0	0	0
22:15	0	0	0	3	1	0	0	0	0	0	0	0	0	4
22:30	1	0	0	0	2	0	0	0	0	0	0	0	0	3
22:45	0	1	0	1	1	0	0	0	0	0	0	0	0	3
23:00	0	0	0	2	0	0	0	0	0	0	0	0	0	2
23:15	0	0	2	0	2	0	0	0	0	0	0	0	0	4
23:30	0	0	0	0	1	0	0	0	0	0	0	0	0	1
23:45	0	0	0	0	0	0	0	0	0	0	0	0	0	0
Totals	24	66	233	421	311	100	13	1						1171
% of Totals	2%	6%	20%	36%	27%	9%	1%	0%						100%

AM Volumes	8	16	80	154	133	47	6	1	0	0	0	0	0	445
% AM	1%	1%	7%	13%	11%	4%	1%	0%						38%
AM Peak Hour	10:45	08:45	07:00	07:00	07:45	07:00	11:45	06:15						07:00
Volume	3	5	18	54	41	14	3	1						129
PM Volumes	18	50	153	267	178	53	7	0	0	0	0	0	0	726
% PM	2%	4%	13%	23%	15%	5%	1%							62%
PM Peak Hour	13:15	15:00	15:00	14:45	14:15	14:30	13:45							14:30
Volume	5	11	30	52	31	11	3							127

Directional Peak Periods	AM 7-9			NOON 12-2			PM 4-6			Off Peak Volumes		
All Classes	Volume	⟷	%	Volume	⟷	%	Volume	⟷	%	Volume	⟷	%
	200		17%	150		13%	175		15%	646		55%

Street Name	Direction	Percentiles					
		15th	50th	Average	85th	95th	ADT
S Sparks St	Summary	22	28	28	34	38	1171

Prepared by National Data & Surveying Services

SPEED

S Sparks St Bet. W Olive Ave & W Oak St

Day: Wednesday
Date: 1/19/2022

City: Burbank
Project #: CA22_020022_018n

North Bound

Time	< 15	15 - 19	20 - 24	25 - 29	30 - 34	35 - 39	40 - 44	45 - 49	50 - 54	55 - 59	60 - 64	65 - 69	70 +	Total
00:00 AM	0	0	0	0	1	1	0	0	0	0	0	0	0	2
01:00	0	0	0	0	0	0	0	0	0	0	0	0	0	0
02:00	0	1	1	0	0	0	0	0	0	0	0	0	0	2
03:00	0	0	0	0	0	0	0	0	0	0	0	0	0	0
04:00	0	0	0	1	0	1	0	0	0	0	0	0	0	2
05:00	1	0	3	2	2	0	1	0	0	0	0	0	0	9
06:00	1	0	5	6	9	1	1	0	0	0	0	0	0	23
07:00	0	2	9	30	23	9	0	0	0	0	0	0	0	73
08:00	1	1	4	13	14	4	0	0	0	0	0	0	0	37
09:00	1	3	5	7	4	4	0	0	0	0	0	0	0	24
10:00	1	1	6	11	8	6	2	0	0	0	0	0	0	35
11:00	2	1	4	15	11	7	1	0	0	0	0	0	0	41
12:00 PM	1	1	5	17	11	5	2	0	0	0	0	0	0	42
13:00	3	0	6	11	10	5	0	0	0	0	0	0	0	35
14:00	2	2	9	17	17	5	3	0	0	0	0	0	0	55
15:00	2	5	12	27	17	8	0	0	0	0	0	0	0	71
16:00	1	2	7	19	12	4	0	0	0	0	0	0	0	45
17:00	1	3	12	21	9	8	0	0	0	0	0	0	0	54
18:00	1	2	8	11	6	0	0	0	0	0	0	0	0	28
19:00	0	1	5	9	9	3	0	0	0	0	0	0	0	27
20:00	1	1	3	3	6	0	0	0	0	0	0	0	0	14
21:00	0	0	1	3	3	2	0	0	0	0	0	0	0	9
22:00	0	1	0	1	2	0	0	0	0	0	0	0	0	4
23:00	0	0	0	1	2	0	0	0	0	0	0	0	0	3
Totals	19	27	105	225	176	73	10							635
% of Totals	3%	4%	17%	35%	28%	11%	2%							100%

AM Volumes	7	9	37	85	72	33	5	0	0	0	0	0	0	248
% AM	1%	1%	6%	13%	11%	5%	1%							39%
AM Peak Hour	11:00	09:00	07:00	07:00	07:00	07:00	10:00							07:00
Volume	2	3	9	30	23	9	2							73
PM Volumes	12	18	68	140	104	40	5	0	0	0	0	0	0	387
% PM	2%	3%	11%	22%	16%	6%	1%							61%
PM Peak Hour	13:00	15:00	15:00	15:00	14:00	15:00	14:00							15:00
Volume	3	5	12	27	17	8	3							71

Directional Peak Periods	AM 7-9			NOON 12-2			PM 4-6			Off Peak Volumes		
All Speeds	Volume		%	Volume		%	Volume		%	Volume		%
	110	↔	17%	77	↔	12%	99	↔	16%	349	↔	55%

Street Name	Direction	Percentiles					
		15th	50th	Average	85th	95th	ADT
S Sparks St	North Bound	22	29	28	35	39	635
S Sparks St	South Bound	21	27	27	33	36	536

Prepared by National Data & Surveying Services

SPEED

S Sparks St Bet. W Olive Ave & W Oak St

Day: Wednesday
Date: 1/19/2022

City: Burbank
Project #: CA22_020022_018s

South Bound

Time	< 15	15 - 19	20 - 24	25 - 29	30 - 34	35 - 39	40 - 44	45 - 49	50 - 54	55 - 59	60 - 64	65 - 69	70 +	Total
00:00 AM	0	0	1	0	2	0	0	0	0	0	0	0	0	3
01:00	0	0	0	1	0	0	0	0	0	0	0	0	0	1
02:00	0	0	0	0	2	1	0	0	0	0	0	0	0	3
03:00	0	0	0	0	0	0	0	0	0	0	0	0	0	0
04:00	0	0	0	1	1	0	0	0	0	0	0	0	0	2
05:00	0	0	1	1	0	1	1	0	0	0	0	0	0	4
06:00	0	1	0	2	4	2	0	0	0	0	0	0	0	9
07:00	0	1	9	24	16	5	0	1	0	0	0	0	0	56
08:00	0	1	9	10	14	0	0	0	0	0	0	0	0	34
09:00	0	2	6	9	9	2	0	0	0	0	0	0	0	28
10:00	0	1	8	10	4	2	0	0	0	0	0	0	0	25
11:00	1	1	9	11	9	1	0	0	0	0	0	0	0	32
12:00 PM	1	3	12	15	9	2	0	0	0	0	0	0	0	42
13:00	1	3	3	11	9	3	1	0	0	0	0	0	0	31
14:00	1	4	10	14	12	0	0	0	0	0	0	0	0	41
15:00	1	6	18	19	7	2	1	0	0	0	0	0	0	54
16:00	1	5	9	12	4	1	0	0	0	0	0	0	0	32
17:00	0	1	14	11	16	2	0	0	0	0	0	0	0	44
18:00	0	4	5	10	4	1	0	0	0	0	0	0	0	24
19:00	0	4	7	12	2	0	0	0	0	0	0	0	0	25
20:00	0	1	4	8	4	0	0	0	0	0	0	0	0	17
21:00	0	1	1	11	4	2	0	0	0	0	0	0	0	19
22:00	1	0	0	3	2	0	0	0	0	0	0	0	0	6
23:00	0	0	2	1	1	0	0	0	0	0	0	0	0	4
Totals	7	39	128	196	135	27	3	1						536
% of Totals	1%	7%	24%	37%	25%	5%	1%	0%						100%

AM Volumes	1	7	43	69	61	14	1	1	0	0	0	0	0	197
% AM	0%	1%	8%	13%	11%	3%	0%	0%						37%
AM Peak Hour	11:00	09:00	07:00	07:00	07:00	07:00	05:00	07:00						07:00
Volume	1	2	9	24	16	5	1	1						56
PM Volumes	6	32	85	127	74	13	2	0	0	0	0	0	0	339
% PM	1%	6%	16%	24%	14%	2%	0%							63%
PM Peak Hour	12:00	15:00	15:00	15:00	17:00	13:00	13:00							15:00
Volume	1	6	18	19	16	3	1							54

Directional Peak Periods	AM 7-9			NOON 12-2			PM 4-6			Off Peak Volumes		
All Speeds	Volume		%	Volume		%	Volume		%	Volume		%
	90	↔	17%	73	↔	14%	76	↔	14%	297	↔	55%

Street Name	Direction	Percentiles					
		15th	50th	Average	85th	95th	ADT
S Sparks St	North Bound	22	29	28	35	39	635
S Sparks St	South Bound	21	27	27	33	36	536

Prepared by National Data & Surveying Services

SPEED

S Sparks St Bet. W Olive Ave & W Oak St

Day: Wednesday
Date: 1/19/2022

City: Burbank
Project #: CA22_020022_018

Summary

Time	< 15	15 - 19	20 - 24	25 - 29	30 - 34	35 - 39	40 - 44	45 - 49	50 - 54	55 - 59	60 - 64	65 - 69	70 +	Total
00:00 AM	0	0	1	0	3	1	0	0	0	0	0	0	0	5
01:00	0	0	0	1	0	0	0	0	0	0	0	0	0	1
02:00	0	1	1	0	2	1	0	0	0	0	0	0	0	5
03:00	0	0	0	0	0	0	0	0	0	0	0	0	0	0
04:00	0	0	0	2	1	1	0	0	0	0	0	0	0	4
05:00	1	0	4	3	2	1	2	0	0	0	0	0	0	13
06:00	1	1	5	8	13	3	1	0	0	0	0	0	0	32
07:00	0	3	18	54	39	14	0	1	0	0	0	0	0	129
08:00	1	2	13	23	28	4	0	0	0	0	0	0	0	71
09:00	1	5	11	16	13	6	0	0	0	0	0	0	0	52
10:00	1	2	14	21	12	8	2	0	0	0	0	0	0	60
11:00	3	2	13	26	20	8	1	0	0	0	0	0	0	73
12:00 PM	2	4	17	32	20	7	2	0	0	0	0	0	0	84
13:00	4	3	9	22	19	8	1	0	0	0	0	0	0	66
14:00	3	6	19	31	29	5	3	0	0	0	0	0	0	96
15:00	3	11	30	46	24	10	1	0	0	0	0	0	0	125
16:00	2	7	16	31	16	5	0	0	0	0	0	0	0	77
17:00	1	4	26	32	25	10	0	0	0	0	0	0	0	98
18:00	1	6	13	21	10	1	0	0	0	0	0	0	0	52
19:00	0	5	12	21	11	3	0	0	0	0	0	0	0	52
20:00	1	2	7	11	10	0	0	0	0	0	0	0	0	31
21:00	0	1	2	14	7	4	0	0	0	0	0	0	0	28
22:00	1	1	0	4	4	0	0	0	0	0	0	0	0	10
23:00	0	0	2	2	3	0	0	0	0	0	0	0	0	7
Totals	26	66	233	421	311	100	13	1						1171
% of Totals	2%	6%	20%	36%	27%	9%	1%	0%						100%

AM Volumes	8	16	80	154	133	47	6	1	0	0	0	0	0	445
% AM	1%	1%	7%	13%	11%	4%	1%	0%						38%
AM Peak Hour	11:00	09:00	07:00	07:00	07:00	07:00	05:00	07:00						07:00
Volume	3	5	18	54	39	14	2	1						129
PM Volumes	18	50	153	267	178	53	7	0	0	0	0	0	0	726
% PM	2%	4%	13%	23%	15%	5%	1%							62%
PM Peak Hour	13:00	15:00	15:00	15:00	14:00	15:00	14:00							15:00
Volume	4	11	30	46	29	10	3							125

Directional Peak Periods	AM 7-9			NOON 12-2			PM 4-6			Off Peak Volumes		
All Speeds	Volume		%	Volume		%	Volume		%	Volume		%
	200	↔	17%	150	↔	13%	175	↔	15%	646	↔	55%

Street Name	Direction	Percentiles					
		15th	50th	Average	85th	95th	ADT
S Sparks St	Summary	22	28	28	34	38	1171

Prepared by NDS/ATD

Prepared by National Data & Surveying Services

VOLUME

S Sparks St Bet. W Olive Ave & W Oak St

Day: Wednesday
Date: 1/19/2022

City: Burbank
Project #: CA22_020022_018

DAILY TOTALS	NB	SB	EB	WB	Total
	635	536	0	0	1,171

AM Period	NB		SB		EB	WB	TOTAL		PM Period	NB		SB		EB	WB	TOTAL	
00:00	0		2		0	0	2		12:00	9		10		0	0	19	
00:15	0		0		0	0			12:15	5		10		0	0	15	
00:30	2		0		0	0	2		12:30	16		11		0	0	27	
00:45	0	2	1	3	0	0	1	5	12:45	12	42	11	42	0	0	23	84
01:00	0		0		0	0			13:00	12		8		0	0	20	
01:15	0		0		0	0			13:15	7		4		0	0	11	
01:30	0		0		0	0			13:30	4		10		0	0	14	
01:45	0		1	1	0	0	1	1	13:45	12	35	9	31	0	0	21	66
02:00	0		0		0	0			14:00	9		10		0	0	19	
02:15	0		2		0	0	2		14:15	13		8		0	0	21	
02:30	1		0		0	0	1		14:30	19		8		0	0	27	
02:45	1	2	1	3	0	0	2	5	14:45	14	55	15	41	0	0	29	96
03:00	0		0		0	0			15:00	20		23		0	0	43	
03:15	0		0		0	0			15:15	17		11		0	0	28	
03:30	0		0		0	0			15:30	15		8		0	0	23	
03:45	0		0		0	0			15:45	19	71	12	54	0	0	31	125
04:00	0		0		0	0			16:00	5		15		0	0	20	
04:15	1		0		0	0	1		16:15	19		7		0	0	26	
04:30	1		0		0	0	1		16:30	10		4		0	0	14	
04:45	0	2	2	2	0	0	2	4	16:45	11	45	6	32	0	0	17	77
05:00	1		1		0	0	2		17:00	9		14		0	0	23	
05:15	2		1		0	0	3		17:15	14		6		0	0	20	
05:30	3		0		0	0	3		17:30	14		11		0	0	25	
05:45	3	9	2	4	0	0	5	13	17:45	17	54	13	44	0	0	30	98
06:00	2		1		0	0	3		18:00	7		5		0	0	12	
06:15	8		2		0	0	10		18:15	9		3		0	0	12	
06:30	4		3		0	0	7		18:30	6		7		0	0	13	
06:45	9	23	3	9	0	0	12	32	18:45	6	28	9	24	0	0	15	52
07:00	8		14		0	0	22		19:00	11		4		0	0	15	
07:15	6		8		0	0	14		19:15	5		5		0	0	10	
07:30	24		13		0	0	37		19:30	7		10		0	0	17	
07:45	35	73	21	56	0	0	56	129	19:45	4	27	6	25	0	0	10	52
08:00	5		8		0	0	13		20:00	6		4		0	0	10	
08:15	13		9		0	0	22		20:15	2		4		0	0	6	
08:30	12		10		0	0	22		20:30	2		3		0	0	5	
08:45	7	37	7	34	0	0	14	71	20:45	4	14	6	17	0	0	10	31
09:00	4		8		0	0	12		21:00	2		3		0	0	5	
09:15	3		5		0	0	8		21:15	2		6		0	0	8	
09:30	9		6		0	0	15		21:30	2		4		0	0	6	
09:45	8	24	9	28	0	0	17	52	21:45	3	9	6	19	0	0	9	28
10:00	12		5		0	0	17		22:00	0		0		0	0		
10:15	9		6		0	0	15		22:15	1		3		0	0	4	
10:30	7		7		0	0	14		22:30	2		1		0	0	3	
10:45	7	35	7	25	0	0	14	60	22:45	1	4	2	6	0	0	3	10
11:00	16		6		0	0	22		23:00	1		1		0	0	2	
11:15	9		8		0	0	17		23:15	1		3		0	0	4	
11:30	10		8		0	0	18		23:30	1		0		0	0	1	
11:45	6	41	10	32	0	0	16	73	23:45	0	3	0	4	0	0		7
TOTALS		248		197				445	TOTALS		387		339				726
SPLIT %		55.7%		44.3%				38.0%	SPLIT %		53.3%		46.7%				62.0%

DAILY TOTALS	NB	SB	EB	WB	Total
	635	536	0	0	1,171

AM Peak Hour	07:30	07:00			07:00	PM Peak Hour	15:00	14:30			14:30
AM Pk Volume	77	56			129	PM Pk Volume	71	57			127
Pk Hr Factor	0.550	0.667			0.576	Pk Hr Factor	0.888	0.620			0.738
7 - 9 Volume	110	90	0	0	200	4 - 6 Volume	99	76	0	0	175
7 - 9 Peak Hour	07:30	07:00			07:00	4 - 6 Peak Hour	17:00	17:00			17:00
7 - 9 Pk Volume	77	56	0	0	129	4 - 6 Pk Volume	54	44	0	0	98
Pk Hr Factor	0.550	0.667	0.000	0.000	0.576	Pk Hr Factor	0.794	0.786	0.000	0.000	0.817

Prepared by NDS/ATD

Project #: CA22_020022_018 **City:** Burbank

Location: S Sparks St Bet. W Olive Ave & W Oak St **Date:** 1/19/2022

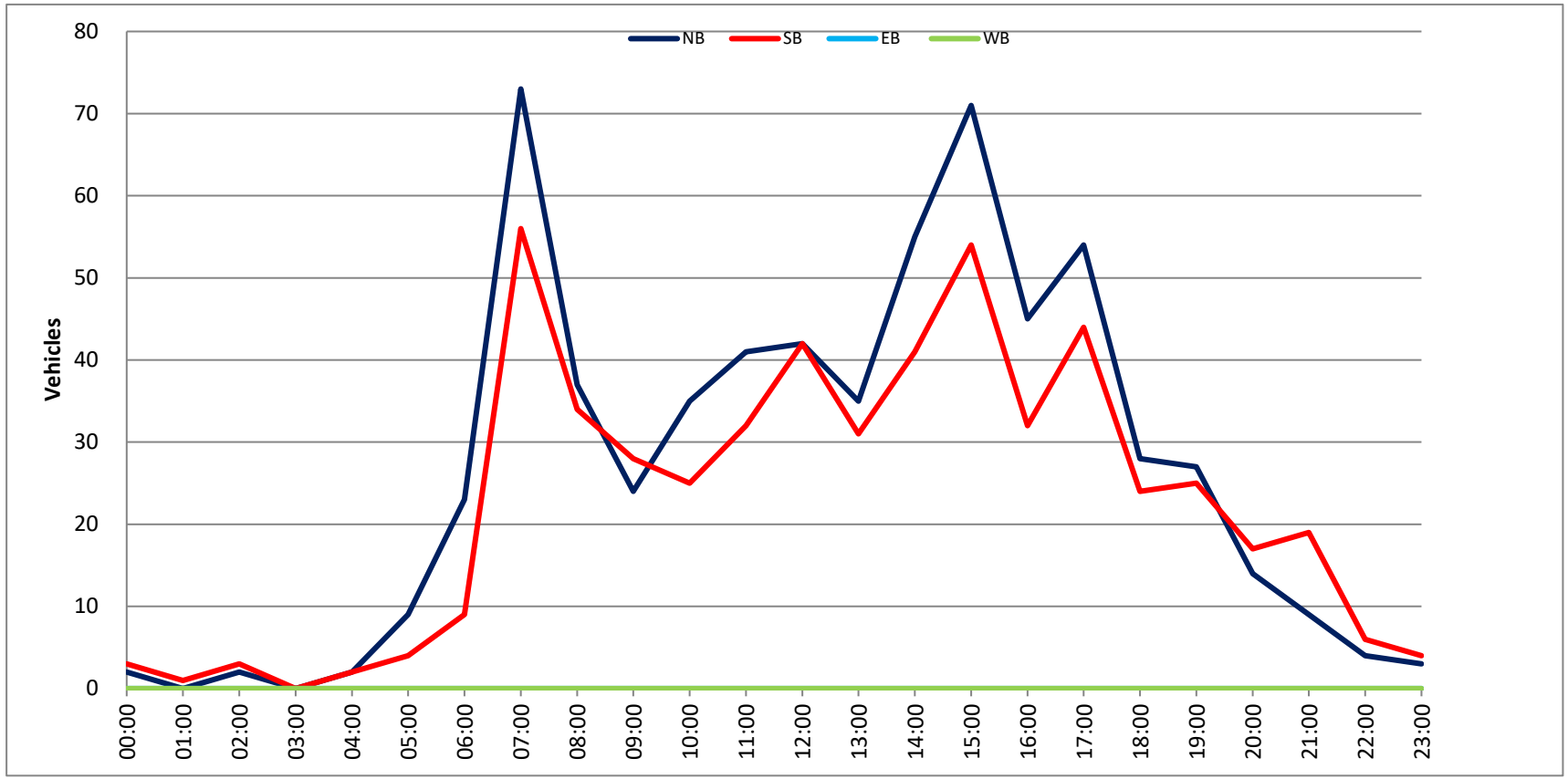

Prepared by National Data & Surveying Services

SPEED

S Sparks St Bet. W Olive Ave & W Oak St

Day: Thursday
Date: 1/20/2022

City: Burbank
Project #: CA22_020022_018n

North Bound

Time	< 15	15 - 19	20 - 24	25 - 29	30 - 34	35 - 39	40 - 44	45 - 49	50 - 54	55 - 59	60 - 64	65 - 69	70 +	Total
00:00 AM	0	0	0	0	0	0	0	0	0	0	0	0	0	0
00:15	0	0	0	0	0	0	0	0	0	0	0	0	0	0
00:30	0	0	0	0	0	0	0	0	0	0	0	0	0	0
00:45	0	0	0	0	0	0	0	0	0	0	0	0	0	0
01:00	0	0	0	0	0	0	0	0	0	0	0	0	0	0
01:15	0	0	0	0	0	0	0	0	0	0	0	0	0	0
01:30	0	0	0	0	0	0	0	0	0	0	0	0	0	0
01:45	0	0	0	0	0	0	0	0	0	0	0	0	0	0
02:00	0	0	0	1	0	0	0	0	0	0	0	0	0	1
02:15	0	0	0	0	0	0	0	0	0	0	0	0	0	0
02:30	0	0	0	0	0	0	0	0	0	0	0	0	0	0
02:45	0	0	0	0	0	0	0	0	0	0	0	0	0	0
03:00	0	0	0	0	0	0	1	0	0	0	0	0	0	1
03:15	0	0	0	0	0	0	0	0	0	0	0	0	0	0
03:30	0	0	0	0	0	0	0	0	0	0	0	0	0	0
03:45	0	0	0	0	0	0	0	0	0	0	0	0	0	0
04:00	0	0	0	0	0	0	0	0	0	0	0	0	0	0
04:15	0	0	0	1	0	0	0	0	0	0	0	0	0	1
04:30	0	0	0	0	0	0	0	0	0	0	0	0	0	0
04:45	0	0	0	0	0	0	0	0	0	0	0	0	0	0
05:00	0	0	1	0	0	0	0	0	0	0	0	0	0	1
05:15	1	0	0	0	0	0	0	0	0	0	0	0	0	1
05:30	0	0	0	0	0	0	0	0	0	0	0	0	0	0
05:45	0	0	1	0	2	0	0	0	0	0	0	0	0	3
06:00	0	0	1	0	0	2	0	0	0	0	0	0	0	3
06:15	0	1	2	3	1	1	0	0	0	0	0	0	0	8
06:30	0	0	1	3	0	0	0	0	0	0	0	0	0	4
06:45	0	0	2	3	1	1	0	0	0	0	0	0	0	7
07:00	0	0	0	2	1	0	0	0	0	0	0	0	0	3
07:15	0	0	0	4	1	0	0	0	0	0	0	0	0	5
07:30	0	1	7	10	4	0	0	0	0	0	0	0	0	22
07:45	1	2	6	15	13	1	0	0	0	0	0	0	0	38
08:00	0	0	3	4	2	1	0	0	0	0	0	0	0	10
08:15	0	0	4	5	4	1	0	0	0	0	0	0	0	14
08:30	1	0	1	0	6	1	0	0	0	0	0	0	0	9
08:45	0	0	0	6	2	1	0	0	0	0	0	0	0	9
09:00	0	0	1	3	3	1	0	0	0	0	0	0	0	8
09:15	0	0	2	2	1	1	0	0	0	0	0	0	0	6
09:30	1	1	2	3	1	0	0	0	0	0	0	0	0	8
09:45	0	1	0	6	3	0	1	0	0	0	0	0	0	11
10:00	1	1	2	5	2	1	0	0	0	0	0	0	0	12
10:15	0	0	0	6	3	1	0	0	0	0	0	0	0	10
10:30	1	0	2	3	2	1	0	0	0	0	0	0	0	9
10:45	1	1	2	1	2	0	0	0	0	0	0	0	0	7
11:00	0	0	0	3	3	3	0	0	0	0	0	0	0	9
11:15	0	1	1	1	3	0	0	0	0	0	0	0	0	6
11:30	0	2	0	1	1	2	1	0	0	0	0	0	0	7
11:45	0	0	1	3	1	1	1	0	0	0	0	0	0	7
12:00 PM	0	2	3	3	6	1	0	0	0	0	0	0	0	15
12:15	0	1	5	1	5	1	0	0	0	0	0	0	0	13
12:30	0	5	1	1	2	1	0	0	0	0	0	0	0	10
12:45	0	3	2	9	5	0	0	0	0	0	0	0	0	19
13:00	1	0	2	4	6	1	0	0	0	0	0	0	0	14
13:15	0	0	3	7	0	0	0	0	0	0	0	0	0	10
13:30	0	1	1	2	4	0	0	0	0	0	0	0	0	8
13:45	0	0	4	2	0	2	0	0	0	0	0	0	0	8
14:00	1	2	4	0	5	1	0	0	0	0	0	0	0	13
14:15	0	0	3	5	1	0	0	0	0	0	0	0	0	9
14:30	0	0	3	4	2	2	0	0	0	0	0	0	0	11
14:45	0	0	1	5	5	4	0	0	0	0	0	0	0	15
15:00	0	4	9	14	10	2	1	0	0	0	0	0	0	40
15:15	0	1	4	9	5	0	0	0	0	0	0	0	0	19
15:30	0	0	2	3	3	3	0	0	0	0	0	0	0	11
15:45	0	3	4	6	4	0	0	0	0	0	0	0	0	17
16:00	1	1	3	3	4	0	0	0	0	0	0	0	0	12
16:15	1	0	2	7	5	3	0	0	0	0	0	0	0	18
16:30	1	0	3	1	2	0	0	0	0	0	0	0	0	7
16:45	1	0	4	3	3	0	0	0	0	0	0	0	0	11
17:00	0	2	6	2	2	0	0	0	0	0	0	0	0	12
17:15	0	0	1	4	4	0	0	0	0	0	0	0	0	9
17:30	0	1	5	3	0	0	0	0	0	0	0	0	0	9
17:45	1	0	5	6	2	2	0	0	0	0	0	0	0	16
18:00	1	0	2	5	3	2	0	0	0	0	0	0	0	13
18:15	1	1	2	2	2	1	0	0	0	0	0	0	0	9
18:30	0	1	3	2	2	0	1	0	0	0	0	0	0	9
18:45	0	0	1	2	0	0	0	0	0	0	0	0	0	3
19:00	0	0	2	4	1	0	0	0	0	0	0	0	0	7
19:15	0	0	1	3	3	0	0	0	0	0	0	0	0	7
19:30	0	0	0	2	1	0	0	0	0	0	0	0	0	3
19:45	0	1	1	3	2	1	0	0	0	0	0	0	0	8
20:00	0	1	2	1	0	0	0	0	0	0	0	0	0	4
20:15	0	0	2	3	2	0	0	0	0	0	0	0	0	7
20:30	0	0	1	2	0	0	0	0	0	0	0	0	0	3
20:45	0	1	1	0	0	0	1	0	0	0	0	0	0	3
21:00	0	0	1	0	0	0	0	0	0	0	0	0	0	1
21:15	0	0	1	1	3	0	0	0	0	0	0	0	0	5
21:30	0	0	0	2	2	0	0	0	0	0	0	0	0	4
21:45	0	0	1	0	1	0	0	0	0	0	0	0	0	2
22:00	0	0	0	0	1	0	0	0	0	0	0	0	0	1
22:15	0	0	0	3	0	0	0	0	0	0	0	0	0	3
22:30	0	0	1	0	1	0	0	0	0	0	0	0	0	2
22:45	0	0	0	0	0	0	0	0	0	0	0	0	0	0
23:00	0	0	0	1	0	0	0	0	0	0	0	0	0	1
23:15	0	0	0	1	1	0	0	0	0	0	0	0	0	2
23:30	0	0	0	0	0	0	0	0	0	0	0	0	0	0
23:45	0	0	0	0	0	0	0	0	0	0	0	0	0	0
Totals	16	42	144	235	172	47	7							663
% of Totals	2%	6%	22%	35%	26%	7%	1%							100%

AM Volumes	7	11	42	94	62	20	4	0	0	0	0	0	0	240
% AM	1%	2%	6%	14%	9%	3%	1%							36%
AM Peak Hour	10:00	11:45	07:30	07:30	07:45	11:00	11:00							07:30
Volume	3	8	20	34	25	6	2							84
PM Volumes	9	31	102	141	110	27	3	0	0	0	0	0	0	423
% PM	1%	5%	15%	21%	17%	4%	0%							64%
PM Peak Hour	16:00	12:00	15:00	14:30	14:45	14:45	14:15							15:00
Volume	4	11	19	32	23	9	1							87

Directional Peak Periods	AM 7-9			NOON 12-2			PM 4-6			Off Peak Volumes		
All Classes	Volume	⟷	%	Volume	⟷	%	Volume	⟷	%	Volume	⟷	%
	110		17%	97		15%	94		14%	362		55%

Street Name	Direction	Percentiles					
		15th	50th	Average	85th	95th	ADT
S Sparks St	North Bound	21	28	28	34	37	663
S Sparks St	South Bound	20	26	26	33	36	567

Prepared by National Data & Surveying Services

SPEED

S Sparks St Bet. W Olive Ave & W Oak St

Day: Thursday
Date: 1/20/2022

City: Burbank
Project #: CA22_020022_018s

South Bound

Time	< 15	15 - 19	20 - 24	25 - 29	30 - 34	35 - 39	40 - 44	45 - 49	50 - 54	55 - 59	60 - 64	65 - 69	70 +	Total
00:00 AM	0	0	0	0	0	0	0	0	0	0	0	0	0	0
00:15	0	0	0	0	0	0	0	0	0	0	0	0	0	0
00:30	0	0	0	1	0	0	0	0	0	0	0	0	0	1
00:45	0	1	0	1	0	0	0	0	0	0	0	0	0	2
01:00	0	0	0	0	0	0	0	0	0	0	0	0	0	0
01:15	0	0	0	0	0	0	0	0	0	0	0	0	0	0
01:30	0	0	0	0	0	0	0	0	0	0	0	0	0	0
01:45	0	0	0	0	0	0	0	0	0	0	0	0	0	0
02:00	0	0	0	1	0	0	0	0	0	0	0	0	0	1
02:15	0	0	0	0	0	0	0	0	0	0	0	0	0	0
02:30	0	0	0	0	0	0	0	0	0	0	0	0	0	0
02:45	0	0	0	0	0	0	0	0	0	0	0	0	0	0
03:00	0	0	0	0	0	0	0	0	0	0	0	0	0	0
03:15	0	0	0	0	0	0	0	0	0	0	0	0	0	0
03:30	0	0	0	0	0	0	0	0	0	0	0	0	0	0
03:45	0	0	0	0	0	0	0	0	0	0	0	0	0	0
04:00	0	0	0	0	0	0	0	0	0	0	0	0	0	0
04:15	0	0	0	0	0	0	0	0	0	0	0	0	0	0
04:30	0	0	0	0	0	0	0	0	0	0	0	0	0	0
04:45	0	0	0	0	0	0	0	0	0	0	0	0	0	0
05:00	0	0	0	0	0	1	0	0	0	0	0	0	0	1
05:15	0	1	0	0	0	0	0	0	0	0	0	0	0	1
05:30	0	0	0	1	0	1	0	0	0	0	0	0	0	2
05:45	1	0	1	0	1	0	0	0	0	0	0	0	0	3
06:00	0	0	0	0	0	0	0	0	0	0	0	0	0	0
06:15	0	1	0	1	1	0	0	0	0	0	0	0	0	3
06:30	0	0	2	0	1	0	0	0	0	0	0	0	0	3
06:45	0	2	1	0	1	1	0	0	0	0	0	0	0	5
07:00	0	1	1	1	1	0	0	0	0	0	0	0	0	4
07:15	0	0	4	3	1	0	0	0	0	0	0	0	0	8
07:30	0	1	7	9	2	1	0	0	0	0	0	0	0	20
07:45	1	1	8	3	3	1	0	0	0	0	0	0	0	17
08:00	0	0	3	2	2	0	0	0	0	0	0	0	0	7
08:15	0	1	7	0	0	1	0	0	0	0	0	0	0	9
08:30	0	0	4	4	0	2	0	0	0	0	0	0	0	10
08:45	0	0	1	0	3	1	0	0	0	0	0	0	0	5
09:00	0	1	0	3	3	1	0	0	0	0	0	0	0	8
09:15	0	0	3	3	2	0	1	0	0	0	0	0	0	9
09:30	0	0	0	4	1	1	0	0	0	0	0	0	0	6
09:45	1	2	4	3	0	0	0	0	0	0	0	0	0	10
10:00	1	1	2	4	0	1	0	0	0	0	0	0	0	9
10:15	0	0	0	2	1	0	0	0	0	0	0	0	0	3
10:30	0	2	5	1	1	0	0	0	0	0	0	0	0	9
10:45	0	1	1	2	0	0	0	0	0	0	0	0	0	4
11:00	1	0	2	3	2	1	0	0	0	0	0	0	0	9
11:15	1	0	1	2	1	1	0	0	0	0	0	0	0	6
11:30	0	0	4	2	2	0	0	0	0	0	0	0	0	8
11:45	1	0	4	4	3	0	0	0	0	0	0	0	0	12
12:00 PM	0	0	1	2	0	0	0	0	0	0	0	0	0	3
12:15	1	1	8	2	2	1	0	0	0	0	0	0	0	15
12:30	1	1	3	1	3	0	0	0	0	0	0	0	0	9
12:45	0	2	3	1	3	0	0	0	0	0	0	0	0	9
13:00	1	0	2	3	4	1	0	0	0	0	0	0	0	11
13:15	0	1	3	3	1	1	0	0	0	0	0	0	0	9
13:30	1	2	6	4	0	0	0	0	0	0	0	0	0	13
13:45	0	0	1	2	1	0	0	0	0	0	0	0	0	4
14:00	0	0	2	5	4	1	1	0	0	0	0	0	0	13
14:15	0	1	3	3	2	0	0	0	0	0	0	0	0	9
14:30	0	2	7	5	2	1	0	0	0	0	0	0	0	17
14:45	0	0	1	6	3	3	0	0	0	0	0	0	0	13
15:00	0	0	6	6	4	2	0	0	0	0	0	0	0	18
15:15	2	2	4	3	2	1	0	0	0	0	0	0	0	14
15:30	0	2	3	3	2	1	0	0	0	0	0	0	0	11
15:45	0	0	2	2	1	0	0	0	0	0	0	0	0	5
16:00	0	0	3	3	2	1	0	0	0	0	0	0	0	9
16:15	2	1	1	3	2	0	0	0	0	0	0	0	0	9
16:30	1	3	0	4	1	0	0	0	0	0	0	0	0	9
16:45	1	1	9	1	3	0	0	0	0	0	0	0	0	15
17:00	0	1	5	6	3	0	0	0	0	0	0	0	0	15
17:15	0	1	3	1	1	0	0	0	0	0	0	0	0	6
17:30	1	1	4	4	2	0	0	0	0	0	0	0	0	12
17:45	0	2	0	4	2	0	0	0	0	0	0	0	0	8
18:00	0	0	2	1	0	0	0	0	0	0	0	0	0	3
18:15	0	1	3	7	3	1	0	0	0	0	0	0	0	15
18:30	1	1	4	5	2	1	0	0	0	0	0	0	0	14
18:45	2	0	1	3	2	0	0	0	0	0	0	0	0	8
19:00	0	0	0	3	0	0	0	0	0	0	0	0	0	3
19:15	0	2	1	3	0	0	0	0	0	0	0	0	0	6
19:30	0	1	3	1	1	2	0	0	0	0	0	0	0	8
19:45	0	1	3	5	2	0	0	0	0	0	0	0	0	11
20:00	0	0	1	5	1	0	0	0	0	0	0	0	0	7
20:15	0	0	1	2	0	1	0	0	0	0	0	0	0	4
20:30	0	0	0	0	0	2	0	0	0	0	0	0	0	2
20:45	0	0	0	3	0	0	0	0	0	0	0	0	0	3
21:00	0	1	1	2	1	0	0	0	0	0	0	0	0	5
21:15	0	0	1	5	4	1	0	0	0	0	0	0	0	11
21:30	0	0	2	2	0	1	0	0	0	0	0	0	0	5
21:45	0	0	0	1	0	0	0	0	0	0	0	0	0	1
22:00	0	1	0	0	0	0	0	0	0	0	0	0	0	1
22:15	0	0	2	0	0	0	0	0	0	0	0	0	0	2
22:30	0	0	0	0	0	0	0	0	0	0	0	0	0	0
22:45	0	0	0	2	0	0	0	0	0	0	0	0	0	2
23:00	0	0	0	1	2	0	0	0	0	0	0	0	0	3
23:15	0	0	0	0	2	0	0	0	0	0	0	0	0	2
23:30	0	0	0	0	0	0	0	0	0	0	0	0	0	0
23:45	0	0	0	0	0	0	0	0	0	0	0	0	0	0
Totals	21	48	170	188	102	36	2							567
% of Totals	4%	8%	30%	33%	18%	6%	0%							100%

AM Volumes	7	16	65	60	32	14	1	0	0	0	0	0	0	195
% AM	1%	3%	11%	11%	6%	2%	0%							34%
AM Peak Hour	11:00	09:45	07:30	07:15	08:45	08:15	08:30							07:30
Volume	3	5	25	17	9	5	1							53
PM Volumes	14	32	105	128	70	22	1	0	0	0	0	0	0	372
% PM	2%	6%	19%	23%	12%	4%	0%							66%
PM Peak Hour	16:00	16:15	16:45	14:15	12:15	14:30	13:15							14:30
Volume	4	6	21	20	12	7	1							62

Directional Peak Periods	AM 7-9			NOON 12-2			PM 4-6			Off Peak Volumes		
All Classes	Volume	⟷	%	Volume	⟷	%	Volume	⟷	%	Volume	⟷	%
	80	⟷	14%	73	⟷	13%	83	⟷	15%	331	⟷	58%

Street Name	Direction	Percentiles					
		15th	50th	Average	85th	95th	ADT
S Sparks St	North Bound	21	28	28	34	37	663
S Sparks St	South Bound	20	26	26	33	36	567

Prepared by National Data & Surveying Services

SPEED

S Sparks St Bet. W Olive Ave & W Oak St

Day: Thursday
Date: 1/20/2022

City: Burbank
Project #: CA22_020022_018

Summary

Time	< 15	15 - 19	20 - 24	25 - 29	30 - 34	35 - 39	40 - 44	45 - 49	50 - 54	55 - 59	60 - 64	65 - 69	70 +	Total
00:00 AM	0	0	0	0	0	0	0	0	0	0	0	0	0	0
00:15	0	0	0	0	0	0	0	0	0	0	0	0	0	0
00:30	0	0	0	1	0	0	0	0	0	0	0	0	0	1
00:45	0	1	0	1	0	0	0	0	0	0	0	0	0	2
01:00	0	0	0	0	0	0	0	0	0	0	0	0	0	0
01:15	0	0	0	0	0	0	0	0	0	0	0	0	0	0
01:30	0	0	0	0	0	0	0	0	0	0	0	0	0	0
01:45	0	0	0	0	0	0	0	0	0	0	0	0	0	0
02:00	0	0	0	2	0	0	0	0	0	0	0	0	0	2
02:15	0	0	0	0	0	0	0	0	0	0	0	0	0	0
02:30	0	0	0	0	0	0	0	0	0	0	0	0	0	0
02:45	0	0	0	0	0	0	0	0	0	0	0	0	0	0
03:00	0	0	0	0	0	0	1	0	0	0	0	0	0	1
03:15	0	0	0	0	0	0	0	0	0	0	0	0	0	0
03:30	0	0	0	0	0	0	0	0	0	0	0	0	0	0
03:45	0	0	0	0	0	0	0	0	0	0	0	0	0	0
04:00	0	0	0	0	0	0	0	0	0	0	0	0	0	0
04:15	0	0	0	1	0	0	0	0	0	0	0	0	0	1
04:30	0	0	0	0	0	0	0	0	0	0	0	0	0	0
04:45	0	0	0	0	0	0	0	0	0	0	0	0	0	0
05:00	0	0	1	0	0	1	0	0	0	0	0	0	0	2
05:15	1	1	0	0	0	0	0	0	0	0	0	0	0	2
05:30	0	0	0	1	0	1	0	0	0	0	0	0	0	2
05:45	1	0	2	0	3	0	0	0	0	0	0	0	0	6
06:00	0	0	1	0	0	2	0	0	0	0	0	0	0	3
06:15	0	2	2	4	2	1	0	0	0	0	0	0	0	11
06:30	0	0	3	3	1	0	0	0	0	0	0	0	0	7
06:45	0	2	3	3	2	2	0	0	0	0	0	0	0	12
07:00	0	1	1	3	2	0	0	0	0	0	0	0	0	7
07:15	0	0	4	7	2	0	0	0	0	0	0	0	0	13
07:30	0	2	14	19	6	1	0	0	0	0	0	0	0	42
07:45	2	3	14	18	16	2	0	0	0	0	0	0	0	55
08:00	0	0	6	6	4	1	0	0	0	0	0	0	0	17
08:15	0	1	11	5	4	2	0	0	0	0	0	0	0	23
08:30	1	0	5	4	6	3	0	0	0	0	0	0	0	19
08:45	0	0	1	6	5	2	0	0	0	0	0	0	0	14
09:00	0	1	1	6	6	2	0	0	0	0	0	0	0	16
09:15	0	0	5	5	3	1	1	0	0	0	0	0	0	15
09:30	1	1	2	7	2	1	0	0	0	0	0	0	0	14
09:45	1	3	4	9	3	0	1	0	0	0	0	0	0	21
10:00	2	2	4	9	2	2	0	0	0	0	0	0	0	21
10:15	0	0	0	8	4	1	0	0	0	0	0	0	0	13
10:30	1	2	7	4	3	1	0	0	0	0	0	0	0	18
10:45	1	2	3	3	2	0	0	0	0	0	0	0	0	11
11:00	1	0	2	6	5	4	0	0	0	0	0	0	0	18
11:15	1	1	2	3	4	1	0	0	0	0	0	0	0	12
11:30	0	2	4	3	3	2	1	0	0	0	0	0	0	15
11:45	1	0	5	7	4	1	1	0	0	0	0	0	0	19
12:00 PM	0	2	4	5	6	1	0	0	0	0	0	0	0	18
12:15	1	2	13	3	7	2	0	0	0	0	0	0	0	28
12:30	1	6	4	2	5	1	0	0	0	0	0	0	0	19
12:45	0	5	5	10	8	0	0	0	0	0	0	0	0	28
13:00	2	0	4	7	10	2	0	0	0	0	0	0	0	25
13:15	0	1	6	10	1	1	0	0	0	0	0	0	0	19
13:30	1	3	7	6	4	0	0	0	0	0	0	0	0	21
13:45	0	0	5	4	1	2	0	0	0	0	0	0	0	12
14:00	1	2	6	5	9	2	1	0	0	0	0	0	0	26
14:15	0	1	6	8	3	0	0	0	0	0	0	0	0	18
14:30	0	2	10	9	4	3	0	0	0	0	0	0	0	28
14:45	0	0	2	11	8	7	0	0	0	0	0	0	0	28
15:00	0	4	15	20	14	4	1	0	0	0	0	0	0	58
15:15	2	3	8	12	7	1	0	0	0	0	0	0	0	33
15:30	0	2	5	6	5	4	0	0	0	0	0	0	0	22
15:45	0	3	6	8	5	0	0	0	0	0	0	0	0	22
16:00	1	1	6	6	6	1	0	0	0	0	0	0	0	21
16:15	3	1	3	10	7	3	0	0	0	0	0	0	0	27
16:30	2	3	3	5	3	0	0	0	0	0	0	0	0	16
16:45	2	1	13	4	6	0	0	0	0	0	0	0	0	26
17:00	0	3	11	8	5	0	0	0	0	0	0	0	0	27
17:15	0	1	4	5	5	0	0	0	0	0	0	0	0	15
17:30	1	2	9	7	2	0	0	0	0	0	0	0	0	21
17:45	1	2	5	10	4	2	0	0	0	0	0	0	0	24
18:00	1	0	4	6	3	2	0	0	0	0	0	0	0	16
18:15	1	2	5	9	5	2	0	0	0	0	0	0	0	24
18:30	1	2	7	7	4	1	1	0	0	0	0	0	0	23
18:45	2	0	2	5	2	0	0	0	0	0	0	0	0	11
19:00	0	0	2	7	1	0	0	0	0	0	0	0	0	10
19:15	0	2	2	6	3	0	0	0	0	0	0	0	0	13
19:30	0	1	3	3	2	2	0	0	0	0	0	0	0	11
19:45	0	2	4	8	4	1	0	0	0	0	0	0	0	19
20:00	0	1	3	6	1	0	0	0	0	0	0	0	0	11
20:15	0	0	3	5	2	1	0	0	0	0	0	0	0	11
20:30	0	0	1	2	0	2	0	0	0	0	0	0	0	5
20:45	0	1	1	3	0	0	1	0	0	0	0	0	0	6
21:00	0	1	2	2	1	0	0	0	0	0	0	0	0	6
21:15	0	0	2	6	7	1	0	0	0	0	0	0	0	16
21:30	0	0	2	4	2	1	0	0	0	0	0	0	0	9
21:45	0	0	1	1	1	0	0	0	0	0	0	0	0	3
22:00	0	1	0	0	1	0	0	0	0	0	0	0	0	2
22:15	0	0	2	3	0	0	0	0	0	0	0	0	0	5
22:30	0	0	1	0	1	0	0	0	0	0	0	0	0	2
22:45	0	0	0	2	0	0	0	0	0	0	0	0	0	2
23:00	0	0	0	2	2	0	0	0	0	0	0	0	0	4
23:15	0	0	0	1	3	0	0	0	0	0	0	0	0	4
23:30	0	0	0	0	0	0	0	0	0	0	0	0	0	0
23:45	0	0	0	0	0	0	0	0	0	0	0	0	0	0
Totals	37	90	314	423	274	83	5							1230
% of Totals	3%	7%	26%	34%	22%	7%	1%							100%

AM Volumes	14	27	107	154	94	34	5	0	0	0	0	0	0	435
% AM	1%	2%	9%	13%	8%	3%	0%							35%
AM Peak Hour	09:15	11:45	07:30	07:15	07:30	08:15	09:00							07:30
Volume	4	10	45	50	30	9	2							137
PM Volumes	23	63	207	269	180	49	4	0	0	0	0	0	0	795
% PM	2%	5%	17%	22%	15%	4%	0%							65%
PM Peak Hour	16:00	12:00	16:45	14:30	14:45	14:45	13:15							14:30
Volume	8	15	37	52	34	16	1							147

Directional Peak Periods	AM 7-9			NOON 12-2			PM 4-6			Off Peak Volumes		
All Classes	Volume	⟷	%	Volume	⟷	%	Volume	⟷	%	Volume	⟷	%
	190		15%	170		14%	177		14%	693		56%

Street Name	Direction	Percentiles					
		15th	50th	Average	85th	95th	ADT
S Sparks St	Summary	21	27	27	33	37	1230

Prepared by National Data & Surveying Services

SPEED

S Sparks St Bet. W Olive Ave & W Oak St

Day: Thursday
Date: 1/20/2022

City: Burbank
Project #: CA22_020022_018n

North Bound

Time	< 15	15 - 19	20 - 24	25 - 29	30 - 34	35 - 39	40 - 44	45 - 49	50 - 54	55 - 59	60 - 64	65 - 69	70 +	Total
00:00 AM	0	0	0	0	0	0	0	0	0	0	0	0	0	0
01:00	0	0	0	0	0	0	0	0	0	0	0	0	0	0
02:00	0	0	0	1	0	0	0	0	0	0	0	0	0	1
03:00	0	0	0	0	0	0	1	0	0	0	0	0	0	1
04:00	0	0	0	1	0	0	0	0	0	0	0	0	0	1
05:00	1	0	2	0	2	0	0	0	0	0	0	0	0	5
06:00	0	1	6	9	2	4	0	0	0	0	0	0	0	22
07:00	1	3	13	31	19	1	0	0	0	0	0	0	0	68
08:00	1	0	8	15	14	4	0	0	0	0	0	0	0	42
09:00	1	2	5	14	8	2	1	0	0	0	0	0	0	33
10:00	3	2	6	15	9	3	0	0	0	0	0	0	0	38
11:00	0	3	2	8	8	6	2	0	0	0	0	0	0	29
12:00 PM	0	11	11	14	18	3	0	0	0	0	0	0	0	57
13:00	1	1	10	15	10	3	0	0	0	0	0	0	0	40
14:00	1	2	11	14	13	7	0	0	0	0	0	0	0	48
15:00	0	8	19	32	22	5	1	0	0	0	0	0	0	87
16:00	4	1	12	14	14	3	0	0	0	0	0	0	0	48
17:00	1	3	17	15	8	2	0	0	0	0	0	0	0	46
18:00	2	2	8	11	7	3	1	0	0	0	0	0	0	34
19:00	0	1	4	12	7	1	0	0	0	0	0	0	0	25
20:00	0	2	6	6	2	0	1	0	0	0	0	0	0	17
21:00	0	0	3	3	6	0	0	0	0	0	0	0	0	12
22:00	0	0	1	3	2	0	0	0	0	0	0	0	0	6
23:00	0	0	0	2	1	0	0	0	0	0	0	0	0	3
Totals	16	42	144	235	172	47	7							663
% of Totals	2%	6%	22%	35%	26%	7%	1%							100%

AM Volumes	7	11	42	94	62	20	4	0	0	0	0	0	0	240
% AM	1%	2%	6%	14%	9%	3%	1%							36%
AM Peak Hour	10:00	07:00	07:00	07:00	07:00	11:00	11:00							07:00
Volume	3	3	13	31	19	6	2							68
PM Volumes	9	31	102	141	110	27	3	0	0	0	0	0	0	423
% PM	1%	5%	15%	21%	17%	4%	0%							64%
PM Peak Hour	16:00	12:00	15:00	15:00	15:00	14:00	15:00							15:00
Volume	4	11	19	32	22	7	1							87

Directional Peak Periods	AM 7-9			NOON 12-2			PM 4-6			Off Peak Volumes		
All Speeds	Volume		%	Volume		%	Volume		%	Volume		%
	110	↔	17%	97	↔	15%	94	↔	14%	362	↔	55%

Street Name	Direction	Percentiles					
		15th	50th	Average	85th	95th	ADT
S Sparks St	North Bound	21	28	28	34	37	663
S Sparks St	South Bound	20	26	26	33	36	567

Prepared by National Data & Surveying Services

SPEED

S Sparks St Bet. W Olive Ave & W Oak St

Day: Thursday
Date: 1/20/2022

City: Burbank
Project #: CA22_020022_018s

South Bound

Time	< 15	15 - 19	20 - 24	25 - 29	30 - 34	35 - 39	40 - 44	45 - 49	50 - 54	55 - 59	60 - 64	65 - 69	70 +	Total
00:00 AM	0	1	0	2	0	0	0	0	0	0	0	0	0	3
01:00	0	0	0	0	0	0	0	0	0	0	0	0	0	0
02:00	0	0	0	1	0	0	0	0	0	0	0	0	0	1
03:00	0	0	0	0	0	0	0	0	0	0	0	0	0	0
04:00	0	0	0	0	0	0	0	0	0	0	0	0	0	0
05:00	1	1	1	1	1	2	0	0	0	0	0	0	0	7
06:00	0	3	3	1	3	1	0	0	0	0	0	0	0	11
07:00	1	3	20	16	7	2	0	0	0	0	0	0	0	49
08:00	0	1	15	6	5	4	0	0	0	0	0	0	0	31
09:00	1	3	7	13	6	2	1	0	0	0	0	0	0	33
10:00	1	4	8	9	2	1	0	0	0	0	0	0	0	25
11:00	3	0	11	11	8	2	0	0	0	0	0	0	0	35
12:00 PM	2	4	15	6	8	1	0	0	0	0	0	0	0	36
13:00	2	3	12	12	6	2	0	0	0	0	0	0	0	37
14:00	0	3	13	19	11	5	1	0	0	0	0	0	0	52
15:00	2	4	15	14	9	4	0	0	0	0	0	0	0	48
16:00	4	5	13	11	8	1	0	0	0	0	0	0	0	42
17:00	1	5	12	15	8	0	0	0	0	0	0	0	0	41
18:00	3	2	10	16	7	2	0	0	0	0	0	0	0	40
19:00	0	4	7	12	3	2	0	0	0	0	0	0	0	28
20:00	0	0	2	10	1	3	0	0	0	0	0	0	0	16
21:00	0	1	4	10	5	2	0	0	0	0	0	0	0	22
22:00	0	1	2	2	0	0	0	0	0	0	0	0	0	5
23:00	0	0	0	1	4	0	0	0	0	0	0	0	0	5
Totals	21	48	170	188	102	36	2							567
% of Totals	4%	8%	30%	33%	18%	6%	0%							100%

AM Volumes	7	16	65	60	32	14	1	0	0	0	0	0	0	195
% AM	1%	3%	11%	11%	6%	2%	0%							34%
AM Peak Hour	11:00	10:00	07:00	07:00	11:00	08:00	09:00							07:00
Volume	3	4	20	16	8	4	1							49
PM Volumes	14	32	105	128	70	22	1	0	0	0	0	0	0	372
% PM	2%	6%	19%	23%	12%	4%	0%							66%
PM Peak Hour	16:00	16:00	12:00	14:00	14:00	14:00	14:00							14:00
Volume	4	5	15	19	11	5	1							52

Directional Peak Periods	AM 7-9			NOON 12-2			PM 4-6			Off Peak Volumes		
All Speeds	Volume		%	Volume		%	Volume		%	Volume		%
	80	↔	14%	73	↔	13%	83	↔	15%	331	↔	58%

Street Name	Direction	Percentiles					
		15th	50th	Average	85th	95th	ADT
S Sparks St	North Bound	21	28	28	34	37	663
S Sparks St	South Bound	20	26	26	33	36	567

Prepared by National Data & Surveying Services

SPEED

S Sparks St Bet. W Olive Ave & W Oak St

Day: Thursday
Date: 1/20/2022

City: Burbank
Project #: CA22_020022_018

Summary

Time	< 15	15 - 19	20 - 24	25 - 29	30 - 34	35 - 39	40 - 44	45 - 49	50 - 54	55 - 59	60 - 64	65 - 69	70 +	Total
00:00 AM	0	1	0	2	0	0	0	0	0	0	0	0	0	3
01:00	0	0	0	0	0	0	0	0	0	0	0	0	0	0
02:00	0	0	0	2	0	0	0	0	0	0	0	0	0	2
03:00	0	0	0	0	0	0	1	0	0	0	0	0	0	1
04:00	0	0	0	1	0	0	0	0	0	0	0	0	0	1
05:00	2	1	3	1	3	2	0	0	0	0	0	0	0	12
06:00	0	4	9	10	5	5	0	0	0	0	0	0	0	33
07:00	2	6	33	47	26	3	0	0	0	0	0	0	0	117
08:00	1	1	23	21	19	8	0	0	0	0	0	0	0	73
09:00	2	5	12	27	14	4	2	0	0	0	0	0	0	66
10:00	4	6	14	24	11	4	0	0	0	0	0	0	0	63
11:00	3	3	13	19	16	8	2	0	0	0	0	0	0	64
12:00 PM	2	15	26	20	26	4	0	0	0	0	0	0	0	93
13:00	3	4	22	27	16	5	0	0	0	0	0	0	0	77
14:00	1	5	24	33	24	12	1	0	0	0	0	0	0	100
15:00	2	12	34	46	31	9	1	0	0	0	0	0	0	135
16:00	8	6	25	25	22	4	0	0	0	0	0	0	0	90
17:00	2	8	29	30	16	2	0	0	0	0	0	0	0	87
18:00	5	4	18	27	14	5	1	0	0	0	0	0	0	74
19:00	0	5	11	24	10	3	0	0	0	0	0	0	0	53
20:00	0	2	8	16	3	3	1	0	0	0	0	0	0	33
21:00	0	1	7	13	11	2	0	0	0	0	0	0	0	34
22:00	0	1	3	5	2	0	0	0	0	0	0	0	0	11
23:00	0	0	0	3	5	0	0	0	0	0	0	0	0	8
Totals	37	90	314	423	274	83	9							1230
% of Totals	3%	7%	26%	34%	22%	7%	1%							100%

AM Volumes	14	27	107	154	94	34	5	0	0	0	0	0	0	435
% AM	1%	2%	9%	13%	8%	3%	0%							35%
AM Peak Hour	10:00	07:00	07:00	07:00	07:00	08:00	09:00							07:00
Volume	4	6	33	47	26	8	2							117
PM Volumes	23	63	207	269	180	49	4	0	0	0	0	0	0	795
% PM	2%	5%	17%	22%	15%	4%	0%							65%
PM Peak Hour	16:00	12:00	15:00	15:00	15:00	14:00	14:00							15:00
Volume	8	15	34	46	31	12	1							135

Directional Peak Periods	AM 7-9			NOON 12-2			PM 4-6			Off Peak Volumes		
All Speeds	Volume		%	Volume		%	Volume		%	Volume		%
	190	↔	15%	170	↔	14%	177	↔	14%	693	↔	56%

Street Name	Direction	Percentiles					
		15th	50th	Average	85th	95th	ADT
S Sparks St	Summary	21	27	27	33	37	1230

Prepared by NDS/ATD

Prepared by National Data & Surveying Services

VOLUME

S Sparks St Bet. W Olive Ave & W Oak St

Day: Thursday
Date: 1/20/2022

City: Burbank
Project #: CA22_020022_018

DAILY TOTALS	NB	SB	EB	WB	Total
	663	567	0	0	1,230

AM Period	NB		SB		EB	WB	TOTAL		PM Period	NB		SB		EB	WB	TOTAL	
00:00	0		0		0	0			12:00	15		3		0	0	18	
00:15	0		0		0	0			12:15	13		15		0	0	28	
00:30	0		1		0	0	1		12:30	10		9		0	0	19	
00:45	0		2	3	0	0	2	3	12:45	19	57	9	36	0	0	28	93
01:00	0		0		0	0			13:00	14		11		0	0	25	
01:15	0		0		0	0			13:15	10		9		0	0	19	
01:30	0		0		0	0			13:30	8		13		0	0	21	
01:45	0		0		0	0			13:45	8	40	4	37	0	0	12	77
02:00	1		1		0	0	2		14:00	13		13		0	0	26	
02:15	0		0		0	0			14:15	9		9		0	0	18	
02:30	0		0		0	0			14:30	11		17		0	0	28	
02:45	0	1	0	1	0	0		2	14:45	15	48	13	52	0	0	28	100
03:00	1		0		0	0	1		15:00	40		18		0	0	58	
03:15	0		0		0	0			15:15	19		14		0	0	33	
03:30	0		0		0	0			15:30	11		11		0	0	22	
03:45	0	1	0		0	0		1	15:45	17	87	5	48	0	0	22	135
04:00	0		0		0	0			16:00	12		9		0	0	21	
04:15	1		0		0	0	1		16:15	18		9		0	0	27	
04:30	0		0		0	0			16:30	7		9		0	0	16	
04:45	0	1	0		0	0		1	16:45	11	48	15	42	0	0	26	90
05:00	1		1		0	0	2		17:00	12		15		0	0	27	
05:15	1		1		0	0	2		17:15	9		6		0	0	15	
05:30	0		2		0	0	2		17:30	9		12		0	0	21	
05:45	3	5	3	7	0	0	6	12	17:45	16	46	8	41	0	0	24	87
06:00	3		0		0	0	3		18:00	13		3		0	0	16	
06:15	8		3		0	0	11		18:15	9		15		0	0	24	
06:30	4		3		0	0	7		18:30	9		14		0	0	23	
06:45	7	22	5	11	0	0	12	33	18:45	3	34	8	40	0	0	11	74
07:00	3		4		0	0	7		19:00	7		3		0	0	10	
07:15	5		8		0	0	13		19:15	7		6		0	0	13	
07:30	22		20		0	0	42		19:30	3		8		0	0	11	
07:45	38	68	17	49	0	0	55	117	19:45	8	25	11	28	0	0	19	53
08:00	10		7		0	0	17		20:00	4		7		0	0	11	
08:15	14		9		0	0	23		20:15	7		4		0	0	11	
08:30	9		10		0	0	19		20:30	3		2		0	0	5	
08:45	9	42	5	31	0	0	14	73	20:45	3	17	3	16	0	0	6	33
09:00	8		8		0	0	16		21:00	1		5		0	0	6	
09:15	6		9		0	0	15		21:15	5		11		0	0	16	
09:30	8		6		0	0	14		21:30	4		5		0	0	9	
09:45	11	33	10	33	0	0	21	66	21:45	2	12	1	22	0	0	3	34
10:00	12		9		0	0	21		22:00	1		1		0	0	2	
10:15	10		3		0	0	13		22:15	3		2		0	0	5	
10:30	9		9		0	0	18		22:30	2		0		0	0	2	
10:45	7	38	4	25	0	0	11	63	22:45	0	6	2	5	0	0	2	11
11:00	9		9		0	0	18		23:00	1		3		0	0	4	
11:15	6		6		0	0	12		23:15	2		2		0	0	4	
11:30	7		8		0	0	15		23:30	0		0		0	0		
11:45	7	29	12	35	0	0	19	64	23:45	0	3	0	5	0	0		8
TOTALS		240		195				435	TOTALS		423		372				795
SPLIT %		55.2%		44.8%				35.4%	SPLIT %		53.2%		46.8%				64.6%

DAILY TOTALS	NB	SB	EB	WB	Total
	663	567	0	0	1,230

AM Peak Hour	07:30	07:30			07:30	PM Peak Hour	15:00	14:30			14:30
AM Pk Volume	84	53			137	PM Pk Volume	87	62			147
Pk Hr Factor	0.553	0.663			0.623	Pk Hr Factor	0.544	0.861			0.634
7 - 9 Volume	110	80	0	0	190	4 - 6 Volume	94	83	0	0	177
7 - 9 Peak Hour	07:30	07:30			07:30	4 - 6 Peak Hour	16:00	16:15			16:15
7 - 9 Pk Volume	84	53	0	0	137	4 - 6 Pk Volume	48	48	0	0	96
Pk Hr Factor	0.553	0.663	0.000	0.000	0.623	Pk Hr Factor	0.667	0.800	0.000	0.000	0.889

Prepared by NDS/ATD

Project #: CA22_020022_018 **City:** Burbank

Location: S Sparks St Bet. W Olive Ave & W Oak St **Date:** 1/20/2022

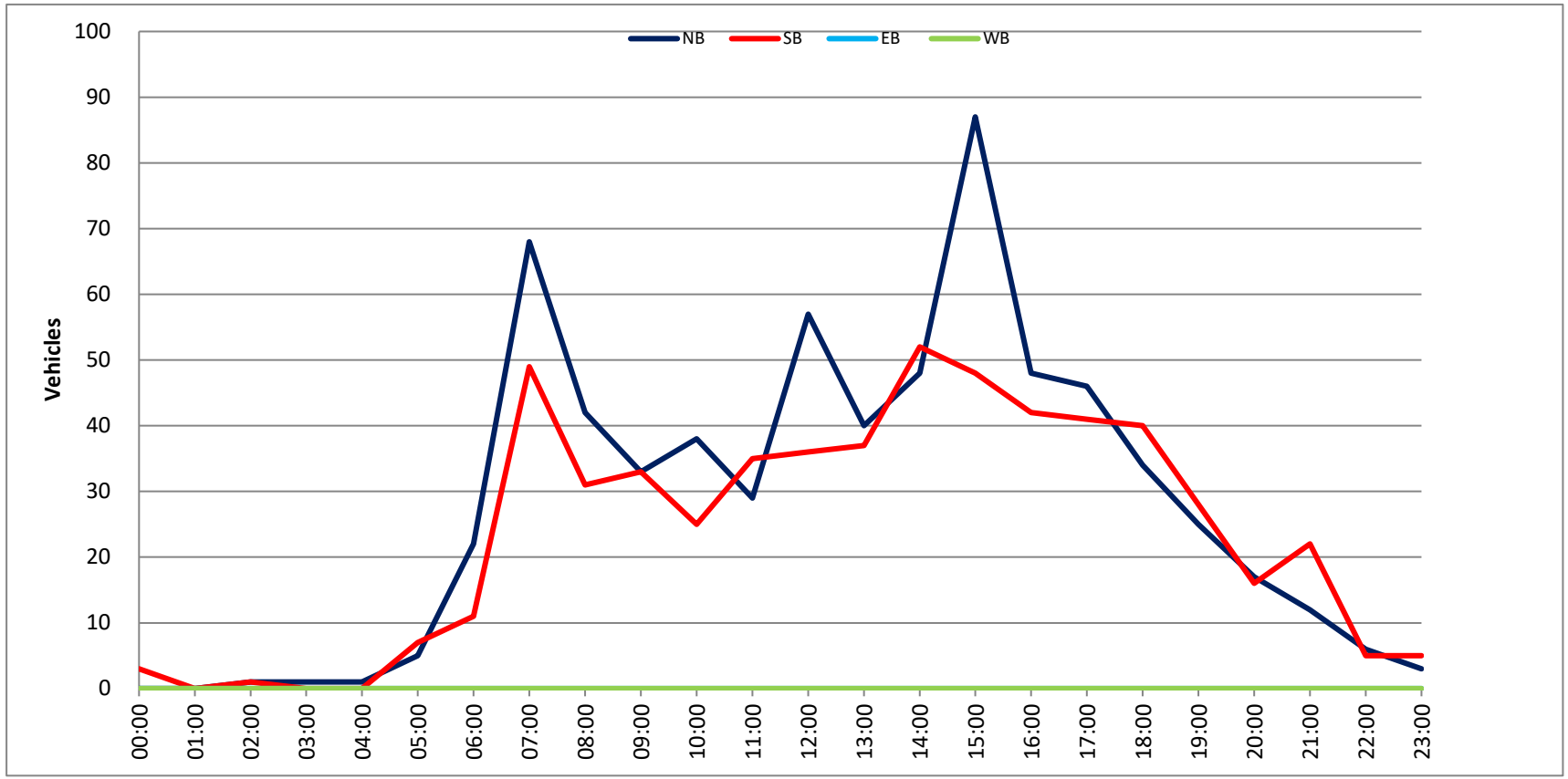

Prepared by National Data & Surveying Services

SPEED

S Beachwood Dr Bet. W Oak St. & W Alameda Ave

Day: Tuesday
Date: 1/18/2022

City: Burbank
Project #: CA22_020022_022n

North Bound

Time	< 15	15 - 19	20 - 24	25 - 29	30 - 34	35 - 39	40 - 44	45 - 49	50 - 54	55 - 59	60 - 64	65 - 69	70 +	Total
00:00 AM	0	0	0	0	0	0	0	0	0	0	0	0	0	0
00:15	0	0	0	1	0	0	0	0	0	0	0	0	0	1
00:30	0	0	0	0	0	0	0	0	0	0	0	0	0	0
00:45	0	1	0	1	0	0	0	0	0	0	0	0	0	2
01:00	0	0	1	0	0	0	0	0	0	0	0	0	0	1
01:15	0	0	0	0	0	0	0	0	0	0	0	0	0	0
01:30	0	0	0	0	0	0	0	0	0	0	0	0	0	0
01:45	0	0	0	0	0	0	0	0	0	0	0	0	0	0
02:00	0	0	0	1	0	0	0	0	0	0	0	0	0	1
02:15	0	0	0	0	0	0	0	0	0	0	0	0	0	0
02:30	0	0	0	0	0	0	0	0	0	0	0	0	0	0
02:45	0	0	0	0	0	0	0	0	0	0	0	0	0	0
03:00	0	0	0	0	0	0	0	0	0	0	0	0	0	0
03:15	0	0	0	0	0	0	0	0	0	0	0	0	0	0
03:30	0	0	0	0	0	0	0	0	0	0	0	0	0	0
03:45	0	0	0	0	0	0	0	0	0	0	0	0	0	0
04:00	0	0	0	1	0	0	0	0	0	0	0	0	0	1
04:15	0	0	0	0	0	0	0	0	0	0	0	0	0	0
04:30	0	0	0	0	0	0	0	0	0	0	0	0	0	0
04:45	0	0	0	0	0	0	0	0	0	0	0	0	0	0
05:00	0	0	0	0	0	0	0	0	0	0	0	0	0	0
05:15	0	0	0	1	0	0	0	0	0	0	0	0	0	1
05:30	0	1	0	0	0	0	0	0	0	0	0	0	0	1
05:45	0	0	1	1	0	0	0	0	0	0	0	0	0	2
06:00	0	0	0	0	0	0	0	0	0	0	0	0	0	0
06:15	1	1	0	1	0	0	0	0	0	0	0	0	0	3
06:30	1	0	0	0	0	1	0	0	0	0	0	0	0	2
06:45	0	0	0	0	1	0	0	0	0	0	0	0	0	1
07:00	0	0	0	0	0	0	0	0	0	0	0	0	0	0
07:15	0	0	0	0	0	1	0	0	0	0	0	0	0	1
07:30	0	0	6	2	0	0	0	0	0	0	0	0	0	8
07:45	0	1	1	2	3	0	0	0	0	0	0	0	0	7
08:00	1	1	0	2	0	0	0	0	0	0	0	0	0	4
08:15	0	1	0	3	0	0	0	0	0	0	0	0	0	4
08:30	0	0	1	0	1	0	0	0	0	0	0	0	0	2
08:45	0	1	1	3	1	1	0	0	0	0	0	0	0	7
09:00	0	0	2	1	0	0	0	0	0	0	0	0	0	3
09:15	0	0	1	1	2	0	0	0	0	0	0	0	0	4
09:30	0	0	3	2	3	0	0	0	0	0	0	0	0	8
09:45	0	0	0	3	0	0	0	0	0	0	0	0	0	3
10:00	0	1	0	2	0	0	0	0	0	0	0	0	0	3
10:15	0	1	1	0	0	0	0	0	0	0	0	0	0	2
10:30	0	0	1	3	2	0	0	0	0	0	0	0	0	6
10:45	0	0	1	4	0	1	0	0	0	0	0	0	0	6
11:00	0	0	1	3	1	0	0	0	0	0	0	0	0	5
11:15	0	0	1	5	3	0	0	0	0	0	0	0	0	9
11:30	1	1	1	3	3	0	0	0	0	0	0	0	0	9
11:45	0	0	0	3	2	0	0	0	0	0	0	0	0	5
12:00 PM	1	1	0	1	2	1	0	0	0	0	0	0	0	6
12:15	0	0	0	7	1	1	0	0	0	0	0	0	0	9
12:30	0	1	2	4	1	0	1	0	0	0	0	0	0	9
12:45	0	0	1	3	2	0	0	0	0	0	0	0	0	6
13:00	1	0	0	3	1	0	0	0	0	0	0	0	0	5
13:15	1	1	4	0	2	0	0	0	0	0	0	0	0	8
13:30	0	2	1	0	0	0	0	0	0	0	0	0	0	3
13:45	0	0	2	3	1	0	0	0	0	0	0	0	0	6
14:00	1	2	1	1	1	0	0	0	0	0	0	0	0	6
14:15	0	0	1	3	4	2	1	0	0	0	0	0	0	11
14:30	0	1	4	2	3	0	0	0	0	0	0	0	0	10
14:45	0	0	3	8	0	0	0	0	0	0	0	0	0	11
15:00	0	1	0	2	1	0	0	0	0	0	0	0	0	4
15:15	0	0	4	1	0	0	0	0	0	0	0	0	0	5
15:30	1	2	3	5	0	0	0	0	0	0	0	0	0	11
15:45	0	1	3	1	1	0	0	0	0	0	0	0	0	6
16:00	1	0	3	6	0	0	0	0	0	0	0	0	0	10
16:15	1	0	0	4	0	0	0	0	0	0	0	0	0	5
16:30	0	0	1	4	0	0	0	0	0	0	0	0	0	5
16:45	0	1	0	1	1	0	0	0	0	0	0	0	0	3
17:00	0	0	0	0	0	0	0	0	0	0	0	0	0	0
17:15	0	0	1	1	0	1	0	0	0	0	0	0	0	3
17:30	0	0	4	4	0	0	0	0	0	0	0	0	0	8
17:45	0	0	1	2	1	0	0	0	0	0	0	0	0	4
18:00	1	2	3	1	0	0	0	0	0	0	0	0	0	7
18:15	0	2	2	2	1	0	0	0	0	0	0	0	0	7
18:30	1	1	0	4	1	0	0	0	0	0	0	0	0	7
18:45	0	0	0	5	2	1	0	0	0	0	0	0	0	8
19:00	0	2	1	3	0	0	0	0	0	0	0	0	0	6
19:15	0	2	0	3	0	0	0	0	0	0	0	0	0	5
19:30	0	0	1	1	0	0	0	0	0	0	0	0	0	2
19:45	0	1	3	1	0	0	0	0	0	0	0	0	0	5
20:00	0	0	1	4	0	0	0	0	0	0	0	0	0	5
20:15	0	0	1	1	1	0	0	0	0	0	0	0	0	3
20:30	0	0	1	0	0	0	0	0	0	0	0	0	0	1
20:45	0	0	0	1	0	0	0	0	0	0	0	0	0	1
21:00	0	0	0	0	0	0	0	0	0	0	0	0	0	0
21:15	1	1	2	1	0	0	0	0	0	0	0	0	0	5
21:30	0	0	0	0	1	0	0	0	0	0	0	0	0	1
21:45	0	0	1	0	0	0	0	0	0	0	0	0	0	1
22:00	0	0	1	0	1	0	0	0	0	0	0	0	0	2
22:15	0	0	1	1	0	0	0	0	0	0	0	0	0	2
22:30	0	0	0	0	0	0	0	0	0	0	0	0	0	0
22:45	0	0	1	0	0	0	0	0	0	0	0	0	0	1
23:00	0	0	1	0	0	0	0	0	0	0	0	0	0	1
23:15	0	0	0	0	0	0	0	0	0	0	0	0	0	0
23:30	0	0	0	1	0	0	0	0	0	0	0	0	0	1
23:45	0	1	0	0	0	0	0	0	0	0	0	0	0	1
Totals	14	35	82	144	51	10	2							338
% of Totals	4%	10%	24%	43%	15%	3%	1%							100%

AM Volumes	4	10	23	45	22	4	0	0	0	0	0	0	0	112
% AM	1%	3%	7%	14%	7%	1%								33%
AM Peak Hour	05:45	07:30	07:00	10:30	11:15	06:30	11:45							10:45
Volume	2	3	7	15	10	2	1							29
PM Volumes	10	25	59	99	29	6	2	0	0	0	0	0	0	226
% PM	3%	7%	17%	28%	9%	2%	1%							67%
PM Peak Hour	15:30	13:15	15:15	12:15	13:45	12:00	12:00							14:00
Volume	3	5	13	17	9	2	1							38

Directional Peak Periods	AM 7-9			NOON 12-2			PM 4-6			Off Peak Volumes		
All Classes	Volume	⟷	%	Volume	⟷	%	Volume	⟷	%	Volume	⟷	%
	33		10%	52		15%	38		11%	215		64%

Street Name	Direction	Percentiles					
		15th	50th	Average	85th	95th	ADT
S Beachwood Dr	North Bound	20	26	26	31	35	338
S Beachwood Dr	South Bound	21	27	27	33	38	309

Prepared by National Data & Surveying Services

SPEED

S Beachwood Dr Bet. W Oak St. & W Alameda Ave

Day: Tuesday
Date: 1/18/2022

City: Burbank
Project #: CA22_020022_022s

South Bound

Time	< 15	15 - 19	20 - 24	25 - 29	30 - 34	35 - 39	40 - 44	45 - 49	50 - 54	55 - 59	60 - 64	65 - 69	70 +	Total
00:00 AM	0	0	0	0	0	0	0	0	0	0	0	0	0	0
00:15	0	0	0	0	0	0	0	0	0	0	0	0	0	0
00:30	0	0	0	0	0	0	0	0	0	0	0	0	0	0
00:45	0	0	0	1	0	0	0	0	0	0	0	0	0	1
01:00	0	0	0	0	0	0	0	0	0	0	0	0	0	0
01:15	0	0	0	0	0	0	0	0	0	0	0	0	0	0
01:30	0	0	0	0	0	0	0	0	0	0	0	0	0	0
01:45	0	0	0	0	0	0	0	0	0	0	0	0	0	0
02:00	0	0	0	0	0	0	0	0	0	0	0	0	0	0
02:15	0	0	0	0	0	0	0	0	0	0	0	0	0	0
02:30	0	0	0	0	0	0	0	0	0	0	0	0	0	0
02:45	0	0	0	0	0	0	0	0	0	0	0	0	0	0
03:00	0	0	0	0	0	0	0	0	0	0	0	0	0	0
03:15	0	0	0	0	0	0	0	0	0	0	0	0	0	0
03:30	0	0	0	0	0	0	0	0	0	0	0	0	0	0
03:45	0	0	0	0	0	0	0	0	0	0	0	0	0	0
04:00	0	0	0	0	0	0	0	0	0	0	0	0	0	0
04:15	0	0	0	0	0	0	0	0	0	0	0	0	0	0
04:30	0	0	0	0	0	0	0	0	0	0	0	0	0	0
04:45	0	1	0	0	0	0	0	0	0	0	0	0	0	1
05:00	0	0	0	0	0	1	0	0	0	0	0	0	0	1
05:15	0	0	1	0	0	0	0	0	0	0	0	0	0	1
05:30	0	1	0	0	0	0	0	0	0	0	0	0	0	1
05:45	0	0	0	0	0	0	1	0	0	0	0	0	0	1
06:00	0	0	0	2	2	0	0	0	0	0	0	0	0	4
06:15	0	0	0	0	0	1	2	0	0	0	0	0	0	3
06:30	1	0	0	3	1	1	0	0	0	0	0	0	0	6
06:45	0	0	1	2	0	1	1	0	0	0	0	0	0	5
07:00	0	1	2	3	3	0	0	0	0	0	0	0	0	9
07:15	0	0	1	1	2	1	0	0	0	0	0	0	0	5
07:30	0	2	0	3	4	0	0	0	0	0	0	0	0	9
07:45	1	0	6	3	2	0	0	0	0	0	0	0	0	12
08:00	1	0	3	3	0	1	0	0	0	0	0	0	0	8
08:15	0	0	3	1	1	1	0	0	0	0	0	0	0	6
08:30	1	1	2	0	3	1	0	0	0	0	0	0	0	8
08:45	1	1	0	1	0	0	0	0	0	0	0	0	0	3
09:00	0	0	1	1	0	0	0	0	0	0	0	0	0	2
09:15	0	1	0	6	1	0	0	0	0	0	0	0	0	8
09:30	0	0	3	3	2	0	0	0	0	0	0	0	0	8
09:45	0	0	3	0	2	1	1	0	0	0	0	0	0	7
10:00	0	0	1	1	0	0	0	0	0	0	0	0	0	2
10:15	0	0	5	0	1	1	0	0	0	0	0	0	0	7
10:30	0	1	2	3	0	0	0	0	0	0	0	0	0	6
10:45	0	0	0	0	0	0	0	0	0	0	0	0	0	0
11:00	0	2	0	2	0	0	0	0	0	0	0	0	0	4
11:15	0	0	2	3	3	0	0	0	0	0	0	0	0	8
11:30	1	0	0	0	0	1	1	0	0	0	0	0	0	3
11:45	0	0	0	1	0	0	0	0	0	0	0	0	0	1
12:00 PM	0	0	4	4	2	0	0	0	0	0	0	0	0	10
12:15	0	0	4	1	1	0	0	0	0	0	0	0	0	6
12:30	0	0	2	3	1	0	0	0	0	0	0	0	0	6
12:45	0	0	1	1	3	1	0	0	0	0	0	0	0	6
13:00	0	0	0	2	2	1	0	0	0	0	0	0	0	5
13:15	0	0	1	2	0	0	0	0	0	0	0	0	0	3
13:30	0	1	3	3	1	0	0	0	0	0	0	0	0	8
13:45	0	0	0	0	0	0	0	0	0	0	0	0	0	0
14:00	0	2	1	1	1	0	0	0	0	0	0	0	0	5
14:15	0	2	0	2	1	0	0	0	0	0	0	0	0	5
14:30	0	0	1	0	1	2	0	0	0	0	0	0	0	4
14:45	0	0	3	0	3	1	0	0	0	0	0	0	0	7
15:00	1	1	2	2	2	0	0	0	0	0	0	0	0	8
15:15	1	0	3	3	2	0	0	0	0	0	0	0	0	9
15:30	1	0	2	1	1	0	0	0	0	0	0	0	0	5
15:45	0	0	2	0	0	1	0	0	0	0	0	0	0	3
16:00	0	0	1	3	0	0	1	0	0	0	0	0	0	5
16:15	1	0	4	3	0	0	0	0	0	0	0	0	0	8
16:30	0	2	0	8	1	0	0	0	0	0	0	0	0	11
16:45	0	1	1	2	0	0	0	0	0	0	0	0	0	4
17:00	0	1	0	1	1	0	0	0	0	0	0	0	0	3
17:15	0	0	1	2	0	0	0	0	0	0	0	0	0	3
17:30	0	0	0	0	2	0	0	0	0	0	0	0	0	2
17:45	0	0	2	2	0	0	0	0	0	0	0	0	0	4
18:00	1	0	1	1	1	0	0	0	0	0	0	0	0	4
18:15	1	1	2	0	1	0	0	0	0	0	0	0	0	5
18:30	0	0	0	2	2	0	0	0	0	0	0	0	0	4
18:45	0	0	0	1	1	0	0	0	0	0	0	0	0	2
19:00	1	0	1	0	0	0	0	0	0	0	0	0	0	2
19:15	0	1	1	0	0	0	0	0	0	0	0	0	0	2
19:30	0	0	0	1	0	0	0	0	0	0	0	0	0	1
19:45	0	0	0	1	0	0	0	0	0	0	0	0	0	1
20:00	0	0	0	1	1	0	0	0	0	0	0	0	0	2
20:15	0	0	2	1	0	0	0	0	0	0	0	0	0	3
20:30	0	0	1	0	0	0	0	0	0	0	0	0	0	1
20:45	0	0	0	1	0	0	0	0	0	0	0	0	0	1
21:00	0	0	1	0	0	0	0	0	0	0	0	0	0	1
21:15	0	0	0	1	1	0	0	0	0	0	0	0	0	2
21:30	0	0	1	0	0	0	0	0	0	0	0	0	0	1
21:45	0	0	0	0	1	0	1	0	0	0	0	0	0	2
22:00	0	0	0	1	0	1	0	0	0	0	0	0	0	2
22:15	0	0	0	0	0	0	0	0	0	0	0	0	0	0
22:30	0	0	0	0	1	0	0	0	0	0	0	0	0	1
22:45	0	0	0	0	0	0	0	0	0	0	0	0	0	0
23:00	0	0	1	0	1	0	0	0	0	0	0	0	0	2
23:15	0	0	0	0	0	0	0	0	0	0	0	0	0	0
23:30	0	0	0	0	0	0	0	0	0	0	0	0	0	0
23:45	0	0	0	0	0	0	0	0	0	0	0	0	0	0
Totals	13	23	85	100	62	18	8							309
% of Totals	4%	7%	28%	32%	20%	6%	3%							100%

AM Volumes	6	11	36	43	27	11	6	0	0	0	0	0	0	140
% AM	2%	4%	12%	14%	9%	4%	2%							45%
AM Peak Hour	07:45	06:45	07:45	08:45	07:00	06:00	05:30							07:00
Volume	3	3	14	11	11	3	3							35
PM Volumes	7	12	49	57	35	7	2	0	0	0	0	0	0	169
% PM	2%	4%	16%	18%	11%	2%	1%							55%
PM Peak Hour	14:45	13:30	12:00	16:00	14:30	14:00	15:15							14:45
Volume	3	5	11	16	8	3	1							29

Directional Peak Periods	AM 7-9			NOON 12-2			PM 4-6			Off Peak Volumes		
All Classes	Volume	⟷	%	Volume	⟷	%	Volume	⟷	%	Volume	⟷	%
	60		19%	44		14%	40		13%	165		53%

Street Name	Direction	Percentiles					
		15th	50th	Average	85th	95th	ADT
S Beachwood Dr	North Bound	20	26	26	31	35	338
S Beachwood Dr	South Bound	21	27	27	33	38	309

Prepared by National Data & Surveying Services

SPEED

S Beachwood Dr Bet. W Oak St. & W Alameda Ave

Day: Tuesday
Date: 1/18/2022

City: Burbank
Project #: CA22_020022_022

Summary

Time	< 15	15 - 19	20 - 24	25 - 29	30 - 34	35 - 39	40 - 44	45 - 49	50 - 54	55 - 59	60 - 64	65 - 69	70 +	Total
00:00 AM	0	0	0	0	0	0	0	0	0	0	0	0	0	0
00:15	0	0	0	1	0	0	0	0	0	0	0	0	0	1
00:30	0	0	0	0	0	0	0	0	0	0	0	0	0	0
00:45	0	1	0	2	0	0	0	0	0	0	0	0	0	3
01:00	0	0	1	0	0	0	0	0	0	0	0	0	0	1
01:15	0	0	0	0	0	0	0	0	0	0	0	0	0	0
01:30	0	0	0	0	0	0	0	0	0	0	0	0	0	0
01:45	0	0	0	0	0	0	0	0	0	0	0	0	0	0
02:00	0	0	0	1	0	0	0	0	0	0	0	0	0	1
02:15	0	0	0	0	0	0	0	0	0	0	0	0	0	0
02:30	0	0	0	0	0	0	0	0	0	0	0	0	0	0
02:45	0	0	0	0	0	0	0	0	0	0	0	0	0	0
03:00	0	0	0	0	0	0	0	0	0	0	0	0	0	0
03:15	0	0	0	0	0	0	0	0	0	0	0	0	0	0
03:30	0	0	0	0	0	0	0	0	0	0	0	0	0	0
03:45	0	0	0	0	0	0	0	0	0	0	0	0	0	0
04:00	0	0	0	1	0	0	0	0	0	0	0	0	0	1
04:15	0	0	0	0	0	0	0	0	0	0	0	0	0	0
04:30	0	0	0	0	0	0	0	0	0	0	0	0	0	0
04:45	0	1	0	0	0	0	0	0	0	0	0	0	0	1
05:00	0	0	0	0	0	1	0	0	0	0	0	0	0	1
05:15	0	0	1	1	0	0	0	0	0	0	0	0	0	2
05:30	0	2	0	0	0	0	0	0	0	0	0	0	0	2
05:45	0	0	1	1	0	0	1	0	0	0	0	0	0	3
06:00	0	0	0	2	2	0	0	0	0	0	0	0	0	4
06:15	1	1	0	1	0	1	2	0	0	0	0	0	0	6
06:30	2	0	0	3	1	2	0	0	0	0	0	0	0	8
06:45	0	0	1	2	1	1	1	0	0	0	0	0	0	6
07:00	0	1	2	3	3	0	0	0	0	0	0	0	0	9
07:15	0	0	1	1	2	2	0	0	0	0	0	0	0	6
07:30	0	2	6	5	4	0	0	0	0	0	0	0	0	17
07:45	1	1	7	5	5	0	0	0	0	0	0	0	0	19
08:00	2	1	3	5	0	1	0	0	0	0	0	0	0	12
08:15	0	1	3	4	1	1	0	0	0	0	0	0	0	10
08:30	1	1	3	0	4	1	0	0	0	0	0	0	0	10
08:45	1	2	1	4	1	1	0	0	0	0	0	0	0	10
09:00	0	0	3	2	0	0	0	0	0	0	0	0	0	5
09:15	0	1	1	7	3	0	0	0	0	0	0	0	0	12
09:30	0	0	6	5	5	0	0	0	0	0	0	0	0	16
09:45	0	0	3	3	2	1	1	0	0	0	0	0	0	10
10:00	0	1	1	3	0	0	0	0	0	0	0	0	0	5
10:15	0	1	6	0	1	1	0	0	0	0	0	0	0	9
10:30	0	1	3	6	2	0	0	0	0	0	0	0	0	12
10:45	0	0	1	4	0	1	0	0	0	0	0	0	0	6
11:00	0	2	1	5	1	0	0	0	0	0	0	0	0	9
11:15	0	0	3	8	6	0	0	0	0	0	0	0	0	17
11:30	2	1	1	3	3	1	1	0	0	0	0	0	0	12
11:45	0	0	0	4	2	0	0	0	0	0	0	0	0	6
12:00 PM	1	1	4	5	4	1	0	0	0	0	0	0	0	16
12:15	0	0	4	8	2	1	0	0	0	0	0	0	0	15
12:30	0	1	4	7	2	0	1	0	0	0	0	0	0	15
12:45	0	0	2	4	5	1	0	0	0	0	0	0	0	12
13:00	1	0	0	5	3	1	0	0	0	0	0	0	0	10
13:15	1	1	5	2	2	0	0	0	0	0	0	0	0	11
13:30	0	3	4	3	1	0	0	0	0	0	0	0	0	11
13:45	0	0	2	3	1	0	0	0	0	0	0	0	0	6
14:00	1	4	2	2	2	0	0	0	0	0	0	0	0	11
14:15	0	2	1	5	5	2	1	0	0	0	0	0	0	16
14:30	0	1	5	2	4	2	0	0	0	0	0	0	0	14
14:45	0	0	6	8	3	1	0	0	0	0	0	0	0	18
15:00	1	2	2	4	3	0	0	0	0	0	0	0	0	12
15:15	1	0	7	4	2	0	0	0	0	0	0	0	0	14
15:30	2	2	5	6	1	0	0	0	0	0	0	0	0	16
15:45	0	1	5	1	1	1	0	0	0	0	0	0	0	9
16:00	1	0	4	9	0	0	1	0	0	0	0	0	0	15
16:15	2	0	4	7	0	0	0	0	0	0	0	0	0	13
16:30	0	2	1	12	1	0	0	0	0	0	0	0	0	16
16:45	0	2	1	3	1	0	0	0	0	0	0	0	0	7
17:00	0	1	0	1	1	0	0	0	0	0	0	0	0	3
17:15	0	0	2	3	0	1	0	0	0	0	0	0	0	6
17:30	0	0	4	4	2	0	0	0	0	0	0	0	0	10
17:45	0	0	3	4	1	0	0	0	0	0	0	0	0	8
18:00	2	2	4	2	1	0	0	0	0	0	0	0	0	11
18:15	1	3	4	2	2	0	0	0	0	0	0	0	0	12
18:30	1	1	0	6	3	0	0	0	0	0	0	0	0	11
18:45	0	0	0	6	3	1	0	0	0	0	0	0	0	10
19:00	1	2	2	3	0	0	0	0	0	0	0	0	0	8
19:15	0	3	1	3	0	0	0	0	0	0	0	0	0	7
19:30	0	0	1	2	0	0	0	0	0	0	0	0	0	3
19:45	0	1	3	2	0	0	0	0	0	0	0	0	0	6
20:00	0	0	1	5	1	0	0	0	0	0	0	0	0	7
20:15	0	0	3	2	1	0	0	0	0	0	0	0	0	6
20:30	0	0	2	0	0	0	0	0	0	0	0	0	0	2
20:45	0	0	0	2	0	0	0	0	0	0	0	0	0	2
21:00	0	0	1	0	0	0	0	0	0	0	0	0	0	1
21:15	1	1	2	2	1	0	0	0	0	0	0	0	0	7
21:30	0	0	1	0	1	0	0	0	0	0	0	0	0	2
21:45	0	0	1	0	1	0	1	0	0	0	0	0	0	3
22:00	0	0	1	1	1	1	0	0	0	0	0	0	0	4
22:15	0	0	1	1	0	0	0	0	0	0	0	0	0	2
22:30	0	0	0	0	1	0	0	0	0	0	0	0	0	1
22:45	0	0	1	0	0	0	0	0	0	0	0	0	0	1
23:00	0	0	2	0	1	0	0	0	0	0	0	0	0	3
23:15	0	0	0	0	0	0	0	0	0	0	0	0	0	0
23:30	0	0	0	1	0	0	0	0	0	0	0	0	0	1
23:45	0	1	0	0	0	0	0	0	0	0	0	0	0	1
Totals	27	58	167	244	111	28	10							647
% of Totals	4%	9%	26%	38%	17%	4%	2%							100%

AM Volumes	10	21	58	92	49	15	6	0	0	0	0	0	0	252
% AM	2%	3%	9%	14%	8%	2%	1%							39%
AM Peak Hour	07:45	07:30	07:30	11:45	11:15	06:30	05:30							07:30
Volume	4	5	19	24	15	5	3							58
PM Volumes	17	37	108	152	64	13	4	0	0	0	0	0	0	395
% PM	3%	6%	17%	23%	10%	2%	1%							61%
PM Peak Hour	15:30	13:30	15:15	16:00	14:15	14:00	12:00							14:15
Volume	5	9	21	31	15	5	1							60

Directional Peak Periods	AM 7-9			NOON 12-2			PM 4-6			Off Peak Volumes		
All Classes	Volume	⟷	%	Volume	⟷	%	Volume	⟷	%	Volume	⟷	%
	93	⟷	14%	96	⟷	15%	78	⟷	12%	380	⟷	59%

Street Name	Direction	Percentiles					
		15th	50th	Average	85th	95th	ADT
S Beachwood Dr	Summary	20	26	26	32	36	647

Prepared by National Data & Surveying Services

SPEED

S Beachwood Dr Bet. W Oak St. & W Alameda Ave

Day: Tuesday
Date: 1/18/2022

City: Burbank
Project #: CA22_020022_022n

North Bound

Time	< 15	15 - 19	20 - 24	25 - 29	30 - 34	35 - 39	40 - 44	45 - 49	50 - 54	55 - 59	60 - 64	65 - 69	70 +	Total
00:00 AM	0	1	0	2	0	0	0	0	0	0	0	0	0	3
01:00	0	0	1	0	0	0	0	0	0	0	0	0	0	1
02:00	0	0	0	1	0	0	0	0	0	0	0	0	0	1
03:00	0	0	0	0	0	0	0	0	0	0	0	0	0	0
04:00	0	0	0	1	0	0	0	0	0	0	0	0	0	1
05:00	0	1	1	2	0	0	0	0	0	0	0	0	0	4
06:00	2	1	0	1	1	1	0	0	0	0	0	0	0	6
07:00	0	1	7	4	3	1	0	0	0	0	0	0	0	16
08:00	1	3	2	8	2	1	0	0	0	0	0	0	0	17
09:00	0	0	6	7	5	0	0	0	0	0	0	0	0	18
10:00	0	2	3	9	2	1	0	0	0	0	0	0	0	17
11:00	1	1	3	14	9	0	0	0	0	0	0	0	0	28
12:00 PM	1	2	3	15	6	2	1	0	0	0	0	0	0	30
13:00	2	3	7	6	4	0	0	0	0	0	0	0	0	22
14:00	1	3	9	14	8	2	1	0	0	0	0	0	0	38
15:00	1	4	10	9	2	0	0	0	0	0	0	0	0	26
16:00	2	1	4	15	1	0	0	0	0	0	0	0	0	23
17:00	0	0	6	7	1	1	0	0	0	0	0	0	0	15
18:00	2	5	5	12	4	1	0	0	0	0	0	0	0	29
19:00	0	5	5	8	0	0	0	0	0	0	0	0	0	18
20:00	0	0	3	6	1	0	0	0	0	0	0	0	0	10
21:00	1	1	3	1	1	0	0	0	0	0	0	0	0	7
22:00	0	0	3	1	1	0	0	0	0	0	0	0	0	5
23:00	0	1	1	1	0	0	0	0	0	0	0	0	0	3
Totals	14	35	82	144	51	10	2							338
% of Totals	4%	10%	24%	43%	15%	3%	1%							100%

AM Volumes	4	10	23	49	22	4	0	0	0	0	0	0	0	112
% AM	1%	3%	7%	14%	7%	1%								33%
AM Peak Hour	06:00	08:00	07:00	11:00	11:00	06:00								11:00
Volume	2	3	7	14	9	1								28
PM Volumes	10	25	59	95	29	6	2	0	0	0	0	0	0	226
% PM	3%	7%	17%	28%	9%	2%	1%							67%
PM Peak Hour	13:00	18:00	15:00	12:00	14:00	12:00	12:00							14:00
Volume	2	5	10	15	8	2	1							38

Directional Peak Periods	AM 7-9			NOON 12-2			PM 4-6			Off Peak Volumes		
All Speeds	Volume		%	Volume		%	Volume		%	Volume		%
	33	↔	10%	52	↔	15%	38	↔	11%	215	↔	64%

Street Name	Direction	Percentiles					
		15th	50th	Average	85th	95th	ADT
S Beachwood Dr	North Bound	20	26	26	31	35	338
S Beachwood Dr	South Bound	21	27	27	33	38	309

Prepared by National Data & Surveying Services

SPEED

S Beachwood Dr Bet. W Oak St. & W Alameda Ave

Day: Tuesday
Date: 1/18/2022

City: Burbank
Project #: CA22_020022_022s

South Bound

Time	< 15	15 - 19	20 - 24	25 - 29	30 - 34	35 - 39	40 - 44	45 - 49	50 - 54	55 - 59	60 - 64	65 - 69	70 +	Total
00:00 AM	0	0	0	1	0	0	0	0	0	0	0	0	0	1
01:00	0	0	0	0	0	0	0	0	0	0	0	0	0	0
02:00	0	0	0	0	0	0	0	0	0	0	0	0	0	0
03:00	0	0	0	0	0	0	0	0	0	0	0	0	0	0
04:00	0	1	0	0	0	0	0	0	0	0	0	0	0	1
05:00	0	1	1	0	0	1	1	0	0	0	0	0	0	4
06:00	1	0	1	7	3	3	3	0	0	0	0	0	0	18
07:00	1	3	9	10	11	1	0	0	0	0	0	0	0	35
08:00	3	2	8	5	4	3	0	0	0	0	0	0	0	25
09:00	0	1	7	10	5	1	1	0	0	0	0	0	0	25
10:00	0	1	8	4	1	1	0	0	0	0	0	0	0	15
11:00	1	2	2	6	3	1	1	0	0	0	0	0	0	16
12:00 PM	0	0	11	9	7	1	0	0	0	0	0	0	0	28
13:00	0	1	4	7	3	1	0	0	0	0	0	0	0	16
14:00	0	4	5	3	6	3	0	0	0	0	0	0	0	21
15:00	3	1	9	6	5	1	0	0	0	0	0	0	0	25
16:00	1	3	6	16	1	0	1	0	0	0	0	0	0	28
17:00	0	1	3	5	3	0	0	0	0	0	0	0	0	12
18:00	2	1	3	4	5	0	0	0	0	0	0	0	0	15
19:00	1	1	2	2	0	0	0	0	0	0	0	0	0	6
20:00	0	0	3	3	1	0	0	0	0	0	0	0	0	7
21:00	0	0	2	1	2	0	1	0	0	0	0	0	0	6
22:00	0	0	0	1	1	1	0	0	0	0	0	0	0	3
23:00	0	0	1	0	1	0	0	0	0	0	0	0	0	2
Totals	13	23	85	100	62	18	8							309
% of Totals	4%	7%	28%	32%	20%	6%	3%							100%

AM Volumes	6	11	36	43	27	11	6	0	0	0	0	0	0	140
% AM	2%	4%	12%	14%	9%	4%	2%							45%
AM Peak Hour	08:00	07:00	07:00	07:00	07:00	06:00	06:00							07:00
Volume	3	3	9	10	11	3	3							35
PM Volumes	7	12	49	57	35	7	2	0	0	0	0	0	0	169
% PM	2%	4%	16%	18%	11%	2%	1%							55%
PM Peak Hour	15:00	14:00	12:00	16:00	12:00	14:00	16:00							12:00
Volume	3	4	11	16	7	3	1							28

Directional Peak Periods	AM 7-9			NOON 12-2			PM 4-6			Off Peak Volumes		
All Speeds	Volume		%	Volume		%	Volume		%	Volume		%
	60	↔	19%	44	↔	14%	40	↔	13%	165	↔	53%

Street Name	Direction	Percentiles					
		15th	50th	Average	85th	95th	ADT
S Beachwood Dr	North Bound	20	26	26	31	35	338
S Beachwood Dr	South Bound	21	27	27	33	38	309

Prepared by National Data & Surveying Services

SPEED

S Beachwood Dr Bet. W Oak St. & W Alameda Ave

Day: Tuesday
Date: 1/18/2022

City: Burbank
Project #: CA22_020022_022

Summary

Time	< 15	15 - 19	20 - 24	25 - 29	30 - 34	35 - 39	40 - 44	45 - 49	50 - 54	55 - 59	60 - 64	65 - 69	70 +	Total
00:00 AM	0	1	0	3	0	0	0	0	0	0	0	0	0	4
01:00	0	0	1	0	0	0	0	0	0	0	0	0	0	1
02:00	0	0	0	1	0	0	0	0	0	0	0	0	0	1
03:00	0	0	0	0	0	0	0	0	0	0	0	0	0	0
04:00	0	1	0	1	0	0	0	0	0	0	0	0	0	2
05:00	0	2	2	2	0	1	1	0	0	0	0	0	0	8
06:00	3	1	1	8	4	4	3	0	0	0	0	0	0	24
07:00	1	4	16	14	14	2	0	0	0	0	0	0	0	51
08:00	4	5	10	13	6	4	0	0	0	0	0	0	0	42
09:00	0	1	13	17	10	1	1	0	0	0	0	0	0	43
10:00	0	3	11	13	3	2	0	0	0	0	0	0	0	32
11:00	2	3	5	20	12	1	1	0	0	0	0	0	0	44
12:00 PM	1	2	14	24	13	3	1	0	0	0	0	0	0	58
13:00	2	4	11	13	7	1	0	0	0	0	0	0	0	38
14:00	1	7	14	17	14	5	1	0	0	0	0	0	0	59
15:00	4	5	19	15	7	1	0	0	0	0	0	0	0	51
16:00	3	4	10	31	2	0	1	0	0	0	0	0	0	51
17:00	0	1	9	12	4	1	0	0	0	0	0	0	0	27
18:00	4	6	8	16	9	1	0	0	0	0	0	0	0	44
19:00	1	6	7	10	0	0	0	0	0	0	0	0	0	24
20:00	0	0	6	9	2	0	0	0	0	0	0	0	0	17
21:00	1	1	5	2	3	0	1	0	0	0	0	0	0	13
22:00	0	0	3	2	2	1	0	0	0	0	0	0	0	8
23:00	0	1	2	1	1	0	0	0	0	0	0	0	0	5
Totals	27	58	167	244	113	28	10							647
% of Totals	4%	9%	26%	38%	17%	4%	2%							100%

AM Volumes	10	21	59	92	49	15	6	0	0	0	0	0	0	252
% AM	2%	3%	9%	14%	8%	2%	1%							39%
AM Peak Hour	08:00	08:00	07:00	11:00	07:00	06:00	06:00							07:00
Volume	4	5	16	20	14	4	3							51
PM Volumes	17	37	108	152	64	13	4	0	0	0	0	0	0	395
% PM	3%	6%	17%	23%	10%	2%	1%							61%
PM Peak Hour	15:00	14:00	15:00	16:00	14:00	14:00	12:00							14:00
Volume	4	7	19	31	14	5	1							59

Directional Peak Periods	AM 7-9			NOON 12-2			PM 4-6			Off Peak Volumes		
All Speeds	Volume		%	Volume		%	Volume		%	Volume		%
	93	↔	14%	96	↔	15%	78	↔	12%	380	↔	59%

Street Name	Direction	Percentiles					
		15th	50th	Average	85th	95th	ADT
S Beachwood Dr	Summary	20	26	26	32	36	647

Prepared by NDS/ATD

Prepared by National Data & Surveying Services

VOLUME

S Beachwood Dr Bet. W Oak St. & W Alameda Ave

Day: Tuesday
Date: 1/18/2022

City: Burbank
Project #: CA22_020022_022

DAILY TOTALS	NB	SB	EB	WB	Total
	338	309	0	0	647

AM Period	NB		SB		EB	WB	TOTAL		PM Period	NB		SB		EB	WB	TOTAL	
00:00	0		0		0	0			12:00	6		10		0	0	16	
00:15	1		0		0	0	1		12:15	9		6		0	0	15	
00:30	0		0		0	0			12:30	9		6		0	0	15	
00:45	2	3	1	1	0	0	3	4	12:45	6	30	6	28	0	0	12	58
01:00	1		0		0	0	1		13:00	5		5		0	0	10	
01:15	0		0		0	0			13:15	8		3		0	0	11	
01:30	0		0		0	0			13:30	3		8		0	0	11	
01:45	0	1	0		0	0		1	13:45	6	22	0	16	0	0	6	38
02:00	1		0		0	0	1		14:00	6		5		0	0	11	
02:15	0		0		0	0			14:15	11		5		0	0	16	
02:30	0		0		0	0			14:30	10		4		0	0	14	
02:45	0	1	0		0	0		1	14:45	11	38	7	21	0	0	18	59
03:00	0		0		0	0			15:00	4		8		0	0	12	
03:15	0		0		0	0			15:15	5		9		0	0	14	
03:30	0		0		0	0			15:30	11		5		0	0	16	
03:45	0		0		0	0			15:45	6	26	3	25	0	0	9	51
04:00	1		0		0	0	1		16:00	10		5		0	0	15	
04:15	0		0		0	0			16:15	5		8		0	0	13	
04:30	0		0		0	0			16:30	5		11		0	0	16	
04:45	0	1	1	1	0	0	1	2	16:45	3	23	4	28	0	0	7	51
05:00	0		1		0	0	1		17:00	0		3		0	0	3	
05:15	1		1		0	0	2		17:15	3		3		0	0	6	
05:30	1		1		0	0	2		17:30	8		2		0	0	10	
05:45	2	4	1	4	0	0	3	8	17:45	4	15	4	12	0	0	8	27
06:00	0		4		0	0	4		18:00	7		4		0	0	11	
06:15	3		3		0	0	6		18:15	7		5		0	0	12	
06:30	2		6		0	0	8		18:30	7		4		0	0	11	
06:45	1	6	5	18	0	0	6	24	18:45	8	29	2	15	0	0	10	44
07:00	0		9		0	0	9		19:00	6		2		0	0	8	
07:15	1		5		0	0	6		19:15	5		2		0	0	7	
07:30	8		9		0	0	17		19:30	2		1		0	0	3	
07:45	7	16	12	35	0	0	19	51	19:45	5	18	1	6	0	0	6	24
08:00	4		8		0	0	12		20:00	5		2		0	0	7	
08:15	4		6		0	0	10		20:15	3		3		0	0	6	
08:30	2		8		0	0	10		20:30	1		1		0	0	2	
08:45	7	17	3	25	0	0	10	42	20:45	1	10	1	7	0	0	2	17
09:00	3		2		0	0	5		21:00	0		1		0	0	1	
09:15	4		8		0	0	12		21:15	5		2		0	0	7	
09:30	8		8		0	0	16		21:30	1		1		0	0	2	
09:45	3	18	7	25	0	0	10	43	21:45	1	7	2	6	0	0	3	13
10:00	3		2		0	0	5		22:00	2		2		0	0	4	
10:15	2		7		0	0	9		22:15	2		0		0	0	2	
10:30	6		6		0	0	12		22:30	0		1		0	0	1	
10:45	6	17	0	15	0	0	6	32	22:45	1	5	0	3	0	0	1	8
11:00	5		4		0	0	9		23:00	1		2		0	0	3	
11:15	9		8		0	0	17		23:15	0		0		0	0		
11:30	9		3		0	0	12		23:30	1		0		0	0	1	
11:45	5	28	1	16	0	0	6	44	23:45	1	3	0	2	0	0	1	5
TOTALS		112		140				252	TOTALS		226		169				395
SPLIT %		44.4%		55.6%				38.9%	SPLIT %		57.2%		42.8%				61.1%

DAILY TOTALS	NB	SB	EB	WB	Total
	338	309	0	0	647

AM Peak Hour	10:45	07:00			07:30	PM Peak Hour	14:00	14:45			14:15
AM Pk Volume	29	35			58	PM Pk Volume	38	29			60
Pk Hr Factor	0.806	0.729			0.763	Pk Hr Factor	0.864	0.806			0.833
7 - 9 Volume	33	60	0	0	93	4 - 6 Volume	38	40	0	0	78
7 - 9 Peak Hour	07:30	07:00			07:30	4 - 6 Peak Hour	16:00	16:00			16:00
7 - 9 Pk Volume	23	35	0	0	58	4 - 6 Pk Volume	23	28	0	0	51
Pk Hr Factor	0.719	0.729	0.000	0.000	0.763	Pk Hr Factor	0.575	0.636	0.000	0.000	0.797

Prepared by NDS/ATD

Project #: CA22_020022_022 **City:** Burbank

Location: S Beachwood Dr Bet. W Oak St. & W **Date:** 1/18/2022

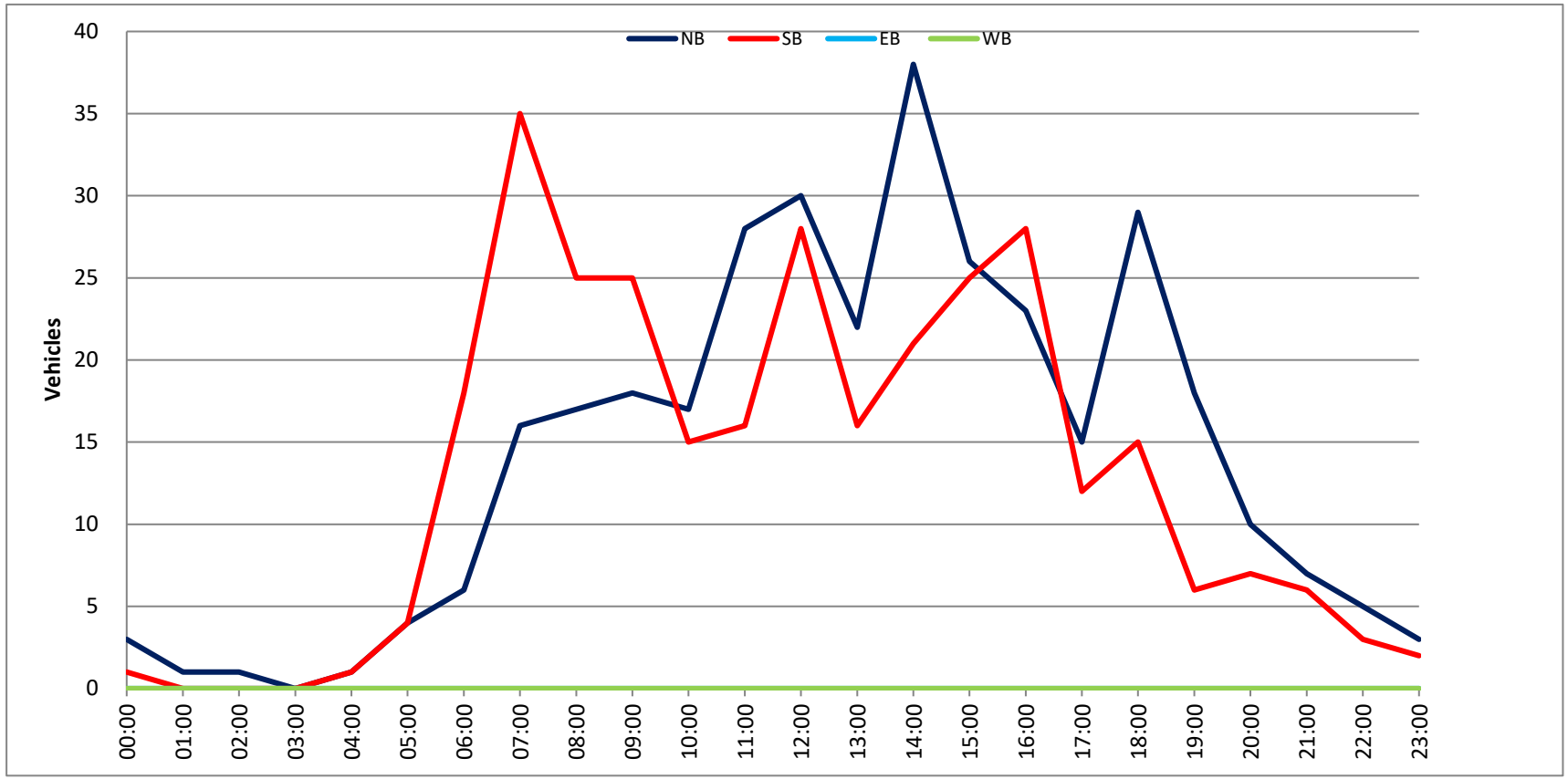

Prepared by National Data & Surveying Services

SPEED

S Beachwood Dr Bet. W Oak St. & W Alameda Ave

Day: Wednesday
Date: 1/19/2022

City: Burbank
Project #: CA22_020022_022n

North Bound

Time	< 15	15 - 19	20 - 24	25 - 29	30 - 34	35 - 39	40 - 44	45 - 49	50 - 54	55 - 59	60 - 64	65 - 69	70 +	Total
00:00 AM	0	0	0	0	0	0	0	0	0	0	0	0	0	0
00:15	0	0	1	0	0	0	0	0	0	0	0	0	0	1
00:30	0	0	0	0	0	0	0	0	0	0	0	0	0	0
00:45	0	0	0	0	0	0	0	0	0	0	0	0	0	0
01:00	0	0	0	0	0	0	0	0	0	0	0	0	0	0
01:15	0	0	0	0	0	0	0	0	0	0	0	0	0	0
01:30	0	0	0	0	0	0	0	0	0	0	0	0	0	0
01:45	0	0	0	0	0	0	0	0	0	0	0	0	0	0
02:00	0	0	0	0	0	0	0	0	0	0	0	0	0	0
02:15	0	0	1	0	0	0	0	0	0	0	0	0	0	1
02:30	0	0	0	0	0	0	0	0	0	0	0	0	0	0
02:45	0	0	0	0	0	0	0	0	0	0	0	0	0	0
03:00	0	0	0	0	0	0	0	0	0	0	0	0	0	0
03:15	0	0	0	0	1	0	0	0	0	0	0	0	0	1
03:30	0	0	0	0	0	0	0	0	0	0	0	0	0	0
03:45	0	0	0	0	0	0	0	0	0	0	0	0	0	0
04:00	0	0	0	0	0	0	0	0	0	0	0	0	0	0
04:15	0	0	0	0	0	0	0	0	0	0	0	0	0	0
04:30	0	0	0	0	0	0	0	0	0	0	0	0	0	0
04:45	0	0	0	0	0	0	0	0	0	0	0	0	0	0
05:00	0	0	0	0	0	0	0	0	0	0	0	0	0	0
05:15	0	0	0	0	1	0	0	0	0	0	0	0	0	1
05:30	0	0	0	0	0	0	1	0	0	0	0	0	0	1
05:45	0	1	0	0	1	0	0	0	0	0	0	0	0	2
06:00	0	0	1	0	0	0	0	0	0	0	0	0	0	1
06:15	0	0	2	0	1	0	0	0	0	0	0	0	0	3
06:30	1	0	0	1	0	0	0	0	0	0	0	0	0	2
06:45	0	0	0	1	0	0	0	0	0	0	0	0	0	1
07:00	0	0	1	0	1	0	0	0	0	0	0	0	0	2
07:15	0	0	1	0	0	0	0	0	0	0	0	0	0	1
07:30	0	1	2	2	1	0	0	0	0	0	0	0	0	6
07:45	0	1	4	2	1	1	0	0	0	0	0	0	0	9
08:00	2	0	4	2	0	0	0	0	0	0	0	0	0	8
08:15	0	1	1	3	1	0	0	0	0	0	0	0	0	6
08:30	0	0	2	2	0	0	0	0	0	0	0	0	0	4
08:45	0	0	3	1	0	0	0	0	0	0	0	0	0	4
09:00	0	0	1	2	1	0	0	0	0	0	0	0	0	4
09:15	0	0	1	0	1	0	0	0	0	0	0	0	0	2
09:30	0	3	1	1	1	0	0	0	0	0	0	0	0	6
09:45	0	3	1	2	0	0	0	0	0	0	0	0	0	6
10:00	1	1	2	3	1	0	0	0	0	0	0	0	0	8
10:15	0	0	2	2	1	0	0	0	0	0	0	0	0	5
10:30	1	0	2	6	0	0	0	0	0	0	0	0	0	9
10:45	0	0	3	2	1	1	0	0	0	0	0	0	0	7
11:00	0	1	2	1	0	0	0	0	0	0	0	0	0	4
11:15	0	0	1	0	2	0	0	0	0	0	0	0	0	3
11:30	0	1	1	0	2	0	0	0	0	0	0	0	0	4
11:45	0	0	5	2	0	1	1	0	0	0	0	0	0	9
12:00 PM	0	0	3	2	0	0	0	0	0	0	0	0	0	5
12:15	0	0	3	1	2	2	0	0	0	0	0	0	0	8
12:30	0	0	1	1	4	0	0	0	0	0	0	0	0	6
12:45	1	3	3	1	1	0	1	0	0	0	0	0	0	10
13:00	0	0	0	2	1	0	0	0	0	0	0	0	0	3
13:15	0	0	2	4	0	1	0	0	0	0	0	0	0	7
13:30	0	0	1	2	3	0	0	0	0	0	0	0	0	6
13:45	0	0	5	3	3	0	0	0	0	0	0	0	0	11
14:00	1	0	2	1	0	0	0	0	0	0	0	0	0	4
14:15	2	5	2	5	2	0	0	0	0	0	0	0	0	16
14:30	0	4	5	0	0	0	0	0	0	0	0	0	0	9
14:45	0	4	3	6	4	0	0	0	0	0	0	0	0	17
15:00	1	1	5	4	2	0	0	0	0	0	0	0	0	13
15:15	1	0	3	4	2	0	0	0	0	0	0	0	0	10
15:30	0	0	3	1	1	0	0	0	0	0	0	0	0	5
15:45	0	0	2	3	1	0	0	0	0	0	0	0	0	6
16:00	0	0	2	3	1	1	0	0	0	0	0	0	0	7
16:15	1	0	3	2	2	0	0	0	0	0	0	0	0	8
16:30	0	0	1	3	0	0	0	0	0	0	0	0	0	4
16:45	0	1	1	1	2	0	0	0	0	0	0	0	0	5
17:00	1	0	0	0	0	0	0	0	0	0	0	0	0	1
17:15	1	2	2	1	1	0	0	0	0	0	0	0	0	7
17:30	0	1	1	3	1	0	0	0	0	0	0	0	0	6
17:45	1	1	4	0	4	0	0	0	0	0	0	0	0	10
18:00	0	0	1	1	1	0	0	0	0	0	0	0	0	3
18:15	0	1	3	2	1	0	0	0	0	0	0	0	0	7
18:30	0	1	4	1	0	0	0	0	0	0	0	0	0	6
18:45	1	0	1	2	0	0	0	0	0	0	0	0	0	4
19:00	0	1	1	2	1	0	0	0	0	0	0	0	0	5
19:15	0	0	3	0	0	0	0	0	0	0	0	0	0	3
19:30	0	0	4	1	2	0	0	0	0	0	0	0	0	7
19:45	1	1	1	0	1	0	0	0	0	0	0	0	0	4
20:00	0	0	2	0	0	0	0	0	0	0	0	0	0	2
20:15	0	1	0	1	0	0	0	0	0	0	0	0	0	2
20:30	1	0	0	1	1	0	0	0	0	0	0	0	0	3
20:45	0	0	0	0	2	1	1	0	0	0	0	0	0	4
21:00	0	1	0	0	1	0	0	0	0	0	0	0	0	2
21:15	0	0	0	1	0	0	0	0	0	0	0	0	0	1
21:30	0	1	0	0	0	0	0	0	0	0	0	0	0	1
21:45	0	0	1	0	1	0	0	0	0	0	0	0	0	2
22:00	0	0	2	0	0	0	0	0	0	0	0	0	0	2
22:15	0	0	0	1	0	0	0	0	0	0	0	0	0	1
22:30	0	0	0	0	0	0	0	0	0	0	0	0	0	0
22:45	0	0	0	0	0	0	0	0	0	0	0	0	0	0
23:00	0	0	0	0	0	0	0	0	0	0	0	0	0	0
23:15	0	0	1	1	0	0	0	0	0	0	0	0	0	2
23:30	0	0	1	1	0	0	0	0	0	0	0	0	0	2
23:45	0	0	1	0	0	0	0	0	0	0	0	0	0	1
Totals	18	42	123	103	66	8	4							369
% of Totals	5%	11%	35%	28%	18%	2%	1%							100%

AM Volumes	5	13	45	35	18	3	2	0	0	0	0	0	0	121
% AM	1%	4%	12%	9%	5%	1%	1%							33%
AM Peak Hour	07:15	09:15	11:30	09:45	11:45	11:30	04:45							07:30
Volume	2	7	12	13	6	3	1							29
PM Volumes	13	29	83	68	48	5	2	0	0	0	0	0	0	248
% PM	4%	8%	22%	18%	13%	1%	1%							67%
PM Peak Hour	13:30	14:15	14:30	14:15	14:45	12:00	12:00							14:15
Volume	3	14	16	15	9	2	1							55

Directional Peak Periods	AM 7-9			NOON 12-2			PM 4-6			Off Peak Volumes		
All Classes	Volume	⟷	%	Volume	⟷	%	Volume	⟷	%	Volume	⟷	%
	40	⟷	11%	56	⟷	15%	48	⟷	13%	225	⟷	61%

Street Name	Direction	Percentiles					
		15th	50th	Average	85th	95th	ADT
S Beachwood Dr	North Bound	19	25	25	32	35	369
S Beachwood Dr	South Bound	20	27	26	33	37	357

Prepared by National Data & Surveying Services

SPEED

S Beachwood Dr Bet. W Oak St. & W Alameda Ave

Day: Wednesday
Date: 1/19/2022

City: Burbank
Project #: CA22_020022_022s

South Bound

Time	< 15	15 - 19	20 - 24	25 - 29	30 - 34	35 - 39	40 - 44	45 - 49	50 - 54	55 - 59	60 - 64	65 - 69	70 +	Total
00:00 AM	0	0	0	0	0	0	0	0	0	0	0	0	0	0
00:15	0	0	0	0	0	0	0	0	0	0	0	0	0	0
00:30	0	0	0	0	0	0	0	0	0	0	0	0	0	0
00:45	0	0	0	0	0	0	0	0	0	0	0	0	0	0
01:00	0	0	0	0	0	0	0	0	0	0	0	0	0	0
01:15	0	0	0	0	0	0	0	0	0	0	0	0	0	0
01:30	0	0	0	0	0	0	0	0	0	0	0	0	0	0
01:45	0	0	0	0	0	0	0	0	0	0	0	0	0	0
02:00	0	0	0	0	0	0	0	0	0	0	0	0	0	0
02:15	0	1	1	0	0	0	0	0	0	0	0	0	0	2
02:30	0	0	0	0	0	0	0	0	0	0	0	0	0	0
02:45	0	0	0	0	0	0	0	0	0	0	0	0	0	0
03:00	0	0	0	0	0	0	0	0	0	0	0	0	0	0
03:15	0	0	0	0	0	0	0	0	0	0	0	0	0	0
03:30	0	0	0	0	0	0	1	0	0	0	0	0	0	1
03:45	0	0	0	0	0	0	0	0	0	0	0	0	0	0
04:00	0	0	0	0	0	0	0	0	0	0	0	0	0	0
04:15	0	0	0	0	0	0	0	0	0	0	0	0	0	0
04:30	0	0	0	0	0	0	0	0	0	0	0	0	0	0
04:45	0	1	0	0	0	0	0	0	0	0	0	0	0	1
05:00	0	0	0	1	0	0	0	0	0	0	0	0	0	1
05:15	0	0	0	1	0	0	0	0	0	0	0	0	0	1
05:30	0	0	0	1	0	0	0	0	0	0	0	0	0	1
05:45	0	0	0	0	0	1	0	0	0	0	0	0	0	1
06:00	0	0	0	1	3	1	0	0	0	0	0	0	0	5
06:15	0	0	1	2	1	1	0	0	0	0	0	0	0	5
06:30	0	0	1	2	0	1	0	0	0	0	0	0	0	4
06:45	0	0	1	1	0	0	0	0	0	0	0	0	0	2
07:00	0	1	0	2	0	0	0	0	0	0	0	0	0	3
07:15	0	0	1	0	1	0	0	0	0	0	0	0	0	2
07:30	0	2	1	0	2	1	0	0	0	0	0	0	0	6
07:45	1	1	5	4	1	0	0	0	0	0	0	0	0	12
08:00	0	0	0	4	1	1	0	0	0	0	0	0	0	6
08:15	0	0	2	0	2	0	0	0	0	0	0	0	0	4
08:30	1	0	2	2	1	0	0	0	0	0	0	0	0	6
08:45	0	2	0	1	0	0	0	0	0	0	0	0	0	3
09:00	0	1	1	1	1	0	0	0	0	0	0	0	0	4
09:15	0	0	0	1	0	0	0	0	0	0	0	0	0	1
09:30	0	0	1	1	0	0	0	0	0	0	0	0	0	2
09:45	0	1	2	1	1	0	0	0	0	0	0	0	0	5
10:00	0	0	0	0	1	1	0	0	0	0	0	0	0	2
10:15	0	0	1	2	0	2	0	0	0	0	0	0	0	5
10:30	0	0	1	1	1	1	0	0	0	0	0	0	0	4
10:45	0	1	1	0	0	0	0	0	0	0	0	0	0	2
11:00	0	1	1	4	1	0	0	0	0	0	0	0	0	7
11:15	0	1	2	1	0	1	0	0	0	0	0	0	0	5
11:30	0	1	2	6	0	0	0	0	0	0	0	0	0	9
11:45	0	1	1	0	0	0	0	0	0	0	0	0	0	2
12:00 PM	0	0	4	5	2	0	0	0	0	0	0	0	0	11
12:15	0	1	2	3	1	1	0	0	0	0	0	0	0	8
12:30	2	0	0	4	1	0	0	0	0	0	0	0	0	7
12:45	0	0	1	2	1	0	0	0	0	0	0	0	0	4
13:00	0	4	1	3	0	0	0	0	0	0	0	0	0	8
13:15	1	0	1	4	1	0	0	0	0	0	0	0	0	7
13:30	0	0	2	4	1	1	0	0	0	0	0	0	0	8
13:45	0	0	0	4	0	0	0	0	0	0	0	0	0	4
14:00	1	0	0	5	0	0	0	0	0	0	0	0	0	6
14:15	1	2	1	2	1	2	0	0	0	0	0	0	0	9
14:30	0	2	1	3	2	1	0	0	0	0	0	0	0	9
14:45	2	2	2	1	2	0	0	0	0	0	0	0	0	9
15:00	1	0	9	11	3	0	0	0	0	0	0	0	0	24
15:15	0	1	1	2	0	0	0	0	0	0	0	0	0	4
15:30	0	0	1	3	2	1	0	0	0	0	0	0	0	7
15:45	0	1	2	3	1	1	0	0	0	0	0	0	0	8
16:00	0	0	0	3	4	0	0	0	0	0	0	0	0	7
16:15	0	0	0	3	2	0	0	0	0	0	0	0	0	5
16:30	0	0	0	3	3	2	0	0	0	0	0	0	0	8
16:45	1	0	0	0	1	0	0	0	0	0	0	0	0	2
17:00	0	2	0	1	2	1	0	0	0	0	0	0	0	6
17:15	1	1	2	0	0	0	0	0	0	0	0	0	0	4
17:30	0	2	2	4	1	0	0	0	0	0	0	0	0	9
17:45	0	0	4	1	3	0	0	0	0	0	0	0	0	8
18:00	0	1	1	1	0	0	0	0	0	0	0	0	0	3
18:15	0	0	1	1	0	1	0	0	0	0	0	0	0	3
18:30	1	1	1	0	0	0	0	0	0	0	0	0	0	3
18:45	1	0	2	3	1	0	0	0	0	0	0	0	0	7
19:00	1	0	0	1	1	0	0	0	0	0	0	0	0	3
19:15	0	0	2	2	0	1	0	0	0	0	0	0	0	5
19:30	0	0	0	3	1	0	0	0	0	0	0	0	0	4
19:45	0	0	3	2	1	0	0	0	0	0	0	0	0	6
20:00	0	0	0	4	0	0	0	0	0	0	0	0	0	4
20:15	1	1	0	1	0	1	0	0	0	0	0	0	0	4
20:30	0	0	0	0	1	1	0	0	0	0	0	0	0	2
20:45	0	0	1	2	1	0	0	0	0	0	0	0	0	4
21:00	1	0	0	0	0	0	0	0	0	0	0	0	0	1
21:15	0	0	1	1	0	0	0	0	0	0	0	0	0	2
21:30	0	0	2	0	1	0	0	0	0	0	0	0	0	3
21:45	0	0	0	1	1	0	0	0	0	0	0	0	0	2
22:00	0	0	0	0	0	0	0	0	0	0	0	0	0	0
22:15	0	0	0	0	0	0	0	0	0	0	0	0	0	0
22:30	0	0	0	0	0	0	0	0	0	0	0	0	0	0
22:45	0	0	0	0	0	0	0	0	0	0	0	0	0	0
23:00	0	0	1	1	0	0	0	0	0	0	0	0	0	2
23:15	0	0	1	0	0	0	0	0	0	0	0	0	0	1
23:30	0	0	0	2	0	0	0	0	0	0	0	0	0	2
23:45	0	0	0	0	0	0	0	0	0	0	0	0	0	0
Totals	17	36	80	139	59	25	1							357
% of Totals	5%	10%	22%	39%	17%	7%	0%							100%

AM Volumes	2	15	28	40	17	11	1	0	0	0	0	0	0	114
% AM	1%	4%	8%	11%	5%	3%	0%							32%
AM Peak Hour	07:45	07:00	07:45	11:30	07:30	05:45	02:45							11:30
Volume	2	4	9	14	6	4	1							30
PM Volumes	15	21	52	99	42	14	0	0	0	0	0	0	0	243
% PM	4%	6%	15%	28%	12%	4%								68%
PM Peak Hour	14:00	14:00	14:15	15:00	15:45	13:30								14:15
Volume	4	6	13	19	10	3								51

Directional Peak Periods	AM 7-9			NOON 12-2			PM 4-6			Off Peak Volumes		
All Classes	Volume	⟷	%	Volume	⟷	%	Volume	⟷	%	Volume	⟷	%
	42		12%	57		16%	49		14%	209		59%

Street Name	Direction	Percentiles					
		15th	50th	Average	85th	95th	ADT
S Beachwood Dr	North Bound	19	25	25	32	35	369
S Beachwood Dr	South Bound	20	27	26	33	37	357

Prepared by National Data & Surveying Services

SPEED

S Beachwood Dr Bet. W Oak St. & W Alameda Ave

Day: Wednesday
Date: 1/19/2022

City: Burbank
Project #: CA22_020022_022

Summary

Time	< 15	15 - 19	20 - 24	25 - 29	30 - 34	35 - 39	40 - 44	45 - 49	50 - 54	55 - 59	60 - 64	65 - 69	70 +	Total
00:00 AM	0	0	0	0	0	0	0	0	0	0	0	0	0	0
00:15	0	0	1	0	0	0	0	0	0	0	0	0	0	1
00:30	0	0	0	0	0	0	0	0	0	0	0	0	0	0
00:45	0	0	0	0	0	0	0	0	0	0	0	0	0	0
01:00	0	0	0	0	0	0	0	0	0	0	0	0	0	0
01:15	0	0	0	0	0	0	0	0	0	0	0	0	0	0
01:30	0	0	0	0	0	0	0	0	0	0	0	0	0	0
01:45	0	0	0	0	0	0	0	0	0	0	0	0	0	0
02:00	0	0	0	0	0	0	0	0	0	0	0	0	0	0
02:15	0	1	2	0	0	0	0	0	0	0	0	0	0	3
02:30	0	0	0	0	0	0	0	0	0	0	0	0	0	0
02:45	0	0	0	0	0	0	0	0	0	0	0	0	0	0
03:00	0	0	0	0	0	0	0	0	0	0	0	0	0	0
03:15	0	0	0	0	1	0	0	0	0	0	0	0	0	1
03:30	0	0	0	0	0	0	1	0	0	0	0	0	0	1
03:45	0	0	0	0	0	0	0	0	0	0	0	0	0	0
04:00	0	0	0	0	0	0	0	0	0	0	0	0	0	0
04:15	0	0	0	0	0	0	0	0	0	0	0	0	0	0
04:30	0	0	0	0	0	0	0	0	0	0	0	0	0	0
04:45	0	1	0	0	0	0	0	0	0	0	0	0	0	1
05:00	0	0	0	1	0	0	0	0	0	0	0	0	0	1
05:15	0	0	0	1	1	0	0	0	0	0	0	0	0	2
05:30	0	0	0	1	0	0	1	0	0	0	0	0	0	2
05:45	0	1	0	0	1	1	0	0	0	0	0	0	0	3
06:00	0	0	1	1	3	1	0	0	0	0	0	0	0	6
06:15	0	0	3	2	2	1	0	0	0	0	0	0	0	8
06:30	1	0	1	3	0	1	0	0	0	0	0	0	0	6
06:45	0	0	1	2	0	0	0	0	0	0	0	0	0	3
07:00	0	1	1	2	1	0	0	0	0	0	0	0	0	5
07:15	0	0	2	0	1	0	0	0	0	0	0	0	0	3
07:30	0	3	3	2	3	1	0	0	0	0	0	0	0	12
07:45	1	2	9	6	2	1	0	0	0	0	0	0	0	21
08:00	2	0	4	6	1	1	0	0	0	0	0	0	0	14
08:15	0	1	3	3	3	0	0	0	0	0	0	0	0	10
08:30	1	0	4	4	1	0	0	0	0	0	0	0	0	10
08:45	0	2	3	2	0	0	0	0	0	0	0	0	0	7
09:00	0	1	2	3	2	0	0	0	0	0	0	0	0	8
09:15	0	0	1	1	1	0	0	0	0	0	0	0	0	3
09:30	0	3	2	2	1	0	0	0	0	0	0	0	0	8
09:45	0	4	3	3	1	0	0	0	0	0	0	0	0	11
10:00	1	1	2	3	2	1	0	0	0	0	0	0	0	10
10:15	0	0	3	4	1	2	0	0	0	0	0	0	0	10
10:30	1	0	3	7	1	1	0	0	0	0	0	0	0	13
10:45	0	1	4	2	1	1	0	0	0	0	0	0	0	9
11:00	0	2	3	5	1	0	0	0	0	0	0	0	0	11
11:15	0	1	3	1	2	1	0	0	0	0	0	0	0	8
11:30	0	2	3	6	2	0	0	0	0	0	0	0	0	13
11:45	0	1	6	2	0	1	1	0	0	0	0	0	0	11
12:00 PM	0	0	7	7	2	0	0	0	0	0	0	0	0	16
12:15	0	1	5	4	3	3	0	0	0	0	0	0	0	16
12:30	2	0	1	5	5	0	0	0	0	0	0	0	0	13
12:45	1	3	4	3	2	0	1	0	0	0	0	0	0	14
13:00	0	4	1	5	1	0	0	0	0	0	0	0	0	11
13:15	1	0	3	8	1	1	0	0	0	0	0	0	0	14
13:30	0	0	3	6	4	1	0	0	0	0	0	0	0	14
13:45	0	0	5	7	3	0	0	0	0	0	0	0	0	15
14:00	2	0	2	6	0	0	0	0	0	0	0	0	0	10
14:15	3	7	3	7	3	2	0	0	0	0	0	0	0	25
14:30	0	6	6	3	2	1	0	0	0	0	0	0	0	18
14:45	2	6	5	7	6	0	0	0	0	0	0	0	0	26
15:00	2	1	14	15	5	0	0	0	0	0	0	0	0	37
15:15	1	1	4	6	2	0	0	0	0	0	0	0	0	14
15:30	0	0	4	4	3	1	0	0	0	0	0	0	0	12
15:45	0	1	4	6	2	1	0	0	0	0	0	0	0	14
16:00	0	0	2	6	5	1	0	0	0	0	0	0	0	14
16:15	1	0	3	5	4	0	0	0	0	0	0	0	0	13
16:30	0	0	1	6	3	2	0	0	0	0	0	0	0	12
16:45	1	1	1	1	3	0	0	0	0	0	0	0	0	7
17:00	1	2	0	1	2	1	0	0	0	0	0	0	0	7
17:15	2	3	4	1	1	0	0	0	0	0	0	0	0	11
17:30	0	3	3	7	2	0	0	0	0	0	0	0	0	15
17:45	1	1	8	1	7	0	0	0	0	0	0	0	0	18
18:00	0	1	2	2	1	0	0	0	0	0	0	0	0	6
18:15	0	1	4	3	1	1	0	0	0	0	0	0	0	10
18:30	1	2	5	1	0	0	0	0	0	0	0	0	0	9
18:45	2	0	3	5	1	0	0	0	0	0	0	0	0	11
19:00	1	1	1	3	2	0	0	0	0	0	0	0	0	8
19:15	0	0	5	2	0	1	0	0	0	0	0	0	0	8
19:30	0	0	4	4	3	0	0	0	0	0	0	0	0	11
19:45	1	1	4	2	2	0	0	0	0	0	0	0	0	10
20:00	0	0	2	4	0	0	0	0	0	0	0	0	0	6
20:15	1	2	0	2	0	1	0	0	0	0	0	0	0	6
20:30	1	0	0	1	2	1	0	0	0	0	0	0	0	5
20:45	0	0	1	2	3	1	1	0	0	0	0	0	0	8
21:00	1	1	0	0	1	0	0	0	0	0	0	0	0	3
21:15	0	0	1	2	0	0	0	0	0	0	0	0	0	3
21:30	0	1	2	0	1	0	0	0	0	0	0	0	0	4
21:45	0	0	1	1	2	0	0	0	0	0	0	0	0	4
22:00	0	0	2	0	0	0	0	0	0	0	0	0	0	2
22:15	0	0	0	1	0	0	0	0	0	0	0	0	0	1
22:30	0	0	0	0	0	0	0	0	0	0	0	0	0	0
22:45	0	0	0	0	0	0	0	0	0	0	0	0	0	0
23:00	0	0	1	1	0	0	0	0	0	0	0	0	0	2
23:15	0	0	2	1	0	0	0	0	0	0	0	0	0	3
23:30	0	0	1	3	0	0	0	0	0	0	0	0	0	4
23:45	0	0	1	0	0	0	0	0	0	0	0	0	0	1
Totals	35	78	203	242	125	33	5							725
% of Totals	5%	11%	29%	33%	17%	5%	1%							100%

AM Volumes	7	28	73	75	35	14	3	0	0	0	0	0	0	235
% AM	1%	4%	10%	10%	5%	2%	0%							32%
AM Peak Hour	07:45	09:00	11:30	07:45	11:45	10:00	02:45							07:30
Volume	4	8	21	19	10	5	1							57
PM Volumes	28	50	135	167	90	19	2	0	0	0	0	0	0	491
% PM	4%	7%	19%	23%	12%	3%	0%							68%
PM Peak Hour	14:00	14:15	14:30	14:15	14:15	15:45	12:00							14:15
Volume	7	20	29	32	16	4	1							106

Directional Peak Periods	AM 7-9			NOON 12-2			PM 4-6			Off Peak Volumes		
All Classes	Volume	⟷	%	Volume	⟷	%	Volume	⟷	%	Volume	⟷	%
	82	⟷	11%	113	⟷	16%	97	⟷	13%	434	⟷	60%

Street Name	Direction	Percentiles					
		15th	50th	Average	85th	95th	ADT
S Beachwood Dr	Summary	20	26	26	32	35	726

Prepared by National Data & Surveying Services

SPEED

S Beachwood Dr Bet. W Oak St. & W Alameda Ave

Day: Wednesday
Date: 1/19/2022

City: Burbank
Project #: CA22_020022_022n

North Bound

Time	< 15	15 - 19	20 - 24	25 - 29	30 - 34	35 - 39	40 - 44	45 - 49	50 - 54	55 - 59	60 - 64	65 - 69	70 +	Total
00:00 AM	0	0	1	0	0	0	0	0	0	0	0	0	0	1
01:00	0	0	0	0	0	0	0	0	0	0	0	0	0	0
02:00	0	0	1	0	0	0	0	0	0	0	0	0	0	1
03:00	0	0	0	0	1	0	0	0	0	0	0	0	0	1
04:00	0	0	0	0	0	0	0	0	0	0	0	0	0	0
05:00	0	1	0	0	2	0	1	0	0	0	0	0	0	4
06:00	1	0	3	2	1	0	0	0	0	0	0	0	0	7
07:00	0	2	8	4	3	1	0	0	0	0	0	0	0	18
08:00	2	1	10	8	1	0	0	0	0	0	0	0	0	22
09:00	0	6	4	5	3	0	0	0	0	0	0	0	0	18
10:00	2	1	9	13	3	1	0	0	0	0	0	0	0	29
11:00	0	2	9	3	4	1	1	0	0	0	0	0	0	20
12:00 PM	1	3	10	5	7	2	1	0	0	0	0	0	0	29
13:00	0	0	8	11	7	1	0	0	0	0	0	0	0	27
14:00	3	13	12	12	6	0	0	0	0	0	0	0	0	46
15:00	2	1	13	12	6	0	0	0	0	0	0	0	0	34
16:00	1	1	7	9	5	1	0	0	0	0	0	0	0	24
17:00	3	4	7	4	6	0	0	0	0	0	0	0	0	24
18:00	1	2	9	6	2	0	0	0	0	0	0	0	0	20
19:00	1	2	9	3	4	0	0	0	0	0	0	0	0	19
20:00	1	1	2	2	3	1	1	0	0	0	0	0	0	11
21:00	0	2	1	1	2	0	0	0	0	0	0	0	0	6
22:00	0	0	2	1	0	0	0	0	0	0	0	0	0	3
23:00	0	0	3	2	0	0	0	0	0	0	0	0	0	5
Totals	18	42	128	103	66	8	4							369
% of Totals	5%	11%	35%	28%	18%	2%	1%							100%

AM Volumes	5	13	45	35	18	3	2	0	0	0	0	0	0	121
% AM	1%	4%	12%	9%	5%	1%	1%							33%
AM Peak Hour	08:00	09:00	08:00	10:00	11:00	07:00	05:00							10:00
Volume	2	6	10	13	4	1	1							29
PM Volumes	13	29	83	68	48	5	2	0	0	0	0	0	0	248
% PM	4%	8%	22%	18%	13%	1%	1%							67%
PM Peak Hour	14:00	14:00	15:00	14:00	12:00	12:00	12:00							14:00
Volume	3	13	13	12	7	2	1							46

Directional Peak Periods	AM 7-9			NOON 12-2			PM 4-6			Off Peak Volumes		
All Speeds	Volume		%	Volume		%	Volume		%	Volume		%
	40	↔	11%	56	↔	15%	48	↔	13%	225	↔	61%

Street Name	Direction	Percentiles					
		15th	50th	Average	85th	95th	ADT
S Beachwood Dr	North Bound	19	25	25	32	35	369
S Beachwood Dr	South Bound	20	27	26	33	37	357

Prepared by National Data & Surveying Services

SPEED

S Beachwood Dr Bet. W Oak St. & W Alameda Ave

Day: Wednesday
Date: 1/19/2022

City: Burbank
Project #: CA22_020022_022s

South Bound

Time	< 15	15 - 19	20 - 24	25 - 29	30 - 34	35 - 39	40 - 44	45 - 49	50 - 54	55 - 59	60 - 64	65 - 69	70 +	Total
00:00 AM	0	0	0	0	0	0	0	0	0	0	0	0	0	0
01:00	0	0	0	0	0	0	0	0	0	0	0	0	0	0
02:00	0	1	1	0	0	0	0	0	0	0	0	0	0	2
03:00	0	0	0	0	0	0	1	0	0	0	0	0	0	1
04:00	0	1	0	0	0	0	0	0	0	0	0	0	0	1
05:00	0	0	0	3	0	1	0	0	0	0	0	0	0	4
06:00	0	0	3	6	4	3	0	0	0	0	0	0	0	16
07:00	1	4	7	6	4	1	0	0	0	0	0	0	0	23
08:00	1	2	4	7	4	1	0	0	0	0	0	0	0	19
09:00	0	2	4	4	2	0	0	0	0	0	0	0	0	12
10:00	0	1	3	3	2	4	0	0	0	0	0	0	0	13
11:00	0	4	6	11	1	1	0	0	0	0	0	0	0	23
12:00 PM	2	1	7	14	5	1	0	0	0	0	0	0	0	30
13:00	1	4	4	15	2	1	0	0	0	0	0	0	0	27
14:00	4	6	4	11	5	3	0	0	0	0	0	0	0	33
15:00	1	2	13	19	6	2	0	0	0	0	0	0	0	43
16:00	1	0	0	9	10	2	0	0	0	0	0	0	0	22
17:00	1	5	8	6	6	1	0	0	0	0	0	0	0	27
18:00	2	2	5	5	1	1	0	0	0	0	0	0	0	16
19:00	1	0	5	8	3	1	0	0	0	0	0	0	0	18
20:00	1	1	1	7	2	2	0	0	0	0	0	0	0	14
21:00	1	0	3	2	2	0	0	0	0	0	0	0	0	8
22:00	0	0	0	0	0	0	0	0	0	0	0	0	0	0
23:00	0	0	2	3	0	0	0	0	0	0	0	0	0	5
Totals	17	36	80	139	59	25	1							357
% of Totals	5%	10%	22%	39%	17%	7%	0%							100%

AM Volumes	2	15	28	40	17	11	1	0	0	0	0	0	0	114
% AM	1%	4%	8%	11%	5%	3%	0%							32%
AM Peak Hour	07:00	07:00	07:00	11:00	06:00	10:00	03:00							07:00
Volume	1	4	7	11	4	4	1							23
PM Volumes	15	21	52	99	42	14	0	0	0	0	0	0	0	243
% PM	4%	6%	15%	28%	12%	4%								68%
PM Peak Hour	14:00	14:00	15:00	15:00	16:00	14:00								15:00
Volume	4	6	13	19	10	3								43

Directional Peak Periods	AM 7-9			NOON 12-2			PM 4-6			Off Peak Volumes		
All Speeds	Volume		%	Volume		%	Volume		%	Volume		%
	42	↔	12%	57	↔	16%	49	↔	14%	209	↔	59%

Street Name	Direction	Percentiles					
		15th	50th	Average	85th	95th	ADT
S Beachwood Dr	North Bound	19	25	25	32	35	369
S Beachwood Dr	South Bound	20	27	26	33	37	357

Prepared by National Data & Surveying Services

SPEED

S Beachwood Dr Bet. W Oak St. & W Alameda Ave

Day: Wednesday
Date: 1/19/2022

City: Burbank
Project #: CA22_020022_022

Summary

Time	< 15	15 - 19	20 - 24	25 - 29	30 - 34	35 - 39	40 - 44	45 - 49	50 - 54	55 - 59	60 - 64	65 - 69	70 +	Total
00:00 AM	0	0	1	0	0	0	0	0	0	0	0	0	0	1
01:00	0	0	0	0	0	0	0	0	0	0	0	0	0	0
02:00	0	1	2	0	0	0	0	0	0	0	0	0	0	3
03:00	0	0	0	0	1	0	1	0	0	0	0	0	0	2
04:00	0	1	0	0	0	0	0	0	0	0	0	0	0	1
05:00	0	1	0	3	2	1	1	0	0	0	0	0	0	8
06:00	1	0	6	8	5	3	0	0	0	0	0	0	0	23
07:00	1	6	15	10	7	2	0	0	0	0	0	0	0	41
08:00	3	3	14	15	5	1	0	0	0	0	0	0	0	41
09:00	0	8	8	9	5	0	0	0	0	0	0	0	0	30
10:00	2	2	12	16	5	5	0	0	0	0	0	0	0	42
11:00	0	6	15	14	5	2	1	0	0	0	0	0	0	43
12:00 PM	3	4	17	19	12	3	1	0	0	0	0	0	0	59
13:00	1	4	12	26	9	2	0	0	0	0	0	0	0	54
14:00	7	19	16	23	11	3	0	0	0	0	0	0	0	79
15:00	3	3	26	31	12	2	0	0	0	0	0	0	0	77
16:00	2	1	7	18	15	3	0	0	0	0	0	0	0	46
17:00	4	9	15	10	12	1	0	0	0	0	0	0	0	51
18:00	3	4	14	11	3	1	0	0	0	0	0	0	0	36
19:00	2	2	14	11	7	1	0	0	0	0	0	0	0	37
20:00	2	2	3	9	5	3	1	0	0	0	0	0	0	25
21:00	1	2	4	3	4	0	0	0	0	0	0	0	0	14
22:00	0	0	2	1	0	0	0	0	0	0	0	0	0	3
23:00	0	0	5	5	0	0	0	0	0	0	0	0	0	10
Totals	35	78	208	242	125	33	5							726
% of Totals	5%	11%	29%	33%	17%	5%	1%							100%

AM Volumes	7	28	73	75	35	14	3	0	0	0	0	0	0	235
% AM	1%	4%	10%	10%	5%	2%	0%							32%
AM Peak Hour	08:00	09:00	07:00	10:00	07:00	10:00	03:00							11:00
Volume	3	8	15	16	7	5	1							43
PM Volumes	28	50	135	167	90	19	2	0	0	0	0	0	0	491
% PM	4%	7%	19%	23%	12%	3%	0%							68%
PM Peak Hour	14:00	14:00	15:00	15:00	16:00	12:00	12:00							14:00
Volume	7	19	26	31	15	3	1							79

Directional Peak Periods	AM 7-9			NOON 12-2			PM 4-6			Off Peak Volumes		
All Speeds	Volume		%	Volume		%	Volume		%	Volume		%
	82	↔	11%	113	↔	16%	97	↔	13%	434	↔	60%

Street Name	Direction	Percentiles					
		15th	50th	Average	85th	95th	ADT
S Beachwood Dr	Summary	20	26	26	32	35	726

Prepared by NDS/ATD

Prepared by National Data & Surveying Services

VOLUME

S Beachwood Dr Bet. W Oak St. & W Alameda Ave

Day: Wednesday
Date: 1/19/2022

City: Burbank
Project #: CA22_020022_022

DAILY TOTALS	NB	SB	EB	WB	Total
	369	357	0	0	726

AM Period	NB		SB		EB	WB	TOTAL		PM Period	NB		SB		EB	WB	TOTAL	
00:00	0		0		0	0			12:00	5		11		0	0	16	
00:15	1		0		0	0	1		12:15	8		8		0	0	16	
00:30	0		0		0	0			12:30	6		7		0	0	13	
00:45	0	1	0		0	0		1	12:45	10	29	4	30	0	0	14	59
01:00	0		0		0	0			13:00	3		8		0	0	11	
01:15	0		0		0	0			13:15	7		7		0	0	14	
01:30	0		0		0	0			13:30	6		8		0	0	14	
01:45	0		0		0	0			13:45	11	27	4	27	0	0	15	54
02:00	0		0		0	0			14:00	4		6		0	0	10	
02:15	1		2		0	0	3		14:15	16		9		0	0	25	
02:30	0		0		0	0			14:30	9		9		0	0	18	
02:45	0	1	0	2	0	0		3	14:45	17	46	9	33	0	0	26	79
03:00	0		0		0	0			15:00	13		24		0	0	37	
03:15	1		0		0	0	1		15:15	10		4		0	0	14	
03:30	0		1		0	0	1		15:30	5		7		0	0	12	
03:45	0	1	0	1	0	0		2	15:45	6	34	8	43	0	0	14	77
04:00	0		0		0	0			16:00	7		7		0	0	14	
04:15	0		0		0	0			16:15	8		5		0	0	13	
04:30	0		0		0	0			16:30	4		8		0	0	12	
04:45	0		1	1	0	0	1	1	16:45	5	24	2	22	0	0	7	46
05:00	0		1		0	0	1		17:00	1		6		0	0	7	
05:15	1		1		0	0	2		17:15	7		4		0	0	11	
05:30	1		1		0	0	2		17:30	6		9		0	0	15	
05:45	2	4	1	4	0	0	3	8	17:45	10	24	8	27	0	0	18	51
06:00	1		5		0	0	6		18:00	3		3		0	0	6	
06:15	3		5		0	0	8		18:15	7		3		0	0	10	
06:30	2		4		0	0	6		18:30	6		3		0	0	9	
06:45	1	7	2	16	0	0	3	23	18:45	4	20	7	16	0	0	11	36
07:00	2		3		0	0	5		19:00	5		3		0	0	8	
07:15	1		2		0	0	3		19:15	3		5		0	0	8	
07:30	6		6		0	0	12		19:30	7		4		0	0	11	
07:45	9	18	12	23	0	0	21	41	19:45	4	19	6	18	0	0	10	37
08:00	8		6		0	0	14		20:00	2		4		0	0	6	
08:15	6		4		0	0	10		20:15	2		4		0	0	6	
08:30	4		6		0	0	10		20:30	3		2		0	0	5	
08:45	4	22	3	19	0	0	7	41	20:45	4	11	4	14	0	0	8	25
09:00	4		4		0	0	8		21:00	2		1		0	0	3	
09:15	2		1		0	0	3		21:15	1		2		0	0	3	
09:30	6		2		0	0	8		21:30	1		3		0	0	4	
09:45	6	18	5	12	0	0	11	30	21:45	2	6	2	8	0	0	4	14
10:00	8		2		0	0	10		22:00	2		0		0	0	2	
10:15	5		5		0	0	10		22:15	1		0		0	0	1	
10:30	9		4		0	0	13		22:30	0		0		0	0		
10:45	7	29	2	13	0	0	9	42	22:45	0	3	0		0	0		3
11:00	4		7		0	0	11		23:00	0		2		0	0	2	
11:15	3		5		0	0	8		23:15	2		1		0	0	3	
11:30	4		9		0	0	13		23:30	2		2		0	0	4	
11:45	9	20	2	23	0	0	11	43	23:45	1	5	0	5	0	0	1	10
TOTALS		121		114				235	TOTALS		248		243				491
SPLIT %		51.5%		48.5%				32.4%	SPLIT %		50.5%		49.5%				67.6%

DAILY TOTALS	NB	SB	EB	WB	Total
	369	357	0	0	726

AM Peak Hour	07:30	11:30			07:30	PM Peak Hour	14:15	14:15			14:15
AM Pk Volume	29	30			57	PM Pk Volume	55	51			106
Pk Hr Factor	0.806	0.682			0.679	Pk Hr Factor	0.809	0.531			0.716
7 - 9 Volume	40	42	0	0	82	4 - 6 Volume	48	49	0	0	97
7 - 9 Peak Hour	07:30	07:30			07:30	4 - 6 Peak Hour	16:00	17:00			17:00
7 - 9 Pk Volume	29	28	0	0	57	4 - 6 Pk Volume	24	27	0	0	51
Pk Hr Factor	0.806	0.583	0.000	0.000	0.679	Pk Hr Factor	0.750	0.750	0.000	0.000	0.708

Prepared by NDS/ATD

Project #: CA22_020022_022 **City:** Burbank

Location: S Beachwood Dr Bet. W Oak St. & W **Date:** 1/19/2022

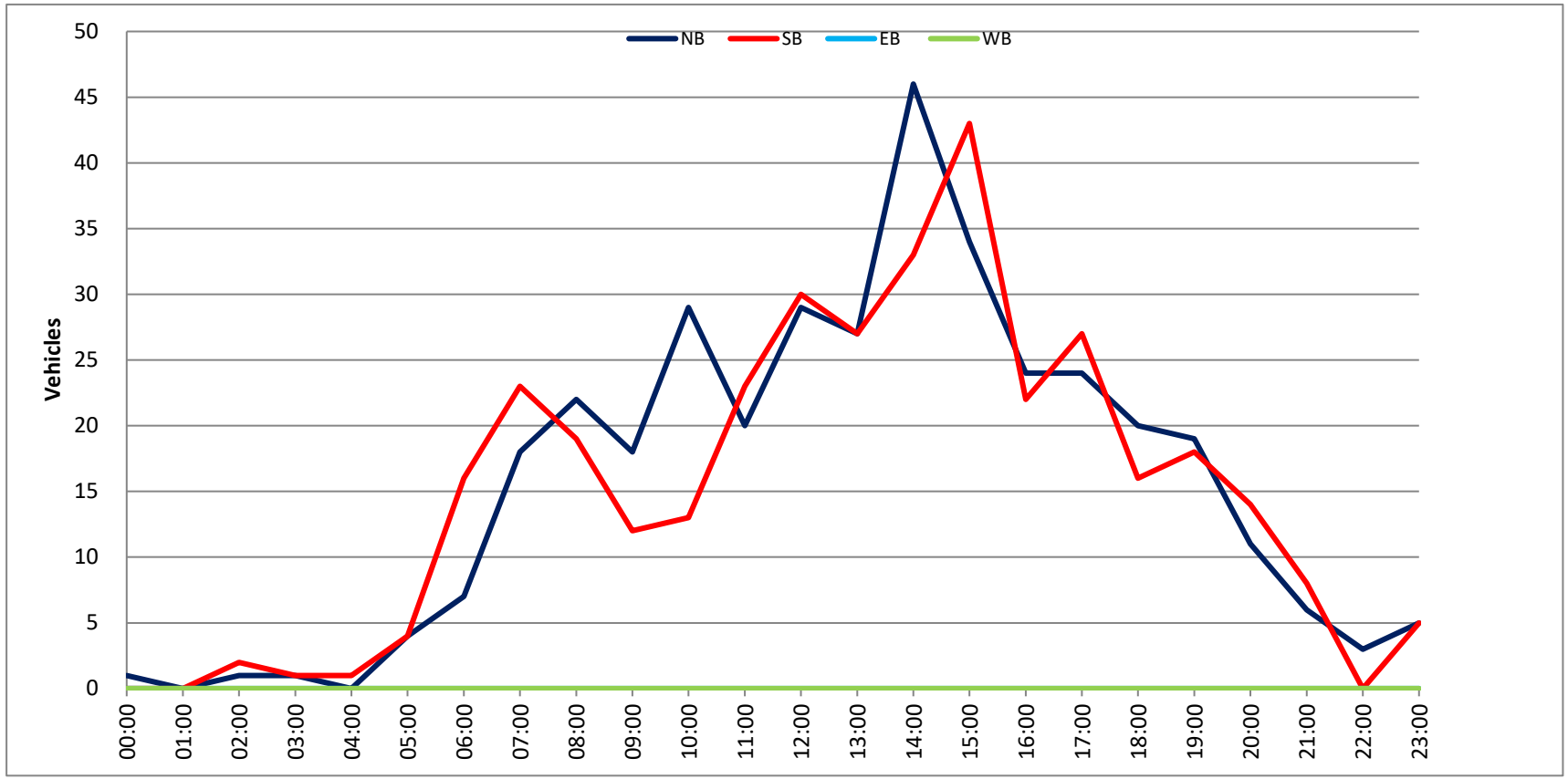

Prepared by National Data & Surveying Services

SPEED

S Beachwood Dr Bet. W Oak St. & W Alameda Ave

Day: Thursday
Date: 1/20/2022

City: Burbank
Project #: CA22_020022_022n

North Bound

Time	< 15	15 - 19	20 - 24	25 - 29	30 - 34	35 - 39	40 - 44	45 - 49	50 - 54	55 - 59	60 - 64	65 - 69	70 +	Total
00:00 AM	0	0	0	0	0	0	0	0	0	0	0	0	0	0
00:15	0	0	0	0	0	0	0	0	0	0	0	0	0	0
00:30	0	0	0	0	0	0	0	0	0	0	0	0	0	0
00:45	0	0	0	0	0	0	0	0	0	0	0	0	0	0
01:00	0	0	0	0	0	0	0	0	0	0	0	0	0	0
01:15	0	0	0	0	0	0	0	0	0	0	0	0	0	0
01:30	0	0	0	0	0	0	0	0	0	0	0	0	0	0
01:45	0	0	0	0	0	0	0	0	0	0	0	0	0	0
02:00	0	0	0	0	0	0	1	0	0	0	0	0	0	1
02:15	0	0	0	0	0	0	0	0	0	0	0	0	0	0
02:30	0	0	0	0	0	0	0	0	0	0	0	0	0	0
02:45	0	0	1	0	0	0	0	0	0	0	0	0	0	1
03:00	0	0	0	0	0	0	0	0	0	0	0	0	0	0
03:15	0	0	0	0	0	0	0	0	0	0	0	0	0	0
03:30	0	0	0	0	0	0	0	0	0	0	0	0	0	0
03:45	0	0	0	0	0	0	0	0	0	0	0	0	0	0
04:00	0	0	0	0	0	0	0	0	0	0	0	0	0	0
04:15	0	0	0	0	0	0	0	0	0	0	0	0	0	0
04:30	0	0	0	1	0	0	0	0	0	0	0	0	0	1
04:45	0	0	0	0	0	0	0	0	0	0	0	0	0	0
05:00	0	0	0	0	0	0	0	0	0	0	0	0	0	0
05:15	0	0	0	0	0	0	0	0	0	0	0	0	0	0
05:30	0	0	0	0	0	0	0	0	0	0	0	0	0	0
05:45	1	0	1	1	0	0	0	0	0	0	0	0	0	3
06:00	0	0	0	1	0	0	0	0	0	0	0	0	0	1
06:15	0	0	1	0	1	0	0	0	0	0	0	0	0	2
06:30	0	0	2	1	0	0	0	0	0	0	0	0	0	3
06:45	1	0	0	0	0	0	0	0	0	0	0	0	0	1
07:00	0	0	1	0	0	0	0	0	0	0	0	0	0	1
07:15	0	1	1	1	0	1	0	0	0	0	0	0	0	4
07:30	1	1	2	4	1	0	0	0	0	0	0	0	0	9
07:45	0	1	7	6	1	1	0	0	0	0	0	0	0	16
08:00	1	0	3	3	0	0	0	0	0	0	0	0	0	7
08:15	1	1	1	1	0	0	0	0	0	0	0	0	0	4
08:30	0	1	3	1	0	0	0	0	0	0	0	0	0	5
08:45	0	1	2	1	1	1	0	0	0	0	0	0	0	6
09:00	1	0	2	3	1	0	0	0	0	0	0	0	0	7
09:15	0	1	0	3	0	0	0	0	0	0	0	0	0	4
09:30	0	0	1	0	0	2	0	0	0	0	0	0	0	3
09:45	1	0	0	1	0	0	0	0	0	0	0	0	0	2
10:00	1	0	2	2	2	0	0	0	0	0	0	0	0	7
10:15	0	0	4	2	0	0	1	0	0	0	0	0	0	7
10:30	0	0	2	3	0	0	0	0	0	0	0	0	0	5
10:45	0	1	3	1	2	0	0	0	0	0	0	0	0	7
11:00	1	1	3	4	1	1	0	0	0	0	0	0	0	11
11:15	0	0	1	2	1	1	0	0	0	0	0	0	0	5
11:30	1	0	3	1	0	0	0	0	0	0	0	0	0	5
11:45	0	0	1	1	2	2	0	0	0	0	0	0	0	6
12:00 PM	1	0	2	3	0	0	1	0	0	0	0	0	0	7
12:15	0	1	1	4	1	1	0	0	0	0	0	0	0	8
12:30	0	1	1	1	2	0	0	0	0	0	0	0	0	5
12:45	0	0	1	5	4	1	0	0	0	0	0	0	0	11
13:00	0	1	2	3	1	0	0	0	0	0	0	0	0	7
13:15	0	0	0	1	0	0	0	0	0	0	0	0	0	1
13:30	1	1	3	2	0	0	0	0	0	0	0	0	0	7
13:45	1	0	2	0	3	0	0	0	0	0	0	0	0	6
14:00	0	2	3	1	0	2	1	0	0	0	0	0	0	9
14:15	0	0	3	0	3	0	0	0	0	0	0	0	0	6
14:30	0	2	2	2	1	1	0	0	0	0	0	0	0	8
14:45	1	0	3	2	1	1	0	0	0	0	0	0	0	8
15:00	0	0	7	6	0	1	0	0	0	0	0	0	0	14
15:15	0	1	4	6	4	1	0	0	0	0	0	0	0	16
15:30	0	0	0	6	1	1	0	0	0	0	0	0	0	8
15:45	0	1	1	3	1	0	0	0	0	0	0	0	0	6
16:00	0	1	1	3	6	0	0	0	0	0	0	0	0	11
16:15	0	0	3	0	1	1	0	0	0	0	0	0	0	5
16:30	1	2	3	3	0	0	0	0	0	0	0	0	0	9
16:45	0	2	0	1	2	0	0	0	0	0	0	0	0	5
17:00	0	1	1	1	0	0	0	0	0	0	0	0	0	3
17:15	1	1	2	1	0	0	0	0	0	0	0	0	0	5
17:30	0	0	2	3	1	0	0	0	0	0	0	0	0	6
17:45	0	1	4	0	0	0	0	0	0	0	0	0	0	5
18:00	1	2	2	2	0	0	0	0	0	0	0	0	0	7
18:15	0	1	0	2	3	0	0	0	0	0	0	0	0	6
18:30	0	1	3	4	3	1	0	0	0	0	0	0	0	12
18:45	0	0	2	1	1	0	0	0	0	0	0	0	0	4
19:00	0	1	2	1	0	0	0	0	0	0	0	0	0	4
19:15	0	0	0	1	1	0	0	0	0	0	0	0	0	2
19:30	0	1	1	0	0	0	0	0	0	0	0	0	0	2
19:45	0	0	2	0	0	0	0	0	0	0	0	0	0	2
20:00	0	0	0	1	1	1	0	0	0	0	0	0	0	3
20:15	0	2	1	0	0	0	0	0	0	0	0	0	0	3
20:30	0	0	2	0	0	0	0	0	0	0	0	0	0	2
20:45	0	1	1	1	0	0	0	0	0	0	0	0	0	3
21:00	1	0	0	0	0	0	0	0	0	0	0	0	0	1
21:15	0	0	1	1	0	0	0	0	0	0	0	0	0	2
21:30	0	0	0	0	0	0	0	0	0	0	0	0	0	0
21:45	0	0	0	1	0	0	0	0	0	0	0	0	0	1
22:00	0	0	1	2	0	0	0	0	0	0	0	0	0	3
22:15	0	1	0	0	0	0	0	0	0	0	0	0	0	1
22:30	0	0	0	1	0	0	0	0	0	0	0	0	0	1
22:45	1	0	0	1	1	0	0	0	0	0	0	0	0	3
23:00	0	1	1	0	0	0	0	0	0	0	0	0	0	2
23:15	0	0	0	0	0	0	0	0	0	0	0	0	0	0
23:30	0	0	0	0	0	0	0	0	0	0	0	0	0	0
23:45	0	0	0	0	1	0	0	0	0	0	0	0	0	1
Totals	19	38	117	120	56	21	4							375
% of Totals	5%	10%	31%	32%	15%	6%	1%							100%

AM Volumes	10	9	47	44	13	9	2	0	0	0	0	0	0	134
% AM	3%	2%	13%	12%	3%	2%	1%							36%
AM Peak Hour	07:30	07:00	07:45	07:15	11:45	11:00	01:15							07:15
Volume	3	3	14	14	5	4	1							36
PM Volumes	9	29	70	76	43	12	2	0	0	0	0	0	0	241
% PM	2%	8%	19%	20%	11%	3%	1%							64%
PM Peak Hour	13:00	16:30	14:30	15:00	15:15	14:00	12:00							14:30
Volume	2	6	16	21	12	4	1							46

Directional Peak Periods	AM 7-9			NOON 12-2			PM 4-6			Off Peak Volumes		
All Classes	Volume	⟷	%	Volume	⟷	%	Volume	⟷	%	Volume	⟷	%
	52	⟷	14%	52	⟷	14%	49	⟷	13%	222	⟷	59%

Street Name	Direction	Percentiles					
		15th	50th	Average	85th	95th	ADT
S Beachwood Dr	North Bound	20	26	26	32	36	375
S Beachwood Dr	South Bound	20	26	26	33	36	331

Prepared by National Data & Surveying Services

SPEED

S Beachwood Dr Bet. W Oak St. & W Alameda Ave

Day: Thursday
Date: 1/20/2022

City: Burbank
Project #: CA22_020022_022s

South Bound

Time	< 15	15 - 19	20 - 24	25 - 29	30 - 34	35 - 39	40 - 44	45 - 49	50 - 54	55 - 59	60 - 64	65 - 69	70 +	Total
00:00 AM	0	0	0	0	0	0	0	0	0	0	0	0	0	0
00:15	0	0	0	0	0	0	0	0	0	0	0	0	0	0
00:30	0	0	0	0	0	0	0	0	0	0	0	0	0	0
00:45	0	0	0	0	0	0	0	0	0	0	0	0	0	0
01:00	0	0	0	0	0	0	0	0	0	0	0	0	0	0
01:15	0	0	0	0	0	0	0	0	0	0	0	0	0	0
01:30	0	0	0	0	0	0	0	0	0	0	0	0	0	0
01:45	0	0	0	1	0	0	0	0	0	0	0	0	0	1
02:00	0	0	0	0	0	0	0	0	0	0	0	0	0	0
02:15	0	1	0	0	0	0	0	0	0	0	0	0	0	1
02:30	0	0	0	0	0	0	0	0	0	0	0	0	0	0
02:45	0	0	0	0	0	0	0	0	0	0	0	0	0	0
03:00	0	0	0	0	0	0	0	0	0	0	0	0	0	0
03:15	0	0	0	0	0	0	0	0	0	0	0	0	0	0
03:30	0	0	0	0	0	0	0	0	0	0	0	0	0	0
03:45	0	0	0	0	0	0	0	0	0	0	0	0	0	0
04:00	0	0	0	0	0	0	0	0	0	0	0	0	0	0
04:15	0	0	0	0	0	0	0	0	0	0	0	0	0	0
04:30	0	0	0	0	0	0	0	0	0	0	0	0	0	0
04:45	0	1	0	0	0	0	0	0	0	0	0	0	0	1
05:00	0	0	0	1	0	0	0	0	0	0	0	0	0	1
05:15	0	0	0	0	2	0	0	0	0	0	0	0	0	2
05:30	0	0	0	1	0	0	0	0	0	0	0	0	0	1
05:45	0	1	0	0	0	0	1	0	0	0	0	0	0	2
06:00	0	0	2	0	0	0	0	0	0	0	0	0	0	2
06:15	0	0	1	0	2	1	1	0	0	0	0	0	0	5
06:30	0	1	1	1	1	0	0	0	0	0	0	0	0	4
06:45	0	1	0	2	0	0	0	0	0	0	0	0	0	3
07:00	0	1	2	1	1	0	0	0	0	0	0	0	0	5
07:15	1	1	1	3	0	1	0	0	0	0	0	0	0	7
07:30	0	1	3	6	1	1	0	0	0	0	0	0	0	12
07:45	0	3	1	5	2	1	0	0	0	0	0	0	0	12
08:00	0	1	5	1	2	1	0	0	0	0	0	0	0	10
08:15	0	0	0	1	0	0	0	0	0	0	0	0	0	1
08:30	1	1	0	4	1	1	0	0	0	0	0	0	0	8
08:45	0	0	0	2	0	0	0	0	0	0	0	0	0	2
09:00	0	0	1	1	0	0	0	0	0	0	0	0	0	2
09:15	0	0	1	1	2	0	0	0	0	0	0	0	0	4
09:30	0	1	1	4	0	0	0	0	0	0	0	0	0	6
09:45	1	0	1	1	1	0	0	0	0	0	0	0	0	4
10:00	1	0	1	2	1	0	0	0	0	0	0	0	0	5
10:15	0	0	1	0	1	0	0	0	0	0	0	0	0	2
10:30	0	1	2	2	0	0	0	0	0	0	0	0	0	5
10:45	1	3	3	1	0	0	0	0	0	0	0	0	0	8
11:00	0	2	1	2	2	0	0	0	0	0	0	0	0	7
11:15	0	0	1	0	0	0	0	0	0	0	0	0	0	1
11:30	1	1	4	1	1	0	0	0	0	0	0	0	0	8
11:45	0	0	3	0	0	1	0	0	0	0	0	0	0	4
12:00 PM	0	0	2	1	1	1	0	0	0	0	0	0	0	5
12:15	0	0	0	3	1	1	0	0	0	0	0	0	0	5
12:30	0	0	1	1	2	0	0	0	0	0	0	0	0	4
12:45	0	0	0	2	1	0	0	0	0	0	0	0	0	3
13:00	0	1	4	1	0	1	0	0	0	0	0	0	0	7
13:15	0	0	2	5	1	0	0	0	0	0	0	0	0	8
13:30	0	2	2	3	0	0	1	0	0	0	0	0	0	8
13:45	0	2	1	0	1	0	0	0	0	0	0	0	0	4
14:00	0	0	2	4	3	0	0	0	0	0	0	0	0	9
14:15	0	0	1	4	3	0	0	0	0	0	0	0	0	8
14:30	0	0	1	0	0	0	0	0	0	0	0	0	0	1
14:45	1	0	4	2	3	1	0	0	0	0	0	0	0	11
15:00	0	1	4	6	3	2	0	0	0	0	0	0	0	16
15:15	2	0	2	2	1	0	0	0	0	0	0	0	0	7
15:30	0	0	2	0	0	0	0	0	0	0	0	0	0	2
15:45	0	0	1	2	4	0	0	0	0	0	0	0	0	7
16:00	0	0	0	0	3	1	0	0	0	0	0	0	0	4
16:15	0	1	3	3	1	0	0	0	0	0	0	0	0	8
16:30	0	0	2	2	1	0	0	0	0	0	0	0	0	5
16:45	0	0	0	1	1	0	0	0	0	0	0	0	0	2
17:00	0	1	1	1	0	0	0	0	0	0	0	0	0	3
17:15	0	0	1	1	1	0	0	0	0	0	0	0	0	3
17:30	1	0	2	3	2	1	0	0	0	0	0	0	0	9
17:45	1	0	3	1	2	0	0	0	0	0	0	0	0	7
18:00	1	1	2	3	3	1	0	0	0	0	0	0	0	11
18:15	0	0	0	4	2	0	0	0	0	0	0	0	0	6
18:30	0	0	0	0	2	0	0	0	0	0	0	0	0	2
18:45	0	0	2	5	0	0	0	0	0	0	0	0	0	7
19:00	1	0	1	0	0	0	0	0	0	0	0	0	0	2
19:15	0	0	1	0	0	0	0	0	0	0	0	0	0	1
19:30	0	0	1	0	0	0	0	0	0	0	0	0	0	1
19:45	0	0	0	0	1	0	0	0	0	0	0	0	0	1
20:00	0	1	0	0	0	0	0	0	0	0	0	0	0	1
20:15	0	0	0	1	0	0	0	0	0	0	0	0	0	1
20:30	0	1	0	0	1	0	0	0	0	0	0	0	0	2
20:45	0	0	1	1	0	0	0	0	0	0	0	0	0	2
21:00	0	0	1	2	0	0	0	0	0	0	0	0	0	3
21:15	1	0	0	0	1	0	0	0	0	0	0	0	0	2
21:30	0	0	1	0	0	0	0	0	0	0	0	0	0	1
21:45	0	0	1	0	0	0	0	0	0	0	0	0	0	1
22:00	0	0	0	0	0	0	0	0	0	0	0	0	0	0
22:15	0	0	0	1	0	0	0	0	0	0	0	0	0	1
22:30	0	0	0	1	0	0	0	0	0	0	0	0	0	1
22:45	0	1	0	0	0	0	0	0	0	0	0	0	0	1
23:00	0	0	0	1	0	0	0	0	0	0	0	0	0	1
23:15	0	0	0	1	0	0	0	0	0	0	0	0	0	1
23:30	0	0	0	0	0	0	0	0	0	0	0	0	0	0
23:45	0	0	0	0	0	0	0	0	0	0	0	0	0	0
Totals	14	33	83	112	65	16	3							331
% of Totals	4%	10%	27%	34%	20%	5%	1%							100%

AM Volumes	6	21	36	44	20	7	2	0	0	0	0	0	0	136
% AM	2%	6%	11%	13%	6%	2%	1%							41%
AM Peak Hour	09:15	07:00	07:15	07:00	07:15	07:15	05:30							07:15
Volume	2	6	10	15	5	4	2							41
PM Volumes	8	12	52	68	45	9	1	0	0	0	0	0	0	195
% PM	2%	4%	16%	21%	14%	3%	0%							59%
PM Peak Hour	14:30	13:00	14:45	13:15	14:00	14:15	12:45							14:15
Volume	3	5	12	12	9	3	1							36

Directional Peak Periods	AM 7-9			NOON 12-2			PM 4-6			Off Peak Volumes		
All Classes	Volume	⟷	%	Volume	⟷	%	Volume	⟷	%	Volume	⟷	%
	57		17%	44		13%	41		12%	189		57%

Street Name	Direction	Percentiles					
		15th	50th	Average	85th	95th	ADT
S Beachwood Dr	North Bound	20	26	26	32	36	375
S Beachwood Dr	South Bound	20	26	26	33	36	331

Prepared by National Data & Surveying Services

SPEED

S Beachwood Dr Bet. W Oak St. & W Alameda Ave

Day: Thursday
Date: 1/20/2022

City: Burbank
Project #: CA22_020022_022

Summary

Time	< 15	15 - 19	20 - 24	25 - 29	30 - 34	35 - 39	40 - 44	45 - 49	50 - 54	55 - 59	60 - 64	65 - 69	70 +	Total
00:00 AM	0	0	0	0	0	0	0	0	0	0	0	0	0	0
00:15	0	0	0	0	0	0	0	0	0	0	0	0	0	0
00:30	0	0	0	0	0	0	0	0	0	0	0	0	0	0
00:45	0	0	0	0	0	0	0	0	0	0	0	0	0	0
01:00	0	0	0	0	0	0	0	0	0	0	0	0	0	0
01:15	0	0	0	0	0	0	0	0	0	0	0	0	0	0
01:30	0	0	0	0	0	0	0	0	0	0	0	0	0	0
01:45	0	0	0	1	0	0	0	0	0	0	0	0	0	1
02:00	0	0	0	0	0	0	1	0	0	0	0	0	0	1
02:15	0	1	0	0	0	0	0	0	0	0	0	0	0	1
02:30	0	0	0	0	0	0	0	0	0	0	0	0	0	0
02:45	0	0	1	0	0	0	0	0	0	0	0	0	0	1
03:00	0	0	0	0	0	0	0	0	0	0	0	0	0	0
03:15	0	0	0	0	0	0	0	0	0	0	0	0	0	0
03:30	0	0	0	0	0	0	0	0	0	0	0	0	0	0
03:45	0	0	0	0	0	0	0	0	0	0	0	0	0	0
04:00	0	0	0	0	0	0	0	0	0	0	0	0	0	0
04:15	0	0	0	0	0	0	0	0	0	0	0	0	0	0
04:30	0	0	0	1	0	0	0	0	0	0	0	0	0	1
04:45	0	1	0	0	0	0	0	0	0	0	0	0	0	1
05:00	0	0	0	1	0	0	0	0	0	0	0	0	0	1
05:15	0	0	0	0	2	0	0	0	0	0	0	0	0	2
05:30	0	0	0	1	0	0	0	0	0	0	0	0	0	1
05:45	1	1	1	1	0	0	1	0	0	0	0	0	0	5
06:00	0	0	2	1	0	0	0	0	0	0	0	0	0	3
06:15	0	0	2	0	3	1	1	0	0	0	0	0	0	7
06:30	0	1	3	2	1	0	0	0	0	0	0	0	0	7
06:45	1	1	0	2	0	0	0	0	0	0	0	0	0	4
07:00	0	1	3	1	1	0	0	0	0	0	0	0	0	6
07:15	1	2	2	4	0	2	0	0	0	0	0	0	0	11
07:30	1	2	5	10	2	1	0	0	0	0	0	0	0	21
07:45	0	4	8	11	3	2	0	0	0	0	0	0	0	28
08:00	1	1	8	4	2	1	0	0	0	0	0	0	0	17
08:15	1	1	1	2	0	0	0	0	0	0	0	0	0	5
08:30	1	2	3	5	1	1	0	0	0	0	0	0	0	13
08:45	0	1	2	3	1	1	0	0	0	0	0	0	0	8
09:00	1	0	3	4	1	0	0	0	0	0	0	0	0	9
09:15	0	1	1	4	2	0	0	0	0	0	0	0	0	8
09:30	0	1	2	4	0	2	0	0	0	0	0	0	0	9
09:45	2	0	1	2	1	0	0	0	0	0	0	0	0	6
10:00	2	0	3	4	3	0	0	0	0	0	0	0	0	12
10:15	0	0	5	2	1	0	1	0	0	0	0	0	0	9
10:30	0	1	4	5	0	0	0	0	0	0	0	0	0	10
10:45	1	4	6	2	2	0	0	0	0	0	0	0	0	15
11:00	1	3	4	6	3	1	0	0	0	0	0	0	0	18
11:15	0	0	2	2	1	1	0	0	0	0	0	0	0	6
11:30	2	1	7	2	1	0	0	0	0	0	0	0	0	13
11:45	0	0	4	1	2	3	0	0	0	0	0	0	0	10
12:00 PM	1	0	4	4	1	1	1	0	0	0	0	0	0	12
12:15	0	1	1	7	2	2	0	0	0	0	0	0	0	13
12:30	0	1	2	2	4	0	0	0	0	0	0	0	0	9
12:45	0	0	1	7	5	1	0	0	0	0	0	0	0	14
13:00	0	2	6	4	1	1	0	0	0	0	0	0	0	14
13:15	0	0	2	6	1	0	0	0	0	0	0	0	0	9
13:30	1	3	5	5	0	0	1	0	0	0	0	0	0	15
13:45	1	2	3	0	4	0	0	0	0	0	0	0	0	10
14:00	0	2	5	5	3	2	1	0	0	0	0	0	0	18
14:15	0	0	4	4	6	0	0	0	0	0	0	0	0	14
14:30	0	2	3	2	1	1	0	0	0	0	0	0	0	9
14:45	2	0	7	4	4	2	0	0	0	0	0	0	0	19
15:00	0	1	11	12	3	3	0	0	0	0	0	0	0	30
15:15	2	1	6	8	5	1	0	0	0	0	0	0	0	23
15:30	0	0	2	6	1	1	0	0	0	0	0	0	0	10
15:45	0	1	2	5	5	0	0	0	0	0	0	0	0	13
16:00	0	1	1	3	9	1	0	0	0	0	0	0	0	15
16:15	0	1	6	3	2	1	0	0	0	0	0	0	0	13
16:30	1	2	5	5	1	0	0	0	0	0	0	0	0	14
16:45	0	2	0	2	3	0	0	0	0	0	0	0	0	7
17:00	0	2	2	2	0	0	0	0	0	0	0	0	0	6
17:15	1	1	3	2	1	0	0	0	0	0	0	0	0	8
17:30	1	0	4	6	3	1	0	0	0	0	0	0	0	15
17:45	1	1	7	1	2	0	0	0	0	0	0	0	0	12
18:00	2	3	4	5	3	1	0	0	0	0	0	0	0	18
18:15	0	1	0	6	5	0	0	0	0	0	0	0	0	12
18:30	0	1	3	4	5	1	0	0	0	0	0	0	0	14
18:45	0	0	4	6	1	0	0	0	0	0	0	0	0	11
19:00	1	1	3	1	0	0	0	0	0	0	0	0	0	6
19:15	0	0	1	1	1	0	0	0	0	0	0	0	0	3
19:30	0	1	2	0	0	0	0	0	0	0	0	0	0	3
19:45	0	0	2	0	1	0	0	0	0	0	0	0	0	3
20:00	0	1	0	1	1	1	0	0	0	0	0	0	0	4
20:15	0	2	1	1	0	0	0	0	0	0	0	0	0	4
20:30	0	1	2	0	1	0	0	0	0	0	0	0	0	4
20:45	0	1	2	2	0	0	0	0	0	0	0	0	0	5
21:00	1	0	1	2	0	0	0	0	0	0	0	0	0	4
21:15	1	0	1	1	1	0	0	0	0	0	0	0	0	4
21:30	0	0	1	0	0	0	0	0	0	0	0	0	0	1
21:45	0	0	1	1	0	0	0	0	0	0	0	0	0	2
22:00	0	0	1	2	0	0	0	0	0	0	0	0	0	3
22:15	0	1	0	1	0	0	0	0	0	0	0	0	0	2
22:30	0	0	0	2	0	0	0	0	0	0	0	0	0	2
22:45	1	1	0	1	1	0	0	0	0	0	0	0	0	4
23:00	0	1	1	1	0	0	0	0	0	0	0	0	0	3
23:15	0	0	0	1	0	0	0	0	0	0	0	0	0	1
23:30	0	0	0	0	0	0	0	0	0	0	0	0	0	0
23:45	0	0	0	0	1	0	0	0	0	0	0	0	0	1
Totals	33	71	205	232	121	37	7							706
% of Totals	5%	10%	29%	33%	17%	5%	1%							100%

AM Volumes	16	30	83	88	33	16	4	0	0	0	0	0	0	270
% AM	2%	4%	12%	12%	5%	2%	1%							38%
AM Peak Hour	09:15	07:00	07:15	07:15	11:45	07:15	05:30							07:15
Volume	4	9	23	29	9	6	2							77
PM Volumes	17	41	122	144	88	21	3	0	0	0	0	0	0	436
% PM	2%	6%	17%	20%	12%	3%	0%							62%
PM Peak Hour	17:15	13:00	14:30	15:00	15:15	14:30	13:15							14:45
Volume	5	7	27	31	20	7	2							82

Directional Peak Periods	AM 7-9			NOON 12-2			PM 4-6			Off Peak Volumes		
All Classes	Volume	⟷	%	Volume	⟷	%	Volume	⟷	%	Volume	⟷	%
	109		15%	96		14%	90		13%	411		58%

Street Name	Direction	Percentiles					
		15th	50th	Average	85th	95th	ADT
S Beachwood Dr	Summary	20	26	26	32	36	706

Prepared by National Data & Surveying Services

SPEED

S Beachwood Dr Bet. W Oak St. & W Alameda Ave

Day: Thursday
Date: 1/20/2022

City: Burbank
Project #: CA22_020022_022n

North Bound

Time	< 15	15 - 19	20 - 24	25 - 29	30 - 34	35 - 39	40 - 44	45 - 49	50 - 54	55 - 59	60 - 64	65 - 69	70 +	Total
00:00 AM	0	0	0	0	0	0	0	0	0	0	0	0	0	0
01:00	0	0	0	0	0	0	0	0	0	0	0	0	0	0
02:00	0	0	1	0	0	0	1	0	0	0	0	0	0	2
03:00	0	0	0	0	0	0	0	0	0	0	0	0	0	0
04:00	0	0	0	1	0	0	0	0	0	0	0	0	0	1
05:00	1	0	1	1	0	0	0	0	0	0	0	0	0	3
06:00	1	0	3	2	1	0	0	0	0	0	0	0	0	7
07:00	1	3	11	11	2	2	0	0	0	0	0	0	0	30
08:00	2	3	9	6	1	1	0	0	0	0	0	0	0	22
09:00	2	1	3	7	1	2	0	0	0	0	0	0	0	16
10:00	1	1	11	8	4	0	1	0	0	0	0	0	0	26
11:00	2	1	8	8	4	4	0	0	0	0	0	0	0	27
12:00 PM	1	2	5	13	7	2	1	0	0	0	0	0	0	31
13:00	2	2	7	6	4	0	0	0	0	0	0	0	0	21
14:00	1	4	11	5	5	4	1	0	0	0	0	0	0	31
15:00	0	2	12	21	6	3	0	0	0	0	0	0	0	44
16:00	1	5	7	7	9	1	0	0	0	0	0	0	0	30
17:00	1	3	9	5	1	0	0	0	0	0	0	0	0	19
18:00	1	4	7	9	7	1	0	0	0	0	0	0	0	29
19:00	0	2	5	2	1	0	0	0	0	0	0	0	0	10
20:00	0	3	4	2	1	1	0	0	0	0	0	0	0	11
21:00	1	0	1	2	0	0	0	0	0	0	0	0	0	4
22:00	1	1	1	4	1	0	0	0	0	0	0	0	0	8
23:00	0	1	1	0	1	0	0	0	0	0	0	0	0	3
Totals	19	38	117	120	56	21	4							375
% of Totals	5%	10%	31%	32%	15%	6%	1%							100%

AM Volumes	10	9	47	44	13	9	2	0	0	0	0	0	0	134
% AM	3%	2%	13%	12%	3%	2%	1%							36%
AM Peak Hour	08:00	07:00	07:00	07:00	10:00	11:00	02:00							07:00
Volume	2	3	11	11	4	4	1							30
PM Volumes	9	29	70	76	43	12	2	0	0	0	0	0	0	241
% PM	2%	8%	19%	20%	11%	3%	1%							64%
PM Peak Hour	13:00	16:00	15:00	15:00	16:00	14:00	12:00							15:00
Volume	2	5	12	21	9	4	1							44

Directional Peak Periods	AM 7-9			NOON 12-2			PM 4-6			Off Peak Volumes		
All Speeds	Volume		%	Volume		%	Volume		%	Volume		%
	52	↔	14%	52	↔	14%	49	↔	13%	222	↔	59%

Street Name	Direction	Percentiles					
		15th	50th	Average	85th	95th	ADT
S Beachwood Dr	North Bound	20	26	26	32	36	375
S Beachwood Dr	South Bound	20	26	26	33	36	331

Prepared by National Data & Surveying Services

SPEED

S Beachwood Dr Bet. W Oak St. & W Alameda Ave

Day: Thursday
Date: 1/20/2022

City: Burbank
Project #: CA22_020022_022s

South Bound

Time	< 15	15 - 19	20 - 24	25 - 29	30 - 34	35 - 39	40 - 44	45 - 49	50 - 54	55 - 59	60 - 64	65 - 69	70 +	Total
00:00 AM	0	0	0	0	0	0	0	0	0	0	0	0	0	0
01:00	0	0	0	1	0	0	0	0	0	0	0	0	0	1
02:00	0	1	0	0	0	0	0	0	0	0	0	0	0	1
03:00	0	0	0	0	0	0	0	0	0	0	0	0	0	0
04:00	0	1	0	0	0	0	0	0	0	0	0	0	0	1
05:00	0	1	0	2	2	0	1	0	0	0	0	0	0	6
06:00	0	2	4	3	3	1	1	0	0	0	0	0	0	14
07:00	1	6	7	15	4	3	0	0	0	0	0	0	0	36
08:00	1	2	5	8	3	2	0	0	0	0	0	0	0	21
09:00	1	1	4	7	3	0	0	0	0	0	0	0	0	16
10:00	2	4	7	5	2	0	0	0	0	0	0	0	0	20
11:00	1	3	9	3	3	1	0	0	0	0	0	0	0	20
12:00 PM	0	0	3	7	5	2	0	0	0	0	0	0	0	17
13:00	0	5	9	9	2	1	1	0	0	0	0	0	0	27
14:00	1	0	8	10	9	1	0	0	0	0	0	0	0	29
15:00	2	1	9	10	8	2	0	0	0	0	0	0	0	32
16:00	0	1	5	6	6	1	0	0	0	0	0	0	0	19
17:00	2	1	7	6	5	1	0	0	0	0	0	0	0	22
18:00	1	1	4	12	7	1	0	0	0	0	0	0	0	26
19:00	1	0	3	0	1	0	0	0	0	0	0	0	0	5
20:00	0	2	1	2	1	0	0	0	0	0	0	0	0	6
21:00	1	0	3	2	1	0	0	0	0	0	0	0	0	7
22:00	0	1	0	2	0	0	0	0	0	0	0	0	0	3
23:00	0	0	0	2	0	0	0	0	0	0	0	0	0	2
Totals	14	33	88	112	65	16	3							331
% of Totals	4%	10%	27%	34%	20%	5%	1%							100%

AM Volumes	6	21	36	44	20	7	2	0	0	0	0	0	0	136
% AM	2%	6%	11%	13%	6%	2%	1%							41%
AM Peak Hour	10:00	07:00	11:00	07:00	07:00	07:00	05:00							07:00
Volume	2	6	9	15	4	3	1							36
PM Volumes	8	12	52	68	45	9	1	0	0	0	0	0	0	195
% PM	2%	4%	16%	21%	14%	3%	0%							59%
PM Peak Hour	15:00	13:00	13:00	18:00	14:00	12:00	13:00							15:00
Volume	2	5	9	12	9	2	1							32

Directional Peak Periods	AM 7-9			NOON 12-2			PM 4-6			Off Peak Volumes		
All Speeds	Volume		%	Volume		%	Volume		%	Volume		%
	57	↔	17%	44	↔	13%	41	↔	12%	189	↔	57%

Street Name	Direction	Percentiles					
		15th	50th	Average	85th	95th	ADT
S Beachwood Dr	North Bound	20	26	26	32	36	375
S Beachwood Dr	South Bound	20	26	26	33	36	331

Prepared by National Data & Surveying Services

SPEED

S Beachwood Dr Bet. W Oak St. & W Alameda Ave

Day: Thursday
Date: 1/20/2022

City: Burbank
Project #: CA22_020022_022

Summary

Time	< 15	15 - 19	20 - 24	25 - 29	30 - 34	35 - 39	40 - 44	45 - 49	50 - 54	55 - 59	60 - 64	65 - 69	70 +	Total
00:00 AM	0	0	0	0	0	0	0	0	0	0	0	0	0	0
01:00	0	0	0	1	0	0	0	0	0	0	0	0	0	1
02:00	0	1	1	0	0	0	1	0	0	0	0	0	0	3
03:00	0	0	0	0	0	0	0	0	0	0	0	0	0	0
04:00	0	1	0	1	0	0	0	0	0	0	0	0	0	2
05:00	1	1	1	3	2	0	1	0	0	0	0	0	0	9
06:00	1	2	7	5	4	1	1	0	0	0	0	0	0	21
07:00	2	9	18	26	6	5	0	0	0	0	0	0	0	66
08:00	3	5	14	14	4	3	0	0	0	0	0	0	0	43
09:00	3	2	7	14	4	2	0	0	0	0	0	0	0	32
10:00	3	5	18	13	6	0	1	0	0	0	0	0	0	46
11:00	3	4	17	11	7	5	0	0	0	0	0	0	0	47
12:00 PM	1	2	8	20	12	4	1	0	0	0	0	0	0	48
13:00	2	7	16	15	6	1	1	0	0	0	0	0	0	48
14:00	2	4	19	15	14	5	1	0	0	0	0	0	0	60
15:00	2	3	21	31	14	5	0	0	0	0	0	0	0	76
16:00	1	6	12	13	15	2	0	0	0	0	0	0	0	49
17:00	3	4	16	11	6	1	0	0	0	0	0	0	0	41
18:00	2	5	11	21	14	2	0	0	0	0	0	0	0	55
19:00	1	2	8	2	2	0	0	0	0	0	0	0	0	15
20:00	0	5	5	4	2	1	0	0	0	0	0	0	0	17
21:00	2	0	4	4	1	0	0	0	0	0	0	0	0	11
22:00	1	2	1	6	1	0	0	0	0	0	0	0	0	11
23:00	0	1	1	2	1	0	0	0	0	0	0	0	0	5
Totals	33	71	205	232	121	37	7							706
% of Totals	5%	10%	29%	33%	17%	5%	1%							100%

AM Volumes	16	30	83	88	33	16	4	0	0	0	0	0	0	270
% AM	2%	4%	12%	12%	5%	2%	1%							38%
AM Peak Hour	08:00	07:00	07:00	07:00	11:00	07:00	02:00							07:00
Volume	3	9	18	26	7	5	1							66
PM Volumes	17	41	122	144	88	21	3	0	0	0	0	0	0	436
% PM	2%	6%	17%	20%	12%	3%	0%							62%
PM Peak Hour	17:00	13:00	15:00	15:00	16:00	14:00	12:00							15:00
Volume	3	7	21	31	15	5	1							76

Directional Peak Periods	AM 7-9			NOON 12-2			PM 4-6			Off Peak Volumes		
All Speeds	Volume		%	Volume		%	Volume		%	Volume		%
	109	↔	15%	96	↔	14%	90	↔	13%	411	↔	58%

Street Name	Direction	Percentiles					
		15th	50th	Average	85th	95th	ADT
S Beachwood Dr	Summary	20	26	26	32	36	706

Prepared by NDS/ATD

Prepared by National Data & Surveying Services

VOLUME

S Beachwood Dr Bet. W Oak St. & W Alameda Ave

Day: Thursday
Date: 1/20/2022

City: Burbank
Project #: CA22_020022_022

DAILY TOTALS	NB	SB	EB	WB	Total
	375	331	0	0	706

AM Period	NB		SB		EB	WB	TOTAL		PM Period	NB		SB		EB	WB	TOTAL	
00:00	0		0		0	0			12:00	7		5		0	0	12	
00:15	0		0		0	0			12:15	8		5		0	0	13	
00:30	0		0		0	0			12:30	5		4		0	0	9	
00:45	0		0		0	0			12:45	11	31	3	17	0	0	14	48
01:00	0		0		0	0			13:00	7		7		0	0	14	
01:15	0		0		0	0			13:15	1		8		0	0	9	
01:30	0		0		0	0			13:30	7		8		0	0	15	
01:45	0		1	1	0	0	1	1	13:45	6	21	4	27	0	0	10	48
02:00	1		0		0	0	1		14:00	9		9		0	0	18	
02:15	0		1		0	0	1		14:15	6		8		0	0	14	
02:30	0		0		0	0			14:30	8		1		0	0	9	
02:45	1	2	0	1	0	0	1	3	14:45	8	31	11	29	0	0	19	60
03:00	0		0		0	0			15:00	14		16		0	0	30	
03:15	0		0		0	0			15:15	16		7		0	0	23	
03:30	0		0		0	0			15:30	8		2		0	0	10	
03:45	0		0		0	0			15:45	6	44	7	32	0	0	13	76
04:00	0		0		0	0			16:00	11		4		0	0	15	
04:15	0		0		0	0			16:15	5		8		0	0	13	
04:30	1		0		0	0	1		16:30	9		5		0	0	14	
04:45	0	1	1	1	0	0	1	2	16:45	5	30	2	19	0	0	7	49
05:00	0		1		0	0	1		17:00	3		3		0	0	6	
05:15	0		2		0	0	2		17:15	5		3		0	0	8	
05:30	0		1		0	0	1		17:30	6		9		0	0	15	
05:45	3	3	2	6	0	0	5	9	17:45	5	19	7	22	0	0	12	41
06:00	1		2		0	0	3		18:00	7		11		0	0	18	
06:15	2		5		0	0	7		18:15	6		6		0	0	12	
06:30	3		4		0	0	7		18:30	12		2		0	0	14	
06:45	1	7	3	14	0	0	4	21	18:45	4	29	7	26	0	0	11	55
07:00	1		5		0	0	6		19:00	4		2		0	0	6	
07:15	4		7		0	0	11		19:15	2		1		0	0	3	
07:30	9		12		0	0	21		19:30	2		1		0	0	3	
07:45	16	30	12	36	0	0	28	66	19:45	2	10	1	5	0	0	3	15
08:00	7		10		0	0	17		20:00	3		1		0	0	4	
08:15	4		1		0	0	5		20:15	3		1		0	0	4	
08:30	5		8		0	0	13		20:30	2		2		0	0	4	
08:45	6	22	2	21	0	0	8	43	20:45	3	11	2	6	0	0	5	17
09:00	7		2		0	0	9		21:00	1		3		0	0	4	
09:15	4		4		0	0	8		21:15	2		2		0	0	4	
09:30	3		6		0	0	9		21:30	0		1		0	0	1	
09:45	2	16	4	16	0	0	6	32	21:45	1	4	1	7	0	0	2	11
10:00	7		5		0	0	12		22:00	3		0		0	0	3	
10:15	7		2		0	0	9		22:15	1		1		0	0	2	
10:30	5		5		0	0	10		22:30	1		1		0	0	2	
10:45	7	26	8	20	0	0	15	46	22:45	3	8	1	3	0	0	4	11
11:00	11		7		0	0	18		23:00	2		1		0	0	3	
11:15	5		1		0	0	6		23:15	0		1		0	0	1	
11:30	5		8		0	0	13		23:30	0		0		0	0		
11:45	6	27	4	20	0	0	10	47	23:45	1	3	0	2	0	0	1	5
TOTALS		134		136				270	TOTALS		241		195				436
SPLIT %		49.6%		50.4%				38.2%	SPLIT %		55.3%		44.7%				61.8%

DAILY TOTALS	NB	SB	EB	WB	Total
	375	331	0	0	706

AM Peak Hour	07:15	07:15			07:15	PM Peak Hour	14:30	14:15			14:45
AM Pk Volume	36	41			77	PM Pk Volume	46	36			82
Pk Hr Factor	0.563	0.854			0.688	Pk Hr Factor	0.719	0.563			0.683
7 - 9 Volume	52	57	0	0	109	4 - 6 Volume	49	41	0	0	90
7 - 9 Peak Hour	07:15	07:15			07:15	4 - 6 Peak Hour	16:00	17:00			16:00
7 - 9 Pk Volume	36	41	0	0	77	4 - 6 Pk Volume	30	22	0	0	49
Pk Hr Factor	0.563	0.854	0.000	0.000	0.688	Pk Hr Factor	0.682	0.611	0.000	0.000	0.817

Prepared by NDS/ATD

Project #: CA22_020022_022 **City:** Burbank

Location: S Beachwood Dr Bet. W Oak St. & W **Date:** 1/20/2022

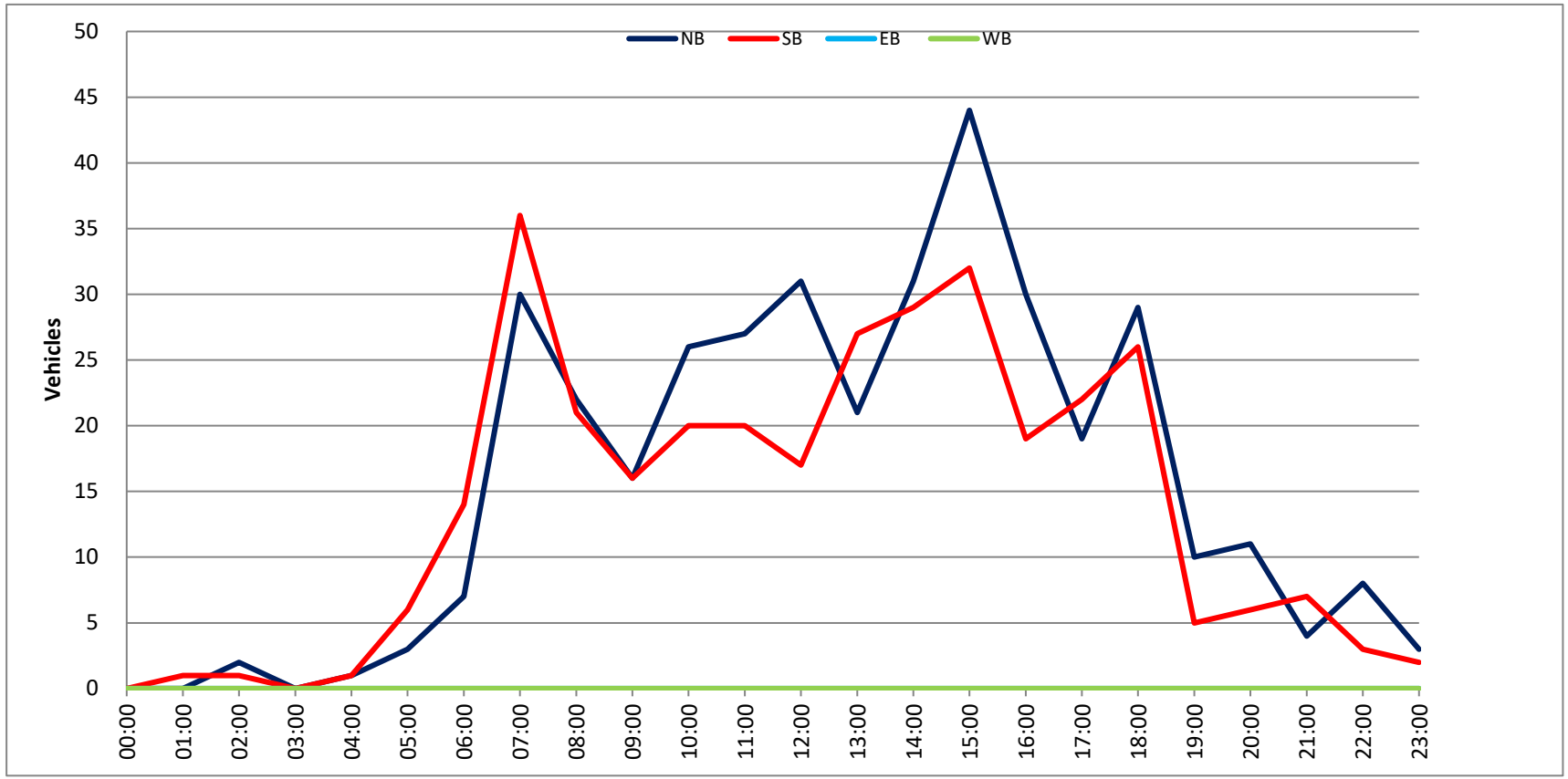

Prepared by National Data & Surveying Services

SPEED

S Beachwood Dr Bet. W Verdugo Ave & W Oak St

Day: Tuesday
Date: 1/18/2022

City: Burbank
Project #: CA22_020022_021n

North Bound

Time	< 15	15 - 19	20 - 24	25 - 29	30 - 34	35 - 39	40 - 44	45 - 49	50 - 54	55 - 59	60 - 64	65 - 69	70 +	Total
00:00 AM	0	0	0	0	0	0	0	0	0	0	0	0	0	0
00:15	0	0	0	1	0	0	0	0	0	0	0	0	0	1
00:30	0	0	0	0	0	0	0	0	0	0	0	0	0	0
00:45	0	0	1	0	0	0	0	0	0	0	0	0	0	1
01:00	0	1	1	0	0	0	0	0	0	0	0	0	0	2
01:15	0	0	0	0	0	0	0	0	0	0	0	0	0	0
01:30	0	0	0	0	0	0	0	0	0	0	0	0	0	0
01:45	0	0	0	0	0	0	0	0	0	0	0	0	0	0
02:00	0	0	1	1	0	0	0	0	0	0	0	0	0	2
02:15	0	0	0	0	0	0	0	0	0	0	0	0	0	0
02:30	0	0	0	0	0	0	0	0	0	0	0	0	0	0
02:45	0	0	0	0	0	0	0	0	0	0	0	0	0	0
03:00	0	0	0	0	0	0	0	0	0	0	0	0	0	0
03:15	0	0	0	0	0	0	0	0	0	0	0	0	0	0
03:30	0	0	0	0	0	0	0	0	0	0	0	0	0	0
03:45	0	0	0	0	0	0	0	0	0	0	0	0	0	0
04:00	0	0	0	0	0	0	0	0	0	0	0	0	0	0
04:15	0	0	0	0	0	0	0	0	0	0	0	0	0	0
04:30	0	0	0	0	0	0	0	0	0	0	0	0	0	0
04:45	0	0	0	0	0	0	0	0	0	0	0	0	0	0
05:00	0	0	0	0	0	0	0	0	0	0	0	0	0	0
05:15	0	0	0	0	0	0	0	0	0	0	0	0	0	0
05:30	0	0	0	0	1	0	0	0	0	0	0	0	0	1
05:45	0	1	1	0	0	0	0	0	0	0	0	0	0	2
06:00	0	0	0	1	0	0	0	0	0	0	0	0	0	1
06:15	0	0	0	1	1	0	0	0	0	0	0	0	0	2
06:30	0	0	0	0	0	0	0	0	0	0	0	0	0	0
06:45	0	1	2	1	1	0	0	0	0	0	0	0	0	5
07:00	0	0	0	0	0	0	0	0	0	0	0	0	0	0
07:15	0	0	1	0	1	0	0	0	0	0	0	0	0	2
07:30	0	2	2	2	0	0	0	0	0	0	0	0	0	6
07:45	0	2	6	2	2	0	0	0	0	0	0	0	0	12
08:00	0	0	0	2	0	0	0	0	0	0	0	0	0	2
08:15	0	1	1	1	1	0	0	0	0	0	0	0	0	4
08:30	0	0	2	0	0	0	0	0	0	0	0	0	0	2
08:45	0	1	3	2	1	0	0	0	0	0	0	0	0	7
09:00	0	3	1	0	0	0	0	0	0	0	0	0	0	4
09:15	0	0	1	3	0	0	0	0	0	0	0	0	0	4
09:30	0	2	1	2	0	0	0	0	0	0	0	0	0	5
09:45	0	0	1	4	0	0	0	0	0	0	0	0	0	5
10:00	0	2	1	0	0	0	0	0	0	0	0	0	0	3
10:15	0	0	0	1	0	0	0	0	0	0	0	0	0	1
10:30	0	1	1	2	1	0	0	0	0	0	0	0	0	5
10:45	0	1	4	1	0	0	0	0	0	0	0	0	0	6
11:00	0	3	3	2	0	0	0	0	0	0	0	0	0	8
11:15	1	2	3	3	0	1	0	0	0	0	0	0	0	10
11:30	0	1	7	1	0	0	0	0	0	0	0	0	0	9
11:45	0	0	2	1	0	0	0	0	0	0	0	0	0	3
12:00 PM	0	0	2	2	0	1	0	0	0	0	0	0	0	5
12:15	0	1	2	3	0	0	0	0	0	0	0	0	0	6
12:30	0	0	4	3	1	0	0	0	0	0	0	0	0	8
12:45	0	1	4	2	1	0	0	0	0	0	0	0	0	8
13:00	1	0	1	2	0	0	0	0	0	0	0	0	0	4
13:15	0	3	2	4	0	0	0	0	0	0	0	0	0	9
13:30	0	1	0	2	1	0	0	0	0	0	0	0	0	4
13:45	0	1	2	2	0	0	0	0	0	0	0	0	0	5
14:00	0	1	3	2	1	0	0	0	0	0	0	0	0	7
14:15	0	0	2	5	2	0	0	0	0	0	0	0	0	9
14:30	2	0	2	1	0	0	0	0	0	0	0	0	0	5
14:45	0	5	6	1	0	0	0	0	0	0	0	0	0	12
15:00	0	1	12	3	2	0	0	0	0	0	0	0	0	18
15:15	3	1	3	0	1	0	0	0	0	0	0	0	0	8
15:30	1	1	3	1	0	0	0	0	0	0	0	0	0	6
15:45	1	0	1	1	0	0	0	0	0	0	0	0	0	3
16:00	1	1	3	1	0	0	0	0	0	0	0	0	0	6
16:15	2	0	1	1	0	0	0	0	0	0	0	0	0	4
16:30	0	2	1	0	0	0	0	0	0	0	0	0	0	3
16:45	1	0	1	1	0	0	0	0	0	0	0	0	0	3
17:00	0	1	2	1	0	0	0	0	0	0	0	0	0	4
17:15	0	0	1	1	0	0	0	0	0	0	0	0	0	2
17:30	0	2	1	2	0	0	0	0	0	0	0	0	0	5
17:45	1	0	5	0	1	0	0	0	0	0	0	0	0	7
18:00	0	2	1	0	0	0	0	0	0	0	0	0	0	3
18:15	0	1	5	2	0	0	0	0	0	0	0	0	0	8
18:30	0	1	4	3	0	0	0	0	0	0	0	0	0	8
18:45	0	1	5	2	0	0	0	0	0	0	0	0	0	8
19:00	1	0	2	1	0	0	0	0	0	0	0	0	0	4
19:15	1	2	5	2	0	0	0	0	0	0	0	0	0	10
19:30	0	1	0	0	0	0	0	0	0	0	0	0	0	1
19:45	0	0	5	1	0	0	0	0	0	0	0	0	0	6
20:00	0	0	3	0	0	0	0	0	0	0	0	0	0	3
20:15	0	1	1	0	1	0	0	0	0	0	0	0	0	3
20:30	0	0	1	0	0	0	0	0	0	0	0	0	0	1
20:45	0	0	1	0	0	0	0	0	0	0	0	0	0	1
21:00	1	0	0	0	0	0	0	0	0	0	0	0	0	1
21:15	1	0	1	2	0	0	0	0	0	0	0	0	0	4
21:30	0	0	1	0	0	0	0	0	0	0	0	0	0	1
21:45	0	0	0	0	0	0	0	0	0	0	0	0	0	0
22:00	1	0	1	0	0	1	0	0	0	0	0	0	0	3
22:15	0	0	0	1	0	0	0	0	0	0	0	0	0	1
22:30	0	0	0	1	0	0	0	0	0	0	0	0	0	1
22:45	0	0	0	0	0	0	0	0	0	0	0	0	0	0
23:00	0	0	0	0	0	0	0	0	0	0	0	0	0	0
23:15	0	1	1	0	0	0	0	0	0	0	0	0	0	2
23:30	0	0	0	1	0	0	0	0	0	0	0	0	0	1
23:45	0	1	0	0	0	0	0	0	0	0	0	0	0	1
Totals	**19**	**57**	**147**	**91**	**20**	**3**								**337**
% of Totals	6%	17%	44%	27%	6%	1%								100%

AM Volumes	1	24	46	34	9	1	0	0	0	0	0	0	0	115
% AM	0%	7%	14%	10%	3%	0%								34%
AM Peak Hour	10:30	10:30	10:45	09:00	07:00	11:15								10:45
Volume	1	7	17	9	3	2								33
PM Volumes	18	33	101	57	11	2	0	0	0	0	0	0	0	222
% PM	5%	10%	30%	17%	3%	1%								66%
PM Peak Hour	15:15	14:45	14:45	12:30	13:30	12:00								14:15
Volume	6	8	24	11	4	1								44

Directional Peak Periods	AM 7-9			NOON 12-2			PM 4-6			Off Peak Volumes		
All Classes	Volume	⟷	%	Volume	⟷	%	Volume	⟷	%	Volume	⟷	%
	35		10%	49		15%	34		10%	219		65%

Street Name	Direction	Percentiles					
		15th	50th	Average	85th	95th	ADT
S Beachwood Dr	North Bound	18	23	23	28	32	337
S Beachwood Dr	South Bound	16	22	22	28	31	310

Prepared by National Data & Surveying Services

SPEED

S Beachwood Dr Bet. W Verdugo Ave & W Oak St

Day: Tuesday
Date: 1/18/2022

City: Burbank
Project #: CA22_020022_021s

South Bound

Time	< 15	15 - 19	20 - 24	25 - 29	30 - 34	35 - 39	40 - 44	45 - 49	50 - 54	55 - 59	60 - 64	65 - 69	70 +	Total
00:00 AM	0	0	0	0	0	0	0	0	0	0	0	0	0	0
00:15	0	0	0	0	0	0	0	0	0	0	0	0	0	0
00:30	0	0	0	0	0	0	0	0	0	0	0	0	0	0
00:45	0	0	1	1	0	0	0	0	0	0	0	0	0	2
01:00	0	0	0	0	0	0	0	0	0	0	0	0	0	0
01:15	0	0	0	0	0	0	0	0	0	0	0	0	0	0
01:30	0	0	0	0	0	0	0	0	0	0	0	0	0	0
01:45	0	0	0	0	0	0	0	0	0	0	0	0	0	0
02:00	0	0	1	0	0	0	0	0	0	0	0	0	0	1
02:15	0	0	0	0	0	0	0	0	0	0	0	0	0	0
02:30	0	0	0	0	0	0	0	0	0	0	0	0	0	0
02:45	0	0	0	0	0	0	0	0	0	0	0	0	0	0
03:00	0	0	0	0	0	0	0	0	0	0	0	0	0	0
03:15	0	0	0	0	0	0	0	0	0	0	0	0	0	0
03:30	0	0	0	0	0	0	0	0	0	0	0	0	0	0
03:45	0	0	0	0	0	0	0	0	0	0	0	0	0	0
04:00	0	0	0	0	0	0	0	0	0	0	0	0	0	0
04:15	0	0	0	0	0	0	0	0	0	0	0	0	0	0
04:30	0	0	0	0	0	0	0	0	0	0	0	0	0	0
04:45	1	0	0	0	0	0	0	0	0	0	0	0	0	1
05:00	0	0	0	0	1	0	0	0	0	0	0	0	0	1
05:15	1	0	0	0	0	0	0	0	0	0	0	0	0	1
05:30	0	0	0	0	0	0	0	0	0	0	0	0	0	0
05:45	0	0	0	0	1	0	0	0	0	0	0	0	0	1
06:00	0	1	2	1	0	0	0	0	0	0	0	0	0	4
06:15	0	1	2	0	1	1	0	0	0	0	0	0	0	5
06:30	1	1	0	0	0	0	0	0	0	0	0	0	0	2
06:45	0	1	0	0	0	0	0	0	0	0	0	0	0	1
07:00	0	1	0	1	1	0	0	0	0	0	0	0	0	3
07:15	0	1	1	0	0	0	0	0	0	0	0	0	0	2
07:30	0	1	2	2	0	0	0	0	0	0	0	0	0	5
07:45	0	0	1	1	0	0	0	0	0	0	0	0	0	2
08:00	0	0	2	3	1	0	0	0	0	0	0	0	0	6
08:15	0	1	4	3	0	0	0	0	0	0	0	0	0	8
08:30	0	2	2	1	1	0	0	0	0	0	0	0	0	6
08:45	1	1	1	0	0	0	0	0	0	0	0	0	0	3
09:00	0	1	0	1	1	0	0	0	0	0	0	0	0	3
09:15	1	3	2	1	0	0	0	0	0	0	0	0	0	7
09:30	1	0	3	0	0	0	0	0	0	0	0	0	0	4
09:45	0	1	2	1	1	0	0	0	0	0	0	0	0	5
10:00	0	0	0	1	0	0	0	0	0	0	0	0	0	1
10:15	1	1	1	1	1	0	0	0	0	0	0	0	0	5
10:30	0	0	0	0	1	0	0	0	0	0	0	0	0	1
10:45	0	2	1	0	1	0	0	0	0	0	0	0	0	4
11:00	0	4	4	0	0	0	0	0	0	0	0	0	0	8
11:15	1	7	3	1	0	0	0	0	0	0	0	0	0	11
11:30	1	1	1	1	0	0	0	0	0	0	0	0	0	4
11:45	0	1	1	3	0	0	0	0	0	0	0	0	0	5
12:00 PM	2	3	0	2	1	0	0	0	0	0	0	0	0	8
12:15	0	3	2	1	0	0	0	0	0	0	0	0	0	6
12:30	0	0	3	2	0	0	0	0	0	0	0	0	0	5
12:45	0	2	3	1	2	0	0	0	0	0	0	0	0	8
13:00	0	0	1	1	1	0	0	0	0	0	0	0	0	3
13:15	0	2	3	3	0	0	0	0	0	0	0	0	0	8
13:30	2	2	1	1	0	0	0	0	0	0	0	0	0	6
13:45	0	0	0	0	1	0	0	0	0	0	0	0	0	1
14:00	0	1	3	3	0	0	0	0	0	0	0	0	0	7
14:15	0	1	3	1	1	0	0	0	0	0	0	0	0	6
14:30	0	1	2	2	1	0	0	0	0	0	0	0	0	6
14:45	1	2	6	3	0	0	0	0	0	0	0	0	0	12
15:00	1	6	9	2	0	0	0	0	0	0	0	0	0	18
15:15	3	2	1	0	1	0	0	0	0	0	0	0	0	7
15:30	0	2	2	0	0	0	0	0	0	0	0	0	0	4
15:45	2	0	3	2	0	0	0	0	0	0	0	0	0	7
16:00	1	1	5	1	0	0	0	0	0	0	0	0	0	8
16:15	0	2	1	1	0	0	0	0	0	0	0	0	0	4
16:30	0	1	7	0	0	0	0	0	0	0	0	0	0	8
16:45	1	1	1	1	0	0	0	0	0	0	0	0	0	4
17:00	1	1	3	0	0	0	0	0	0	0	0	0	0	5
17:15	0	2	4	0	0	0	0	0	0	0	0	0	0	6
17:30	0	0	3	0	0	0	0	0	0	0	0	0	0	3
17:45	0	2	2	1	0	0	0	0	0	0	0	0	0	5
18:00	0	1	3	1	0	0	0	0	0	0	0	0	0	5
18:15	1	1	1	2	0	0	0	0	0	0	0	0	0	5
18:30	0	1	0	0	0	0	0	0	0	0	0	0	0	1
18:45	0	1	0	2	0	0	0	0	0	0	0	0	0	3
19:00	1	2	1	0	0	0	0	0	0	0	0	0	0	4
19:15	0	0	2	0	0	0	0	0	0	0	0	0	0	2
19:30	0	0	0	0	0	0	0	0	0	0	0	0	0	0
19:45	0	0	0	0	0	0	0	0	0	0	0	0	0	0
20:00	0	1	1	1	0	0	0	0	0	0	0	0	0	3
20:15	0	3	1	1	0	0	0	0	0	0	0	0	0	5
20:30	0	0	1	0	1	0	0	0	0	0	0	0	0	2
20:45	0	0	1	1	0	0	0	0	0	0	0	0	0	2
21:00	0	1	0	0	0	0	0	0	0	0	0	0	0	1
21:15	0	0	1	0	0	0	0	0	0	0	0	0	0	1
21:30	1	0	1	0	0	0	0	0	0	0	0	0	0	2
21:45	0	1	2	1	0	0	0	0	0	0	0	0	0	4
22:00	0	0	0	0	0	0	0	0	0	0	0	0	0	0
22:15	0	0	0	0	0	0	0	0	0	0	0	0	0	0
22:30	0	0	0	0	0	0	0	0	0	0	0	0	0	0
22:45	0	0	0	0	0	0	0	0	0	0	0	0	0	0
23:00	0	1	0	0	0	0	0	0	0	0	0	0	0	1
23:15	0	1	0	0	0	0	0	0	0	0	0	0	0	1
23:30	0	0	0	1	0	0	0	0	0	0	0	0	0	1
23:45	0	0	0	0	0	0	0	0	0	0	0	0	0	0
Totals	**25**	**83**	**120**	**61**	**20**	**1**								**310**
% of Totals	8%	27%	39%	20%	6%	0%								100%

AM Volumes	8	32	37	23	11	1	0	0	0	0	0	0	0	112
% AM	3%	10%	12%	7%	4%	0%								36%
AM Peak Hour	08:45	10:45	07:30	07:30	09:45	05:30								11:00
Volume	3	14	9	9	3	1								28
PM Volumes	17	51	83	38	9	0	0	0	0	0	0	0	0	198
% PM	5%	16%	27%	12%	3%									64%
PM Peak Hour	15:00	14:45	14:15	14:00	12:00									14:30
Volume	6	12	20	9	3									43

Directional Peak Periods	AM 7-9			NOON 12-2			PM 4-6			Off Peak Volumes		
All Classes	Volume	⟷	%	Volume	⟷	%	Volume	⟷	%	Volume	⟷	%
	35		11%	45		15%	43		14%	187		60%

Street Name	Direction	Percentiles					
		15th	50th	Average	85th	95th	ADT
S Beachwood Dr	North Bound	18	23	23	28	32	337
S Beachwood Dr	South Bound	16	22	22	28	31	310

Prepared by National Data & Surveying Services

SPEED

S Beachwood Dr Bet. W Verdugo Ave & W Oak St

Day: Tuesday
Date: 1/18/2022

City: Burbank
Project #: CA22_020022_021

Summary

Time	< 15	15 - 19	20 - 24	25 - 29	30 - 34	35 - 39	40 - 44	45 - 49	50 - 54	55 - 59	60 - 64	65 - 69	70 +	Total
00:00 AM	0	0	0	0	0	0	0	0	0	0	0	0	0	0
00:15	0	0	0	1	0	0	0	0	0	0	0	0	0	1
00:30	0	0	0	0	0	0	0	0	0	0	0	0	0	0
00:45	0	0	2	1	0	0	0	0	0	0	0	0	0	3
01:00	0	1	1	0	0	0	0	0	0	0	0	0	0	2
01:15	0	0	0	0	0	0	0	0	0	0	0	0	0	0
01:30	0	0	0	0	0	0	0	0	0	0	0	0	0	0
01:45	0	0	0	0	0	0	0	0	0	0	0	0	0	0
02:00	0	0	2	1	0	0	0	0	0	0	0	0	0	3
02:15	0	0	0	0	0	0	0	0	0	0	0	0	0	0
02:30	0	0	0	0	0	0	0	0	0	0	0	0	0	0
02:45	0	0	0	0	0	0	0	0	0	0	0	0	0	0
03:00	0	0	0	0	0	0	0	0	0	0	0	0	0	0
03:15	0	0	0	0	0	0	0	0	0	0	0	0	0	0
03:30	0	0	0	0	0	0	0	0	0	0	0	0	0	0
03:45	0	0	0	0	0	0	0	0	0	0	0	0	0	0
04:00	0	0	0	0	0	0	0	0	0	0	0	0	0	0
04:15	0	0	0	0	0	0	0	0	0	0	0	0	0	0
04:30	0	0	0	0	0	0	0	0	0	0	0	0	0	0
04:45	1	0	0	0	0	0	0	0	0	0	0	0	0	1
05:00	0	0	0	0	1	0	0	0	0	0	0	0	0	1
05:15	1	0	0	0	0	0	0	0	0	0	0	0	0	1
05:30	0	0	0	0	1	0	0	0	0	0	0	0	0	1
05:45	0	1	1	0	1	0	0	0	0	0	0	0	0	3
06:00	0	1	2	2	0	0	0	0	0	0	0	0	0	5
06:15	0	1	2	1	2	1	0	0	0	0	0	0	0	7
06:30	1	1	0	0	0	0	0	0	0	0	0	0	0	2
06:45	0	2	2	1	1	0	0	0	0	0	0	0	0	6
07:00	0	1	0	1	1	0	0	0	0	0	0	0	0	3
07:15	0	1	2	0	1	0	0	0	0	0	0	0	0	4
07:30	0	3	4	4	0	0	0	0	0	0	0	0	0	11
07:45	0	2	7	3	2	0	0	0	0	0	0	0	0	14
08:00	0	0	2	5	1	0	0	0	0	0	0	0	0	8
08:15	0	2	5	4	1	0	0	0	0	0	0	0	0	12
08:30	0	2	4	1	1	0	0	0	0	0	0	0	0	8
08:45	1	2	4	2	1	0	0	0	0	0	0	0	0	10
09:00	0	4	1	1	1	0	0	0	0	0	0	0	0	7
09:15	1	3	3	4	0	0	0	0	0	0	0	0	0	11
09:30	1	2	4	2	0	0	0	0	0	0	0	0	0	9
09:45	0	1	3	5	1	0	0	0	0	0	0	0	0	10
10:00	0	2	1	1	0	0	0	0	0	0	0	0	0	4
10:15	1	1	1	2	1	0	0	0	0	0	0	0	0	6
10:30	0	1	1	2	2	0	0	0	0	0	0	0	0	6
10:45	0	3	5	1	1	0	0	0	0	0	0	0	0	10
11:00	0	7	7	2	0	0	0	0	0	0	0	0	0	16
11:15	1	9	6	4	0	1	0	0	0	0	0	0	0	21
11:30	1	2	8	2	0	0	0	0	0	0	0	0	0	13
11:45	0	1	3	4	0	0	0	0	0	0	0	0	0	8
12:00 PM	2	3	2	4	1	1	0	0	0	0	0	0	0	13
12:15	0	4	4	4	0	0	0	0	0	0	0	0	0	12
12:30	0	0	7	5	1	0	0	0	0	0	0	0	0	13
12:45	0	3	7	3	3	0	0	0	0	0	0	0	0	16
13:00	1	0	2	3	1	0	0	0	0	0	0	0	0	7
13:15	0	5	5	7	0	0	0	0	0	0	0	0	0	17
13:30	2	3	1	3	1	0	0	0	0	0	0	0	0	10
13:45	0	1	2	2	1	0	0	0	0	0	0	0	0	6
14:00	0	2	6	5	1	0	0	0	0	0	0	0	0	14
14:15	0	1	5	6	3	0	0	0	0	0	0	0	0	15
14:30	2	1	4	3	1	0	0	0	0	0	0	0	0	11
14:45	1	7	12	4	0	0	0	0	0	0	0	0	0	24
15:00	1	7	21	5	2	0	0	0	0	0	0	0	0	36
15:15	6	3	4	0	2	0	0	0	0	0	0	0	0	15
15:30	1	3	5	1	0	0	0	0	0	0	0	0	0	10
15:45	3	0	4	3	0	0	0	0	0	0	0	0	0	10
16:00	2	2	8	2	0	0	0	0	0	0	0	0	0	14
16:15	2	2	2	2	0	0	0	0	0	0	0	0	0	8
16:30	0	3	8	0	0	0	0	0	0	0	0	0	0	11
16:45	2	1	2	2	0	0	0	0	0	0	0	0	0	7
17:00	1	2	5	1	0	0	0	0	0	0	0	0	0	9
17:15	0	2	5	1	0	0	0	0	0	0	0	0	0	8
17:30	0	2	4	2	0	0	0	0	0	0	0	0	0	8
17:45	1	2	7	1	1	0	0	0	0	0	0	0	0	12
18:00	0	3	4	1	0	0	0	0	0	0	0	0	0	8
18:15	1	2	6	4	0	0	0	0	0	0	0	0	0	13
18:30	0	2	4	3	0	0	0	0	0	0	0	0	0	9
18:45	0	2	5	4	0	0	0	0	0	0	0	0	0	11
19:00	2	2	3	1	0	0	0	0	0	0	0	0	0	8
19:15	1	2	7	2	0	0	0	0	0	0	0	0	0	12
19:30	0	1	0	0	0	0	0	0	0	0	0	0	0	1
19:45	0	0	5	1	0	0	0	0	0	0	0	0	0	6
20:00	0	1	4	1	0	0	0	0	0	0	0	0	0	6
20:15	0	4	2	1	1	0	0	0	0	0	0	0	0	8
20:30	0	0	2	0	1	0	0	0	0	0	0	0	0	3
20:45	0	0	2	1	0	0	0	0	0	0	0	0	0	3
21:00	1	1	0	0	0	0	0	0	0	0	0	0	0	2
21:15	1	0	2	2	0	0	0	0	0	0	0	0	0	5
21:30	1	0	2	0	0	0	0	0	0	0	0	0	0	3
21:45	0	1	2	1	0	0	0	0	0	0	0	0	0	4
22:00	1	0	1	0	0	1	0	0	0	0	0	0	0	3
22:15	0	0	0	1	0	0	0	0	0	0	0	0	0	1
22:30	0	0	0	1	0	0	0	0	0	0	0	0	0	1
22:45	0	0	0	0	0	0	0	0	0	0	0	0	0	0
23:00	0	1	0	0	0	0	0	0	0	0	0	0	0	1
23:15	0	2	1	0	0	0	0	0	0	0	0	0	0	3
23:30	0	0	0	2	0	0	0	0	0	0	0	0	0	2
23:45	0	1	0	0	0	0	0	0	0	0	0	0	0	1
Totals	44	140	267	152	40	4								647
% of Totals	7%	22%	41%	23%	6%	1%								100%

AM Volumes	9	56	83	57	20	2	0	0	0	0	0	0	0	227
% AM	1%	9%	13%	9%	3%	0%								35%
AM Peak Hour	11:15	10:45	10:45	11:45	07:45	11:15								10:45
Volume	4	21	26	17	5	2								60
PM Volumes	35	84	184	95	20	2	0	0	0	0	0	0	0	420
% PM	5%	13%	28%	15%	3%	0%								65%
PM Peak Hour	15:15	14:45	14:15	12:30	13:30	12:00								14:15
Volume	12	20	42	18	6	1								86

Directional Peak Periods	AM 7-9			NOON 12-2			PM 4-6			Off Peak Volumes		
All Classes	Volume	↔	%	Volume	↔	%	Volume	↔	%	Volume	↔	%
	70	↔	11%	94	↔	15%	77	↔	12%	406	↔	63%

Street Name	Direction	Percentiles					
		15th	50th	Average	85th	95th	ADT
S Beachwood Dr	Summary	17	23	22	28	31	647

Prepared by National Data & Surveying Services

SPEED

S Beachwood Dr Bet. W Verdugo Ave & W Oak St

Day: Tuesday
Date: 1/18/2022

City: Burbank
Project #: CA22_020022_021n

North Bound

Time	< 15	15 - 19	20 - 24	25 - 29	30 - 34	35 - 39	40 - 44	45 - 49	50 - 54	55 - 59	60 - 64	65 - 69	70 +	Total
00:00 AM	0	0	1	1	0	0	0	0	0	0	0	0	0	2
01:00	0	1	1	0	0	0	0	0	0	0	0	0	0	2
02:00	0	0	1	1	0	0	0	0	0	0	0	0	0	2
03:00	0	0	0	0	0	0	0	0	0	0	0	0	0	0
04:00	0	0	0	0	0	0	0	0	0	0	0	0	0	0
05:00	0	1	1	0	1	0	0	0	0	0	0	0	0	3
06:00	0	1	2	3	2	0	0	0	0	0	0	0	0	8
07:00	0	4	9	4	3	0	0	0	0	0	0	0	0	20
08:00	0	2	6	5	2	0	0	0	0	0	0	0	0	15
09:00	0	5	4	9	0	0	0	0	0	0	0	0	0	18
10:00	0	4	6	4	1	0	0	0	0	0	0	0	0	15
11:00	1	6	15	7	0	1	0	0	0	0	0	0	0	30
12:00 PM	0	2	12	10	2	1	0	0	0	0	0	0	0	27
13:00	1	5	5	10	1	0	0	0	0	0	0	0	0	22
14:00	2	6	13	9	3	0	0	0	0	0	0	0	0	33
15:00	5	3	19	5	3	0	0	0	0	0	0	0	0	35
16:00	4	3	6	3	0	0	0	0	0	0	0	0	0	16
17:00	1	3	9	4	1	0	0	0	0	0	0	0	0	18
18:00	0	5	15	7	0	0	0	0	0	0	0	0	0	27
19:00	2	3	12	4	0	0	0	0	0	0	0	0	0	21
20:00	0	1	6	0	1	0	0	0	0	0	0	0	0	8
21:00	2	0	2	2	0	0	0	0	0	0	0	0	0	6
22:00	1	0	1	2	0	1	0	0	0	0	0	0	0	5
23:00	0	2	1	1	0	0	0	0	0	0	0	0	0	4
Totals	19	57	147	91	20	3								337
% of Totals	6%	17%	44%	27%	6%	1%								100%

AM Volumes	1	24	46	34	9	1	0	0	0	0	0	0	0	115
% AM	0%	7%	14%	10%	3%	0%								34%
AM Peak Hour	11:00	11:00	11:00	09:00	07:00	11:00								11:00
Volume	1	6	15	9	3	1								30
PM Volumes	18	33	101	57	11	2	0	0	0	0	0	0	0	222
% PM	5%	10%	30%	17%	3%	1%								66%
PM Peak Hour	15:00	14:00	15:00	12:00	14:00	12:00								15:00
Volume	5	6	19	10	3	1								35

Directional Peak Periods	AM 7-9			NOON 12-2			PM 4-6			Off Peak Volumes		
All Speeds	Volume		%	Volume		%	Volume		%	Volume		%
	35	↔	10%	49	↔	15%	34	↔	10%	219	↔	65%

Street Name	Direction	Percentiles					
		15th	50th	Average	85th	95th	ADT
S Beachwood Dr	North Bound	18	23	23	28	32	337
S Beachwood Dr	South Bound	16	22	22	28	31	310

Prepared by National Data & Surveying Services

SPEED

S Beachwood Dr Bet. W Verdugo Ave & W Oak St

Day: Tuesday
Date: 1/18/2022

City: Burbank
Project #: CA22_020022_021s

South Bound

Time	< 15	15 - 19	20 - 24	25 - 29	30 - 34	35 - 39	40 - 44	45 - 49	50 - 54	55 - 59	60 - 64	65 - 69	70 +	Total
00:00 AM	0	0	1	1	0	0	0	0	0	0	0	0	0	2
01:00	0	0	0	0	0	0	0	0	0	0	0	0	0	0
02:00	0	0	1	0	0	0	0	0	0	0	0	0	0	1
03:00	0	0	0	0	0	0	0	0	0	0	0	0	0	0
04:00	1	0	0	0	0	0	0	0	0	0	0	0	0	1
05:00	1	0	0	0	2	0	0	0	0	0	0	0	0	3
06:00	1	4	4	1	1	1	0	0	0	0	0	0	0	12
07:00	0	3	4	4	1	0	0	0	0	0	0	0	0	12
08:00	1	4	9	7	2	0	0	0	0	0	0	0	0	23
09:00	2	5	7	3	2	0	0	0	0	0	0	0	0	19
10:00	1	3	2	2	3	0	0	0	0	0	0	0	0	11
11:00	1	13	9	5	0	0	0	0	0	0	0	0	0	28
12:00 PM	2	8	8	6	3	0	0	0	0	0	0	0	0	27
13:00	2	4	5	5	2	0	0	0	0	0	0	0	0	18
14:00	1	5	14	9	2	0	0	0	0	0	0	0	0	31
15:00	6	10	15	4	1	0	0	0	0	0	0	0	0	36
16:00	2	5	14	3	0	0	0	0	0	0	0	0	0	24
17:00	1	5	12	1	0	0	0	0	0	0	0	0	0	19
18:00	1	4	4	5	0	0	0	0	0	0	0	0	0	14
19:00	1	2	3	0	0	0	0	0	0	0	0	0	0	6
20:00	0	4	4	3	1	0	0	0	0	0	0	0	0	12
21:00	1	2	4	1	0	0	0	0	0	0	0	0	0	8
22:00	0	0	0	0	0	0	0	0	0	0	0	0	0	0
23:00	0	2	0	1	0	0	0	0	0	0	0	0	0	3
Totals	25	83	120	61	20	1								310
% of Totals	8%	27%	39%	20%	6%	0%								100%

AM Volumes	8	32	37	23	11	1	0	0	0	0	0	0	0	112
% AM	3%	10%	12%	7%	4%	0%								36%
AM Peak Hour	09:00	11:00	08:00	08:00	10:00	06:00								11:00
Volume	2	13	9	7	3	1								28
PM Volumes	17	51	83	38	9	0	0	0	0	0	0	0	0	198
% PM	5%	16%	27%	12%	3%									64%
PM Peak Hour	15:00	15:00	15:00	14:00	12:00									15:00
Volume	6	10	15	9	3									36

Directional Peak Periods	AM 7-9			NOON 12-2			PM 4-6			Off Peak Volumes		
All Speeds	Volume		%	Volume		%	Volume		%	Volume		%
	35	↔	11%	45	↔	15%	43	↔	14%	187	↔	60%

Street Name	Direction	Percentiles					
		15th	50th	Average	85th	95th	ADT
S Beachwood Dr	North Bound	18	23	23	28	32	337
S Beachwood Dr	South Bound	16	22	22	28	31	310

Prepared by National Data & Surveying Services

SPEED

S Beachwood Dr Bet. W Verdugo Ave & W Oak St

Day: Tuesday
Date: 1/18/2022

City: Burbank
Project #: CA22_020022_021

Summary

Time	< 15	15 - 19	20 - 24	25 - 29	30 - 34	35 - 39	40 - 44	45 - 49	50 - 54	55 - 59	60 - 64	65 - 69	70 +	Total
00:00 AM	0	0	2	2	0	0	0	0	0	0	0	0	0	4
01:00	0	1	1	0	0	0	0	0	0	0	0	0	0	2
02:00	0	0	2	1	0	0	0	0	0	0	0	0	0	3
03:00	0	0	0	0	0	0	0	0	0	0	0	0	0	0
04:00	1	0	0	0	0	0	0	0	0	0	0	0	0	1
05:00	1	1	1	0	3	0	0	0	0	0	0	0	0	6
06:00	1	5	6	4	3	1	0	0	0	0	0	0	0	20
07:00	0	7	13	8	4	0	0	0	0	0	0	0	0	32
08:00	1	6	15	12	4	0	0	0	0	0	0	0	0	38
09:00	2	10	11	12	2	0	0	0	0	0	0	0	0	37
10:00	1	7	8	6	4	0	0	0	0	0	0	0	0	26
11:00	2	19	24	12	0	1	0	0	0	0	0	0	0	58
12:00 PM	2	10	20	16	5	1	0	0	0	0	0	0	0	54
13:00	3	9	10	15	3	0	0	0	0	0	0	0	0	40
14:00	3	11	27	18	5	0	0	0	0	0	0	0	0	64
15:00	11	13	34	9	4	0	0	0	0	0	0	0	0	71
16:00	6	8	20	6	0	0	0	0	0	0	0	0	0	40
17:00	2	8	21	5	1	0	0	0	0	0	0	0	0	37
18:00	1	9	19	12	0	0	0	0	0	0	0	0	0	41
19:00	3	5	15	4	0	0	0	0	0	0	0	0	0	27
20:00	0	5	10	3	2	0	0	0	0	0	0	0	0	20
21:00	3	2	6	3	0	0	0	0	0	0	0	0	0	14
22:00	1	0	1	2	0	1	0	0	0	0	0	0	0	5
23:00	0	4	1	2	0	0	0	0	0	0	0	0	0	7
Totals	44	140	267	152	40	4								647
% of Totals	7%	22%	41%	23%	6%	1%								100%

AM Volumes	9	56	83	57	20	2	0	0	0	0	0	0	0	227
% AM	1%	9%	13%	9%	3%	0%								35%
AM Peak Hour	09:00	11:00	11:00	08:00	07:00	06:00								11:00
Volume	2	19	24	12	4	1								58
PM Volumes	35	84	184	95	20	2	0	0	0	0	0	0	0	420
% PM	5%	13%	28%	15%	3%	0%								65%
PM Peak Hour	15:00	15:00	15:00	14:00	12:00	12:00								15:00
Volume	11	13	34	18	5	1								71

Directional Peak Periods	AM 7-9			NOON 12-2			PM 4-6			Off Peak Volumes		
All Speeds	Volume		%	Volume		%	Volume		%	Volume		%
	70	↔	11%	94	↔	15%	77	↔	12%	406	↔	63%

Street Name	Direction	Percentiles					
		15th	50th	Average	85th	95th	ADT
S Beachwood Dr	Summary	17	23	22	28	31	647

Prepared by NDS/ATD

Prepared by National Data & Surveying Services

VOLUME

S Beachwood Dr Bet. W Verdugo Ave & W Oak St

Day: Tuesday
Date: 1/18/2022

City: Burbank
Project #: CA22_020022_021

DAILY TOTALS	NB	SB	EB	WB	Total
	337	310	0	0	647

AM Period	NB		SB		EB	WB	TOTAL		PM Period	NB		SB		EB	WB	TOTAL	
00:00	0		0		0	0			12:00	5		8		0	0	13	
00:15	1		0		0	0	1		12:15	6		6		0	0	12	
00:30	0		0		0	0			12:30	8		5		0	0	13	
00:45	1	2	2	2	0	0	3	4	12:45	8	27	8	27	0	0	16	54
01:00	2		0		0	0	2		13:00	4		3		0	0	7	
01:15	0		0		0	0			13:15	9		8		0	0	17	
01:30	0		0		0	0			13:30	4		6		0	0	10	
01:45	0	2	0		0	0		2	13:45	5	22	1	18	0	0	6	40
02:00	2		1		0	0	3		14:00	7		7		0	0	14	
02:15	0		0		0	0			14:15	9		6		0	0	15	
02:30	0		0		0	0			14:30	5		6		0	0	11	
02:45	0	2	0	1	0	0		3	14:45	12	33	12	31	0	0	24	64
03:00	0		0		0	0			15:00	18		18		0	0	36	
03:15	0		0		0	0			15:15	8		7		0	0	15	
03:30	0		0		0	0			15:30	6		4		0	0	10	
03:45	0		0		0	0			15:45	3	35	7	36	0	0	10	71
04:00	0		0		0	0			16:00	6		8		0	0	14	
04:15	0		0		0	0			16:15	4		4		0	0	8	
04:30	0		0		0	0			16:30	3		8		0	0	11	
04:45	0		1	1	0	0	1	1	16:45	3	16	4	24	0	0	7	40
05:00	0		1		0	0	1		17:00	4		5		0	0	9	
05:15	0		1		0	0	1		17:15	2		6		0	0	8	
05:30	1		0		0	0	1		17:30	5		3		0	0	8	
05:45	2	3	1	3	0	0	3	6	17:45	7	18	5	19	0	0	12	37
06:00	1		4		0	0	5		18:00	3		5		0	0	8	
06:15	2		5		0	0	7		18:15	8		5		0	0	13	
06:30	0		2		0	0	2		18:30	8		1		0	0	9	
06:45	5	8	1	12	0	0	6	20	18:45	8	27	3	14	0	0	11	41
07:00	0		3		0	0	3		19:00	4		4		0	0	8	
07:15	2		2		0	0	4		19:15	10		2		0	0	12	
07:30	6		5		0	0	11		19:30	1		0		0	0	1	
07:45	12	20	2	12	0	0	14	32	19:45	6	21	0	6	0	0	6	27
08:00	2		6		0	0	8		20:00	3		3		0	0	6	
08:15	4		8		0	0	12		20:15	3		5		0	0	8	
08:30	2		6		0	0	8		20:30	1		2		0	0	3	
08:45	7	15	3	23	0	0	10	38	20:45	1	8	2	12	0	0	3	20
09:00	4		3		0	0	7		21:00	1		1		0	0	2	
09:15	4		7		0	0	11		21:15	4		1		0	0	5	
09:30	5		4		0	0	9		21:30	1		2		0	0	3	
09:45	5	18	5	19	0	0	10	37	21:45	0	6	4	8	0	0	4	14
10:00	3		1		0	0	4		22:00	3		0		0	0	3	
10:15	1		5		0	0	6		22:15	1		0		0	0	1	
10:30	5		1		0	0	6		22:30	1		0		0	0	1	
10:45	6	15	4	11	0	0	10	26	22:45	0	5	0		0	0		5
11:00	8		8		0	0	16		23:00	0		1		0	0	1	
11:15	10		11		0	0	21		23:15	2		1		0	0	3	
11:30	9		4		0	0	13		23:30	1		1		0	0	2	
11:45	3	30	5	28	0	0	8	58	23:45	1	4	0	3	0	0	1	7
TOTALS		115		112				227	TOTALS		222		198				420
SPLIT %		50.7%		49.3%				35.1%	SPLIT %		52.9%		47.1%				64.9%

DAILY TOTALS	NB	SB	EB	WB	Total
	337	310	0	0	647

AM Peak Hour	10:45	11:00			10:45	PM Peak Hour	14:15	14:30			14:15
AM Pk Volume	33	28			60	PM Pk Volume	44	43			86
Pk Hr Factor	0.825	0.636			0.714	Pk Hr Factor	0.611	0.597			0.597
7 - 9 Volume	35	35	0	0	70	4 - 6 Volume	34	43	0	0	77
7 - 9 Peak Hour	07:30	08:00			07:30	4 - 6 Peak Hour	17:00	16:00			16:00
7 - 9 Pk Volume	24	23	0	0	45	4 - 6 Pk Volume	18	24	0	0	40
Pk Hr Factor	0.500	0.719	0.000	0.000	0.804	Pk Hr Factor	0.643	0.750	0.000	0.000	0.714

Prepared by NDS/ATD

Project #: CA22_020022_021 **City:** Burbank

Location: S Beachwood Dr Bet. W Verdugo Ave & W **Date:** 1/18/2022

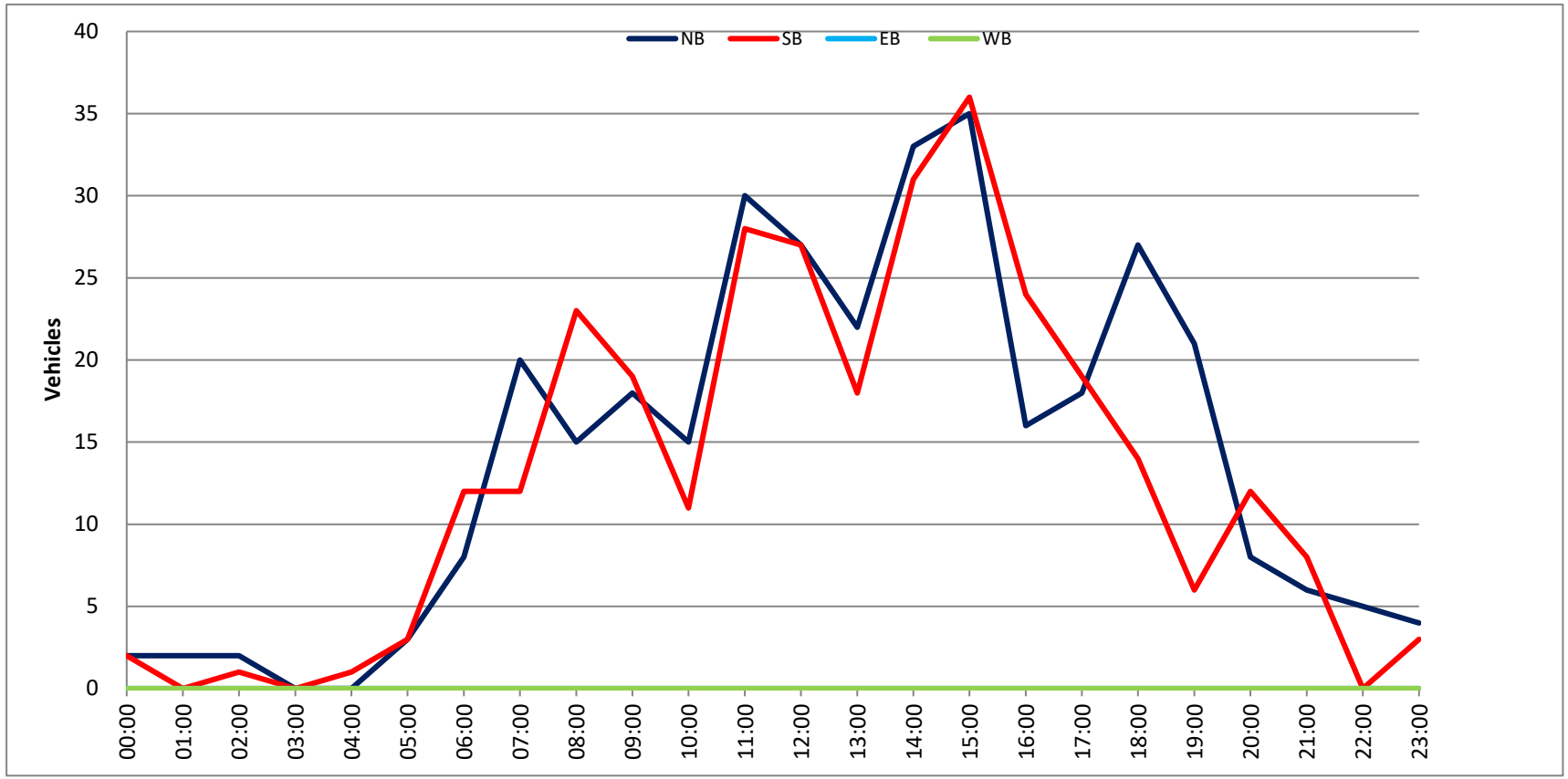

Prepared by National Data & Surveying Services

SPEED

S Beachwood Dr Bet. W Verdugo Ave & W Oak St

Day: Wednesday
Date: 1/19/2022

City: Burbank
Project #: CA22_020022_021n

North Bound

Time	< 15	15 - 19	20 - 24	25 - 29	30 - 34	35 - 39	40 - 44	45 - 49	50 - 54	55 - 59	60 - 64	65 - 69	70 +	Total
00:00 AM	0	1	0	0	0	0	0	0	0	0	0	0	0	1
00:15	0	0	0	0	0	0	0	0	0	0	0	0	0	0
00:30	0	0	0	0	0	0	0	0	0	0	0	0	0	0
00:45	0	0	0	0	0	0	0	0	0	0	0	0	0	0
01:00	0	0	0	0	0	0	0	0	0	0	0	0	0	0
01:15	0	0	0	0	0	0	0	0	0	0	0	0	0	0
01:30	0	0	0	0	0	0	0	0	0	0	0	0	0	0
01:45	0	0	0	0	0	0	0	0	0	0	0	0	0	0
02:00	0	0	0	0	0	0	0	0	0	0	0	0	0	0
02:15	0	0	0	0	2	0	0	0	0	0	0	0	0	2
02:30	0	0	0	0	0	0	0	0	0	0	0	0	0	0
02:45	0	0	0	0	0	0	0	0	0	0	0	0	0	0
03:00	0	0	0	0	0	0	0	0	0	0	0	0	0	0
03:15	0	0	0	0	1	0	0	0	0	0	0	0	0	1
03:30	0	0	1	0	0	0	0	0	0	0	0	0	0	1
03:45	0	0	0	0	0	0	0	0	0	0	0	0	0	0
04:00	0	0	0	0	0	0	0	0	0	0	0	0	0	0
04:15	0	0	0	0	0	0	0	0	0	0	0	0	0	0
04:30	0	0	0	0	0	0	0	0	0	0	0	0	0	0
04:45	0	0	0	0	0	0	0	0	0	0	0	0	0	0
05:00	0	0	0	0	0	0	0	0	0	0	0	0	0	0
05:15	0	0	0	1	0	0	0	0	0	0	0	0	0	1
05:30	0	1	0	0	0	0	0	0	0	0	0	0	0	1
05:45	0	0	0	0	0	0	0	0	0	0	0	0	0	0
06:00	1	0	0	0	0	0	0	0	0	0	0	0	0	1
06:15	0	1	2	0	0	0	0	0	0	0	0	0	0	3
06:30	0	0	1	0	0	0	0	0	0	0	0	0	0	1
06:45	0	0	1	1	1	0	0	0	0	0	0	0	0	3
07:00	0	0	0	1	1	0	0	0	0	0	0	0	0	2
07:15	0	1	1	0	0	0	0	0	0	0	0	0	0	2
07:30	1	0	1	1	0	0	0	0	0	0	0	0	0	3
07:45	0	2	10	2	1	1	0	0	0	0	0	0	0	16
08:00	0	2	1	1	0	0	0	0	0	0	0	0	0	4
08:15	0	1	3	3	0	1	0	0	0	0	0	0	0	8
08:30	0	1	1	0	0	0	0	0	0	0	0	0	0	2
08:45	1	0	2	1	0	0	0	0	0	0	0	0	0	4
09:00	0	0	1	1	1	0	0	0	0	0	0	0	0	3
09:15	3	1	2	0	0	0	0	0	0	0	0	0	0	6
09:30	1	2	2	2	0	0	0	0	0	0	0	0	0	7
09:45	1	1	2	0	0	0	0	0	0	0	0	0	0	4
10:00	1	1	1	2	0	1	0	0	0	0	0	0	0	6
10:15	0	2	0	2	0	0	0	0	0	0	0	0	0	4
10:30	0	1	6	1	0	0	0	0	0	0	0	0	0	8
10:45	0	1	2	1	1	1	0	0	0	0	0	0	0	6
11:00	1	3	3	1	0	0	0	0	0	0	0	0	0	8
11:15	1	2	1	0	0	0	0	0	0	0	0	0	0	4
11:30	0	1	2	2	0	0	0	0	0	0	0	0	0	5
11:45	1	0	2	1	1	0	0	0	0	0	0	0	0	5
12:00 PM	0	0	4	0	0	0	0	0	0	0	0	0	0	4
12:15	0	2	4	1	0	0	0	0	0	0	0	0	0	7
12:30	1	0	3	3	0	0	0	0	0	0	0	0	0	7
12:45	1	5	5	0	0	0	0	0	0	0	0	0	0	11
13:00	0	1	0	2	0	0	0	0	0	0	0	0	0	3
13:15	0	0	1	3	0	0	0	0	0	0	0	0	0	4
13:30	0	2	4	1	0	0	0	0	0	0	0	0	0	7
13:45	0	5	3	3	0	0	0	0	0	0	0	0	0	11
14:00	0	3	3	1	2	0	0	0	0	0	0	0	0	9
14:15	1	0	9	0	0	0	0	0	0	0	0	0	0	10
14:30	1	1	3	1	0	0	0	0	0	0	0	0	0	6
14:45	0	3	1	4	0	1	0	0	0	0	0	0	0	9
15:00	1	2	11	3	1	0	0	0	0	0	0	0	0	18
15:15	0	0	6	0	0	0	0	0	0	0	0	0	0	6
15:30	0	0	4	1	0	0	0	0	0	0	0	0	0	5
15:45	1	2	7	2	1	0	0	0	0	0	0	0	0	13
16:00	3	2	3	2	0	0	0	0	0	0	0	0	0	10
16:15	1	1	3	2	0	0	0	0	0	0	0	0	0	7
16:30	0	1	1	1	1	0	0	0	0	0	0	0	0	4
16:45	0	3	3	2	0	0	0	0	0	0	0	0	0	8
17:00	0	2	2	1	2	0	0	0	0	0	0	0	0	7
17:15	1	2	6	3	0	0	0	0	0	0	0	0	0	12
17:30	0	0	4	1	0	0	0	0	0	0	0	0	0	5
17:45	0	1	4	2	0	0	0	0	0	0	0	0	0	7
18:00	0	0	5	0	0	0	0	0	0	0	0	0	0	5
18:15	0	1	7	1	0	0	0	0	0	0	0	0	0	9
18:30	0	3	4	2	0	0	0	0	0	0	0	0	0	9
18:45	0	2	1	1	0	0	0	0	0	0	0	0	0	4
19:00	0	1	1	1	0	0	0	0	0	0	0	0	0	3
19:15	0	2	2	0	0	0	0	0	0	0	0	0	0	4
19:30	0	2	4	0	0	0	0	0	0	0	0	0	0	6
19:45	1	1	3	2	0	0	0	0	0	0	0	0	0	7
20:00	0	0	0	0	0	0	0	0	0	0	0	0	0	0
20:15	0	0	2	0	0	0	0	0	0	0	0	0	0	2
20:30	0	0	2	1	0	0	0	0	0	0	0	0	0	3
20:45	0	2	2	0	0	0	0	0	0	0	0	0	0	4
21:00	0	0	1	2	0	0	0	0	0	0	0	0	0	3
21:15	0	0	1	0	0	0	0	0	0	0	0	0	0	1
21:30	0	0	0	0	0	0	0	0	0	0	0	0	0	0
21:45	0	0	1	1	0	0	0	0	0	0	0	0	0	2
22:00	0	0	0	1	0	0	0	0	0	0	0	0	0	1
22:15	0	0	0	0	0	0	0	0	0	0	0	0	0	0
22:30	0	1	0	0	0	0	0	0	0	0	0	0	0	1
22:45	0	0	0	0	0	0	0	0	0	0	0	0	0	0
23:00	0	0	0	0	0	0	0	0	0	0	0	0	0	0
23:15	0	1	0	1	0	0	0	0	0	0	0	0	0	2
23:30	0	0	2	0	0	0	0	0	0	0	0	0	0	2
23:45	0	0	1	0	0	0	0	0	0	0	0	0	0	1
Totals	24	79	181	76	16	5								381
% of Totals	6%	21%	48%	20%	4%	1%								100%

AM Volumes	12	25	48	24	9	4	0	0	0	0	0	0	0	122
% AM	3%	7%	13%	6%	2%	1%								32%
AM Peak Hour	09:15	10:15	07:30	07:30	01:30	07:30								07:30
Volume	6	7	15	7	2	2								31
PM Volumes	12	54	133	52	7	1	0	0	0	0	0	0	0	259
% PM	3%	14%	35%	14%	2%	0%								68%
PM Peak Hour	15:30	13:15	15:00	13:00	16:15	14:00								14:15
Volume	5	10	28	9	3	1								43

Directional Peak Periods	AM 7-9			NOON 12-2			PM 4-6			Off Peak Volumes		
All Classes	Volume	⟷	%	Volume	⟷	%	Volume	⟷	%	Volume	⟷	%
	41		11%	54		14%	60		16%	226		59%

Street Name	Direction	Percentiles					
		15th	50th	Average	85th	95th	ADT
S Beachwood Dr	North Bound	17	22	22	28	31	381
S Beachwood Dr	South Bound	16	21	21	28	32	379

Prepared by National Data & Surveying Services

SPEED

S Beachwood Dr Bet. W Verdugo Ave & W Oak St

Day: Wednesday
Date: 1/19/2022

City: Burbank
Project #: CA22_020022_021s

South Bound

Time	< 15	15 - 19	20 - 24	25 - 29	30 - 34	35 - 39	40 - 44	45 - 49	50 - 54	55 - 59	60 - 64	65 - 69	70 +	Total
00:00 AM	0	0	0	0	0	0	0	0	0	0	0	0	0	0
00:15	0	0	0	0	0	0	0	0	0	0	0	0	0	0
00:30	0	0	0	0	0	0	0	0	0	0	0	0	0	0
00:45	0	0	0	0	0	0	0	0	0	0	0	0	0	0
01:00	0	0	0	0	0	0	0	0	0	0	0	0	0	0
01:15	0	0	0	0	0	0	0	0	0	0	0	0	0	0
01:30	0	0	0	0	0	0	0	0	0	0	0	0	0	0
01:45	0	0	0	0	0	0	0	0	0	0	0	0	0	0
02:00	0	0	0	0	0	0	0	0	0	0	0	0	0	0
02:15	0	0	0	0	0	0	0	0	0	0	0	0	0	0
02:30	0	0	0	0	0	0	0	0	0	0	0	0	0	0
02:45	0	0	0	0	0	0	0	0	0	0	0	0	0	0
03:00	0	0	0	0	0	0	0	0	0	0	0	0	0	0
03:15	0	0	0	0	0	0	0	0	0	0	0	0	0	0
03:30	0	0	0	0	1	0	0	0	0	0	0	0	0	1
03:45	0	0	0	0	0	0	0	0	0	0	0	0	0	0
04:00	0	0	0	0	0	0	0	0	0	0	0	0	0	0
04:15	0	0	0	0	0	0	0	0	0	0	0	0	0	0
04:30	0	1	0	0	0	0	0	0	0	0	0	0	0	1
04:45	1	0	0	0	0	0	0	0	0	0	0	0	0	1
05:00	0	0	0	0	1	0	0	0	0	0	0	0	0	1
05:15	0	0	0	0	0	0	0	0	0	0	0	0	0	0
05:30	0	0	0	0	0	0	0	0	0	0	0	0	0	0
05:45	1	0	0	1	0	0	0	0	0	0	0	0	0	2
06:00	0	1	1	0	1	0	0	0	0	0	0	0	0	3
06:15	0	1	1	0	1	0	0	0	0	0	0	0	0	3
06:30	0	1	0	0	0	0	0	0	0	0	0	0	0	1
06:45	0	2	1	1	0	0	0	0	0	0	0	0	0	4
07:00	0	0	2	0	0	0	0	0	0	0	0	0	0	2
07:15	0	0	1	0	0	0	0	0	0	0	0	0	0	1
07:30	0	0	0	2	1	0	0	0	0	0	0	0	0	3
07:45	0	4	2	1	0	0	0	0	0	0	0	0	0	7
08:00	0	0	2	2	0	0	0	0	0	0	0	0	0	4
08:15	0	1	1	2	0	0	0	0	0	0	0	0	0	4
08:30	1	2	0	2	0	0	0	0	0	0	0	0	0	5
08:45	0	4	2	1	0	0	0	0	0	0	0	0	0	7
09:00	1	0	1	1	0	0	0	0	0	0	0	0	0	3
09:15	1	0	0	0	0	0	0	0	0	0	0	0	0	1
09:30	1	2	1	1	0	0	0	0	0	0	0	0	0	5
09:45	2	1	0	1	0	0	0	0	0	0	0	0	0	4
10:00	1	0	0	0	1	0	0	0	0	0	0	0	0	2
10:15	0	3	3	0	1	0	0	0	0	0	0	0	0	7
10:30	2	1	0	2	1	0	0	0	0	0	0	0	0	6
10:45	0	1	3	0	1	0	0	0	0	0	0	0	0	5
11:00	0	2	2	2	0	0	0	0	0	0	0	0	0	6
11:15	1	2	2	1	1	0	0	0	0	0	0	0	0	7
11:30	0	7	3	0	0	0	0	0	0	0	0	0	0	10
11:45	1	1	1	2	0	0	0	0	0	0	0	0	0	5
12:00 PM	1	2	4	1	0	0	0	0	0	0	0	0	0	8
12:15	2	2	1	0	1	0	0	0	0	0	0	0	0	6
12:30	1	2	4	1	0	0	0	0	0	0	0	0	0	8
12:45	3	2	5	0	0	0	0	0	0	0	0	0	0	10
13:00	3	1	1	0	0	0	0	0	0	0	0	0	0	5
13:15	0	4	5	0	0	0	0	0	0	0	0	0	0	9
13:30	0	3	2	2	0	1	0	0	0	0	0	0	0	8
13:45	2	0	1	0	0	0	0	0	0	0	0	0	0	3
14:00	2	2	4	1	0	0	0	0	0	0	0	0	0	9
14:15	0	5	3	2	1	0	0	0	0	0	0	0	0	11
14:30	1	6	1	3	0	2	0	0	0	0	0	0	0	13
14:45	0	4	2	1	1	0	0	0	0	0	0	0	0	8
15:00	0	6	1	1	0	0	0	0	0	0	0	0	0	8
15:15	1	1	2	1	0	0	0	0	0	0	0	0	0	5
15:30	1	5	4	1	0	0	0	0	0	0	0	0	0	11
15:45	1	4	2	2	0	0	0	0	0	0	0	0	0	9
16:00	0	2	3	0	1	0	0	0	0	0	0	0	0	6
16:15	0	2	4	3	1	0	0	0	0	0	0	0	0	10
16:30	2	1	3	3	1	0	0	0	0	0	0	0	0	10
16:45	2	1	1	0	0	0	0	0	0	0	0	0	0	4
17:00	0	4	6	2	1	0	0	0	0	0	0	0	0	13
17:15	0	1	4	1	0	0	0	0	0	0	0	0	0	6
17:30	1	3	3	2	1	0	0	0	0	0	0	0	0	10
17:45	0	3	4	2	0	0	0	0	0	0	0	0	0	9
18:00	1	2	2	1	0	0	0	0	0	0	0	0	0	6
18:15	1	2	5	0	0	0	0	0	0	0	0	0	0	8
18:30	0	0	1	1	0	0	0	0	0	0	0	0	0	2
18:45	0	1	0	1	1	0	0	0	0	0	0	0	0	3
19:00	0	0	2	0	0	1	0	0	0	0	0	0	0	3
19:15	1	3	3	0	1	0	0	0	0	0	0	0	0	8
19:30	0	2	4	1	0	0	0	0	0	0	0	0	0	7
19:45	0	0	1	0	0	0	0	0	0	0	0	0	0	1
20:00	1	0	3	2	0	0	0	0	0	0	0	0	0	6
20:15	0	1	2	0	0	0	0	0	0	0	0	0	0	3
20:30	0	1	2	1	0	0	0	0	0	0	0	0	0	4
20:45	0	2	1	1	0	0	0	0	0	0	0	0	0	4
21:00	0	1	0	0	0	0	0	0	0	0	0	0	0	1
21:15	0	0	0	1	0	0	0	0	0	0	0	0	0	1
21:30	0	0	1	1	0	0	0	0	0	0	0	0	0	2
21:45	0	1	0	1	1	0	0	0	0	0	0	0	0	3
22:00	0	0	1	0	0	0	0	0	0	0	0	0	0	1
22:15	0	0	0	0	0	0	0	0	0	0	0	0	0	0
22:30	0	0	0	0	0	0	0	0	0	0	0	0	0	0
22:45	0	0	0	0	0	0	0	0	0	0	0	0	0	0
23:00	0	0	2	0	0	0	0	0	0	0	0	0	0	2
23:15	0	0	1	0	1	0	0	0	0	0	0	0	0	2
23:30	0	0	1	0	0	0	0	0	0	0	0	0	0	1
23:45	0	1	0	0	0	0	0	0	0	0	0	0	0	1
Totals	40	120	131	62	22	4								379
% of Totals	11%	32%	35%	16%	6%	1%								100%

AM Volumes	13	37	29	22	10	0	0	0	0	0	0	0	0	111
% AM	3%	10%	8%	6%	3%									29%
AM Peak Hour	09:00	10:45	10:45	07:30	10:00									11:15
Volume	5	12	10	7	4									30
PM Volumes	27	83	102	40	12	4	0	0	0	0	0	0	0	268
% PM	7%	22%	27%	11%	3%	1%								71%
PM Peak Hour	12:15	14:15	17:00	15:45	15:45	13:45								14:00
Volume	9	21	17	8	3	2								41

Directional Peak Periods	AM 7-9			NOON 12-2			PM 4-6			Off Peak Volumes		
All Classes	Volume	⟷	%	Volume	⟷	%	Volume	⟷	%	Volume	⟷	%
	33	⟷	9%	57	⟷	15%	68	⟷	18%	221	⟷	58%

Street Name	Direction	Percentiles					
		15th	50th	Average	85th	95th	ADT
S Beachwood Dr	North Bound	17	22	22	28	31	381
S Beachwood Dr	South Bound	16	21	21	28	32	379

Prepared by National Data & Surveying Services

SPEED

S Beachwood Dr Bet. W Verdugo Ave & W Oak St

Day: Wednesday
Date: 1/19/2022

City: Burbank
Project #: CA22_020022_021

Summary

Time	< 15	15 - 19	20 - 24	25 - 29	30 - 34	35 - 39	40 - 44	45 - 49	50 - 54	55 - 59	60 - 64	65 - 69	70 +	Total
00:00 AM	0	1	0	0	0	0	0	0	0	0	0	0	0	1
00:15	0	0	0	0	0	0	0	0	0	0	0	0	0	0
00:30	0	0	0	0	0	0	0	0	0	0	0	0	0	0
00:45	0	0	0	0	0	0	0	0	0	0	0	0	0	0
01:00	0	0	0	0	0	0	0	0	0	0	0	0	0	0
01:15	0	0	0	0	0	0	0	0	0	0	0	0	0	0
01:30	0	0	0	0	0	0	0	0	0	0	0	0	0	0
01:45	0	0	0	0	0	0	0	0	0	0	0	0	0	0
02:00	0	0	0	0	0	0	0	0	0	0	0	0	0	0
02:15	0	0	0	0	2	0	0	0	0	0	0	0	0	2
02:30	0	0	0	0	0	0	0	0	0	0	0	0	0	0
02:45	0	0	0	0	0	0	0	0	0	0	0	0	0	0
03:00	0	0	0	0	0	0	0	0	0	0	0	0	0	0
03:15	0	0	0	0	1	0	0	0	0	0	0	0	0	1
03:30	0	0	1	0	1	0	0	0	0	0	0	0	0	2
03:45	0	0	0	0	0	0	0	0	0	0	0	0	0	0
04:00	0	0	0	0	0	0	0	0	0	0	0	0	0	0
04:15	0	0	0	0	0	0	0	0	0	0	0	0	0	0
04:30	0	1	0	0	0	0	0	0	0	0	0	0	0	1
04:45	1	0	0	0	0	0	0	0	0	0	0	0	0	1
05:00	0	0	0	0	1	0	0	0	0	0	0	0	0	1
05:15	0	0	0	1	0	0	0	0	0	0	0	0	0	1
05:30	0	1	0	0	0	0	0	0	0	0	0	0	0	1
05:45	1	0	0	1	0	0	0	0	0	0	0	0	0	2
06:00	1	1	1	0	1	0	0	0	0	0	0	0	0	4
06:15	0	2	3	0	1	0	0	0	0	0	0	0	0	6
06:30	0	1	1	0	0	0	0	0	0	0	0	0	0	2
06:45	0	2	2	2	1	0	0	0	0	0	0	0	0	7
07:00	0	0	2	1	1	0	0	0	0	0	0	0	0	4
07:15	0	1	2	0	0	0	0	0	0	0	0	0	0	3
07:30	1	0	1	3	1	0	0	0	0	0	0	0	0	6
07:45	0	6	12	3	1	1	0	0	0	0	0	0	0	23
08:00	0	2	3	3	0	0	0	0	0	0	0	0	0	8
08:15	0	2	4	5	0	1	0	0	0	0	0	0	0	12
08:30	1	3	1	2	0	0	0	0	0	0	0	0	0	7
08:45	1	4	4	2	0	0	0	0	0	0	0	0	0	11
09:00	1	0	2	2	1	0	0	0	0	0	0	0	0	6
09:15	4	1	2	0	0	0	0	0	0	0	0	0	0	7
09:30	2	4	3	3	0	0	0	0	0	0	0	0	0	12
09:45	3	2	2	1	0	0	0	0	0	0	0	0	0	8
10:00	2	1	1	2	1	1	0	0	0	0	0	0	0	8
10:15	0	5	3	2	1	0	0	0	0	0	0	0	0	11
10:30	2	2	6	3	1	0	0	0	0	0	0	0	0	14
10:45	0	2	5	1	2	1	0	0	0	0	0	0	0	11
11:00	1	5	5	3	0	0	0	0	0	0	0	0	0	14
11:15	2	4	3	1	1	0	0	0	0	0	0	0	0	11
11:30	0	8	5	2	0	0	0	0	0	0	0	0	0	15
11:45	2	1	3	3	1	0	0	0	0	0	0	0	0	10
12:00 PM	1	2	8	1	0	0	0	0	0	0	0	0	0	12
12:15	2	4	5	1	1	0	0	0	0	0	0	0	0	13
12:30	2	2	7	4	0	0	0	0	0	0	0	0	0	15
12:45	4	7	10	0	0	0	0	0	0	0	0	0	0	21
13:00	3	2	1	2	0	0	0	0	0	0	0	0	0	8
13:15	0	4	6	3	0	0	0	0	0	0	0	0	0	13
13:30	0	5	6	3	0	1	0	0	0	0	0	0	0	15
13:45	2	5	4	3	0	0	0	0	0	0	0	0	0	14
14:00	2	5	7	2	2	0	0	0	0	0	0	0	0	18
14:15	1	5	12	2	1	0	0	0	0	0	0	0	0	21
14:30	2	7	4	4	0	2	0	0	0	0	0	0	0	19
14:45	0	7	3	5	1	1	0	0	0	0	0	0	0	17
15:00	1	8	12	4	1	0	0	0	0	0	0	0	0	26
15:15	1	1	8	1	0	0	0	0	0	0	0	0	0	11
15:30	1	5	8	2	0	0	0	0	0	0	0	0	0	16
15:45	2	6	9	4	1	0	0	0	0	0	0	0	0	22
16:00	3	4	6	2	1	0	0	0	0	0	0	0	0	16
16:15	1	3	7	5	1	0	0	0	0	0	0	0	0	17
16:30	2	2	4	4	2	0	0	0	0	0	0	0	0	14
16:45	2	4	4	2	0	0	0	0	0	0	0	0	0	12
17:00	0	6	8	3	3	0	0	0	0	0	0	0	0	20
17:15	1	3	10	4	0	0	0	0	0	0	0	0	0	18
17:30	1	3	7	3	1	0	0	0	0	0	0	0	0	15
17:45	0	4	8	4	0	0	0	0	0	0	0	0	0	16
18:00	1	2	7	1	0	0	0	0	0	0	0	0	0	11
18:15	1	3	12	1	0	0	0	0	0	0	0	0	0	17
18:30	0	3	5	3	0	0	0	0	0	0	0	0	0	11
18:45	0	3	1	2	1	0	0	0	0	0	0	0	0	7
19:00	0	1	3	1	0	1	0	0	0	0	0	0	0	6
19:15	1	5	5	0	1	0	0	0	0	0	0	0	0	12
19:30	0	4	8	1	0	0	0	0	0	0	0	0	0	13
19:45	1	1	4	2	0	0	0	0	0	0	0	0	0	8
20:00	1	0	3	2	0	0	0	0	0	0	0	0	0	6
20:15	0	1	4	0	0	0	0	0	0	0	0	0	0	5
20:30	0	1	4	2	0	0	0	0	0	0	0	0	0	7
20:45	0	4	3	1	0	0	0	0	0	0	0	0	0	8
21:00	0	1	1	2	0	0	0	0	0	0	0	0	0	4
21:15	0	0	1	1	0	0	0	0	0	0	0	0	0	2
21:30	0	0	1	1	0	0	0	0	0	0	0	0	0	2
21:45	0	1	1	2	1	0	0	0	0	0	0	0	0	5
22:00	0	0	1	1	0	0	0	0	0	0	0	0	0	2
22:15	0	0	0	0	0	0	0	0	0	0	0	0	0	0
22:30	0	1	0	0	0	0	0	0	0	0	0	0	0	1
22:45	0	0	0	0	0	0	0	0	0	0	0	0	0	0
23:00	0	0	2	0	0	0	0	0	0	0	0	0	0	2
23:15	0	1	1	1	1	0	0	0	0	0	0	0	0	4
23:30	0	0	3	0	0	0	0	0	0	0	0	0	0	3
23:45	0	1	1	0	0	0	0	0	0	0	0	0	0	2
Totals	64	199	312	138	38	9								760
% of Totals	8%	26%	41%	18%	5%	1%								100%

AM Volumes	25	62	77	46	19	4	0	0	0	0	0	0	0	233
% AM	3%	8%	10%	6%	3%	1%								31%
AM Peak Hour	09:15	10:45	11:45	07:30	10:00	07:30								10:45
Volume	11	19	23	14	5	2								51
PM Volumes	39	137	235	92	19	5	0	0	0	0	0	0	0	527
% PM	5%	18%	31%	12%	3%	1%								69%
PM Peak Hour	12:15	14:15	15:00	14:15	16:15	14:00								14:15
Volume	11	27	37	15	6	3								83

Directional Peak Periods	AM 7-9			NOON 12-2			PM 4-6			Off Peak Volumes		
All Classes	Volume	⟷	%	Volume	⟷	%	Volume	⟷	%	Volume	⟷	%
	74	⟷	10%	111	⟷	15%	128	⟷	17%	447	⟷	59%

Street Name	Direction	Percentiles					
		15th	50th	Average	85th	95th	ADT
S Beachwood Dr	Summary	16	22	22	28	31	760

Prepared by National Data & Surveying Services

SPEED

S Beachwood Dr Bet. W Verdugo Ave & W Oak St

Day: Wednesday
Date: 1/19/2022

City: Burbank
Project #: CA22_020022_021n

North Bound

Time	< 15	15 - 19	20 - 24	25 - 29	30 - 34	35 - 39	40 - 44	45 - 49	50 - 54	55 - 59	60 - 64	65 - 69	70 +	Total
00:00 AM	0	1	0	0	0	0	0	0	0	0	0	0	0	1
01:00	0	0	0	0	0	0	0	0	0	0	0	0	0	0
02:00	0	0	0	0	2	0	0	0	0	0	0	0	0	2
03:00	0	0	1	0	1	0	0	0	0	0	0	0	0	2
04:00	0	0	0	0	0	0	0	0	0	0	0	0	0	0
05:00	0	1	0	1	0	0	0	0	0	0	0	0	0	2
06:00	1	1	4	1	1	0	0	0	0	0	0	0	0	8
07:00	1	3	12	4	2	1	0	0	0	0	0	0	0	23
08:00	1	4	7	5	0	1	0	0	0	0	0	0	0	18
09:00	5	4	7	3	1	0	0	0	0	0	0	0	0	20
10:00	1	5	9	6	1	2	0	0	0	0	0	0	0	24
11:00	3	6	8	4	1	0	0	0	0	0	0	0	0	22
12:00 PM	2	7	16	4	0	0	0	0	0	0	0	0	0	29
13:00	0	8	8	9	0	0	0	0	0	0	0	0	0	25
14:00	2	7	16	6	2	1	0	0	0	0	0	0	0	34
15:00	2	4	28	6	2	0	0	0	0	0	0	0	0	42
16:00	4	7	10	7	1	0	0	0	0	0	0	0	0	29
17:00	1	5	16	7	2	0	0	0	0	0	0	0	0	31
18:00	0	6	17	4	0	0	0	0	0	0	0	0	0	27
19:00	1	6	10	3	0	0	0	0	0	0	0	0	0	20
20:00	0	2	6	1	0	0	0	0	0	0	0	0	0	9
21:00	0	0	3	3	0	0	0	0	0	0	0	0	0	6
22:00	0	1	0	1	0	0	0	0	0	0	0	0	0	2
23:00	0	1	3	1	0	0	0	0	0	0	0	0	0	5
Totals	24	79	181	76	16	5								381
% of Totals	6%	21%	48%	20%	4%	1%								100%

AM Volumes	12	25	48	24	9	4	0	0	0	0	0	0	0	122
% AM	3%	7%	13%	6%	2%	1%								32%
AM Peak Hour	09:00	11:00	07:00	10:00	02:00	10:00								10:00
Volume	5	6	12	6	2	2								24
PM Volumes	12	54	133	52	7	1	0	0	0	0	0	0	0	259
% PM	3%	14%	35%	14%	2%	0%								68%
PM Peak Hour	16:00	13:00	15:00	13:00	14:00	14:00								15:00
Volume	4	8	28	9	2	1								42

Directional Peak Periods	AM 7-9			NOON 12-2			PM 4-6			Off Peak Volumes		
All Speeds	Volume		%	Volume		%	Volume		%	Volume		%
	41	↔	11%	54	↔	14%	60	↔	16%	226	↔	59%

Street Name	Direction	Percentiles					
		15th	50th	Average	85th	95th	ADT
S Beachwood Dr	North Bound	17	22	22	28	31	381
S Beachwood Dr	South Bound	16	21	21	28	32	379

Prepared by National Data & Surveying Services

SPEED

S Beachwood Dr Bet. W Verdugo Ave & W Oak St

Day: Wednesday
Date: 1/19/2022

City: Burbank
Project #: CA22_020022_021s

South Bound

Time	< 15	15 - 19	20 - 24	25 - 29	30 - 34	35 - 39	40 - 44	45 - 49	50 - 54	55 - 59	60 - 64	65 - 69	70 +	Total
00:00 AM	0	0	0	0	0	0	0	0	0	0	0	0	0	0
01:00	0	0	0	0	0	0	0	0	0	0	0	0	0	0
02:00	0	0	0	0	0	0	0	0	0	0	0	0	0	0
03:00	0	0	0	0	1	0	0	0	0	0	0	0	0	1
04:00	1	1	0	0	0	0	0	0	0	0	0	0	0	2
05:00	1	0	0	1	1	0	0	0	0	0	0	0	0	3
06:00	0	5	3	1	2	0	0	0	0	0	0	0	0	11
07:00	0	4	5	3	1	0	0	0	0	0	0	0	0	13
08:00	1	7	5	7	0	0	0	0	0	0	0	0	0	20
09:00	5	3	2	3	0	0	0	0	0	0	0	0	0	13
10:00	3	5	6	2	4	0	0	0	0	0	0	0	0	20
11:00	2	12	8	5	1	0	0	0	0	0	0	0	0	28
12:00 PM	7	8	14	2	1	0	0	0	0	0	0	0	0	32
13:00	5	8	9	2	0	1	0	0	0	0	0	0	0	25
14:00	3	17	10	7	2	2	0	0	0	0	0	0	0	41
15:00	3	16	9	5	0	0	0	0	0	0	0	0	0	33
16:00	4	6	11	6	3	0	0	0	0	0	0	0	0	30
17:00	1	11	17	7	2	0	0	0	0	0	0	0	0	38
18:00	2	5	8	3	1	0	0	0	0	0	0	0	0	19
19:00	1	5	10	1	1	1	0	0	0	0	0	0	0	19
20:00	1	4	8	4	0	0	0	0	0	0	0	0	0	17
21:00	0	2	1	3	1	0	0	0	0	0	0	0	0	7
22:00	0	0	1	0	0	0	0	0	0	0	0	0	0	1
23:00	0	1	4	0	1	0	0	0	0	0	0	0	0	6
Totals	40	120	131	62	22	4								379
% of Totals	11%	32%	35%	16%	6%	1%								100%

AM Volumes	13	37	29	22	10	0	0	0	0	0	0	0	0	111
% AM	3%	10%	8%	6%	3%									29%
AM Peak Hour	09:00	11:00	11:00	08:00	10:00									11:00
Volume	5	12	8	7	4									28
PM Volumes	27	83	102	40	12	4	0	0	0	0	0	0	0	268
% PM	7%	22%	27%	11%	3%	1%								71%
PM Peak Hour	12:00	14:00	17:00	14:00	16:00	14:00								14:00
Volume	7	17	17	7	3	2								41

Directional Peak Periods	AM 7-9			NOON 12-2			PM 4-6			Off Peak Volumes		
All Speeds	Volume		%	Volume		%	Volume		%	Volume		%
	33	↔	9%	57	↔	15%	68	↔	18%	221	↔	58%

Street Name	Direction	Percentiles					
		15th	50th	Average	85th	95th	ADT
S Beachwood Dr	North Bound	17	22	22	28	31	381
S Beachwood Dr	South Bound	16	21	21	28	32	379

Prepared by National Data & Surveying Services

SPEED

S Beachwood Dr Bet. W Verdugo Ave & W Oak St

Day: Wednesday
Date: 1/19/2022

City: Burbank
Project #: CA22_020022_021

Summary

Time	< 15	15 - 19	20 - 24	25 - 29	30 - 34	35 - 39	40 - 44	45 - 49	50 - 54	55 - 59	60 - 64	65 - 69	70 +	Total
00:00 AM	0	1	0	0	0	0	0	0	0	0	0	0	0	1
01:00	0	0	0	0	0	0	0	0	0	0	0	0	0	0
02:00	0	0	0	0	2	0	0	0	0	0	0	0	0	2
03:00	0	0	1	0	2	0	0	0	0	0	0	0	0	3
04:00	1	1	0	0	0	0	0	0	0	0	0	0	0	2
05:00	1	1	0	2	1	0	0	0	0	0	0	0	0	5
06:00	1	6	7	2	3	0	0	0	0	0	0	0	0	19
07:00	1	7	17	7	3	1	0	0	0	0	0	0	0	36
08:00	2	11	12	12	0	1	0	0	0	0	0	0	0	38
09:00	10	7	9	6	1	0	0	0	0	0	0	0	0	33
10:00	4	10	15	8	5	2	0	0	0	0	0	0	0	44
11:00	5	18	16	9	2	0	0	0	0	0	0	0	0	50
12:00 PM	9	15	30	6	1	0	0	0	0	0	0	0	0	61
13:00	5	16	17	11	0	1	0	0	0	0	0	0	0	50
14:00	5	24	26	13	4	3	0	0	0	0	0	0	0	75
15:00	5	20	37	11	2	0	0	0	0	0	0	0	0	75
16:00	8	13	21	13	4	0	0	0	0	0	0	0	0	59
17:00	2	16	33	14	4	0	0	0	0	0	0	0	0	69
18:00	2	11	25	7	1	0	0	0	0	0	0	0	0	46
19:00	2	11	20	4	1	1	0	0	0	0	0	0	0	39
20:00	1	6	14	5	0	0	0	0	0	0	0	0	0	26
21:00	0	2	4	6	1	0	0	0	0	0	0	0	0	13
22:00	0	1	1	1	0	0	0	0	0	0	0	0	0	3
23:00	0	2	7	1	1	0	0	0	0	0	0	0	0	11
Totals	64	199	312	138	38	9								760
% of Totals	8%	26%	41%	18%	5%	1%								100%

AM Volumes	25	62	77	46	19	4	0	0	0	0	0	0	0	233
% AM	3%	8%	10%	6%	3%	1%								31%
AM Peak Hour	09:00	11:00	07:00	08:00	10:00	10:00								11:00
Volume	10	18	17	12	5	2								50
PM Volumes	39	137	235	92	19	5	0	0	0	0	0	0	0	527
% PM	5%	18%	31%	12%	3%	1%								69%
PM Peak Hour	12:00	14:00	15:00	17:00	14:00	14:00								14:00
Volume	9	24	37	14	4	3								75

Directional Peak Periods	AM 7-9			NOON 12-2			PM 4-6			Off Peak Volumes		
All Speeds	Volume		%	Volume		%	Volume		%	Volume		%
	74	↔	10%	111	↔	15%	128	↔	17%	447	↔	59%

Street Name	Direction	Percentiles					
		15th	50th	Average	85th	95th	ADT
S Beachwood Dr	Summary	16	22	22	28	31	760

Prepared by NDS/ATD

Prepared by National Data & Surveying Services

VOLUME

S Beachwood Dr Bet. W Verdugo Ave & W Oak St

Day: Wednesday
Date: 1/19/2022

City: Burbank
Project #: CA22_020022_021

DAILY TOTALS	NB	SB	EB	WB	Total
	381	379	0	0	760

AM Period	NB		SB		EB	WB	TOTAL		PM Period	NB		SB		EB	WB	TOTAL	
00:00	1		0		0	0	1		12:00	4		8		0	0	12	
00:15	0		0		0	0			12:15	7		6		0	0	13	
00:30	0		0		0	0			12:30	7		8		0	0	15	
00:45	0	1	0		0	0		1	12:45	11	29	10	32	0	0	21	61
01:00	0		0		0	0			13:00	3		5		0	0	8	
01:15	0		0		0	0			13:15	4		9		0	0	13	
01:30	0		0		0	0			13:30	7		8		0	0	15	
01:45	0		0		0	0			13:45	11	25	3	25	0	0	14	50
02:00	0		0		0	0			14:00	9		9		0	0	18	
02:15	2		0		0	0	2		14:15	10		11		0	0	21	
02:30	0		0		0	0			14:30	6		13		0	0	19	
02:45	0	2	0		0	0		2	14:45	9	34	8	41	0	0	17	75
03:00	0		0		0	0			15:00	18		8		0	0	26	
03:15	1		0		0	0	1		15:15	6		5		0	0	11	
03:30	1		1		0	0	2		15:30	5		11		0	0	16	
03:45	0	2	0	1	0	0		3	15:45	13	42	9	33	0	0	22	75
04:00	0		0		0	0			16:00	10		6		0	0	16	
04:15	0		0		0	0			16:15	7		10		0	0	17	
04:30	0		1		0	0	1		16:30	4		10		0	0	14	
04:45	0		1	2	0	0	1	2	16:45	8	29	4	30	0	0	12	59
05:00	0		1		0	0	1		17:00	7		13		0	0	20	
05:15	1		0		0	0	1		17:15	12		6		0	0	18	
05:30	1		0		0	0	1		17:30	5		10		0	0	15	
05:45	0	2	2	3	0	0	2	5	17:45	7	31	9	38	0	0	16	69
06:00	1		3		0	0	4		18:00	5		6		0	0	11	
06:15	3		3		0	0	6		18:15	9		8		0	0	17	
06:30	1		1		0	0	2		18:30	9		2		0	0	11	
06:45	3	8	4	11	0	0	7	19	18:45	4	27	3	19	0	0	7	46
07:00	2		2		0	0	4		19:00	3		3		0	0	6	
07:15	2		1		0	0	3		19:15	4		8		0	0	12	
07:30	3		3		0	0	6		19:30	6		7		0	0	13	
07:45	16	23	7	13	0	0	23	36	19:45	7	20	1	19	0	0	8	39
08:00	4		4		0	0	8		20:00	0		6		0	0	6	
08:15	8		4		0	0	12		20:15	2		3		0	0	5	
08:30	2		5		0	0	7		20:30	3		4		0	0	7	
08:45	4	18	7	20	0	0	11	38	20:45	4	9	4	17	0	0	8	26
09:00	3		3		0	0	6		21:00	3		1		0	0	4	
09:15	6		1		0	0	7		21:15	1		1		0	0	2	
09:30	7		5		0	0	12		21:30	0		2		0	0	2	
09:45	4	20	4	13	0	0	8	33	21:45	2	6	3	7	0	0	5	13
10:00	6		2		0	0	8		22:00	1		1		0	0	2	
10:15	4		7		0	0	11		22:15	0		0		0	0		
10:30	8		6		0	0	14		22:30	1		0		0	0	1	
10:45	6	24	5	20	0	0	11	44	22:45	0	2	0	1	0	0		3
11:00	8		6		0	0	14		23:00	0		2		0	0	2	
11:15	4		7		0	0	11		23:15	2		2		0	0	4	
11:30	5		10		0	0	15		23:30	2		1		0	0	3	
11:45	5	22	5	28	0	0	10	50	23:45	1	5	1	6	0	0	2	11
TOTALS		122		111				233	TOTALS		259		268				527
SPLIT %		52.4%		47.6%				30.7%	SPLIT %		49.1%		50.9%				69.3%

DAILY TOTALS	NB	SB	EB	WB	Total
	381	379	0	0	760

AM Peak Hour	07:30	11:15			10:45	PM Peak Hour	14:15	14:00			14:15
AM Pk Volume	31	30			51	PM Pk Volume	43	41			83
Pk Hr Factor	0.484	0.750			0.850	Pk Hr Factor	0.597	0.788			0.798
7 - 9 Volume	41	33	0	0	74	4 - 6 Volume	60	68	0	0	128
7 - 9 Peak Hour	07:30	07:45			07:45	4 - 6 Peak Hour	16:45	17:00			17:00
7 - 9 Pk Volume	31	20	0	0	50	4 - 6 Pk Volume	32	38	0	0	69
Pk Hr Factor	0.484	0.714	0.000	0.000	0.543	Pk Hr Factor	0.667	0.731	0.000	0.000	0.863

Prepared by NDS/ATD

Project #: CA22_020022_021 **City:** Burbank

Location: S Beachwood Dr Bet. W Verdugo Ave & W **Date:** 1/19/2022

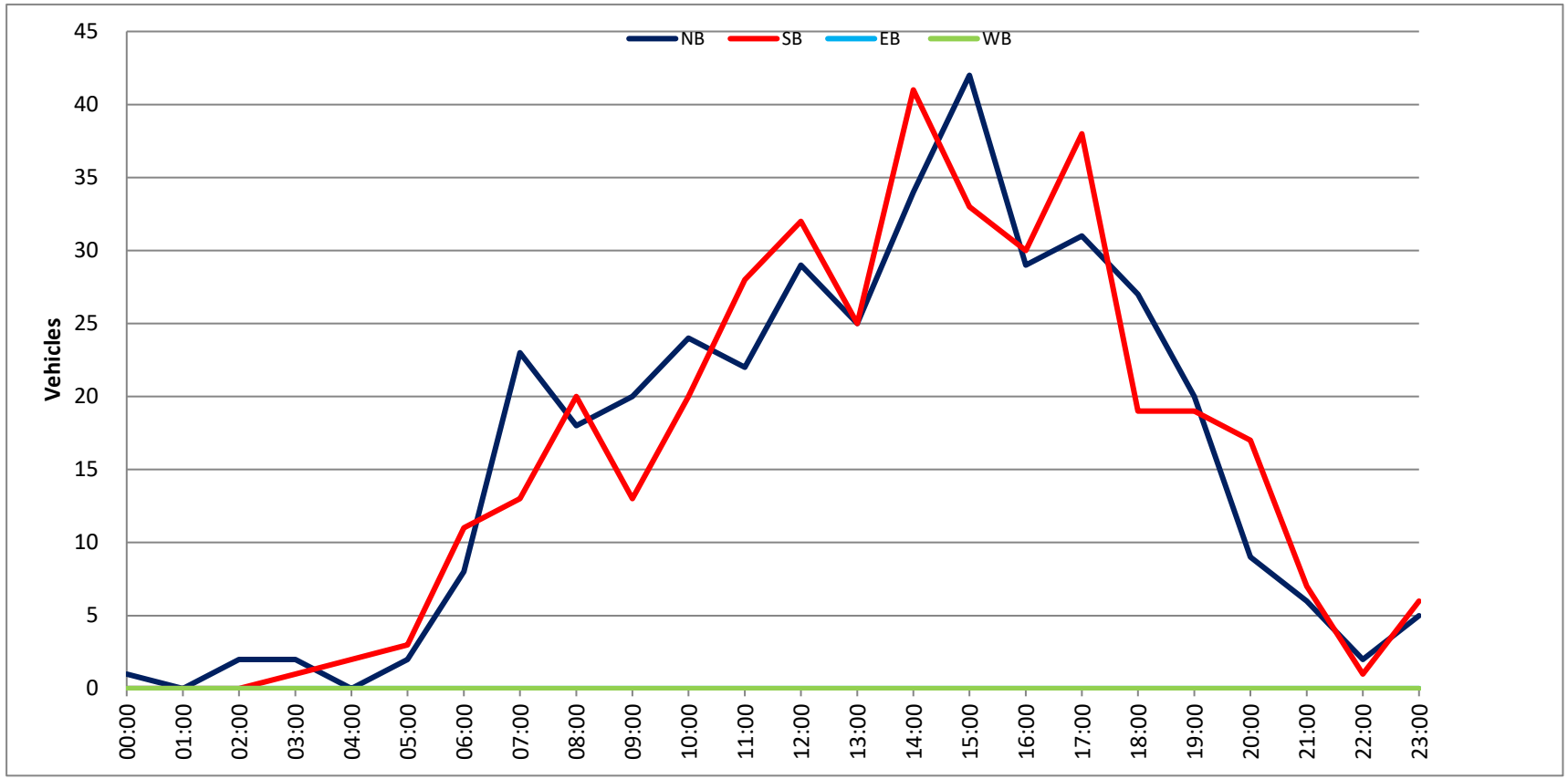

Prepared by National Data & Surveying Services

SPEED

S Beachwood Dr Bet. W Verdugo Ave & W Oak St

Day: Thursday
Date: 1/20/2022

City: Burbank
Project #: CA22_020022_021n

North Bound

Time	< 15	15 - 19	20 - 24	25 - 29	30 - 34	35 - 39	40 - 44	45 - 49	50 - 54	55 - 59	60 - 64	65 - 69	70 +	Total
00:00 AM	0	0	0	0	0	0	0	0	0	0	0	0	0	0
00:15	0	0	0	0	0	0	0	0	0	0	0	0	0	0
00:30	0	0	0	0	0	0	0	0	0	0	0	0	0	0
00:45	0	0	0	0	0	0	0	0	0	0	0	0	0	0
01:00	0	0	0	0	0	0	0	0	0	0	0	0	0	0
01:15	0	0	0	0	0	0	0	0	0	0	0	0	0	0
01:30	0	0	1	0	0	0	0	0	0	0	0	0	0	1
01:45	0	0	0	0	0	0	0	0	0	0	0	0	0	0
02:00	0	0	1	0	0	0	0	0	0	0	0	0	0	1
02:15	0	0	0	0	0	0	0	0	0	0	0	0	0	0
02:30	0	0	0	0	0	0	0	0	0	0	0	0	0	0
02:45	0	0	1	0	0	0	0	0	0	0	0	0	0	1
03:00	0	0	0	0	0	0	0	0	0	0	0	0	0	0
03:15	0	0	0	0	0	0	0	0	0	0	0	0	0	0
03:30	0	0	0	0	0	0	0	0	0	0	0	0	0	0
03:45	0	0	0	0	0	0	0	0	0	0	0	0	0	0
04:00	0	0	0	0	0	0	0	0	0	0	0	0	0	0
04:15	0	0	0	0	0	0	0	0	0	0	0	0	0	0
04:30	0	1	0	0	0	0	0	0	0	0	0	0	0	1
04:45	0	0	0	0	0	0	0	0	0	0	0	0	0	0
05:00	0	0	0	0	0	0	0	0	0	0	0	0	0	0
05:15	1	0	0	0	0	0	0	0	0	0	0	0	0	1
05:30	0	0	1	0	0	0	0	0	0	0	0	0	0	1
05:45	0	0	1	2	0	0	0	0	0	0	0	0	0	3
06:00	0	0	0	0	1	0	0	0	0	0	0	0	0	1
06:15	1	0	0	1	0	0	0	0	0	0	0	0	0	2
06:30	0	0	1	1	0	0	0	0	0	0	0	0	0	2
06:45	0	0	0	1	0	0	0	0	0	0	0	0	0	1
07:00	1	0	0	1	0	0	0	0	0	0	0	0	0	2
07:15	0	2	0	1	0	0	0	0	0	0	0	0	0	3
07:30	0	0	2	1	0	0	0	0	0	0	0	0	0	3
07:45	1	5	2	1	1	0	0	0	0	0	0	0	0	10
08:00	0	2	3	0	1	0	0	0	0	0	0	0	0	6
08:15	1	2	1	0	0	0	0	0	0	0	0	0	0	4
08:30	3	1	2	2	0	0	0	0	0	0	0	0	0	8
08:45	1	4	3	0	0	0	0	0	0	0	0	0	0	8
09:00	0	1	3	2	0	0	0	0	0	0	0	0	0	6
09:15	2	0	3	1	0	0	0	0	0	0	0	0	0	6
09:30	2	1	1	0	1	0	0	0	0	0	0	0	0	5
09:45	0	3	0	1	0	0	0	0	0	0	0	0	0	4
10:00	4	3	0	1	0	0	0	0	0	0	0	0	0	8
10:15	7	0	1	0	0	0	0	0	0	0	0	0	0	8
10:30	2	4	0	0	0	0	0	0	0	0	0	0	0	6
10:45	10	1	0	0	0	0	0	0	0	0	0	0	0	11
11:00	3	1	5	2	0	0	0	0	0	0	0	0	0	11
11:15	0	1	4	1	0	0	0	0	0	0	0	0	0	6
11:30	1	0	1	0	0	1	0	0	0	0	0	0	0	3
11:45	0	0	3	2	1	1	0	0	0	0	0	0	0	7
12:00 PM	0	2	4	2	0	0	0	0	0	0	0	0	0	8
12:15	0	0	4	1	0	0	0	0	0	0	0	0	0	5
12:30	1	0	3	0	0	0	0	0	0	0	0	0	0	4
12:45	0	1	2	3	0	0	0	0	0	0	0	0	0	6
13:00	0	2	8	1	0	0	0	0	0	0	0	0	0	11
13:15	0	0	1	0	0	0	0	0	0	0	0	0	0	1
13:30	1	2	5	1	0	0	0	0	0	0	0	0	0	9
13:45	0	3	2	2	0	0	0	0	0	0	0	0	0	7
14:00	0	4	1	3	0	1	0	0	0	0	0	0	0	9
14:15	0	1	2	2	2	1	0	0	0	0	0	0	0	8
14:30	0	4	3	1	0	0	0	0	0	0	0	0	0	8
14:45	1	0	0	2	1	0	0	0	0	0	0	0	0	4
15:00	0	7	8	4	0	0	0	0	0	0	0	0	0	19
15:15	2	2	2	5	1	0	0	0	0	0	0	0	0	12
15:30	0	2	3	1	1	0	0	0	0	0	0	0	0	7
15:45	1	0	1	1	0	0	0	0	0	0	0	0	0	3
16:00	1	0	2	2	1	0	0	0	0	0	0	0	0	6
16:15	0	1	1	2	0	0	0	0	0	0	0	0	0	4
16:30	2	0	3	2	0	0	0	0	0	0	0	0	0	7
16:45	0	0	6	1	1	1	0	0	0	0	0	0	0	9
17:00	0	1	1	1	0	0	0	0	0	0	0	0	0	3
17:15	0	0	3	1	0	0	0	0	0	0	0	0	0	4
17:30	1	0	1	1	0	0	0	0	0	0	0	0	0	3
17:45	0	2	1	2	0	0	0	0	0	0	0	0	0	5
18:00	0	2	5	0	0	0	0	0	0	0	0	0	0	7
18:15	0	2	2	1	0	1	0	0	0	0	0	0	0	6
18:30	0	1	3	4	2	0	0	0	0	0	0	0	0	10
18:45	0	1	0	1	0	0	0	0	0	0	0	0	0	2
19:00	0	1	2	1	0	0	0	0	0	0	0	0	0	4
19:15	0	0	2	0	0	0	0	0	0	0	0	0	0	2
19:30	0	1	3	0	1	0	0	0	0	0	0	0	0	5
19:45	0	0	2	0	0	0	0	0	0	0	0	0	0	2
20:00	1	1	0	2	0	0	0	0	0	0	0	0	0	4
20:15	2	1	1	0	0	0	0	0	0	0	0	0	0	4
20:30	0	0	1	0	0	0	0	0	0	0	0	0	0	1
20:45	0	0	0	1	0	0	0	0	0	0	0	0	0	1
21:00	0	1	0	0	1	0	0	0	0	0	0	0	0	2
21:15	0	0	3	1	0	0	0	0	0	0	0	0	0	4
21:30	0	0	1	0	0	0	0	0	0	0	0	0	0	1
21:45	0	0	1	0	0	0	0	0	0	0	0	0	0	1
22:00	0	0	4	0	0	0	0	0	0	0	0	0	0	4
22:15	2	0	1	0	0	0	0	0	0	0	0	0	0	3
22:30	0	0	1	0	0	0	0	0	0	0	0	0	0	1
22:45	0	0	0	0	0	0	0	0	0	0	0	0	0	0
23:00	0	0	1	1	0	0	0	0	0	0	0	0	0	2
23:15	0	0	0	0	0	0	0	0	0	0	0	0	0	0
23:30	0	0	0	0	0	0	0	0	0	0	0	0	0	0
23:45	0	0	1	0	0	0	0	0	0	0	0	0	0	1
Totals	**55**	**77**	**141**	**74**	**16**	**6**								**369**
% of Totals	15%	21%	38%	20%	4%	2%								100%

AM Volumes	40	32	40	21	5	2	0	0	0	0	0	0	0	140
% AM	11%	9%	11%	6%	1%	1%								38%
AM Peak Hour	10:00	07:45	11:45	08:30	07:15	11:00								10:15
Volume	23	10	14	5	2	2								36
PM Volumes	15	45	101	53	11	4	0	0	0	0	0	0	0	229
% PM	4%	12%	27%	14%	3%	1%								62%
PM Peak Hour	15:15	14:30	12:15	14:30	14:00	13:30								14:30
Volume	4	13	17	12	3	2								43

Directional Peak Periods	AM 7-9			NOON 12-2			PM 4-6			Off Peak Volumes		
All Classes	Volume	⟷	%	Volume	⟷	%	Volume	⟷	%	Volume	⟷	%
	44		12%	51		14%	41		11%	233		63%

Street Name	Direction	Percentiles					
		15th	50th	Average	85th	95th	ADT
S Beachwood Dr	North Bound	15	22	21	28	31	369
S Beachwood Dr	South Bound	15	21	21	27	31	347

Prepared by National Data & Surveying Services

SPEED

S Beachwood Dr Bet. W Verdugo Ave & W Oak St

Day: Thursday
Date: 1/20/2022

City: Burbank
Project #: CA22_020022_021s

South Bound

Time	< 15	15 - 19	20 - 24	25 - 29	30 - 34	35 - 39	40 - 44	45 - 49	50 - 54	55 - 59	60 - 64	65 - 69	70 +	Total
00:00 AM	0	0	0	0	0	0	0	0	0	0	0	0	0	0
00:15	0	0	0	0	0	0	0	0	0	0	0	0	0	0
00:30	0	0	0	0	0	0	0	0	0	0	0	0	0	0
00:45	0	0	0	0	0	0	0	0	0	0	0	0	0	0
01:00	0	0	0	0	0	0	0	0	0	0	0	0	0	0
01:15	0	0	0	0	0	0	0	0	0	0	0	0	0	0
01:30	0	0	0	0	0	0	0	0	0	0	0	0	0	0
01:45	0	0	0	0	0	0	0	0	0	0	0	0	0	0
02:00	0	0	0	0	0	0	0	0	0	0	0	0	0	0
02:15	0	0	0	0	0	0	0	0	0	0	0	0	0	0
02:30	0	0	0	0	0	0	0	0	0	0	0	0	0	0
02:45	0	0	0	0	0	0	0	0	0	0	0	0	0	0
03:00	0	0	0	0	0	0	0	0	0	0	0	0	0	0
03:15	0	0	0	0	0	0	0	0	0	0	0	0	0	0
03:30	0	0	0	0	0	0	0	0	0	0	0	0	0	0
03:45	0	0	0	0	0	0	0	0	0	0	0	0	0	0
04:00	0	0	0	0	0	0	0	0	0	0	0	0	0	0
04:15	0	0	0	0	0	0	0	0	0	0	0	0	0	0
04:30	0	0	0	0	0	0	0	0	0	0	0	0	0	0
04:45	1	0	0	0	0	0	0	0	0	0	0	0	0	1
05:00	0	0	1	0	0	0	0	0	0	0	0	0	0	1
05:15	0	0	0	0	1	0	0	0	0	0	0	0	0	1
05:30	0	0	0	0	0	0	0	0	0	0	0	0	0	0
05:45	0	1	0	1	0	0	0	0	0	0	0	0	0	2
06:00	0	0	1	0	0	0	0	0	0	0	0	0	0	1
06:15	0	1	1	1	0	1	0	0	0	0	0	0	0	4
06:30	1	0	1	0	0	0	0	0	0	0	0	0	0	2
06:45	1	0	0	1	0	0	0	0	0	0	0	0	0	2
07:00	0	0	1	0	0	0	0	0	0	0	0	0	0	1
07:15	0	2	1	0	1	0	0	0	0	0	0	0	0	4
07:30	1	3	1	0	1	0	0	0	0	0	0	0	0	6
07:45	0	2	4	0	0	0	0	0	0	0	0	0	0	6
08:00	0	1	1	0	0	0	0	0	0	0	0	0	0	2
08:15	1	1	0	0	0	0	0	0	0	0	0	0	0	2
08:30	0	2	5	3	1	0	0	0	0	0	0	0	0	11
08:45	1	2	1	0	0	0	0	0	0	0	0	0	0	4
09:00	2	0	0	0	0	0	0	0	0	0	0	0	0	2
09:15	0	2	0	2	0	0	0	0	0	0	0	0	0	4
09:30	4	5	0	0	0	0	0	0	0	0	0	0	0	9
09:45	4	1	2	0	0	0	0	0	0	0	0	0	0	7
10:00	5	1	0	0	1	0	0	0	0	0	0	0	0	7
10:15	2	2	0	0	0	0	0	0	0	0	0	0	0	4
10:30	2	1	0	0	0	0	0	0	0	0	0	0	0	3
10:45	5	3	0	0	0	0	0	0	0	0	0	0	0	8
11:00	2	4	1	1	0	0	0	0	0	0	0	0	0	8
11:15	2	1	1	0	0	0	0	0	0	0	0	0	0	4
11:30	2	1	4	0	0	0	0	0	0	0	0	0	0	7
11:45	0	0	1	2	0	0	0	0	0	0	0	0	0	3
12:00 PM	0	4	6	1	0	0	0	0	0	0	0	0	0	11
12:15	0	1	3	0	0	0	0	0	0	0	0	0	0	4
12:30	2	0	1	3	0	0	0	0	0	0	0	0	0	6
12:45	0	2	2	2	0	0	0	0	0	0	0	0	0	6
13:00	1	6	2	1	1	0	0	0	0	0	0	0	0	11
13:15	1	3	3	0	0	0	0	0	0	0	0	0	0	7
13:30	1	1	4	0	1	0	0	0	0	0	0	0	0	7
13:45	0	1	6	1	1	0	0	0	0	0	0	0	0	9
14:00	0	4	3	1	0	0	0	0	0	0	0	0	0	8
14:15	1	1	3	0	0	0	0	0	0	0	0	0	0	5
14:30	0	1	4	2	0	0	0	0	0	0	0	0	0	7
14:45	1	0	2	2	0	0	0	0	0	0	0	0	0	5
15:00	0	4	4	3	0	0	0	0	0	0	0	0	0	11
15:15	1	4	1	1	0	0	0	0	0	0	0	0	0	7
15:30	1	1	1	0	0	0	0	0	0	0	0	0	0	3
15:45	1	2	2	2	0	0	0	0	0	0	0	0	0	7
16:00	0	1	1	2	3	0	0	0	0	0	0	0	0	7
16:15	1	3	2	1	1	0	0	0	0	0	0	0	0	8
16:30	0	2	2	1	1	0	0	0	0	0	0	0	0	6
16:45	2	0	2	1	0	0	0	0	0	0	0	0	0	5
17:00	0	1	3	1	0	0	0	0	0	0	0	0	0	5
17:15	1	1	0	2	0	0	0	0	0	0	0	0	0	4
17:30	1	0	4	1	1	0	0	0	0	0	0	0	0	7
17:45	0	1	2	2	0	0	0	0	0	0	0	0	0	5
18:00	0	3	6	2	0	0	0	0	0	0	0	0	0	11
18:15	0	2	1	0	1	0	0	0	0	0	0	0	0	4
18:30	1	0	3	1	0	0	0	0	0	0	0	0	0	5
18:45	0	1	6	4	0	0	0	0	0	0	0	0	0	11
19:00	1	2	2	0	0	0	0	0	0	0	0	0	0	5
19:15	0	0	1	0	0	0	0	0	0	0	0	0	0	1
19:30	0	0	1	2	0	0	0	0	0	0	0	0	0	3
19:45	0	0	0	1	0	0	0	0	0	0	0	0	0	1
20:00	0	0	3	0	0	0	0	0	0	0	0	0	0	3
20:15	1	3	0	1	0	0	0	0	0	0	0	0	0	5
20:30	0	0	1	1	0	0	0	0	0	0	0	0	0	2
20:45	0	0	2	0	0	0	0	0	0	0	0	0	0	2
21:00	0	1	1	1	0	0	0	0	0	0	0	0	0	3
21:15	0	0	1	0	1	0	0	0	0	0	0	0	0	2
21:30	0	1	0	0	0	0	0	0	0	0	0	0	0	1
21:45	0	0	2	0	0	0	0	0	0	0	0	0	0	2
22:00	0	1	0	0	0	0	0	0	0	0	0	0	0	1
22:15	0	0	0	0	1	0	0	0	0	0	0	0	0	1
22:30	0	1	0	0	1	0	0	0	0	0	0	0	0	2
22:45	0	1	0	0	0	1	0	0	0	0	0	0	0	2
23:00	0	0	1	0	0	0	0	0	0	0	0	0	0	1
23:15	0	0	0	0	0	0	0	0	0	0	0	0	0	0
23:30	0	0	0	0	0	1	0	0	0	0	0	0	0	1
23:45	0	1	0	0	0	0	0	0	0	0	0	0	0	1
Totals	54	97	121	54	18	3								347
% of Totals	16%	28%	35%	16%	5%	1%								100%

AM Volumes	36	36	27	11	5	1	0	0	0	0	0	0	0	116
% AM	10%	10%	8%	3%	1%	0%								33%
AM Peak Hour	09:30	10:15	11:30	11:45	06:45	05:30								09:15
Volume	15	10	14	6	2	1								27
PM Volumes	18	61	94	43	13	2	0	0	0	0	0	0	0	231
% PM	5%	18%	27%	12%	4%	1%								67%
PM Peak Hour	12:30	12:45	13:15	14:30	15:45	22:45								13:00
Volume	4	12	16	8	5	2								34

Directional Peak Periods	AM 7-9			NOON 12-2			PM 4-6			Off Peak Volumes		
All Classes	Volume	↔	%	Volume	↔	%	Volume	↔	%	Volume	↔	%
	36	↔	10%	61	↔	18%	47	↔	14%	203	↔	59%

Street Name	Direction	Percentiles					
		15th	50th	Average	85th	95th	ADT
S Beachwood Dr	North Bound	15	22	21	28	31	369
S Beachwood Dr	South Bound	15	21	21	27	31	347

Prepared by National Data & Surveying Services

SPEED

S Beachwood Dr Bet. W Verdugo Ave & W Oak St

Day: Thursday
Date: 1/20/2022

City: Burbank
Project #: CA22_020022_021

Summary

Time	< 15	15 - 19	20 - 24	25 - 29	30 - 34	35 - 39	40 - 44	45 - 49	50 - 54	55 - 59	60 - 64	65 - 69	70 +	Total
00:00 AM	0	0	0	0	0	0	0	0	0	0	0	0	0	0
00:15	0	0	0	0	0	0	0	0	0	0	0	0	0	0
00:30	0	0	0	0	0	0	0	0	0	0	0	0	0	0
00:45	0	0	0	0	0	0	0	0	0	0	0	0	0	0
01:00	0	0	0	0	0	0	0	0	0	0	0	0	0	0
01:15	0	0	0	0	0	0	0	0	0	0	0	0	0	0
01:30	0	0	1	0	0	0	0	0	0	0	0	0	0	1
01:45	0	0	0	0	0	0	0	0	0	0	0	0	0	0
02:00	0	0	1	0	0	0	0	0	0	0	0	0	0	1
02:15	0	0	0	0	0	0	0	0	0	0	0	0	0	0
02:30	0	0	0	0	0	0	0	0	0	0	0	0	0	0
02:45	0	0	1	0	0	0	0	0	0	0	0	0	0	1
03:00	0	0	0	0	0	0	0	0	0	0	0	0	0	0
03:15	0	0	0	0	0	0	0	0	0	0	0	0	0	0
03:30	0	0	0	0	0	0	0	0	0	0	0	0	0	0
03:45	0	0	0	0	0	0	0	0	0	0	0	0	0	0
04:00	0	0	0	0	0	0	0	0	0	0	0	0	0	0
04:15	0	0	0	0	0	0	0	0	0	0	0	0	0	0
04:30	0	1	0	0	0	0	0	0	0	0	0	0	0	1
04:45	1	0	0	0	0	0	0	0	0	0	0	0	0	1
05:00	0	0	1	0	0	0	0	0	0	0	0	0	0	1
05:15	1	0	0	0	1	0	0	0	0	0	0	0	0	2
05:30	0	0	1	0	0	0	0	0	0	0	0	0	0	1
05:45	0	1	1	3	0	0	0	0	0	0	0	0	0	5
06:00	0	0	1	0	1	0	0	0	0	0	0	0	0	2
06:15	1	1	1	2	0	1	0	0	0	0	0	0	0	6
06:30	1	0	2	1	0	0	0	0	0	0	0	0	0	4
06:45	1	0	0	2	0	0	0	0	0	0	0	0	0	3
07:00	1	0	1	1	0	0	0	0	0	0	0	0	0	3
07:15	0	4	1	1	1	0	0	0	0	0	0	0	0	7
07:30	1	3	3	1	1	0	0	0	0	0	0	0	0	9
07:45	1	7	6	1	1	0	0	0	0	0	0	0	0	16
08:00	0	3	4	0	1	0	0	0	0	0	0	0	0	8
08:15	2	3	1	0	0	0	0	0	0	0	0	0	0	6
08:30	3	3	7	5	1	0	0	0	0	0	0	0	0	19
08:45	2	6	4	0	0	0	0	0	0	0	0	0	0	12
09:00	2	1	3	2	0	0	0	0	0	0	0	0	0	8
09:15	2	2	3	3	0	0	0	0	0	0	0	0	0	10
09:30	6	6	1	0	1	0	0	0	0	0	0	0	0	14
09:45	4	4	2	1	0	0	0	0	0	0	0	0	0	11
10:00	9	4	0	1	1	0	0	0	0	0	0	0	0	15
10:15	9	2	1	0	0	0	0	0	0	0	0	0	0	12
10:30	4	5	0	0	0	0	0	0	0	0	0	0	0	9
10:45	15	4	0	0	0	0	0	0	0	0	0	0	0	19
11:00	5	5	6	3	0	0	0	0	0	0	0	0	0	19
11:15	2	2	5	1	0	0	0	0	0	0	0	0	0	10
11:30	3	1	5	0	0	1	0	0	0	0	0	0	0	10
11:45	0	0	4	4	1	1	0	0	0	0	0	0	0	10
12:00 PM	0	6	10	3	0	0	0	0	0	0	0	0	0	19
12:15	0	1	7	1	0	0	0	0	0	0	0	0	0	9
12:30	3	0	4	3	0	0	0	0	0	0	0	0	0	10
12:45	0	3	4	5	0	0	0	0	0	0	0	0	0	12
13:00	1	8	10	2	1	0	0	0	0	0	0	0	0	22
13:15	1	3	4	0	0	0	0	0	0	0	0	0	0	8
13:30	2	3	9	1	1	0	0	0	0	0	0	0	0	16
13:45	0	4	8	3	1	0	0	0	0	0	0	0	0	16
14:00	0	8	4	4	0	1	0	0	0	0	0	0	0	17
14:15	1	2	5	2	2	1	0	0	0	0	0	0	0	13
14:30	0	5	7	3	0	0	0	0	0	0	0	0	0	15
14:45	2	0	2	4	1	0	0	0	0	0	0	0	0	9
15:00	0	11	12	7	0	0	0	0	0	0	0	0	0	30
15:15	3	6	3	6	1	0	0	0	0	0	0	0	0	19
15:30	1	3	4	1	1	0	0	0	0	0	0	0	0	10
15:45	2	2	3	3	0	0	0	0	0	0	0	0	0	10
16:00	1	1	3	4	4	0	0	0	0	0	0	0	0	13
16:15	1	4	3	3	1	0	0	0	0	0	0	0	0	12
16:30	2	2	5	3	1	0	0	0	0	0	0	0	0	13
16:45	2	0	8	2	1	1	0	0	0	0	0	0	0	14
17:00	0	2	4	2	0	0	0	0	0	0	0	0	0	8
17:15	1	1	3	3	0	0	0	0	0	0	0	0	0	8
17:30	2	0	5	2	1	0	0	0	0	0	0	0	0	10
17:45	0	3	3	4	0	0	0	0	0	0	0	0	0	10
18:00	0	5	11	2	0	0	0	0	0	0	0	0	0	18
18:15	0	4	3	1	1	1	0	0	0	0	0	0	0	10
18:30	1	1	6	5	2	0	0	0	0	0	0	0	0	15
18:45	0	2	6	5	0	0	0	0	0	0	0	0	0	13
19:00	1	3	4	1	0	0	0	0	0	0	0	0	0	9
19:15	0	0	3	0	0	0	0	0	0	0	0	0	0	3
19:30	0	1	4	2	1	0	0	0	0	0	0	0	0	8
19:45	0	0	2	1	0	0	0	0	0	0	0	0	0	3
20:00	1	1	3	2	0	0	0	0	0	0	0	0	0	7
20:15	3	4	1	1	0	0	0	0	0	0	0	0	0	9
20:30	0	0	2	1	0	0	0	0	0	0	0	0	0	3
20:45	0	0	2	1	0	0	0	0	0	0	0	0	0	3
21:00	0	2	1	1	1	0	0	0	0	0	0	0	0	5
21:15	0	0	4	1	1	0	0	0	0	0	0	0	0	6
21:30	0	1	1	0	0	0	0	0	0	0	0	0	0	2
21:45	0	0	3	0	0	0	0	0	0	0	0	0	0	3
22:00	0	1	4	0	0	0	0	0	0	0	0	0	0	5
22:15	2	0	1	0	1	0	0	0	0	0	0	0	0	4
22:30	0	1	1	0	1	0	0	0	0	0	0	0	0	3
22:45	0	1	0	0	0	1	0	0	0	0	0	0	0	2
23:00	0	0	2	1	0	0	0	0	0	0	0	0	0	3
23:15	0	0	0	0	0	0	0	0	0	0	0	0	0	0
23:30	0	0	0	0	0	1	0	0	0	0	0	0	0	1
23:45	0	1	1	0	0	0	0	0	0	0	0	0	0	2
Totals	109	174	262	128	34	9								716
% of Totals	15%	24%	37%	18%	5%	1%								100%

AM Volumes	76	68	67	32	10	3	0	0	0	0	0	0	0	256
% AM	11%	9%	9%	4%	1%	0%								36%
AM Peak Hour	10:00	07:15	11:30	11:45	07:15	11:00								10:15
Volume	37	17	26	11	4	2								59
PM Volumes	33	106	195	96	24	6	0	0	0	0	0	0	0	460
% PM	5%	15%	27%	13%	3%	1%								64%
PM Peak Hour	15:15	14:30	13:00	14:30	16:00	13:30								14:30
Volume	7	22	31	20	7	2								73

Directional Peak Periods	AM 7-9			NOON 12-2			PM 4-6			Off Peak Volumes		
All Classes	Volume	⟷	%	Volume	⟷	%	Volume	⟷	%	Volume	⟷	%
	80	⟷	11%	112	⟷	16%	88	⟷	12%	436	⟷	61%

Street Name	Direction	Percentiles					
		15th	50th	Average	85th	95th	ADT
S Beachwood Dr	Summary	15	21	21	27	31	716

Prepared by National Data & Surveying Services

SPEED

S Beachwood Dr Bet. W Verdugo Ave & W Oak St

Day: Thursday
Date: 1/20/2022

City: Burbank
Project #: CA22_020022_021n

North Bound

Time	< 15	15 - 19	20 - 24	25 - 29	30 - 34	35 - 39	40 - 44	45 - 49	50 - 54	55 - 59	60 - 64	65 - 69	70 +	Total
00:00 AM	0	0	0	0	0	0	0	0	0	0	0	0	0	0
01:00	0	0	1	0	0	0	0	0	0	0	0	0	0	1
02:00	0	0	2	0	0	0	0	0	0	0	0	0	0	2
03:00	0	0	0	0	0	0	0	0	0	0	0	0	0	0
04:00	0	1	0	0	0	0	0	0	0	0	0	0	0	1
05:00	1	0	2	2	0	0	0	0	0	0	0	0	0	5
06:00	1	0	1	3	1	0	0	0	0	0	0	0	0	6
07:00	2	7	4	4	1	0	0	0	0	0	0	0	0	18
08:00	5	9	9	2	1	0	0	0	0	0	0	0	0	26
09:00	4	5	7	4	1	0	0	0	0	0	0	0	0	21
10:00	23	8	1	1	0	0	0	0	0	0	0	0	0	33
11:00	4	2	13	5	1	2	0	0	0	0	0	0	0	27
12:00 PM	1	3	13	6	0	0	0	0	0	0	0	0	0	23
13:00	1	7	16	4	0	0	0	0	0	0	0	0	0	28
14:00	1	9	6	8	3	2	0	0	0	0	0	0	0	29
15:00	3	11	14	11	2	0	0	0	0	0	0	0	0	41
16:00	3	1	12	7	2	1	0	0	0	0	0	0	0	26
17:00	1	3	6	5	0	0	0	0	0	0	0	0	0	15
18:00	0	6	10	6	2	1	0	0	0	0	0	0	0	25
19:00	0	2	9	1	1	0	0	0	0	0	0	0	0	13
20:00	3	2	2	3	0	0	0	0	0	0	0	0	0	10
21:00	0	1	5	1	1	0	0	0	0	0	0	0	0	8
22:00	2	0	6	0	0	0	0	0	0	0	0	0	0	8
23:00	0	0	2	1	0	0	0	0	0	0	0	0	0	3
Totals	55	77	141	74	16	6								369
% of Totals	15%	21%	38%	20%	4%	2%								100%

AM Volumes	40	32	40	21	5	2	0	0	0	0	0	0	0	140
% AM	11%	9%	11%	6%	1%	1%								38%
AM Peak Hour	10:00	08:00	11:00	11:00	06:00	11:00								10:00
Volume	23	9	13	5	1	2								33
PM Volumes	15	45	101	53	11	4	0	0	0	0	0	0	0	229
% PM	4%	12%	27%	14%	3%	1%								62%
PM Peak Hour	15:00	15:00	13:00	15:00	14:00	14:00								15:00
Volume	3	11	16	11	3	2								41

Directional Peak Periods	AM 7-9			NOON 12-2			PM 4-6			Off Peak Volumes		
All Speeds	Volume	↔	%	Volume	↔	%	Volume	↔	%	Volume	↔	%
	44	↔	12%	51	↔	14%	41	↔	11%	233	↔	63%

Street Name	Direction	Percentiles					
		15th	50th	Average	85th	95th	ADT
S Beachwood Dr	North Bound	15	22	21	28	31	369
S Beachwood Dr	South Bound	15	21	21	27	31	347

Prepared by National Data & Surveying Services

SPEED

S Beachwood Dr Bet. W Verdugo Ave & W Oak St

Day: Thursday
Date: 1/20/2022

City: Burbank
Project #: CA22_020022_021s

South Bound

Time	< 15	15 - 19	20 - 24	25 - 29	30 - 34	35 - 39	40 - 44	45 - 49	50 - 54	55 - 59	60 - 64	65 - 69	70 +	Total
00:00 AM	0	0	0	0	0	0	0	0	0	0	0	0	0	0
01:00	0	0	0	0	0	0	0	0	0	0	0	0	0	0
02:00	0	0	0	0	0	0	0	0	0	0	0	0	0	0
03:00	0	0	0	0	0	0	0	0	0	0	0	0	0	0
04:00	1	0	0	0	0	0	0	0	0	0	0	0	0	1
05:00	0	1	1	1	1	0	0	0	0	0	0	0	0	4
06:00	2	1	3	2	0	1	0	0	0	0	0	0	0	9
07:00	1	7	7	0	2	0	0	0	0	0	0	0	0	17
08:00	2	6	7	3	1	0	0	0	0	0	0	0	0	19
09:00	10	8	2	2	0	0	0	0	0	0	0	0	0	22
10:00	14	7	0	0	1	0	0	0	0	0	0	0	0	22
11:00	6	6	7	3	0	0	0	0	0	0	0	0	0	22
12:00 PM	2	7	12	6	0	0	0	0	0	0	0	0	0	27
13:00	3	11	15	2	3	0	0	0	0	0	0	0	0	34
14:00	2	6	12	5	0	0	0	0	0	0	0	0	0	25
15:00	3	11	8	6	0	0	0	0	0	0	0	0	0	28
16:00	3	6	7	5	5	0	0	0	0	0	0	0	0	26
17:00	2	3	9	6	1	0	0	0	0	0	0	0	0	21
18:00	1	6	16	7	1	0	0	0	0	0	0	0	0	31
19:00	1	2	4	3	0	0	0	0	0	0	0	0	0	10
20:00	1	3	6	2	0	0	0	0	0	0	0	0	0	12
21:00	0	2	4	1	1	0	0	0	0	0	0	0	0	8
22:00	0	3	0	0	2	1	0	0	0	0	0	0	0	6
23:00	0	1	1	0	0	1	0	0	0	0	0	0	0	3
Totals	54	97	121	54	18	3								347
% of Totals	16%	28%	35%	16%	5%	1%								100%

AM Volumes	36	36	27	11	5	1	0	0	0	0	0	0	0	116
% AM	10%	10%	8%	3%	1%	0%								33%
AM Peak Hour	10:00	09:00	07:00	08:00	07:00	06:00								09:00
Volume	14	8	7	3	2	1								22
PM Volumes	18	61	94	43	13	2	0	0	0	0	0	0	0	231
% PM	5%	18%	27%	12%	4%	1%								67%
PM Peak Hour	13:00	13:00	18:00	18:00	16:00	22:00								13:00
Volume	3	11	16	7	5	1								34

Directional Peak Periods	AM 7-9			NOON 12-2			PM 4-6			Off Peak Volumes		
All Speeds	Volume		%	Volume		%	Volume		%	Volume		%
	36	↔	10%	61	↔	18%	47	↔	14%	203	↔	59%

Street Name	Direction	Percentiles					
		15th	50th	Average	85th	95th	ADT
S Beachwood Dr	North Bound	15	22	21	28	31	369
S Beachwood Dr	South Bound	15	21	21	27	31	347

Prepared by National Data & Surveying Services

SPEED

S Beachwood Dr Bet. W Verdugo Ave & W Oak St

Day: Thursday
Date: 1/20/2022

City: Burbank
Project #: CA22_020022_021

Summary

Time	< 15	15 - 19	20 - 24	25 - 29	30 - 34	35 - 39	40 - 44	45 - 49	50 - 54	55 - 59	60 - 64	65 - 69	70 +	Total
00:00 AM	0	0	0	0	0	0	0	0	0	0	0	0	0	0
01:00	0	0	1	0	0	0	0	0	0	0	0	0	0	1
02:00	0	0	2	0	0	0	0	0	0	0	0	0	0	2
03:00	0	0	0	0	0	0	0	0	0	0	0	0	0	0
04:00	1	1	0	0	0	0	0	0	0	0	0	0	0	2
05:00	1	1	3	3	1	0	0	0	0	0	0	0	0	9
06:00	3	1	4	5	1	1	0	0	0	0	0	0	0	15
07:00	3	14	11	4	3	0	0	0	0	0	0	0	0	35
08:00	7	15	16	5	2	0	0	0	0	0	0	0	0	45
09:00	14	13	9	6	1	0	0	0	0	0	0	0	0	43
10:00	37	15	1	1	1	0	0	0	0	0	0	0	0	55
11:00	10	8	20	8	1	2	0	0	0	0	0	0	0	49
12:00 PM	3	10	25	12	0	0	0	0	0	0	0	0	0	50
13:00	4	18	31	6	3	0	0	0	0	0	0	0	0	62
14:00	3	15	18	13	3	2	0	0	0	0	0	0	0	54
15:00	6	22	22	17	2	0	0	0	0	0	0	0	0	69
16:00	6	7	19	12	7	1	0	0	0	0	0	0	0	52
17:00	3	6	15	11	1	0	0	0	0	0	0	0	0	36
18:00	1	12	26	13	3	1	0	0	0	0	0	0	0	56
19:00	1	4	13	4	1	0	0	0	0	0	0	0	0	23
20:00	4	5	8	5	0	0	0	0	0	0	0	0	0	22
21:00	0	3	9	2	2	0	0	0	0	0	0	0	0	16
22:00	2	3	6	0	2	1	0	0	0	0	0	0	0	14
23:00	0	1	3	1	0	1	0	0	0	0	0	0	0	6
Totals	109	174	262	128	34	9								716
% of Totals	15%	24%	37%	18%	5%	1%								100%

AM Volumes	76	68	67	32	10	3	0	0	0	0	0	0	0	256
% AM	11%	9%	9%	4%	1%	0%								36%
AM Peak Hour	10:00	08:00	11:00	11:00	07:00	11:00								10:00
Volume	37	15	20	8	3	2								55
PM Volumes	33	106	195	96	24	6	0	0	0	0	0	0	0	460
% PM	5%	15%	27%	13%	3%	1%								64%
PM Peak Hour	15:00	15:00	13:00	15:00	16:00	14:00								15:00
Volume	6	22	31	17	7	2								69

Directional Peak Periods	AM 7-9			NOON 12-2			PM 4-6			Off Peak Volumes		
All Speeds	Volume	↔	%	Volume	↔	%	Volume	↔	%	Volume	↔	%
	80	↔	11%	112	↔	16%	88	↔	12%	436	↔	61%

Street Name	Direction	Percentiles					
		15th	50th	Average	85th	95th	ADT
S Beachwood Dr	Summary	15	21	21	27	31	716

Prepared by NDS/ATD

Prepared by National Data & Surveying Services

VOLUME

S Beachwood Dr Bet. W Verdugo Ave & W Oak St

Day: Thursday
Date: 1/20/2022

City: Burbank
Project #: CA22_020022_021

DAILY TOTALS	NB	SB	EB	WB	Total
	369	347	0	0	716

AM Period	NB		SB		EB	WB	TOTAL		PM Period	NB		SB		EB	WB	TOTAL	
00:00	0		0		0	0			12:00	8		11		0	0	19	
00:15	0		0		0	0			12:15	5		4		0	0	9	
00:30	0		0		0	0			12:30	4		6		0	0	10	
00:45	0		0		0	0			12:45	6	23	6	27	0	0	12	50
01:00	0		0		0	0			13:00	11		11		0	0	22	
01:15	0		0		0	0			13:15	1		7		0	0	8	
01:30	1		0		0	0	1		13:30	9		7		0	0	16	
01:45	0	1	0		0	0		1	13:45	7	28	9	34	0	0	16	62
02:00	1		0		0	0	1		14:00	9		8		0	0	17	
02:15	0		0		0	0			14:15	8		5		0	0	13	
02:30	0		0		0	0			14:30	8		7		0	0	15	
02:45	1	2	0		0	0	1	2	14:45	4	29	5	25	0	0	9	54
03:00	0		0		0	0			15:00	19		11		0	0	30	
03:15	0		0		0	0			15:15	12		7		0	0	19	
03:30	0		0		0	0			15:30	7		3		0	0	10	
03:45	0		0		0	0			15:45	3	41	7	28	0	0	10	69
04:00	0		0		0	0			16:00	6		7		0	0	13	
04:15	0		0		0	0			16:15	4		8		0	0	12	
04:30	1		0		0	0	1		16:30	7		6		0	0	13	
04:45	0	1	1	1	0	0	1	2	16:45	9	26	5	26	0	0	14	52
05:00	0		1		0	0	1		17:00	3		5		0	0	8	
05:15	1		1		0	0	2		17:15	4		4		0	0	8	
05:30	1		0		0	0	1		17:30	3		7		0	0	10	
05:45	3	5	2	4	0	0	5	9	17:45	5	15	5	21	0	0	10	36
06:00	1		1		0	0	2		18:00	7		11		0	0	18	
06:15	2		4		0	0	6		18:15	6		4		0	0	10	
06:30	2		2		0	0	4		18:30	10		5		0	0	15	
06:45	1	6	2	9	0	0	3	15	18:45	2	25	11	31	0	0	13	56
07:00	2		1		0	0	3		19:00	4		5		0	0	9	
07:15	3		4		0	0	7		19:15	2		1		0	0	3	
07:30	3		6		0	0	9		19:30	5		3		0	0	8	
07:45	10	18	6	17	0	0	16	35	19:45	2	13	1	10	0	0	3	23
08:00	6		2		0	0	8		20:00	4		3		0	0	7	
08:15	4		2		0	0	6		20:15	4		5		0	0	9	
08:30	8		11		0	0	19		20:30	1		2		0	0	3	
08:45	8	26	4	19	0	0	12	45	20:45	1	10	2	12	0	0	3	22
09:00	6		2		0	0	8		21:00	2		3		0	0	5	
09:15	6		4		0	0	10		21:15	4		2		0	0	6	
09:30	5		9		0	0	14		21:30	1		1		0	0	2	
09:45	4	21	7	22	0	0	11	43	21:45	1	8	2	8	0	0	3	16
10:00	8		7		0	0	15		22:00	4		1		0	0	5	
10:15	8		4		0	0	12		22:15	3		1		0	0	4	
10:30	6		3		0	0	9		22:30	1		2		0	0	3	
10:45	11	33	8	22	0	0	19	55	22:45	0	8	2	6	0	0	2	14
11:00	11		8		0	0	19		23:00	2		1		0	0	3	
11:15	6		4		0	0	10		23:15	0		0		0	0		
11:30	3		7		0	0	10		23:30	0		1		0	0	1	
11:45	7	27	3	22	0	0	10	49	23:45	1	3	1	3	0	0	2	6
TOTALS		140		116				256	TOTALS		229		231				460
SPLIT %		54.7%		45.3%				35.8%	SPLIT %		49.8%		50.2%				64.2%

DAILY TOTALS	NB	SB	EB	WB	Total
	369	347	0	0	716

AM Peak Hour	10:15	09:15			10:15	PM Peak Hour	14:30	13:00			14:30
AM Pk Volume	36	27			59	PM Pk Volume	43	34			73
Pk Hr Factor	0.818	0.750			0.776	Pk Hr Factor	0.566	0.773			0.608
7 - 9 Volume	44	36	0	0	80	4 - 6 Volume	41	47	0	0	88
7 - 9 Peak Hour	07:45	07:45			07:45	4 - 6 Peak Hour	16:00	16:00			16:00
7 - 9 Pk Volume	28	21	0	0	49	4 - 6 Pk Volume	26	26	0	0	52
Pk Hr Factor	0.700	0.477	0.000	0.000	0.645	Pk Hr Factor	0.722	0.813	0.000	0.000	0.929

Prepared by NDS/ATD

Project #: CA22_020022_021 **City:** Burbank

Location: S Beachwood Dr Bet. W Verdugo Ave & W **Date:** 1/20/2022

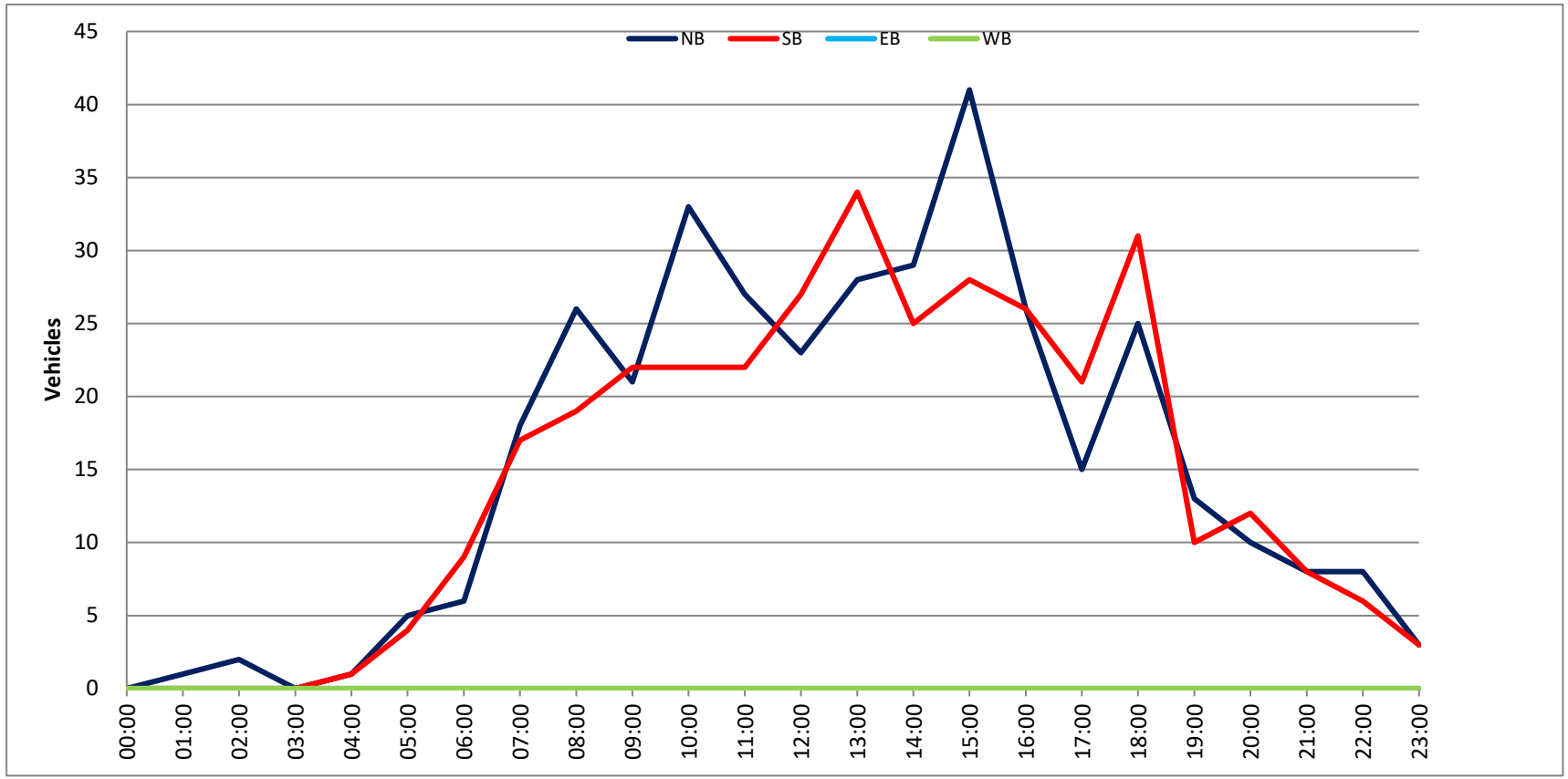

Prepared by National Data & Surveying Services

SPEED

S Griffith Park Dr Bet. W Oak St. & W Alameda Ave

Day: Tuesday
Date: 1/18/2022

City: Burbank
Project #: CA22_020022_024n

North Bound

Time	< 15	15 - 19	20 - 24	25 - 29	30 - 34	35 - 39	40 - 44	45 - 49	50 - 54	55 - 59	60 - 64	65 - 69	70 +	Total
0:00 AM	0	0	0	0	0	0	0	0	0	0	0	0	0	0
0:15	0	0	0	0	0	0	0	0	0	0	0	0	0	0
0:30	0	0	0	0	0	0	0	0	0	0	0	0	0	0
0:45	0	0	0	0	0	0	0	0	0	0	0	0	0	0
1:00	0	1	0	0	0	0	0	0	0	0	0	0	0	1
1:15	0	0	0	0	0	0	0	0	0	0	0	0	0	0
1:30	0	0	0	0	0	0	0	0	0	0	0	0	0	0
1:45	0	0	0	0	0	0	0	0	0	0	0	0	0	0
2:00	0	1	0	0	0	0	0	0	0	0	0	0	0	1
2:15	0	0	0	0	0	0	0	0	0	0	0	0	0	0
2:30	0	0	0	0	0	0	0	0	0	0	0	0	0	0
2:45	0	0	0	0	0	0	0	0	0	0	0	0	0	0
3:00	0	0	0	0	0	0	0	0	0	0	0	0	0	0
3:15	0	0	0	0	0	0	0	0	0	0	0	0	0	0
3:30	0	0	0	0	0	0	0	0	0	0	0	0	0	0
3:45	0	0	0	0	0	0	0	0	0	0	0	0	0	0
4:00	0	0	0	0	0	0	0	0	0	0	0	0	0	0
4:15	0	0	0	0	0	0	0	0	0	0	0	0	0	0
4:30	0	0	0	0	0	0	0	0	0	0	0	0	0	0
4:45	0	0	0	0	0	0	0	0	0	0	0	0	0	0
5:00	0	0	0	0	0	0	0	0	0	0	0	0	0	0
5:15	0	0	0	0	0	0	0	0	0	0	0	0	0	0
5:30	0	0	0	0	0	0	0	0	0	0	0	0	0	0
5:45	0	0	0	0	0	0	0	0	0	0	0	0	0	0
6:00	0	0	0	0	0	0	0	0	0	0	0	0	0	0
6:15	0	0	0	0	0	0	0	0	0	0	0	0	0	0
6:30	0	0	0	0	0	0	0	0	0	0	0	0	0	0
6:45	1	0	1	0	0	0	0	0	0	0	0	0	0	2
7:00	0	0	1	0	0	0	0	0	0	0	0	0	0	1
7:15	0	1	0	0	0	0	0	0	0	0	0	0	0	1
7:30	0	5	4	0	0	0	0	0	0	0	0	0	0	9
7:45	1	4	11	2	1	0	0	0	0	0	0	0	0	19
8:00	0	0	2	0	0	0	0	0	0	0	0	0	0	2
8:15	0	0	1	0	0	0	0	0	0	0	0	0	0	1
8:30	0	1	2	0	0	0	0	0	0	0	0	0	0	3
8:45	3	0	1	0	0	0	0	0	0	0	0	0	0	4
9:00	0	1	1	0	0	0	0	0	0	0	0	0	0	2
9:15	0	1	2	0	0	0	0	0	0	0	0	0	0	3
9:30	1	1	1	0	1	0	0	0	0	0	0	0	0	4
9:45	0	0	0	0	0	0	0	0	0	0	0	0	0	0
10:00	1	3	1	0	0	0	0	0	0	0	0	0	0	5
10:15	0	0	0	0	0	0	0	0	0	0	0	0	0	0
10:30	0	2	1	0	0	0	0	0	0	0	0	0	0	3
10:45	1	1	1	0	0	0	0	0	0	0	0	0	0	3
11:00	1	0	1	0	0	0	0	0	0	0	0	0	0	2
11:15	2	0	0	0	0	0	0	0	0	0	0	0	0	2
11:30	1	1	3	1	0	0	0	0	0	0	0	0	0	6
11:45	1	1	1	0	0	0	0	0	0	0	0	0	0	3
12:00 PM	0	1	2	0	0	0	0	0	0	0	0	0	0	3
12:15	2	3	0	2	0	0	0	0	0	0	0	0	0	7
12:30	1	1	2	0	0	0	0	0	0	0	0	0	0	4
12:45	1	0	4	0	0	0	0	0	0	0	0	0	0	5
13:00	0	2	0	0	0	0	0	0	0	0	0	0	0	2
13:15	1	0	0	1	0	0	0	0	0	0	0	0	0	2
13:30	0	0	1	0	0	0	0	0	0	0	0	0	0	1
13:45	1	2	0	0	0	0	0	0	0	0	0	0	0	3
14:00	2	4	2	0	0	0	0	0	0	0	0	0	0	8
14:15	0	3	3	0	0	0	0	0	0	0	0	0	0	6
14:30	0	4	0	2	1	0	0	0	0	0	0	0	0	7
14:45	2	2	3	0	0	0	0	0	0	0	0	0	0	7
15:00	7	3	2	1	0	0	0	0	0	0	0	0	0	13
15:15	0	1	3	1	0	0	0	0	0	0	0	0	0	5
15:30	1	2	3	0	0	0	0	0	0	0	0	0	0	6
15:45	0	1	0	0	0	0	0	0	0	0	0	0	0	1
16:00	0	1	1	1	0	0	0	0	0	0	0	0	0	3
16:15	0	0	1	0	0	0	0	0	0	0	0	0	0	1
16:30	0	0	2	0	0	0	0	0	0	0	0	0	0	2
16:45	1	2	0	1	0	0	0	0	0	0	0	0	0	4
17:00	0	1	0	0	0	0	0	0	0	0	0	0	0	1
17:15	0	0	3	1	0	0	0	0	0	0	0	0	0	4
17:30	0	0	2	0	0	0	0	0	0	0	0	0	0	2
17:45	2	0	3	1	0	0	0	0	0	0	0	0	0	6
18:00	1	2	0	1	0	0	0	0	0	0	0	0	0	4
18:15	2	0	2	0	0	0	0	0	0	0	0	0	0	4
18:30	2	2	1	0	0	0	0	0	0	0	0	0	0	5
18:45	0	1	0	0	0	0	0	0	0	0	0	0	0	1
19:00	0	2	0	1	0	0	0	0	0	0	0	0	0	3
19:15	0	1	1	0	0	0	0	0	0	0	0	0	0	2
19:30	1	0	0	0	0	0	0	0	0	0	0	0	0	1
19:45	0	1	0	0	0	0	0	0	0	0	0	0	0	1
20:00	0	0	3	0	0	0	0	0	0	0	0	0	0	3
20:15	0	0	0	0	0	0	0	0	0	0	0	0	0	0
20:30	1	0	0	0	0	0	0	0	0	0	0	0	0	1
20:45	0	1	0	0	0	0	0	0	0	0	0	0	0	1
21:00	0	0	0	0	0	0	0	0	0	0	0	0	0	0
21:15	0	1	0	0	0	0	0	0	0	0	0	0	0	1
21:30	0	1	0	0	0	0	0	0	0	0	0	0	0	1
21:45	1	1	0	0	0	0	0	0	0	0	0	0	0	2
22:00	1	0	1	0	0	0	0	0	0	0	0	0	0	2
22:15	0	0	0	0	0	0	0	0	0	0	0	0	0	0
22:30	0	1	0	0	0	0	0	0	0	0	0	0	0	1
22:45	0	0	0	1	0	0	0	0	0	0	0	0	0	1
23:00	0	0	1	0	0	0	0	0	0	0	0	0	0	1
23:15	0	0	0	0	0	0	0	0	0	0	0	0	0	0
23:30	0	0	0	0	0	0	0	0	0	0	0	0	0	0
23:45	0	0	1	0	0	0	0	0	0	0	0	0	0	1
Totals	43	71	82	17	3									216
% of Totals	20%	33%	38%	8%	1%									100%

AM Volumes	13	24	35	3	2	0	0	0	0	0	0	0	0	77
% AM	6%	11%	16%	1%	1%									36%
AM Peak Hour	10:45	7:00	7:30	11:30	7:00									7:15
Volume	5	10	18	3	1									31
PM Volumes	30	47	47	14	1	0	0	0	0	0	0	0	0	139
% PM	14%	22%	22%	6%	0%									64%
PM Peak Hour	14:45	13:45	14:45	14:30	13:45									14:15
Volume	10	13	11	4	1									33

Directional Peak Periods	AM 7-9			NOON 12-2			PM 4-6			Off Peak Volumes		
All Classes	Volume	⟷	%	Volume	⟷	%	Volume	⟷	%	Volume	⟷	%
	40	⟷	19%	27	⟷	13%	23	⟷	11%	126	⟷	58%

Street Name	Direction	Percentiles					
		15th	50th	Average	85th	95th	ADT
S Griffith Park Dr	North Bound	13	20	19	24	28	216
S Griffith Park Dr	South Bound	14	18	18	22	25	221

Prepared by National Data & Surveying Services

SPEED

S Griffith Park Dr Bet. W Oak St. & W Alameda Ave

Day: Tuesday
Date: 1/18/2022

City: Burbank
Project #: CA22_020022_024s

South Bound

Time	< 15	15 - 19	20 - 24	25 - 29	30 - 34	35 - 39	40 - 44	45 - 49	50 - 54	55 - 59	60 - 64	65 - 69	70 +	Total
0:00 AM	0	0	0	0	0	0	0	0	0	0	0	0	0	0
0:15	0	0	0	0	0	0	0	0	0	0	0	0	0	0
0:30	0	0	0	0	0	0	0	0	0	0	0	0	0	0
0:45	0	0	0	0	0	0	0	0	0	0	0	0	0	0
1:00	0	0	0	0	0	0	0	0	0	0	0	0	0	0
1:15	0	0	0	0	0	0	0	0	0	0	0	0	0	0
1:30	0	0	0	0	0	0	0	0	0	0	0	0	0	0
1:45	0	0	0	0	0	0	0	0	0	0	0	0	0	0
2:00	0	0	0	0	0	0	0	0	0	0	0	0	0	0
2:15	0	0	0	0	0	0	0	0	0	0	0	0	0	0
2:30	0	0	0	0	0	0	0	0	0	0	0	0	0	0
2:45	0	0	0	0	0	0	0	0	0	0	0	0	0	0
3:00	0	0	0	0	0	0	0	0	0	0	0	0	0	0
3:15	0	0	0	0	0	0	0	0	0	0	0	0	0	0
3:30	0	0	0	0	0	0	0	0	0	0	0	0	0	0
3:45	0	0	0	0	0	0	0	0	0	0	0	0	0	0
4:00	0	0	0	0	0	0	0	0	0	0	0	0	0	0
4:15	0	0	0	0	0	0	0	0	0	0	0	0	0	0
4:30	0	0	0	0	0	0	0	0	0	0	0	0	0	0
4:45	0	0	0	0	0	0	0	0	0	0	0	0	0	0
5:00	0	1	0	0	0	0	0	0	0	0	0	0	0	1
5:15	0	0	0	0	0	0	0	0	0	0	0	0	0	0
5:30	1	0	0	0	0	0	0	0	0	0	0	0	0	1
5:45	0	0	0	0	0	0	0	0	0	0	0	0	0	0
6:00	0	1	1	0	0	0	0	0	0	0	0	0	0	2
6:15	0	0	1	0	0	0	0	0	0	0	0	0	0	1
6:30	0	2	0	0	0	0	0	0	0	0	0	0	0	2
6:45	1	2	0	0	0	0	0	0	0	0	0	0	0	3
7:00	1	1	0	0	0	0	0	0	0	0	0	0	0	2
7:15	0	1	1	0	0	0	0	0	0	0	0	0	0	2
7:30	1	8	4	2	0	0	0	0	0	0	0	0	0	15
7:45	2	16	7	3	0	0	0	0	0	0	0	0	0	28
8:00	1	5	1	0	0	1	0	0	0	0	0	0	0	8
8:15	0	0	1	1	0	0	0	0	0	0	0	0	0	2
8:30	2	1	0	0	0	0	0	0	0	0	0	0	0	3
8:45	0	1	1	0	0	0	0	0	0	0	0	0	0	2
9:00	0	1	0	1	0	0	0	0	0	0	0	0	0	2
9:15	0	3	0	0	0	0	0	0	0	0	0	0	0	3
9:30	1	1	0	0	0	0	0	0	0	0	0	0	0	2
9:45	0	0	0	0	0	0	0	0	0	0	0	0	0	0
10:00	0	0	0	0	0	0	0	0	0	0	0	0	0	0
10:15	0	2	0	0	0	0	0	0	0	0	0	0	0	2
10:30	0	0	0	0	0	0	0	0	0	0	0	0	0	0
10:45	0	1	0	0	0	0	0	0	0	0	0	0	0	1
11:00	0	1	1	0	0	0	0	0	0	0	0	0	0	2
11:15	0	2	1	0	0	0	0	0	0	0	0	0	0	3
11:30	1	2	1	0	0	0	0	0	0	0	0	0	0	4
11:45	2	2	0	0	0	0	0	0	0	0	0	0	0	4
12:00 PM	0	5	0	0	0	0	0	0	0	0	0	0	0	5
12:15	1	0	0	0	0	0	0	0	0	0	0	0	0	1
12:30	3	2	2	0	0	0	0	0	0	0	0	0	0	7
12:45	0	0	0	0	0	0	0	0	0	0	0	0	0	0
13:00	1	1	0	0	0	0	0	0	0	0	0	0	0	2
13:15	3	0	2	0	0	0	0	0	0	0	0	0	0	5
13:30	0	3	1	0	0	0	0	0	0	0	0	0	0	4
13:45	2	0	0	1	0	0	0	0	0	0	0	0	0	3
14:00	0	2	0	0	0	0	0	0	0	0	0	0	0	2
14:15	2	1	3	0	0	0	0	0	0	0	0	0	0	6
14:30	1	1	1	0	0	0	0	0	0	0	0	0	0	3
14:45	2	2	0	0	0	0	0	0	0	0	0	0	0	4
15:00	3	22	3	0	0	0	0	0	0	0	0	0	0	28
15:15	0	2	1	0	0	0	0	0	0	0	0	0	0	3
15:30	0	1	1	0	0	0	0	0	0	0	0	0	0	2
15:45	0	3	0	0	0	0	0	0	0	0	0	0	0	3
16:00	0	2	0	0	0	0	0	0	0	0	0	0	0	2
16:15	0	3	0	0	0	0	0	0	0	0	0	0	0	3
16:30	0	2	1	0	0	0	0	0	0	0	0	0	0	3
16:45	3	2	2	0	0	0	0	0	0	0	0	0	0	7
17:00	0	1	0	0	0	0	0	0	0	0	0	0	0	1
17:15	0	1	0	0	0	0	0	0	0	0	0	0	0	1
17:30	0	1	1	0	0	0	0	0	0	0	0	0	0	2
17:45	0	0	1	0	0	0	0	0	0	0	0	0	0	1
18:00	1	2	0	0	0	0	0	0	0	0	0	0	0	3
18:15	0	0	2	0	0	0	0	0	0	0	0	0	0	2
18:30	0	0	0	0	0	0	0	0	0	0	0	0	0	0
18:45	0	0	0	0	0	0	0	0	0	0	0	0	0	0
19:00	0	3	0	1	0	0	0	0	0	0	0	0	0	4
19:15	0	1	1	0	0	0	0	0	0	0	0	0	0	2
19:30	0	0	0	0	0	0	0	0	0	0	0	0	0	0
19:45	0	3	0	0	1	0	0	0	0	0	0	0	0	4
20:00	0	1	0	0	0	0	0	0	0	0	0	0	0	1
20:15	1	0	0	0	0	0	0	0	0	0	0	0	0	1
20:30	0	1	0	0	0	0	0	0	0	0	0	0	0	1
20:45	1	1	0	0	0	0	0	0	0	0	0	0	0	2
21:00	0	0	0	0	0	0	0	0	0	0	0	0	0	0
21:15	1	0	0	0	0	0	0	0	0	0	0	0	0	1
21:30	0	1	0	0	0	0	0	0	0	0	0	0	0	1
21:45	1	1	0	0	0	0	0	0	0	0	0	0	0	2
22:00	0	2	0	0	0	0	0	0	0	0	0	0	0	2
22:15	0	0	0	0	0	0	0	0	0	0	0	0	0	0
22:30	0	0	0	0	0	0	0	0	0	0	0	0	0	0
22:45	0	0	0	0	0	0	0	0	0	0	0	0	0	0
23:00	0	1	0	0	0	0	0	0	0	0	0	0	0	1
23:15	0	1	0	0	0	0	0	0	0	0	0	0	0	1
23:30	0	0	0	0	0	0	0	0	0	0	0	0	0	0
23:45	0	0	0	0	0	0	0	0	0	0	0	0	0	0
Totals	39	129	42	9	1	1								221
% of Totals	18%	58%	19%	4%	0%	0%								100%

AM Volumes	13	54	20	7	0	1	0	0	0	0	0	0	0	95
% AM	6%	24%	9%	3%		0%								43%
AM Peak Hour	11:45	7:15	7:15	7:30		7:15								7:15
Volume	6	30	13	6		1								53
PM Volumes	26	75	22	2	1	0	0	0	0	0	0	0	0	126
% PM	12%	34%	10%	1%	0%									57%
PM Peak Hour	14:15	15:00	14:15	13:00	19:00									14:15
Volume	8	28	7	1	1									41

Directional Peak Periods	AM 7-9			NOON 12-2			PM 4-6			Off Peak Volumes		
All Classes	Volume	⟷	%	Volume	⟷	%	Volume	⟷	%	Volume	⟷	%
	62		28%	27		12%	20		9%	112		51%

Street Name	Direction	Percentiles					
		15th	50th	Average	85th	95th	ADT
S Griffith Park Dr	North Bound	13	20	19	24	28	216
S Griffith Park Dr	South Bound	14	18	18	22	25	221

Prepared by National Data & Surveying Services

SPEED

S Griffith Park Dr Bet. W Oak St. & W Alameda Ave

Day: Tuesday
Date: 1/18/2022

City: Burbank
Project #: CA22_020022_024

Summary

Time	< 15	15 - 19	20 - 24	25 - 29	30 - 34	35 - 39	40 - 44	45 - 49	50 - 54	55 - 59	60 - 64	65 - 69	70 +	Total
0:00 AM	0	0	0	0	0	0	0	0	0	0	0	0	0	0
0:15	0	0	0	0	0	0	0	0	0	0	0	0	0	0
0:30	0	0	0	0	0	0	0	0	0	0	0	0	0	0
0:45	0	0	0	0	0	0	0	0	0	0	0	0	0	0
1:00	0	1	0	0	0	0	0	0	0	0	0	0	0	1
1:15	0	0	0	0	0	0	0	0	0	0	0	0	0	0
1:30	0	0	0	0	0	0	0	0	0	0	0	0	0	0
1:45	0	0	0	0	0	0	0	0	0	0	0	0	0	0
2:00	0	1	0	0	0	0	0	0	0	0	0	0	0	1
2:15	0	0	0	0	0	0	0	0	0	0	0	0	0	0
2:30	0	0	0	0	0	0	0	0	0	0	0	0	0	0
2:45	0	0	0	0	0	0	0	0	0	0	0	0	0	0
3:00	0	0	0	0	0	0	0	0	0	0	0	0	0	0
3:15	0	0	0	0	0	0	0	0	0	0	0	0	0	0
3:30	0	0	0	0	0	0	0	0	0	0	0	0	0	0
3:45	0	0	0	0	0	0	0	0	0	0	0	0	0	0
4:00	0	0	0	0	0	0	0	0	0	0	0	0	0	0
4:15	0	0	0	0	0	0	0	0	0	0	0	0	0	0
4:30	0	0	0	0	0	0	0	0	0	0	0	0	0	0
4:45	0	0	0	0	0	0	0	0	0	0	0	0	0	0
5:00	0	1	0	0	0	0	0	0	0	0	0	0	0	1
5:15	0	0	0	0	0	0	0	0	0	0	0	0	0	0
5:30	1	0	0	0	0	0	0	0	0	0	0	0	0	1
5:45	0	0	0	0	0	0	0	0	0	0	0	0	0	0
6:00	0	1	1	0	0	0	0	0	0	0	0	0	0	2
6:15	0	0	1	0	0	0	0	0	0	0	0	0	0	1
6:30	0	2	0	0	0	0	0	0	0	0	0	0	0	2
6:45	2	2	1	0	0	0	0	0	0	0	0	0	0	5
7:00	1	1	1	0	0	0	0	0	0	0	0	0	0	3
7:15	0	2	1	0	0	0	0	0	0	0	0	0	0	3
7:30	1	13	8	2	0	0	0	0	0	0	0	0	0	24
7:45	3	20	18	5	1	0	0	0	0	0	0	0	0	47
8:00	1	5	3	0	0	1	0	0	0	0	0	0	0	10
8:15	0	0	2	1	0	0	0	0	0	0	0	0	0	3
8:30	2	2	2	0	0	0	0	0	0	0	0	0	0	6
8:45	3	1	2	0	0	0	0	0	0	0	0	0	0	6
9:00	0	2	1	1	0	0	0	0	0	0	0	0	0	4
9:15	0	4	2	0	0	0	0	0	0	0	0	0	0	6
9:30	2	2	1	0	1	0	0	0	0	0	0	0	0	6
9:45	0	0	0	0	0	0	0	0	0	0	0	0	0	0
10:00	1	3	1	0	0	0	0	0	0	0	0	0	0	5
10:15	0	2	0	0	0	0	0	0	0	0	0	0	0	2
10:30	0	2	1	0	0	0	0	0	0	0	0	0	0	3
10:45	1	2	1	0	0	0	0	0	0	0	0	0	0	4
11:00	1	1	2	0	0	0	0	0	0	0	0	0	0	4
11:15	2	2	1	0	0	0	0	0	0	0	0	0	0	5
11:30	2	3	4	1	0	0	0	0	0	0	0	0	0	10
11:45	3	3	1	0	0	0	0	0	0	0	0	0	0	7
12:00 PM	0	6	2	0	0	0	0	0	0	0	0	0	0	8
12:15	3	3	0	2	0	0	0	0	0	0	0	0	0	8
12:30	4	3	4	0	0	0	0	0	0	0	0	0	0	11
12:45	1	0	4	0	0	0	0	0	0	0	0	0	0	5
13:00	1	3	0	0	0	0	0	0	0	0	0	0	0	4
13:15	4	0	2	1	0	0	0	0	0	0	0	0	0	7
13:30	0	3	2	0	0	0	0	0	0	0	0	0	0	5
13:45	3	2	0	1	0	0	0	0	0	0	0	0	0	6
14:00	2	6	2	0	0	0	0	0	0	0	0	0	0	10
14:15	2	4	6	0	0	0	0	0	0	0	0	0	0	12
14:30	1	5	1	2	1	0	0	0	0	0	0	0	0	10
14:45	4	4	3	0	0	0	0	0	0	0	0	0	0	11
15:00	10	25	5	1	0	0	0	0	0	0	0	0	0	41
15:15	0	3	4	1	0	0	0	0	0	0	0	0	0	8
15:30	1	3	4	0	0	0	0	0	0	0	0	0	0	8
15:45	0	4	0	0	0	0	0	0	0	0	0	0	0	4
16:00	0	3	1	1	0	0	0	0	0	0	0	0	0	5
16:15	0	3	1	0	0	0	0	0	0	0	0	0	0	4
16:30	0	2	3	0	0	0	0	0	0	0	0	0	0	5
16:45	4	4	2	1	0	0	0	0	0	0	0	0	0	11
17:00	0	2	0	0	0	0	0	0	0	0	0	0	0	2
17:15	0	1	3	1	0	0	0	0	0	0	0	0	0	5
17:30	0	1	3	0	0	0	0	0	0	0	0	0	0	4
17:45	2	0	4	1	0	0	0	0	0	0	0	0	0	7
18:00	2	4	0	1	0	0	0	0	0	0	0	0	0	7
18:15	2	0	4	0	0	0	0	0	0	0	0	0	0	6
18:30	2	2	1	0	0	0	0	0	0	0	0	0	0	5
18:45	0	1	0	0	0	0	0	0	0	0	0	0	0	1
19:00	0	5	0	2	0	0	0	0	0	0	0	0	0	7
19:15	0	2	2	0	0	0	0	0	0	0	0	0	0	4
19:30	1	0	0	0	0	0	0	0	0	0	0	0	0	1
19:45	0	4	0	0	1	0	0	0	0	0	0	0	0	5
20:00	0	1	3	0	0	0	0	0	0	0	0	0	0	4
20:15	1	0	0	0	0	0	0	0	0	0	0	0	0	1
20:30	1	1	0	0	0	0	0	0	0	0	0	0	0	2
20:45	1	2	0	0	0	0	0	0	0	0	0	0	0	3
21:00	0	0	0	0	0	0	0	0	0	0	0	0	0	0
21:15	1	1	0	0	0	0	0	0	0	0	0	0	0	2
21:30	0	2	0	0	0	0	0	0	0	0	0	0	0	2
21:45	2	2	0	0	0	0	0	0	0	0	0	0	0	4
22:00	1	2	1	0	0	0	0	0	0	0	0	0	0	4
22:15	0	0	0	0	0	0	0	0	0	0	0	0	0	0
22:30	0	1	0	0	0	0	0	0	0	0	0	0	0	1
22:45	0	0	0	1	0	0	0	0	0	0	0	0	0	1
23:00	0	1	1	0	0	0	0	0	0	0	0	0	0	2
23:15	0	1	0	0	0	0	0	0	0	0	0	0	0	1
23:30	0	0	0	0	0	0	0	0	0	0	0	0	0	0
23:45	0	0	1	0	0	0	0	0	0	0	0	0	0	1
Totals	82	200	124	26	4	1								437
% of Totals	19%	46%	28%	6%	1%	0%								100%

AM Volumes	26	78	55	10	2	1	0	0	0	0	0	0	0	172
% AM	6%	18%	13%	2%	0%	0%								39%
AM Peak Hour	11:45	7:15	7:30	7:30	7:00	7:15								7:15
Volume	10	40	31	8	1	1								84
PM Volumes	56	122	69	16	2	0	0	0	0	0	0	0	0	265
% PM	13%	28%	16%	4%	0%									61%
PM Peak Hour	14:15	14:15	14:45	14:30	13:45									14:15
Volume	17	38	16	4	1									74

Directional Peak Periods	AM 7-9			NOON 12-2			PM 4-6			Off Peak Volumes		
All Classes	Volume	⟷	%	Volume	⟷	%	Volume	⟷	%	Volume	⟷	%
	102		23%	54		12%	43		10%	238		54%

Street Name	Direction	Percentiles					
		15th	50th	Average	85th	95th	ADT
S Griffith Park Dr	Summary	13	18	18	24	27	437

Prepared by National Data & Surveying Services

SPEED

S Griffith Park Dr Bet. W Oak St. & W Alameda Ave

Day: Tuesday
Date: 1/18/2022

City: Burbank
Project #: CA22_020022_024n

North Bound

Time	< 15	15 - 19	20 - 24	25 - 29	30 - 34	35 - 39	40 - 44	45 - 49	50 - 54	55 - 59	60 - 64	65 - 69	70 +	Total
0:00 AM	0	0	0	0	0	0	0	0	0	0	0	0	0	0
1:00	0	1	0	0	0	0	0	0	0	0	0	0	0	1
2:00	0	1	0	0	0	0	0	0	0	0	0	0	0	1
3:00	0	0	0	0	0	0	0	0	0	0	0	0	0	0
4:00	0	0	0	0	0	0	0	0	0	0	0	0	0	0
5:00	0	0	0	0	0	0	0	0	0	0	0	0	0	0
6:00	1	0	1	0	0	0	0	0	0	0	0	0	0	2
7:00	1	10	16	2	1	0	0	0	0	0	0	0	0	30
8:00	3	1	6	0	0	0	0	0	0	0	0	0	0	10
9:00	1	3	4	0	1	0	0	0	0	0	0	0	0	9
10:00	2	6	3	0	0	0	0	0	0	0	0	0	0	11
11:00	5	2	5	1	0	0	0	0	0	0	0	0	0	13
12:00 PM	4	5	8	2	0	0	0	0	0	0	0	0	0	19
13:00	2	4	1	1	0	0	0	0	0	0	0	0	0	8
14:00	4	13	8	2	1	0	0	0	0	0	0	0	0	28
15:00	8	7	8	2	0	0	0	0	0	0	0	0	0	25
16:00	1	3	4	2	0	0	0	0	0	0	0	0	0	10
17:00	2	1	8	2	0	0	0	0	0	0	0	0	0	13
18:00	5	5	3	1	0	0	0	0	0	0	0	0	0	14
19:00	1	4	1	1	0	0	0	0	0	0	0	0	0	7
20:00	1	1	3	0	0	0	0	0	0	0	0	0	0	5
21:00	1	3	0	0	0	0	0	0	0	0	0	0	0	4
22:00	1	1	1	1	0	0	0	0	0	0	0	0	0	4
23:00	0	0	2	0	0	0	0	0	0	0	0	0	0	2
Totals	43	71	82	17	3									216
% of Totals	20%	33%	38%	8%	1%									100%

AM Volumes	13	24	35	3	2	0	0	0	0	0	0	0	0	77
% AM	6%	11%	16%	1%	1%									36%
AM Peak Hour	11:00	7:00	7:00	7:00	7:00									7:00
Volume	5	10	16	2	1									30
PM Volumes	30	47	47	14	1	0	0	0	0	0	0	0	0	139
% PM	14%	22%	22%	6%	0%									64%
PM Peak Hour	15:00	14:00	12:00	12:00	14:00									14:00
Volume	8	13	8	2	1									28

Directional Peak Periods	AM 7-9			NOON 12-2			PM 4-6			Off Peak Volumes		
All Speeds	Volume		%	Volume		%	Volume		%	Volume		%
	40	↔	19%	27	↔	13%	23	↔	11%	126	↔	58%

Street Name	Direction	Percentiles					
		15th	50th	Average	85th	95th	ADT
S Griffith Park Dr	North Bound	13	20	19	24	28	216
S Griffith Park Dr	South Bound	14	18	18	22	25	221

Prepared by National Data & Surveying Services

SPEED

S Griffith Park Dr Bet. W Oak St. & W Alameda Ave

Day: Tuesday
Date: 1/18/2022

City: Burbank
Project #: CA22_020022_024s

South Bound

Time	< 15	15 - 19	20 - 24	25 - 29	30 - 34	35 - 39	40 - 44	45 - 49	50 - 54	55 - 59	60 - 64	65 - 69	70 +	Total
0:00 AM	0	0	0	0	0	0	0	0	0	0	0	0	0	**0**
1:00	0	0	0	0	0	0	0	0	0	0	0	0	0	**0**
2:00	0	0	0	0	0	0	0	0	0	0	0	0	0	**0**
3:00	0	0	0	0	0	0	0	0	0	0	0	0	0	**0**
4:00	0	0	0	0	0	0	0	0	0	0	0	0	0	**0**
5:00	1	1	0	0	0	0	0	0	0	0	0	0	0	**2**
6:00	1	5	2	0	0	0	0	0	0	0	0	0	0	**8**
7:00	4	26	12	5	0	0	0	0	0	0	0	0	0	**47**
8:00	3	7	3	1	0	1	0	0	0	0	0	0	0	**15**
9:00	1	5	0	1	0	0	0	0	0	0	0	0	0	**7**
10:00	0	3	0	0	0	0	0	0	0	0	0	0	0	**3**
11:00	3	7	3	0	0	0	0	0	0	0	0	0	0	**13**
12:00 PM	4	7	2	0	0	0	0	0	0	0	0	0	0	**13**
13:00	6	4	3	1	0	0	0	0	0	0	0	0	0	**14**
14:00	5	6	4	0	0	0	0	0	0	0	0	0	0	**15**
15:00	3	28	5	0	0	0	0	0	0	0	0	0	0	**36**
16:00	3	9	3	0	0	0	0	0	0	0	0	0	0	**15**
17:00	0	3	2	0	0	0	0	0	0	0	0	0	0	**5**
18:00	1	2	2	0	0	0	0	0	0	0	0	0	0	**5**
19:00	0	7	1	1	1	0	0	0	0	0	0	0	0	**10**
20:00	2	3	0	0	0	0	0	0	0	0	0	0	0	**5**
21:00	2	2	0	0	0	0	0	0	0	0	0	0	0	**4**
22:00	0	2	0	0	0	0	0	0	0	0	0	0	0	**2**
23:00	0	2	0	0	0	0	0	0	0	0	0	0	0	**2**
Totals	**39**	**129**	**42**	**9**	**1**	**1**								**221**
% of Totals	18%	58%	19%	4%	0%	0%								100%

AM Volumes	13	54	20	7	0	1	0	0	0	0	0	0	0	95
% AM	6%	24%	9%	3%		0%								43%
AM Peak Hour	7:00	7:00	7:00	7:00		8:00								7:00
Volume	4	26	12	5		1								47
PM Volumes	26	75	22	2	1	0	0	0	0	0	0	0	0	126
% PM	12%	34%	10%	1%	0%									57%
PM Peak Hour	13:00	15:00	15:00	13:00	19:00									15:00
Volume	6	28	5	1	1									36

Directional Peak Periods	**AM 7-9**			**NOON 12-2**			**PM 4-6**			**Off Peak Volumes**		
All Speeds	Volume		%	Volume		%	Volume		%	Volume		%
	62	↔	28%	27	↔	12%	20	↔	9%	112	↔	51%

Street Name	Direction	Percentiles					
		15th	50th	Average	85th	95th	ADT
S Griffith Park Dr	North Bound	13	20	19	24	28	216
S Griffith Park Dr	South Bound	14	18	18	22	25	221

Prepared by National Data & Surveying Services

SPEED

S Griffith Park Dr Bet. W Oak St. & W Alameda Ave

Day: Tuesday
Date: 1/18/2022

City: Burbank
Project #: CA22_020022_024

Summary

Time	< 15	15 - 19	20 - 24	25 - 29	30 - 34	35 - 39	40 - 44	45 - 49	50 - 54	55 - 59	60 - 64	65 - 69	70 +	Total
0:00 AM	0	0	0	0	0	0	0	0	0	0	0	0	0	0
1:00	0	1	0	0	0	0	0	0	0	0	0	0	0	1
2:00	0	1	0	0	0	0	0	0	0	0	0	0	0	1
3:00	0	0	0	0	0	0	0	0	0	0	0	0	0	0
4:00	0	0	0	0	0	0	0	0	0	0	0	0	0	0
5:00	1	1	0	0	0	0	0	0	0	0	0	0	0	2
6:00	2	5	3	0	0	0	0	0	0	0	0	0	0	10
7:00	5	36	28	7	1	0	0	0	0	0	0	0	0	77
8:00	6	8	9	1	0	1	0	0	0	0	0	0	0	25
9:00	2	8	4	1	1	0	0	0	0	0	0	0	0	16
10:00	2	9	3	0	0	0	0	0	0	0	0	0	0	14
11:00	8	9	8	1	0	0	0	0	0	0	0	0	0	26
12:00 PM	8	12	10	2	0	0	0	0	0	0	0	0	0	32
13:00	8	8	4	2	0	0	0	0	0	0	0	0	0	22
14:00	9	19	12	2	1	0	0	0	0	0	0	0	0	43
15:00	11	35	13	2	0	0	0	0	0	0	0	0	0	61
16:00	4	12	7	2	0	0	0	0	0	0	0	0	0	25
17:00	2	4	10	2	0	0	0	0	0	0	0	0	0	18
18:00	6	7	5	1	0	0	0	0	0	0	0	0	0	19
19:00	1	11	2	2	1	0	0	0	0	0	0	0	0	17
20:00	3	4	3	0	0	0	0	0	0	0	0	0	0	10
21:00	3	5	0	0	0	0	0	0	0	0	0	0	0	8
22:00	1	3	1	1	0	0	0	0	0	0	0	0	0	6
23:00	0	2	2	0	0	0	0	0	0	0	0	0	0	4
Totals	82	200	124	26	4	1								437
% of Totals	19%	46%	28%	6%	1%	0%								100%

AM Volumes	26	78	55	10	2	1	0	0	0	0	0	0	0	172
% AM	6%	18%	13%	2%	0%	0%								39%
AM Peak Hour	11:00	7:00	7:00	7:00	7:00	8:00								7:00
Volume	8	36	28	7	1	1								77
PM Volumes	56	122	69	16	2	0	0	0	0	0	0	0	0	265
% PM	13%	28%	16%	4%	0%									61%
PM Peak Hour	15:00	15:00	15:00	12:00	14:00									15:00
Volume	11	35	13	2	1									61

Directional Peak Periods	AM 7-9			NOON 12-2			PM 4-6			Off Peak Volumes		
All Speeds	Volume		%	Volume		%	Volume		%	Volume		%
	102	↔	23%	54	↔	12%	43	↔	10%	238	↔	54%

Street Name	Direction	Percentiles					
		15th	50th	Average	85th	95th	ADT
S Griffith Park Dr	Summary	13	18	18	24	27	437

Prepared by NDS/ATD

Prepared by National Data & Surveying Services

VOLUME

S Griffith Park Dr Bet. W Oak St. & W Alameda Ave

Day: Tuesday
Date: 1/18/2022

City: Burbank
Project #: CA22_020022_024

DAILY TOTALS	NB	SB	EB	WB	Total
	216	221	0	0	437

AM Period	NB		SB		EB	WB	TOTAL		PM Period	NB		SB		EB	WB	TOTAL	
0:00	0		0		0	0			12:00	3		5		0	0	8	
0:15	0		0		0	0			12:15	7		1		0	0	8	
0:30	0		0		0	0			12:30	4		7		0	0	11	
0:45	0		0		0	0			12:45	5	19	0	13	0	0	5	32
1:00	1		0		0	0	1		13:00	2		2		0	0	4	
1:15	0		0		0	0			13:15	2		5		0	0	7	
1:30	0		0		0	0			13:30	1		4		0	0	5	
1:45	0	1	0		0	0		1	13:45	3	8	3	14	0	0	6	22
2:00	1		0		0	0	1		14:00	8		2		0	0	10	
2:15	0		0		0	0			14:15	6		6		0	0	12	
2:30	0		0		0	0			14:30	7		3		0	0	10	
2:45	0	1	0		0	0		1	14:45	7	28	4	15	0	0	11	43
3:00	0		0		0	0			15:00	13		28		0	0	41	
3:15	0		0		0	0			15:15	5		3		0	0	8	
3:30	0		0		0	0			15:30	6		2		0	0	8	
3:45	0		0		0	0			15:45	1	25	3	36	0	0	4	61
4:00	0		0		0	0			16:00	3		2		0	0	5	
4:15	0		0		0	0			16:15	1		3		0	0	4	
4:30	0		0		0	0			16:30	2		3		0	0	5	
4:45	0		0		0	0			16:45	4	10	7	15	0	0	11	25
5:00	0		1		0	0	1		17:00	1		1		0	0	2	
5:15	0		0		0	0			17:15	4		1		0	0	5	
5:30	0		1		0	0	1		17:30	2		2		0	0	4	
5:45	0		0	2	0	0		2	17:45	6	13	1	5	0	0	7	18
6:00	0		2		0	0	2		18:00	4		3		0	0	7	
6:15	0		1		0	0	1		18:15	4		2		0	0	6	
6:30	0		2		0	0	2		18:30	5		0		0	0	5	
6:45	2	2	3	8	0	0	5	10	18:45	1	14	0	5	0	0	1	19
7:00	1		2		0	0	3		19:00	3		4		0	0	7	
7:15	1		2		0	0	3		19:15	2		2		0	0	4	
7:30	9		15		0	0	24		19:30	1		0		0	0	1	
7:45	19	30	28	47	0	0	47	77	19:45	1	7	4	10	0	0	5	17
8:00	2		8		0	0	10		20:00	3		1		0	0	4	
8:15	1		2		0	0	3		20:15	0		1		0	0	1	
8:30	3		3		0	0	6		20:30	1		1		0	0	2	
8:45	4	10	2	15	0	0	6	25	20:45	1	5	2	5	0	0	3	10
9:00	2		2		0	0	4		21:00	0		0		0	0		
9:15	3		3		0	0	6		21:15	1		1		0	0	2	
9:30	4		2		0	0	6		21:30	1		1		0	0	2	
9:45	0	9	0	7	0	0		16	21:45	2	4	2	4	0	0	4	8
10:00	5		0		0	0	5		22:00	2		2		0	0	4	
10:15	0		2		0	0	2		22:15	0		0		0	0		
10:30	3		0		0	0	3		22:30	1		0		0	0	1	
10:45	3	11	1	3	0	0	4	14	22:45	1	4	0	2	0	0	1	6
11:00	2		2		0	0	4		23:00	1		1		0	0	2	
11:15	2		3		0	0	5		23:15	0		1		0	0	1	
11:30	6		4		0	0	10		23:30	0		0		0	0		
11:45	3	13	4	13	0	0	7	26	23:45	1	2	0	2	0	0	1	4
TOTALS		77		95				172	TOTALS		139		126				265
SPLIT %		44.8%		55.2%				39.4%	SPLIT %		52.5%		47.5%				60.6%

DAILY TOTALS	NB	SB	EB	WB	Total
	216	221	0	0	437

AM Peak Hour	7:15	7:15			7:15	PM Peak Hour	14:15	14:15			14:15
AM Pk Volume	31	53			84	PM Pk Volume	33	41			74
Pk Hr Factor	0.408	0.473			0.447	Pk Hr Factor	0.635	0.366			0.451
7 - 9 Volume	40	62	0	0	102	4 - 6 Volume	23	20	0	0	43
7 - 9 Peak Hour	7:15	7:15			7:15	4 - 6 Peak Hour	17:00	16:00			16:00
7 - 9 Pk Volume	31	53	0	0	84	4 - 6 Pk Volume	13	15	0	0	25
Pk Hr Factor	0.408	0.473	0.000	0.000	0.447	Pk Hr Factor	0.542	0.536	0.000	0.000	0.568

Prepared by NDS/ATD

Project #: CA22_020022_024 **City:** Burbank

Location: S Griffith Park Dr Bet. W Oak St. & W **Date:** 1/18/2022

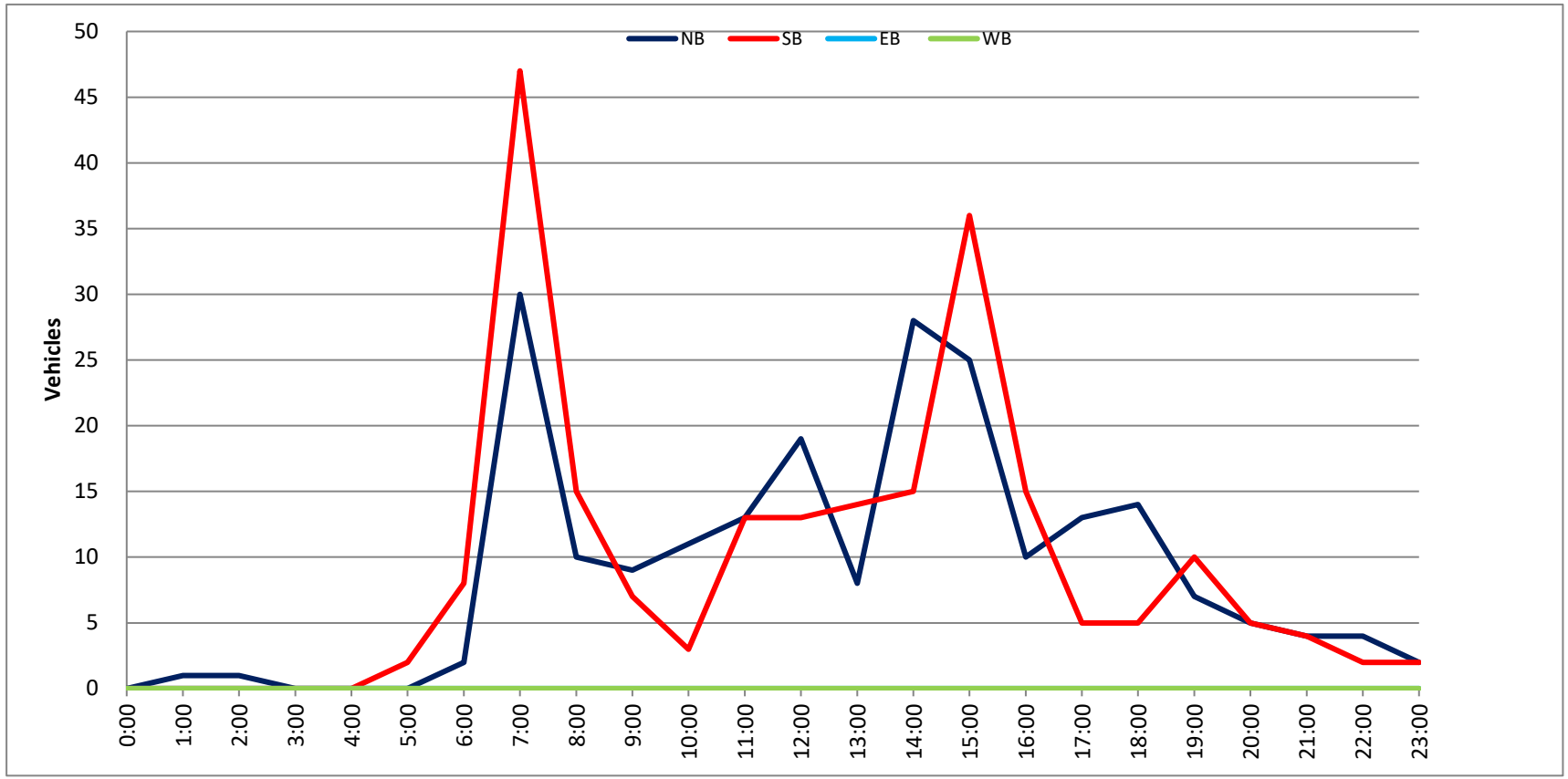

Prepared by National Data & Surveying Services

SPEED

S Griffith Park Dr Bet. W Oak St. & W Alameda Ave

Day: Wednesday
Date: 1/19/2022

City: Burbank
Project #: CA22_020022_024n

North Bound

Time	< 15	15 - 19	20 - 24	25 - 29	30 - 34	35 - 39	40 - 44	45 - 49	50 - 54	55 - 59	60 - 64	65 - 69	70 +	Total
0:00 AM	0	0	0	0	0	0	0	0	0	0	0	0	0	0
0:15	0	0	0	0	0	0	0	0	0	0	0	0	0	0
0:30	0	0	0	0	0	0	0	0	0	0	0	0	0	0
0:45	0	0	0	0	0	0	0	0	0	0	0	0	0	0
1:00	0	0	0	0	0	0	0	0	0	0	0	0	0	0
1:15	0	0	0	0	0	0	0	0	0	0	0	0	0	0
1:30	0	0	0	0	0	0	0	0	0	0	0	0	0	0
1:45	0	0	0	0	0	0	0	0	0	0	0	0	0	0
2:00	0	0	0	0	0	0	0	0	0	0	0	0	0	0
2:15	0	0	0	0	0	0	0	0	0	0	0	0	0	0
2:30	0	0	0	0	0	0	0	0	0	0	0	0	0	0
2:45	0	0	0	0	0	0	0	0	0	0	0	0	0	0
3:00	0	0	0	0	0	0	0	0	0	0	0	0	0	0
3:15	0	0	0	0	0	0	0	0	0	0	0	0	0	0
3:30	0	0	0	0	0	0	0	0	0	0	0	0	0	0
3:45	0	0	0	0	0	0	0	0	0	0	0	0	0	0
4:00	0	0	0	0	0	0	0	0	0	0	0	0	0	0
4:15	0	0	0	0	0	0	0	0	0	0	0	0	0	0
4:30	1	0	0	0	0	0	0	0	0	0	0	0	0	1
4:45	0	0	0	0	0	0	0	0	0	0	0	0	0	0
5:00	0	0	0	0	0	0	0	0	0	0	0	0	0	0
5:15	0	0	0	0	0	0	0	0	0	0	0	0	0	0
5:30	1	0	0	0	0	0	0	0	0	0	0	0	0	1
5:45	0	0	0	0	0	0	0	0	0	0	0	0	0	0
6:00	0	0	0	0	0	0	0	0	0	0	0	0	0	0
6:15	0	0	0	0	0	0	0	0	0	0	0	0	0	0
6:30	0	1	0	0	0	0	0	0	0	0	0	0	0	1
6:45	0	0	0	0	0	0	0	0	0	0	0	0	0	0
7:00	0	1	1	0	0	0	0	0	0	0	0	0	0	2
7:15	1	2	2	0	0	0	0	0	0	0	0	0	0	5
7:30	1	4	2	0	0	0	0	0	0	0	0	0	0	7
7:45	3	9	3	0	0	0	0	0	0	0	0	0	0	15
8:00	0	1	1	1	0	0	0	0	0	0	0	0	0	3
8:15	0	1	2	0	0	0	0	0	0	0	0	0	0	3
8:30	0	2	1	0	0	0	0	0	0	0	0	0	0	3
8:45	0	3	2	0	0	0	0	0	0	0	0	0	0	5
9:00	0	1	1	0	0	0	0	0	0	0	0	0	0	2
9:15	2	1	0	0	0	0	0	0	0	0	0	0	0	3
9:30	1	2	2	0	0	0	0	0	0	0	0	0	0	5
9:45	1	1	1	1	0	0	0	0	0	0	0	0	0	4
10:00	3	1	1	0	0	0	0	0	0	0	0	0	0	5
10:15	0	1	1	0	0	0	0	0	0	0	0	0	0	2
10:30	0	1	1	0	0	0	0	0	0	0	0	0	0	2
10:45	0	0	1	1	0	0	0	0	0	0	0	0	0	2
11:00	1	1	0	0	0	0	0	0	0	0	0	0	0	2
11:15	0	1	1	0	0	0	0	0	0	0	0	0	0	2
11:30	0	4	0	0	0	0	0	0	0	0	0	0	0	4
11:45	0	1	0	1	0	0	0	0	0	0	0	0	0	2
12:00 PM	1	0	1	1	0	0	0	0	0	0	0	0	0	3
12:15	0	1	0	0	0	0	0	0	0	0	0	0	0	1
12:30	1	2	0	0	0	0	0	0	0	0	0	0	0	3
12:45	1	0	1	0	0	0	0	0	0	0	0	0	0	2
13:00	1	3	2	0	0	0	0	0	0	0	0	0	0	6
13:15	0	0	0	0	0	0	0	0	0	0	0	0	0	0
13:30	0	2	2	0	0	0	0	0	0	0	0	0	0	4
13:45	2	0	4	0	0	0	0	0	0	0	0	0	0	6
14:00	2	2	0	0	1	0	0	0	0	0	0	0	0	5
14:15	0	1	2	1	0	0	0	0	0	0	0	0	0	4
14:30	0	3	2	0	0	0	0	0	0	0	0	0	0	5
14:45	1	5	2	0	0	0	0	0	0	0	0	0	0	8
15:00	6	5	0	1	1	0	0	0	0	0	0	0	0	13
15:15	0	2	3	0	0	0	0	0	0	0	0	0	0	5
15:30	2	3	0	0	0	0	0	0	0	0	0	0	0	5
15:45	2	2	3	0	1	0	0	0	0	0	0	0	0	8
16:00	0	1	3	0	0	0	0	0	0	0	0	0	0	4
16:15	1	3	0	0	0	0	0	0	0	0	0	0	0	4
16:30	1	1	1	1	0	0	0	0	0	0	0	0	0	4
16:45	1	1	2	1	0	0	0	0	0	0	0	0	0	5
17:00	1	1	5	0	0	0	0	0	0	0	0	0	0	7
17:15	1	4	2	0	0	0	0	0	0	0	0	0	0	7
17:30	0	1	2	0	0	0	0	0	0	0	0	0	0	3
17:45	0	2	1	0	0	0	0	0	0	0	0	0	0	3
18:00	0	0	1	0	0	0	0	0	0	0	0	0	0	1
18:15	0	3	1	1	0	0	0	0	0	0	0	0	0	5
18:30	0	3	1	0	0	0	0	0	0	0	0	0	0	4
18:45	0	1	1	0	0	0	0	0	0	0	0	0	0	2
19:00	1	1	0	0	0	0	0	0	0	0	0	0	0	2
19:15	0	0	1	0	0	0	0	0	0	0	0	0	0	1
19:30	0	1	1	0	0	0	0	0	0	0	0	0	0	2
19:45	0	0	1	0	0	0	0	0	0	0	0	0	0	1
20:00	0	1	1	0	0	0	0	0	0	0	0	0	0	2
20:15	0	0	0	0	0	0	0	0	0	0	0	0	0	0
20:30	0	0	2	0	0	0	0	0	0	0	0	0	0	2
20:45	1	0	1	0	0	0	0	0	0	0	0	0	0	2
21:00	0	0	0	0	0	0	0	0	0	0	0	0	0	0
21:15	0	1	1	0	0	0	0	0	0	0	0	0	0	2
21:30	0	1	0	0	0	0	0	0	0	0	0	0	0	1
21:45	0	1	1	1	0	0	0	0	0	0	0	0	0	3
22:00	0	0	0	0	0	0	0	0	0	0	0	0	0	0
22:15	0	0	0	0	0	0	0	0	0	0	0	0	0	0
22:30	0	0	0	0	0	0	0	0	0	0	0	0	0	0
22:45	0	0	0	0	0	0	0	0	0	0	0	0	0	0
23:00	0	1	0	0	0	0	0	0	0	0	0	0	0	1
23:15	0	0	0	0	0	0	0	0	0	0	0	0	0	0
23:30	1	0	0	0	0	0	0	0	0	0	0	0	0	1
23:45	0	0	0	0	0	0	0	0	0	0	0	0	0	0
Totals	42	98	74	11	3									228
% of Totals	18%	43%	32%	5%	1%									100%

AM Volumes	15	39	23	4	0	0	0	0	0	0	0	0	0	81
% AM	7%	17%	10%	2%										36%
AM Peak Hour	9:15	7:00	7:00	11:15										7:15
Volume	7	16	8	2										30
PM Volumes	27	59	51	7	3	0	0	0	0	0	0	0	0	147
% PM	12%	26%	22%	3%	1%									64%
PM Peak Hour	15:00	14:30	16:45	14:15	15:00									14:30
Volume	10	15	11	2	2									31

Directional Peak Periods	AM 7-9			NOON 12-2			PM 4-6			Off Peak Volumes		
All Classes	Volume	⟷	%	Volume	⟷	%	Volume	⟷	%	Volume	⟷	%
	43		19%	25		11%	37		16%	123		54%

Street Name	Direction	Percentiles					
		15th	50th	Average	85th	95th	ADT
S Griffith Park Dr	North Bound	13	19	18	24	26	228
S Griffith Park Dr	South Bound	10	17	17	22	25	231

Prepared by National Data & Surveying Services

SPEED

S Griffith Park Dr Bet. W Oak St. & W Alameda Ave

Day: Wednesday
Date: 1/19/2022

City: Burbank
Project #: CA22_020022_024s

South Bound

Time	< 15	15 - 19	20 - 24	25 - 29	30 - 34	35 - 39	40 - 44	45 - 49	50 - 54	55 - 59	60 - 64	65 - 69	70 +	Total
0:00 AM	0	0	0	0	0	0	0	0	0	0	0	0	0	0
0:15	0	0	0	0	0	0	0	0	0	0	0	0	0	0
0:30	0	0	0	0	0	0	0	0	0	0	0	0	0	0
0:45	0	0	0	0	0	0	0	0	0	0	0	0	0	0
1:00	0	0	0	0	0	0	0	0	0	0	0	0	0	0
1:15	0	0	0	0	0	0	0	0	0	0	0	0	0	0
1:30	0	0	0	0	0	0	0	0	0	0	0	0	0	0
1:45	0	0	0	0	0	0	0	0	0	0	0	0	0	0
2:00	0	0	0	0	0	0	0	0	0	0	0	0	0	0
2:15	0	0	0	0	0	0	0	0	0	0	0	0	0	0
2:30	0	0	0	0	0	0	0	0	0	0	0	0	0	0
2:45	0	0	0	0	0	0	0	0	0	0	0	0	0	0
3:00	0	0	0	0	0	0	0	0	0	0	0	0	0	0
3:15	0	0	0	0	0	0	0	0	0	0	0	0	0	0
3:30	0	0	0	0	0	0	0	0	0	0	0	0	0	0
3:45	0	0	0	0	0	0	0	0	0	0	0	0	0	0
4:00	0	0	0	0	0	0	0	0	0	0	0	0	0	0
4:15	0	0	0	0	0	0	0	0	0	0	0	0	0	0
4:30	0	1	0	0	0	0	0	0	0	0	0	0	0	1
4:45	0	0	0	0	0	0	0	0	0	0	0	0	0	0
5:00	0	0	0	0	0	0	0	0	0	0	0	0	0	0
5:15	0	1	0	0	0	0	0	0	0	0	0	0	0	1
5:30	0	0	0	0	0	0	0	0	0	0	0	0	0	0
5:45	0	0	0	0	0	0	0	0	0	0	0	0	0	0
6:00	0	0	0	0	0	0	0	0	0	0	0	0	0	0
6:15	0	0	3	0	0	0	0	0	0	0	0	0	0	3
6:30	0	0	0	0	0	0	0	0	0	0	0	0	0	0
6:45	0	3	0	0	0	0	0	0	0	0	0	0	0	3
7:00	1	1	0	0	0	0	0	0	0	0	0	0	0	2
7:15	0	1	0	0	0	0	0	0	0	0	0	0	0	1
7:30	4	8	4	0	0	0	0	0	0	0	0	0	0	16
7:45	8	11	4	0	0	0	0	0	0	0	0	0	0	23
8:00	1	5	1	0	0	0	0	0	0	0	0	0	0	7
8:15	0	1	0	0	0	0	0	0	0	0	0	0	0	1
8:30	2	2	2	0	0	0	0	0	0	0	0	0	0	6
8:45	2	1	0	0	0	0	0	0	0	0	0	0	0	3
9:00	0	3	1	0	0	0	0	0	0	0	0	0	0	4
9:15	2	4	0	0	0	0	0	0	0	0	0	0	0	6
9:30	1	1	1	0	0	0	0	0	0	0	0	0	0	3
9:45	2	0	0	0	0	0	0	0	0	0	0	0	0	2
10:00	1	1	1	0	0	0	0	0	0	0	0	0	0	3
10:15	4	0	1	0	0	0	0	0	0	0	0	0	0	5
10:30	0	2	0	0	0	0	0	0	0	0	0	0	0	2
10:45	0	1	1	1	0	0	0	0	0	0	0	0	0	3
11:00	0	2	1	0	0	0	0	0	0	0	0	0	0	3
11:15	0	0	0	0	0	0	0	0	0	0	0	0	0	0
11:30	1	1	0	0	0	0	0	0	0	0	0	0	0	2
11:45	0	1	0	0	0	0	0	0	0	0	0	0	0	1
12:00 PM	3	2	1	0	0	0	0	0	0	0	0	0	0	6
12:15	1	1	1	0	0	0	0	0	0	0	0	0	0	3
12:30	2	1	0	0	0	0	0	0	0	0	0	0	0	3
12:45	0	0	0	0	0	0	0	0	0	0	0	0	0	0
13:00	0	0	0	1	0	0	0	0	0	0	0	0	0	1
13:15	0	1	1	0	0	0	0	0	0	0	0	0	0	2
13:30	2	0	1	0	0	0	0	0	0	0	0	0	0	3
13:45	0	0	0	0	0	0	0	0	0	0	0	0	0	0
14:00	1	3	1	0	0	0	0	0	0	0	0	0	0	5
14:15	2	2	0	0	0	0	0	0	0	0	0	0	0	4
14:30	1	5	0	0	0	0	0	0	0	0	0	0	0	6
14:45	1	3	1	1	0	0	0	0	0	0	0	0	0	6
15:00	11	12	1	1	0	0	0	0	0	0	0	0	0	25
15:15	1	3	1	0	0	0	0	0	0	0	0	0	0	5
15:30	0	0	1	0	0	0	0	0	0	0	0	0	0	1
15:45	0	2	2	1	0	0	0	0	0	0	0	0	0	5
16:00	3	4	0	0	0	0	0	0	0	0	0	0	0	7
16:15	0	2	1	0	0	0	0	0	0	0	0	0	0	3
16:30	0	2	0	0	1	0	0	0	0	0	0	0	0	3
16:45	2	0	0	0	0	0	0	0	0	0	0	0	0	2
17:00	0	2	2	0	0	0	0	0	0	0	0	0	0	4
17:15	0	1	1	0	0	0	0	0	0	0	0	0	0	2
17:30	0	1	1	0	0	0	0	0	0	0	0	0	0	2
17:45	1	0	0	0	0	0	0	0	0	0	0	0	0	1
18:00	0	1	1	0	0	0	0	0	0	0	0	0	0	2
18:15	0	1	0	0	0	0	0	0	0	0	0	0	0	1
18:30	1	2	0	2	0	0	0	0	0	0	0	0	0	5
18:45	0	1	0	0	0	0	0	0	0	0	0	0	0	1
19:00	1	1	1	0	0	0	0	0	0	0	0	0	0	3
19:15	0	2	0	0	0	0	0	0	0	0	0	0	0	2
19:30	0	2	0	0	0	0	0	0	0	0	0	0	0	2
19:45	0	0	0	0	0	0	0	0	0	0	0	0	0	0
20:00	0	0	0	0	0	0	0	0	0	0	0	0	0	0
20:15	0	1	0	0	0	0	0	0	0	0	0	0	0	1
20:30	0	1	0	0	0	0	0	0	0	0	0	0	0	1
20:45	1	0	0	0	0	0	0	0	0	0	0	0	0	1
21:00	0	0	2	0	0	0	0	0	0	0	0	0	0	2
21:15	0	1	1	0	0	0	0	0	0	0	0	0	0	2
21:30	0	0	0	0	0	0	0	0	0	0	0	0	0	0
21:45	0	1	0	0	0	0	0	0	0	0	0	0	0	1
22:00	0	2	0	0	0	0	0	0	0	0	0	0	0	2
22:15	0	0	1	0	0	0	0	0	0	0	0	0	0	1
22:30	0	0	0	0	0	0	0	0	0	0	0	0	0	0
22:45	0	1	0	0	0	0	0	0	0	0	0	0	0	1
23:00	0	2	0	0	0	0	0	0	0	0	0	0	0	2
23:15	0	0	0	0	0	0	0	0	0	0	0	0	0	0
23:30	0	0	0	0	0	0	0	0	0	0	0	0	0	0
23:45	1	0	0	0	0	0	0	0	0	0	0	0	0	1
Totals	64	117	42	7	1									231
% of Totals	28%	51%	18%	3%	0%									100%

AM Volumes	29	51	20	1	0	0	0	0	0	0	0	0	0	101
% AM	13%	22%	9%	0%										44%
AM Peak Hour	7:00	7:15	7:15	10:00										7:15
Volume	13	25	9	1										47
PM Volumes	35	66	22	6	1	0	0	0	0	0	0	0	0	130
% PM	15%	29%	10%	3%	0%									56%
PM Peak Hour	14:15	14:30	15:00	14:15	15:45									14:30
Volume	15	23	5	2	1									42

Directional Peak Periods	**AM 7-9**			**NOON 12-2**			**PM 4-6**			**Off Peak Volumes**		
All Classes	Volume	⟷	%	Volume	⟷	%	Volume	⟷	%	Volume	⟷	%
	59		26%	18		8%	24		10%	130		56%

Street Name	Direction	Percentiles					
		15th	50th	Average	85th	95th	ADT
S Griffith Park Dr	North Bound	13	19	18	24	26	228
S Griffith Park Dr	South Bound	10	17	17	22	25	231

Prepared by National Data & Surveying Services

SPEED

S Griffith Park Dr Bet. W Oak St. & W Alameda Ave

Day: Wednesday
Date: 1/19/2022

City: Burbank
Project #: CA22_020022_024

Summary

Time	< 15	15 - 19	20 - 24	25 - 29	30 - 34	35 - 39	40 - 44	45 - 49	50 - 54	55 - 59	60 - 64	65 - 69	70 +	Total
0:00 AM	0	0	0	0	0	0	0	0	0	0	0	0	0	0
0:15	0	0	0	0	0	0	0	0	0	0	0	0	0	0
0:30	0	0	0	0	0	0	0	0	0	0	0	0	0	0
0:45	0	0	0	0	0	0	0	0	0	0	0	0	0	0
1:00	0	0	0	0	0	0	0	0	0	0	0	0	0	0
1:15	0	0	0	0	0	0	0	0	0	0	0	0	0	0
1:30	0	0	0	0	0	0	0	0	0	0	0	0	0	0
1:45	0	0	0	0	0	0	0	0	0	0	0	0	0	0
2:00	0	0	0	0	0	0	0	0	0	0	0	0	0	0
2:15	0	0	0	0	0	0	0	0	0	0	0	0	0	0
2:30	0	0	0	0	0	0	0	0	0	0	0	0	0	0
2:45	0	0	0	0	0	0	0	0	0	0	0	0	0	0
3:00	0	0	0	0	0	0	0	0	0	0	0	0	0	0
3:15	0	0	0	0	0	0	0	0	0	0	0	0	0	0
3:30	0	0	0	0	0	0	0	0	0	0	0	0	0	0
3:45	0	0	0	0	0	0	0	0	0	0	0	0	0	0
4:00	0	0	0	0	0	0	0	0	0	0	0	0	0	0
4:15	0	0	0	0	0	0	0	0	0	0	0	0	0	0
4:30	1	1	0	0	0	0	0	0	0	0	0	0	0	2
4:45	0	0	0	0	0	0	0	0	0	0	0	0	0	0
5:00	0	0	0	0	0	0	0	0	0	0	0	0	0	0
5:15	0	1	0	0	0	0	0	0	0	0	0	0	0	1
5:30	1	0	0	0	0	0	0	0	0	0	0	0	0	1
5:45	0	0	0	0	0	0	0	0	0	0	0	0	0	0
6:00	0	0	0	0	0	0	0	0	0	0	0	0	0	0
6:15	0	0	3	0	0	0	0	0	0	0	0	0	0	3
6:30	0	1	0	0	0	0	0	0	0	0	0	0	0	1
6:45	0	3	0	0	0	0	0	0	0	0	0	0	0	3
7:00	1	2	1	0	0	0	0	0	0	0	0	0	0	4
7:15	1	3	2	0	0	0	0	0	0	0	0	0	0	6
7:30	5	12	6	0	0	0	0	0	0	0	0	0	0	23
7:45	11	20	7	0	0	0	0	0	0	0	0	0	0	38
8:00	1	6	2	1	0	0	0	0	0	0	0	0	0	10
8:15	0	2	2	0	0	0	0	0	0	0	0	0	0	4
8:30	2	4	3	0	0	0	0	0	0	0	0	0	0	9
8:45	2	4	2	0	0	0	0	0	0	0	0	0	0	8
9:00	0	4	2	0	0	0	0	0	0	0	0	0	0	6
9:15	4	5	0	0	0	0	0	0	0	0	0	0	0	9
9:30	2	3	3	0	0	0	0	0	0	0	0	0	0	8
9:45	3	1	1	1	0	0	0	0	0	0	0	0	0	6
10:00	4	2	2	0	0	0	0	0	0	0	0	0	0	8
10:15	4	1	2	0	0	0	0	0	0	0	0	0	0	7
10:30	0	3	1	0	0	0	0	0	0	0	0	0	0	4
10:45	0	1	2	2	0	0	0	0	0	0	0	0	0	5
11:00	1	3	1	0	0	0	0	0	0	0	0	0	0	5
11:15	0	1	1	0	0	0	0	0	0	0	0	0	0	2
11:30	1	5	0	0	0	0	0	0	0	0	0	0	0	6
11:45	0	2	0	1	0	0	0	0	0	0	0	0	0	3
12:00 PM	4	2	2	1	0	0	0	0	0	0	0	0	0	9
12:15	1	2	1	0	0	0	0	0	0	0	0	0	0	4
12:30	3	3	0	0	0	0	0	0	0	0	0	0	0	6
12:45	1	0	1	0	0	0	0	0	0	0	0	0	0	2
13:00	1	3	2	1	0	0	0	0	0	0	0	0	0	7
13:15	0	1	1	0	0	0	0	0	0	0	0	0	0	2
13:30	2	2	3	0	0	0	0	0	0	0	0	0	0	7
13:45	2	0	4	0	0	0	0	0	0	0	0	0	0	6
14:00	3	5	1	0	1	0	0	0	0	0	0	0	0	10
14:15	2	3	2	1	0	0	0	0	0	0	0	0	0	8
14:30	1	8	2	0	0	0	0	0	0	0	0	0	0	11
14:45	2	8	3	1	0	0	0	0	0	0	0	0	0	14
15:00	17	17	1	2	1	0	0	0	0	0	0	0	0	38
15:15	1	5	4	0	0	0	0	0	0	0	0	0	0	10
15:30	2	3	1	0	0	0	0	0	0	0	0	0	0	6
15:45	2	4	5	1	1	0	0	0	0	0	0	0	0	13
16:00	3	5	3	0	0	0	0	0	0	0	0	0	0	11
16:15	1	5	1	0	0	0	0	0	0	0	0	0	0	7
16:30	1	3	1	1	1	0	0	0	0	0	0	0	0	7
16:45	3	1	2	1	0	0	0	0	0	0	0	0	0	7
17:00	1	3	7	0	0	0	0	0	0	0	0	0	0	11
17:15	1	5	3	0	0	0	0	0	0	0	0	0	0	9
17:30	0	2	3	0	0	0	0	0	0	0	0	0	0	5
17:45	1	2	1	0	0	0	0	0	0	0	0	0	0	4
18:00	0	1	2	0	0	0	0	0	0	0	0	0	0	3
18:15	0	4	1	1	0	0	0	0	0	0	0	0	0	6
18:30	1	5	1	2	0	0	0	0	0	0	0	0	0	9
18:45	0	2	1	0	0	0	0	0	0	0	0	0	0	3
19:00	2	2	1	0	0	0	0	0	0	0	0	0	0	5
19:15	0	2	1	0	0	0	0	0	0	0	0	0	0	3
19:30	0	3	1	0	0	0	0	0	0	0	0	0	0	4
19:45	0	0	1	0	0	0	0	0	0	0	0	0	0	1
20:00	0	1	1	0	0	0	0	0	0	0	0	0	0	2
20:15	0	1	0	0	0	0	0	0	0	0	0	0	0	1
20:30	0	1	2	0	0	0	0	0	0	0	0	0	0	3
20:45	2	0	1	0	0	0	0	0	0	0	0	0	0	3
21:00	0	0	2	0	0	0	0	0	0	0	0	0	0	2
21:15	0	2	2	0	0	0	0	0	0	0	0	0	0	4
21:30	0	1	0	0	0	0	0	0	0	0	0	0	0	1
21:45	0	2	1	1	0	0	0	0	0	0	0	0	0	4
22:00	0	2	0	0	0	0	0	0	0	0	0	0	0	2
22:15	0	0	1	0	0	0	0	0	0	0	0	0	0	1
22:30	0	0	0	0	0	0	0	0	0	0	0	0	0	0
22:45	0	1	0	0	0	0	0	0	0	0	0	0	0	1
23:00	0	3	0	0	0	0	0	0	0	0	0	0	0	3
23:15	0	0	0	0	0	0	0	0	0	0	0	0	0	0
23:30	1	0	0	0	0	0	0	0	0	0	0	0	0	1
23:45	1	0	0	0	0	0	0	0	0	0	0	0	0	1
Totals	106	215	115	18	4									459
% of Totals	23%	47%	25%	4%	1%									100%

AM Volumes	44	90	43	5	0	0	0	0	0	0	0	0	0	182
% AM	10%	20%	9%	1%										40%
AM Peak Hour	7:00	7:15	7:15	10:00										7:15
Volume	18	41	17	2										77
PM Volumes	62	125	73	13	4	0	0	0	0	0	0	0	0	277
% PM	14%	27%	16%	3%	1%									60%
PM Peak Hour	14:15	14:30	16:45	14:15	15:00									14:30
Volume	22	38	15	4	2									73

Directional Peak Periods	AM 7-9			NOON 12-2			PM 4-6			Off Peak Volumes		
All Classes	Volume	⟷	%	Volume	⟷	%	Volume	⟷	%	Volume	⟷	%
	102		22%	43		9%	61		13%	253		55%

Street Name	Direction	Percentiles					
		15th	50th	Average	85th	95th	ADT
S Griffith Park Dr	Summary	11	18	18	23	25	459

Prepared by National Data & Surveying Services

SPEED

S Griffith Park Dr Bet. W Oak St. & W Alameda Ave

Day: Wednesday
Date: 1/19/2022

City: Burbank
Project #: CA22_020022_024n

North Bound

Time	< 15	15 - 19	20 - 24	25 - 29	30 - 34	35 - 39	40 - 44	45 - 49	50 - 54	55 - 59	60 - 64	65 - 69	70 +	Total
0:00 AM	0	0	0	0	0	0	0	0	0	0	0	0	0	0
1:00	0	0	0	0	0	0	0	0	0	0	0	0	0	0
2:00	0	0	0	0	0	0	0	0	0	0	0	0	0	0
3:00	0	0	0	0	0	0	0	0	0	0	0	0	0	0
4:00	1	0	0	0	0	0	0	0	0	0	0	0	0	1
5:00	1	0	0	0	0	0	0	0	0	0	0	0	0	1
6:00	0	1	0	0	0	0	0	0	0	0	0	0	0	1
7:00	5	16	8	0	0	0	0	0	0	0	0	0	0	29
8:00	0	7	6	1	0	0	0	0	0	0	0	0	0	14
9:00	4	5	4	1	0	0	0	0	0	0	0	0	0	14
10:00	3	3	4	1	0	0	0	0	0	0	0	0	0	11
11:00	1	7	1	1	0	0	0	0	0	0	0	0	0	10
12:00 PM	3	3	2	1	0	0	0	0	0	0	0	0	0	9
13:00	3	5	8	0	0	0	0	0	0	0	0	0	0	16
14:00	3	11	6	1	1	0	0	0	0	0	0	0	0	22
15:00	10	12	6	1	2	0	0	0	0	0	0	0	0	31
16:00	3	6	6	2	0	0	0	0	0	0	0	0	0	17
17:00	2	8	10	0	0	0	0	0	0	0	0	0	0	20
18:00	0	7	4	1	0	0	0	0	0	0	0	0	0	12
19:00	1	2	3	0	0	0	0	0	0	0	0	0	0	6
20:00	1	1	4	0	0	0	0	0	0	0	0	0	0	6
21:00	0	3	2	1	0	0	0	0	0	0	0	0	0	6
22:00	0	0	0	0	0	0	0	0	0	0	0	0	0	0
23:00	1	1	0	0	0	0	0	0	0	0	0	0	0	2
Totals	42	98	74	11	3									228
% of Totals	18%	43%	32%	5%	1%									100%

AM Volumes	15	39	23	4	0	0	0	0	0	0	0	0	0	81
% AM	7%	17%	10%	2%										36%
AM Peak Hour	7:00	7:00	7:00	8:00										7:00
Volume	5	16	8	1										29
PM Volumes	27	59	51	7	3	0	0	0	0	0	0	0	0	147
% PM	12%	26%	22%	3%	1%									64%
PM Peak Hour	15:00	15:00	17:00	16:00	15:00									15:00
Volume	10	12	10	2	2									31

Directional Peak Periods	AM 7-9			NOON 12-2			PM 4-6			Off Peak Volumes		
All Speeds	Volume		%	Volume		%	Volume		%	Volume		%
	43	↔	19%	25	↔	11%	37	↔	16%	123	↔	54%

Street Name	Direction	Percentiles					
		15th	50th	Average	85th	95th	ADT
S Griffith Park Dr	North Bound	13	19	18	24	26	228
S Griffith Park Dr	South Bound	10	17	17	22	25	231

Prepared by National Data & Surveying Services

SPEED

S Griffith Park Dr Bet. W Oak St. & W Alameda Ave

Day: Wednesday
Date: 1/19/2022

City: Burbank
Project #: CA22_020022_024s

South Bound

Time	< 15	15 - 19	20 - 24	25 - 29	30 - 34	35 - 39	40 - 44	45 - 49	50 - 54	55 - 59	60 - 64	65 - 69	70 +	Total
0:00 AM	0	0	0	0	0	0	0	0	0	0	0	0	0	0
1:00	0	0	0	0	0	0	0	0	0	0	0	0	0	0
2:00	0	0	0	0	0	0	0	0	0	0	0	0	0	0
3:00	0	0	0	0	0	0	0	0	0	0	0	0	0	0
4:00	0	1	0	0	0	0	0	0	0	0	0	0	0	1
5:00	0	1	0	0	0	0	0	0	0	0	0	0	0	1
6:00	0	3	3	0	0	0	0	0	0	0	0	0	0	6
7:00	13	21	8	0	0	0	0	0	0	0	0	0	0	42
8:00	5	9	3	0	0	0	0	0	0	0	0	0	0	17
9:00	5	8	2	0	0	0	0	0	0	0	0	0	0	15
10:00	5	4	3	1	0	0	0	0	0	0	0	0	0	13
11:00	1	4	1	0	0	0	0	0	0	0	0	0	0	6
12:00 PM	6	4	2	0	0	0	0	0	0	0	0	0	0	12
13:00	2	1	2	1	0	0	0	0	0	0	0	0	0	6
14:00	5	13	2	1	0	0	0	0	0	0	0	0	0	21
15:00	12	17	5	2	0	0	0	0	0	0	0	0	0	36
16:00	5	8	1	0	1	0	0	0	0	0	0	0	0	15
17:00	1	4	4	0	0	0	0	0	0	0	0	0	0	9
18:00	1	5	1	2	0	0	0	0	0	0	0	0	0	9
19:00	1	5	1	0	0	0	0	0	0	0	0	0	0	7
20:00	1	2	0	0	0	0	0	0	0	0	0	0	0	3
21:00	0	2	3	0	0	0	0	0	0	0	0	0	0	5
22:00	0	3	1	0	0	0	0	0	0	0	0	0	0	4
23:00	1	2	0	0	0	0	0	0	0	0	0	0	0	3
Totals	64	117	42	7	1									231
% of Totals	28%	51%	18%	3%	0%									100%

AM Volumes	29	51	20	1	0	0	0	0	0	0	0	0	0	101
% AM	13%	22%	9%	0%										44%
AM Peak Hour	7:00	7:00	7:00	10:00										7:00
Volume	13	21	8	1										42
PM Volumes	35	66	22	6	1	0	0	0	0	0	0	0	0	130
% PM	15%	29%	10%	3%	0%									56%
PM Peak Hour	15:00	15:00	15:00	15:00	16:00									15:00
Volume	12	17	5	2	1									36

Directional Peak Periods	AM 7-9			NOON 12-2			PM 4-6			Off Peak Volumes		
All Speeds	Volume	↔	%	Volume	↔	%	Volume	↔	%	Volume	↔	%
	59		26%	18		8%	24		10%	130		56%

Street Name	Direction	Percentiles					
		15th	50th	Average	85th	95th	ADT
S Griffith Park Dr	North Bound	13	19	18	24	26	228
S Griffith Park Dr	South Bound	10	17	17	22	25	231

Prepared by National Data & Surveying Services

SPEED

S Griffith Park Dr Bet. W Oak St. & W Alameda Ave

Day: Wednesday
Date: 1/19/2022

City: Burbank
Project #: CA22_020022_024

Summary

Time	< 15	15 - 19	20 - 24	25 - 29	30 - 34	35 - 39	40 - 44	45 - 49	50 - 54	55 - 59	60 - 64	65 - 69	70 +	Total
0:00 AM	0	0	0	0	0	0	0	0	0	0	0	0	0	**0**
1:00	0	0	0	0	0	0	0	0	0	0	0	0	0	**0**
2:00	0	0	0	0	0	0	0	0	0	0	0	0	0	**0**
3:00	0	0	0	0	0	0	0	0	0	0	0	0	0	**0**
4:00	1	1	0	0	0	0	0	0	0	0	0	0	0	**2**
5:00	1	1	0	0	0	0	0	0	0	0	0	0	0	**2**
6:00	0	4	3	0	0	0	0	0	0	0	0	0	0	**7**
7:00	18	37	16	0	0	0	0	0	0	0	0	0	0	**71**
8:00	5	16	9	1	0	0	0	0	0	0	0	0	0	**31**
9:00	9	13	6	1	0	0	0	0	0	0	0	0	0	**29**
10:00	8	7	7	2	0	0	0	0	0	0	0	0	0	**24**
11:00	2	11	2	1	0	0	0	0	0	0	0	0	0	**16**
12:00 PM	9	7	4	1	0	0	0	0	0	0	0	0	0	**21**
13:00	5	6	10	1	0	0	0	0	0	0	0	0	0	**22**
14:00	8	24	8	2	1	0	0	0	0	0	0	0	0	**43**
15:00	22	29	11	3	2	0	0	0	0	0	0	0	0	**67**
16:00	8	14	7	2	1	0	0	0	0	0	0	0	0	**32**
17:00	3	12	14	0	0	0	0	0	0	0	0	0	0	**29**
18:00	1	12	5	3	0	0	0	0	0	0	0	0	0	**21**
19:00	2	7	4	0	0	0	0	0	0	0	0	0	0	**13**
20:00	2	3	4	0	0	0	0	0	0	0	0	0	0	**9**
21:00	0	5	5	1	0	0	0	0	0	0	0	0	0	**11**
22:00	0	3	1	0	0	0	0	0	0	0	0	0	0	**4**
23:00	2	3	0	0	0	0	0	0	0	0	0	0	0	**5**
Totals	**106**	**215**	**116**	**18**	**4**									**459**
% of Totals	23%	47%	25%	4%	1%									100%

AM Volumes	44	90	43	5	0	0	0	0	0	0	0	0	0	182
% AM	10%	20%	9%	1%										40%
AM Peak Hour	7:00	7:00	7:00	10:00										7:00
Volume	18	37	16	2										71
PM Volumes	62	125	73	13	4	0	0	0	0	0	0	0	0	277
% PM	14%	27%	16%	3%	1%									60%
PM Peak Hour	15:00	15:00	17:00	15:00	15:00									15:00
Volume	22	29	14	3	2									67

Directional Peak Periods	**AM 7-9**			**NOON 12-2**			**PM 4-6**			**Off Peak Volumes**		
All Speeds	Volume	↔	%	Volume	↔	%	Volume	↔	%	Volume	↔	%
	102		22%	43		9%	61		13%	253		55%

Street Name	Direction	Percentiles					
		15th	50th	Average	85th	95th	ADT
S Griffith Park Dr	Summary	11	18	18	23	25	459

Prepared by NDS/ATD

Prepared by National Data & Surveying Services

VOLUME

S Griffith Park Dr Bet. W Oak St. & W Alameda Ave

Day: Wednesday
Date: 1/19/2022

City: Burbank
Project #: CA22_020022_024

DAILY TOTALS	NB	SB	EB	WB	Total
	228	231	0	0	459

AM Period	NB		SB		EB	WB	TOTAL		PM Period	NB		SB		EB	WB	TOTAL	
0:00	0		0		0	0			12:00	3		6		0	0	9	
0:15	0		0		0	0			12:15	1		3		0	0	4	
0:30	0		0		0	0			12:30	3		3		0	0	6	
0:45	0		0		0	0			12:45	2	9	0	12	0	0	2	21
1:00	0		0		0	0			13:00	6		1		0	0	7	
1:15	0		0		0	0			13:15	0		2		0	0	2	
1:30	0		0		0	0			13:30	4		3		0	0	7	
1:45	0		0		0	0			13:45	6	16	0	6	0	0	6	22
2:00	0		0		0	0			14:00	5		5		0	0	10	
2:15	0		0		0	0			14:15	4		4		0	0	8	
2:30	0		0		0	0			14:30	5		6		0	0	11	
2:45	0		0		0	0			14:45	8	22	6	21	0	0	14	43
3:00	0		0		0	0			15:00	13		25		0	0	38	
3:15	0		0		0	0			15:15	5		5		0	0	10	
3:30	0		0		0	0			15:30	5		1		0	0	6	
3:45	0		0		0	0			15:45	8	31	5	36	0	0	13	67
4:00	0		0		0	0			16:00	4		7		0	0	11	
4:15	0		0		0	0			16:15	4		3		0	0	7	
4:30	1		1		0	0	2		16:30	4		3		0	0	7	
4:45	0	1	0	1	0	0		2	16:45	5	17	2	15	0	0	7	32
5:00	0		0		0	0			17:00	7		4		0	0	11	
5:15	0		1		0	0	1		17:15	7		2		0	0	9	
5:30	1		0		0	0	1		17:30	3		2		0	0	5	
5:45	0	1	0	1	0	0		2	17:45	3	20	1	9	0	0	4	29
6:00	0		0		0	0			18:00	1		2		0	0	3	
6:15	0		3		0	0	3		18:15	5		1		0	0	6	
6:30	1		0		0	0	1		18:30	4		5		0	0	9	
6:45	0	1	3	6	0	0	3	7	18:45	2	12	1	9	0	0	3	21
7:00	2		2		0	0	4		19:00	2		3		0	0	5	
7:15	5		1		0	0	6		19:15	1		2		0	0	3	
7:30	7		16		0	0	23		19:30	2		2		0	0	4	
7:45	15	29	23	42	0	0	38	71	19:45	1	6	0	7	0	0	1	13
8:00	3		7		0	0	10		20:00	2		0		0	0	2	
8:15	3		1		0	0	4		20:15	0		1		0	0	1	
8:30	3		6		0	0	9		20:30	2		1		0	0	3	
8:45	5	14	3	17	0	0	8	31	20:45	2	6	1	3	0	0	3	9
9:00	2		4		0	0	6		21:00	0		2		0	0	2	
9:15	3		6		0	0	9		21:15	2		2		0	0	4	
9:30	5		3		0	0	8		21:30	1		0		0	0	1	
9:45	4	14	2	15	0	0	6	29	21:45	3	6	1	5	0	0	4	11
10:00	5		3		0	0	8		22:00	0		2		0	0	2	
10:15	2		5		0	0	7		22:15	0		1		0	0	1	
10:30	2		2		0	0	4		22:30	0		0		0	0		
10:45	2	11	3	13	0	0	5	24	22:45	0		1	4	0	0	1	4
11:00	2		3		0	0	5		23:00	1		2		0	0	3	
11:15	2		0		0	0	2		23:15	0		0		0	0		
11:30	4		2		0	0	6		23:30	1		0		0	0	1	
11:45	2	10	1	6	0	0	3	16	23:45	0	2	1	3	0	0	1	5
TOTALS		81		101				182	TOTALS		147		130				277
SPLIT %		44.5%		55.5%				39.7%	SPLIT %		53.1%		46.9%				60.3%

DAILY TOTALS	NB	SB	EB	WB	Total
	228	231	0	0	459

AM Peak Hour	7:15	7:15			7:15	PM Peak Hour	14:30	14:30			14:30
AM Pk Volume	30	47			77	PM Pk Volume	31	42			73
Pk Hr Factor	0.500	0.511			0.507	Pk Hr Factor	0.596	0.420			0.480
7 - 9 Volume	43	59	0	0	102	4 - 6 Volume	37	24	0	0	61
7 - 9 Peak Hour	7:15	7:15			7:15	4 - 6 Peak Hour	16:30	16:00			16:30
7 - 9 Pk Volume	30	47	0	0	77	4 - 6 Pk Volume	23	15	0	0	34
Pk Hr Factor	0.500	0.511	0.000	0.000	0.507	Pk Hr Factor	0.821	0.536	0.000	0.000	0.773

Prepared by NDS/ATD

Project #: CA22_020022_024 **City:** Burbank

Location: S Griffith Park Dr Bet. W Oak St. & W **Date:** 1/19/2022

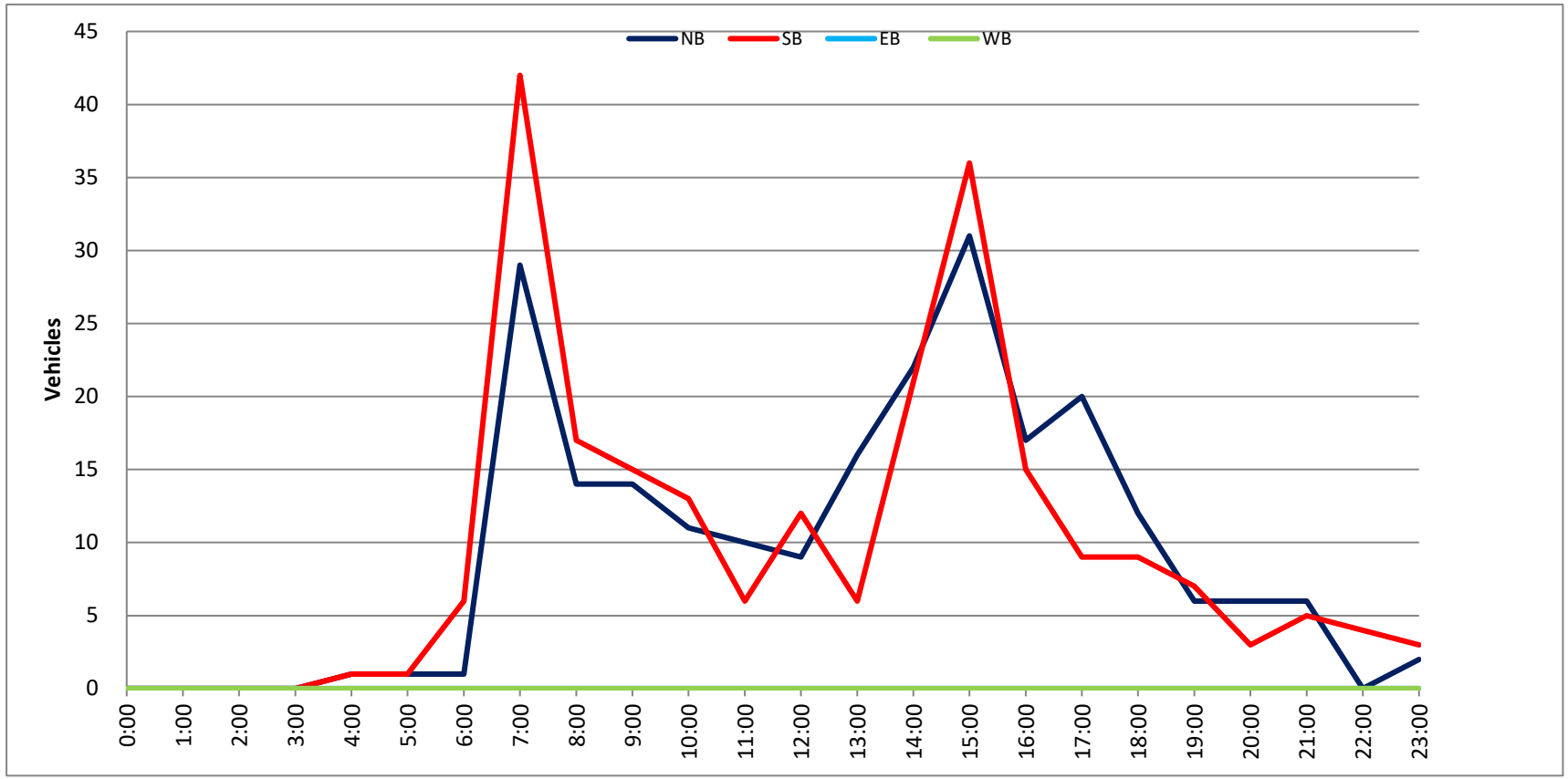

Prepared by National Data & Surveying Services

SPEED

S Griffith Park Dr Bet. W Oak St. & W Alameda Ave

Day: Thursday
Date: 1/20/2022

City: Burbank
Project #: CA22_020022_024n

North Bound

Time	< 15	15 - 19	20 - 24	25 - 29	30 - 34	35 - 39	40 - 44	45 - 49	50 - 54	55 - 59	60 - 64	65 - 69	70 +	Total
0:00 AM	0	0	0	0	0	0	0	0	0	0	0	0	0	0
0:15	0	0	0	0	0	0	0	0	0	0	0	0	0	0
0:30	0	0	0	0	0	0	0	0	0	0	0	0	0	0
0:45	0	1	0	0	0	0	0	0	0	0	0	0	0	1
1:00	0	0	0	0	0	0	0	0	0	0	0	0	0	0
1:15	0	0	0	0	0	0	0	0	0	0	0	0	0	0
1:30	0	0	0	0	0	0	0	0	0	0	0	0	0	0
1:45	1	0	0	0	0	0	0	0	0	0	0	0	0	1
2:00	0	0	1	0	0	0	0	0	0	0	0	0	0	1
2:15	0	0	0	0	0	0	0	0	0	0	0	0	0	0
2:30	0	0	0	0	0	0	0	0	0	0	0	0	0	0
2:45	0	0	0	0	0	0	0	0	0	0	0	0	0	0
3:00	0	0	0	0	0	0	0	0	0	0	0	0	0	0
3:15	0	0	0	0	0	0	0	0	0	0	0	0	0	0
3:30	0	0	0	0	0	0	0	0	0	0	0	0	0	0
3:45	0	0	0	0	0	0	0	0	0	0	0	0	0	0
4:00	0	0	0	0	0	0	0	0	0	0	0	0	0	0
4:15	0	0	0	0	0	0	0	0	0	0	0	0	0	0
4:30	0	0	0	0	0	0	0	0	0	0	0	0	0	0
4:45	0	0	0	0	0	0	0	0	0	0	0	0	0	0
5:00	0	0	0	0	0	0	0	0	0	0	0	0	0	0
5:15	0	0	0	0	0	0	0	0	0	0	0	0	0	0
5:30	0	0	0	0	0	0	0	0	0	0	0	0	0	0
5:45	0	1	0	0	0	0	0	0	0	0	0	0	0	1
6:00	0	0	0	0	0	0	0	0	0	0	0	0	0	0
6:15	0	0	0	0	0	0	0	0	0	0	0	0	0	0
6:30	0	1	0	0	0	0	0	0	0	0	0	0	0	1
6:45	0	0	0	0	0	0	0	0	0	0	0	0	0	0
7:00	0	0	0	0	0	0	0	0	0	0	0	0	0	0
7:15	0	1	1	0	0	0	0	0	0	0	0	0	0	2
7:30	0	2	4	0	0	0	0	0	0	0	0	0	0	6
7:45	3	4	4	2	0	0	0	0	0	0	0	0	0	13
8:00	2	4	0	0	0	0	0	0	0	0	0	0	0	6
8:15	0	2	0	0	0	0	0	0	0	0	0	0	0	2
8:30	1	0	2	0	0	0	0	0	0	0	0	0	0	3
8:45	0	1	1	0	0	0	0	0	0	0	0	0	0	2
9:00	1	1	0	0	0	0	0	0	0	0	0	0	0	2
9:15	1	2	0	0	1	0	0	0	0	0	0	0	0	4
9:30	1	0	1	0	0	0	0	0	0	0	0	0	0	2
9:45	0	1	1	1	0	0	0	0	0	0	0	0	0	3
10:00	0	2	0	0	0	0	0	0	0	0	0	0	0	2
10:15	0	1	3	0	0	0	0	0	0	0	0	0	0	4
10:30	1	1	3	0	0	0	0	0	0	0	0	0	0	5
10:45	0	1	1	0	0	0	0	0	0	0	0	0	0	2
11:00	0	0	0	0	1	0	0	0	0	0	0	0	0	1
11:15	0	1	0	0	0	0	0	0	0	0	0	0	0	1
11:30	0	1	0	0	0	0	0	0	0	0	0	0	0	1
11:45	0	0	2	0	0	0	0	0	0	0	0	0	0	2
12:00 PM	0	1	0	1	0	0	0	0	0	0	0	0	0	2
12:15	0	1	1	0	0	0	0	0	0	0	0	0	0	2
12:30	1	0	1	0	0	0	0	0	0	0	0	0	0	2
12:45	2	0	1	0	0	0	0	0	0	0	0	0	0	3
13:00	0	3	1	0	1	0	0	0	0	0	0	0	0	5
13:15	1	3	0	0	0	0	0	0	0	0	0	0	0	4
13:30	1	2	0	0	0	0	0	0	0	0	0	0	0	3
13:45	0	0	0	2	0	0	0	0	0	0	0	0	0	2
14:00	4	3	0	0	0	0	0	0	0	0	0	0	0	7
14:15	0	6	2	0	0	0	0	0	0	0	0	0	0	8
14:30	0	3	2	0	0	0	0	0	0	0	0	0	0	5
14:45	0	6	6	0	0	0	0	0	0	0	0	0	0	12
15:00	4	2	2	1	1	0	0	0	0	0	0	0	0	10
15:15	0	1	3	1	0	0	0	0	0	0	0	0	0	5
15:30	1	2	1	0	0	0	0	0	0	0	0	0	0	4
15:45	0	1	2	0	0	0	0	0	0	0	0	0	0	3
16:00	0	3	1	0	0	0	0	0	0	0	0	0	0	4
16:15	1	2	0	1	0	0	0	0	0	0	0	0	0	4
16:30	0	2	2	0	0	0	0	0	0	0	0	0	0	4
16:45	1	1	1	0	0	0	0	0	0	0	0	0	0	3
17:00	2	2	2	1	0	0	0	0	0	0	0	0	0	7
17:15	0	1	0	1	0	0	0	0	0	0	0	0	0	2
17:30	2	2	3	1	0	0	0	0	0	0	0	0	0	8
17:45	0	2	2	0	0	0	0	0	0	0	0	0	0	4
18:00	0	1	3	1	0	0	0	0	0	0	0	0	0	5
18:15	0	0	0	0	0	0	0	0	0	0	0	0	0	0
18:30	1	2	0	0	0	0	0	0	0	0	0	0	0	3
18:45	0	1	0	1	0	0	0	0	0	0	0	0	0	2
19:00	0	1	1	0	0	0	0	0	0	0	0	0	0	2
19:15	0	1	3	1	0	0	0	0	0	0	0	0	0	5
19:30	0	1	1	0	0	0	0	0	0	0	0	0	0	2
19:45	0	0	1	0	0	0	0	0	0	0	0	0	0	1
20:00	0	1	1	0	0	0	0	0	0	0	0	0	0	2
20:15	0	0	1	0	0	0	0	0	0	0	0	0	0	1
20:30	0	0	0	0	0	0	0	0	0	0	0	0	0	0
20:45	0	1	0	0	0	0	0	0	0	0	0	0	0	1
21:00	1	1	0	0	0	0	0	0	0	0	0	0	0	2
21:15	0	0	0	1	0	0	0	0	0	0	0	0	0	1
21:30	0	0	0	0	0	0	0	0	0	0	0	0	0	0
21:45	0	0	0	0	0	0	0	0	0	0	0	0	0	0
22:00	0	0	0	0	0	0	0	0	0	0	0	0	0	0
22:15	0	0	0	0	0	0	0	0	0	0	0	0	0	0
22:30	0	1	1	0	0	0	0	0	0	0	0	0	0	2
22:45	0	1	1	0	0	0	0	0	0	0	0	0	0	2
23:00	0	0	0	0	0	0	0	0	0	0	0	0	0	0
23:15	0	0	1	0	0	0	0	0	0	0	0	0	0	1
23:30	0	0	0	0	0	0	0	0	0	0	0	0	0	0
23:45	0	0	0	0	0	0	0	0	0	0	0	0	0	0
Totals	33	89	71	16	4									213
% of Totals	15%	42%	33%	8%	2%									100%

AM Volumes	11	28	24	3	2	0	0	0	0	0	0	0	0	68
% AM	5%	13%	11%	1%	1%									32%
AM Peak Hour	7:45	7:30	7:00	7:00	8:30									7:15
Volume	6	12	9	2	1									27
PM Volumes	22	61	47	13	2	0	0	0	0	0	0	0	0	145
% PM	10%	29%	22%	6%	1%									68%
PM Peak Hour	13:15	14:00	14:30	16:45	12:15									14:15
Volume	6	18	13	3	1									35

Directional Peak Periods	AM 7-9			NOON 12-2			PM 4-6			Off Peak Volumes		
All Classes	Volume	⟷	%	Volume	⟷	%	Volume	⟷	%	Volume	⟷	%
	34		16%	23		11%	36		17%	120		56%

Street Name	Direction	Percentiles					
		15th	50th	Average	85th	95th	ADT
S Griffith Park Dr	North Bound	15	19	19	24	28	213
S Griffith Park Dr	South Bound	12	18	17	22	25	222

Prepared by National Data & Surveying Services

SPEED

S Griffith Park Dr Bet. W Oak St. & W Alameda Ave

Day: Thursday
Date: 1/20/2022

City: Burbank
Project #: CA22_020022_024s

South Bound

Time	< 15	15 - 19	20 - 24	25 - 29	30 - 34	35 - 39	40 - 44	45 - 49	50 - 54	55 - 59	60 - 64	65 - 69	70 +	Total
0:00 AM	0	0	0	0	0	0	0	0	0	0	0	0	0	0
0:15	0	0	0	0	0	0	0	0	0	0	0	0	0	0
0:30	0	0	0	0	0	0	0	0	0	0	0	0	0	0
0:45	0	0	0	0	0	0	0	0	0	0	0	0	0	0
1:00	0	0	0	0	0	0	0	0	0	0	0	0	0	0
1:15	0	0	0	0	0	0	0	0	0	0	0	0	0	0
1:30	0	0	0	0	0	0	0	0	0	0	0	0	0	0
1:45	0	0	0	0	0	0	0	0	0	0	0	0	0	0
2:00	0	0	0	0	0	0	0	0	0	0	0	0	0	0
2:15	0	0	0	0	0	0	0	0	0	0	0	0	0	0
2:30	0	0	0	0	0	0	0	0	0	0	0	0	0	0
2:45	0	0	0	0	0	0	0	0	0	0	0	0	0	0
3:00	0	0	0	0	0	0	0	0	0	0	0	0	0	0
3:15	0	0	0	0	0	0	0	0	0	0	0	0	0	0
3:30	0	0	0	0	0	0	0	0	0	0	0	0	0	0
3:45	0	0	0	0	0	0	0	0	0	0	0	0	0	0
4:00	0	0	0	0	0	0	0	0	0	0	0	0	0	0
4:15	0	0	0	0	0	0	0	0	0	0	0	0	0	0
4:30	0	0	0	0	0	0	0	0	0	0	0	0	0	0
4:45	0	0	0	0	0	0	0	0	0	0	0	0	0	0
5:00	0	0	0	0	0	0	0	0	0	0	0	0	0	0
5:15	0	0	0	0	0	0	0	0	0	0	0	0	0	0
5:30	0	0	0	0	0	0	0	0	0	0	0	0	0	0
5:45	0	1	0	0	0	0	0	0	0	0	0	0	0	1
6:00	1	0	1	0	0	0	0	0	0	0	0	0	0	2
6:15	0	0	0	0	0	0	0	0	0	0	0	0	0	0
6:30	0	2	2	0	0	0	0	0	0	0	0	0	0	4
6:45	0	2	0	0	0	0	0	0	0	0	0	0	0	2
7:00	1	0	0	0	0	0	0	0	0	0	0	0	0	1
7:15	0	0	0	1	0	0	0	0	0	0	0	0	0	1
7:30	1	4	3	0	0	0	0	0	0	0	0	0	0	8
7:45	2	14	5	1	0	0	0	0	0	0	0	0	0	22
8:00	3	3	2	0	0	0	0	0	0	0	0	0	0	8
8:15	0	5	1	1	0	0	0	0	0	0	0	0	0	7
8:30	1	3	2	0	0	0	0	0	0	0	0	0	0	6
8:45	2	0	0	0	0	0	0	0	0	0	0	0	0	2
9:00	0	1	0	0	0	0	0	0	0	0	0	0	0	1
9:15	0	1	0	2	0	0	0	0	0	0	0	0	0	3
9:30	2	2	1	0	0	0	0	0	0	0	0	0	0	5
9:45	0	1	1	0	0	0	0	0	0	0	0	0	0	2
10:00	0	0	1	0	0	0	0	0	0	0	0	0	0	1
10:15	0	0	1	0	0	0	0	0	0	0	0	0	0	1
10:30	0	2	0	0	0	0	0	0	0	0	0	0	0	2
10:45	0	2	0	0	0	0	0	0	0	0	0	0	0	2
11:00	1	0	0	0	0	0	0	0	0	0	0	0	0	1
11:15	1	1	0	0	0	0	0	0	0	0	0	0	0	2
11:30	1	1	1	0	0	0	0	0	0	0	0	0	0	3
11:45	0	0	0	0	0	0	0	0	0	0	0	0	0	0
12:00 PM	0	2	1	0	0	0	0	0	0	0	0	0	0	3
12:15	0	1	0	0	0	0	0	0	0	0	0	0	0	1
12:30	1	1	1	0	0	0	0	0	0	0	0	0	0	3
12:45	0	0	1	0	0	0	0	0	0	0	0	0	0	1
13:00	1	0	0	0	0	0	0	0	0	0	0	0	0	1
13:15	0	3	1	0	0	0	0	0	0	0	0	0	0	4
13:30	2	0	1	0	0	0	0	0	0	0	0	0	0	3
13:45	0	2	0	0	0	0	0	0	0	0	0	0	0	2
14:00	0	2	1	0	0	0	0	0	0	0	0	0	0	3
14:15	0	4	0	0	0	0	0	0	0	0	0	0	0	4
14:30	3	2	4	0	0	0	0	0	0	0	0	0	0	9
14:45	2	4	2	0	0	0	0	0	0	0	0	0	0	8
15:00	7	18	2	0	0	0	0	0	0	0	0	0	0	27
15:15	2	4	0	1	0	0	0	0	0	0	0	0	0	7
15:30	0	0	0	1	0	0	0	0	0	0	0	0	0	1
15:45	1	1	0	0	0	0	0	0	0	0	0	0	0	2
16:00	0	1	3	0	0	0	0	0	0	0	0	0	0	4
16:15	0	3	0	1	0	0	0	0	0	0	0	0	0	4
16:30	0	2	0	0	0	0	0	0	0	0	0	0	0	2
16:45	0	1	0	0	0	0	0	0	0	0	0	0	0	1
17:00	1	3	1	0	0	0	0	0	0	0	0	0	0	5
17:15	2	3	1	0	0	0	0	0	0	0	0	0	0	6
17:30	0	1	0	0	0	0	0	0	0	0	0	0	0	1
17:45	0	3	1	0	0	0	0	0	0	0	0	0	0	4
18:00	1	2	1	0	0	0	0	0	0	0	0	0	0	4
18:15	0	1	1	0	0	0	0	0	0	0	0	0	0	2
18:30	2	2	0	0	0	0	0	0	0	0	0	0	0	4
18:45	1	0	0	0	0	0	0	0	0	0	0	0	0	1
19:00	1	1	0	0	0	0	0	0	0	0	0	0	0	2
19:15	0	0	0	0	0	0	0	0	0	0	0	0	0	0
19:30	0	3	0	0	0	0	0	0	0	0	0	0	0	3
19:45	2	1	1	0	0	0	0	0	0	0	0	0	0	4
20:00	0	1	0	0	0	0	0	0	0	0	0	0	0	1
20:15	0	0	0	0	0	0	0	0	0	0	0	0	0	0
20:30	0	1	0	0	0	0	0	0	0	0	0	0	0	1
20:45	1	1	0	0	0	0	0	0	0	0	0	0	0	2
21:00	0	0	0	0	0	0	0	0	0	0	0	0	0	0
21:15	0	0	2	0	0	0	0	0	0	0	0	0	0	2
21:30	0	0	0	0	0	0	0	0	0	0	0	0	0	0
21:45	0	0	0	0	0	0	0	0	0	0	0	0	0	0
22:00	0	0	0	1	0	0	0	0	0	0	0	0	0	1
22:15	0	1	0	0	0	0	0	0	0	0	0	0	0	1
22:30	0	1	0	0	0	0	0	0	0	0	0	0	0	1
22:45	0	0	0	0	0	0	0	0	0	0	0	0	0	0
23:00	0	0	0	0	0	0	0	0	0	0	0	0	0	0
23:15	0	0	0	0	0	0	0	0	0	0	0	0	0	0
23:30	0	0	0	0	0	0	0	0	0	0	0	0	0	0
23:45	0	0	0	0	0	0	0	0	0	0	0	0	0	0
Totals	46	121	46	9										222
% of Totals	21%	55%	21%	4%										100%

AM Volumes	16	45	21	5	0	0	0	0	0	0	0	0	0	87
% AM	7%	20%	9%	2%										39%
AM Peak Hour	7:15	7:30	7:30	7:00										7:30
Volume	6	26	11	2										45
PM Volumes	30	76	25	4	0	0	0	0	0	0	0	0	0	135
% PM	14%	34%	11%	2%										61%
PM Peak Hour	14:30	14:15	14:15	14:45										14:30
Volume	14	28	8	2										51

Directional Peak Periods	AM 7-9			NOON 12-2			PM 4-6			Off Peak Volumes		
All Classes	Volume	⟷	%	Volume	⟷	%	Volume	⟷	%	Volume	⟷	%
	55		25%	18		8%	27		12%	122		55%

Street Name	Direction	Percentiles					
		15th	50th	Average	85th	95th	ADT
S Griffith Park Dr	North Bound	15	19	19	24	28	213
S Griffith Park Dr	South Bound	12	18	17	22	25	222

Prepared by National Data & Surveying Services

SPEED

S Griffith Park Dr Bet. W Oak St. & W Alameda Ave

Day: Thursday
Date: 1/20/2022

City: Burbank
Project #: CA22_020022_024

Summary

Time	< 15	15 - 19	20 - 24	25 - 29	30 - 34	35 - 39	40 - 44	45 - 49	50 - 54	55 - 59	60 - 64	65 - 69	70 +	Total
0:00 AM	0	0	0	0	0	0	0	0	0	0	0	0	0	0
0:15	0	0	0	0	0	0	0	0	0	0	0	0	0	0
0:30	0	0	0	0	0	0	0	0	0	0	0	0	0	0
0:45	0	1	0	0	0	0	0	0	0	0	0	0	0	1
1:00	0	0	0	0	0	0	0	0	0	0	0	0	0	0
1:15	0	0	0	0	0	0	0	0	0	0	0	0	0	0
1:30	0	0	0	0	0	0	0	0	0	0	0	0	0	0
1:45	1	0	0	0	0	0	0	0	0	0	0	0	0	1
2:00	0	0	1	0	0	0	0	0	0	0	0	0	0	1
2:15	0	0	0	0	0	0	0	0	0	0	0	0	0	0
2:30	0	0	0	0	0	0	0	0	0	0	0	0	0	0
2:45	0	0	0	0	0	0	0	0	0	0	0	0	0	0
3:00	0	0	0	0	0	0	0	0	0	0	0	0	0	0
3:15	0	0	0	0	0	0	0	0	0	0	0	0	0	0
3:30	0	0	0	0	0	0	0	0	0	0	0	0	0	0
3:45	0	0	0	0	0	0	0	0	0	0	0	0	0	0
4:00	0	0	0	0	0	0	0	0	0	0	0	0	0	0
4:15	0	0	0	0	0	0	0	0	0	0	0	0	0	0
4:30	0	0	0	0	0	0	0	0	0	0	0	0	0	0
4:45	0	0	0	0	0	0	0	0	0	0	0	0	0	0
5:00	0	0	0	0	0	0	0	0	0	0	0	0	0	0
5:15	0	0	0	0	0	0	0	0	0	0	0	0	0	0
5:30	0	0	0	0	0	0	0	0	0	0	0	0	0	0
5:45	0	2	0	0	0	0	0	0	0	0	0	0	0	2
6:00	1	0	1	0	0	0	0	0	0	0	0	0	0	2
6:15	0	0	0	0	0	0	0	0	0	0	0	0	0	0
6:30	0	3	2	0	0	0	0	0	0	0	0	0	0	5
6:45	0	2	0	0	0	0	0	0	0	0	0	0	0	2
7:00	1	0	0	0	0	0	0	0	0	0	0	0	0	1
7:15	0	1	1	1	0	0	0	0	0	0	0	0	0	3
7:30	1	6	7	0	0	0	0	0	0	0	0	0	0	14
7:45	5	18	9	3	0	0	0	0	0	0	0	0	0	35
8:00	5	7	2	0	0	0	0	0	0	0	0	0	0	14
8:15	0	7	1	1	0	0	0	0	0	0	0	0	0	9
8:30	2	3	4	0	0	0	0	0	0	0	0	0	0	9
8:45	2	1	1	0	0	0	0	0	0	0	0	0	0	4
9:00	1	2	0	0	0	0	0	0	0	0	0	0	0	3
9:15	1	3	0	2	1	0	0	0	0	0	0	0	0	7
9:30	3	2	2	0	0	0	0	0	0	0	0	0	0	7
9:45	0	2	2	1	0	0	0	0	0	0	0	0	0	5
10:00	0	2	1	0	0	0	0	0	0	0	0	0	0	3
10:15	0	1	4	0	0	0	0	0	0	0	0	0	0	5
10:30	1	3	3	0	0	0	0	0	0	0	0	0	0	7
10:45	0	3	1	0	0	0	0	0	0	0	0	0	0	4
11:00	1	0	0	0	1	0	0	0	0	0	0	0	0	2
11:15	1	2	0	0	0	0	0	0	0	0	0	0	0	3
11:30	1	2	1	0	0	0	0	0	0	0	0	0	0	4
11:45	0	0	2	0	0	0	0	0	0	0	0	0	0	2
12:00 PM	0	3	1	1	0	0	0	0	0	0	0	0	0	5
12:15	0	2	1	0	0	0	0	0	0	0	0	0	0	3
12:30	2	1	2	0	0	0	0	0	0	0	0	0	0	5
12:45	2	0	2	0	0	0	0	0	0	0	0	0	0	4
13:00	1	3	1	0	1	0	0	0	0	0	0	0	0	6
13:15	1	6	1	0	0	0	0	0	0	0	0	0	0	8
13:30	3	2	1	0	0	0	0	0	0	0	0	0	0	6
13:45	0	2	0	2	0	0	0	0	0	0	0	0	0	4
14:00	4	5	1	0	0	0	0	0	0	0	0	0	0	10
14:15	0	10	2	0	0	0	0	0	0	0	0	0	0	12
14:30	3	5	6	0	0	0	0	0	0	0	0	0	0	14
14:45	2	10	8	0	0	0	0	0	0	0	0	0	0	20
15:00	11	20	4	1	1	0	0	0	0	0	0	0	0	37
15:15	2	5	3	2	0	0	0	0	0	0	0	0	0	12
15:30	1	2	1	1	0	0	0	0	0	0	0	0	0	5
15:45	1	2	2	0	0	0	0	0	0	0	0	0	0	5
16:00	0	4	4	0	0	0	0	0	0	0	0	0	0	8
16:15	1	5	0	2	0	0	0	0	0	0	0	0	0	8
16:30	0	4	2	0	0	0	0	0	0	0	0	0	0	6
16:45	1	2	1	0	0	0	0	0	0	0	0	0	0	4
17:00	3	5	3	1	0	0	0	0	0	0	0	0	0	12
17:15	2	4	1	1	0	0	0	0	0	0	0	0	0	8
17:30	2	3	3	1	0	0	0	0	0	0	0	0	0	9
17:45	0	5	3	0	0	0	0	0	0	0	0	0	0	8
18:00	1	3	4	1	0	0	0	0	0	0	0	0	0	9
18:15	0	1	1	0	0	0	0	0	0	0	0	0	0	2
18:30	3	4	0	0	0	0	0	0	0	0	0	0	0	7
18:45	1	1	0	1	0	0	0	0	0	0	0	0	0	3
19:00	1	2	1	0	0	0	0	0	0	0	0	0	0	4
19:15	0	1	3	1	0	0	0	0	0	0	0	0	0	5
19:30	0	4	1	0	0	0	0	0	0	0	0	0	0	5
19:45	2	1	2	0	0	0	0	0	0	0	0	0	0	5
20:00	0	2	1	0	0	0	0	0	0	0	0	0	0	3
20:15	0	0	1	0	0	0	0	0	0	0	0	0	0	1
20:30	0	1	0	0	0	0	0	0	0	0	0	0	0	1
20:45	1	2	0	0	0	0	0	0	0	0	0	0	0	3
21:00	1	1	0	0	0	0	0	0	0	0	0	0	0	2
21:15	0	0	2	1	0	0	0	0	0	0	0	0	0	3
21:30	0	0	0	0	0	0	0	0	0	0	0	0	0	0
21:45	0	0	0	0	0	0	0	0	0	0	0	0	0	0
22:00	0	0	0	1	0	0	0	0	0	0	0	0	0	1
22:15	0	1	0	0	0	0	0	0	0	0	0	0	0	1
22:30	0	2	1	0	0	0	0	0	0	0	0	0	0	3
22:45	0	1	1	0	0	0	0	0	0	0	0	0	0	2
23:00	0	0	0	0	0	0	0	0	0	0	0	0	0	0
23:15	0	0	1	0	0	0	0	0	0	0	0	0	0	1
23:30	0	0	0	0	0	0	0	0	0	0	0	0	0	0
23:45	0	0	0	0	0	0	0	0	0	0	0	0	0	0
Totals	79	210	117	25	4									435
% of Totals	18%	48%	27%	6%	1%									100%

AM Volumes	27	73	45	8	2	0	0	0	0	0	0	0	0	155
% AM	6%	17%	10%	2%	0%									36%
AM Peak Hour	7:45	7:30	7:15	7:00	8:30									7:30
Volume	12	38	19	4	1									72
PM Volumes	52	137	72	17	2	0	0	0	0	0	0	0	0	280
% PM	12%	31%	17%	4%	0%									64%
PM Peak Hour	14:30	14:15	14:30	14:45	12:15									14:15
Volume	18	45	21	4	1									83

Directional Peak Periods	AM 7-9			NOON 12-2			PM 4-6			Off Peak Volumes		
All Classes	Volume	⟷	%	Volume	⟷	%	Volume	⟷	%	Volume	⟷	%
	89	⟷	20%	41	⟷	9%	63	⟷	14%	242	⟷	56%

Street Name	Direction	Percentiles					
		15th	50th	Average	85th	95th	ADT
S Griffith Park Dr	Summary	13	18	18	23	26	435

Prepared by National Data & Surveying Services

SPEED

S Griffith Park Dr Bet. W Oak St. & W Alameda Ave

Day: Thursday
Date: 1/20/2022

City: Burbank
Project #: CA22_020022_024n

North Bound

Time	< 15	15 - 19	20 - 24	25 - 29	30 - 34	35 - 39	40 - 44	45 - 49	50 - 54	55 - 59	60 - 64	65 - 69	70 +	Total
0:00 AM	0	1	0	0	0	0	0	0	0	0	0	0	0	1
1:00	1	0	0	0	0	0	0	0	0	0	0	0	0	1
2:00	0	0	1	0	0	0	0	0	0	0	0	0	0	1
3:00	0	0	0	0	0	0	0	0	0	0	0	0	0	0
4:00	0	0	0	0	0	0	0	0	0	0	0	0	0	0
5:00	0	1	0	0	0	0	0	0	0	0	0	0	0	1
6:00	0	1	0	0	0	0	0	0	0	0	0	0	0	1
7:00	3	7	9	2	0	0	0	0	0	0	0	0	0	21
8:00	3	7	3	0	0	0	0	0	0	0	0	0	0	13
9:00	3	4	2	1	1	0	0	0	0	0	0	0	0	11
10:00	1	5	7	0	0	0	0	0	0	0	0	0	0	13
11:00	0	2	2	0	1	0	0	0	0	0	0	0	0	5
12:00 PM	3	2	3	1	0	0	0	0	0	0	0	0	0	9
13:00	2	8	1	2	1	0	0	0	0	0	0	0	0	14
14:00	4	18	10	0	0	0	0	0	0	0	0	0	0	32
15:00	5	6	8	2	1	0	0	0	0	0	0	0	0	22
16:00	2	8	4	1	0	0	0	0	0	0	0	0	0	15
17:00	4	7	7	3	0	0	0	0	0	0	0	0	0	21
18:00	1	4	3	2	0	0	0	0	0	0	0	0	0	10
19:00	0	3	6	1	0	0	0	0	0	0	0	0	0	10
20:00	0	2	2	0	0	0	0	0	0	0	0	0	0	4
21:00	1	1	0	1	0	0	0	0	0	0	0	0	0	3
22:00	0	2	2	0	0	0	0	0	0	0	0	0	0	4
23:00	0	0	1	0	0	0	0	0	0	0	0	0	0	1
Totals	33	89	71	16	4									213
% of Totals	15%	42%	33%	8%	2%									100%

AM Volumes	11	28	24	3	2	0	0	0	0	0	0	0	0	68
% AM	5%	13%	11%	1%	1%									32%
AM Peak Hour	7:00	7:00	7:00	7:00	9:00									7:00
Volume	3	7	9	2	1									21
PM Volumes	22	61	47	13	2	0	0	0	0	0	0	0	0	145
% PM	10%	29%	22%	6%	1%									68%
PM Peak Hour	15:00	14:00	14:00	17:00	13:00									14:00
Volume	5	18	10	3	1									32

Directional Peak Periods	AM 7-9			NOON 12-2			PM 4-6			Off Peak Volumes		
All Speeds	Volume		%	Volume		%	Volume		%	Volume		%
	34	↔	16%	23	↔	11%	36	↔	17%	120	↔	56%

Street Name	Direction	Percentiles					
		15th	50th	Average	85th	95th	ADT
S Griffith Park Dr	North Bound	15	19	19	24	28	213
S Griffith Park Dr	South Bound	12	18	17	22	25	222

Prepared by National Data & Surveying Services

SPEED

S Griffith Park Dr Bet. W Oak St. & W Alameda Ave

Day: Thursday
Date: 1/20/2022

City: Burbank
Project #: CA22_020022_024s

South Bound

Time	< 15	15 - 19	20 - 24	25 - 29	30 - 34	35 - 39	40 - 44	45 - 49	50 - 54	55 - 59	60 - 64	65 - 69	70 +	Total
0:00 AM	0	0	0	0	0	0	0	0	0	0	0	0	0	0
1:00	0	0	0	0	0	0	0	0	0	0	0	0	0	0
2:00	0	0	0	0	0	0	0	0	0	0	0	0	0	0
3:00	0	0	0	0	0	0	0	0	0	0	0	0	0	0
4:00	0	0	0	0	0	0	0	0	0	0	0	0	0	0
5:00	0	1	0	0	0	0	0	0	0	0	0	0	0	1
6:00	1	4	3	0	0	0	0	0	0	0	0	0	0	8
7:00	4	18	8	2	0	0	0	0	0	0	0	0	0	32
8:00	6	11	5	1	0	0	0	0	0	0	0	0	0	23
9:00	2	5	2	2	0	0	0	0	0	0	0	0	0	11
10:00	0	4	2	0	0	0	0	0	0	0	0	0	0	6
11:00	3	2	1	0	0	0	0	0	0	0	0	0	0	6
12:00 PM	1	4	3	0	0	0	0	0	0	0	0	0	0	8
13:00	3	5	2	0	0	0	0	0	0	0	0	0	0	10
14:00	5	12	7	0	0	0	0	0	0	0	0	0	0	24
15:00	10	23	2	2	0	0	0	0	0	0	0	0	0	37
16:00	0	7	3	1	0	0	0	0	0	0	0	0	0	11
17:00	3	10	3	0	0	0	0	0	0	0	0	0	0	16
18:00	4	5	2	0	0	0	0	0	0	0	0	0	0	11
19:00	3	5	1	0	0	0	0	0	0	0	0	0	0	9
20:00	1	3	0	0	0	0	0	0	0	0	0	0	0	4
21:00	0	0	2	0	0	0	0	0	0	0	0	0	0	2
22:00	0	2	0	1	0	0	0	0	0	0	0	0	0	3
23:00	0	0	0	0	0	0	0	0	0	0	0	0	0	0
Totals	46	121	46	9										222
% of Totals	21%	55%	21%	4%										100%

AM Volumes	16	45	21	5	0	0	0	0	0	0	0	0	0	87
% AM	7%	20%	9%	2%										39%
AM Peak Hour	8:00	7:00	7:00	7:00										7:00
Volume	6	18	8	2										32
PM Volumes	30	76	25	4	0	0	0	0	0	0	0	0	0	135
% PM	14%	34%	11%	2%										61%
PM Peak Hour	15:00	15:00	14:00	15:00										15:00
Volume	10	23	7	2										37

Directional Peak Periods	AM 7-9			NOON 12-2			PM 4-6			Off Peak Volumes		
All Speeds	Volume		%	Volume		%	Volume		%	Volume		%
	55	↔	25%	18	↔	8%	27	↔	12%	122	↔	55%

Street Name	Direction	Percentiles					
		15th	50th	Average	85th	95th	ADT
S Griffith Park Dr	North Bound	15	19	19	24	28	213
S Griffith Park Dr	South Bound	12	18	17	22	25	222

Prepared by National Data & Surveying Services

SPEED

S Griffith Park Dr Bet. W Oak St. & W Alameda Ave

Day: Thursday
Date: 1/20/2022

City: Burbank
Project #: CA22_020022_024

Summary

Time	< 15	15 - 19	20 - 24	25 - 29	30 - 34	35 - 39	40 - 44	45 - 49	50 - 54	55 - 59	60 - 64	65 - 69	70 +	Total
0:00 AM	0	1	0	0	0	0	0	0	0	0	0	0	0	1
1:00	1	0	0	0	0	0	0	0	0	0	0	0	0	1
2:00	0	0	1	0	0	0	0	0	0	0	0	0	0	1
3:00	0	0	0	0	0	0	0	0	0	0	0	0	0	0
4:00	0	0	0	0	0	0	0	0	0	0	0	0	0	0
5:00	0	2	0	0	0	0	0	0	0	0	0	0	0	2
6:00	1	5	3	0	0	0	0	0	0	0	0	0	0	9
7:00	7	25	17	4	0	0	0	0	0	0	0	0	0	53
8:00	9	18	8	1	0	0	0	0	0	0	0	0	0	36
9:00	5	9	4	3	1	0	0	0	0	0	0	0	0	22
10:00	1	9	9	0	0	0	0	0	0	0	0	0	0	19
11:00	3	4	3	0	1	0	0	0	0	0	0	0	0	11
12:00 PM	4	6	6	1	0	0	0	0	0	0	0	0	0	17
13:00	5	13	3	2	1	0	0	0	0	0	0	0	0	24
14:00	9	30	17	0	0	0	0	0	0	0	0	0	0	56
15:00	15	29	10	4	1	0	0	0	0	0	0	0	0	59
16:00	2	15	7	2	0	0	0	0	0	0	0	0	0	26
17:00	7	17	10	3	0	0	0	0	0	0	0	0	0	37
18:00	5	9	5	2	0	0	0	0	0	0	0	0	0	21
19:00	3	8	7	1	0	0	0	0	0	0	0	0	0	19
20:00	1	5	2	0	0	0	0	0	0	0	0	0	0	8
21:00	1	1	2	1	0	0	0	0	0	0	0	0	0	5
22:00	0	4	2	1	0	0	0	0	0	0	0	0	0	7
23:00	0	0	1	0	0	0	0	0	0	0	0	0	0	1
Totals	79	210	117	25	4									435
% of Totals	18%	48%	27%	6%	1%									100%

AM Volumes	27	73	45	8	2	0	0	0	0	0	0	0	0	155
% AM	6%	17%	10%	2%	0%									36%
AM Peak Hour	8:00	7:00	7:00	7:00	9:00									7:00
Volume	9	25	17	4	1									53
PM Volumes	52	137	72	17	2	0	0	0	0	0	0	0	0	280
% PM	12%	31%	17%	4%	0%									64%
PM Peak Hour	15:00	14:00	14:00	15:00	13:00									15:00
Volume	15	30	17	4	1									59

Directional Peak Periods	AM 7-9			NOON 12-2			PM 4-6			Off Peak Volumes		
All Speeds	Volume	↔	%	Volume	↔	%	Volume	↔	%	Volume	↔	%
	89		20%	41		9%	63		14%	242		56%

Street Name	Direction	Percentiles					
		15th	50th	Average	85th	95th	ADT
S Griffith Park Dr	Summary	13	18	18	23	26	435

Prepared by NDS/ATD

Prepared by National Data & Surveying Services

VOLUME

S Griffith Park Dr Bet. W Oak St. & W Alameda Ave

Day: Thursday
Date: 1/20/2022

City: Burbank
Project #: CA22_020022_024

DAILY TOTALS	NB	SB	EB	WB	Total
	213	222	0	0	435

AM Period	NB		SB		EB	WB	TOTAL		PM Period	NB		SB		EB	WB	TOTAL	
0:00	0		0		0	0			12:00	2		3		0	0	5	
0:15	0		0		0	0			12:15	2		1		0	0	3	
0:30	0		0		0	0			12:30	2		3		0	0	5	
0:45	1	1	0		0	0	1	1	12:45	3	9	1	8	0	0	4	17
1:00	0		0		0	0			13:00	5		1		0	0	6	
1:15	0		0		0	0			13:15	4		4		0	0	8	
1:30	0		0		0	0			13:30	3		3		0	0	6	
1:45	1	1	0		0	0	1	1	13:45	2	14	2	10	0	0	4	24
2:00	1		0		0	0	1		14:00	7		3		0	0	10	
2:15	0		0		0	0			14:15	8		4		0	0	12	
2:30	0		0		0	0			14:30	5		9		0	0	14	
2:45	0	1	0		0	0		1	14:45	12	32	8	24	0	0	20	56
3:00	0		0		0	0			15:00	10		27		0	0	37	
3:15	0		0		0	0			15:15	5		7		0	0	12	
3:30	0		0		0	0			15:30	4		1		0	0	5	
3:45	0		0		0	0			15:45	3	22	2	37	0	0	5	59
4:00	0		0		0	0			16:00	4		4		0	0	8	
4:15	0		0		0	0			16:15	4		4		0	0	8	
4:30	0		0		0	0			16:30	4		2		0	0	6	
4:45	0		0		0	0			16:45	3	15	1	11	0	0	4	26
5:00	0		0		0	0			17:00	7		5		0	0	12	
5:15	0		0		0	0			17:15	2		6		0	0	8	
5:30	0		0		0	0			17:30	8		1		0	0	9	
5:45	1	1	1	1	0	0	2	2	17:45	4	21	4	16	0	0	8	37
6:00	0		2		0	0	2		18:00	5		4		0	0	9	
6:15	0		0		0	0			18:15	0		2		0	0	2	
6:30	1		4		0	0	5		18:30	3		4		0	0	7	
6:45	0	1	2	8	0	0	2	9	18:45	2	10	1	11	0	0	3	21
7:00	0		1		0	0	1		19:00	2		2		0	0	4	
7:15	2		1		0	0	3		19:15	5		0		0	0	5	
7:30	6		8		0	0	14		19:30	2		3		0	0	5	
7:45	13	21	22	32	0	0	35	53	19:45	1	10	4	9	0	0	5	19
8:00	6		8		0	0	14		20:00	2		1		0	0	3	
8:15	2		7		0	0	9		20:15	1		0		0	0	1	
8:30	3		6		0	0	9		20:30	0		1		0	0	1	
8:45	2	13	2	23	0	0	4	36	20:45	1	4	2	4	0	0	3	8
9:00	2		1		0	0	3		21:00	2		0		0	0	2	
9:15	4		3		0	0	7		21:15	1		2		0	0	3	
9:30	2		5		0	0	7		21:30	0		0		0	0		
9:45	3	11	2	11	0	0	5	22	21:45	0	3	0	2	0	0		5
10:00	2		1		0	0	3		22:00	0		1		0	0	1	
10:15	4		1		0	0	5		22:15	0		1		0	0	1	
10:30	5		2		0	0	7		22:30	2		1		0	0	3	
10:45	2	13	2	6	0	0	4	19	22:45	2	4	0	3	0	0	2	7
11:00	1		1		0	0	2		23:00	0		0		0	0		
11:15	1		2		0	0	3		23:15	1		0		0	0	1	
11:30	1		3		0	0	4		23:30	0		0		0	0		
11:45	2	5	0	6	0	0	2	11	23:45	0	1	0		0	0		1
TOTALS		68		87				155	TOTALS		145		135				280
SPLIT %		43.9%		56.1%				35.6%	SPLIT %		51.8%		48.2%				64.4%

DAILY TOTALS	NB	SB	EB	WB	Total
	213	222	0	0	435

AM Peak Hour	7:15	7:30			7:30	PM Peak Hour	14:15	14:30			14:15
AM Pk Volume	27	45			72	PM Pk Volume	35	51			83
Pk Hr Factor	0.519	0.511			0.514	Pk Hr Factor	0.729	0.472			0.561
7 - 9 Volume	34	55	0	0	89	4 - 6 Volume	36	27	0	0	63
7 - 9 Peak Hour	7:15	7:30			7:30	4 - 6 Peak Hour	17:00	17:00			17:00
7 - 9 Pk Volume	27	45	0	0	72	4 - 6 Pk Volume	21	16	0	0	37
Pk Hr Factor	0.519	0.511	0.000	0.000	0.514	Pk Hr Factor	0.656	0.667	0.000	0.000	0.771

Prepared by NDS/ATD

Project #: CA22_020022_024 **City:** Burbank

Location: S Griffith Park Dr Bet. W Oak St. & W **Date:** 1/20/2022

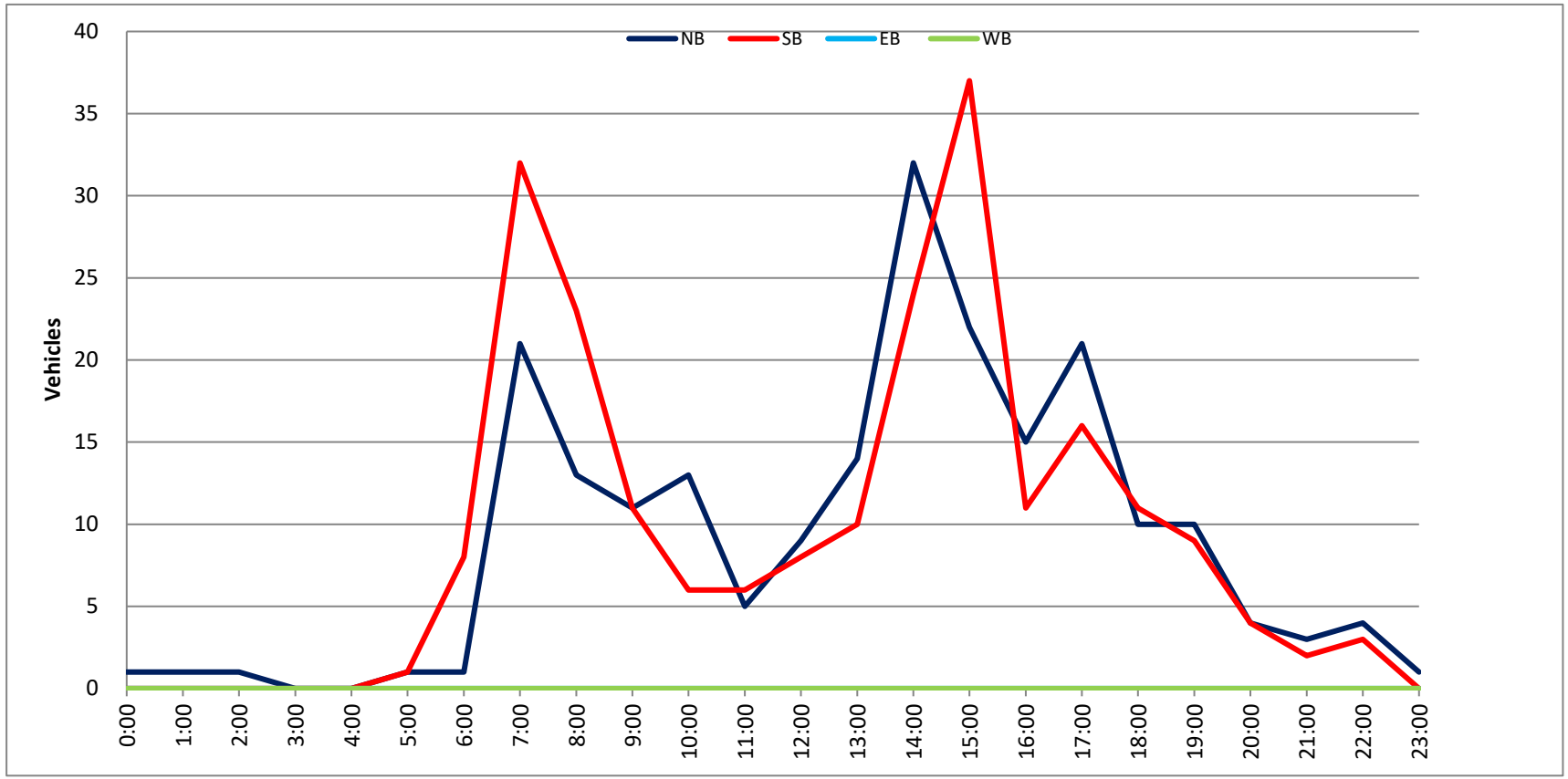

Prepared by National Data & Surveying Services

SPEED

S Griffith Park Dr Bet. W Verdugo Ave & W Oak St

Day: Tuesday
Date: 2/1/2022

City: Burbank
Project #: CA22_020022_023n

North Bound

Time	< 15	15 - 19	20 - 24	25 - 29	30 - 34	35 - 39	40 - 44	45 - 49	50 - 54	55 - 59	60 - 64	65 - 69	70 +	Total
0:00 AM	0	0	0	0	0	0	0	0	0	0	0	0	0	0
0:15	0	0	0	0	0	0	0	0	0	0	0	0	0	0
0:30	0	0	0	0	0	0	0	0	0	0	0	0	0	0
0:45	0	0	0	0	0	0	0	0	0	0	0	0	0	0
1:00	0	0	0	0	0	0	0	0	0	0	0	0	0	0
1:15	0	0	0	0	0	0	0	0	0	0	0	0	0	0
1:30	0	0	0	0	0	0	0	0	0	0	0	0	0	0
1:45	0	0	0	0	0	0	0	0	0	0	0	0	0	0
2:00	0	0	0	0	0	0	0	0	0	0	0	0	0	0
2:15	0	0	0	0	0	0	0	0	0	0	0	0	0	0
2:30	0	0	0	0	0	0	0	0	0	0	0	0	0	0
2:45	0	0	0	0	0	0	0	0	0	0	0	0	0	0
3:00	0	0	0	0	0	0	0	0	0	0	0	0	0	0
3:15	0	0	0	0	0	0	0	0	0	0	0	0	0	0
3:30	0	0	0	0	0	0	0	0	0	0	0	0	0	0
3:45	0	0	0	0	0	0	0	0	0	0	0	0	0	0
4:00	0	0	0	0	0	0	0	0	0	0	0	0	0	0
4:15	0	0	0	0	0	0	0	0	0	0	0	0	0	0
4:30	0	0	0	0	0	0	0	0	0	0	0	0	0	0
4:45	0	0	0	0	0	0	0	0	0	0	0	0	0	0
5:00	0	0	0	0	0	0	0	0	0	0	0	0	0	0
5:15	0	0	0	0	0	0	0	0	0	0	0	0	0	0
5:30	0	0	0	0	0	0	0	0	0	0	0	0	0	0
5:45	0	0	1	0	0	0	0	0	0	0	0	0	0	1
6:00	0	0	0	1	0	0	0	0	0	0	0	0	0	1
6:15	1	0	0	0	1	0	0	0	0	0	0	0	0	2
6:30	0	0	0	0	0	0	0	0	0	0	0	0	0	0
6:45	0	0	0	0	0	0	0	0	0	0	0	0	0	0
7:00	1	0	0	0	0	0	0	0	0	0	0	0	0	1
7:15	0	0	1	0	1	0	0	0	0	0	0	0	0	2
7:30	0	0	3	4	0	0	0	0	0	0	0	0	0	7
7:45	1	1	7	9	2	0	0	0	0	0	0	0	0	20
8:00	0	0	1	1	1	0	0	0	0	0	0	0	0	3
8:15	0	1	0	0	0	0	0	0	0	0	0	0	0	1
8:30	0	0	1	1	0	1	0	0	0	0	0	0	0	3
8:45	0	0	2	2	2	0	0	0	0	0	0	0	0	6
9:00	0	1	0	0	0	0	0	0	0	0	0	0	0	1
9:15	0	0	2	1	0	0	0	0	0	0	0	0	0	3
9:30	0	0	1	1	1	0	0	0	0	0	0	0	0	3
9:45	0	0	3	1	0	1	0	0	0	0	0	0	0	5
10:00	0	0	2	0	1	0	0	0	0	0	0	0	0	3
10:15	0	0	0	0	2	0	0	0	0	0	0	0	0	2
10:30	1	0	2	0	0	0	0	0	0	0	0	0	0	3
10:45	0	1	0	1	0	0	0	0	0	0	0	0	0	2
11:00	0	0	0	1	0	0	1	0	0	0	0	0	0	2
11:15	0	1	1	0	1	0	0	0	0	0	0	0	0	3
11:30	0	0	1	0	2	0	0	0	0	0	0	0	0	3
11:45	0	1	0	1	1	0	0	0	0	0	0	0	0	3
12:00 PM	0	0	0	1	0	0	0	0	0	0	0	0	0	1
12:15	0	1	2	0	0	0	0	0	0	0	0	0	0	3
12:30	0	1	0	0	1	0	0	0	0	0	0	0	0	2
12:45	0	0	2	2	0	0	0	0	0	0	0	0	0	4
13:00	0	0	2	2	1	0	0	0	0	0	0	0	0	5
13:15	0	3	0	0	0	0	0	0	0	0	0	0	0	3
13:30	1	1	1	1	0	0	0	0	0	0	0	0	0	4
13:45	0	0	1	2	0	1	0	0	0	0	0	0	0	4
14:00	0	1	3	0	0	0	0	0	0	0	0	0	0	4
14:15	0	2	6	1	0	2	0	0	0	0	0	0	0	11
14:30	0	0	0	1	1	1	0	0	0	0	0	0	0	3
14:45	0	0	1	3	0	0	0	0	0	0	0	0	0	4
15:00	0	0	1	3	1	0	0	0	0	0	0	0	0	5
15:15	1	1	1	1	0	0	0	0	0	0	0	0	0	4
15:30	0	0	1	1	0	0	0	0	0	0	0	0	0	2
15:45	0	0	2	0	1	0	0	0	0	0	0	0	0	3
16:00	0	1	1	2	0	0	0	0	0	0	0	0	0	4
16:15	0	1	1	0	0	0	0	0	0	0	0	0	0	2
16:30	0	0	1	1	0	0	0	0	0	0	0	0	0	2
16:45	0	1	3	1	0	0	0	0	0	0	0	0	0	5
17:00	0	3	2	1	0	0	0	0	0	0	0	0	0	6
17:15	1	2	2	0	0	0	0	0	0	0	0	0	0	5
17:30	0	0	0	1	0	0	0	0	0	0	0	0	0	1
17:45	0	1	2	1	0	0	0	0	0	0	0	0	0	4
18:00	2	0	1	1	1	0	0	0	0	0	0	0	0	5
18:15	0	0	0	1	1	0	0	0	0	0	0	0	0	2
18:30	0	0	3	0	1	0	0	0	0	0	0	0	0	4
18:45	0	0	0	1	0	0	0	0	0	0	0	0	0	1
19:00	0	0	2	0	0	0	0	0	0	0	0	0	0	2
19:15	0	0	1	2	1	0	0	0	0	0	0	0	0	4
19:30	0	1	2	0	0	0	0	0	0	0	0	0	0	3
19:45	0	0	0	2	0	1	0	0	0	0	0	0	0	3
20:00	0	0	1	1	1	0	0	0	0	0	0	0	0	3
20:15	0	1	1	3	0	0	0	0	0	0	0	0	0	5
20:30	0	0	1	0	0	0	0	0	0	0	0	0	0	1
20:45	0	0	0	0	0	0	0	0	0	0	0	0	0	0
21:00	0	0	0	0	0	0	0	0	0	0	0	0	0	0
21:15	0	0	0	0	0	0	0	0	0	0	0	0	0	0
21:30	0	0	0	0	0	0	0	0	0	0	0	0	0	0
21:45	0	0	0	0	0	0	0	0	0	0	0	0	0	0
22:00	0	0	1	0	0	0	0	0	0	0	0	0	0	1
22:15	0	0	0	0	0	0	0	0	0	0	0	0	0	0
22:30	0	0	0	0	0	0	0	0	0	0	0	0	0	0
22:45	0	0	0	1	0	0	0	0	0	0	0	0	0	1
23:00	0	0	0	0	0	0	0	0	0	0	0	0	0	0
23:15	0	0	0	1	0	0	0	0	0	0	0	0	0	1
23:30	0	0	0	0	0	0	0	0	0	0	0	0	0	0
23:45	0	0	0	0	0	0	0	0	0	0	0	0	0	0
Totals	9	27	76	62	25	7	1							207
% of Totals	4%	13%	37%	30%	12%	3%	0%							100%

AM Volumes	4	6	28	24	15	2	1	0	0	0	0	0	0	80
% AM	2%	3%	14%	12%	7%	1%	0%							39%
AM Peak Hour	6:15	11:45	7:15	7:15	7:15	7:45	10:15							7:15
Volume	2	3	12	14	4	1	1							32
PM Volumes	5	21	48	38	10	5	0	0	0	0	0	0	0	127
% PM	2%	10%	23%	18%	5%	2%								61%
PM Peak Hour	17:15	16:30	13:30	14:15	17:45	13:45								13:30
Volume	3	6	11	8	3	4								23

Directional Peak Periods	AM 7-9			NOON 12-2			PM 4-6			Off Peak Volumes		
All Classes	Volume	↔	%	Volume	↔	%	Volume	↔	%	Volume	↔	%
	43	↔	21%	26	↔	13%	29	↔	14%	109	↔	53%

Street Name	Direction	Percentiles					
		15th	50th	Average	85th	95th	ADT
S Griffith Park Dr	North Bound	19	24	25	30	35	207
S Griffith Park Dr	South Bound	17	24	23	29	33	199

Prepared by National Data & Surveying Services

SPEED

S Griffith Park Dr Bet. W Verdugo Ave & W Oak St

Day: Tuesday
Date: 2/1/2022

City: Burbank
Project #: CA22_020022_023s

South Bound

Time	< 15	15 - 19	20 - 24	25 - 29	30 - 34	35 - 39	40 - 44	45 - 49	50 - 54	55 - 59	60 - 64	65 - 69	70 +	Total
0:00 AM	0	0	0	0	0	0	0	0	0	0	0	0	0	0
0:15	0	0	0	0	0	0	0	0	0	0	0	0	0	0
0:30	0	0	0	0	0	0	0	0	0	0	0	0	0	0
0:45	0	0	0	0	0	0	0	0	0	0	0	0	0	0
1:00	0	0	0	0	0	0	0	0	0	0	0	0	0	0
1:15	0	0	0	0	0	0	0	0	0	0	0	0	0	0
1:30	0	0	0	0	0	0	0	0	0	0	0	0	0	0
1:45	0	0	0	0	0	0	0	0	0	0	0	0	0	0
2:00	0	0	0	0	0	0	0	0	0	0	0	0	0	0
2:15	0	0	0	0	0	0	0	0	0	0	0	0	0	0
2:30	0	0	0	0	0	0	0	0	0	0	0	0	0	0
2:45	0	0	0	0	0	0	0	0	0	0	0	0	0	0
3:00	0	0	1	0	0	0	0	0	0	0	0	0	0	1
3:15	0	0	0	0	0	0	0	0	0	0	0	0	0	0
3:30	0	0	0	0	0	0	0	0	0	0	0	0	0	0
3:45	0	0	0	0	0	0	0	0	0	0	0	0	0	0
4:00	0	0	0	0	0	0	0	0	0	0	0	0	0	0
4:15	0	0	0	0	0	0	0	0	0	0	0	0	0	0
4:30	0	0	0	0	0	0	0	0	0	0	0	0	0	0
4:45	0	0	0	0	0	0	0	0	0	0	0	0	0	0
5:00	0	0	0	0	0	0	0	0	0	0	0	0	0	0
5:15	0	0	0	1	0	0	0	0	0	0	0	0	0	1
5:30	0	0	0	0	0	0	0	0	0	0	0	0	0	0
5:45	0	0	0	0	0	0	0	0	0	0	0	0	0	0
6:00	1	0	0	0	0	0	0	0	0	0	0	0	0	1
6:15	0	1	0	0	0	0	0	0	0	0	0	0	0	1
6:30	0	0	0	0	0	0	0	0	0	0	0	0	0	0
6:45	0	0	1	0	0	0	0	0	0	0	0	0	0	1
7:00	0	2	0	0	0	1	0	0	0	0	0	0	0	3
7:15	0	1	0	0	0	0	0	0	0	0	0	0	0	1
7:30	0	1	6	4	0	0	0	0	0	0	0	0	0	11
7:45	0	0	6	4	1	0	0	0	0	0	0	0	0	11
8:00	0	0	2	1	0	0	0	0	0	0	0	0	0	3
8:15	1	0	0	1	1	0	0	0	0	0	0	0	0	3
8:30	1	0	1	0	0	0	0	0	0	0	0	0	0	2
8:45	0	0	1	1	1	0	0	0	0	0	0	0	0	3
9:00	0	0	1	0	0	0	0	0	0	0	0	0	0	1
9:15	0	0	0	0	0	0	0	0	0	0	0	0	0	0
9:30	1	0	0	0	0	0	0	0	0	0	0	0	0	1
9:45	0	0	2	1	0	0	0	0	0	0	0	0	0	3
10:00	0	0	4	0	0	0	0	0	0	0	0	0	0	4
10:15	0	0	1	0	1	0	0	0	0	0	0	0	0	2
10:30	0	0	0	1	0	0	0	0	0	0	0	0	0	1
10:45	0	0	1	0	0	0	0	0	0	0	0	0	0	1
11:00	0	2	3	1	0	0	0	0	0	0	0	0	0	6
11:15	1	0	0	1	0	0	0	0	0	0	0	0	0	2
11:30	1	0	0	2	0	0	0	0	0	0	0	0	0	3
11:45	0	1	1	0	1	0	0	0	0	0	0	0	0	3
12:00 PM	0	1	0	0	0	0	0	0	0	0	0	0	0	1
12:15	1	0	1	2	0	0	0	0	0	0	0	0	0	4
12:30	2	0	0	0	0	0	0	0	0	0	0	0	0	2
12:45	1	1	1	0	1	0	0	0	0	0	0	0	0	4
13:00	0	3	1	0	1	0	0	0	0	0	0	0	0	5
13:15	0	1	0	1	1	0	0	0	0	0	0	0	0	3
13:30	0	2	1	0	0	0	0	0	0	0	0	0	0	3
13:45	0	0	2	0	1	0	0	0	0	0	0	0	0	3
14:00	0	2	3	4	1	0	0	1	0	0	0	0	0	11
14:15	0	1	6	5	0	0	0	0	0	0	0	0	0	12
14:30	3	0	1	1	0	0	0	0	0	0	0	0	0	5
14:45	0	0	0	0	2	0	0	0	0	0	0	0	0	2
15:00	0	2	1	0	1	0	0	0	0	0	0	0	0	4
15:15	0	0	1	1	0	0	0	0	0	0	0	0	0	2
15:30	0	1	2	0	1	0	0	0	0	0	0	0	0	4
15:45	0	1	0	3	0	0	0	0	0	0	0	0	0	4
16:00	1	0	1	2	0	0	0	0	0	0	0	0	0	4
16:15	0	1	1	0	0	0	0	0	0	0	0	0	0	2
16:30	0	0	2	1	0	0	0	0	0	0	0	0	0	3
16:45	0	1	0	1	1	0	0	0	0	0	0	0	0	3
17:00	0	1	2	0	0	0	0	0	0	0	0	0	0	3
17:15	0	1	0	0	1	0	0	0	0	0	0	0	0	2
17:30	1	2	2	2	0	0	0	0	0	0	0	0	0	7
17:45	0	0	2	1	1	0	0	0	0	0	0	0	0	4
18:00	0	1	2	2	1	0	0	0	0	0	0	0	0	6
18:15	0	0	0	0	0	1	0	0	0	0	0	0	0	1
18:30	0	0	2	2	0	0	0	0	0	0	0	0	0	4
18:45	1	0	1	1	0	0	0	0	0	0	0	0	0	3
19:00	0	0	1	0	0	0	0	0	0	0	0	0	0	1
19:15	0	0	1	0	1	0	0	0	0	0	0	0	0	2
19:30	0	1	1	1	0	0	0	0	0	0	0	0	0	3
19:45	0	0	1	0	0	0	0	0	0	0	0	0	0	1
20:00	0	0	1	1	1	0	0	0	0	0	0	0	0	3
20:15	0	0	1	0	0	0	0	0	0	0	0	0	0	1
20:30	0	0	0	1	0	0	0	0	0	0	0	0	0	1
20:45	0	0	0	1	0	0	0	0	0	0	0	0	0	1
21:00	0	0	0	0	0	0	0	0	0	0	0	0	0	0
21:15	0	0	1	1	0	0	0	0	0	0	0	0	0	2
21:30	0	0	0	1	0	0	0	0	0	0	0	0	0	1
21:45	0	0	0	0	0	0	0	0	0	0	0	0	0	0
22:00	0	0	0	0	0	0	0	0	0	0	0	0	0	0
22:15	0	1	0	0	0	0	0	0	0	0	0	0	0	1
22:30	0	0	0	0	0	0	0	0	0	0	0	0	0	0
22:45	0	0	0	0	0	0	0	0	0	0	0	0	0	0
23:00	0	0	0	1	0	0	0	0	0	0	0	0	0	1
23:15	0	0	0	1	0	0	0	0	0	0	0	0	0	1
23:30	0	0	0	0	0	0	0	0	0	0	0	0	0	0
23:45	0	0	0	0	0	0	0	0	0	0	0	0	0	0
Totals	16	32	73	55	20	2		1						199
% of Totals	8%	16%	37%	28%	10%	1%		1%						100%

AM Volumes	6	8	31	18	5	1	0	0	0	0	0	0	0	69
% AM	3%	4%	16%	9%	3%	1%								35%
AM Peak Hour	11:45	6:45	7:15	7:30	7:30	6:15								7:30
Volume	3	4	14	10	2	1								28
PM Volumes	10	24	42	37	15	1	0	1	0	0	0	0	0	130
% PM	5%	12%	21%	19%	8%	1%		1%						65%
PM Peak Hour	12:00	12:45	13:30	13:45	14:45	17:30		13:15						13:45
Volume	4	7	12	10	4	1		1						31

Directional Peak Periods	AM 7-9			NOON 12-2			PM 4-6			Off Peak Volumes		
All Classes	Volume	⟷	%	Volume	⟷	%	Volume	⟷	%	Volume	⟷	%
	37		19%	25		13%	28		14%	109		55%

Street Name	Direction	Percentiles					
		15th	50th	Average	85th	95th	ADT
S Griffith Park Dr	North Bound	19	24	25	30	35	207
S Griffith Park Dr	South Bound	17	24	23	29	33	199

Prepared by National Data & Surveying Services

SPEED

S Griffith Park Dr Bet. W Verdugo Ave & W Oak St

Day: Tuesday
Date: 2/1/2022

City: Burbank
Project #: CA22_020022_023

Summary

Time	< 15	15 - 19	20 - 24	25 - 29	30 - 34	35 - 39	40 - 44	45 - 49	50 - 54	55 - 59	60 - 64	65 - 69	70 +	Total
0:00 AM	0	0	0	0	0	0	0	0	0	0	0	0	0	0
0:15	0	0	0	0	0	0	0	0	0	0	0	0	0	0
0:30	0	0	0	0	0	0	0	0	0	0	0	0	0	0
0:45	0	0	0	0	0	0	0	0	0	0	0	0	0	0
1:00	0	0	0	0	0	0	0	0	0	0	0	0	0	0
1:15	0	0	0	0	0	0	0	0	0	0	0	0	0	0
1:30	0	0	0	0	0	0	0	0	0	0	0	0	0	0
1:45	0	0	0	0	0	0	0	0	0	0	0	0	0	0
2:00	0	0	0	0	0	0	0	0	0	0	0	0	0	0
2:15	0	0	0	0	0	0	0	0	0	0	0	0	0	0
2:30	0	0	0	0	0	0	0	0	0	0	0	0	0	0
2:45	0	0	0	0	0	0	0	0	0	0	0	0	0	0
3:00	0	0	1	0	0	0	0	0	0	0	0	0	0	1
3:15	0	0	0	0	0	0	0	0	0	0	0	0	0	0
3:30	0	0	0	0	0	0	0	0	0	0	0	0	0	0
3:45	0	0	0	0	0	0	0	0	0	0	0	0	0	0
4:00	0	0	0	0	0	0	0	0	0	0	0	0	0	0
4:15	0	0	0	0	0	0	0	0	0	0	0	0	0	0
4:30	0	0	0	0	0	0	0	0	0	0	0	0	0	0
4:45	0	0	0	0	0	0	0	0	0	0	0	0	0	0
5:00	0	0	0	0	0	0	0	0	0	0	0	0	0	0
5:15	0	0	0	1	0	0	0	0	0	0	0	0	0	1
5:30	0	0	0	0	0	0	0	0	0	0	0	0	0	0
5:45	0	0	1	0	0	0	0	0	0	0	0	0	0	1
6:00	1	0	0	1	0	0	0	0	0	0	0	0	0	2
6:15	1	1	0	0	1	0	0	0	0	0	0	0	0	3
6:30	0	0	0	0	0	0	0	0	0	0	0	0	0	0
6:45	0	0	1	0	0	0	0	0	0	0	0	0	0	1
7:00	1	2	0	0	0	1	0	0	0	0	0	0	0	4
7:15	0	1	1	0	1	0	0	0	0	0	0	0	0	3
7:30	0	1	9	8	0	0	0	0	0	0	0	0	0	18
7:45	1	1	13	13	3	0	0	0	0	0	0	0	0	31
8:00	0	0	3	2	1	0	0	0	0	0	0	0	0	6
8:15	1	1	0	1	1	0	0	0	0	0	0	0	0	4
8:30	1	0	2	1	0	1	0	0	0	0	0	0	0	5
8:45	0	0	3	3	3	0	0	0	0	0	0	0	0	9
9:00	0	1	1	0	0	0	0	0	0	0	0	0	0	2
9:15	0	0	2	1	0	0	0	0	0	0	0	0	0	3
9:30	1	0	1	1	1	0	0	0	0	0	0	0	0	4
9:45	0	0	5	2	0	1	0	0	0	0	0	0	0	8
10:00	0	0	6	0	1	0	0	0	0	0	0	0	0	7
10:15	0	0	1	0	3	0	0	0	0	0	0	0	0	4
10:30	1	0	2	1	0	0	0	0	0	0	0	0	0	4
10:45	0	1	1	1	0	0	0	0	0	0	0	0	0	3
11:00	0	2	3	2	0	0	1	0	0	0	0	0	0	8
11:15	1	1	1	1	1	0	0	0	0	0	0	0	0	5
11:30	1	0	1	2	2	0	0	0	0	0	0	0	0	6
11:45	0	2	1	1	2	0	0	0	0	0	0	0	0	6
12:00 PM	0	1	0	1	0	0	0	0	0	0	0	0	0	2
12:15	1	1	3	2	0	0	0	0	0	0	0	0	0	7
12:30	2	1	0	0	1	0	0	0	0	0	0	0	0	4
12:45	1	1	3	2	1	0	0	0	0	0	0	0	0	8
13:00	0	3	3	2	2	0	0	0	0	0	0	0	0	10
13:15	0	4	0	1	1	0	0	0	0	0	0	0	0	6
13:30	1	3	2	1	0	0	0	0	0	0	0	0	0	7
13:45	0	0	3	2	1	1	0	0	0	0	0	0	0	7
14:00	0	3	6	4	1	0	0	1	0	0	0	0	0	15
14:15	0	3	12	6	0	2	0	0	0	0	0	0	0	23
14:30	3	0	1	2	1	1	0	0	0	0	0	0	0	8
14:45	0	0	1	3	2	0	0	0	0	0	0	0	0	6
15:00	0	2	2	3	2	0	0	0	0	0	0	0	0	9
15:15	1	1	2	2	0	0	0	0	0	0	0	0	0	6
15:30	0	1	3	1	1	0	0	0	0	0	0	0	0	6
15:45	0	1	2	3	1	0	0	0	0	0	0	0	0	7
16:00	1	1	2	4	0	0	0	0	0	0	0	0	0	8
16:15	0	2	2	0	0	0	0	0	0	0	0	0	0	4
16:30	0	0	3	2	0	0	0	0	0	0	0	0	0	5
16:45	0	2	3	2	1	0	0	0	0	0	0	0	0	8
17:00	0	4	4	1	0	0	0	0	0	0	0	0	0	9
17:15	1	3	2	0	1	0	0	0	0	0	0	0	0	7
17:30	1	2	2	3	0	0	0	0	0	0	0	0	0	8
17:45	0	1	4	2	1	0	0	0	0	0	0	0	0	8
18:00	2	1	3	3	2	0	0	0	0	0	0	0	0	11
18:15	0	0	0	1	1	1	0	0	0	0	0	0	0	3
18:30	0	0	5	2	1	0	0	0	0	0	0	0	0	8
18:45	1	0	1	2	0	0	0	0	0	0	0	0	0	4
19:00	0	0	3	0	0	0	0	0	0	0	0	0	0	3
19:15	0	0	2	2	2	0	0	0	0	0	0	0	0	6
19:30	0	2	3	1	0	0	0	0	0	0	0	0	0	6
19:45	0	0	1	2	0	1	0	0	0	0	0	0	0	4
20:00	0	0	2	2	2	0	0	0	0	0	0	0	0	6
20:15	0	1	2	3	0	0	0	0	0	0	0	0	0	6
20:30	0	0	1	1	0	0	0	0	0	0	0	0	0	2
20:45	0	0	0	1	0	0	0	0	0	0	0	0	0	1
21:00	0	0	0	0	0	0	0	0	0	0	0	0	0	0
21:15	0	0	1	1	0	0	0	0	0	0	0	0	0	2
21:30	0	0	0	1	0	0	0	0	0	0	0	0	0	1
21:45	0	0	0	0	0	0	0	0	0	0	0	0	0	0
22:00	0	0	1	0	0	0	0	0	0	0	0	0	0	1
22:15	0	1	0	0	0	0	0	0	0	0	0	0	0	1
22:30	0	0	0	0	0	0	0	0	0	0	0	0	0	0
22:45	0	0	0	1	0	0	0	0	0	0	0	0	0	1
23:00	0	0	0	1	0	0	0	0	0	0	0	0	0	1
23:15	0	0	0	2	0	0	0	0	0	0	0	0	0	2
23:30	0	0	0	0	0	0	0	0	0	0	0	0	0	0
23:45	0	0	0	0	0	0	0	0	0	0	0	0	0	0
Totals	25	59	143	117	45	9	1	1						400
% of Totals	6%	15%	37%	29%	11%	2%	0%	0%						100%

AM Volumes	10	14	58	42	20	3	1	0	0	0	0	0	0	148
% AM	2%	3%	15%	10%	5%	1%	0%							37%
AM Peak Hour	7:45	7:00	7:15	7:30	7:15	6:15	10:15							7:30
Volume	3	5	26	24	5	1	1							59
PM Volumes	15	45	90	75	25	6	0	1	0	0	0	0	0	257
% PM	4%	11%	22%	18%	6%	1%		0%						63%
PM Peak Hour	12:00	12:45	13:30	14:00	12:30	13:45		13:15						13:45
Volume	4	11	23	15	5	4		1						53

Directional Peak Periods	AM 7-9			NOON 12-2			PM 4-6			Off Peak Volumes		
All Classes	Volume	⟷	%	Volume	⟷	%	Volume	⟷	%	Volume	⟷	%
	80		20%	51		13%	57		14%	218		54%

Street Name	Direction	Percentiles					
		15th	50th	Average	85th	95th	ADT
S Griffith Park Dr	Summary	18	24	24	30	34	406

Prepared by National Data & Surveying Services

SPEED

S Griffith Park Dr Bet. W Verdugo Ave & W Oak St

Day: Tuesday
Date: 2/1/2022

City: Burbank
Project #: CA22_020022_023n

North Bound

Time	< 15	15 - 19	20 - 24	25 - 29	30 - 34	35 - 39	40 - 44	45 - 49	50 - 54	55 - 59	60 - 64	65 - 69	70 +	Total
0:00 AM	0	0	0	0	0	0	0	0	0	0	0	0	0	0
1:00	0	0	0	0	0	0	0	0	0	0	0	0	0	0
2:00	0	0	0	0	0	0	0	0	0	0	0	0	0	0
3:00	0	0	0	0	0	0	0	0	0	0	0	0	0	0
4:00	0	0	0	0	0	0	0	0	0	0	0	0	0	0
5:00	0	0	1	0	0	0	0	0	0	0	0	0	0	1
6:00	1	0	0	1	1	0	0	0	0	0	0	0	0	3
7:00	2	1	11	13	3	0	0	0	0	0	0	0	0	30
8:00	0	1	4	4	3	1	0	0	0	0	0	0	0	13
9:00	0	1	6	3	1	1	0	0	0	0	0	0	0	12
10:00	1	1	4	1	3	0	0	0	0	0	0	0	0	10
11:00	0	2	2	2	4	0	1	0	0	0	0	0	0	11
12:00 PM	0	2	4	3	1	0	0	0	0	0	0	0	0	10
13:00	1	4	4	5	1	1	0	0	0	0	0	0	0	16
14:00	0	3	10	5	1	3	0	0	0	0	0	0	0	22
15:00	1	1	5	5	2	0	0	0	0	0	0	0	0	14
16:00	0	3	6	4	0	0	0	0	0	0	0	0	0	13
17:00	1	6	6	3	0	0	0	0	0	0	0	0	0	16
18:00	2	0	4	3	3	0	0	0	0	0	0	0	0	12
19:00	0	1	5	4	1	1	0	0	0	0	0	0	0	12
20:00	0	1	3	4	1	0	0	0	0	0	0	0	0	9
21:00	0	0	0	0	0	0	0	0	0	0	0	0	0	0
22:00	0	0	1	1	0	0	0	0	0	0	0	0	0	2
23:00	0	0	0	1	0	0	0	0	0	0	0	0	0	1
Totals	9	27	76	62	25	7	1							207
% of Totals	4%	13%	37%	30%	12%	3%	0%							100%

AM Volumes	4	6	28	24	15	2	1	0	0	0	0	0	0	80
% AM	2%	3%	14%	12%	7%	1%	0%							39%
AM Peak Hour	7:00	11:00	7:00	7:00	11:00	8:00	11:00							7:00
Volume	2	2	11	13	4	1	1							30
PM Volumes	5	21	48	38	10	5	0	0	0	0	0	0	0	127
% PM	2%	10%	23%	18%	5%	2%								61%
PM Peak Hour	18:00	17:00	14:00	13:00	18:00	14:00								14:00
Volume	2	6	10	5	3	3								22

Directional Peak Periods	AM 7-9			NOON 12-2			PM 4-6			Off Peak Volumes		
All Speeds	Volume		%	Volume		%	Volume		%	Volume		%
	43	↔	21%	26	↔	13%	29	↔	14%	109	↔	53%

Street Name	Direction	Percentiles					
		15th	50th	Average	85th	95th	ADT
S Griffith Park Dr	North Bound	19	24	25	30	35	207
S Griffith Park Dr	South Bound	17	24	23	29	33	199

Prepared by National Data & Surveying Services

SPEED

S Griffith Park Dr Bet. W Verdugo Ave & W Oak St

Day: Tuesday
Date: 2/1/2022

City: Burbank
Project #: CA22_020022_023s

South Bound

Time	< 15	15 - 19	20 - 24	25 - 29	30 - 34	35 - 39	40 - 44	45 - 49	50 - 54	55 - 59	60 - 64	65 - 69	70 +	Total
0:00 AM	0	0	0	0	0	0	0	0	0	0	0	0	0	0
1:00	0	0	0	0	0	0	0	0	0	0	0	0	0	0
2:00	0	0	0	0	0	0	0	0	0	0	0	0	0	0
3:00	0	0	1	0	0	0	0	0	0	0	0	0	0	1
4:00	0	0	0	0	0	0	0	0	0	0	0	0	0	0
5:00	0	0	0	1	0	0	0	0	0	0	0	0	0	1
6:00	1	1	1	0	0	0	0	0	0	0	0	0	0	3
7:00	0	4	12	8	1	1	0	0	0	0	0	0	0	26
8:00	2	0	4	3	2	0	0	0	0	0	0	0	0	11
9:00	1	0	3	1	0	0	0	0	0	0	0	0	0	5
10:00	0	0	6	1	1	0	0	0	0	0	0	0	0	8
11:00	2	3	4	4	1	0	0	0	0	0	0	0	0	14
12:00 PM	4	2	2	2	1	0	0	0	0	0	0	0	0	11
13:00	0	6	4	1	3	0	0	0	0	0	0	0	0	14
14:00	3	3	10	10	3	0	0	1	0	0	0	0	0	30
15:00	0	4	4	4	2	0	0	0	0	0	0	0	0	14
16:00	1	2	4	4	1	0	0	0	0	0	0	0	0	12
17:00	1	4	6	3	2	0	0	0	0	0	0	0	0	16
18:00	1	1	5	5	1	1	0	0	0	0	0	0	0	14
19:00	0	1	4	1	1	0	0	0	0	0	0	0	0	7
20:00	0	0	2	3	1	0	0	0	0	0	0	0	0	6
21:00	0	0	1	2	0	0	0	0	0	0	0	0	0	3
22:00	0	1	0	0	0	0	0	0	0	0	0	0	0	1
23:00	0	0	0	2	0	0	0	0	0	0	0	0	0	2
Totals	16	32	73	55	20	2		1						199
% of Totals	8%	16%	37%	28%	10%	1%		1%						100%

AM Volumes	6	8	31	18	5	1	0	0	0	0	0	0	0	69
% AM	3%	4%	16%	9%	3%	1%								35%
AM Peak Hour	8:00	7:00	7:00	7:00	8:00	7:00								7:00
Volume	2	4	12	8	2	1								26
PM Volumes	10	24	42	37	15	1	0	1	0	0	0	0	0	130
% PM	5%	12%	21%	19%	8%	1%		1%						65%
PM Peak Hour	12:00	13:00	14:00	14:00	13:00	18:00		14:00						14:00
Volume	4	6	10	10	3	1		1						30

Directional Peak Periods	AM 7-9			NOON 12-2			PM 4-6			Off Peak Volumes		
All Speeds	Volume		%	Volume		%	Volume		%	Volume		%
	37	↔	19%	25	↔	13%	28	↔	14%	109	↔	55%

Street Name	Direction	Percentiles					
		15th	50th	Average	85th	95th	ADT
S Griffith Park Dr	North Bound	19	24	25	30	35	207
S Griffith Park Dr	South Bound	17	24	23	29	33	199

Prepared by National Data & Surveying Services

SPEED

S Griffith Park Dr Bet. W Verdugo Ave & W Oak St

Day: Tuesday
Date: 2/1/2022

City: Burbank
Project #: CA22_020022_023

Summary

Time	< 15	15 - 19	20 - 24	25 - 29	30 - 34	35 - 39	40 - 44	45 - 49	50 - 54	55 - 59	60 - 64	65 - 69	70 +	Total
0:00 AM	0	0	0	0	0	0	0	0	0	0	0	0	0	0
1:00	0	0	0	0	0	0	0	0	0	0	0	0	0	0
2:00	0	0	0	0	0	0	0	0	0	0	0	0	0	0
3:00	0	0	1	0	0	0	0	0	0	0	0	0	0	1
4:00	0	0	0	0	0	0	0	0	0	0	0	0	0	0
5:00	0	0	1	1	0	0	0	0	0	0	0	0	0	2
6:00	2	1	1	1	1	0	0	0	0	0	0	0	0	6
7:00	2	5	23	21	4	1	0	0	0	0	0	0	0	56
8:00	2	1	8	7	5	1	0	0	0	0	0	0	0	24
9:00	1	1	9	4	1	1	0	0	0	0	0	0	0	17
10:00	1	1	10	2	4	0	0	0	0	0	0	0	0	18
11:00	2	5	6	6	5	0	1	0	0	0	0	0	0	25
12:00 PM	4	4	6	5	2	0	0	0	0	0	0	0	0	21
13:00	1	10	8	6	4	1	0	0	0	0	0	0	0	30
14:00	3	6	20	15	4	3	0	1	0	0	0	0	0	52
15:00	1	5	9	9	4	0	0	0	0	0	0	0	0	28
16:00	1	5	10	8	1	0	0	0	0	0	0	0	0	25
17:00	2	10	12	6	2	0	0	0	0	0	0	0	0	32
18:00	3	1	9	8	4	1	0	0	0	0	0	0	0	26
19:00	0	2	9	5	2	1	0	0	0	0	0	0	0	19
20:00	0	1	5	7	2	0	0	0	0	0	0	0	0	15
21:00	0	0	1	2	0	0	0	0	0	0	0	0	0	3
22:00	0	1	1	1	0	0	0	0	0	0	0	0	0	3
23:00	0	0	0	3	0	0	0	0	0	0	0	0	0	3
Totals	25	59	149	117	45	9	1	1						406
% of Totals	6%	15%	37%	29%	11%	2%	0%	0%						100%

AM Volumes	10	14	59	42	20	3	1	0	0	0	0	0	0	149
% AM	2%	3%	15%	10%	5%	1%	0%							37%
AM Peak Hour	6:00	7:00	7:00	7:00	8:00	7:00	11:00							7:00
Volume	2	5	23	21	5	1	1							56
PM Volumes	15	45	90	75	25	6	0	1	0	0	0	0	0	257
% PM	4%	11%	22%	18%	6%	1%		0%						63%
PM Peak Hour	12:00	13:00	14:00	14:00	13:00	14:00		14:00						14:00
Volume	4	10	20	15	4	3		1						52

Directional Peak Periods	AM 7-9			NOON 12-2			PM 4-6			Off Peak Volumes		
All Speeds	Volume		%	Volume		%	Volume		%	Volume		%
	80	↔	20%	51	↔	13%	57	↔	14%	218	↔	54%

Street Name	Direction	Percentiles					
		15th	50th	Average	85th	95th	ADT
S Griffith Park Dr	Summary	18	24	24	30	34	406

Prepared by NDS/ATD

Prepared by National Data & Surveying Services

VOLUME

S Griffith Park Dr Bet. W Verdugo Ave & W Oak St

Day: Tuesday
Date: 2/1/2022

City: Burbank
Project #: CA22_020022_023

DAILY TOTALS	NB	SB	EB	WB	Total
	207	199	0	0	406

AM Period	NB		SB		EB	WB	TOTAL		PM Period	NB		SB		EB	WB	TOTAL	
0:00	0		0		0	0			12:00	1		1		0	0	2	
0:15	0		0		0	0			12:15	3		4		0	0	7	
0:30	0		0		0	0			12:30	2		2		0	0	4	
0:45	0		0		0	0			12:45	4	10	4	11	0	0	8	21
1:00	0		0		0	0			13:00	5		5		0	0	10	
1:15	0		0		0	0			13:15	3		3		0	0	6	
1:30	0		0		0	0			13:30	4		3		0	0	7	
1:45	0		0		0	0			13:45	4	16	3	14	0	0	7	30
2:00	0		0		0	0			14:00	4		11		0	0	15	
2:15	0		0		0	0			14:15	11		12		0	0	23	
2:30	0		0		0	0			14:30	3		5		0	0	8	
2:45	0		0		0	0			14:45	4	22	2	30	0	0	6	52
3:00	0		1		0	0	1		15:00	5		4		0	0	9	
3:15	0		0		0	0			15:15	4		2		0	0	6	
3:30	0		0		0	0			15:30	2		4		0	0	6	
3:45	0		0	1	0	0		1	15:45	3	14	4	14	0	0	7	28
4:00	0		0		0	0			16:00	4		4		0	0	8	
4:15	0		0		0	0			16:15	2		2		0	0	4	
4:30	0		0		0	0			16:30	2		3		0	0	5	
4:45	0		0		0	0			16:45	5	13	3	12	0	0	8	25
5:00	0		0		0	0			17:00	6		3		0	0	9	
5:15	0		1		0	0	1		17:15	5		2		0	0	7	
5:30	0		0		0	0			17:30	1		7		0	0	8	
5:45	1	1	0	1	0	0	1	2	17:45	4	16	4	16	0	0	8	32
6:00	1		1		0	0	2		18:00	5		6		0	0	11	
6:15	2		1		0	0	3		18:15	2		1		0	0	3	
6:30	0		0		0	0			18:30	4		4		0	0	8	
6:45	0	3	1	3	0	0	1	6	18:45	1	12	3	14	0	0	4	26
7:00	1		3		0	0	4		19:00	2		1		0	0	3	
7:15	2		1		0	0	3		19:15	4		2		0	0	6	
7:30	7		11		0	0	18		19:30	3		3		0	0	6	
7:45	20	30	11	26	0	0	31	56	19:45	3	12	1	7	0	0	4	19
8:00	3		3		0	0	6		20:00	3		3		0	0	6	
8:15	1		3		0	0	4		20:15	5		1		0	0	6	
8:30	3		2		0	0	5		20:30	1		1		0	0	2	
8:45	6	13	3	11	0	0	9	24	20:45	0	9	1	6	0	0	1	15
9:00	1		1		0	0	2		21:00	0		0		0	0		
9:15	3		0		0	0	3		21:15	0		2		0	0	2	
9:30	3		1		0	0	4		21:30	0		1		0	0	1	
9:45	5	12	3	5	0	0	8	17	21:45	0		0	3	0	0		3
10:00	3		4		0	0	7		22:00	1		0		0	0	1	
10:15	2		2		0	0	4		22:15	0		1		0	0	1	
10:30	3		1		0	0	4		22:30	0		0		0	0		
10:45	2	10	1	8	0	0	3	18	22:45	1	2	0	1	0	0	1	3
11:00	2		6		0	0	8		23:00	0		1		0	0	1	
11:15	3		2		0	0	5		23:15	1		1		0	0	2	
11:30	3		3		0	0	6		23:30	0		0		0	0		
11:45	3	11	3	14	0	0	6	25	23:45	0	1	0	2	0	0		3
TOTALS		80		69				149	TOTALS		127		130				257
SPLIT %		53.7%		46.3%				36.7%	SPLIT %		49.4%		50.6%				63.3%

DAILY TOTALS	NB	SB	EB	WB	Total
	207	199	0	0	406

AM Peak Hour	7:15	7:30			7:30	PM Peak Hour	13:30	13:45			13:45
AM Pk Volume	32	28			59	PM Pk Volume	23	31			53
Pk Hr Factor	0.400	0.636			0.476	Pk Hr Factor	0.523	0.646			0.576
7 - 9 Volume	43	37	0	0	80	4 - 6 Volume	29	28	0	0	57
7 - 9 Peak Hour	7:15	7:30			7:30	4 - 6 Peak Hour	16:30	17:00			16:45
7 - 9 Pk Volume	32	28	0	0	59	4 - 6 Pk Volume	18	16	0	0	32
Pk Hr Factor	0.400	0.636	0.000	0.000	0.476	Pk Hr Factor	0.750	0.571	0.000	0.000	0.889

Prepared by NDS/ATD

Project #: CA22_020022_023 **City:** Burbank

Location: S Griffith Park Dr Bet. W Verdugo Ave & W **Date:** 2/1/2022

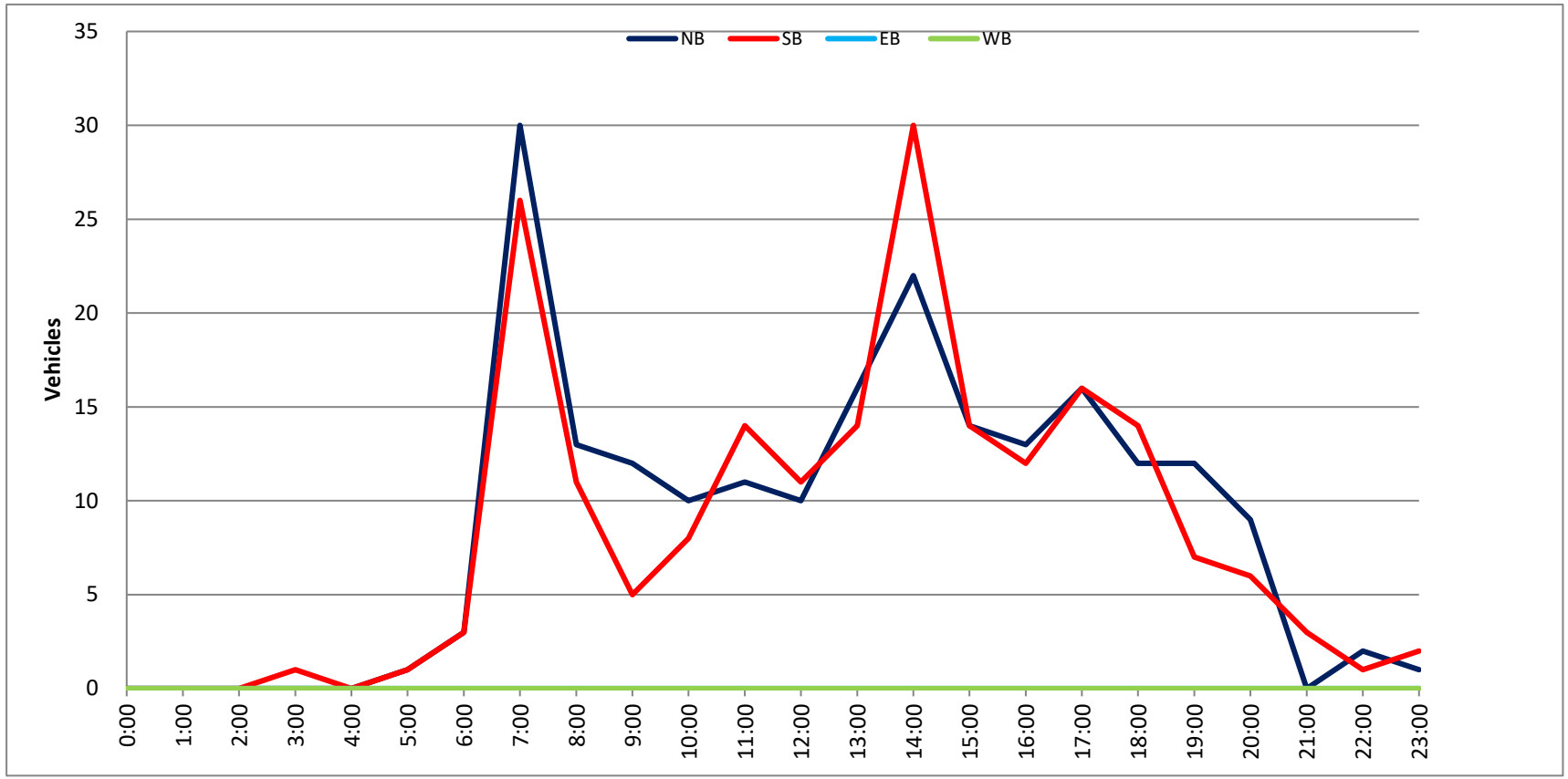

Prepared by National Data & Surveying Services

SPEED

S Griffith Park Dr Bet. W Verdugo Ave & W Oak St

Day: Wednesday
Date: 2/2/2022

City: Burbank
Project #: CA22_020022_023n

North Bound

Time	< 15	15 - 19	20 - 24	25 - 29	30 - 34	35 - 39	40 - 44	45 - 49	50 - 54	55 - 59	60 - 64	65 - 69	70 +	Total
0:00 AM	0	0	0	0	0	0	0	0	0	0	0	0	0	0
0:15	0	0	0	0	0	0	0	0	0	0	0	0	0	0
0:30	0	0	0	0	0	0	0	0	0	0	0	0	0	0
0:45	0	0	0	0	0	0	0	0	0	0	0	0	0	0
1:00	0	0	0	0	0	0	0	0	0	0	0	0	0	0
1:15	0	0	0	0	1	0	0	0	0	0	0	0	0	1
1:30	0	0	0	0	0	0	0	0	0	0	0	0	0	0
1:45	0	0	0	0	0	0	0	0	0	0	0	0	0	0
2:00	0	0	0	0	0	0	0	0	0	0	0	0	0	0
2:15	0	0	0	0	0	0	0	0	0	0	0	0	0	0
2:30	0	0	0	0	0	0	0	0	0	0	0	0	0	0
2:45	0	0	0	0	0	0	0	0	0	0	0	0	0	0
3:00	0	0	0	0	0	0	0	0	0	0	0	0	0	0
3:15	0	0	0	0	0	0	0	0	0	0	0	0	0	0
3:30	0	0	0	0	0	0	0	0	0	0	0	0	0	0
3:45	0	0	0	0	0	0	0	0	0	0	0	0	0	0
4:00	0	0	0	0	0	0	0	0	0	0	0	0	0	0
4:15	0	1	0	0	0	0	0	0	0	0	0	0	0	1
4:30	0	0	0	0	0	0	0	0	0	0	0	0	0	0
4:45	0	0	0	0	0	0	0	0	0	0	0	0	0	0
5:00	0	0	0	0	0	0	0	0	0	0	0	0	0	0
5:15	1	0	0	0	0	0	0	0	0	0	0	0	0	1
5:30	0	0	0	0	0	0	0	0	0	0	0	0	0	0
5:45	0	0	1	0	0	0	0	0	0	0	0	0	0	1
6:00	0	0	0	0	0	0	0	0	0	0	0	0	0	0
6:15	0	1	0	0	0	1	0	0	0	0	0	0	0	2
6:30	0	0	0	1	0	0	0	0	0	0	0	0	0	1
6:45	0	0	1	0	0	0	0	0	0	0	0	0	0	1
7:00	0	0	2	0	0	0	0	0	0	0	0	0	0	2
7:15	0	1	0	0	0	0	1	0	0	0	0	0	0	2
7:30	0	0	0	1	2	0	0	0	0	0	0	0	0	3
7:45	1	1	4	9	2	0	0	0	0	0	0	0	0	17
8:00	0	0	0	1	0	0	0	0	0	0	0	0	0	1
8:15	0	0	1	2	0	1	0	0	0	0	0	0	0	4
8:30	0	0	0	1	1	0	0	0	0	0	0	0	0	2
8:45	0	0	0	1	1	0	0	0	0	0	0	0	0	2
9:00	1	0	0	1	0	0	0	0	0	0	0	0	0	2
9:15	0	1	1	1	0	1	0	0	0	0	0	0	0	4
9:30	0	0	1	1	0	0	0	0	0	0	0	0	0	2
9:45	1	0	1	1	1	0	0	0	0	0	0	0	0	4
10:00	0	0	2	0	0	0	0	0	0	0	0	0	0	2
10:15	0	1	3	2	0	0	0	0	0	0	0	0	0	6
10:30	0	0	0	1	0	0	0	0	0	0	0	0	0	1
10:45	1	0	2	0	0	0	0	0	0	0	0	0	0	3
11:00	0	1	0	3	2	0	0	0	0	0	0	0	0	6
11:15	1	0	0	0	1	0	0	0	0	0	0	0	0	2
11:30	1	1	0	1	0	0	0	0	0	0	0	0	0	3
11:45	0	1	2	0	1	0	0	0	0	0	0	0	0	4
12:00 PM	0	2	1	1	3	0	0	0	0	0	0	0	0	7
12:15	0	1	2	1	1	1	0	0	0	0	0	0	0	6
12:30	0	0	0	1	1	0	1	0	0	0	0	0	0	3
12:45	0	1	0	0	0	0	0	0	0	0	0	0	0	1
13:00	1	0	1	0	0	0	0	0	0	0	0	0	0	2
13:15	1	1	1	1	0	0	0	0	0	0	0	0	0	4
13:30	0	1	1	0	0	0	0	0	0	0	0	0	0	2
13:45	0	0	1	0	0	0	0	0	0	0	0	0	0	1
14:00	0	2	2	0	0	1	0	0	0	0	0	0	0	5
14:15	0	0	2	0	0	0	0	0	0	0	0	0	0	2
14:30	1	0	0	0	2	0	0	0	0	0	0	0	0	3
14:45	0	0	0	1	2	1	0	0	0	0	0	0	0	4
15:00	1	1	3	8	7	0	0	0	0	0	0	0	0	20
15:15	0	0	1	3	1	0	0	0	0	0	0	0	0	5
15:30	0	0	0	0	0	0	0	0	0	0	0	0	0	0
15:45	0	0	0	2	0	0	0	0	0	0	0	0	0	2
16:00	0	0	2	1	2	0	0	0	0	0	0	0	0	5
16:15	0	0	1	2	0	0	0	0	0	0	0	0	0	3
16:30	1	0	1	1	0	0	0	0	0	0	0	0	0	3
16:45	0	0	2	2	0	0	0	0	0	0	0	0	0	4
17:00	1	1	1	0	0	0	0	0	0	0	0	0	0	3
17:15	1	1	0	0	1	0	0	0	0	0	0	0	0	3
17:30	0	2	1	2	0	0	0	0	0	0	0	0	0	5
17:45	0	1	1	2	1	1	0	0	0	0	0	0	0	6
18:00	0	0	1	0	0	0	0	0	0	0	0	0	0	1
18:15	0	0	1	1	0	0	0	0	0	0	0	0	0	2
18:30	0	1	0	0	0	0	0	0	0	0	0	0	0	1
18:45	0	1	1	1	1	1	0	0	0	0	0	0	0	5
19:00	0	0	1	0	0	0	0	0	0	0	0	0	0	1
19:15	0	0	0	1	0	0	0	0	0	0	0	0	0	1
19:30	0	0	1	0	0	0	0	0	0	0	0	0	0	1
19:45	0	0	0	0	1	0	0	0	0	0	0	0	0	1
20:00	0	1	2	2	0	0	0	0	0	0	0	0	0	5
20:15	0	0	0	0	0	0	0	0	0	0	0	0	0	0
20:30	0	0	0	0	0	0	0	0	0	0	0	0	0	0
20:45	0	0	0	0	0	0	0	0	0	0	0	0	0	0
21:00	0	0	1	0	0	0	0	0	0	0	0	0	0	1
21:15	0	0	0	0	1	0	0	0	0	0	0	0	0	1
21:30	0	0	1	1	0	0	0	0	0	0	0	0	0	2
21:45	0	0	0	0	0	0	0	0	0	0	0	0	0	0
22:00	0	0	0	0	0	0	0	0	0	0	0	0	0	0
22:15	1	0	0	0	0	0	0	0	0	0	0	0	0	1
22:30	0	0	0	0	0	0	0	0	0	0	0	0	0	0
22:45	0	0	0	0	0	0	0	0	0	0	0	0	0	0
23:00	0	0	0	0	0	0	0	0	0	0	0	0	0	0
23:15	0	0	0	0	0	0	0	0	0	0	0	0	0	0
23:30	0	0	0	0	0	0	0	0	0	0	0	0	0	0
23:45	0	0	0	0	0	0	0	0	0	0	0	0	0	0
Totals	15	26	54	61	36	8	2							202
% of Totals	7%	13%	27%	30%	18%	4%	1%							100%

AM Volumes	7	9	21	27	12	3	1	0	0	0	0	0	0	80
% AM	3%	4%	10%	13%	6%	1%	0%							40%
AM Peak Hour	10:45	11:30	9:30	7:30	11:45	5:30	6:30							7:30
Volume	3	5	7	13	6	1	1							25
PM Volumes	8	17	33	34	24	5	1	0	0	0	0	0	0	122
% PM	4%	8%	16%	17%	12%	2%	0%							60%
PM Peak Hour	16:30	17:00	13:30	15:00	14:30	14:00	12:00							14:30
Volume	3	5	6	13	12	2	1							32

Directional Peak Periods	AM 7-9			NOON 12-2			PM 4-6			Off Peak Volumes		
All Classes	Volume	↔	%	Volume	↔	%	Volume	↔	%	Volume	↔	%
	33	↔	16%	26	↔	13%	32	↔	16%	111	↔	55%

Street Name	Direction	Percentiles					
		15th	50th	Average	85th	95th	ADT
S Griffith Park Dr	North Bound	18	25	25	32	35	202
S Griffith Park Dr	South Bound	17	24	24	31	35	196

Prepared by National Data & Surveying Services

SPEED

S Griffith Park Dr Bet. W Verdugo Ave & W Oak St

Day: Wednesday
Date: 2/2/2022

City: Burbank
Project #: CA22_020022_023s

South Bound

Time	< 15	15 - 19	20 - 24	25 - 29	30 - 34	35 - 39	40 - 44	45 - 49	50 - 54	55 - 59	60 - 64	65 - 69	70 +	Total
0:00 AM	0	0	0	0	0	0	0	0	0	0	0	0	0	0
0:15	0	0	0	0	0	0	0	0	0	0	0	0	0	0
0:30	0	0	0	0	0	0	0	0	0	0	0	0	0	0
0:45	0	0	0	0	0	0	0	0	0	0	0	0	0	0
1:00	0	0	0	0	0	0	0	0	0	0	0	0	0	0
1:15	0	0	0	0	0	0	0	0	0	0	0	0	0	0
1:30	0	0	0	0	0	0	0	0	0	0	0	0	0	0
1:45	0	0	0	0	0	0	0	0	0	0	0	0	0	0
2:00	0	0	0	0	0	0	0	0	0	0	0	0	0	0
2:15	0	0	0	0	0	0	0	0	0	0	0	0	0	0
2:30	0	0	0	0	0	0	0	0	0	0	0	0	0	0
2:45	0	0	0	0	0	0	0	0	0	0	0	0	0	0
3:00	0	0	0	0	0	0	0	0	0	0	0	0	0	0
3:15	0	0	0	0	0	0	0	0	0	0	0	0	0	0
3:30	0	0	1	0	0	0	0	0	0	0	0	0	0	1
3:45	0	0	0	0	0	0	0	0	0	0	0	0	0	0
4:00	0	0	0	0	0	0	0	0	0	0	0	0	0	0
4:15	0	0	0	0	0	0	0	0	0	0	0	0	0	0
4:30	0	0	0	0	0	0	0	0	0	0	0	0	0	0
4:45	1	0	0	0	0	0	0	0	0	0	0	0	0	1
5:00	0	0	0	0	0	0	0	0	0	0	0	0	0	0
5:15	0	0	1	0	0	0	0	0	0	0	0	0	0	1
5:30	0	0	0	1	0	0	0	0	0	0	0	0	0	1
5:45	0	0	0	0	0	0	0	0	0	0	0	0	0	0
6:00	0	0	1	0	0	0	0	0	0	0	0	0	0	1
6:15	0	0	0	0	0	0	0	0	0	0	0	0	0	0
6:30	0	0	0	0	0	0	0	0	0	0	0	0	0	0
6:45	0	0	0	0	1	0	0	0	0	0	0	0	0	1
7:00	1	0	0	0	1	0	0	0	0	0	0	0	0	2
7:15	0	2	0	0	0	0	0	0	0	0	0	0	0	2
7:30	2	2	3	3	0	0	0	0	0	0	0	0	0	10
7:45	0	3	3	4	2	0	0	0	0	0	0	0	0	12
8:00	0	0	2	0	0	0	0	0	0	0	0	0	0	2
8:15	1	0	1	0	0	1	0	0	0	0	0	0	0	3
8:30	0	1	1	1	1	0	0	0	0	0	0	0	0	4
8:45	0	2	1	1	0	0	0	0	0	0	0	0	0	4
9:00	0	0	1	1	1	0	0	0	0	0	0	0	0	3
9:15	1	1	1	1	1	0	0	0	0	0	0	0	0	5
9:30	0	0	1	2	0	0	0	0	0	0	0	0	0	3
9:45	0	1	0	0	0	0	0	0	0	0	0	0	0	1
10:00	0	0	1	0	0	0	0	0	0	0	0	0	0	1
10:15	0	0	1	0	0	0	0	0	0	0	0	0	0	1
10:30	0	1	1	1	0	0	0	0	0	0	0	0	0	3
10:45	0	0	0	0	0	0	0	0	0	0	0	0	0	0
11:00	0	0	0	2	0	0	0	0	0	0	0	0	0	2
11:15	0	2	0	0	0	0	0	0	0	0	0	0	0	2
11:30	0	2	3	1	0	0	0	0	0	0	0	0	0	6
11:45	1	1	0	1	1	0	0	0	0	0	0	0	0	4
12:00 PM	0	0	0	2	0	0	0	0	0	0	0	0	0	2
12:15	0	0	1	2	0	0	0	0	0	0	0	0	0	3
12:30	0	0	1	0	0	0	0	0	0	0	0	0	0	1
12:45	1	1	0	1	2	0	1	0	0	0	0	0	0	6
13:00	2	0	1	0	1	0	0	0	0	0	0	0	0	4
13:15	0	1	1	0	1	0	0	0	0	0	0	0	0	3
13:30	0	1	2	0	0	0	0	0	0	0	0	0	0	3
13:45	0	0	1	1	0	0	0	0	0	0	0	0	0	2
14:00	0	1	1	1	0	0	0	0	0	0	0	0	0	3
14:15	2	2	0	1	0	0	0	0	0	0	0	0	0	5
14:30	0	1	1	3	2	0	0	0	0	0	0	0	0	7
14:45	0	0	1	5	2	0	0	0	0	0	0	0	0	8
15:00	0	1	0	3	4	1	0	0	0	0	0	0	0	9
15:15	0	0	1	1	0	0	0	0	0	0	0	0	0	2
15:30	0	1	1	0	0	0	0	0	0	0	0	0	0	2
15:45	0	0	0	1	2	0	0	0	0	0	0	0	0	3
16:00	0	1	0	0	0	0	0	0	0	0	0	0	0	1
16:15	1	1	1	2	1	0	0	0	0	0	0	0	0	6
16:30	0	0	0	0	0	0	0	0	0	0	0	0	0	0
16:45	0	0	0	0	0	0	0	0	0	0	0	0	0	0
17:00	0	2	1	1	1	0	0	0	0	0	0	0	0	5
17:15	2	0	0	1	1	1	0	0	0	0	0	0	0	5
17:30	0	0	3	1	1	0	0	0	0	0	0	0	0	5
17:45	0	0	1	2	0	0	1	0	0	0	0	0	0	4
18:00	2	0	1	1	0	0	0	0	0	0	0	0	0	4
18:15	0	0	0	1	0	1	0	0	0	0	0	0	0	2
18:30	0	0	0	0	0	0	0	0	0	0	0	0	0	0
18:45	0	1	1	2	0	0	0	0	0	0	0	0	0	4
19:00	1	0	2	1	0	0	0	0	0	0	0	0	0	4
19:15	0	1	2	3	0	0	0	0	0	0	0	0	0	6
19:30	0	0	0	1	0	0	0	0	0	0	0	0	0	1
19:45	0	0	1	0	0	0	0	0	0	0	0	0	0	1
20:00	0	0	1	0	0	1	0	0	0	0	0	0	0	2
20:15	0	0	0	0	0	0	0	0	0	0	0	0	0	0
20:30	0	0	0	0	0	0	0	0	0	0	0	0	0	0
20:45	0	0	1	0	0	0	0	0	0	0	0	0	0	1
21:00	1	0	1	0	0	0	0	0	0	0	0	0	0	2
21:15	0	0	0	0	0	0	0	0	0	0	0	0	0	0
21:30	0	0	1	0	0	0	0	0	0	0	0	0	0	1
21:45	0	0	0	0	0	0	0	0	0	0	0	0	0	0
22:00	0	0	1	0	0	0	0	0	0	0	0	0	0	1
22:15	0	0	0	1	0	0	1	0	0	0	0	0	0	2
22:30	0	0	0	0	0	0	0	0	0	0	0	0	0	0
22:45	0	0	0	0	0	0	0	0	0	0	0	0	0	0
23:00	0	0	0	0	0	0	0	0	0	0	0	0	0	0
23:15	0	0	0	0	0	0	0	0	0	0	0	0	0	0
23:30	0	0	0	0	0	0	0	0	0	0	0	0	0	0
23:45	0	0	0	0	0	0	0	0	0	0	0	0	0	0
Totals	19	33	53	57	26	5	3							196
% of Totals	10%	17%	27%	29%	13%	3%	2%							100%

AM Volumes	7	18	23	19	8	1	0	0	0	0	0	0	0	76
% AM	4%	9%	12%	10%	4%	1%								39%
AM Peak Hour	6:45	7:00	7:30	7:00	7:00	7:30								7:30
Volume	3	7	9	7	3	1								27
PM Volumes	12	15	30	38	18	4	3	0	0	0	0	0	0	120
% PM	6%	8%	15%	19%	9%	2%	2%							61%
PM Peak Hour	17:15	13:30	13:00	14:15	14:15	14:15	12:00							14:15
Volume	4	4	5	12	8	1	1							29

Directional Peak Periods	AM 7-9			NOON 12-2			PM 4-6			Off Peak Volumes		
All Classes	Volume	⟷	%	Volume	⟷	%	Volume	⟷	%	Volume	⟷	%
	39		20%	24		12%	26		13%	107		55%

Street Name	Direction	Percentiles					
		15th	50th	Average	85th	95th	ADT
S Griffith Park Dr	North Bound	18	25	25	32	35	202
S Griffith Park Dr	South Bound	17	24	24	31	35	196

Prepared by National Data & Surveying Services

SPEED

S Griffith Park Dr Bet. W Verdugo Ave & W Oak St

Day: Wednesday
Date: 2/2/2022

City: Burbank
Project #: CA22_020022_023

Summary

Time	< 15	15 - 19	20 - 24	25 - 29	30 - 34	35 - 39	40 - 44	45 - 49	50 - 54	55 - 59	60 - 64	65 - 69	70 +	Total
0:00 AM	0	0	0	0	0	0	0	0	0	0	0	0	0	0
0:15	0	0	0	0	0	0	0	0	0	0	0	0	0	0
0:30	0	0	0	0	0	0	0	0	0	0	0	0	0	0
0:45	0	0	0	0	0	0	0	0	0	0	0	0	0	0
1:00	0	0	0	0	0	0	0	0	0	0	0	0	0	0
1:15	0	0	0	0	1	0	0	0	0	0	0	0	0	1
1:30	0	0	0	0	0	0	0	0	0	0	0	0	0	0
1:45	0	0	0	0	0	0	0	0	0	0	0	0	0	0
2:00	0	0	0	0	0	0	0	0	0	0	0	0	0	0
2:15	0	0	0	0	0	0	0	0	0	0	0	0	0	0
2:30	0	0	0	0	0	0	0	0	0	0	0	0	0	0
2:45	0	0	0	0	0	0	0	0	0	0	0	0	0	0
3:00	0	0	0	0	0	0	0	0	0	0	0	0	0	0
3:15	0	0	0	0	0	0	0	0	0	0	0	0	0	0
3:30	0	0	1	0	0	0	0	0	0	0	0	0	0	1
3:45	0	0	0	0	0	0	0	0	0	0	0	0	0	0
4:00	0	0	0	0	0	0	0	0	0	0	0	0	0	0
4:15	0	1	0	0	0	0	0	0	0	0	0	0	0	1
4:30	0	0	0	0	0	0	0	0	0	0	0	0	0	0
4:45	1	0	0	0	0	0	0	0	0	0	0	0	0	1
5:00	0	0	0	0	0	0	0	0	0	0	0	0	0	0
5:15	1	0	1	0	0	0	0	0	0	0	0	0	0	2
5:30	0	0	0	1	0	0	0	0	0	0	0	0	0	1
5:45	0	0	1	0	0	0	0	0	0	0	0	0	0	1
6:00	0	0	1	0	0	0	0	0	0	0	0	0	0	1
6:15	0	1	0	0	0	1	0	0	0	0	0	0	0	2
6:30	0	0	0	1	0	0	0	0	0	0	0	0	0	1
6:45	0	0	1	0	1	0	0	0	0	0	0	0	0	2
7:00	1	0	2	0	1	0	0	0	0	0	0	0	0	4
7:15	0	3	0	0	0	0	1	0	0	0	0	0	0	4
7:30	2	2	3	4	2	0	0	0	0	0	0	0	0	13
7:45	1	4	7	13	4	0	0	0	0	0	0	0	0	29
8:00	0	0	2	1	0	0	0	0	0	0	0	0	0	3
8:15	1	0	2	2	0	2	0	0	0	0	0	0	0	7
8:30	0	1	1	2	2	0	0	0	0	0	0	0	0	6
8:45	0	2	1	2	1	0	0	0	0	0	0	0	0	6
9:00	1	0	1	2	1	0	0	0	0	0	0	0	0	5
9:15	1	2	2	2	1	1	0	0	0	0	0	0	0	9
9:30	0	0	2	3	0	0	0	0	0	0	0	0	0	5
9:45	1	1	1	1	1	0	0	0	0	0	0	0	0	5
10:00	0	0	3	0	0	0	0	0	0	0	0	0	0	3
10:15	0	1	4	2	0	0	0	0	0	0	0	0	0	7
10:30	0	1	1	2	0	0	0	0	0	0	0	0	0	4
10:45	1	0	2	0	0	0	0	0	0	0	0	0	0	3
11:00	0	1	0	5	2	0	0	0	0	0	0	0	0	8
11:15	1	2	0	0	1	0	0	0	0	0	0	0	0	4
11:30	1	3	3	2	0	0	0	0	0	0	0	0	0	9
11:45	1	2	2	1	2	0	0	0	0	0	0	0	0	8
12:00 PM	0	2	1	3	3	0	0	0	0	0	0	0	0	9
12:15	0	1	3	3	1	1	0	0	0	0	0	0	0	9
12:30	0	0	1	1	1	0	1	0	0	0	0	0	0	4
12:45	1	2	0	1	2	0	1	0	0	0	0	0	0	7
13:00	3	0	2	0	1	0	0	0	0	0	0	0	0	6
13:15	1	2	2	1	1	0	0	0	0	0	0	0	0	7
13:30	0	2	3	0	0	0	0	0	0	0	0	0	0	5
13:45	0	0	2	1	0	0	0	0	0	0	0	0	0	3
14:00	0	3	3	1	0	1	0	0	0	0	0	0	0	8
14:15	2	2	2	1	0	0	0	0	0	0	0	0	0	7
14:30	1	1	1	3	4	0	0	0	0	0	0	0	0	10
14:45	0	0	1	6	4	1	0	0	0	0	0	0	0	12
15:00	1	2	3	11	11	1	0	0	0	0	0	0	0	29
15:15	0	0	2	4	1	0	0	0	0	0	0	0	0	7
15:30	0	1	1	0	0	0	0	0	0	0	0	0	0	2
15:45	0	0	0	3	2	0	0	0	0	0	0	0	0	5
16:00	0	1	2	1	2	0	0	0	0	0	0	0	0	6
16:15	1	1	2	4	1	0	0	0	0	0	0	0	0	9
16:30	1	0	1	1	0	0	0	0	0	0	0	0	0	3
16:45	0	0	2	2	0	0	0	0	0	0	0	0	0	4
17:00	1	3	2	1	1	0	0	0	0	0	0	0	0	8
17:15	3	1	0	1	2	1	0	0	0	0	0	0	0	8
17:30	0	2	4	3	1	0	0	0	0	0	0	0	0	10
17:45	0	1	2	4	1	1	1	0	0	0	0	0	0	10
18:00	2	0	2	1	0	0	0	0	0	0	0	0	0	5
18:15	0	0	1	2	0	1	0	0	0	0	0	0	0	4
18:30	0	1	0	0	0	0	0	0	0	0	0	0	0	1
18:45	0	2	2	3	1	1	0	0	0	0	0	0	0	9
19:00	1	0	3	1	0	0	0	0	0	0	0	0	0	5
19:15	0	1	2	4	0	0	0	0	0	0	0	0	0	7
19:30	0	0	1	1	0	0	0	0	0	0	0	0	0	2
19:45	0	0	1	0	1	0	0	0	0	0	0	0	0	2
20:00	0	1	3	2	0	1	0	0	0	0	0	0	0	7
20:15	0	0	0	0	0	0	0	0	0	0	0	0	0	0
20:30	0	0	0	0	0	0	0	0	0	0	0	0	0	0
20:45	0	0	1	0	0	0	0	0	0	0	0	0	0	1
21:00	1	0	2	0	0	0	0	0	0	0	0	0	0	3
21:15	0	0	0	0	1	0	0	0	0	0	0	0	0	1
21:30	0	0	2	1	0	0	0	0	0	0	0	0	0	3
21:45	0	0	0	0	0	0	0	0	0	0	0	0	0	0
22:00	0	0	1	0	0	0	0	0	0	0	0	0	0	1
22:15	1	0	0	1	0	0	1	0	0	0	0	0	0	3
22:30	0	0	0	0	0	0	0	0	0	0	0	0	0	0
22:45	0	0	0	0	0	0	0	0	0	0	0	0	0	0
23:00	0	0	0	0	0	0	0	0	0	0	0	0	0	0
23:15	0	0	0	0	0	0	0	0	0	0	0	0	0	0
23:30	0	0	0	0	0	0	0	0	0	0	0	0	0	0
23:45	0	0	0	0	0	0	0	0	0	0	0	0	0	0
Totals	34	59	107	118	62	13	5							398
% of Totals	9%	15%	27%	30%	16%	3%	1%							100%

AM Volumes	14	27	44	46	20	4	1	0	0	0	0	0	0	156
% AM	4%	7%	11%	12%	5%	1%	0%							39%
AM Peak Hour	7:00	7:00	7:30	7:30	7:00	7:30	6:30							7:30
Volume	4	9	14	20	7	2	1							52
PM Volumes	20	32	63	72	42	9	4	0	0	0	0	0	0	242
% PM	5%	8%	16%	18%	11%	2%	1%							61%
PM Peak Hour	12:30	13:15	13:15	14:30	14:30	14:00	12:00							14:15
Volume	5	7	10	24	20	2	2							58

Directional Peak Periods	AM 7-9			NOON 12-2			PM 4-6			Off Peak Volumes		
All Classes	Volume	⟷	%	Volume	⟷	%	Volume	⟷	%	Volume	⟷	%
	72	⟷	18%	50	⟷	13%	58	⟷	15%	218	⟷	55%

Street Name	Direction	Percentiles					
		15th	50th	Average	85th	95th	ADT
S Griffith Park Dr	Summary	17	25	24	32	35	398

Prepared by National Data & Surveying Services

SPEED

S Griffith Park Dr Bet. W Verdugo Ave & W Oak St

Day: Wednesday
Date: 2/2/2022

City: Burbank
Project #: CA22_020022_023n

North Bound

Time	< 15	15 - 19	20 - 24	25 - 29	30 - 34	35 - 39	40 - 44	45 - 49	50 - 54	55 - 59	60 - 64	65 - 69	70 +	Total
0:00 AM	0	0	0	0	0	0	0	0	0	0	0	0	0	0
1:00	0	0	0	0	1	0	0	0	0	0	0	0	0	1
2:00	0	0	0	0	0	0	0	0	0	0	0	0	0	0
3:00	0	0	0	0	0	0	0	0	0	0	0	0	0	0
4:00	0	1	0	0	0	0	0	0	0	0	0	0	0	1
5:00	1	0	1	0	0	0	0	0	0	0	0	0	0	2
6:00	0	1	1	1	0	1	0	0	0	0	0	0	0	4
7:00	1	2	6	10	4	0	1	0	0	0	0	0	0	24
8:00	0	0	1	5	2	1	0	0	0	0	0	0	0	9
9:00	2	1	3	4	1	1	0	0	0	0	0	0	0	12
10:00	1	1	7	3	0	0	0	0	0	0	0	0	0	12
11:00	2	3	2	4	4	0	0	0	0	0	0	0	0	15
12:00 PM	0	4	3	3	5	1	1	0	0	0	0	0	0	17
13:00	2	2	4	1	0	0	0	0	0	0	0	0	0	9
14:00	1	2	4	1	4	2	0	0	0	0	0	0	0	14
15:00	1	1	4	13	8	0	0	0	0	0	0	0	0	27
16:00	1	0	6	6	2	0	0	0	0	0	0	0	0	15
17:00	2	5	3	4	2	1	0	0	0	0	0	0	0	17
18:00	0	2	3	2	1	1	0	0	0	0	0	0	0	9
19:00	0	0	2	1	1	0	0	0	0	0	0	0	0	4
20:00	0	1	2	2	0	0	0	0	0	0	0	0	0	5
21:00	0	0	2	1	1	0	0	0	0	0	0	0	0	4
22:00	1	0	0	0	0	0	0	0	0	0	0	0	0	1
23:00	0	0	0	0	0	0	0	0	0	0	0	0	0	0
Totals	15	26	54	61	36	8	2							202
% of Totals	7%	13%	27%	30%	18%	4%	1%							100%

AM Volumes	7	9	21	27	12	3	1	0	0	0	0	0	0	80
% AM	3%	4%	10%	13%	6%	1%	0%							40%
AM Peak Hour	9:00	11:00	10:00	7:00	7:00	6:00	7:00							7:00
Volume	2	3	7	10	4	1	1							24
PM Volumes	8	17	33	34	24	5	1	0	0	0	0	0	0	122
% PM	4%	8%	16%	17%	12%	2%	0%							60%
PM Peak Hour	13:00	17:00	16:00	15:00	15:00	14:00	12:00							15:00
Volume	2	5	6	13	8	2	1							27

Directional Peak Periods	AM 7-9			NOON 12-2			PM 4-6			Off Peak Volumes		
All Speeds	Volume		%	Volume		%	Volume		%	Volume		%
	33	↔	16%	26	↔	13%	32	↔	16%	111	↔	55%

Street Name	Direction	Percentiles					
		15th	50th	Average	85th	95th	ADT
S Griffith Park Dr	North Bound	18	25	25	32	35	202
S Griffith Park Dr	South Bound	17	24	24	31	35	196

Prepared by National Data & Surveying Services

SPEED

S Griffith Park Dr Bet. W Verdugo Ave & W Oak St

Day: Wednesday
Date: 2/2/2022

City: Burbank
Project #: CA22_020022_023s

South Bound

Time	< 15	15 - 19	20 - 24	25 - 29	30 - 34	35 - 39	40 - 44	45 - 49	50 - 54	55 - 59	60 - 64	65 - 69	70 +	Total
0:00 AM	0	0	0	0	0	0	0	0	0	0	0	0	0	0
1:00	0	0	0	0	0	0	0	0	0	0	0	0	0	0
2:00	0	0	0	0	0	0	0	0	0	0	0	0	0	0
3:00	0	0	1	0	0	0	0	0	0	0	0	0	0	1
4:00	1	0	0	0	0	0	0	0	0	0	0	0	0	1
5:00	0	0	1	1	0	0	0	0	0	0	0	0	0	2
6:00	0	0	1	0	1	0	0	0	0	0	0	0	0	2
7:00	3	7	6	7	3	0	0	0	0	0	0	0	0	26
8:00	1	3	5	2	1	1	0	0	0	0	0	0	0	13
9:00	1	2	3	4	2	0	0	0	0	0	0	0	0	12
10:00	0	1	3	1	0	0	0	0	0	0	0	0	0	5
11:00	1	5	3	4	1	0	0	0	0	0	0	0	0	14
12:00 PM	1	1	2	5	2	0	1	0	0	0	0	0	0	12
13:00	2	2	5	1	2	0	0	0	0	0	0	0	0	12
14:00	2	4	3	10	4	0	0	0	0	0	0	0	0	23
15:00	0	2	2	5	6	1	0	0	0	0	0	0	0	16
16:00	1	2	1	2	1	0	0	0	0	0	0	0	0	7
17:00	2	2	5	5	3	1	1	0	0	0	0	0	0	19
18:00	2	1	2	4	0	1	0	0	0	0	0	0	0	10
19:00	1	1	5	5	0	0	0	0	0	0	0	0	0	12
20:00	0	0	2	0	0	1	0	0	0	0	0	0	0	3
21:00	1	0	2	0	0	0	0	0	0	0	0	0	0	3
22:00	0	0	1	1	0	0	1	0	0	0	0	0	0	3
23:00	0	0	0	0	0	0	0	0	0	0	0	0	0	0
Totals	19	33	53	57	26	5	3							196
% of Totals	10%	17%	27%	29%	13%	3%	2%							100%

AM Volumes	7	18	23	19	8	1	0	0	0	0	0	0	0	76
% AM	4%	9%	12%	10%	4%	1%								39%
AM Peak Hour	7:00	7:00	7:00	7:00	7:00	8:00								7:00
Volume	3	7	6	7	3	1								26
PM Volumes	12	15	30	38	18	4	3	0	0	0	0	0	0	120
% PM	6%	8%	15%	19%	9%	2%	2%							61%
PM Peak Hour	13:00	14:00	13:00	14:00	15:00	15:00	12:00							14:00
Volume	2	4	5	10	6	1	1							23

Directional Peak Periods	AM 7-9			NOON 12-2			PM 4-6			Off Peak Volumes		
All Speeds	Volume		%	Volume		%	Volume		%	Volume		%
	39	↔	20%	24	↔	12%	26	↔	13%	107	↔	55%

Street Name	Direction	Percentiles					
		15th	50th	Average	85th	95th	ADT
S Griffith Park Dr	North Bound	18	25	25	32	35	202
S Griffith Park Dr	South Bound	17	24	24	31	35	196

Prepared by National Data & Surveying Services

SPEED

S Griffith Park Dr Bet. W Verdugo Ave & W Oak St

Day: Wednesday
Date: 2/2/2022

City: Burbank
Project #: CA22_020022_023

Summary

Time	< 15	15 - 19	20 - 24	25 - 29	30 - 34	35 - 39	40 - 44	45 - 49	50 - 54	55 - 59	60 - 64	65 - 69	70 +	Total
0:00 AM	0	0	0	0	0	0	0	0	0	0	0	0	0	0
1:00	0	0	0	0	1	0	0	0	0	0	0	0	0	1
2:00	0	0	0	0	0	0	0	0	0	0	0	0	0	0
3:00	0	0	1	0	0	0	0	0	0	0	0	0	0	1
4:00	1	1	0	0	0	0	0	0	0	0	0	0	0	2
5:00	1	0	2	1	0	0	0	0	0	0	0	0	0	4
6:00	0	1	2	1	1	1	0	0	0	0	0	0	0	6
7:00	4	9	12	17	7	0	1	0	0	0	0	0	0	50
8:00	1	3	6	7	3	2	0	0	0	0	0	0	0	22
9:00	3	3	6	8	3	1	0	0	0	0	0	0	0	24
10:00	1	2	10	4	0	0	0	0	0	0	0	0	0	17
11:00	3	8	5	8	5	0	0	0	0	0	0	0	0	29
12:00 PM	1	5	5	8	7	1	2	0	0	0	0	0	0	29
13:00	4	4	9	2	2	0	0	0	0	0	0	0	0	21
14:00	3	6	7	11	8	2	0	0	0	0	0	0	0	37
15:00	1	3	6	18	14	1	0	0	0	0	0	0	0	43
16:00	2	2	7	8	3	0	0	0	0	0	0	0	0	22
17:00	4	7	8	9	5	2	1	0	0	0	0	0	0	36
18:00	2	3	5	6	1	2	0	0	0	0	0	0	0	19
19:00	1	1	7	6	1	0	0	0	0	0	0	0	0	16
20:00	0	1	4	2	0	1	0	0	0	0	0	0	0	8
21:00	1	0	4	1	1	0	0	0	0	0	0	0	0	7
22:00	1	0	1	1	0	0	1	0	0	0	0	0	0	4
23:00	0	0	0	0	0	0	0	0	0	0	0	0	0	0
Totals	34	59	107	118	62	13	5							398
% of Totals	9%	15%	27%	30%	16%	3%	1%							100%

AM Volumes	14	27	44	46	20	4	1	0	0	0	0	0	0	156
% AM	4%	7%	11%	12%	5%	1%	0%							39%
AM Peak Hour	7:00	7:00	7:00	7:00	7:00	8:00	7:00							7:00
Volume	4	9	12	17	7	2	1							50
PM Volumes	20	32	63	72	42	9	4	0	0	0	0	0	0	242
% PM	5%	8%	16%	18%	11%	2%	1%							61%
PM Peak Hour	13:00	17:00	13:00	15:00	15:00	14:00	12:00							15:00
Volume	4	7	9	18	14	2	2							43

Directional Peak Periods	AM 7-9			NOON 12-2			PM 4-6			Off Peak Volumes		
All Speeds	Volume		%	Volume		%	Volume		%	Volume		%
	72	↔	18%	50	↔	13%	58	↔	15%	218	↔	55%

Street Name	Direction	Percentiles					
		15th	50th	Average	85th	95th	ADT
S Griffith Park Dr	Summary	17	25	24	32	35	398

Prepared by NDS/ATD

Prepared by National Data & Surveying Services

VOLUME

S Griffith Park Dr Bet. W Verdugo Ave & W Oak St

Day: Wednesday
Date: 2/2/2022

City: Burbank
Project #: CA22_020022_023

DAILY TOTALS	NB	SB	EB	WB	Total
	202	196	0	0	398

AM Period	NB		SB		EB	WB	TOTAL		PM Period	NB		SB		EB	WB	TOTAL	
0:00	0		0		0	0			12:00	7		2		0	0	9	
0:15	0		0		0	0			12:15	6		3		0	0	9	
0:30	0		0		0	0			12:30	3		1		0	0	4	
0:45	0		0		0	0			12:45	1	17	6	12	0	0	7	29
1:00	0		0		0	0			13:00	2		4		0	0	6	
1:15	1		0		0	0	1		13:15	4		3		0	0	7	
1:30	0		0		0	0			13:30	2		3		0	0	5	
1:45	0	1	0		0	0		1	13:45	1	9	2	12	0	0	3	21
2:00	0		0		0	0			14:00	5		3		0	0	8	
2:15	0		0		0	0			14:15	2		5		0	0	7	
2:30	0		0		0	0			14:30	3		7		0	0	10	
2:45	0		0		0	0			14:45	4	14	8	23	0	0	12	37
3:00	0		0		0	0			15:00	20		9		0	0	29	
3:15	0		0		0	0			15:15	5		2		0	0	7	
3:30	0		1		0	0	1		15:30	0		2		0	0	2	
3:45	0		0	1	0	0		1	15:45	2	27	3	16	0	0	5	43
4:00	0		0		0	0			16:00	5		1		0	0	6	
4:15	1		0		0	0	1		16:15	3		6		0	0	9	
4:30	0		0		0	0			16:30	3		0		0	0	3	
4:45	0	1	1	1	0	0	1	2	16:45	4	15	0	7	0	0	4	22
5:00	0		0		0	0			17:00	3		5		0	0	8	
5:15	1		1		0	0	2		17:15	3		5		0	0	8	
5:30	0		1		0	0	1		17:30	5		5		0	0	10	
5:45	1	2	0	2	0	0	1	4	17:45	6	17	4	19	0	0	10	36
6:00	0		1		0	0	1		18:00	1		4		0	0	5	
6:15	2		0		0	0	2		18:15	2		2		0	0	4	
6:30	1		0		0	0	1		18:30	1		0		0	0	1	
6:45	1	4	1	2	0	0	2	6	18:45	5	9	4	10	0	0	9	19
7:00	2		2		0	0	4		19:00	1		4		0	0	5	
7:15	2		2		0	0	4		19:15	1		6		0	0	7	
7:30	3		10		0	0	13		19:30	1		1		0	0	2	
7:45	17	24	12	26	0	0	29	50	19:45	1	4	1	12	0	0	2	16
8:00	1		2		0	0	3		20:00	5		2		0	0	7	
8:15	4		3		0	0	7		20:15	0		0		0	0		
8:30	2		4		0	0	6		20:30	0		0		0	0		
8:45	2	9	4	13	0	0	6	22	20:45	0	5	1	3	0	0	1	8
9:00	2		3		0	0	5		21:00	1		2		0	0	3	
9:15	4		5		0	0	9		21:15	1		0		0	0	1	
9:30	2		3		0	0	5		21:30	2		1		0	0	3	
9:45	4	12	1	12	0	0	5	24	21:45	0	4	0	3	0	0		7
10:00	2		1		0	0	3		22:00	0		1		0	0	1	
10:15	6		1		0	0	7		22:15	1		2		0	0	3	
10:30	1		3		0	0	4		22:30	0		0		0	0		
10:45	3	12	0	5	0	0	3	17	22:45	0	1	0	3	0	0		4
11:00	6		2		0	0	8		23:00	0		0		0	0		
11:15	2		2		0	0	4		23:15	0		0		0	0		
11:30	3		6		0	0	9		23:30	0		0		0	0		
11:45	4	15	4	14	0	0	8	29	23:45	0		0		0	0		
TOTALS		80		76				156	TOTALS		122		120				242
SPLIT %		51.3%		48.7%				39.2%	SPLIT %		50.4%		49.6%				60.8%

DAILY TOTALS	NB	SB	EB	WB	Total
	202	196	0	0	398

AM Peak Hour	7:30	7:30			7:30	PM Peak Hour	14:30	14:15			14:15
AM Pk Volume	25	27			52	PM Pk Volume	32	29			58
Pk Hr Factor	0.368	0.563			0.448	Pk Hr Factor	0.400	0.806			0.500
7 - 9 Volume	33	39	0	0	72	4 - 6 Volume	32	26	0	0	58
7 - 9 Peak Hour	7:30	7:30			7:30	4 - 6 Peak Hour	17:00	17:00			17:00
7 - 9 Pk Volume	25	27	0	0	52	4 - 6 Pk Volume	17	19	0	0	36
Pk Hr Factor	0.368	0.563	0.000	0.000	0.448	Pk Hr Factor	0.708	0.950	0.000	0.000	0.900

Prepared by NDS/ATD

Project #: CA22_020022_023 **City:** Burbank

Location: S Griffith Park Dr Bet. W Verdugo Ave & W **Date:** 2/2/2022

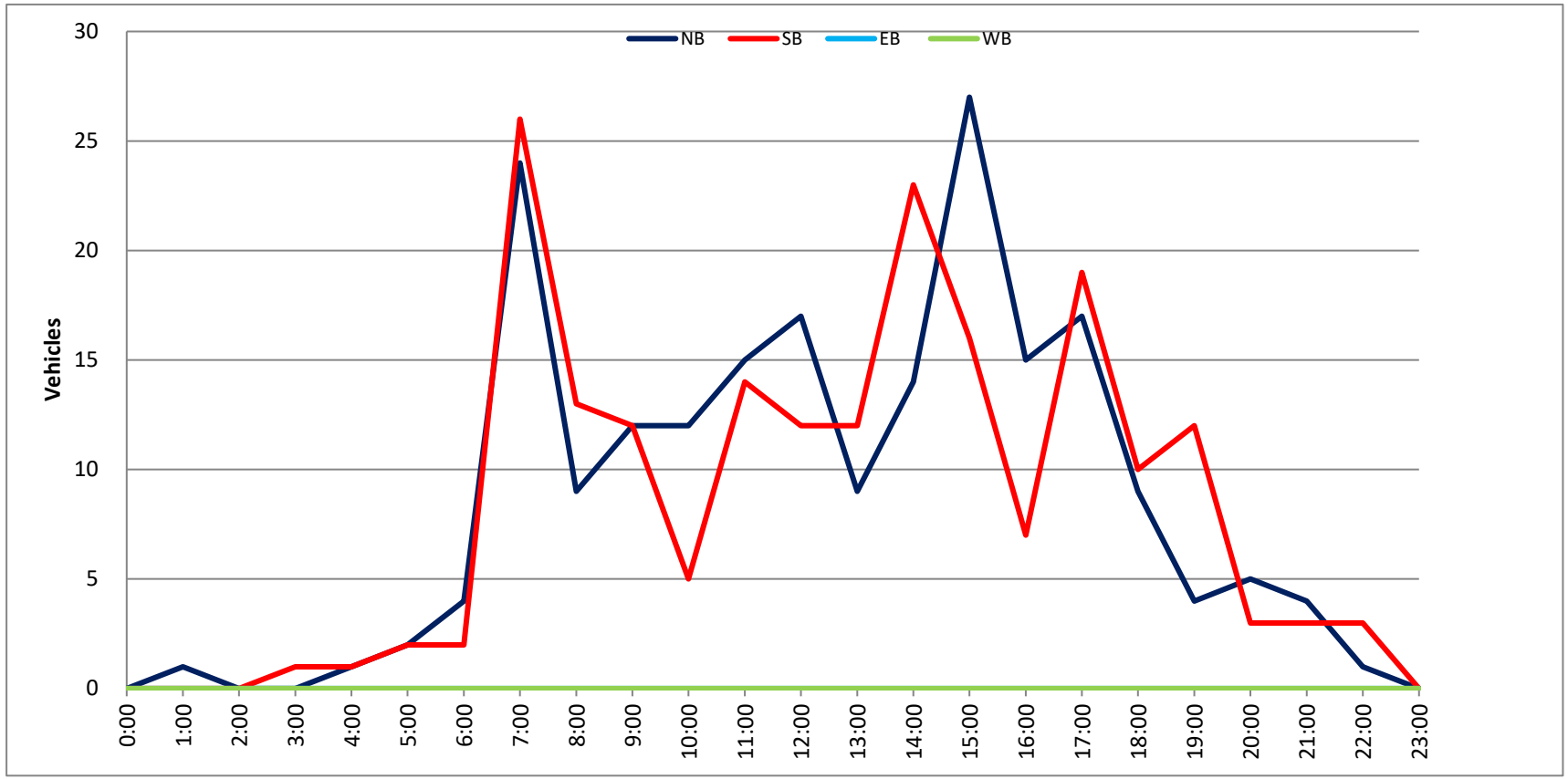

Prepared by National Data & Surveying Services

SPEED

S Griffith Park Dr Bet. W Verdugo Ave & W Oak St

Day: Thursday
Date: 2/3/2022

City: Burbank
Project #: CA22_020022_023n

North Bound

Time	< 15	15 - 19	20 - 24	25 - 29	30 - 34	35 - 39	40 - 44	45 - 49	50 - 54	55 - 59	60 - 64	65 - 69	70 +	Total
0:00 AM	0	0	0	0	0	0	0	0	0	0	0	0	0	0
0:15	0	0	1	0	0	0	0	0	0	0	0	0	0	1
0:30	0	0	0	0	0	0	0	0	0	0	0	0	0	0
0:45	0	0	0	0	0	0	0	0	0	0	0	0	0	0
1:00	0	0	0	0	0	0	0	0	0	0	0	0	0	0
1:15	0	0	0	0	0	0	0	0	0	0	0	0	0	0
1:30	0	0	0	1	0	0	0	0	0	0	0	0	0	1
1:45	0	0	0	0	0	0	0	0	0	0	0	0	0	0
2:00	0	0	0	0	0	0	0	0	0	0	0	0	0	0
2:15	0	0	0	0	0	0	0	0	0	0	0	0	0	0
2:30	0	0	0	0	0	0	0	0	0	0	0	0	0	0
2:45	0	0	0	1	0	0	0	0	0	0	0	0	0	1
3:00	0	0	0	0	0	0	0	0	0	0	0	0	0	0
3:15	0	0	0	0	0	0	0	0	0	0	0	0	0	0
3:30	0	0	0	0	0	0	0	0	0	0	0	0	0	0
3:45	0	0	0	0	0	0	0	0	0	0	0	0	0	0
4:00	0	0	0	0	0	0	0	0	0	0	0	0	0	0
4:15	0	0	0	0	0	0	0	0	0	0	0	0	0	0
4:30	0	0	0	0	0	0	0	0	0	0	0	0	0	0
4:45	0	0	0	0	0	0	0	0	0	0	0	0	0	0
5:00	0	0	0	0	0	0	0	0	0	0	0	0	0	0
5:15	0	0	0	0	0	0	0	0	0	0	0	0	0	0
5:30	0	0	0	0	0	0	0	0	0	0	0	0	0	0
5:45	0	1	1	0	0	0	0	0	0	0	0	0	0	2
6:00	0	0	0	0	0	0	0	0	0	0	0	0	0	0
6:15	0	0	0	0	1	0	0	0	0	0	0	0	0	1
6:30	0	0	0	0	0	0	0	0	0	0	0	0	0	0
6:45	0	0	1	0	0	0	0	0	0	0	0	0	0	1
7:00	0	0	0	0	0	1	0	0	0	0	0	0	0	1
7:15	2	0	2	0	1	0	0	0	0	0	0	0	0	5
7:30	1	2	4	0	0	0	0	0	0	0	0	0	0	7
7:45	2	0	8	9	2	1	0	0	0	0	0	0	0	22
8:00	0	0	2	0	1	0	0	0	0	0	0	0	0	3
8:15	0	0	3	0	1	0	0	0	0	0	0	0	0	4
8:30	0	0	0	1	0	0	0	0	0	0	0	0	0	1
8:45	0	0	0	1	4	0	0	0	0	0	0	0	0	5
9:00	0	0	2	0	0	0	0	0	0	0	0	0	0	2
9:15	0	0	2	0	0	0	0	0	0	0	0	0	0	2
9:30	1	0	1	1	0	1	0	0	0	0	0	0	0	4
9:45	1	0	2	2	1	0	0	0	0	0	0	0	0	6
10:00	1	1	0	0	1	0	0	0	0	0	0	0	0	3
10:15	0	0	1	2	0	0	0	0	0	0	0	0	0	3
10:30	0	0	0	1	1	0	0	0	0	0	0	0	0	2
10:45	0	0	0	2	1	0	0	0	0	0	0	0	0	3
11:00	0	0	1	1	1	0	0	0	0	0	0	0	0	3
11:15	0	0	0	1	1	0	0	0	0	0	0	0	0	2
11:30	0	0	0	0	1	0	0	0	0	0	0	0	0	1
11:45	1	1	0	0	0	0	0	0	0	0	0	0	0	2
12:00 PM	0	2	2	3	2	0	0	0	0	0	0	0	0	9
12:15	1	0	0	0	0	0	0	0	0	0	0	0	0	1
12:30	0	2	2	1	2	0	0	0	0	0	0	0	0	7
12:45	1	0	2	3	1	1	0	0	0	0	0	0	0	8
13:00	0	2	0	2	0	0	0	0	0	0	0	0	0	4
13:15	1	0	2	0	0	0	0	0	0	0	0	0	0	3
13:30	0	1	2	0	1	0	0	0	0	0	0	0	0	4
13:45	0	1	2	1	1	0	0	0	0	0	0	0	0	5
14:00	1	0	1	1	1	0	0	0	0	0	0	0	0	4
14:15	0	1	1	0	0	0	0	0	0	0	0	0	0	2
14:30	0	1	4	0	0	0	0	0	0	0	0	0	0	5
14:45	0	0	2	1	0	1	0	0	0	0	0	0	0	4
15:00	0	10	4	4	1	0	0	0	0	0	0	0	0	19
15:15	0	1	3	2	0	0	0	0	0	0	0	0	0	6
15:30	0	0	0	1	1	1	0	0	0	0	0	0	0	3
15:45	0	0	2	1	0	0	0	0	0	0	0	0	0	3
16:00	0	2	2	0	2	0	0	0	0	0	0	0	0	6
16:15	1	0	2	2	0	1	0	0	0	0	0	0	0	6
16:30	0	0	2	0	1	0	0	0	0	0	0	0	0	3
16:45	0	0	2	1	0	0	0	0	0	0	0	0	0	3
17:00	0	1	2	2	0	0	0	0	0	0	0	0	0	5
17:15	0	0	2	1	0	0	0	0	0	0	0	0	0	3
17:30	0	1	3	1	1	0	0	0	0	0	0	0	0	6
17:45	0	0	2	0	2	0	0	0	0	0	0	0	0	4
18:00	0	0	0	2	1	0	0	0	0	0	0	0	0	3
18:15	0	0	0	1	0	0	0	0	0	0	0	0	0	1
18:30	1	0	3	1	0	0	0	0	0	0	0	0	0	5
18:45	1	1	1	0	1	0	0	0	0	0	0	0	0	4
19:00	1	1	1	0	0	0	0	0	0	0	0	0	0	3
19:15	0	0	3	0	0	0	0	0	0	0	0	0	0	3
19:30	0	0	0	1	0	0	0	0	0	0	0	0	0	1
19:45	0	1	0	0	0	0	0	0	0	0	0	0	0	1
20:00	0	0	1	2	0	0	0	0	0	0	0	0	0	3
20:15	0	0	1	0	0	1	0	0	0	0	0	0	0	2
20:30	0	0	1	2	0	0	0	0	0	0	0	0	0	3
20:45	0	0	0	0	0	0	0	0	0	0	0	0	0	0
21:00	0	0	1	1	0	0	0	0	0	0	0	0	0	2
21:15	0	0	1	0	0	0	0	0	0	0	0	0	0	1
21:30	0	0	0	0	0	0	0	0	0	0	0	0	0	0
21:45	0	0	1	1	0	0	0	0	0	0	0	0	0	2
22:00	0	1	0	0	0	0	0	0	0	0	0	0	0	1
22:15	0	0	1	0	0	0	0	0	0	0	0	0	0	1
22:30	0	0	0	0	0	0	0	0	0	0	0	0	0	0
22:45	0	0	0	1	0	0	0	0	0	0	0	0	0	1
23:00	0	0	0	0	0	0	0	0	0	0	0	0	0	0
23:15	0	0	1	0	0	0	0	0	0	0	0	0	0	1
23:30	0	0	0	0	1	0	0	0	0	0	0	0	0	1
23:45	0	0	0	0	0	0	0	0	0	0	0	0	0	0
Totals	17	34	93	62	36	8								250
% of Totals	7%	14%	37%	25%	14%	3%								100%

AM Volumes	9	5	31	23	17	3	0	0	0	0	0	0	0	88
% AM	4%	2%	12%	9%	7%	1%								35%
AM Peak Hour	7:00	11:45	7:30	7:45	8:00	7:00								7:15
Volume	5	5	17	10	6	2								37
PM Volumes	8	29	62	39	19	5	0	0	0	0	0	0	0	162
% PM	3%	12%	25%	16%	8%	2%								65%
PM Peak Hour	18:15	14:15	14:30	14:45	12:00	14:45								14:30
Volume	3	12	13	8	5	2								34

Directional Peak Periods	AM 7-9			NOON 12-2			PM 4-6			Off Peak Volumes		
All Classes	Volume	⟷	%	Volume	⟷	%	Volume	⟷	%	Volume	⟷	%
	48	⟷	19%	41	⟷	16%	36	⟷	14%	125	⟷	50%

Street Name	Direction	Percentiles					
		15th	50th	Average	85th	95th	ADT
S Griffith Park Dr	North Bound	18	24	24	31	34	250
S Griffith Park Dr	South Bound	15	23	22	29	33	199

Prepared by National Data & Surveying Services

SPEED

S Griffith Park Dr Bet. W Verdugo Ave & W Oak St

Day: Thursday
Date: 2/3/2022

City: Burbank
Project #: CA22_020022_023s

South Bound

Time	< 15	15 - 19	20 - 24	25 - 29	30 - 34	35 - 39	40 - 44	45 - 49	50 - 54	55 - 59	60 - 64	65 - 69	70 +	Total
0:00 AM	0	0	0	0	0	0	0	0	0	0	0	0	0	0
0:15	0	0	0	0	0	0	0	0	0	0	0	0	0	0
0:30	0	0	0	0	0	0	0	0	0	0	0	0	0	0
0:45	0	0	0	0	0	0	0	0	0	0	0	0	0	0
1:00	0	0	0	0	1	0	0	0	0	0	0	0	0	1
1:15	0	0	0	0	0	0	0	0	0	0	0	0	0	0
1:30	0	0	0	1	0	0	0	0	0	0	0	0	0	1
1:45	0	0	0	0	0	0	0	0	0	0	0	0	0	0
2:00	0	0	0	0	0	0	0	0	0	0	0	0	0	0
2:15	0	0	0	0	0	0	0	0	0	0	0	0	0	0
2:30	0	0	0	0	0	0	0	0	0	0	0	0	0	0
2:45	0	0	0	0	0	0	0	0	0	0	0	0	0	0
3:00	0	0	0	0	0	0	0	0	0	0	0	0	0	0
3:15	0	0	0	0	0	0	0	0	0	0	0	0	0	0
3:30	0	0	0	0	0	0	0	0	0	0	0	0	0	0
3:45	0	0	0	0	1	0	0	0	0	0	0	0	0	1
4:00	0	0	0	0	0	0	0	0	0	0	0	0	0	0
4:15	0	0	0	0	0	0	0	0	0	0	0	0	0	0
4:30	0	0	0	1	0	0	0	0	0	0	0	0	0	1
4:45	0	0	0	0	0	0	0	0	0	0	0	0	0	0
5:00	0	0	0	0	0	0	0	0	0	0	0	0	0	0
5:15	0	0	1	0	0	0	0	0	0	0	0	0	0	1
5:30	0	0	0	0	1	0	0	0	0	0	0	0	0	1
5:45	0	0	0	0	0	0	0	0	0	0	0	0	0	0
6:00	0	0	0	0	0	0	0	0	0	0	0	0	0	0
6:15	0	0	0	0	0	0	0	0	0	0	0	0	0	0
6:30	0	0	0	0	0	0	0	0	0	0	0	0	0	0
6:45	0	0	0	0	1	0	0	0	0	0	0	0	0	1
7:00	1	1	0	0	0	0	0	0	0	0	0	0	0	2
7:15	1	1	0	0	0	0	0	0	0	0	0	0	0	2
7:30	0	2	4	1	0	1	0	0	0	0	0	0	0	8
7:45	0	1	1	1	1	1	0	0	0	0	0	0	0	5
8:00	0	0	1	0	0	0	0	0	0	0	0	0	0	1
8:15	1	1	2	0	0	0	0	0	0	0	0	0	0	4
8:30	0	1	1	1	0	0	0	0	0	0	0	0	0	3
8:45	0	0	1	2	0	0	0	0	0	0	0	0	0	3
9:00	0	0	0	0	0	0	0	0	0	0	0	0	0	0
9:15	0	2	1	1	0	0	0	0	0	0	0	0	0	4
9:30	0	0	0	1	0	0	0	0	0	0	0	0	0	1
9:45	0	1	1	1	0	0	0	0	0	0	0	0	0	3
10:00	2	2	1	0	1	0	0	0	0	0	0	0	0	6
10:15	0	1	0	0	0	0	0	0	0	0	0	0	0	1
10:30	0	0	0	1	0	0	0	0	0	0	0	0	0	1
10:45	0	0	1	0	0	0	0	0	0	0	0	0	0	1
11:00	2	1	0	0	0	0	0	0	0	0	0	0	0	3
11:15	1	0	0	0	0	0	0	0	0	0	0	0	0	1
11:30	0	1	1	2	0	0	0	0	0	0	0	0	0	4
11:45	0	0	0	0	1	0	0	0	0	0	0	0	0	1
12:00 PM	0	0	0	2	1	0	0	0	0	0	0	0	0	3
12:15	0	0	0	2	0	0	0	0	0	0	0	0	0	2
12:30	2	1	1	0	0	0	0	0	0	0	0	0	0	4
12:45	4	1	1	1	0	0	0	0	0	0	0	0	0	7
13:00	1	0	0	1	0	1	0	0	0	0	0	0	0	3
13:15	1	1	0	0	0	0	0	0	0	0	0	0	0	2
13:30	1	0	2	1	0	0	0	0	0	0	0	0	0	4
13:45	1	0	1	0	0	0	0	0	0	0	0	0	0	2
14:00	0	0	0	0	0	0	0	0	0	0	0	0	0	0
14:15	0	1	0	1	1	0	0	0	0	0	0	0	0	3
14:30	2	1	3	1	0	0	0	0	0	0	0	0	0	7
14:45	0	2	0	8	1	0	0	0	0	0	0	0	0	11
15:00	2	1	10	2	0	0	0	0	0	0	0	0	0	15
15:15	1	0	2	0	2	0	0	0	0	0	0	0	0	5
15:30	0	1	1	2	0	0	0	0	0	0	0	0	0	4
15:45	0	0	0	1	0	0	0	0	0	0	0	0	0	1
16:00	1	1	1	1	1	0	0	0	0	0	0	0	0	5
16:15	0	1	0	0	0	0	0	0	0	0	0	0	0	1
16:30	0	0	0	3	0	0	0	0	0	0	0	0	0	3
16:45	0	1	1	0	0	0	0	0	0	0	0	0	0	2
17:00	1	0	0	1	0	0	0	0	0	0	0	0	0	2
17:15	0	1	1	0	2	0	0	0	0	0	0	0	0	4
17:30	1	0	0	0	0	0	0	0	0	0	0	0	0	1
17:45	0	1	2	1	1	0	0	0	0	0	0	0	0	5
18:00	0	0	2	1	0	0	0	0	0	0	0	0	0	3
18:15	0	0	0	0	1	0	0	0	0	0	0	0	0	1
18:30	1	0	1	0	1	0	0	0	0	0	0	0	0	3
18:45	0	3	1	0	0	0	0	0	0	0	0	0	0	4
19:00	2	2	2	0	0	0	0	0	0	0	0	0	0	6
19:15	1	2	0	0	0	0	0	0	0	0	0	0	0	3
19:30	0	0	1	1	1	0	0	0	0	0	0	0	0	3
19:45	0	0	3	1	0	0	0	0	0	0	0	0	0	4
20:00	0	1	1	0	1	0	0	0	0	0	0	0	0	3
20:15	0	1	2	0	0	0	0	0	0	0	0	0	0	3
20:30	0	0	2	0	0	0	0	0	0	0	0	0	0	2
20:45	0	0	1	0	0	0	0	0	0	0	0	0	0	1
21:00	1	0	0	0	0	0	0	0	0	0	0	0	0	1
21:15	0	0	0	0	0	0	0	0	0	0	0	0	0	0
21:30	0	0	0	1	0	0	0	0	0	0	0	0	0	1
21:45	0	0	0	1	0	0	0	0	0	0	0	0	0	1
22:00	0	0	0	0	1	0	0	0	0	0	0	0	0	1
22:15	0	0	0	0	0	0	0	0	0	0	0	0	0	0
22:30	0	0	0	0	1	0	0	0	0	0	0	0	0	1
22:45	0	0	0	0	0	0	0	0	0	0	0	0	0	0
23:00	0	0	0	0	0	0	0	0	0	0	0	0	0	0
23:15	0	0	0	1	0	0	0	0	0	0	0	0	0	1
23:30	0	0	0	0	0	0	0	0	0	0	0	0	0	0
23:45	0	0	0	0	0	0	0	0	0	0	0	0	0	0
Totals	31	38	53	47	22	3								199
% of Totals	16%	19%	29%	24%	11%	2%								100%

AM Volumes	8	15	16	13	7	2	0	0	0	0	0	0	0	61
% AM	4%	8%	8%	7%	4%	1%								31%
AM Peak Hour	10:30	7:00	7:30	11:30	11:15	7:00								7:30
Volume	3	5	8	6	2	2								18
PM Volumes	23	23	42	34	15	1	0	0	0	0	0	0	0	138
% PM	12%	12%	21%	17%	8%	1%								69%
PM Peak Hour	12:30	18:30	14:30	14:15	14:30	12:15								14:30
Volume	8	7	15	12	3	1								38

Directional Peak Periods	AM 7-9			NOON 12-2			PM 4-6			Off Peak Volumes		
All Classes	Volume	⟷	%	Volume	⟷	%	Volume	⟷	%	Volume	⟷	%
	28		14%	27		14%	23		12%	121		61%

Street Name	Direction	Percentiles					
		15th	50th	Average	85th	95th	ADT
S Griffith Park Dr	North Bound	18	24	24	31	34	250
S Griffith Park Dr	South Bound	15	23	22	29	33	199

Prepared by National Data & Surveying Services

SPEED

S Griffith Park Dr Bet. W Verdugo Ave & W Oak St

Day: Thursday
Date: 2/3/2022

City: Burbank
Project #: CA22_020022_023

Summary

Time	< 15	15 - 19	20 - 24	25 - 29	30 - 34	35 - 39	40 - 44	45 - 49	50 - 54	55 - 59	60 - 64	65 - 69	70 +	Total
0:00 AM	0	0	0	0	0	0	0	0	0	0	0	0	0	0
0:15	0	0	1	0	0	0	0	0	0	0	0	0	0	1
0:30	0	0	0	0	0	0	0	0	0	0	0	0	0	0
0:45	0	0	0	0	0	0	0	0	0	0	0	0	0	0
1:00	0	0	0	0	1	0	0	0	0	0	0	0	0	1
1:15	0	0	0	0	0	0	0	0	0	0	0	0	0	0
1:30	0	0	0	2	0	0	0	0	0	0	0	0	0	2
1:45	0	0	0	0	0	0	0	0	0	0	0	0	0	0
2:00	0	0	0	0	0	0	0	0	0	0	0	0	0	0
2:15	0	0	0	0	0	0	0	0	0	0	0	0	0	0
2:30	0	0	0	0	0	0	0	0	0	0	0	0	0	0
2:45	0	0	0	1	0	0	0	0	0	0	0	0	0	1
3:00	0	0	0	0	0	0	0	0	0	0	0	0	0	0
3:15	0	0	0	0	0	0	0	0	0	0	0	0	0	0
3:30	0	0	0	0	0	0	0	0	0	0	0	0	0	0
3:45	0	0	0	0	1	0	0	0	0	0	0	0	0	1
4:00	0	0	0	0	0	0	0	0	0	0	0	0	0	0
4:15	0	0	0	0	0	0	0	0	0	0	0	0	0	0
4:30	0	0	0	1	0	0	0	0	0	0	0	0	0	1
4:45	0	0	0	0	0	0	0	0	0	0	0	0	0	0
5:00	0	0	0	0	0	0	0	0	0	0	0	0	0	0
5:15	0	0	1	0	0	0	0	0	0	0	0	0	0	1
5:30	0	0	0	0	1	0	0	0	0	0	0	0	0	1
5:45	0	1	1	0	0	0	0	0	0	0	0	0	0	2
6:00	0	0	0	0	0	0	0	0	0	0	0	0	0	0
6:15	0	0	0	0	1	0	0	0	0	0	0	0	0	1
6:30	0	0	0	0	0	0	0	0	0	0	0	0	0	0
6:45	0	0	1	0	1	0	0	0	0	0	0	0	0	2
7:00	1	1	0	0	0	1	0	0	0	0	0	0	0	3
7:15	3	1	2	0	1	0	0	0	0	0	0	0	0	7
7:30	1	4	8	1	0	1	0	0	0	0	0	0	0	15
7:45	2	1	9	10	3	2	0	0	0	0	0	0	0	27
8:00	0	0	3	0	1	0	0	0	0	0	0	0	0	4
8:15	1	1	5	0	1	0	0	0	0	0	0	0	0	8
8:30	0	1	1	2	0	0	0	0	0	0	0	0	0	4
8:45	0	0	1	3	4	0	0	0	0	0	0	0	0	8
9:00	0	0	2	0	0	0	0	0	0	0	0	0	0	2
9:15	0	2	3	1	0	0	0	0	0	0	0	0	0	6
9:30	1	0	1	2	0	1	0	0	0	0	0	0	0	5
9:45	1	1	3	3	1	0	0	0	0	0	0	0	0	9
10:00	3	3	1	0	2	0	0	0	0	0	0	0	0	9
10:15	0	1	1	2	0	0	0	0	0	0	0	0	0	4
10:30	0	0	0	2	1	0	0	0	0	0	0	0	0	3
10:45	0	0	1	2	1	0	0	0	0	0	0	0	0	4
11:00	2	1	1	1	1	0	0	0	0	0	0	0	0	6
11:15	1	0	0	1	1	0	0	0	0	0	0	0	0	3
11:30	0	1	1	2	1	0	0	0	0	0	0	0	0	5
11:45	1	1	0	0	1	0	0	0	0	0	0	0	0	3
12:00 PM	0	2	2	5	3	0	0	0	0	0	0	0	0	12
12:15	1	0	0	2	0	0	0	0	0	0	0	0	0	3
12:30	2	3	3	1	2	0	0	0	0	0	0	0	0	11
12:45	5	1	3	4	1	1	0	0	0	0	0	0	0	15
13:00	1	2	0	3	0	1	0	0	0	0	0	0	0	7
13:15	2	1	2	0	0	0	0	0	0	0	0	0	0	5
13:30	1	1	4	1	1	0	0	0	0	0	0	0	0	8
13:45	1	1	3	1	1	0	0	0	0	0	0	0	0	7
14:00	1	0	1	1	1	0	0	0	0	0	0	0	0	4
14:15	0	2	1	1	1	0	0	0	0	0	0	0	0	5
14:30	2	2	7	1	0	0	0	0	0	0	0	0	0	12
14:45	0	2	2	9	1	1	0	0	0	0	0	0	0	15
15:00	2	11	14	6	1	0	0	0	0	0	0	0	0	34
15:15	1	1	5	2	2	0	0	0	0	0	0	0	0	11
15:30	0	1	1	3	1	1	0	0	0	0	0	0	0	7
15:45	0	0	2	2	0	0	0	0	0	0	0	0	0	4
16:00	1	3	3	1	3	0	0	0	0	0	0	0	0	11
16:15	1	1	2	2	0	1	0	0	0	0	0	0	0	7
16:30	0	0	2	3	1	0	0	0	0	0	0	0	0	6
16:45	0	1	3	1	0	0	0	0	0	0	0	0	0	5
17:00	1	1	2	3	0	0	0	0	0	0	0	0	0	7
17:15	0	1	3	1	2	0	0	0	0	0	0	0	0	7
17:30	1	1	3	1	1	0	0	0	0	0	0	0	0	7
17:45	0	1	4	1	3	0	0	0	0	0	0	0	0	9
18:00	0	0	2	3	1	0	0	0	0	0	0	0	0	6
18:15	0	0	0	1	1	0	0	0	0	0	0	0	0	2
18:30	2	0	4	1	1	0	0	0	0	0	0	0	0	8
18:45	1	4	2	0	1	0	0	0	0	0	0	0	0	8
19:00	3	3	3	0	0	0	0	0	0	0	0	0	0	9
19:15	1	2	3	0	0	0	0	0	0	0	0	0	0	6
19:30	0	0	1	2	1	0	0	0	0	0	0	0	0	4
19:45	0	1	3	1	0	0	0	0	0	0	0	0	0	5
20:00	0	1	2	2	1	0	0	0	0	0	0	0	0	6
20:15	0	1	3	0	0	1	0	0	0	0	0	0	0	5
20:30	0	0	3	2	0	0	0	0	0	0	0	0	0	5
20:45	0	0	1	0	0	0	0	0	0	0	0	0	0	1
21:00	1	0	1	1	0	0	0	0	0	0	0	0	0	3
21:15	0	0	1	0	0	0	0	0	0	0	0	0	0	1
21:30	0	0	0	1	0	0	0	0	0	0	0	0	0	1
21:45	0	0	1	2	0	0	0	0	0	0	0	0	0	3
22:00	0	1	0	0	1	0	0	0	0	0	0	0	0	2
22:15	0	0	1	0	0	0	0	0	0	0	0	0	0	1
22:30	0	0	0	0	1	0	0	0	0	0	0	0	0	1
22:45	0	0	0	1	0	0	0	0	0	0	0	0	0	1
23:00	0	0	0	0	0	0	0	0	0	0	0	0	0	0
23:15	0	0	1	1	0	0	0	0	0	0	0	0	0	2
23:30	0	0	0	0	1	0	0	0	0	0	0	0	0	1
23:45	0	0	0	0	0	0	0	0	0	0	0	0	0	0
Totals	48	72	151	109	58	11								449
% of Totals	11%	16%	34%	24%	13%	2%								100%

AM Volumes	17	20	47	36	24	5	0	0	0	0	0	0	0	149
% AM	4%	4%	10%	8%	5%	1%								33%
AM Peak Hour	7:00	7:00	7:30	7:45	8:00	7:00								7:30
Volume	7	7	25	12	6	4								54
PM Volumes	31	52	104	73	34	6	0	0	0	0	0	0	0	300
% PM	7%	12%	23%	16%	8%	1%								67%
PM Peak Hour	12:30	14:15	14:30	14:45	17:15	12:15								14:30
Volume	10	17	28	20	7	2								72

Directional Peak Periods	AM 7-9			NOON 12-2			PM 4-6			Off Peak Volumes		
All Classes	Volume	⟷	%	Volume	⟷	%	Volume	⟷	%	Volume	⟷	%
	76		17%	68		15%	59		13%	246		55%

Street Name	Direction	Percentiles					
		15th	50th	Average	85th	95th	ADT
S Griffith Park Dr	Summary	16	23	23	30	34	449

Prepared by National Data & Surveying Services

SPEED

S Griffith Park Dr Bet. W Verdugo Ave & W Oak St

Day: Thursday
Date: 2/3/2022

City: Burbank
Project #: CA22_020022_023n

North Bound

Time	< 15	15 - 19	20 - 24	25 - 29	30 - 34	35 - 39	40 - 44	45 - 49	50 - 54	55 - 59	60 - 64	65 - 69	70 +	Total
0:00 AM	0	0	1	0	0	0	0	0	0	0	0	0	0	1
1:00	0	0	0	1	0	0	0	0	0	0	0	0	0	1
2:00	0	0	0	1	0	0	0	0	0	0	0	0	0	1
3:00	0	0	0	0	0	0	0	0	0	0	0	0	0	0
4:00	0	0	0	0	0	0	0	0	0	0	0	0	0	0
5:00	0	1	1	0	0	0	0	0	0	0	0	0	0	2
6:00	0	0	1	0	1	0	0	0	0	0	0	0	0	2
7:00	5	2	14	9	3	2	0	0	0	0	0	0	0	35
8:00	0	0	5	2	6	0	0	0	0	0	0	0	0	13
9:00	2	0	7	3	1	1	0	0	0	0	0	0	0	14
10:00	1	1	1	5	3	0	0	0	0	0	0	0	0	11
11:00	1	1	1	2	3	0	0	0	0	0	0	0	0	8
12:00 PM	2	4	6	7	5	1	0	0	0	0	0	0	0	25
13:00	1	4	6	3	2	0	0	0	0	0	0	0	0	16
14:00	1	2	8	2	1	1	0	0	0	0	0	0	0	15
15:00	0	11	9	8	2	1	0	0	0	0	0	0	0	31
16:00	1	2	8	3	3	1	0	0	0	0	0	0	0	18
17:00	0	2	9	4	3	0	0	0	0	0	0	0	0	18
18:00	2	1	4	4	2	0	0	0	0	0	0	0	0	13
19:00	1	2	4	1	0	0	0	0	0	0	0	0	0	8
20:00	0	0	3	4	0	1	0	0	0	0	0	0	0	8
21:00	0	0	3	2	0	0	0	0	0	0	0	0	0	5
22:00	0	1	1	1	0	0	0	0	0	0	0	0	0	3
23:00	0	0	1	0	1	0	0	0	0	0	0	0	0	2
Totals	17	34	93	62	36	8								250
% of Totals	7%	14%	37%	25%	14%	3%								100%

AM Volumes	9	5	31	23	17	3	0	0	0	0	0	0	0	88
% AM	4%	2%	12%	9%	7%	1%								35%
AM Peak Hour	7:00	7:00	7:00	7:00	8:00	7:00								7:00
Volume	5	2	14	9	6	2								35
PM Volumes	8	29	62	39	19	5	0	0	0	0	0	0	0	162
% PM	3%	12%	25%	16%	8%	2%								65%
PM Peak Hour	12:00	15:00	15:00	15:00	12:00	12:00								15:00
Volume	2	11	9	8	5	1								31

Directional Peak Periods	AM 7-9			NOON 12-2			PM 4-6			Off Peak Volumes		
All Speeds	Volume		%	Volume		%	Volume		%	Volume		%
	48	↔	19%	41	↔	16%	36	↔	14%	125	↔	50%

Street Name	Direction	Percentiles					
		15th	50th	Average	85th	95th	ADT
S Griffith Park Dr	North Bound	18	24	24	31	34	250
S Griffith Park Dr	South Bound	15	23	22	29	33	199

Prepared by National Data & Surveying Services

SPEED

S Griffith Park Dr Bet. W Verdugo Ave & W Oak St

Day: Thursday
Date: 2/3/2022

City: Burbank
Project #: CA22_020022_023s

South Bound

Time	< 15	15 - 19	20 - 24	25 - 29	30 - 34	35 - 39	40 - 44	45 - 49	50 - 54	55 - 59	60 - 64	65 - 69	70 +	Total
0:00 AM	0	0	0	0	0	0	0	0	0	0	0	0	0	0
1:00	0	0	0	1	1	0	0	0	0	0	0	0	0	2
2:00	0	0	0	0	0	0	0	0	0	0	0	0	0	0
3:00	0	0	0	0	1	0	0	0	0	0	0	0	0	1
4:00	0	0	0	1	0	0	0	0	0	0	0	0	0	1
5:00	0	0	1	0	1	0	0	0	0	0	0	0	0	2
6:00	0	0	0	0	1	0	0	0	0	0	0	0	0	1
7:00	2	5	5	2	1	2	0	0	0	0	0	0	0	17
8:00	1	2	5	3	0	0	0	0	0	0	0	0	0	11
9:00	0	3	2	3	0	0	0	0	0	0	0	0	0	8
10:00	2	3	2	1	1	0	0	0	0	0	0	0	0	9
11:00	3	2	1	2	1	0	0	0	0	0	0	0	0	9
12:00 PM	6	2	2	5	1	0	0	0	0	0	0	0	0	16
13:00	4	1	3	2	0	1	0	0	0	0	0	0	0	11
14:00	2	4	3	10	2	0	0	0	0	0	0	0	0	21
15:00	3	2	13	5	2	0	0	0	0	0	0	0	0	25
16:00	1	3	2	4	1	0	0	0	0	0	0	0	0	11
17:00	2	2	3	2	3	0	0	0	0	0	0	0	0	12
18:00	1	3	4	1	2	0	0	0	0	0	0	0	0	11
19:00	3	4	6	2	1	0	0	0	0	0	0	0	0	16
20:00	0	2	6	0	1	0	0	0	0	0	0	0	0	9
21:00	1	0	0	2	0	0	0	0	0	0	0	0	0	3
22:00	0	0	0	0	2	0	0	0	0	0	0	0	0	2
23:00	0	0	0	1	0	0	0	0	0	0	0	0	0	1
Totals	31	38	58	47	22	3								199
% of Totals	16%	19%	29%	24%	11%	2%								100%

AM Volumes	8	15	16	13	7	2	0	0	0	0	0	0	0	61
% AM	4%	8%	8%	7%	4%	1%								31%
AM Peak Hour	11:00	7:00	7:00	8:00	1:00	7:00								7:00
Volume	3	5	5	3	1	2								17
PM Volumes	23	23	42	34	15	1	0	0	0	0	0	0	0	138
% PM	12%	12%	21%	17%	8%	1%								69%
PM Peak Hour	12:00	14:00	15:00	14:00	17:00	13:00								15:00
Volume	6	4	13	10	3	1								25

Directional Peak Periods	AM 7-9			NOON 12-2			PM 4-6			Off Peak Volumes		
All Speeds	Volume		%	Volume		%	Volume		%	Volume		%
	28	↔	14%	27	↔	14%	23	↔	12%	121	↔	61%

Street Name	Direction	Percentiles					
		15th	50th	Average	85th	95th	ADT
S Griffith Park Dr	North Bound	18	24	24	31	34	250
S Griffith Park Dr	South Bound	15	23	22	29	33	199

Prepared by National Data & Surveying Services

SPEED

S Griffith Park Dr Bet. W Verdugo Ave & W Oak St

Day: Thursday
Date: 2/3/2022

City: Burbank
Project #: CA22_020022_023

Summary

Time	< 15	15 - 19	20 - 24	25 - 29	30 - 34	35 - 39	40 - 44	45 - 49	50 - 54	55 - 59	60 - 64	65 - 69	70 +	Total
0:00 AM	0	0	1	0	0	0	0	0	0	0	0	0	0	1
1:00	0	0	0	2	1	0	0	0	0	0	0	0	0	3
2:00	0	0	0	1	0	0	0	0	0	0	0	0	0	1
3:00	0	0	0	0	1	0	0	0	0	0	0	0	0	1
4:00	0	0	0	1	0	0	0	0	0	0	0	0	0	1
5:00	0	1	2	0	1	0	0	0	0	0	0	0	0	4
6:00	0	0	1	0	2	0	0	0	0	0	0	0	0	3
7:00	7	7	19	11	4	4	0	0	0	0	0	0	0	52
8:00	1	2	10	5	6	0	0	0	0	0	0	0	0	24
9:00	2	3	9	6	1	1	0	0	0	0	0	0	0	22
10:00	3	4	3	6	4	0	0	0	0	0	0	0	0	20
11:00	4	3	2	4	4	0	0	0	0	0	0	0	0	17
12:00 PM	8	6	8	12	6	1	0	0	0	0	0	0	0	41
13:00	5	5	9	5	2	1	0	0	0	0	0	0	0	27
14:00	3	6	11	12	3	1	0	0	0	0	0	0	0	36
15:00	3	13	22	13	4	1	0	0	0	0	0	0	0	56
16:00	2	5	10	7	4	1	0	0	0	0	0	0	0	29
17:00	2	4	12	6	6	0	0	0	0	0	0	0	0	30
18:00	3	4	8	5	4	0	0	0	0	0	0	0	0	24
19:00	4	6	10	3	1	0	0	0	0	0	0	0	0	24
20:00	0	2	9	4	1	1	0	0	0	0	0	0	0	17
21:00	1	0	3	4	0	0	0	0	0	0	0	0	0	8
22:00	0	1	1	1	2	0	0	0	0	0	0	0	0	5
23:00	0	0	1	1	1	0	0	0	0	0	0	0	0	3
Totals	48	72	151	109	58	11								449
% of Totals	11%	16%	34%	24%	13%	2%								100%

AM Volumes	17	20	47	36	24	5	0	0	0	0	0	0	0	149
% AM	4%	4%	10%	8%	5%	1%								33%
AM Peak Hour	7:00	7:00	7:00	7:00	8:00	7:00								7:00
Volume	7	7	19	11	6	4								52
PM Volumes	31	52	104	73	34	6	0	0	0	0	0	0	0	300
% PM	7%	12%	23%	16%	8%	1%								67%
PM Peak Hour	12:00	15:00	15:00	15:00	12:00	12:00								15:00
Volume	8	13	22	13	6	1								56

Directional Peak Periods	AM 7-9			NOON 12-2			PM 4-6			Off Peak Volumes		
All Speeds	Volume		%	Volume		%	Volume		%	Volume		%
	76	↔	17%	68	↔	15%	59	↔	13%	246	↔	55%

Street Name	Direction	Percentiles					
		15th	50th	Average	85th	95th	ADT
S Griffith Park Dr	Summary	16	23	23	30	34	449

Prepared by NDS/ATD

Prepared by National Data & Surveying Services

VOLUME

S Griffith Park Dr Bet. W Verdugo Ave & W Oak St

Day: Thursday
Date: 2/3/2022

City: Burbank
Project #: CA22_020022_023

DAILY TOTALS	NB	SB	EB	WB	Total
	250	199	0	0	449

AM Period	NB		SB		EB	WB	TOTAL		PM Period	NB		SB		EB	WB	TOTAL	
0:00	0		0		0	0			12:00	9		3		0	0	12	
0:15	1		0		0	0	1		12:15	1		2		0	0	3	
0:30	0		0		0	0			12:30	7		4		0	0	11	
0:45	0	1	0		0	0		1	12:45	8	25	7	16	0	0	15	41
1:00	0		1		0	0	1		13:00	4		3		0	0	7	
1:15	0		0		0	0			13:15	3		2		0	0	5	
1:30	1		1		0	0	2		13:30	4		4		0	0	8	
1:45	0	1	0	2	0	0		3	13:45	5	16	2	11	0	0	7	27
2:00	0		0		0	0			14:00	4		0		0	0	4	
2:15	0		0		0	0			14:15	2		3		0	0	5	
2:30	0		0		0	0			14:30	5		7		0	0	12	
2:45	1	1	0		0	0	1	1	14:45	4	15	11	21	0	0	15	36
3:00	0		0		0	0			15:00	19		15		0	0	34	
3:15	0		0		0	0			15:15	6		5		0	0	11	
3:30	0		0		0	0			15:30	3		4		0	0	7	
3:45	0		1	1	0	0	1	1	15:45	3	31	1	25	0	0	4	56
4:00	0		0		0	0			16:00	6		5		0	0	11	
4:15	0		0		0	0			16:15	6		1		0	0	7	
4:30	0		1		0	0	1		16:30	3		3		0	0	6	
4:45	0		0	1	0	0		1	16:45	3	18	2	11	0	0	5	29
5:00	0		0		0	0			17:00	5		2		0	0	7	
5:15	0		1		0	0	1		17:15	3		4		0	0	7	
5:30	0		1		0	0	1		17:30	6		1		0	0	7	
5:45	2	2	0	2	0	0	2	4	17:45	4	18	5	12	0	0	9	30
6:00	0		0		0	0			18:00	3		3		0	0	6	
6:15	1		0		0	0	1		18:15	1		1		0	0	2	
6:30	0		0		0	0			18:30	5		3		0	0	8	
6:45	1	2	1	1	0	0	2	3	18:45	4	13	4	11	0	0	8	24
7:00	1		2		0	0	3		19:00	3		6		0	0	9	
7:15	5		2		0	0	7		19:15	3		3		0	0	6	
7:30	7		8		0	0	15		19:30	1		3		0	0	4	
7:45	22	35	5	17	0	0	27	52	19:45	1	8	4	16	0	0	5	24
8:00	3		1		0	0	4		20:00	3		3		0	0	6	
8:15	4		4		0	0	8		20:15	2		3		0	0	5	
8:30	1		3		0	0	4		20:30	3		2		0	0	5	
8:45	5	13	3	11	0	0	8	24	20:45	0	8	1	9	0	0	1	17
9:00	2		0		0	0	2		21:00	2		1		0	0	3	
9:15	2		4		0	0	6		21:15	1		0		0	0	1	
9:30	4		1		0	0	5		21:30	0		1		0	0	1	
9:45	6	14	3	8	0	0	9	22	21:45	2	5	1	3	0	0	3	8
10:00	3		6		0	0	9		22:00	1		1		0	0	2	
10:15	3		1		0	0	4		22:15	1		0		0	0	1	
10:30	2		1		0	0	3		22:30	0		1		0	0	1	
10:45	3	11	1	9	0	0	4	20	22:45	1	3	0	2	0	0	1	5
11:00	3		3		0	0	6		23:00	0		0		0	0		
11:15	2		1		0	0	3		23:15	1		1		0	0	2	
11:30	1		4		0	0	5		23:30	1		0		0	0	1	
11:45	2	8	1	9	0	0	3	17	23:45	0	2	0	1	0	0		3
TOTALS		88		61				149	TOTALS		162		138				300
SPLIT %		59.1%		40.9%				33.2%	SPLIT %		54.0%		46.0%				66.8%

DAILY TOTALS	NB	SB	EB	WB	Total
	250	199	0	0	449

AM Peak Hour	7:15	7:30			7:30	PM Peak Hour	14:30	14:30			14:30
AM Pk Volume	37	18			54	PM Pk Volume	34	38			72
Pk Hr Factor	0.420	0.563			0.500	Pk Hr Factor	0.447	0.633			0.529
7 - 9 Volume	48	28	0	0	76	4 - 6 Volume	36	23	0	0	59
7 - 9 Peak Hour	7:15	7:30			7:30	4 - 6 Peak Hour	16:00	17:00			17:00
7 - 9 Pk Volume	37	18	0	0	54	4 - 6 Pk Volume	18	12	0	0	30
Pk Hr Factor	0.420	0.563	0.000	0.000	0.500	Pk Hr Factor	0.750	0.600	0.000	0.000	0.833

Prepared by NDS/ATD

Project #: CA22_020022_023 **City:** Burbank

Location: S Griffith Park Dr Bet. W Verdugo Ave & W **Date:** 2/3/2022

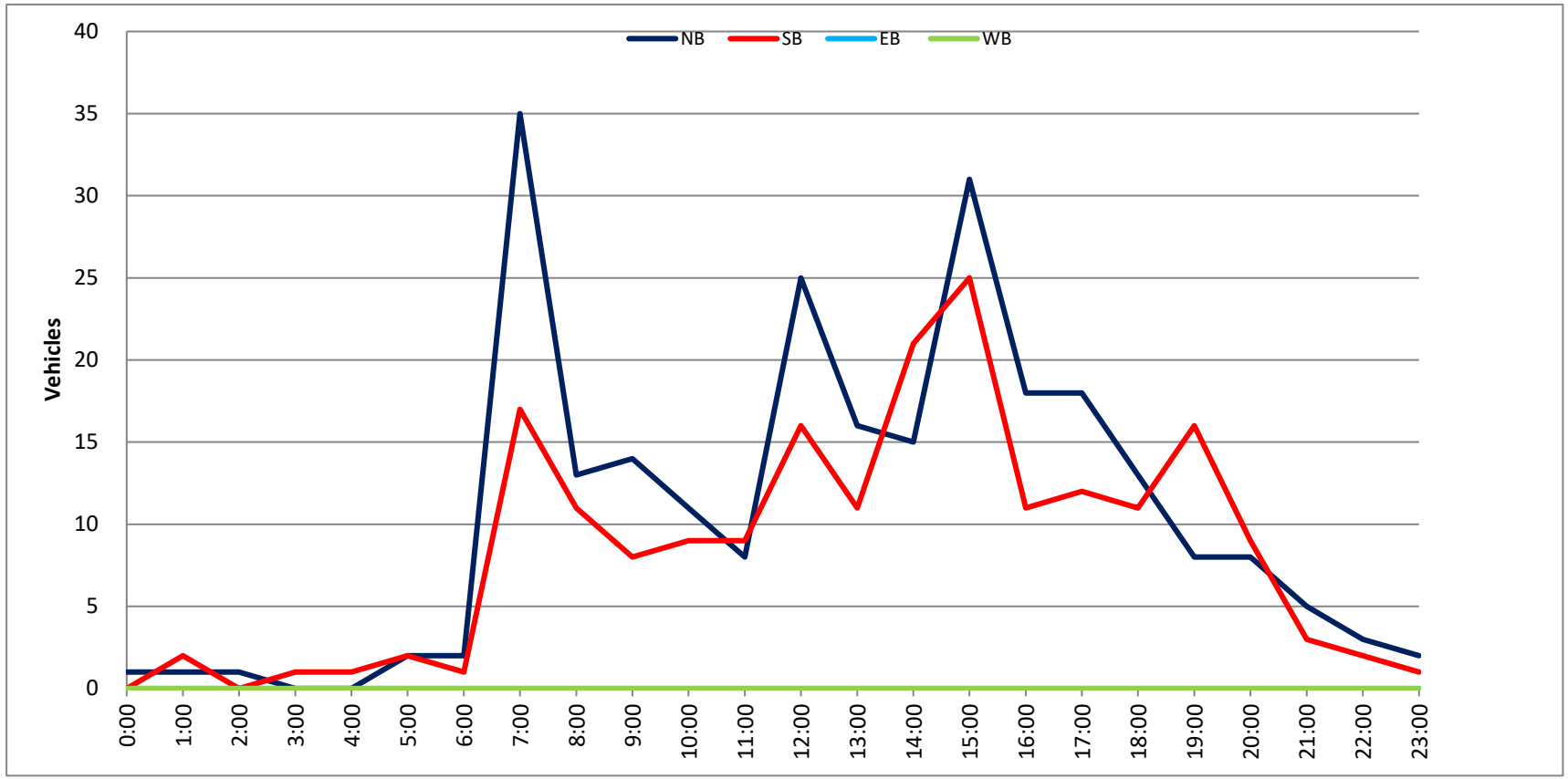

Prepared by National Data & Surveying Services

SPEED

S Mariposa St Bet. W Oak St & W Alameda Ave

Day: Tuesday
Date: 1/18/2022

City: Burbank
Project #: CA22_020022_027n

North Bound

Time	< 15	15 - 19	20 - 24	25 - 29	30 - 34	35 - 39	40 - 44	45 - 49	50 - 54	55 - 59	60 - 64	65 - 69	70 +	Total
0:00 AM	0	0	0	0	0	0	0	0	0	0	0	0	0	0
0:15	0	0	0	0	0	0	0	0	0	0	0	0	0	0
0:30	0	0	0	0	0	0	0	0	0	0	0	0	0	0
0:45	0	0	0	1	0	0	0	0	0	0	0	0	0	1
1:00	0	0	0	0	0	0	0	0	0	0	0	0	0	0
1:15	0	0	0	0	1	0	0	0	0	0	0	0	0	1
1:30	0	0	0	0	0	0	0	0	0	0	0	0	0	0
1:45	0	0	0	0	0	0	0	0	0	0	0	0	0	0
2:00	0	0	0	0	0	0	0	0	0	0	0	0	0	0
2:15	0	0	0	0	0	0	0	0	0	0	0	0	0	0
2:30	0	0	0	0	0	0	0	0	0	0	0	0	0	0
2:45	0	0	0	0	0	0	0	0	0	0	0	0	0	0
3:00	0	0	0	0	0	0	0	0	0	0	0	0	0	0
3:15	0	0	0	0	0	0	0	0	0	0	0	0	0	0
3:30	0	0	0	0	0	0	0	0	0	0	0	0	0	0
3:45	0	0	0	0	0	0	0	0	0	0	0	0	0	0
4:00	0	0	0	0	0	0	0	0	0	0	0	0	0	0
4:15	0	0	0	0	0	0	0	0	0	0	0	0	0	0
4:30	0	0	0	0	0	0	0	0	0	0	0	0	0	0
4:45	0	0	0	0	0	0	0	0	0	0	0	0	0	0
5:00	0	0	0	1	0	0	0	0	0	0	0	0	0	1
5:15	0	0	0	2	1	0	0	0	0	0	0	0	0	3
5:30	0	0	0	0	0	1	0	0	0	0	0	0	0	1
5:45	0	1	0	0	1	0	0	0	0	0	0	0	0	2
6:00	0	1	1	0	0	0	0	0	0	0	0	0	0	2
6:15	1	0	1	0	0	0	0	0	0	0	0	0	0	2
6:30	0	1	1	0	2	0	0	0	0	0	0	0	0	4
6:45	2	10	5	0	2	0	0	0	0	0	0	0	0	19
7:00	0	0	2	2	0	0	0	0	0	0	0	0	0	4
7:15	6	2	7	5	2	1	0	0	0	0	0	0	0	23
7:30	9	12	33	12	1	0	0	0	0	0	0	0	0	67
7:45	26	34	17	8	3	0	0	0	0	0	0	0	0	88
8:00	0	2	7	9	1	2	1	0	0	0	0	0	0	22
8:15	0	0	4	0	3	0	0	0	0	0	0	0	0	7
8:30	0	0	3	3	1	0	0	0	0	0	0	0	0	7
8:45	1	0	8	3	3	2	0	0	0	0	0	0	0	17
9:00	2	0	2	6	3	1	0	0	0	0	0	0	0	14
9:15	2	3	5	2	0	0	0	0	0	0	0	0	0	12
9:30	0	0	3	5	0	0	0	0	0	0	0	0	0	8
9:45	0	2	3	2	1	1	0	0	0	0	0	0	0	9
10:00	0	0	3	8	1	1	0	0	0	0	0	0	0	13
10:15	0	0	2	1	1	0	0	0	0	0	0	0	0	4
10:30	0	0	3	2	1	0	0	0	0	0	0	0	0	6
10:45	0	0	3	3	2	0	0	0	0	0	0	0	0	8
11:00	0	1	1	4	1	0	0	0	0	0	0	0	0	7
11:15	1	0	0	6	1	0	0	0	0	0	0	0	0	8
11:30	0	1	5	8	4	0	0	0	0	0	0	0	0	18
11:45	0	5	1	6	2	2	0	0	0	0	0	0	0	16
12:00 PM	1	1	5	2	3	0	0	0	0	0	0	0	0	12
12:15	1	0	3	5	2	0	0	0	0	0	0	0	0	11
12:30	1	0	3	9	1	0	0	0	0	0	0	0	0	14
12:45	0	0	1	3	2	0	0	0	0	0	0	0	0	6
13:00	0	3	3	2	0	0	0	0	0	0	0	0	0	8
13:15	1	0	1	1	2	0	0	0	0	0	0	0	0	5
13:30	0	1	1	5	0	0	0	0	0	0	0	0	0	7
13:45	0	1	2	5	3	1	0	0	0	0	0	0	0	12
14:00	0	0	5	1	2	0	0	0	0	0	0	0	0	8
14:15	0	1	0	7	4	0	0	0	0	0	0	0	0	12
14:30	0	3	10	9	2	0	0	0	0	0	0	0	0	24
14:45	6	6	4	3	2	0	1	0	0	0	0	0	0	22
15:00	25	6	3	1	0	0	0	0	0	0	0	0	0	35
15:15	2	4	3	9	0	0	0	0	0	0	0	0	0	18
15:30	0	0	3	9	2	0	0	0	0	0	0	0	0	14
15:45	3	0	5	3	1	1	0	1	0	0	0	0	0	14
16:00	0	1	8	8	3	1	0	0	0	1	0	0	0	22
16:15	1	5	2	5	6	0	0	0	0	0	0	0	0	19
16:30	1	1	0	1	6	0	0	0	0	0	0	0	0	9
16:45	0	0	8	2	5	0	0	0	0	0	0	0	0	15
17:00	1	2	6	6	0	0	0	0	0	0	0	0	0	15
17:15	0	2	5	3	1	0	0	0	0	0	0	0	0	11
17:30	0	2	3	6	3	1	0	0	0	0	0	0	0	15
17:45	0	3	7	4	1	1	0	0	0	0	0	0	0	16
18:00	1	0	1	1	1	0	0	0	0	0	0	0	0	4
18:15	1	1	2	4	3	0	0	0	0	0	0	0	0	11
18:30	0	0	2	2	3	0	0	0	0	0	0	0	0	7
18:45	0	0	1	2	1	0	0	0	0	0	0	0	0	4
19:00	0	1	0	5	1	0	0	0	0	0	0	0	0	7
19:15	1	0	0	1	2	0	0	0	0	0	0	0	0	4
19:30	0	1	2	2	1	2	0	0	0	0	0	0	0	8
19:45	1	1	1	1	0	1	0	0	0	0	0	0	0	5
20:00	0	1	1	3	0	0	0	0	0	0	0	0	0	5
20:15	1	1	0	2	0	1	0	0	0	0	0	0	0	5
20:30	0	0	0	1	0	0	0	0	0	0	0	0	0	1
20:45	0	0	1	2	1	0	0	0	0	0	0	0	0	4
21:00	1	1	0	2	0	0	0	0	0	0	0	0	0	4
21:15	0	1	1	0	1	0	0	0	0	0	0	0	0	3
21:30	0	1	1	2	0	0	0	0	0	0	0	0	0	4
21:45	0	0	0	1	1	0	0	0	0	0	0	0	0	2
22:00	0	0	2	1	0	0	0	0	0	0	0	0	0	3
22:15	0	0	1	1	0	0	0	0	0	0	0	0	0	2
22:30	0	0	1	1	0	0	0	0	0	0	0	0	0	2
22:45	0	0	1	0	1	0	0	0	0	0	0	0	0	2
23:00	0	0	0	0	1	0	0	0	0	0	0	0	0	1
23:15	0	0	1	1	0	0	0	0	0	0	0	0	0	2
23:30	0	0	0	0	0	0	0	0	0	0	0	0	0	0
23:45	0	0	0	1	0	0	0	0	0	0	0	0	0	1
Totals	99	126	230	244	106	20	2	1		1				829
% of Totals	12%	15%	28%	29%	13%	2%	0%	0%		0%				100%

AM Volumes	50	75	120	99	38	11	1	0	0	0	0	0	0	394
% AM	6%	9%	14%	12%	5%	1%	0%							48%
AM Peak Hour	7:00	7:15	7:15	7:15	11:30	8:00	7:15							7:15
Volume	41	50	64	34	11	4	1							200
PM Volumes	49	51	110	145	68	9	1	1	0	1	0	0	0	435
% PM	6%	6%	13%	17%	8%	1%	0%	0%		0%				52%
PM Peak Hour	14:30	14:30	16:45	15:15	16:00	19:30	14:00	15:00		15:15				14:30
Volume	33	19	22	29	20	4	1	1		1				99

Directional Peak Periods	AM 7-9			NOON 12-2			PM 4-6			Off Peak Volumes		
All Classes	Volume	⟷	%	Volume	⟷	%	Volume	⟷	%	Volume	⟷	%
	235		28%	75		9%	122		15%	397		48%

Street Name	Direction	Percentiles					
		15th	50th	Average	85th	95th	ADT
S Mariposa St	North Bound	16	24	23	30	34	829
S Mariposa St	South Bound	18	25	25	31	35	678

Prepared by National Data & Surveying Services

SPEED

S Mariposa St Bet. W Oak St & W Alameda Ave

Day: Tuesday
Date: 1/18/2022

City: Burbank
Project #: CA22_020022_027s

South Bound

Time	< 15	15 - 19	20 - 24	25 - 29	30 - 34	35 - 39	40 - 44	45 - 49	50 - 54	55 - 59	60 - 64	65 - 69	70 +	Total
0:00 AM	0	0	0	0	0	0	0	0	0	0	0	0	0	0
0:15	0	0	0	0	0	0	0	0	0	0	0	0	0	0
0:30	0	0	0	1	1	0	0	0	0	0	0	0	0	2
0:45	0	0	1	1	0	0	0	0	0	0	0	0	0	2
1:00	0	0	0	0	0	0	0	0	0	0	0	0	0	0
1:15	0	0	0	0	0	0	0	0	0	0	0	0	0	0
1:30	0	0	0	0	0	0	0	0	0	0	0	0	0	0
1:45	0	0	0	0	0	0	0	0	0	0	0	0	0	0
2:00	0	0	0	0	0	0	0	0	0	0	0	0	0	0
2:15	0	0	0	0	0	0	0	0	0	0	0	0	0	0
2:30	0	0	0	0	0	0	0	0	0	0	0	0	0	0
2:45	0	0	0	1	0	0	0	0	0	0	0	0	0	1
3:00	0	0	0	0	0	0	0	0	0	0	0	0	0	0
3:15	0	0	0	0	0	0	0	0	0	0	0	0	0	0
3:30	0	0	0	0	1	0	0	0	0	0	0	0	0	1
3:45	0	0	0	0	0	0	0	0	0	0	0	0	0	0
4:00	0	0	0	0	0	0	0	0	0	0	0	0	0	0
4:15	0	0	0	0	0	0	0	0	0	0	0	0	0	0
4:30	0	0	0	1	0	0	0	0	0	0	0	0	0	1
4:45	0	0	0	0	0	0	0	0	0	0	0	0	0	0
5:00	0	0	0	0	1	0	0	0	0	0	0	0	0	1
5:15	0	0	0	0	0	0	0	0	0	0	0	0	0	0
5:30	0	0	0	0	0	0	0	0	0	0	0	0	0	0
5:45	1	0	2	1	1	0	0	0	0	0	0	0	0	5
6:00	0	0	1	0	0	0	0	0	0	0	0	0	0	1
6:15	0	1	0	1	0	0	0	0	0	0	0	0	0	2
6:30	0	0	2	3	0	1	0	0	0	0	0	0	0	6
6:45	2	2	4	4	0	0	0	0	0	0	0	0	0	12
7:00	0	2	1	3	1	0	0	0	0	0	0	0	0	7
7:15	0	1	3	1	1	0	0	0	0	0	0	0	0	6
7:30	1	5	9	6	4	0	0	0	0	0	0	0	0	25
7:45	4	12	21	11	3	0	0	0	1	0	0	0	0	52
8:00	0	2	5	5	3	0	2	0	0	0	0	0	0	17
8:15	0	1	2	4	4	0	0	0	0	0	0	0	0	11
8:30	1	0	5	3	3	2	0	0	0	0	0	0	0	14
8:45	1	0	3	2	1	1	0	0	0	0	0	0	0	8
9:00	0	2	0	2	2	0	0	0	0	0	0	0	0	6
9:15	2	3	2	5	5	0	0	0	0	0	0	0	0	17
9:30	0	1	0	8	1	2	0	0	0	0	0	0	0	12
9:45	0	0	1	4	5	0	0	0	0	0	0	0	0	10
10:00	0	2	2	4	0	0	0	0	0	0	0	0	0	8
10:15	1	0	0	3	0	2	0	0	0	0	0	0	0	6
10:30	0	2	1	2	0	0	0	0	0	0	0	0	0	5
10:45	0	0	1	3	0	0	0	0	0	0	0	0	0	4
11:00	0	1	4	6	0	0	0	0	0	0	0	0	0	11
11:15	0	1	5	4	1	0	0	0	0	0	0	0	0	11
11:30	0	1	3	5	0	0	0	0	0	0	0	0	0	9
11:45	0	2	1	5	1	1	0	0	0	0	0	0	0	10
12:00 PM	3	2	6	0	1	0	0	0	0	0	0	0	0	12
12:15	0	1	1	5	2	0	0	0	0	0	0	0	0	9
12:30	1	3	2	4	3	0	0	0	0	1	0	0	0	14
12:45	0	0	0	4	2	0	0	0	0	0	0	0	0	6
13:00	0	0	1	1	2	0	0	0	0	0	0	0	0	4
13:15	0	2	2	7	2	0	0	0	0	0	0	0	0	13
13:30	4	0	4	4	2	1	0	0	0	0	0	0	0	11
13:45	0	0	2	4	1	0	0	0	0	0	0	0	0	7
14:00	0	0	1	3	1	1	0	0	0	0	0	0	0	6
14:15	0	1	2	3	2	0	0	0	0	0	0	0	0	8
14:30	0	0	3	4	3	1	0	0	0	0	0	0	0	11
14:45	3	8	4	3	0	0	0	0	0	0	0	0	0	18
15:00	15	28	5	1	0	0	0	0	0	0	0	0	0	49
15:15	0	8	6	5	3	2	0	0	0	0	0	0	0	24
15:30	0	3	3	4	5	0	0	0	0	0	0	0	0	15
15:45	0	4	3	3	2	0	0	0	0	0	0	0	0	12
16:00	0	3	9	7	0	1	0	0	0	0	0	0	0	20
16:15	0	0	9	0	0	0	0	0	0	0	0	0	0	9
16:30	0	0	3	4	3	2	0	0	0	0	0	0	0	12
16:45	0	2	7	5	2	0	0	0	0	0	0	0	0	16
17:00	0	1	3	5	3	0	0	1	0	0	0	0	0	13
17:15	2	3	3	4	0	1	0	0	0	0	0	0	0	13
17:30	0	0	3	4	1	1	0	0	0	0	0	0	0	9
17:45	1	1	1	2	1	1	0	0	0	0	0	0	0	7
18:00	0	0	3	4	3	0	0	0	0	0	0	0	0	10
18:15	1	2	2	4	4	1	0	0	0	0	0	0	0	14
18:30	0	0	3	1	0	0	0	0	0	0	0	0	0	4
18:45	0	0	1	1	2	1	0	0	0	0	0	0	0	5
19:00	0	1	1	1	1	0	0	0	0	0	0	0	0	4
19:15	1	0	0	1	0	0	1	0	0	0	0	0	0	3
19:30	0	0	0	2	4	0	0	0	0	0	0	0	0	6
19:45	0	1	1	1	1	0	0	0	0	0	0	0	0	4
20:00	0	0	1	2	1	0	0	0	0	1	0	0	0	5
20:15	0	0	1	1	0	0	0	0	0	0	0	0	0	2
20:30	1	1	1	0	0	0	0	0	0	0	0	0	0	3
20:45	0	1	0	1	0	0	0	0	0	0	0	0	0	2
21:00	0	1	2	0	0	0	0	0	0	0	0	0	0	3
21:15	0	1	0	0	0	0	0	0	0	0	0	0	0	1
21:30	0	0	1	0	1	0	0	0	0	0	0	0	0	2
21:45	0	0	1	0	1	0	0	0	0	0	0	0	0	2
22:00	0	0	0	1	1	0	0	0	0	0	0	0	0	2
22:15	0	0	0	0	0	0	0	0	0	0	0	0	0	0
22:30	0	0	0	0	0	0	0	0	0	0	0	0	0	0
22:45	0	0	0	0	1	0	0	0	0	0	0	0	0	1
23:00	0	0	1	1	0	0	0	0	0	0	0	0	0	2
23:15	0	0	0	0	0	0	0	0	0	0	0	0	0	0
23:30	0	1	0	0	0	0	0	0	0	0	0	0	0	1
23:45	0	0	0	1	0	0	0	0	0	0	0	0	0	1
Totals	41	120	181	207	100	22	3	1	1	2				678
% of Totals	6%	18%	27%	31%	15%	3%	0%	0%	0%	0%				100%
AM Volumes	13	41	79	99	39	9	2	0	1	0	0	0	0	283
% AM	2%	6%	12%	15%	6%	1%	0%		0%					42%
AM Peak Hour	7:00	7:00	7:15	7:30	7:30	9:30	7:15		7:00	11:45				7:30
Volume	5	20	38	26	14	4	2		1	1				105
PM Volumes	28	79	102	108	61	13	1	1	0	2	0	0	0	395
% PM	4%	12%	15%	16%	9%	2%	0%	0%		0%				58%
PM Peak Hour	14:15	14:45	16:00	15:15	15:00	14:30	18:30	16:15		12:00				14:45
Volume	18	47	28	19	10	3	1	1		1				106

Directional Peak Periods	AM 7-9			NOON 12-2			PM 4-6			Off Peak Volumes		
All Classes	Volume	⟷	%	Volume	⟷	%	Volume	⟷	%	Volume	⟷	%
	140	⟷	21%	76	⟷	11%	99	⟷	15%	363	⟷	54%

Street Name	Direction	Percentiles					
		15th	50th	Average	85th	95th	ADT
S Mariposa St	North Bound	16	24	23	30	34	829
S Mariposa St	South Bound	18	25	25	31	35	678

Prepared by National Data & Surveying Services

SPEED

S Mariposa St Bet. W Oak St & W Alameda Ave

Day: Tuesday
Date: 1/18/2022

City: Burbank
Project #: CA22_020022_027

Summary

Time	< 15	15 - 19	20 - 24	25 - 29	30 - 34	35 - 39	40 - 44	45 - 49	50 - 54	55 - 59	60 - 64	65 - 69	70 +	Total
0:00 AM	0	0	0	0	0	0	0	0	0	0	0	0	0	0
0:15	0	0	0	0	0	0	0	0	0	0	0	0	0	0
0:30	0	0	0	1	1	0	0	0	0	0	0	0	0	2
0:45	0	0	1	2	0	0	0	0	0	0	0	0	0	3
1:00	0	0	0	0	0	0	0	0	0	0	0	0	0	0
1:15	0	0	0	0	1	0	0	0	0	0	0	0	0	1
1:30	0	0	0	0	0	0	0	0	0	0	0	0	0	0
1:45	0	0	0	0	0	0	0	0	0	0	0	0	0	0
2:00	0	0	0	0	0	0	0	0	0	0	0	0	0	0
2:15	0	0	0	0	0	0	0	0	0	0	0	0	0	0
2:30	0	0	0	0	0	0	0	0	0	0	0	0	0	0
2:45	0	0	0	1	0	0	0	0	0	0	0	0	0	1
3:00	0	0	0	0	0	0	0	0	0	0	0	0	0	0
3:15	0	0	0	0	0	0	0	0	0	0	0	0	0	0
3:30	0	0	0	0	1	0	0	0	0	0	0	0	0	1
3:45	0	0	0	0	0	0	0	0	0	0	0	0	0	0
4:00	0	0	0	0	0	0	0	0	0	0	0	0	0	0
4:15	0	0	0	0	0	0	0	0	0	0	0	0	0	0
4:30	0	0	0	1	0	0	0	0	0	0	0	0	0	1
4:45	0	0	0	0	0	0	0	0	0	0	0	0	0	0
5:00	0	0	0	1	1	0	0	0	0	0	0	0	0	2
5:15	0	0	0	2	1	0	0	0	0	0	0	0	0	3
5:30	0	0	0	0	0	1	0	0	0	0	0	0	0	1
5:45	1	1	2	1	2	0	0	0	0	0	0	0	0	7
6:00	0	1	2	0	0	0	0	0	0	0	0	0	0	3
6:15	1	1	1	1	0	0	0	0	0	0	0	0	0	4
6:30	0	1	3	3	2	1	0	0	0	0	0	0	0	10
6:45	4	12	9	4	2	0	0	0	0	0	0	0	0	31
7:00	0	2	3	5	1	0	0	0	0	0	0	0	0	11
7:15	6	3	10	6	3	1	0	0	0	0	0	0	0	29
7:30	10	17	42	18	5	0	0	0	0	0	0	0	0	92
7:45	30	46	38	19	6	0	0	0	1	0	0	0	0	140
8:00	0	4	12	14	4	2	3	0	0	0	0	0	0	39
8:15	0	1	6	4	7	0	0	0	0	0	0	0	0	18
8:30	1	0	8	6	4	2	0	0	0	0	0	0	0	21
8:45	2	0	11	5	4	3	0	0	0	0	0	0	0	25
9:00	2	2	2	8	5	1	0	0	0	0	0	0	0	20
9:15	4	6	7	7	5	0	0	0	0	0	0	0	0	29
9:30	0	1	3	13	1	2	0	0	0	0	0	0	0	20
9:45	0	2	4	6	6	1	0	0	0	0	0	0	0	19
10:00	0	2	5	12	1	1	0	0	0	0	0	0	0	21
10:15	1	0	2	4	1	2	0	0	0	0	0	0	0	10
10:30	0	2	4	4	1	0	0	0	0	0	0	0	0	11
10:45	0	0	4	6	2	0	0	0	0	0	0	0	0	12
11:00	0	2	5	10	1	0	0	0	0	0	0	0	0	18
11:15	1	1	5	10	2	0	0	0	0	0	0	0	0	19
11:30	0	2	8	13	4	0	0	0	0	0	0	0	0	27
11:45	0	7	2	11	3	3	0	0	0	0	0	0	0	26
12:00 PM	4	3	11	2	4	0	0	0	0	0	0	0	0	24
12:15	1	1	4	10	4	0	0	0	0	0	0	0	0	20
12:30	2	3	5	13	4	0	0	0	0	1	0	0	0	28
12:45	0	0	1	7	4	0	0	0	0	0	0	0	0	12
13:00	0	3	4	3	2	0	0	0	0	0	0	0	0	12
13:15	1	2	3	8	4	0	0	0	0	0	0	0	0	18
13:30	0	1	5	9	2	1	0	0	0	0	0	0	0	18
13:45	0	1	4	9	4	1	0	0	0	0	0	0	0	19
14:00	0	0	6	4	3	1	0	0	0	0	0	0	0	14
14:15	0	2	2	10	6	0	0	0	0	0	0	0	0	20
14:30	0	3	13	13	5	1	0	0	0	0	0	0	0	35
14:45	9	14	8	6	2	0	1	0	0	0	0	0	0	40
15:00	40	34	8	2	0	0	0	0	0	0	0	0	0	84
15:15	2	12	9	14	3	2	0	0	0	0	0	0	0	42
15:30	0	3	6	13	7	0	0	0	0	0	0	0	0	29
15:45	3	4	8	6	3	1	0	1	0	0	0	0	0	26
16:00	0	4	17	15	3	2	0	0	0	1	0	0	0	42
16:15	1	5	11	5	6	0	0	0	0	0	0	0	0	28
16:30	1	1	3	5	9	2	0	0	0	0	0	0	0	21
16:45	0	2	15	7	7	0	0	0	0	0	0	0	0	31
17:00	1	3	9	11	3	0	0	1	0	0	0	0	0	28
17:15	2	5	8	7	1	1	0	0	0	0	0	0	0	24
17:30	0	2	6	10	4	2	0	0	0	0	0	0	0	24
17:45	1	4	8	6	2	2	0	0	0	0	0	0	0	23
18:00	1	0	4	5	4	0	0	0	0	0	0	0	0	14
18:15	2	3	4	8	7	1	0	0	0	0	0	0	0	25
18:30	0	0	5	3	3	0	0	0	0	0	0	0	0	11
18:45	0	0	2	3	3	1	0	0	0	0	0	0	0	9
19:00	0	2	1	6	2	0	0	0	0	0	0	0	0	11
19:15	2	0	0	2	2	0	1	0	0	0	0	0	0	7
19:30	0	1	2	4	5	2	0	0	0	0	0	0	0	14
19:45	1	2	2	2	1	1	0	0	0	0	0	0	0	9
20:00	0	1	2	5	1	0	0	0	0	1	0	0	0	10
20:15	1	1	1	3	0	1	0	0	0	0	0	0	0	7
20:30	1	1	1	1	0	0	0	0	0	0	0	0	0	4
20:45	0	1	1	3	1	0	0	0	0	0	0	0	0	6
21:00	1	2	2	2	0	0	0	0	0	0	0	0	0	7
21:15	0	2	1	0	1	0	0	0	0	0	0	0	0	4
21:30	0	1	2	2	1	0	0	0	0	0	0	0	0	6
21:45	0	0	1	1	2	0	0	0	0	0	0	0	0	4
22:00	0	0	2	2	1	0	0	0	0	0	0	0	0	5
22:15	0	0	1	1	0	0	0	0	0	0	0	0	0	2
22:30	0	0	1	1	0	0	0	0	0	0	0	0	0	2
22:45	0	0	1	0	2	0	0	0	0	0	0	0	0	3
23:00	0	0	1	1	1	0	0	0	0	0	0	0	0	3
23:15	0	0	1	1	0	0	0	0	0	0	0	0	0	2
23:30	0	1	0	0	0	0	0	0	0	0	0	0	0	1
23:45	0	0	0	2	0	0	0	0	0	0	0	0	0	2
Totals	140	246	411	451	206	42	5	2	1	1				1507
% of Totals	9%	16%	27%	30%	14%	3%	0%	0%	0%	0%				100%
AM Volumes	63	116	198	198	77	20	3	0	1	0	0	0	0	677
% AM	4%	8%	13%	13%	5%	1%	0%		0%					45%
AM Peak Hour	7:00	7:15	7:15	7:15	7:30	8:00	7:15		7:00	11:45				7:15
Volume	46	70	102	57	22	7	3		1	1				300
PM Volumes	77	130	212	253	129	22	2	2	0	3	0	0	0	830
% PM	5%	9%	14%	17%	9%	1%	0%	0%		0%				55%
PM Peak Hour	14:30	14:30	16:00	15:15	16:00	15:15	14:00	15:00		12:00				14:30
Volume	51	63	46	48	25	5	1	1		1				201

Directional Peak Periods	AM 7-9			NOON 12-2			PM 4-6			Off Peak Volumes		
All Classes	Volume	↔	%	Volume	↔	%	Volume	↔	%	Volume	↔	%
	375	↔	25%	151	↔	10%	221	↔	15%	760	↔	50%

Street Name	Direction	Percentiles					
		15th	50th	Average	85th	95th	ADT
S Mariposa St	Summary	17	24	24	31	34	1507

Prepared by National Data & Surveying Services

SPEED

S Mariposa St Bet. W Oak St & W Alameda Ave

Day: Tuesday
Date: 1/18/2022

City: Burbank
Project #: CA22_020022_027n

North Bound

Time	< 15	15 - 19	20 - 24	25 - 29	30 - 34	35 - 39	40 - 44	45 - 49	50 - 54	55 - 59	60 - 64	65 - 69	70 +	Total
0:00 AM	0	0	0	1	0	0	0	0	0	0	0	0	0	1
1:00	0	0	0	0	1	0	0	0	0	0	0	0	0	1
2:00	0	0	0	0	0	0	0	0	0	0	0	0	0	0
3:00	0	0	0	0	0	0	0	0	0	0	0	0	0	0
4:00	0	0	0	0	0	0	0	0	0	0	0	0	0	0
5:00	0	1	0	3	2	1	0	0	0	0	0	0	0	7
6:00	3	12	8	0	4	0	0	0	0	0	0	0	0	27
7:00	41	48	59	27	6	1	0	0	0	0	0	0	0	182
8:00	1	2	22	15	8	4	1	0	0	0	0	0	0	53
9:00	4	5	13	15	4	2	0	0	0	0	0	0	0	43
10:00	0	0	11	14	5	1	0	0	0	0	0	0	0	31
11:00	1	7	7	24	8	2	0	0	0	0	0	0	0	49
12:00 PM	3	1	12	19	8	0	0	0	0	0	0	0	0	43
13:00	1	5	7	13	5	1	0	0	0	0	0	0	0	32
14:00	6	10	19	20	10	0	1	0	0	0	0	0	0	66
15:00	30	10	14	22	3	1	0	1	0	0	0	0	0	81
16:00	2	7	18	16	20	1	0	0	0	1	0	0	0	65
17:00	1	9	21	19	5	2	0	0	0	0	0	0	0	57
18:00	2	1	6	9	8	0	0	0	0	0	0	0	0	26
19:00	2	3	3	9	4	3	0	0	0	0	0	0	0	24
20:00	1	2	2	8	1	1	0	0	0	0	0	0	0	15
21:00	1	3	2	5	2	0	0	0	0	0	0	0	0	13
22:00	0	0	5	3	1	0	0	0	0	0	0	0	0	9
23:00	0	0	1	2	1	0	0	0	0	0	0	0	0	4
Totals	99	126	230	244	106	20	2	1		1				829
% of Totals	12%	15%	28%	29%	13%	2%	0%	0%		0%				100%

AM Volumes	50	75	120	99	38	11	1	0	0	0	0	0	0	394
% AM	6%	9%	14%	12%	5%	1%	0%							48%
AM Peak Hour	7:00	7:00	7:00	7:00	8:00	8:00	8:00							7:00
Volume	41	48	59	27	8	4	1							182
PM Volumes	49	51	110	145	68	9	1	1	0	1	0	0	0	435
% PM	6%	6%	13%	17%	8%	1%	0%	0%		0%				52%
PM Peak Hour	15:00	14:00	17:00	15:00	16:00	19:00	14:00	15:00		16:00				15:00
Volume	30	10	21	22	20	3	1	1		1				81

Directional Peak Periods	AM 7-9			NOON 12-2			PM 4-6			Off Peak Volumes		
All Speeds	Volume	↔	%	Volume	↔	%	Volume	↔	%	Volume	↔	%
	235	↔	28%	75	↔	9%	122	↔	15%	397	↔	48%

Street Name	Direction	Percentiles					
		15th	50th	Average	85th	95th	ADT
S Mariposa St	North Bound	16	24	23	30	34	829
S Mariposa St	South Bound	18	25	25	31	35	678

Prepared by National Data & Surveying Services

SPEED

S Mariposa St Bet. W Oak St & W Alameda Ave

Day: Tuesday
Date: 1/18/2022

City: Burbank
Project #: CA22_020022_027s

South Bound

Time	< 15	15 - 19	20 - 24	25 - 29	30 - 34	35 - 39	40 - 44	45 - 49	50 - 54	55 - 59	60 - 64	65 - 69	70 +	Total
0:00 AM	0	0	1	2	1	0	0	0	0	0	0	0	0	4
1:00	0	0	0	0	0	0	0	0	0	0	0	0	0	0
2:00	0	0	0	1	0	0	0	0	0	0	0	0	0	1
3:00	0	0	0	0	1	0	0	0	0	0	0	0	0	1
4:00	0	0	0	1	0	0	0	0	0	0	0	0	0	1
5:00	1	0	2	1	2	0	0	0	0	0	0	0	0	6
6:00	2	3	7	8	0	1	0	0	0	0	0	0	0	21
7:00	5	20	34	21	9	0	0	0	1	0	0	0	0	90
8:00	2	3	15	14	11	3	2	0	0	0	0	0	0	50
9:00	2	6	3	19	13	2	0	0	0	0	0	0	0	45
10:00	1	4	4	12	0	2	0	0	0	0	0	0	0	23
11:00	0	5	13	20	2	1	0	0	0	0	0	0	0	41
12:00 PM	4	6	9	13	8	0	0	0	0	1	0	0	0	41
13:00	0	2	9	16	7	1	0	0	0	0	0	0	0	35
14:00	3	9	10	13	6	2	0	0	0	0	0	0	0	43
15:00	15	43	17	13	10	2	0	0	0	0	0	0	0	100
16:00	0	5	28	16	5	3	0	0	0	0	0	0	0	57
17:00	3	5	10	15	5	3	0	1	0	0	0	0	0	42
18:00	1	2	9	10	9	2	0	0	0	0	0	0	0	33
19:00	1	2	2	5	6	0	1	0	0	0	0	0	0	17
20:00	1	2	3	4	1	0	0	0	0	1	0	0	0	12
21:00	0	2	4	0	2	0	0	0	0	0	0	0	0	8
22:00	0	0	0	1	2	0	0	0	0	0	0	0	0	3
23:00	0	1	1	2	0	0	0	0	0	0	0	0	0	4
Totals	41	120	181	207	100	22	3	1	1	2				678
% of Totals	6%	18%	27%	31%	15%	3%	0%	0%	0%	0%				100%

AM Volumes	13	41	79	99	39	9	2	0	1	0	0	0	0	283
% AM	2%	6%	12%	15%	6%	1%	0%		0%					42%
AM Peak Hour	7:00	7:00	7:00	7:00	9:00	8:00	8:00		7:00					7:00
Volume	5	20	34	21	13	3	2		1					90
PM Volumes	28	79	102	108	61	13	1	1	0	2	0	0	0	395
% PM	4%	12%	15%	16%	9%	2%	0%	0%		0%				58%
PM Peak Hour	15:00	15:00	16:00	13:00	15:00	16:00	19:00	17:00		12:00				15:00
Volume	15	43	28	16	10	3	1	1		1				100

Directional Peak Periods	AM 7-9			NOON 12-2			PM 4-6			Off Peak Volumes		
All Speeds	Volume	↔	%	Volume	↔	%	Volume	↔	%	Volume	↔	%
	140		21%	76		11%	99		15%	363		54%

Street Name	Direction	Percentiles					
		15th	50th	Average	85th	95th	ADT
S Mariposa St	North Bound	16	24	23	30	34	829
S Mariposa St	South Bound	18	25	25	31	35	678

Prepared by National Data & Surveying Services

SPEED

S Mariposa St Bet. W Oak St & W Alameda Ave

Day: Tuesday
Date: 1/18/2022

City: Burbank
Project #: CA22_020022_027

Summary

Time	< 15	15 - 19	20 - 24	25 - 29	30 - 34	35 - 39	40 - 44	45 - 49	50 - 54	55 - 59	60 - 64	65 - 69	70 +	Total
0:00 AM	0	0	1	3	1	0	0	0	0	0	0	0	0	5
1:00	0	0	0	0	1	0	0	0	0	0	0	0	0	1
2:00	0	0	0	1	0	0	0	0	0	0	0	0	0	1
3:00	0	0	0	0	1	0	0	0	0	0	0	0	0	1
4:00	0	0	0	1	0	0	0	0	0	0	0	0	0	1
5:00	1	1	2	4	4	1	0	0	0	0	0	0	0	13
6:00	5	15	15	8	4	1	0	0	0	0	0	0	0	48
7:00	46	68	93	48	15	1	0	0	1	0	0	0	0	272
8:00	3	5	37	29	19	7	3	0	0	0	0	0	0	103
9:00	6	11	16	34	17	4	0	0	0	0	0	0	0	88
10:00	1	4	15	26	5	3	0	0	0	0	0	0	0	54
11:00	1	12	20	44	10	3	0	0	0	0	0	0	0	90
12:00 PM	7	7	21	32	16	0	0	0	0	1	0	0	0	84
13:00	1	7	16	29	12	2	0	0	0	0	0	0	0	67
14:00	9	19	29	33	16	2	1	0	0	0	0	0	0	109
15:00	45	53	31	35	13	3	0	1	0	0	0	0	0	181
16:00	2	12	46	32	25	4	0	0	0	1	0	0	0	122
17:00	4	14	31	34	10	5	0	1	0	0	0	0	0	99
18:00	3	3	15	19	17	2	0	0	0	0	0	0	0	59
19:00	3	5	5	14	10	3	1	0	0	0	0	0	0	41
20:00	2	4	5	12	2	1	0	0	0	1	0	0	0	27
21:00	1	5	6	5	4	0	0	0	0	0	0	0	0	21
22:00	0	0	5	4	3	0	0	0	0	0	0	0	0	12
23:00	0	1	2	4	1	0	0	0	0	0	0	0	0	8
Totals	140	246	411	451	206	42	5	2	1	3				1507
% of Totals	9%	16%	27%	30%	14%	3%	0%	0%	0%	0%				100%

AM Volumes	63	116	199	198	77	20	3	0	1	0	0	0	0	677
% AM	4%	8%	13%	13%	5%	1%	0%		0%					45%
AM Peak Hour	7:00	7:00	7:00	7:00	8:00	8:00	8:00		7:00					7:00
Volume	46	68	93	48	19	7	3		1					272
PM Volumes	77	130	212	253	129	22	2	2	0	3	0	0	0	830
% PM	5%	9%	14%	17%	9%	1%	0%	0%		0%				55%
PM Peak Hour	15:00	15:00	16:00	15:00	16:00	17:00	14:00	15:00		12:00				15:00
Volume	45	53	46	35	25	5	1	1		1				181

Directional Peak Periods	AM 7-9			NOON 12-2			PM 4-6			Off Peak Volumes		
All Speeds	Volume	↔	%	Volume	↔	%	Volume	↔	%	Volume	↔	%
	375		25%	151		10%	221		15%	760		50%

Street Name	Direction	Percentiles					
		15th	50th	Average	85th	95th	ADT
S Mariposa St	Summary	17	24	24	31	34	1507

Prepared by NDS/ATD

Prepared by National Data & Surveying Services

VOLUME

S Mariposa St Bet. W Oak St & W Alameda Ave

Day: Tuesday
Date: 1/18/2022

City: Burbank
Project #: CA22_020022_027

DAILY TOTALS	NB	SB	EB	WB	Total
	829	678	0	0	1,507

AM Period	NB		SB		EB	WB	TOTAL		PM Period	NB		SB		EB	WB	TOTAL	
0:00	0		0		0	0			12:00	12		12		0	0	24	
0:15	0		0		0	0			12:15	11		9		0	0	20	
0:30	0		2		0	0	2		12:30	14		14		0	0	28	
0:45	1	1	2	4	0	0	3	5	12:45	6	43	6	41	0	0	12	84
1:00	0		0		0	0			13:00	8		4		0	0	12	
1:15	1		0		0	0	1		13:15	5		13		0	0	18	
1:30	0		0		0	0			13:30	7		11		0	0	18	
1:45	0	1	0		0	0		1	13:45	12	32	7	35	0	0	19	67
2:00	0		0		0	0			14:00	8		6		0	0	14	
2:15	0		0		0	0			14:15	12		8		0	0	20	
2:30	0		0		0	0			14:30	24		11		0	0	35	
2:45	0		1	1	0	0	1	1	14:45	22	66	18	43	0	0	40	109
3:00	0		0		0	0			15:00	35		49		0	0	84	
3:15	0		0		0	0			15:15	18		24		0	0	42	
3:30	0		1		0	0	1		15:30	14		15		0	0	29	
3:45	0		0	1	0	0		1	15:45	14	81	12	100	0	0	26	181
4:00	0		0		0	0			16:00	22		20		0	0	42	
4:15	0		0		0	0			16:15	19		9		0	0	28	
4:30	0		1		0	0	1		16:30	9		12		0	0	21	
4:45	0		0	1	0	0		1	16:45	15	65	16	57	0	0	31	122
5:00	1		1		0	0	2		17:00	15		13		0	0	28	
5:15	3		0		0	0	3		17:15	11		13		0	0	24	
5:30	1		0		0	0	1		17:30	15		9		0	0	24	
5:45	2	7	5	6	0	0	7	13	17:45	16	57	7	42	0	0	23	99
6:00	2		1		0	0	3		18:00	4		10		0	0	14	
6:15	2		2		0	0	4		18:15	11		14		0	0	25	
6:30	4		6		0	0	10		18:30	7		4		0	0	11	
6:45	19	27	12	21	0	0	31	48	18:45	4	26	5	33	0	0	9	59
7:00	4		7		0	0	11		19:00	7		4		0	0	11	
7:15	23		6		0	0	29		19:15	4		3		0	0	7	
7:30	67		25		0	0	92		19:30	8		6		0	0	14	
7:45	88	182	52	90	0	0	140	272	19:45	5	24	4	17	0	0	9	41
8:00	22		17		0	0	39		20:00	5		5		0	0	10	
8:15	7		11		0	0	18		20:15	5		2		0	0	7	
8:30	7		14		0	0	21		20:30	1		3		0	0	4	
8:45	17	53	8	50	0	0	25	103	20:45	4	15	2	12	0	0	6	27
9:00	14		6		0	0	20		21:00	4		3		0	0	7	
9:15	12		17		0	0	29		21:15	3		1		0	0	4	
9:30	8		12		0	0	20		21:30	4		2		0	0	6	
9:45	9	43	10	45	0	0	19	88	21:45	2	13	2	8	0	0	4	21
10:00	13		8		0	0	21		22:00	3		2		0	0	5	
10:15	4		6		0	0	10		22:15	2		0		0	0	2	
10:30	6		5		0	0	11		22:30	2		0		0	0	2	
10:45	8	31	4	23	0	0	12	54	22:45	2	9	1	3	0	0	3	12
11:00	7		11		0	0	18		23:00	1		2		0	0	3	
11:15	8		11		0	0	19		23:15	2		0		0	0	2	
11:30	18		9		0	0	27		23:30	0		1		0	0	1	
11:45	16	49	10	41	0	0	26	90	23:45	1	4	1	4	0	0	2	8
TOTALS		394		283				677	TOTALS		435		395				830
SPLIT %		58.2%		41.8%				44.9%	SPLIT %		52.4%		47.6%				55.1%

DAILY TOTALS	NB	SB	EB	WB	Total
	829	678	0	0	1,507

AM Peak Hour	7:15	7:30			7:15	PM Peak Hour	14:30	14:45			14:30
AM Pk Volume	200	105			300	PM Pk Volume	99	106			201
Pk Hr Factor	0.568	0.505			0.536	Pk Hr Factor	0.707	0.541			0.598
7 - 9 Volume	235	140	0	0	375	4 - 6 Volume	122	99	0	0	221
7 - 9 Peak Hour	7:15	7:30			7:15	4 - 6 Peak Hour	16:00	16:00			16:00
7 - 9 Pk Volume	200	105	0	0	300	4 - 6 Pk Volume	65	57	0	0	122
Pk Hr Factor	0.568	0.505	0.000	0.000	0.536	Pk Hr Factor	0.739	0.713	0.000	0.000	0.726

Prepared by NDS/ATD

Project #: CA22_020022_027 **City:** Burbank

Location: S Mariposa St Bet. W Oak St & W Alameda **Date:** 1/18/2022

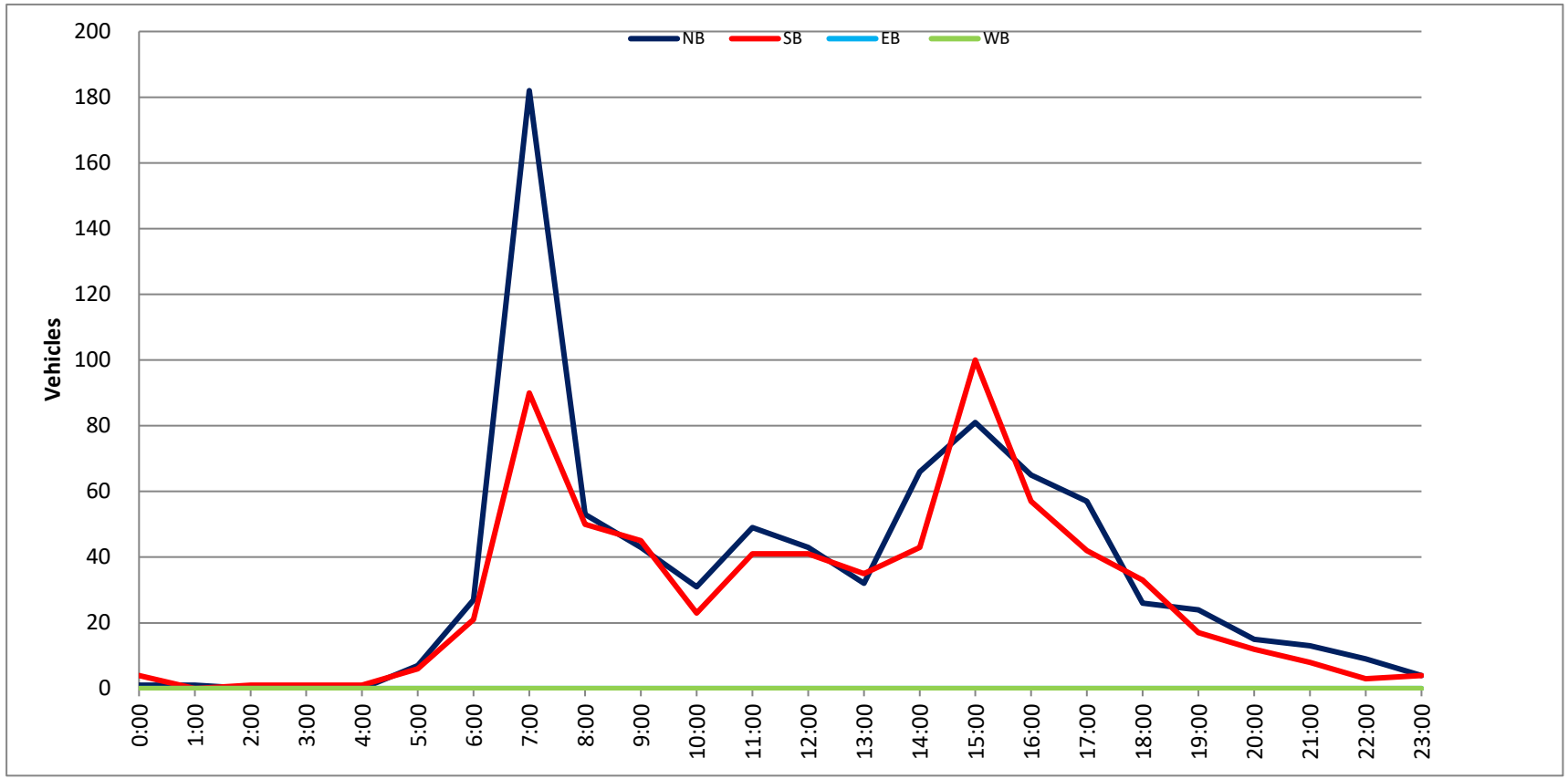

Prepared by National Data & Surveying Services

SPEED

S Mariposa St Bet. W Oak St & W Alameda Ave

Day: Wednesday
Date: 1/19/2022

City: Burbank
Project #: CA22_020022_027n

North Bound

Time	< 15	15 - 19	20 - 24	25 - 29	30 - 34	35 - 39	40 - 44	45 - 49	50 - 54	55 - 59	60 - 64	65 - 69	70 +	Total
0:00 AM	0	0	0	0	0	0	0	0	0	0	0	0	0	0
0:15	0	0	0	0	0	0	0	0	0	0	0	0	0	0
0:30	0	0	0	0	0	0	0	0	0	0	0	0	0	0
0:45	0	0	0	0	0	0	0	0	0	0	0	0	0	0
1:00	0	0	0	0	0	0	0	0	0	0	0	0	0	0
1:15	0	1	0	0	0	0	0	0	0	0	0	0	0	1
1:30	0	0	0	0	0	0	0	0	0	0	0	0	0	0
1:45	0	0	0	0	0	0	0	0	0	0	0	0	0	0
2:00	0	0	0	0	0	0	0	0	0	0	0	0	0	0
2:15	0	0	0	0	0	0	0	0	0	0	0	0	0	0
2:30	0	0	0	0	0	0	0	0	0	0	0	0	0	0
2:45	0	0	0	0	0	0	0	0	0	0	0	0	0	0
3:00	0	0	0	0	0	0	0	0	0	0	0	0	0	0
3:15	0	0	0	0	0	0	0	0	0	0	0	0	0	0
3:30	0	0	0	0	0	0	0	0	0	0	0	0	0	0
3:45	0	0	0	0	0	0	0	0	0	0	0	0	0	0
4:00	0	0	0	0	0	0	0	0	0	0	0	0	0	0
4:15	0	0	0	0	0	0	0	0	0	0	0	0	0	0
4:30	0	0	0	0	0	0	0	0	0	0	0	0	0	0
4:45	0	0	0	0	0	0	0	0	0	0	0	0	0	0
5:00	0	0	0	0	0	0	0	0	0	0	0	0	0	0
5:15	0	0	0	2	1	0	0	0	0	0	0	0	0	3
5:30	0	0	0	1	1	0	0	0	0	0	0	0	0	2
5:45	0	0	1	0	0	0	0	0	0	0	0	0	0	1
6:00	0	1	1	0	0	0	0	0	0	0	0	0	0	2
6:15	0	0	0	3	3	1	0	0	0	0	0	0	0	7
6:30	0	2	2	2	1	0	0	0	0	0	0	0	0	7
6:45	2	9	5	2	0	0	0	0	0	0	0	0	0	18
7:00	0	2	1	1	2	1	0	0	0	0	0	0	0	7
7:15	5	7	7	2	0	0	0	0	0	0	0	0	0	21
7:30	21	20	10	6	1	0	0	0	0	0	0	0	0	58
7:45	40	20	14	2	0	0	0	0	0	0	0	0	0	76
8:00	2	3	15	7	3	0	0	0	0	0	0	0	0	30
8:15	1	1	4	2	0	0	0	0	0	0	0	0	0	8
8:30	0	1	1	2	1	0	0	0	0	0	0	0	0	5
8:45	1	4	4	3	0	0	0	0	0	0	0	0	0	12
9:00	0	1	2	3	0	0	0	0	0	0	0	0	0	6
9:15	1	1	5	2	2	0	0	0	0	0	0	0	0	11
9:30	0	0	3	0	1	0	0	0	0	0	0	0	0	4
9:45	2	2	3	2	1	0	0	0	0	0	0	0	0	10
10:00	0	2	3	0	3	0	0	0	0	0	0	0	0	8
10:15	0	1	1	2	0	0	0	0	0	0	0	0	0	4
10:30	0	0	3	4	0	0	0	0	0	0	0	0	0	7
10:45	0	2	3	3	0	1	0	0	0	0	0	0	0	9
11:00	0	6	7	2	0	0	0	0	0	0	0	0	0	15
11:15	0	1	5	3	3	0	0	0	0	0	0	0	0	12
11:30	0	2	2	1	0	0	0	0	0	0	0	0	0	5
11:45	1	1	3	3	1	0	0	0	0	0	0	0	0	9
12:00 PM	2	2	6	2	4	0	0	0	0	0	0	0	0	16
12:15	3	2	1	2	1	2	0	0	0	0	0	0	0	11
12:30	1	0	2	5	0	0	0	0	0	0	0	0	0	8
12:45	0	1	2	3	3	0	0	0	0	0	0	0	0	9
13:00	0	1	0	4	2	2	0	0	0	0	0	0	0	9
13:15	0	0	2	2	2	0	0	1	0	0	0	0	0	7
13:30	0	2	4	4	1	1	1	0	0	0	0	0	0	13
13:45	0	2	2	4	5	0	0	0	0	0	0	0	0	13
14:00	1	2	4	7	1	1	0	0	0	0	0	0	0	16
14:15	0	2	4	7	1	0	0	0	0	0	0	0	0	14
14:30	1	2	5	6	3	2	0	0	0	0	0	0	0	19
14:45	2	2	5	1	1	0	0	0	0	0	0	0	0	11
15:00	11	6	4	0	2	0	0	0	0	0	0	0	0	23
15:15	1	4	7	6	1	0	0	0	0	0	0	0	0	19
15:30	1	3	1	5	1	0	0	0	0	0	0	0	0	11
15:45	3	7	8	5	1	0	0	0	0	0	0	0	0	24
16:00	6	6	6	3	0	0	0	0	0	0	0	0	0	21
16:15	4	0	11	3	2	1	0	0	0	0	0	0	0	21
16:30	2	3	2	4	3	0	1	0	0	0	0	0	0	15
16:45	0	3	2	4	1	0	0	0	0	0	0	0	0	10
17:00	1	2	3	0	3	2	0	0	0	0	0	0	0	11
17:15	0	1	5	3	0	0	0	0	0	0	0	0	0	9
17:30	0	2	3	7	1	0	0	0	0	0	0	0	0	13
17:45	0	1	2	1	2	1	0	0	0	0	0	0	0	7
18:00	0	1	1	3	0	1	0	0	0	0	0	0	0	6
18:15	0	0	1	1	2	0	0	0	0	0	0	0	0	4
18:30	0	0	1	2	3	0	0	0	0	0	0	0	0	6
18:45	1	0	0	3	0	0	0	0	0	0	0	0	0	4
19:00	0	0	4	3	1	1	0	0	0	0	0	0	0	9
19:15	0	1	0	2	2	0	0	0	0	0	0	0	0	5
19:30	0	0	1	5	1	1	0	0	0	0	0	0	0	8
19:45	0	0	3	4	0	2	0	0	0	0	0	0	0	9
20:00	0	1	1	4	3	0	0	0	0	0	0	0	0	9
20:15	0	0	0	0	0	1	0	0	0	0	0	0	0	1
20:30	0	0	0	1	2	0	0	0	0	0	0	0	0	3
20:45	0	1	0	5	1	0	0	0	0	0	0	0	0	7
21:00	0	0	0	2	0	0	0	0	0	0	0	0	0	2
21:15	0	0	2	1	0	0	0	0	0	0	0	0	0	3
21:30	0	0	0	0	0	1	0	0	0	0	0	0	0	1
21:45	0	0	0	2	2	0	0	0	0	0	0	0	0	4
22:00	0	0	0	3	0	0	0	0	0	0	0	0	0	3
22:15	0	0	0	0	0	0	0	0	0	0	0	0	0	0
22:30	0	0	1	2	1	0	0	0	0	0	0	0	0	4
22:45	0	0	0	0	0	0	0	0	0	0	0	0	0	0
23:00	0	0	1	1	0	0	0	0	0	0	0	0	0	2
23:15	0	0	0	1	0	0	0	0	0	0	0	0	0	1
23:30	0	0	0	0	0	0	0	0	0	0	0	0	0	0
23:45	0	0	0	0	0	0	0	0	0	0	0	0	0	0
Totals	116	150	212	193	83	22	2	1						779
% of Totals	15%	19%	27%	25%	11%	3%	0%	0%						100%

AM Volumes	76	90	105	60	24	3	0	0	0	0	0	0	0	358
% AM	10%	12%	13%	8%	3%	0%								46%
AM Peak Hour	7:15	7:15	7:15	7:15	11:15	6:15								7:15
Volume	68	50	46	17	8	2								185
PM Volumes	40	60	107	133	59	19	2	1	0	0	0	0	0	421
% PM	5%	8%	14%	17%	8%	2%	0%	0%						54%
PM Peak Hour	15:00	15:00	15:45	13:45	13:00	12:15	12:45	12:30						15:45
Volume	16	20	27	24	10	4	1	1						81

Directional Peak Periods	AM 7-9			NOON 12-2			PM 4-6			Off Peak Volumes		
All Classes	Volume	⟷	%	Volume	⟷	%	Volume	⟷	%	Volume	⟷	%
	217		28%	86		11%	107		14%	369		47%

Street Name	Direction	Percentiles					
		15th	50th	Average	85th	95th	ADT
S Mariposa St	North Bound	15	23	22	30	34	779
S Mariposa St	South Bound	17	24	24	30	34	664

Prepared by National Data & Surveying Services

SPEED

S Mariposa St Bet. W Oak St & W Alameda Ave

Day: Wednesday
Date: 1/19/2022

City: Burbank
Project #: CA22_020022_027s

South Bound

Time	< 15	15 - 19	20 - 24	25 - 29	30 - 34	35 - 39	40 - 44	45 - 49	50 - 54	55 - 59	60 - 64	65 - 69	70 +	Total
0:00 AM	0	0	0	0	0	0	0	0	0	0	0	0	0	0
0:15	0	0	0	0	0	0	0	0	0	0	0	0	0	0
0:30	0	0	0	0	0	0	0	0	0	0	0	0	0	0
0:45	0	0	0	0	0	0	0	0	0	0	0	0	0	0
1:00	0	0	0	0	0	0	0	0	0	0	0	0	0	0
1:15	0	0	0	0	0	0	0	0	0	0	0	0	0	0
1:30	0	0	0	0	0	0	0	0	0	0	0	0	0	0
1:45	0	0	0	0	0	0	0	0	0	0	0	0	0	0
2:00	0	0	0	0	0	0	0	0	0	0	0	0	0	0
2:15	0	0	0	0	0	0	0	0	0	0	0	0	0	0
2:30	0	0	0	0	0	0	0	0	0	0	0	0	0	0
2:45	0	0	1	0	0	0	0	0	0	0	0	0	0	1
3:00	0	0	0	0	0	0	0	0	0	0	0	0	0	0
3:15	0	0	0	0	1	0	0	0	0	0	0	0	0	1
3:30	0	0	0	0	0	0	0	0	0	0	0	0	0	0
3:45	0	0	0	0	0	0	0	0	0	0	0	0	0	0
4:00	0	0	0	0	0	0	0	0	0	0	0	0	0	0
4:15	0	0	0	1	0	0	0	0	0	0	0	0	0	1
4:30	0	0	0	0	0	0	0	0	0	0	0	0	0	0
4:45	0	0	0	0	0	0	0	0	0	0	0	0	0	0
5:00	0	0	0	0	0	1	0	0	0	0	0	0	0	1
5:15	0	0	0	1	1	0	0	0	0	0	0	0	0	2
5:30	0	0	0	0	0	0	0	0	0	0	0	0	0	0
5:45	0	0	1	0	0	0	0	0	0	0	0	0	0	1
6:00	0	0	0	0	2	0	0	0	0	0	0	0	0	2
6:15	0	0	1	0	0	0	0	0	0	0	0	0	0	1
6:30	1	0	0	2	1	1	0	0	0	0	0	0	0	5
6:45	0	2	4	1	2	0	0	0	0	0	0	0	0	9
7:00	0	1	2	2	1	0	0	0	0	0	0	0	0	6
7:15	0	2	6	5	1	1	1	0	0	0	0	0	0	16
7:30	3	3	8	2	1	2	0	0	0	0	0	0	0	19
7:45	4	28	23	3	1	0	0	0	0	0	0	0	0	59
8:00	0	1	7	5	2	0	0	0	0	0	0	0	0	15
8:15	0	1	1	2	1	0	1	0	0	0	0	0	0	6
8:30	0	2	5	4	2	0	0	0	0	0	0	0	0	13
8:45	0	0	5	2	2	0	0	0	0	0	0	0	0	9
9:00	1	0	7	5	0	0	0	0	0	0	0	0	0	13
9:15	0	0	3	2	1	0	0	0	0	0	0	0	0	6
9:30	0	0	0	5	1	1	0	0	0	0	0	0	0	7
9:45	1	2	3	3	1	0	0	0	0	0	0	0	0	10
10:00	0	1	4	3	0	0	0	0	0	0	0	0	0	8
10:15	0	1	7	1	0	2	0	0	0	0	0	0	0	11
10:30	0	2	5	1	2	0	0	0	0	0	0	0	0	10
10:45	1	0	1	2	1	0	0	0	0	0	0	0	0	5
11:00	0	2	4	6	1	0	0	0	0	0	0	0	0	13
11:15	0	3	2	2	0	1	0	0	0	0	0	0	0	8
11:30	0	2	3	3	0	0	0	0	0	0	0	0	0	8
11:45	0	0	4	3	0	0	0	0	0	0	0	0	0	7
12:00 PM	0	1	2	1	2	0	0	0	0	0	0	0	0	6
12:15	0	2	4	6	1	0	0	0	0	0	0	0	0	13
12:30	2	1	0	3	1	0	0	0	0	0	0	0	0	7
12:45	1	3	4	0	2	0	0	0	0	0	0	0	0	10
13:00	0	1	4	5	4	1	0	0	0	0	0	0	0	15
13:15	1	0	1	4	5	0	0	0	0	0	0	0	0	11
13:30	0	1	5	4	1	0	0	0	0	0	0	0	0	11
13:45	0	0	1	5	3	1	0	0	0	0	0	0	0	10
14:00	0	1	3	2	0	0	0	0	0	0	0	0	0	6
14:15	0	1	5	0	0	0	0	0	0	0	0	0	0	6
14:30	0	3	3	9	2	0	0	0	0	0	0	0	0	17
14:45	3	0	0	0	1	0	0	0	0	0	0	0	0	4
15:00	18	12	12	3	0	1	0	0	0	0	0	0	0	46
15:15	1	7	8	9	1	0	0	0	0	0	0	0	0	26
15:30	0	4	2	5	1	0	0	0	0	0	0	0	0	12
15:45	0	3	5	4	0	0	0	0	0	0	0	0	0	12
16:00	11	11	7	0	0	0	0	0	0	0	0	0	0	29
16:15	1	2	4	4	1	0	0	0	0	0	0	0	0	12
16:30	1	2	8	1	2	0	0	0	0	0	0	0	0	14
16:45	0	0	5	5	2	1	0	0	0	0	0	0	0	13
17:00	1	1	2	4	1	1	0	0	0	0	0	0	0	10
17:15	1	2	4	4	2	0	0	0	0	0	0	0	0	13
17:30	0	3	3	2	3	0	0	0	0	0	0	0	0	11
17:45	0	2	2	4	0	0	0	0	0	0	0	0	0	8
18:00	0	0	1	5	0	0	1	0	0	0	0	0	0	7
18:15	0	3	0	3	0	0	0	0	0	0	0	0	0	6
18:30	0	0	0	2	2	1	0	0	0	0	0	0	0	5
18:45	1	0	0	7	0	0	0	0	0	0	0	0	0	8
19:00	1	0	0	2	2	0	1	0	0	0	0	0	0	6
19:15	1	0	0	2	2	0	0	0	0	0	0	0	0	5
19:30	0	0	1	1	3	1	0	0	0	0	0	0	0	6
19:45	0	0	1	0	1	0	0	0	0	0	0	0	0	2
20:00	0	0	0	0	0	1	0	0	0	0	0	0	0	1
20:15	0	0	1	0	0	0	0	0	0	0	0	0	0	1
20:30	0	0	0	3	1	0	0	0	0	0	0	0	0	4
20:45	0	0	0	0	0	0	0	0	0	0	0	0	0	0
21:00	0	0	2	1	0	0	0	0	0	0	0	0	0	3
21:15	0	0	0	1	0	0	0	0	0	0	0	0	0	1
21:30	0	0	1	2	1	0	0	0	0	0	0	0	0	4
21:45	0	0	0	2	0	0	0	0	0	0	0	0	0	2
22:00	0	0	1	0	0	0	0	0	0	0	0	0	0	1
22:15	0	0	0	3	0	0	0	0	0	0	0	0	0	3
22:30	0	0	0	0	0	1	0	0	0	0	0	0	0	1
22:45	0	1	1	0	0	0	0	0	0	0	0	0	0	2
23:00	0	0	0	0	1	0	0	0	0	0	0	0	0	1
23:15	0	0	0	0	0	0	0	0	0	0	0	0	0	0
23:30	0	0	0	0	0	0	0	0	0	0	0	0	0	0
23:45	0	0	0	0	0	0	0	0	0	0	0	0	0	0
Totals	**55**	**120**	**210**	**184**	**71**	**18**	**4**							**664**
% of Totals	8%	18%	32%	28%	11%	3%	1%							100%

AM Volumes	11	53	107	66	25	9	2	0	0	0	0	0	0	273
% AM	2%	8%	16%	10%	4%	1%	0%							41%
AM Peak Hour	7:00	7:00	7:15	7:15	8:00	6:45	6:30							7:15
Volume	7	34	44	15	7	3	1							109
PM Volumes	44	67	103	118	48	9	2	0	0	0	0	0	0	391
% PM	7%	10%	16%	18%	7%	1%	0%							59%
PM Peak Hour	14:30	15:00	15:00	14:30	13:00	13:00	17:15							15:00
Volume	22	26	27	21	13	2	1							96

Directional Peak Periods	AM 7-9			NOON 12-2			PM 4-6			Off Peak Volumes		
All Classes	Volume	↔	%	Volume	↔	%	Volume	↔	%	Volume	↔	%
	143	↔	22%	83	↔	13%	110	↔	17%	328	↔	49%

Street Name	Direction	Percentiles					
		15th	50th	Average	85th	95th	ADT
S Mariposa St	North Bound	15	23	22	30	34	779
S Mariposa St	South Bound	17	24	24	30	34	664

Prepared by National Data & Surveying Services

SPEED

S Mariposa St Bet. W Oak St & W Alameda Ave

Day: Wednesday
Date: 1/19/2022

City: Burbank
Project #: CA22_020022_027

Summary

Time	< 15	15 - 19	20 - 24	25 - 29	30 - 34	35 - 39	40 - 44	45 - 49	50 - 54	55 - 59	60 - 64	65 - 69	70 +	Total
0:00 AM	0	0	0	0	0	0	0	0	0	0	0	0	0	0
0:15	0	0	0	0	0	0	0	0	0	0	0	0	0	0
0:30	0	0	0	0	0	0	0	0	0	0	0	0	0	0
0:45	0	0	0	0	0	0	0	0	0	0	0	0	0	0
1:00	0	0	0	0	0	0	0	0	0	0	0	0	0	0
1:15	0	1	0	0	0	0	0	0	0	0	0	0	0	1
1:30	0	0	0	0	0	0	0	0	0	0	0	0	0	0
1:45	0	0	0	0	0	0	0	0	0	0	0	0	0	0
2:00	0	0	0	0	0	0	0	0	0	0	0	0	0	0
2:15	0	0	0	0	0	0	0	0	0	0	0	0	0	0
2:30	0	0	0	0	0	0	0	0	0	0	0	0	0	0
2:45	0	0	1	0	0	0	0	0	0	0	0	0	0	1
3:00	0	0	0	0	0	0	0	0	0	0	0	0	0	0
3:15	0	0	0	0	1	0	0	0	0	0	0	0	0	1
3:30	0	0	0	0	0	0	0	0	0	0	0	0	0	0
3:45	0	0	0	0	0	0	0	0	0	0	0	0	0	0
4:00	0	0	0	0	0	0	0	0	0	0	0	0	0	0
4:15	0	0	0	1	0	0	0	0	0	0	0	0	0	1
4:30	0	0	0	0	0	0	0	0	0	0	0	0	0	0
4:45	0	0	0	0	0	0	0	0	0	0	0	0	0	0
5:00	0	0	0	0	0	1	0	0	0	0	0	0	0	1
5:15	0	0	0	3	2	0	0	0	0	0	0	0	0	5
5:30	0	0	0	1	1	0	0	0	0	0	0	0	0	2
5:45	0	0	2	0	0	0	0	0	0	0	0	0	0	2
6:00	0	1	1	0	2	0	0	0	0	0	0	0	0	4
6:15	0	0	1	3	3	1	0	0	0	0	0	0	0	8
6:30	1	2	2	4	2	1	0	0	0	0	0	0	0	12
6:45	2	11	9	3	2	0	0	0	0	0	0	0	0	27
7:00	0	3	3	3	3	1	0	0	0	0	0	0	0	13
7:15	5	9	13	7	1	1	1	0	0	0	0	0	0	37
7:30	24	23	18	8	2	2	0	0	0	0	0	0	0	77
7:45	44	48	37	5	1	0	0	0	0	0	0	0	0	135
8:00	2	4	22	12	5	0	0	0	0	0	0	0	0	45
8:15	1	2	5	4	1	0	1	0	0	0	0	0	0	14
8:30	0	3	6	6	3	0	0	0	0	0	0	0	0	18
8:45	1	4	9	5	2	0	0	0	0	0	0	0	0	21
9:00	1	1	9	8	0	0	0	0	0	0	0	0	0	19
9:15	1	1	8	4	3	0	0	0	0	0	0	0	0	17
9:30	0	0	3	5	2	1	0	0	0	0	0	0	0	11
9:45	3	4	6	5	2	0	0	0	0	0	0	0	0	20
10:00	0	3	7	3	3	0	0	0	0	0	0	0	0	16
10:15	0	2	8	3	0	2	0	0	0	0	0	0	0	15
10:30	0	2	8	5	2	0	0	0	0	0	0	0	0	17
10:45	1	2	4	5	1	1	0	0	0	0	0	0	0	14
11:00	0	8	11	8	1	0	0	0	0	0	0	0	0	28
11:15	0	4	7	5	3	1	0	0	0	0	0	0	0	20
11:30	0	4	5	4	0	0	0	0	0	0	0	0	0	13
11:45	1	1	7	6	1	0	0	0	0	0	0	0	0	16
12:00 PM	2	3	8	3	6	0	0	0	0	0	0	0	0	22
12:15	3	4	5	8	2	2	0	0	0	0	0	0	0	24
12:30	3	1	2	8	1	0	0	0	0	0	0	0	0	15
12:45	1	4	6	3	5	0	0	0	0	0	0	0	0	19
13:00	0	2	4	9	6	3	0	0	0	0	0	0	0	24
13:15	1	0	3	6	7	0	0	1	0	0	0	0	0	18
13:30	0	3	9	8	2	1	1	0	0	0	0	0	0	24
13:45	0	2	3	9	8	1	0	0	0	0	0	0	0	23
14:00	1	3	7	9	1	1	0	0	0	0	0	0	0	22
14:15	0	3	9	7	1	0	0	0	0	0	0	0	0	20
14:30	1	5	8	15	5	2	0	0	0	0	0	0	0	36
14:45	5	2	5	1	2	0	0	0	0	0	0	0	0	15
15:00	29	18	16	3	2	1	0	0	0	0	0	0	0	69
15:15	2	11	15	15	2	0	0	0	0	0	0	0	0	45
15:30	1	7	3	10	2	0	0	0	0	0	0	0	0	23
15:45	3	10	13	9	1	0	0	0	0	0	0	0	0	36
16:00	17	17	13	3	0	0	0	0	0	0	0	0	0	50
16:15	5	2	15	7	3	1	0	0	0	0	0	0	0	33
16:30	3	5	10	5	5	0	1	0	0	0	0	0	0	29
16:45	0	3	7	9	3	1	0	0	0	0	0	0	0	23
17:00	2	3	5	4	4	3	0	0	0	0	0	0	0	21
17:15	1	3	9	7	2	0	0	0	0	0	0	0	0	22
17:30	0	5	6	9	4	0	0	0	0	0	0	0	0	24
17:45	0	3	4	5	2	1	0	0	0	0	0	0	0	15
18:00	0	1	2	8	0	1	1	0	0	0	0	0	0	13
18:15	0	3	1	4	2	0	0	0	0	0	0	0	0	10
18:30	0	0	1	4	5	1	0	0	0	0	0	0	0	11
18:45	2	0	0	10	0	0	0	0	0	0	0	0	0	12
19:00	1	0	4	5	3	1	1	0	0	0	0	0	0	15
19:15	1	1	0	4	4	0	0	0	0	0	0	0	0	10
19:30	0	0	2	6	4	2	0	0	0	0	0	0	0	14
19:45	0	0	4	4	1	2	0	0	0	0	0	0	0	11
20:00	0	1	1	4	3	1	0	0	0	0	0	0	0	10
20:15	0	0	1	0	0	1	0	0	0	0	0	0	0	2
20:30	0	0	0	4	3	0	0	0	0	0	0	0	0	7
20:45	0	1	0	5	1	0	0	0	0	0	0	0	0	7
21:00	0	0	2	3	0	0	0	0	0	0	0	0	0	5
21:15	0	0	2	2	0	0	0	0	0	0	0	0	0	4
21:30	0	0	1	2	1	1	0	0	0	0	0	0	0	5
21:45	0	0	0	4	2	0	0	0	0	0	0	0	0	6
22:00	0	0	1	3	0	0	0	0	0	0	0	0	0	4
22:15	0	0	0	3	0	0	0	0	0	0	0	0	0	3
22:30	0	0	1	2	1	1	0	0	0	0	0	0	0	5
22:45	0	1	1	0	0	0	0	0	0	0	0	0	0	2
23:00	0	0	1	1	1	0	0	0	0	0	0	0	0	3
23:15	0	0	0	1	0	0	0	0	0	0	0	0	0	1
23:30	0	0	0	0	0	0	0	0	0	0	0	0	0	0
23:45	0	0	0	0	0	0	0	0	0	0	0	0	0	0
Totals	171	270	422	377	156	40	6	1						1443
% of Totals	12%	19%	29%	26%	11%	3%	0%	0%						100%

AM Volumes	87	143	212	126	49	12	2	0	0	0	0	0	0	631
% AM	6%	10%	15%	9%	3%	1%	0%							44%
AM Peak Hour	7:15	7:15	7:15	7:15	8:00	6:45	6:30							7:15
Volume	75	84	90	32	11	4	1							294
PM Volumes	84	127	210	251	107	28	4	1	0	0	0	0	0	812
% PM	6%	9%	15%	17%	7%	2%	0%	0%						56%
PM Peak Hour	14:30	15:00	15:45	13:45	13:00	19:30	12:45	12:30						15:00
Volume	37	46	51	40	23	6	1	1						173

Directional Peak Periods	AM 7-9			NOON 12-2			PM 4-6			Off Peak Volumes		
All Classes	Volume	⟷	%	Volume	⟷	%	Volume	⟷	%	Volume	⟷	%
	360		25%	169		12%	217		15%	697		48%

Street Name	Direction	Percentiles					
		15th	50th	Average	85th	95th	ADT
S Mariposa St	Summary	16	23	23	30	34	1443

Prepared by National Data & Surveying Services

SPEED

S Mariposa St Bet. W Oak St & W Alameda Ave

Day: Wednesday
Date: 1/19/2022

City: Burbank
Project #: CA22_020022_027n

North Bound

Time	< 15	15 - 19	20 - 24	25 - 29	30 - 34	35 - 39	40 - 44	45 - 49	50 - 54	55 - 59	60 - 64	65 - 69	70 +	Total
0:00 AM	0	0	0	0	0	0	0	0	0	0	0	0	0	0
1:00	0	1	0	0	0	0	0	0	0	0	0	0	0	1
2:00	0	0	0	0	0	0	0	0	0	0	0	0	0	0
3:00	0	0	0	0	0	0	0	0	0	0	0	0	0	0
4:00	0	0	0	0	0	0	0	0	0	0	0	0	0	0
5:00	0	0	1	3	2	0	0	0	0	0	0	0	0	6
6:00	2	12	8	7	4	1	0	0	0	0	0	0	0	34
7:00	66	49	32	11	3	1	0	0	0	0	0	0	0	162
8:00	4	9	24	14	4	0	0	0	0	0	0	0	0	55
9:00	3	4	13	7	4	0	0	0	0	0	0	0	0	31
10:00	0	5	10	9	3	1	0	0	0	0	0	0	0	28
11:00	1	10	17	9	4	0	0	0	0	0	0	0	0	41
12:00 PM	6	5	11	12	8	2	0	0	0	0	0	0	0	44
13:00	0	5	8	14	10	3	1	1	0	0	0	0	0	42
14:00	4	8	18	21	6	3	0	0	0	0	0	0	0	60
15:00	16	20	20	16	5	0	0	0	0	0	0	0	0	77
16:00	12	12	21	14	6	1	1	0	0	0	0	0	0	67
17:00	1	6	13	11	6	3	0	0	0	0	0	0	0	40
18:00	1	1	3	9	5	1	0	0	0	0	0	0	0	20
19:00	0	1	8	14	4	4	0	0	0	0	0	0	0	31
20:00	0	2	1	10	6	1	0	0	0	0	0	0	0	20
21:00	0	0	2	5	2	1	0	0	0	0	0	0	0	10
22:00	0	0	1	5	1	0	0	0	0	0	0	0	0	7
23:00	0	0	1	2	0	0	0	0	0	0	0	0	0	3
Totals	116	150	212	193	83	22	2	1						779
% of Totals	15%	19%	27%	25%	11%	3%	0%	0%						100%

AM Volumes	76	90	105	60	24	3	0	0	0	0	0	0	0	358
% AM	10%	12%	13%	8%	3%	0%								46%
AM Peak Hour	7:00	7:00	7:00	8:00	6:00	6:00								7:00
Volume	66	49	32	14	4	1								162
PM Volumes	40	60	107	133	59	19	2	1	0	0	0	0	0	421
% PM	5%	8%	14%	17%	8%	2%	0%	0%						54%
PM Peak Hour	15:00	15:00	16:00	14:00	13:00	19:00	13:00	13:00						15:00
Volume	16	20	21	21	10	4	1	1						77

Directional Peak Periods	AM 7-9			NOON 12-2			PM 4-6			Off Peak Volumes		
All Speeds	Volume	↔	%	Volume	↔	%	Volume	↔	%	Volume	↔	%
	217	↔	28%	86	↔	11%	107	↔	14%	369	↔	47%

Street Name	Direction	Percentiles					
		15th	50th	Average	85th	95th	ADT
S Mariposa St	North Bound	15	23	22	30	34	779
S Mariposa St	South Bound	17	24	24	30	34	664

Prepared by National Data & Surveying Services

SPEED

S Mariposa St Bet. W Oak St & W Alameda Ave

Day: Wednesday
Date: 1/19/2022

City: Burbank
Project #: CA22_020022_027s

South Bound

Time	< 15	15 - 19	20 - 24	25 - 29	30 - 34	35 - 39	40 - 44	45 - 49	50 - 54	55 - 59	60 - 64	65 - 69	70 +	Total
0:00 AM	0	0	0	0	0	0	0	0	0	0	0	0	0	0
1:00	0	0	0	0	0	0	0	0	0	0	0	0	0	0
2:00	0	0	1	0	0	0	0	0	0	0	0	0	0	1
3:00	0	0	0	0	1	0	0	0	0	0	0	0	0	1
4:00	0	0	0	1	0	0	0	0	0	0	0	0	0	1
5:00	0	0	1	1	1	1	0	0	0	0	0	0	0	4
6:00	1	2	5	3	5	1	0	0	0	0	0	0	0	17
7:00	7	34	39	12	4	3	1	0	0	0	0	0	0	100
8:00	0	4	18	13	7	0	1	0	0	0	0	0	0	43
9:00	2	2	13	15	3	1	0	0	0	0	0	0	0	36
10:00	1	4	17	7	3	2	0	0	0	0	0	0	0	34
11:00	0	7	13	14	1	1	0	0	0	0	0	0	0	36
12:00 PM	3	7	10	10	6	0	0	0	0	0	0	0	0	36
13:00	1	2	11	18	13	2	0	0	0	0	0	0	0	47
14:00	3	5	11	11	3	0	0	0	0	0	0	0	0	33
15:00	19	26	27	21	2	1	0	0	0	0	0	0	0	96
16:00	13	15	24	10	5	1	0	0	0	0	0	0	0	68
17:00	2	8	11	14	6	1	0	0	0	0	0	0	0	42
18:00	1	3	1	17	2	1	1	0	0	0	0	0	0	26
19:00	2	0	2	5	8	1	1	0	0	0	0	0	0	19
20:00	0	0	1	3	1	1	0	0	0	0	0	0	0	6
21:00	0	0	3	6	1	0	0	0	0	0	0	0	0	10
22:00	0	1	2	3	0	1	0	0	0	0	0	0	0	7
23:00	0	0	0	0	1	0	0	0	0	0	0	0	0	1
Totals	55	120	210	184	73	18	4							664
% of Totals	8%	18%	32%	28%	11%	3%	1%							100%

AM Volumes	11	53	107	66	25	9	2	0	0	0	0	0	0	273
% AM	2%	8%	16%	10%	4%	1%	0%							41%
AM Peak Hour	7:00	7:00	7:00	9:00	8:00	7:00	7:00							7:00
Volume	7	34	39	15	7	3	1							100
PM Volumes	44	67	103	118	48	9	2	0	0	0	0	0	0	391
% PM	7%	10%	16%	18%	7%	1%	0%							59%
PM Peak Hour	15:00	15:00	15:00	15:00	13:00	13:00	18:00							15:00
Volume	19	26	27	21	13	2	1							96

Directional Peak Periods	AM 7-9			NOON 12-2			PM 4-6			Off Peak Volumes		
All Speeds	Volume	↔	%	Volume	↔	%	Volume	↔	%	Volume	↔	%
	143	↔	22%	83	↔	13%	110	↔	17%	328	↔	49%

Street Name	Direction	Percentiles					
		15th	50th	Average	85th	95th	ADT
S Mariposa St	North Bound	15	23	22	30	34	779
S Mariposa St	South Bound	17	24	24	30	34	664

Prepared by National Data & Surveying Services

SPEED

S Mariposa St Bet. W Oak St & W Alameda Ave

Day: Wednesday
Date: 1/19/2022

City: Burbank
Project #: CA22_020022_027

Summary

Time	< 15	15 - 19	20 - 24	25 - 29	30 - 34	35 - 39	40 - 44	45 - 49	50 - 54	55 - 59	60 - 64	65 - 69	70 +	Total
0:00 AM	0	0	0	0	0	0	0	0	0	0	0	0	0	0
1:00	0	1	0	0	0	0	0	0	0	0	0	0	0	1
2:00	0	0	1	0	0	0	0	0	0	0	0	0	0	1
3:00	0	0	0	0	1	0	0	0	0	0	0	0	0	1
4:00	0	0	0	1	0	0	0	0	0	0	0	0	0	1
5:00	0	0	2	4	3	1	0	0	0	0	0	0	0	10
6:00	3	14	13	10	9	2	0	0	0	0	0	0	0	51
7:00	73	83	71	23	7	4	1	0	0	0	0	0	0	262
8:00	4	13	42	27	11	0	1	0	0	0	0	0	0	98
9:00	5	6	26	22	7	1	0	0	0	0	0	0	0	67
10:00	1	9	27	16	6	3	0	0	0	0	0	0	0	62
11:00	1	17	30	23	5	1	0	0	0	0	0	0	0	77
12:00 PM	9	12	21	22	14	2	0	0	0	0	0	0	0	80
13:00	1	7	19	32	23	5	1	1	0	0	0	0	0	89
14:00	7	13	29	32	9	3	0	0	0	0	0	0	0	93
15:00	35	46	47	37	7	1	0	0	0	0	0	0	0	173
16:00	25	27	45	24	11	2	1	0	0	0	0	0	0	135
17:00	3	14	24	25	12	4	0	0	0	0	0	0	0	82
18:00	2	4	4	26	7	2	1	0	0	0	0	0	0	46
19:00	2	1	10	19	12	5	1	0	0	0	0	0	0	50
20:00	0	2	2	13	7	2	0	0	0	0	0	0	0	26
21:00	0	0	5	11	3	1	0	0	0	0	0	0	0	20
22:00	0	1	3	8	1	1	0	0	0	0	0	0	0	14
23:00	0	0	1	2	1	0	0	0	0	0	0	0	0	4
Totals	171	270	422	377	156	40	6	1						1443
% of Totals	12%	19%	29%	26%	11%	3%	0%	0%						100%

AM Volumes	87	143	212	126	49	12	2	0	0	0	0	0	0	631
% AM	6%	10%	15%	9%	3%	1%	0%							44%
AM Peak Hour	7:00	7:00	7:00	8:00	8:00	7:00	7:00							7:00
Volume	73	83	71	27	11	4	1							262
PM Volumes	84	127	210	251	107	28	4	1	0	0	0	0	0	812
% PM	6%	9%	15%	17%	7%	2%	0%	0%						56%
PM Peak Hour	15:00	15:00	15:00	15:00	13:00	13:00	13:00	13:00						15:00
Volume	35	46	47	37	23	5	1	1						173

Directional Peak Periods	AM 7-9			NOON 12-2			PM 4-6			Off Peak Volumes		
All Speeds	Volume	↔	%	Volume	↔	%	Volume	↔	%	Volume	↔	%
	360	↔	25%	169	↔	12%	217	↔	15%	697	↔	48%

Street Name	Direction	Percentiles					
		15th	50th	Average	85th	95th	ADT
S Mariposa St	Summary	16	23	23	30	34	1443

Prepared by NDS/ATD

Prepared by National Data & Surveying Services

VOLUME

S Mariposa St Bet. W Oak St & W Alameda Ave

Day: Wednesday
Date: 1/19/2022

City: Burbank
Project #: CA22_020022_027

DAILY TOTALS	NB	SB	EB	WB	Total
	779	664	0	0	1,443

AM Period	NB		SB		EB	WB	TOTAL		PM Period	NB		SB		EB	WB	TOTAL	
0:00	0		0		0	0			12:00	16		6		0	0	22	
0:15	0		0		0	0			12:15	11		13		0	0	24	
0:30	0		0		0	0			12:30	8		7		0	0	15	
0:45	0		0		0	0			12:45	9	44	10	36	0	0	19	80
1:00	0		0		0	0			13:00	9		15		0	0	24	
1:15	1		0		0	0	1		13:15	7		11		0	0	18	
1:30	0		0		0	0			13:30	13		11		0	0	24	
1:45	0	1	0		0	0		1	13:45	13	42	10	47	0	0	23	89
2:00	0		0		0	0			14:00	16		6		0	0	22	
2:15	0		0		0	0			14:15	14		6		0	0	20	
2:30	0		0		0	0			14:30	19		17		0	0	36	
2:45	0		1	1	0	0	1	1	14:45	11	60	4	33	0	0	15	93
3:00	0		0		0	0			15:00	23		46		0	0	69	
3:15	0		1		0	0	1		15:15	19		26		0	0	45	
3:30	0		0		0	0			15:30	11		12		0	0	23	
3:45	0		0	1	0	0		1	15:45	24	77	12	96	0	0	36	173
4:00	0		0		0	0			16:00	21		29		0	0	50	
4:15	0		1		0	0	1		16:15	21		12		0	0	33	
4:30	0		0		0	0			16:30	15		14		0	0	29	
4:45	0		0	1	0	0		1	16:45	10	67	13	68	0	0	23	135
5:00	0		1		0	0	1		17:00	11		10		0	0	21	
5:15	3		2		0	0	5		17:15	9		13		0	0	22	
5:30	2		0		0	0	2		17:30	13		11		0	0	24	
5:45	1	6	1	4	0	0	2	10	17:45	7	40	8	42	0	0	15	82
6:00	2		2		0	0	4		18:00	6		7		0	0	13	
6:15	7		1		0	0	8		18:15	4		6		0	0	10	
6:30	7		5		0	0	12		18:30	6		5		0	0	11	
6:45	18	34	9	17	0	0	27	51	18:45	4	20	8	26	0	0	12	46
7:00	7		6		0	0	13		19:00	9		6		0	0	15	
7:15	21		16		0	0	37		19:15	5		5		0	0	10	
7:30	58		19		0	0	77		19:30	8		6		0	0	14	
7:45	76	162	59	100	0	0	135	262	19:45	9	31	2	19	0	0	11	50
8:00	30		15		0	0	45		20:00	9		1		0	0	10	
8:15	8		6		0	0	14		20:15	1		1		0	0	2	
8:30	5		13		0	0	18		20:30	3		4		0	0	7	
8:45	12	55	9	43	0	0	21	98	20:45	7	20	0	6	0	0	7	26
9:00	6		13		0	0	19		21:00	2		3		0	0	5	
9:15	11		6		0	0	17		21:15	3		1		0	0	4	
9:30	4		7		0	0	11		21:30	1		4		0	0	5	
9:45	10	31	10	36	0	0	20	67	21:45	4	10	2	10	0	0	6	20
10:00	8		8		0	0	16		22:00	3		1		0	0	4	
10:15	4		11		0	0	15		22:15	0		3		0	0	3	
10:30	7		10		0	0	17		22:30	4		1		0	0	5	
10:45	9	28	5	34	0	0	14	62	22:45	0	7	2	7	0	0	2	14
11:00	15		13		0	0	28		23:00	2		1		0	0	3	
11:15	12		8		0	0	20		23:15	1		0		0	0	1	
11:30	5		8		0	0	13		23:30	0		0		0	0		
11:45	9	41	7	36	0	0	16	77	23:45	0	3	0	1	0	0		4
TOTALS		358		273				631	TOTALS		421		391				812
SPLIT %		56.7%		43.3%				43.7%	SPLIT %		51.8%		48.2%				56.3%

DAILY TOTALS	NB	SB	EB	WB	Total
	779	664	0	0	1,443

AM Peak Hour	7:15	7:15			7:15	PM Peak Hour	15:45	15:00			15:00
AM Pk Volume	185	109			294	PM Pk Volume	81	96			173
Pk Hr Factor	0.609	0.462			0.544	Pk Hr Factor	0.844	0.522			0.627
7 - 9 Volume	217	143	0	0	360	4 - 6 Volume	107	110	0	0	217
7 - 9 Peak Hour	7:15	7:15			7:15	4 - 6 Peak Hour	16:00	16:00			16:00
7 - 9 Pk Volume	185	109	0	0	294	4 - 6 Pk Volume	67	68	0	0	135
Pk Hr Factor	0.609	0.462	0.000	0.000	0.544	Pk Hr Factor	0.798	0.586	0.000	0.000	0.675

Prepared by NDS/ATD

Project #: CA22_020022_027 **City:** Burbank

Location: S Mariposa St Bet. W Oak St & W Alameda **Date:** 1/19/2022

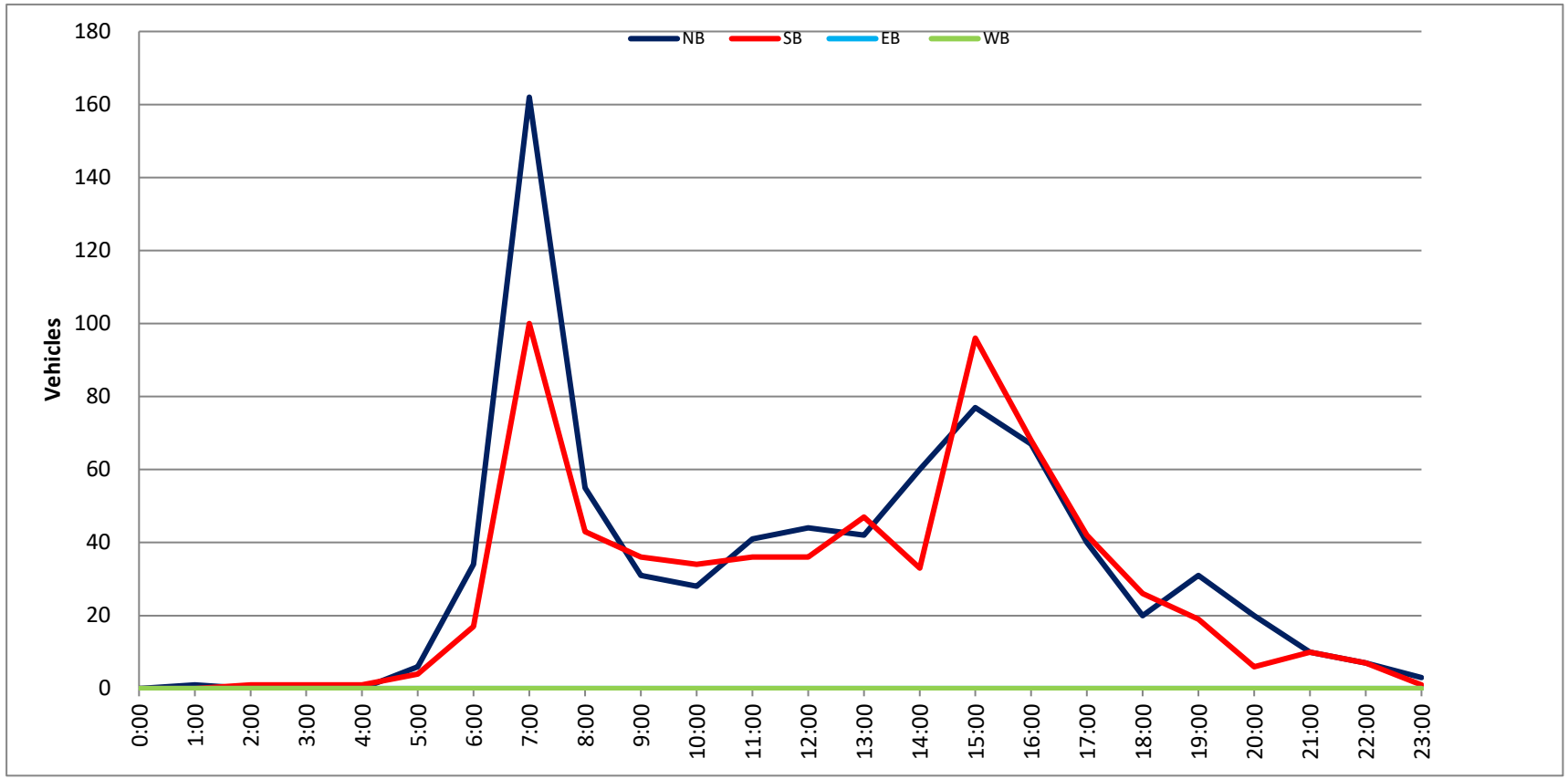

Prepared by National Data & Surveying Services

SPEED

S Mariposa St Bet. W Oak St & W Alameda Ave

Day: Thursday
Date: 1/20/2022

City: Burbank
Project #: CA22_020022_027n

North Bound

Time	< 15	15 - 19	20 - 24	25 - 29	30 - 34	35 - 39	40 - 44	45 - 49	50 - 54	55 - 59	60 - 64	65 - 69	70 +	Total
0:00 AM	0	0	0	0	0	0	0	0	0	0	0	0	0	0
0:15	0	0	0	1	0	0	0	0	0	0	0	0	0	1
0:30	0	0	0	0	0	0	0	0	0	0	0	0	0	0
0:45	0	0	0	0	0	0	0	0	0	0	0	0	0	0
1:00	0	0	0	0	0	0	0	0	0	0	0	0	0	0
1:15	0	0	0	0	0	0	0	0	0	0	0	0	0	0
1:30	0	1	0	0	0	0	0	0	0	0	0	0	0	1
1:45	0	0	0	0	0	0	0	0	0	0	0	0	0	0
2:00	0	0	0	0	0	0	0	0	0	0	0	0	0	0
2:15	0	0	0	0	0	0	0	0	0	0	0	0	0	0
2:30	0	0	0	0	0	0	0	0	0	0	0	0	0	0
2:45	0	0	0	0	0	0	0	0	0	0	0	0	0	0
3:00	0	0	0	0	0	0	0	0	0	0	0	0	0	0
3:15	0	0	0	0	0	0	0	0	0	0	0	0	0	0
3:30	0	0	1	0	0	0	0	0	0	0	0	0	0	1
3:45	0	0	0	0	0	0	0	0	0	0	0	0	0	0
4:00	0	0	0	0	0	0	0	0	0	0	0	0	0	0
4:15	0	0	0	0	0	0	0	0	0	0	0	0	0	0
4:30	0	0	0	1	0	0	0	0	0	0	0	0	0	1
4:45	0	0	0	0	0	0	0	0	0	0	0	0	0	0
5:00	0	0	1	0	0	0	0	0	0	0	0	0	0	1
5:15	0	0	0	1	0	0	0	0	0	0	0	0	0	1
5:30	0	0	0	2	0	0	0	0	0	0	0	0	0	2
5:45	0	0	0	0	1	0	0	0	0	0	0	0	0	1
6:00	0	0	1	4	1	1	0	0	0	0	0	0	0	7
6:15	0	1	1	0	0	0	0	0	0	0	0	0	0	2
6:30	0	0	1	1	0	0	0	0	0	0	0	0	0	2
6:45	3	5	4	1	0	0	0	0	0	0	0	0	0	13
7:00	1	3	4	0	1	0	0	0	0	0	0	0	0	9
7:15	11	7	7	3	3	0	0	0	0	0	0	0	0	31
7:30	10	16	31	6	1	0	0	0	0	0	0	0	0	64
7:45	24	10	2	1	1	0	0	0	0	0	0	0	0	38
8:00	2	1	1	10	1	0	0	0	0	0	0	0	0	15
8:15	0	0	4	5	3	0	0	0	0	0	0	0	0	12
8:30	0	0	5	3	0	0	0	0	0	0	0	0	0	8
8:45	0	1	2	5	1	1	0	0	0	0	0	0	0	10
9:00	0	0	1	3	0	0	0	0	0	0	0	0	0	4
9:15	1	1	1	1	0	0	0	0	0	0	0	0	0	4
9:30	0	1	5	0	0	0	0	0	0	0	0	0	0	6
9:45	0	0	2	0	0	0	0	0	0	0	0	0	0	2
10:00	0	1	5	5	5	0	0	0	0	0	0	0	0	16
10:15	1	0	2	3	2	0	0	0	0	0	0	0	0	8
10:30	0	0	2	2	1	0	0	0	0	0	0	0	0	5
10:45	0	0	4	2	2	0	0	0	0	0	0	0	0	8
11:00	0	1	2	3	1	1	0	0	0	0	0	0	0	8
11:15	0	2	4	1	1	0	0	0	0	0	0	0	0	8
11:30	1	0	3	3	1	0	0	0	0	0	0	0	0	8
11:45	0	3	3	2	1	0	0	0	0	0	0	0	0	9
12:00 PM	2	0	1	6	2	1	0	0	0	0	0	0	0	12
12:15	4	2	4	4	0	0	0	0	0	0	0	0	0	14
12:30	1	2	4	4	3	0	0	0	0	0	0	0	0	14
12:45	0	0	1	0	2	1	0	0	0	0	0	0	0	4
13:00	0	2	5	5	0	1	0	0	0	0	0	0	0	13
13:15	0	0	6	2	2	0	0	0	0	0	0	0	0	10
13:30	1	1	7	2	2	1	0	0	0	0	0	0	0	14
13:45	0	5	3	5	2	0	1	0	0	0	0	0	0	16
14:00	0	0	2	5	4	0	0	0	0	0	0	0	0	11
14:15	1	2	2	1	3	0	0	0	0	0	0	0	0	9
14:30	3	2	9	5	0	1	0	0	0	0	0	0	0	20
14:45	5	9	7	1	1	0	0	0	0	0	0	0	0	23
15:00	26	14	3	0	0	0	0	0	0	0	0	0	0	43
15:15	0	7	8	4	2	1	0	0	0	0	0	0	0	22
15:30	0	1	4	3	2	1	0	0	0	0	0	0	0	11
15:45	0	0	5	6	0	1	0	0	0	0	0	0	0	12
16:00	0	0	3	10	6	0	0	0	0	0	0	0	0	19
16:15	0	3	6	1	1	0	0	0	0	0	0	0	0	11
16:30	0	0	3	7	2	1	0	0	0	0	0	0	0	13
16:45	1	5	8	1	1	0	0	0	0	0	0	0	0	16
17:00	1	0	7	3	1	0	0	0	0	0	0	0	0	12
17:15	1	0	5	9	2	1	0	0	0	0	0	0	0	18
17:30	0	1	3	1	0	2	0	0	0	0	0	0	0	7
17:45	1	1	1	11	1	0	0	0	0	0	0	0	0	15
18:00	1	1	0	2	0	1	0	0	0	0	0	0	0	5
18:15	0	2	1	7	4	0	0	0	0	0	0	0	0	14
18:30	0	2	1	5	3	1	0	0	0	0	0	0	0	12
18:45	0	1	5	2	1	2	0	0	0	0	0	0	0	11
19:00	0	0	1	5	0	0	0	0	0	0	0	0	0	6
19:15	0	0	2	2	2	1	0	0	0	0	0	0	0	7
19:30	0	1	3	1	3	0	0	0	0	0	0	0	0	8
19:45	0	0	3	0	1	0	0	0	0	0	0	0	0	4
20:00	0	0	1	3	1	0	0	0	0	0	0	0	0	5
20:15	0	0	0	2	0	0	0	0	0	0	0	0	0	2
20:30	0	0	1	0	4	1	0	0	0	0	0	0	0	6
20:45	0	1	0	3	0	0	1	0	0	0	0	0	0	5
21:00	1	1	0	1	0	0	0	0	0	0	0	0	0	3
21:15	0	0	0	0	1	0	0	0	0	0	0	0	0	1
21:30	1	0	0	0	1	0	0	0	0	0	0	0	0	2
21:45	0	0	0	0	0	1	0	0	0	0	0	0	0	1
22:00	0	1	1	1	0	0	0	0	0	0	0	0	0	3
22:15	0	2	1	2	0	0	0	0	0	0	0	0	0	5
22:30	0	0	1	1	0	0	0	0	0	0	0	0	0	2
22:45	0	0	0	2	1	0	0	0	0	0	0	0	0	3
23:00	0	0	0	1	0	0	0	0	0	0	0	0	0	1
23:15	0	0	1	1	0	0	0	0	0	0	0	0	0	2
23:30	0	0	0	0	0	0	0	0	0	0	0	0	0	0
23:45	0	0	0	0	0	1	0	0	0	0	0	0	0	1
Totals	104	123	223	206	88	23	2							774
% of Totals	13%	16%	29%	27%	11%	3%	0%							100%

AM Volumes	54	54	99	69	27	3	0	0	0	0	0	0	0	306
% AM	7%	7%	13%	9%	3%	0%								40%
AM Peak Hour	7:15	7:00	6:45	8:00	10:00	5:15								7:15
Volume	47	36	46	23	10	1								148
PM Volumes	50	69	124	137	61	20	2	0	0	0	0	0	0	468
% PM	6%	9%	17%	18%	8%	3%	0%							60%
PM Peak Hour	14:15	14:30	14:30	17:45	13:30	17:15	13:00							14:30
Volume	35	32	27	25	11	4	1							108

Directional Peak Periods	AM 7-9			NOON 12-2			PM 4-6			Off Peak Volumes		
All Classes	Volume	⟷	%	Volume	⟷	%	Volume	⟷	%	Volume	⟷	%
	187	⟷	24%	97	⟷	13%	111	⟷	14%	379	⟷	49%

Street Name	Direction	Percentiles					
		15th	50th	Average	85th	95th	ADT
S Mariposa St	North Bound	15	24	23	30	34	774
S Mariposa St	South Bound	17	24	24	31	34	663

Prepared by National Data & Surveying Services

SPEED

S Mariposa St Bet. W Oak St & W Alameda Ave

Day: Thursday
Date: 1/20/2022

City: Burbank
Project #: CA22_020022_027s

South Bound

Time	< 15	15 - 19	20 - 24	25 - 29	30 - 34	35 - 39	40 - 44	45 - 49	50 - 54	55 - 59	60 - 64	65 - 69	70 +	Total
0:00 AM	0	0	0	0	0	0	0	0	0	0	0	0	0	0
0:15	0	0	0	0	0	1	0	0	0	0	0	0	0	1
0:30	0	0	0	0	0	0	0	0	0	0	0	0	0	0
0:45	0	0	0	0	0	0	0	0	0	0	0	0	0	0
1:00	0	0	0	0	0	0	0	0	0	0	0	0	0	0
1:15	0	0	0	0	0	0	0	0	0	0	0	0	0	0
1:30	0	0	0	0	0	0	0	0	0	0	0	0	0	0
1:45	0	0	0	0	0	0	0	0	0	0	0	0	0	0
2:00	0	0	0	0	0	0	0	0	0	0	0	0	0	0
2:15	0	0	0	0	0	0	0	0	0	0	0	0	0	0
2:30	0	0	0	0	1	0	0	0	0	0	0	0	0	1
2:45	0	0	0	0	0	0	0	0	0	0	0	0	0	0
3:00	0	0	0	0	0	0	0	0	0	0	0	0	0	0
3:15	0	0	0	0	0	0	0	0	0	0	0	0	0	0
3:30	0	0	0	0	0	0	0	0	0	0	0	0	0	0
3:45	0	0	0	0	0	0	0	0	0	0	0	0	0	0
4:00	0	0	0	0	0	0	0	0	0	0	0	0	0	0
4:15	0	0	0	0	1	0	0	0	0	0	0	0	0	1
4:30	0	0	0	2	0	0	0	0	0	0	0	0	0	2
4:45	0	0	0	0	0	0	0	0	0	0	0	0	0	0
5:00	0	0	0	0	2	1	0	0	0	0	0	0	0	3
5:15	0	0	0	0	0	1	0	0	0	0	0	0	0	1
5:30	0	0	0	0	1	0	0	0	0	0	0	0	0	1
5:45	0	0	2	0	0	0	1	0	0	0	0	0	0	3
6:00	0	1	0	0	0	0	0	0	0	0	0	0	0	1
6:15	0	0	0	1	0	0	0	0	0	0	0	0	0	1
6:30	0	0	1	1	1	0	0	0	0	0	0	0	0	3
6:45	2	1	3	2	0	0	0	0	0	0	0	0	0	8
7:00	3	0	2	2	0	0	0	0	0	0	0	0	0	7
7:15	1	1	5	3	2	0	0	0	0	0	0	0	0	12
7:30	2	6	10	3	3	1	0	0	0	0	0	0	0	25
7:45	14	21	10	1	0	0	0	0	0	0	0	0	0	46
8:00	0	2	12	6	3	1	0	0	0	0	0	0	0	24
8:15	0	0	2	1	2	0	0	0	0	0	0	0	0	5
8:30	1	1	1	0	2	0	0	0	0	0	0	0	0	5
8:45	0	1	1	2	1	1	0	0	0	0	0	0	0	6
9:00	0	0	3	2	4	0	0	0	0	0	0	0	0	9
9:15	1	1	4	3	0	0	0	0	0	0	0	0	0	9
9:30	3	0	0	5	2	0	0	0	0	0	0	0	0	10
9:45	0	0	1	3	3	0	0	0	0	0	0	0	0	7
10:00	0	1	4	2	1	0	0	0	0	0	0	0	0	8
10:15	0	0	8	1	1	0	0	0	0	0	0	0	0	10
10:30	0	1	2	0	1	0	0	0	0	0	0	0	0	4
10:45	0	1	3	1	1	0	0	0	0	0	0	0	0	6
11:00	0	2	3	0	0	0	0	0	0	0	0	0	0	5
11:15	0	0	1	6	2	0	0	0	0	0	0	0	0	9
11:30	1	0	0	2	2	0	0	0	0	0	0	0	0	5
11:45	0	1	2	4	2	0	0	0	0	0	0	0	0	9
12:00 PM	0	4	4	6	0	0	0	0	0	0	0	0	0	14
12:15	0	1	6	5	1	0	0	0	0	0	0	0	0	13
12:30	0	2	2	3	0	0	0	0	0	0	0	0	0	7
12:45	0	1	2	2	1	1	0	0	0	0	0	0	0	7
13:00	0	1	5	2	1	1	0	0	0	0	0	0	0	10
13:15	0	1	0	3	2	0	1	0	0	0	0	0	0	7
13:30	1	0	1	0	3	0	0	0	0	0	0	0	0	5
13:45	0	0	2	4	4	0	0	0	0	0	0	0	0	10
14:00	0	0	4	4	0	1	0	0	0	0	0	0	0	9
14:15	1	3	3	3	1	0	0	0	0	0	0	0	0	11
14:30	0	3	3	2	1	0	0	0	0	0	0	0	0	9
14:45	11	6	2	2	1	0	0	0	0	0	0	0	0	22
15:00	10	11	12	6	1	0	0	0	0	0	0	0	0	40
15:15	0	7	14	6	2	1	0	0	0	0	0	0	0	30
15:30	2	1	8	7	2	1	0	0	0	0	0	0	0	21
15:45	0	0	3	4	1	0	0	0	0	0	0	0	0	8
16:00	0	3	8	8	2	1	0	0	0	0	0	0	0	22
16:15	0	1	6	3	1	0	0	0	0	0	0	0	0	11
16:30	1	4	3	3	2	0	0	0	0	0	0	0	0	13
16:45	1	0	5	1	1	0	0	0	0	0	0	0	0	8
17:00	1	0	8	3	6	1	0	0	0	0	0	0	0	19
17:15	0	0	1	3	1	1	0	0	0	0	0	0	0	6
17:30	0	1	4	3	3	1	0	0	0	0	0	0	0	12
17:45	0	0	3	3	5	0	0	0	0	0	0	0	0	11
18:00	0	2	4	3	3	0	0	0	0	0	0	0	0	12
18:15	1	1	3	3	0	0	0	0	0	0	0	0	0	8
18:30	0	0	1	6	2	1	0	0	0	0	0	0	0	10
18:45	0	0	1	0	2	0	1	0	0	0	0	0	0	4
19:00	0	1	2	4	0	0	0	0	0	0	0	0	0	7
19:15	0	0	2	1	1	0	0	0	0	0	0	0	0	4
19:30	0	0	0	2	1	0	0	0	0	0	0	0	0	3
19:45	0	0	0	5	3	1	0	0	0	0	0	0	0	9
20:00	0	1	1	2	0	0	0	0	0	0	0	0	0	4
20:15	0	0	1	0	2	0	0	0	0	0	0	0	0	3
20:30	0	1	1	2	1	0	0	0	0	0	0	0	0	5
20:45	0	0	0	1	1	0	0	0	0	0	0	0	0	2
21:00	1	0	0	1	0	0	0	0	0	0	0	0	0	2
21:15	0	0	1	0	1	0	0	0	0	0	0	0	0	2
21:30	1	0	0	1	0	0	0	0	0	0	0	0	0	2
21:45	0	0	0	0	0	0	0	0	0	0	0	0	0	0
22:00	0	0	0	0	1	0	0	0	0	0	0	0	0	1
22:15	0	0	3	1	1	0	0	0	0	0	0	0	0	5
22:30	0	0	1	0	0	0	0	0	0	0	0	0	0	1
22:45	0	0	0	0	1	0	0	0	0	0	0	0	0	1
23:00	0	0	0	0	1	1	0	0	0	0	0	0	0	2
23:15	0	1	0	1	0	1	0	0	0	0	0	0	0	3
23:30	0	0	0	0	0	0	0	0	0	0	0	0	0	0
23:45	0	1	0	0	0	0	0	0	0	0	0	0	0	1
Totals	**59**	**99**	**210**	**172**	**101**	**19**	**3**							**663**
% of Totals	9%	15%	32%	26%	15%	3%	0%							100%

AM Volumes	28	41	80	53	38	6	1	0	0	0	0	0	0	247
% AM	4%	6%	12%	8%	6%	1%	0%							37%
AM Peak Hour	7:00	7:15	7:15	11:15	8:15	4:30	5:00							7:15
Volume	20	30	37	18	9	2	1							107
PM Volumes	31	58	130	119	63	13	2	0	0	0	0	0	0	416
% PM	5%	9%	20%	18%	10%	2%	0%							63%
PM Peak Hour	14:45	14:30	15:00	15:15	17:00	15:15	12:30							14:45
Volume	23	27	37	25	15	3	1							113

Directional Peak Periods	AM 7-9			NOON 12-2			PM 4-6			Off Peak Volumes		
All Classes	Volume	⟷	%	Volume	⟷	%	Volume	⟷	%	Volume	⟷	%
	130	⟷	20%	73	⟷	11%	102	⟷	15%	358	⟷	54%

Street Name	Direction	Percentiles					
		15th	50th	Average	85th	95th	ADT
S Mariposa St	North Bound	15	24	23	30	34	774
S Mariposa St	South Bound	17	24	24	31	34	663

Prepared by National Data & Surveying Services

SPEED

S Mariposa St Bet. W Oak St & W Alameda Ave

Day: Thursday
Date: 1/20/2022

City: Burbank
Project #: CA22_020022_027

Summary

Time	< 15	15 - 19	20 - 24	25 - 29	30 - 34	35 - 39	40 - 44	45 - 49	50 - 54	55 - 59	60 - 64	65 - 69	70 +	Total
0:00 AM	0	0	0	0	0	0	0	0	0	0	0	0	0	0
0:15	0	0	0	1	0	1	0	0	0	0	0	0	0	2
0:30	0	0	0	0	0	0	0	0	0	0	0	0	0	0
0:45	0	0	0	0	0	0	0	0	0	0	0	0	0	0
1:00	0	0	0	0	0	0	0	0	0	0	0	0	0	0
1:15	0	0	0	0	0	0	0	0	0	0	0	0	0	0
1:30	0	1	0	0	0	0	0	0	0	0	0	0	0	1
1:45	0	0	0	0	0	0	0	0	0	0	0	0	0	0
2:00	0	0	0	0	0	0	0	0	0	0	0	0	0	0
2:15	0	0	0	0	0	0	0	0	0	0	0	0	0	0
2:30	0	0	0	0	1	0	0	0	0	0	0	0	0	1
2:45	0	0	0	0	0	0	0	0	0	0	0	0	0	0
3:00	0	0	0	0	0	0	0	0	0	0	0	0	0	0
3:15	0	0	0	0	0	0	0	0	0	0	0	0	0	0
3:30	0	0	1	0	0	0	0	0	0	0	0	0	0	1
3:45	0	0	0	0	0	0	0	0	0	0	0	0	0	0
4:00	0	0	0	0	0	0	0	0	0	0	0	0	0	0
4:15	0	0	0	0	1	0	0	0	0	0	0	0	0	1
4:30	0	0	0	3	0	0	0	0	0	0	0	0	0	3
4:45	0	0	0	0	0	0	0	0	0	0	0	0	0	0
5:00	0	0	1	0	2	1	0	0	0	0	0	0	0	4
5:15	0	0	0	1	0	1	0	0	0	0	0	0	0	2
5:30	0	0	0	2	1	0	0	0	0	0	0	0	0	3
5:45	0	0	2	0	1	0	1	0	0	0	0	0	0	4
6:00	0	1	1	4	1	1	0	0	0	0	0	0	0	8
6:15	0	1	1	1	0	0	0	0	0	0	0	0	0	3
6:30	0	0	2	2	1	0	0	0	0	0	0	0	0	5
6:45	5	6	7	3	0	0	0	0	0	0	0	0	0	21
7:00	4	3	6	2	1	0	0	0	0	0	0	0	0	16
7:15	12	8	12	6	5	0	0	0	0	0	0	0	0	43
7:30	12	22	41	9	4	1	0	0	0	0	0	0	0	89
7:45	38	31	12	2	1	0	0	0	0	0	0	0	0	84
8:00	2	3	13	16	4	1	0	0	0	0	0	0	0	39
8:15	0	0	6	6	5	0	0	0	0	0	0	0	0	17
8:30	1	1	6	3	2	0	0	0	0	0	0	0	0	13
8:45	0	2	3	7	2	2	0	0	0	0	0	0	0	16
9:00	0	0	4	5	4	0	0	0	0	0	0	0	0	13
9:15	2	2	5	4	0	0	0	0	0	0	0	0	0	13
9:30	3	1	5	5	2	0	0	0	0	0	0	0	0	16
9:45	0	0	3	3	3	0	0	0	0	0	0	0	0	9
10:00	0	2	9	7	6	0	0	0	0	0	0	0	0	24
10:15	1	0	10	4	3	0	0	0	0	0	0	0	0	18
10:30	0	1	4	2	2	0	0	0	0	0	0	0	0	9
10:45	0	1	7	3	3	0	0	0	0	0	0	0	0	14
11:00	0	3	5	3	1	1	0	0	0	0	0	0	0	13
11:15	0	2	5	7	3	0	0	0	0	0	0	0	0	17
11:30	2	0	3	5	3	0	0	0	0	0	0	0	0	13
11:45	0	4	5	6	3	0	0	0	0	0	0	0	0	18
12:00 PM	2	4	5	12	2	1	0	0	0	0	0	0	0	26
12:15	4	3	10	9	1	0	0	0	0	0	0	0	0	27
12:30	1	4	6	7	3	0	0	0	0	0	0	0	0	21
12:45	0	1	3	2	3	2	0	0	0	0	0	0	0	11
13:00	0	3	10	7	1	2	0	0	0	0	0	0	0	23
13:15	0	1	6	5	4	0	1	0	0	0	0	0	0	17
13:30	2	1	8	2	5	1	0	0	0	0	0	0	0	19
13:45	0	5	5	9	6	0	1	0	0	0	0	0	0	26
14:00	0	0	6	9	4	1	0	0	0	0	0	0	0	20
14:15	2	5	5	4	4	0	0	0	0	0	0	0	0	20
14:30	3	5	12	7	1	1	0	0	0	0	0	0	0	29
14:45	16	15	9	3	2	0	0	0	0	0	0	0	0	45
15:00	36	25	15	6	1	0	0	0	0	0	0	0	0	83
15:15	0	14	22	10	4	2	0	0	0	0	0	0	0	52
15:30	2	2	12	10	4	2	0	0	0	0	0	0	0	32
15:45	0	0	8	10	1	1	0	0	0	0	0	0	0	20
16:00	0	3	11	18	8	1	0	0	0	0	0	0	0	41
16:15	0	4	12	4	2	0	0	0	0	0	0	0	0	22
16:30	1	4	6	10	4	1	0	0	0	0	0	0	0	26
16:45	2	5	13	2	2	0	0	0	0	0	0	0	0	24
17:00	2	0	15	6	7	1	0	0	0	0	0	0	0	31
17:15	1	0	6	12	3	2	0	0	0	0	0	0	0	24
17:30	0	2	7	4	3	3	0	0	0	0	0	0	0	19
17:45	1	1	4	14	6	0	0	0	0	0	0	0	0	26
18:00	1	3	4	5	3	1	0	0	0	0	0	0	0	17
18:15	1	3	4	10	4	0	0	0	0	0	0	0	0	22
18:30	0	2	2	11	5	2	0	0	0	0	0	0	0	22
18:45	0	1	6	2	3	2	1	0	0	0	0	0	0	15
19:00	0	1	3	9	0	0	0	0	0	0	0	0	0	13
19:15	0	0	4	3	3	1	0	0	0	0	0	0	0	11
19:30	0	1	3	3	4	0	0	0	0	0	0	0	0	11
19:45	0	0	3	5	4	1	0	0	0	0	0	0	0	13
20:00	0	1	2	5	1	0	0	0	0	0	0	0	0	9
20:15	0	0	1	2	2	0	0	0	0	0	0	0	0	5
20:30	0	1	2	2	5	1	0	0	0	0	0	0	0	11
20:45	0	1	0	4	1	0	1	0	0	0	0	0	0	7
21:00	2	1	0	2	0	0	0	0	0	0	0	0	0	5
21:15	0	0	1	0	2	0	0	0	0	0	0	0	0	3
21:30	2	0	0	1	1	0	0	0	0	0	0	0	0	4
21:45	0	0	0	0	0	1	0	0	0	0	0	0	0	1
22:00	0	1	1	1	1	0	0	0	0	0	0	0	0	4
22:15	0	2	4	3	1	0	0	0	0	0	0	0	0	10
22:30	0	0	2	1	0	0	0	0	0	0	0	0	0	3
22:45	0	0	0	2	2	0	0	0	0	0	0	0	0	4
23:00	0	0	0	1	1	1	0	0	0	0	0	0	0	3
23:15	0	1	1	2	0	1	0	0	0	0	0	0	0	5
23:30	0	0	0	0	0	0	0	0	0	0	0	0	0	0
23:45	0	1	0	0	0	1	0	0	0	0	0	0	0	2
Totals	163	222	433	378	189	42	5							1437
% of Totals	11%	15%	30%	26%	13%	3%	0%							100%

AM Volumes	82	95	179	122	65	9	1	0	0	0	0	0	0	553
% AM	6%	7%	12%	8%	5%	1%	0%							38%
AM Peak Hour	7:00	7:00	7:15	11:45	7:15	8:00	5:00							7:15
Volume	66	64	78	34	14	3	1							255
PM Volumes	81	127	259	256	124	33	4	0	0	0	0	0	0	884
% PM	6%	9%	18%	18%	9%	2%	0%							62%
PM Peak Hour	14:15	14:30	14:30	15:15	13:15	15:15	13:00							14:45
Volume	57	59	58	48	19	6	2							212

Directional Peak Periods	AM 7-9			NOON 12-2			PM 4-6			Off Peak Volumes		
All Classes	Volume	⟷	%	Volume	⟷	%	Volume	⟷	%	Volume	⟷	%
	317		22%	170		12%	213		15%	737		51%

Street Name	Direction	Percentiles					
		15th	50th	Average	85th	95th	ADT
S Mariposa St	Summary	16	24	23	31	34	1437

Prepared by National Data & Surveying Services

SPEED

S Mariposa St Bet. W Oak St & W Alameda Ave

Day: Thursday
Date: 1/20/2022

City: Burbank
Project #: CA22_020022_027n

North Bound

Time	< 15	15 - 19	20 - 24	25 - 29	30 - 34	35 - 39	40 - 44	45 - 49	50 - 54	55 - 59	60 - 64	65 - 69	70 +	Total
0:00 AM	0	0	0	1	0	0	0	0	0	0	0	0	0	1
1:00	0	1	0	0	0	0	0	0	0	0	0	0	0	1
2:00	0	0	0	0	0	0	0	0	0	0	0	0	0	0
3:00	0	0	1	0	0	0	0	0	0	0	0	0	0	1
4:00	0	0	0	1	0	0	0	0	0	0	0	0	0	1
5:00	0	0	1	3	1	0	0	0	0	0	0	0	0	5
6:00	3	6	7	6	1	1	0	0	0	0	0	0	0	24
7:00	46	36	44	10	6	0	0	0	0	0	0	0	0	142
8:00	2	2	12	23	5	1	0	0	0	0	0	0	0	45
9:00	1	2	9	4	0	0	0	0	0	0	0	0	0	16
10:00	1	1	13	12	10	0	0	0	0	0	0	0	0	37
11:00	1	6	12	9	4	1	0	0	0	0	0	0	0	33
12:00 PM	7	4	10	14	7	2	0	0	0	0	0	0	0	44
13:00	1	8	21	14	6	2	1	0	0	0	0	0	0	53
14:00	9	13	20	12	8	1	0	0	0	0	0	0	0	63
15:00	26	22	20	13	4	3	0	0	0	0	0	0	0	88
16:00	1	8	20	19	10	1	0	0	0	0	0	0	0	59
17:00	3	2	16	24	4	3	0	0	0	0	0	0	0	52
18:00	1	6	7	16	8	4	0	0	0	0	0	0	0	42
19:00	0	1	9	8	6	1	0	0	0	0	0	0	0	25
20:00	0	1	2	8	5	1	1	0	0	0	0	0	0	18
21:00	2	1	0	1	2	1	0	0	0	0	0	0	0	7
22:00	0	3	3	6	1	0	0	0	0	0	0	0	0	13
23:00	0	0	1	2	0	1	0	0	0	0	0	0	0	4
Totals	104	123	228	206	88	23	2							774
% of Totals	13%	16%	29%	27%	11%	3%	0%							100%

AM Volumes	54	54	99	69	27	3	0	0	0	0	0	0	0	306
% AM	7%	7%	13%	9%	3%	0%								40%
AM Peak Hour	7:00	7:00	7:00	8:00	10:00	6:00								7:00
Volume	46	36	44	23	10	1								142
PM Volumes	50	69	129	137	61	20	2	0	0	0	0	0	0	468
% PM	6%	9%	17%	18%	8%	3%	0%							60%
PM Peak Hour	15:00	15:00	13:00	17:00	16:00	18:00	13:00							15:00
Volume	26	22	21	24	10	4	1							88

Directional Peak Periods	AM 7-9			NOON 12-2			PM 4-6			Off Peak Volumes		
All Speeds	Volume		%	Volume		%	Volume		%	Volume		%
	187	↔	24%	97	↔	13%	111	↔	14%	379	↔	49%

Street Name	Direction	Percentiles					
		15th	50th	Average	85th	95th	ADT
S Mariposa St	North Bound	15	24	23	30	34	774
S Mariposa St	South Bound	17	24	24	31	34	663

Prepared by National Data & Surveying Services

SPEED

S Mariposa St Bet. W Oak St & W Alameda Ave

Day: Thursday
Date: 1/20/2022

City: Burbank
Project #: CA22_020022_027s

South Bound

Time	< 15	15 - 19	20 - 24	25 - 29	30 - 34	35 - 39	40 - 44	45 - 49	50 - 54	55 - 59	60 - 64	65 - 69	70 +	Total
0:00 AM	0	0	0	0	0	1	0	0	0	0	0	0	0	1
1:00	0	0	0	0	0	0	0	0	0	0	0	0	0	0
2:00	0	0	0	0	1	0	0	0	0	0	0	0	0	1
3:00	0	0	0	0	0	0	0	0	0	0	0	0	0	0
4:00	0	0	0	2	1	0	0	0	0	0	0	0	0	3
5:00	0	0	2	0	3	2	1	0	0	0	0	0	0	8
6:00	2	2	4	4	1	0	0	0	0	0	0	0	0	13
7:00	20	28	27	9	5	1	0	0	0	0	0	0	0	90
8:00	1	4	16	9	8	2	0	0	0	0	0	0	0	40
9:00	4	1	8	13	9	0	0	0	0	0	0	0	0	35
10:00	0	3	17	4	4	0	0	0	0	0	0	0	0	28
11:00	1	3	6	12	6	0	0	0	0	0	0	0	0	28
12:00 PM	0	8	14	16	2	1	0	0	0	0	0	0	0	41
13:00	1	2	8	9	10	1	1	0	0	0	0	0	0	32
14:00	12	12	12	11	3	1	0	0	0	0	0	0	0	51
15:00	12	19	37	23	6	2	0	0	0	0	0	0	0	99
16:00	2	8	22	15	6	1	0	0	0	0	0	0	0	54
17:00	1	1	16	12	15	3	0	0	0	0	0	0	0	48
18:00	1	3	9	12	7	1	1	0	0	0	0	0	0	34
19:00	0	1	4	12	5	1	0	0	0	0	0	0	0	23
20:00	0	2	3	5	4	0	0	0	0	0	0	0	0	14
21:00	2	0	1	2	1	0	0	0	0	0	0	0	0	6
22:00	0	0	4	1	3	0	0	0	0	0	0	0	0	8
23:00	0	2	0	1	1	2	0	0	0	0	0	0	0	6
Totals	59	99	210	172	101	19	3							663
% of Totals	9%	15%	32%	26%	15%	3%	0%							100%

AM Volumes	28	41	80	53	38	6	1	0	0	0	0	0	0	247
% AM	4%	6%	12%	8%	6%	1%	0%							37%
AM Peak Hour	7:00	7:00	7:00	9:00	9:00	5:00	5:00							7:00
Volume	20	28	27	13	9	2	1							90
PM Volumes	31	58	130	119	63	13	2	0	0	0	0	0	0	416
% PM	5%	9%	20%	18%	10%	2%	0%							63%
PM Peak Hour	14:00	15:00	15:00	15:00	17:00	17:00	13:00							15:00
Volume	12	19	37	23	15	3	1							99

Directional Peak Periods	AM 7-9			NOON 12-2			PM 4-6			Off Peak Volumes		
All Speeds	Volume		%	Volume		%	Volume		%	Volume		%
	130	↔	20%	73	↔	11%	102	↔	15%	358	↔	54%

Street Name	Direction	Percentiles					
		15th	50th	Average	85th	95th	ADT
S Mariposa St	North Bound	15	24	23	30	34	774
S Mariposa St	South Bound	17	24	24	31	34	663

Prepared by National Data & Surveying Services

SPEED

S Mariposa St Bet. W Oak St & W Alameda Ave

Day: Thursday
Date: 1/20/2022

City: Burbank
Project #: CA22_020022_027

Summary

Time	< 15	15 - 19	20 - 24	25 - 29	30 - 34	35 - 39	40 - 44	45 - 49	50 - 54	55 - 59	60 - 64	65 - 69	70 +	Total
0:00 AM	0	0	0	1	0	1	0	0	0	0	0	0	0	2
1:00	0	1	0	0	0	0	0	0	0	0	0	0	0	1
2:00	0	0	0	0	1	0	0	0	0	0	0	0	0	1
3:00	0	0	1	0	0	0	0	0	0	0	0	0	0	1
4:00	0	0	0	3	1	0	0	0	0	0	0	0	0	4
5:00	0	0	3	3	4	2	1	0	0	0	0	0	0	13
6:00	5	8	11	10	2	1	0	0	0	0	0	0	0	37
7:00	66	64	71	19	11	1	0	0	0	0	0	0	0	232
8:00	3	6	28	32	13	3	0	0	0	0	0	0	0	85
9:00	5	3	17	17	9	0	0	0	0	0	0	0	0	51
10:00	1	4	30	16	14	0	0	0	0	0	0	0	0	65
11:00	2	9	18	21	10	1	0	0	0	0	0	0	0	61
12:00 PM	7	12	24	30	9	3	0	0	0	0	0	0	0	85
13:00	2	10	29	23	16	3	2	0	0	0	0	0	0	85
14:00	21	25	32	23	11	2	0	0	0	0	0	0	0	114
15:00	38	41	57	36	10	5	0	0	0	0	0	0	0	187
16:00	3	16	42	34	16	2	0	0	0	0	0	0	0	113
17:00	4	3	32	36	19	6	0	0	0	0	0	0	0	100
18:00	2	9	16	28	15	5	1	0	0	0	0	0	0	76
19:00	0	2	13	20	11	2	0	0	0	0	0	0	0	48
20:00	0	3	5	13	9	1	1	0	0	0	0	0	0	32
21:00	4	1	1	3	3	1	0	0	0	0	0	0	0	13
22:00	0	3	7	7	4	0	0	0	0	0	0	0	0	21
23:00	0	2	1	3	1	3	0	0	0	0	0	0	0	10
Totals	163	222	438	378	189	42	5							1437
% of Totals	11%	15%	30%	26%	13%	3%	0%							100%

AM Volumes	82	95	179	122	65	9	1	0	0	0	0	0	0	553
% AM	6%	7%	12%	8%	5%	1%	0%							38%
AM Peak Hour	7:00	7:00	7:00	8:00	10:00	8:00	5:00							7:00
Volume	66	64	71	32	14	3	1							232
PM Volumes	81	127	259	256	124	33	4	0	0	0	0	0	0	884
% PM	6%	9%	18%	18%	9%	2%	0%							62%
PM Peak Hour	15:00	15:00	15:00	15:00	17:00	17:00	13:00							15:00
Volume	38	41	57	36	19	6	2							187

Directional Peak Periods	AM 7-9			NOON 12-2			PM 4-6			Off Peak Volumes		
All Speeds	Volume		%	Volume		%	Volume		%	Volume		%
	317	↔	22%	170	↔	12%	213	↔	15%	737	↔	51%

Street Name	Direction	Percentiles					
		15th	50th	Average	85th	95th	ADT
S Mariposa St	Summary	16	24	23	31	34	1437

Prepared by NDS/ATD

Prepared by National Data & Surveying Services

VOLUME

S Mariposa St Bet. W Oak St & W Alameda Ave

Day: Thursday
Date: 1/20/2022

City: Burbank
Project #: CA22_020022_027

DAILY TOTALS	NB	SB	EB	WB	Total
	774	663	0	0	1,437

AM Period	NB		SB		EB	WB	TOTAL		PM Period	NB		SB		EB	WB	TOTAL	
0:00	0		0		0	0			12:00	12		14		0	0	26	
0:15	1		1		0	0	2		12:15	14		13		0	0	27	
0:30	0		0		0	0			12:30	14		7		0	0	21	
0:45	0	1	0	1	0	0		2	12:45	4	44	7	41	0	0	11	85
1:00	0		0		0	0			13:00	13		10		0	0	23	
1:15	0		0		0	0			13:15	10		7		0	0	17	
1:30	1		0		0	0	1		13:30	14		5		0	0	19	
1:45	0	1	0		0	0		1	13:45	16	53	10	32	0	0	26	85
2:00	0		0		0	0			14:00	11		9		0	0	20	
2:15	0		0		0	0			14:15	9		11		0	0	20	
2:30	0		1		0	0	1		14:30	20		9		0	0	29	
2:45	0		0	1	0	0		1	14:45	23	63	22	51	0	0	45	114
3:00	0		0		0	0			15:00	43		40		0	0	83	
3:15	0		0		0	0			15:15	22		30		0	0	52	
3:30	1		0		0	0	1		15:30	11		21		0	0	32	
3:45	0	1	0		0	0		1	15:45	12	88	8	99	0	0	20	187
4:00	0		0		0	0			16:00	19		22		0	0	41	
4:15	0		1		0	0	1		16:15	11		11		0	0	22	
4:30	1		2		0	0	3		16:30	13		13		0	0	26	
4:45	0	1	0	3	0	0		4	16:45	16	59	8	54	0	0	24	113
5:00	1		3		0	0	4		17:00	12		19		0	0	31	
5:15	1		1		0	0	2		17:15	18		6		0	0	24	
5:30	2		1		0	0	3		17:30	7		12		0	0	19	
5:45	1	5	3	8	0	0	4	13	17:45	15	52	11	48	0	0	26	100
6:00	7		1		0	0	8		18:00	5		12		0	0	17	
6:15	2		1		0	0	3		18:15	14		8		0	0	22	
6:30	2		3		0	0	5		18:30	12		10		0	0	22	
6:45	13	24	8	13	0	0	21	37	18:45	11	42	4	34	0	0	15	76
7:00	9		7		0	0	16		19:00	6		7		0	0	13	
7:15	31		12		0	0	43		19:15	7		4		0	0	11	
7:30	64		25		0	0	89		19:30	8		3		0	0	11	
7:45	38	142	46	90	0	0	84	232	19:45	4	25	9	23	0	0	13	48
8:00	15		24		0	0	39		20:00	5		4		0	0	9	
8:15	12		5		0	0	17		20:15	2		3		0	0	5	
8:30	8		5		0	0	13		20:30	6		5		0	0	11	
8:45	10	45	6	40	0	0	16	85	20:45	5	18	2	14	0	0	7	32
9:00	4		9		0	0	13		21:00	3		2		0	0	5	
9:15	4		9		0	0	13		21:15	1		2		0	0	3	
9:30	6		10		0	0	16		21:30	2		2		0	0	4	
9:45	2	16	7	35	0	0	9	51	21:45	1	7	0	6	0	0	1	13
10:00	16		8		0	0	24		22:00	3		1		0	0	4	
10:15	8		10		0	0	18		22:15	5		5		0	0	10	
10:30	5		4		0	0	9		22:30	2		1		0	0	3	
10:45	8	37	6	28	0	0	14	65	22:45	3	13	1	8	0	0	4	21
11:00	8		5		0	0	13		23:00	1		2		0	0	3	
11:15	8		9		0	0	17		23:15	2		3		0	0	5	
11:30	8		5		0	0	13		23:30	0		0		0	0		
11:45	9	33	9	28	0	0	18	61	23:45	1	4	1	6	0	0	2	10
TOTALS		306		247				553	TOTALS		468		416				884
SPLIT %		55.3%		44.7%				38.5%	SPLIT %		52.9%		47.1%				61.5%

DAILY TOTALS	NB	SB	EB	WB	Total
	774	663	0	0	1,437

AM Peak Hour	7:15	7:15			7:15	PM Peak Hour	14:30	14:45			14:45
AM Pk Volume	148	107			255	PM Pk Volume	108	113			212
Pk Hr Factor	0.578	0.582			0.716	Pk Hr Factor	0.628	0.706			0.639
7 - 9 Volume	187	130	0	0	317	4 - 6 Volume	111	102	0	0	213
7 - 9 Peak Hour	7:15	7:15			7:15	4 - 6 Peak Hour	16:00	16:00			16:00
7 - 9 Pk Volume	148	107	0	0	255	4 - 6 Pk Volume	59	54	0	0	113
Pk Hr Factor	0.578	0.582	0.000	0.000	0.716	Pk Hr Factor	0.776	0.614	0.000	0.000	0.689

Prepared by NDS/ATD

Project #: CA22_020022_027 **City:** Burbank

Location: S Mariposa St Bet. W Oak St & W Alameda **Date:** 1/20/2022

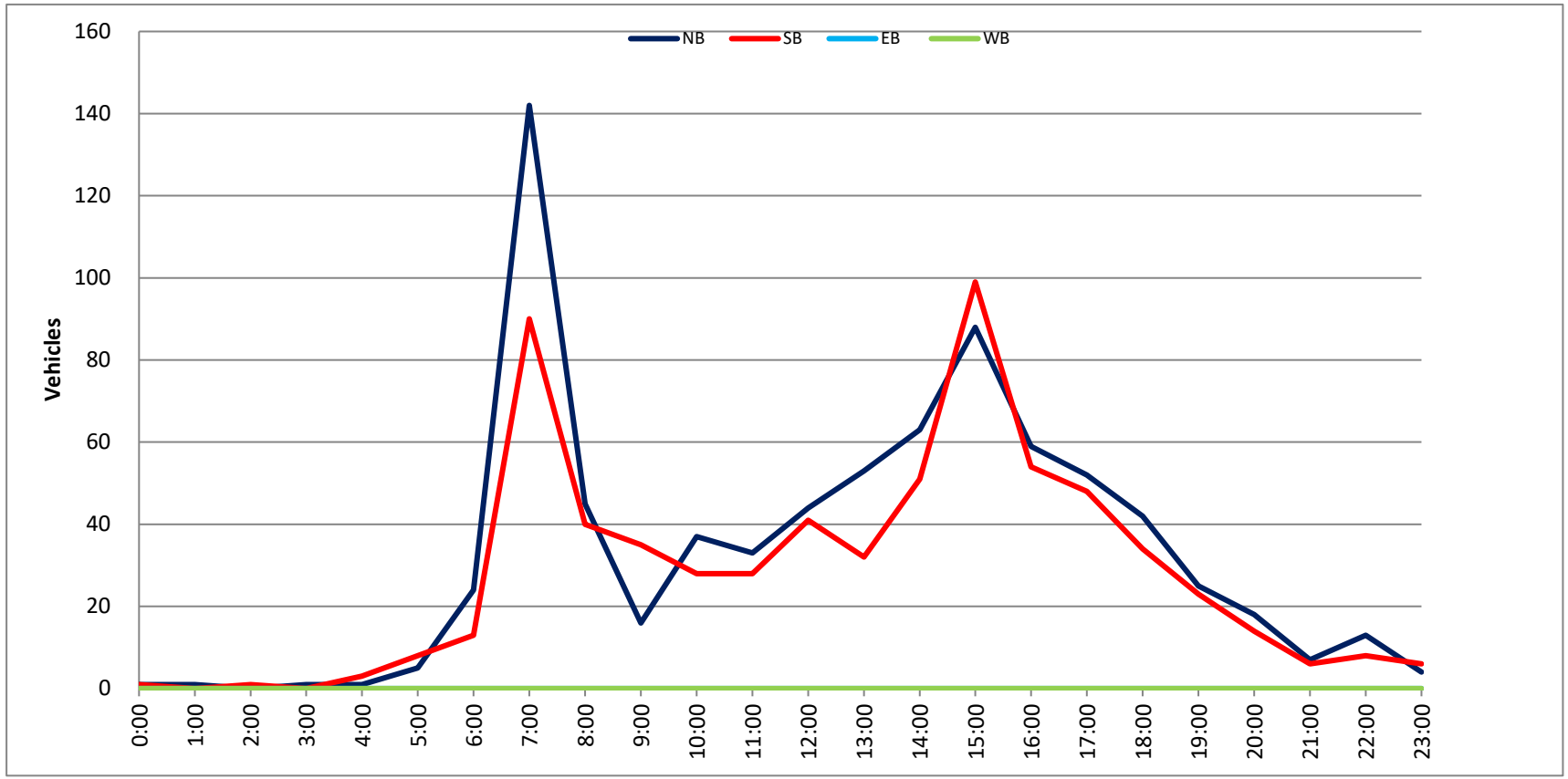

Prepared by National Data & Surveying Services

SPEED

S Mariposa St Bet. W Verdugo Ave & W Oak St

Day: Tuesday
Date: 1/18/2022

City: Burbank
Project #: CA22_020022_026n

North Bound

Time	< 15	15 - 19	20 - 24	25 - 29	30 - 34	35 - 39	40 - 44	45 - 49	50 - 54	55 - 59	60 - 64	65 - 69	70 +	Total
0:00 AM	0	0	0	0	0	0	0	0	0	0	0	0	0	0
0:15	0	0	0	0	0	0	0	0	0	0	0	0	0	0
0:30	0	0	0	0	0	0	0	0	0	0	0	0	0	0
0:45	0	0	0	0	0	0	0	0	0	0	0	0	0	0
1:00	0	0	0	0	0	0	0	0	0	0	0	0	0	0
1:15	0	0	0	0	0	0	0	0	0	0	0	0	0	0
1:30	0	0	0	0	0	0	0	0	0	0	0	0	0	0
1:45	0	0	0	0	0	0	0	0	0	0	0	0	0	0
2:00	0	0	0	0	0	0	0	0	0	0	0	0	0	0
2:15	0	0	0	0	0	0	0	0	0	0	0	0	0	0
2:30	0	0	0	0	0	0	0	0	0	0	0	0	0	0
2:45	0	0	0	0	0	0	0	0	0	0	0	0	0	0
3:00	0	0	0	0	0	0	0	0	0	0	0	0	0	0
3:15	0	0	0	0	0	0	0	0	0	0	0	0	0	0
3:30	0	0	0	0	0	0	0	0	0	0	0	0	0	0
3:45	0	0	0	0	0	0	0	0	0	0	0	0	0	0
4:00	0	0	0	0	0	0	0	0	0	0	0	0	0	0
4:15	0	0	0	0	0	0	0	0	0	0	0	0	0	0
4:30	0	0	0	0	0	0	0	0	0	0	0	0	0	0
4:45	0	0	0	0	0	0	0	0	0	0	0	0	0	0
5:00	0	0	0	0	1	0	0	0	0	0	0	0	0	1
5:15	0	0	0	0	0	0	0	0	0	0	0	0	0	0
5:30	0	0	0	0	0	0	0	0	0	0	0	0	0	0
5:45	0	0	0	0	0	1	0	0	0	0	0	0	0	1
6:00	0	1	0	2	0	0	0	0	0	0	0	0	0	3
6:15	0	1	1	2	0	0	0	0	0	0	0	0	0	4
6:30	0	1	0	0	1	1	0	0	0	0	0	0	0	3
6:45	0	0	3	4	5	0	0	0	0	0	0	0	0	12
7:00	0	0	2	2	1	0	0	0	0	0	0	0	0	5
7:15	0	0	0	1	4	0	0	0	0	0	0	0	0	5
7:30	2	3	12	12	8	1	0	0	0	0	0	0	0	38
7:45	1	0	20	18	18	3	1	0	0	0	0	0	0	61
8:00	1	0	2	8	6	4	0	0	0	0	0	0	0	21
8:15	0	0	0	2	4	1	0	0	0	0	0	0	0	7
8:30	0	0	0	3	0	1	0	0	0	0	0	0	0	4
8:45	0	2	0	3	3	1	1	0	0	0	0	0	0	10
9:00	0	0	4	2	0	2	0	0	0	0	0	0	0	8
9:15	0	1	1	3	2	0	0	0	0	0	0	0	0	7
9:30	0	1	0	4	1	0	0	0	0	0	0	0	0	6
9:45	0	0	1	2	2	1	0	0	0	0	0	0	0	6
10:00	0	0	2	6	4	0	0	0	0	0	0	0	0	12
10:15	0	0	0	1	0	0	0	0	0	0	0	0	0	1
10:30	0	0	0	1	2	0	0	0	0	0	0	0	0	3
10:45	1	0	1	2	3	0	0	0	0	0	0	0	0	7
11:00	0	0	2	4	1	0	0	0	0	0	0	0	0	7
11:15	0	0	0	5	3	0	0	0	0	0	0	0	0	8
11:30	1	0	0	4	4	1	0	0	0	0	0	0	0	10
11:45	0	1	1	0	3	0	0	0	0	0	0	0	0	5
12:00 PM	0	0	1	8	6	2	0	0	0	0	0	0	0	17
12:15	1	0	4	3	2	1	0	0	0	0	0	0	0	11
12:30	2	0	3	5	1	0	0	0	0	0	0	0	0	11
12:45	0	0	1	1	2	0	0	0	0	0	0	0	0	4
13:00	0	0	1	2	3	0	0	0	0	0	0	0	0	6
13:15	0	1	2	1	0	0	0	0	0	0	0	0	0	4
13:30	0	1	0	2	1	0	0	0	0	0	0	0	0	4
13:45	0	1	2	0	3	1	0	0	0	0	0	0	0	7
14:00	0	1	1	2	2	1	0	0	0	0	0	0	0	7
14:15	0	0	1	5	1	1	0	0	0	0	0	0	0	8
14:30	0	0	1	5	4	0	0	0	0	0	0	0	0	10
14:45	0	0	2	5	2	0	0	0	0	0	0	0	0	9
15:00	10	18	20	7	1	0	0	0	0	0	0	0	0	56
15:15	0	3	10	2	0	0	0	0	0	0	0	0	0	15
15:30	0	2	1	3	7	1	0	0	0	0	0	0	0	14
15:45	1	1	3	3	2	0	1	0	0	0	0	0	0	11
16:00	1	1	4	4	1	2	0	0	0	0	0	0	0	13
16:15	0	0	4	6	5	0	0	0	0	0	0	0	0	15
16:30	0	0	3	1	1	1	0	0	0	0	0	0	0	6
16:45	0	2	4	3	2	1	0	0	0	0	0	0	0	12
17:00	0	1	4	4	0	0	0	0	0	0	0	0	0	9
17:15	0	4	2	3	0	0	0	0	0	0	0	0	0	9
17:30	0	0	3	3	1	1	0	0	0	0	0	0	0	8
17:45	1	2	6	3	0	0	0	0	0	0	0	0	0	12
18:00	0	1	0	1	1	0	0	0	0	0	0	0	0	3
18:15	1	1	2	3	2	1	0	0	0	0	0	0	0	10
18:30	0	0	1	0	0	2	0	0	0	0	0	0	0	3
18:45	0	0	0	1	0	0	0	0	0	0	0	0	0	1
19:00	0	0	1	0	1	1	0	0	0	0	0	0	0	3
19:15	0	0	1	1	2	0	1	0	0	0	0	0	0	5
19:30	1	0	3	2	0	0	0	0	0	0	0	0	0	6
19:45	0	1	0	0	2	0	0	0	0	0	0	0	0	3
20:00	0	0	3	2	0	0	0	0	0	0	0	0	0	5
20:15	0	1	0	0	0	0	0	0	0	0	0	0	0	1
20:30	0	0	0	0	0	0	0	0	0	0	0	0	0	0
20:45	0	0	1	1	1	0	0	0	0	0	0	0	0	3
21:00	0	1	0	1	1	0	0	0	0	0	0	0	0	3
21:15	0	0	1	0	1	1	0	0	0	0	0	0	0	3
21:30	0	0	1	1	0	0	0	0	0	0	0	0	0	2
21:45	0	0	1	0	1	0	0	0	0	0	0	0	0	2
22:00	0	0	1	1	0	0	0	0	0	0	0	0	0	2
22:15	0	0	1	0	0	1	0	0	0	0	0	0	0	2
22:30	0	0	0	1	0	0	0	0	0	0	0	0	0	1
22:45	0	0	0	0	0	0	0	0	0	0	0	0	0	0
23:00	0	0	0	0	1	0	0	0	0	0	0	0	0	1
23:15	0	0	0	1	0	0	0	0	0	0	0	0	0	1
23:30	0	0	0	0	0	0	0	0	0	0	0	0	0	0
23:45	0	0	0	0	0	0	0	0	0	0	0	0	0	0
Totals	24	54	152	188	136	35	4							593
% of Totals	4%	9%	26%	32%	23%	6%	1%							100%

AM Volumes	6	11	52	91	76	17	2	0	0	0	0	0	0	255
% AM	1%	2%	9%	15%	13%	3%	0%							43%
AM Peak Hour	7:15	8:45	7:00	7:30	7:15	7:30	7:00							7:30
Volume	4	4	34	40	36	9	1							127
PM Volumes	18	43	100	97	60	18	2	0	0	0	0	0	0	338
% PM	3%	7%	17%	16%	10%	3%	0%							57%
PM Peak Hour	15:00	15:00	15:00	14:15	15:30	16:00	15:00							15:00
Volume	11	24	34	22	15	4	1							96

Directional Peak Periods	AM 7-9			NOON 12-2			PM 4-6			Off Peak Volumes		
All Classes	Volume	↔	%	Volume	↔	%	Volume	↔	%	Volume	↔	%
	151	↔	25%	64	↔	11%	84	↔	14%	294	↔	50%

Street Name	Direction	Percentiles					
		15th	50th	Average	85th	95th	ADT
S Mariposa St	North Bound	20	27	26	33	36	593
S Mariposa St	South Bound	19	26	25	32	36	425

Prepared by National Data & Surveying Services

SPEED

S Mariposa St Bet. W Verdugo Ave & W Oak St

Day: Tuesday
Date: 1/18/2022

City: Burbank
Project #: CA22_020022_026s

South Bound

Time	< 15	15 - 19	20 - 24	25 - 29	30 - 34	35 - 39	40 - 44	45 - 49	50 - 54	55 - 59	60 - 64	65 - 69	70 +	Total
0:00 AM	0	0	0	0	0	0	0	0	0	0	0	0	0	0
0:15	0	0	0	0	0	0	0	0	0	0	0	0	0	0
0:30	0	0	0	0	0	0	0	0	0	0	0	0	0	0
0:45	0	0	0	0	0	0	0	0	0	0	0	0	0	0
1:00	0	0	0	0	0	0	0	0	0	0	0	0	0	0
1:15	0	0	0	0	0	0	0	0	0	0	0	0	0	0
1:30	0	0	0	0	0	0	0	0	0	0	0	0	0	0
1:45	0	0	0	0	0	0	0	0	0	0	0	0	0	0
2:00	0	0	0	0	0	0	0	0	0	0	0	0	0	0
2:15	0	0	0	0	0	0	0	0	0	0	0	0	0	0
2:30	0	0	0	0	0	0	0	0	0	0	0	0	0	0
2:45	0	0	1	0	0	0	0	0	0	0	0	0	0	1
3:00	0	0	0	0	0	0	0	0	0	0	0	0	0	0
3:15	0	0	0	0	0	0	0	0	0	0	0	0	0	0
3:30	0	0	0	0	0	0	0	0	0	0	0	0	0	0
3:45	0	0	0	0	0	0	0	0	0	0	0	0	0	0
4:00	0	0	0	0	0	0	0	0	0	0	0	0	0	0
4:15	0	0	0	0	0	0	0	0	0	0	0	0	0	0
4:30	0	0	0	0	0	0	0	0	0	0	0	0	0	0
4:45	0	0	0	0	0	0	0	0	0	0	0	0	0	0
5:00	0	0	0	0	1	0	0	0	0	0	0	0	0	1
5:15	0	0	0	0	0	0	0	0	0	0	0	0	0	0
5:30	0	0	0	0	0	0	0	0	0	0	0	0	0	0
5:45	0	0	0	0	0	0	0	0	0	0	0	0	0	0
6:00	0	0	0	1	0	0	0	0	0	0	0	0	0	1
6:15	0	0	0	0	1	0	0	0	0	0	0	0	0	1
6:30	0	0	3	2	0	0	0	0	0	0	0	0	0	5
6:45	0	0	1	5	6	0	0	0	0	0	0	0	0	12
7:00	0	0	2	1	0	0	0	0	0	0	0	0	0	3
7:15	0	0	4	7	1	1	0	0	0	0	0	0	0	13
7:30	3	3	14	13	2	1	0	0	0	0	0	0	0	36
7:45	1	4	13	21	10	2	0	0	0	0	0	0	0	51
8:00	0	0	3	5	2	3	0	0	0	0	0	0	0	13
8:15	0	0	1	1	0	0	0	0	0	0	0	0	0	2
8:30	0	1	1	3	1	1	0	0	0	0	0	0	0	7
8:45	0	1	2	2	2	1	0	0	0	0	0	0	0	8
9:00	1	1	1	0	0	1	0	0	0	0	0	0	0	4
9:15	0	2	0	1	2	1	0	0	0	0	0	0	0	6
9:30	0	0	0	0	0	1	1	0	0	0	0	0	0	2
9:45	0	0	1	1	2	0	0	0	0	0	0	0	0	4
10:00	0	0	2	1	2	0	0	0	0	0	0	0	0	5
10:15	1	0	1	1	0	1	0	0	0	0	0	0	0	4
10:30	0	0	1	1	1	0	0	0	0	0	0	0	0	3
10:45	0	0	0	0	0	0	0	0	0	0	0	0	0	0
11:00	0	0	0	4	0	1	0	0	0	0	0	0	0	5
11:15	0	1	2	1	1	0	0	0	0	0	0	0	0	5
11:30	1	0	3	3	1	0	0	0	0	0	0	0	0	8
11:45	0	0	3	2	2	0	0	0	0	0	0	0	0	7
12:00 PM	0	0	5	1	1	0	0	0	0	0	0	0	0	7
12:15	0	3	0	2	2	0	0	0	0	0	0	0	0	7
12:30	1	0	2	0	1	0	0	0	0	0	0	0	0	4
12:45	0	0	0	2	1	0	0	0	0	0	0	0	0	3
13:00	0	0	1	1	1	0	0	0	0	0	0	0	0	3
13:15	0	0	0	1	1	0	0	0	0	0	0	0	0	2
13:30	0	0	0	0	1	1	0	0	0	0	0	0	0	2
13:45	0	0	5	5	0	0	0	0	0	0	0	0	0	10
14:00	1	1	1	3	5	0	0	0	0	0	0	0	0	11
14:15	0	1	4	1	2	2	0	0	0	0	0	0	0	10
14:30	0	1	2	4	3	0	0	0	0	0	0	0	0	10
14:45	6	2	12	5	0	1	2	0	0	0	0	0	0	28
15:00	8	11	3	0	2	0	0	0	0	0	0	0	0	24
15:15	2	0	3	7	0	1	0	0	0	0	0	0	0	13
15:30	0	0	1	0	0	0	0	0	0	0	0	0	0	1
15:45	0	1	1	3	1	0	0	0	0	0	0	0	0	6
16:00	0	1	5	2	3	1	0	0	0	0	0	0	0	12
16:15	0	1	1	2	0	0	0	0	0	0	0	0	0	4
16:30	0	0	1	2	2	0	0	0	0	0	0	0	0	5
16:45	0	0	2	3	0	0	0	0	0	0	0	0	0	5
17:00	0	1	1	1	2	2	0	0	0	0	0	0	0	7
17:15	0	0	0	2	1	0	0	0	0	0	0	0	0	3
17:30	0	1	2	1	0	1	0	0	0	0	0	0	0	5
17:45	0	1	0	5	1	0	0	0	0	0	0	0	0	7
18:00	0	0	4	2	0	0	0	0	0	0	0	0	0	6
18:15	0	1	0	0	0	0	0	0	0	0	0	0	0	1
18:30	0	0	2	0	1	0	0	0	0	0	0	0	0	3
18:45	0	0	1	0	1	0	0	0	0	0	0	0	0	2
19:00	0	0	0	1	1	0	0	0	0	0	0	0	0	2
19:15	0	1	0	0	0	0	0	0	0	0	0	0	0	1
19:30	0	1	0	2	0	0	0	0	0	0	0	0	0	3
19:45	0	0	1	0	0	0	0	0	0	0	0	0	0	1
20:00	1	0	1	0	0	0	0	0	0	0	0	0	0	2
20:15	1	0	0	0	0	0	0	0	0	0	0	0	0	1
20:30	0	1	0	0	0	0	0	0	0	0	0	0	0	1
20:45	0	0	2	0	0	0	0	0	0	0	0	0	0	2
21:00	0	0	1	0	0	0	0	0	0	0	0	0	0	1
21:15	0	0	0	0	0	0	0	0	0	0	0	0	0	0
21:30	0	0	0	0	0	0	0	0	0	0	0	0	0	0
21:45	0	0	0	0	1	0	0	0	0	0	0	0	0	1
22:00	0	0	0	1	0	0	0	0	0	0	0	0	0	1
22:15	1	0	0	0	0	0	0	0	0	0	0	0	0	1
22:30	0	0	0	0	0	0	0	0	0	0	0	0	0	0
22:45	0	0	0	0	0	0	0	0	0	0	0	0	0	0
23:00	0	0	0	0	0	0	0	0	0	0	0	0	0	0
23:15	0	0	0	0	0	0	0	0	0	0	0	0	0	0
23:30	0	0	0	0	0	0	0	0	0	0	0	0	0	0
23:45	0	0	0	0	0	0	0	0	0	0	0	0	0	0
Totals	28	42	123	135	71	23	3							425
% of Totals	7%	10%	29%	32%	17%	5%	1%							100%

AM Volumes	7	13	58	76	37	14	1	0	0	0	0	0	0	207
% AM	2%	3%	14%	18%	9%	3%	0%							49%
AM Peak Hour	7:00	7:00	7:15	7:15	7:15	7:15	8:45							7:15
Volume	4	7	34	46	15	7	1							113
PM Volumes	21	29	64	59	34	9	2	0	0	0	0	0	0	218
% PM	5%	7%	15%	14%	8%	2%	0%							51%
PM Peak Hour	14:30	14:15	14:15	14:30	13:45	13:30	14:00							14:30
Volume	16	15	21	16	10	3	2							75

Directional Peak Periods	AM 7-9			NOON 12-2			PM 4-6			Off Peak Volumes		
All Classes	Volume	⟷	%	Volume	⟷	%	Volume	⟷	%	Volume	⟷	%
	133		31%	38		9%	48		11%	206		48%

Street Name	Direction	Percentiles					
		15th	50th	Average	85th	95th	ADT
S Mariposa St	North Bound	20	27	26	33	36	593
S Mariposa St	South Bound	19	26	25	32	36	425

Prepared by National Data & Surveying Services

SPEED

S Mariposa St Bet. W Verdugo Ave & W Oak St

Day: Tuesday
Date: 1/18/2022

City: Burbank
Project #: CA22_020022_026

Summary

Time	< 15	15 - 19	20 - 24	25 - 29	30 - 34	35 - 39	40 - 44	45 - 49	50 - 54	55 - 59	60 - 64	65 - 69	70 +	Total
0:00 AM	0	0	0	0	0	0	0	0	0	0	0	0	0	0
0:15	0	0	0	0	0	0	0	0	0	0	0	0	0	0
0:30	0	0	0	0	0	0	0	0	0	0	0	0	0	0
0:45	0	0	0	0	0	0	0	0	0	0	0	0	0	0
1:00	0	0	0	0	0	0	0	0	0	0	0	0	0	0
1:15	0	0	0	0	0	0	0	0	0	0	0	0	0	0
1:30	0	0	0	0	0	0	0	0	0	0	0	0	0	0
1:45	0	0	0	0	0	0	0	0	0	0	0	0	0	0
2:00	0	0	0	0	0	0	0	0	0	0	0	0	0	0
2:15	0	0	0	0	0	0	0	0	0	0	0	0	0	0
2:30	0	0	0	0	0	0	0	0	0	0	0	0	0	0
2:45	0	0	1	0	0	0	0	0	0	0	0	0	0	1
3:00	0	0	0	0	0	0	0	0	0	0	0	0	0	0
3:15	0	0	0	0	0	0	0	0	0	0	0	0	0	0
3:30	0	0	0	0	0	0	0	0	0	0	0	0	0	0
3:45	0	0	0	0	0	0	0	0	0	0	0	0	0	0
4:00	0	0	0	0	0	0	0	0	0	0	0	0	0	0
4:15	0	0	0	0	0	0	0	0	0	0	0	0	0	0
4:30	0	0	0	0	0	0	0	0	0	0	0	0	0	0
4:45	0	0	0	0	0	0	0	0	0	0	0	0	0	0
5:00	0	0	0	0	2	0	0	0	0	0	0	0	0	2
5:15	0	0	0	0	0	0	0	0	0	0	0	0	0	0
5:30	0	0	0	0	0	0	0	0	0	0	0	0	0	0
5:45	0	0	0	0	0	1	0	0	0	0	0	0	0	1
6:00	0	1	0	3	0	0	0	0	0	0	0	0	0	4
6:15	0	1	1	2	1	0	0	0	0	0	0	0	0	5
6:30	0	1	3	2	1	1	0	0	0	0	0	0	0	8
6:45	0	0	4	9	11	0	0	0	0	0	0	0	0	24
7:00	0	0	4	3	1	0	0	0	0	0	0	0	0	8
7:15	0	0	4	8	5	1	0	0	0	0	0	0	0	18
7:30	5	6	26	25	10	2	0	0	0	0	0	0	0	74
7:45	2	4	33	39	28	5	1	0	0	0	0	0	0	112
8:00	1	0	5	13	8	7	0	0	0	0	0	0	0	34
8:15	0	0	1	3	4	1	0	0	0	0	0	0	0	9
8:30	0	1	1	6	1	2	0	0	0	0	0	0	0	11
8:45	0	3	2	5	5	2	1	0	0	0	0	0	0	18
9:00	1	1	5	2	0	3	0	0	0	0	0	0	0	12
9:15	0	3	1	4	4	1	0	0	0	0	0	0	0	13
9:30	0	1	0	4	1	1	1	0	0	0	0	0	0	8
9:45	0	0	2	3	4	1	0	0	0	0	0	0	0	10
10:00	0	0	4	7	6	0	0	0	0	0	0	0	0	17
10:15	1	0	1	2	0	1	0	0	0	0	0	0	0	5
10:30	0	0	1	2	3	0	0	0	0	0	0	0	0	6
10:45	1	0	1	2	3	0	0	0	0	0	0	0	0	7
11:00	0	0	2	8	1	1	0	0	0	0	0	0	0	12
11:15	0	1	2	6	4	0	0	0	0	0	0	0	0	13
11:30	2	0	3	7	5	1	0	0	0	0	0	0	0	18
11:45	0	1	4	2	5	0	0	0	0	0	0	0	0	12
12:00 PM	0	0	6	9	7	2	0	0	0	0	0	0	0	24
12:15	1	3	4	5	4	1	0	0	0	0	0	0	0	18
12:30	3	0	5	5	2	0	0	0	0	0	0	0	0	15
12:45	0	0	1	3	3	0	0	0	0	0	0	0	0	7
13:00	0	0	2	3	4	0	0	0	0	0	0	0	0	9
13:15	0	1	2	2	1	0	0	0	0	0	0	0	0	6
13:30	0	1	0	2	2	1	0	0	0	0	0	0	0	6
13:45	0	1	7	5	3	1	0	0	0	0	0	0	0	17
14:00	1	2	2	5	7	1	0	0	0	0	0	0	0	18
14:15	0	1	5	6	3	3	0	0	0	0	0	0	0	18
14:30	0	1	3	9	7	0	0	0	0	0	0	0	0	20
14:45	6	2	14	10	2	1	2	0	0	0	0	0	0	37
15:00	18	29	23	7	3	0	0	0	0	0	0	0	0	80
15:15	2	3	13	9	0	1	0	0	0	0	0	0	0	28
15:30	0	2	2	3	7	1	0	0	0	0	0	0	0	15
15:45	1	2	4	6	3	0	1	0	0	0	0	0	0	17
16:00	1	2	9	6	4	3	0	0	0	0	0	0	0	25
16:15	0	1	5	8	5	0	0	0	0	0	0	0	0	19
16:30	0	0	4	3	3	1	0	0	0	0	0	0	0	11
16:45	0	2	6	6	2	1	0	0	0	0	0	0	0	17
17:00	0	2	5	5	2	2	0	0	0	0	0	0	0	16
17:15	0	4	2	5	1	0	0	0	0	0	0	0	0	12
17:30	0	1	5	4	1	2	0	0	0	0	0	0	0	13
17:45	1	3	6	8	1	0	0	0	0	0	0	0	0	19
18:00	0	1	4	3	1	0	0	0	0	0	0	0	0	9
18:15	1	2	2	3	2	1	0	0	0	0	0	0	0	11
18:30	0	0	3	0	1	2	0	0	0	0	0	0	0	6
18:45	0	0	1	1	1	0	0	0	0	0	0	0	0	3
19:00	0	0	1	1	2	1	0	0	0	0	0	0	0	5
19:15	0	1	1	1	2	0	1	0	0	0	0	0	0	6
19:30	1	1	3	4	0	0	0	0	0	0	0	0	0	9
19:45	0	1	1	0	2	0	0	0	0	0	0	0	0	4
20:00	1	0	4	2	0	0	0	0	0	0	0	0	0	7
20:15	1	1	0	0	0	0	0	0	0	0	0	0	0	2
20:30	0	1	0	0	0	0	0	0	0	0	0	0	0	1
20:45	0	0	3	1	1	0	0	0	0	0	0	0	0	5
21:00	0	1	1	1	1	0	0	0	0	0	0	0	0	4
21:15	0	0	1	0	1	1	0	0	0	0	0	0	0	3
21:30	0	0	1	1	0	0	0	0	0	0	0	0	0	2
21:45	0	0	1	0	2	0	0	0	0	0	0	0	0	3
22:00	0	0	1	2	0	0	0	0	0	0	0	0	0	3
22:15	1	0	1	0	0	1	0	0	0	0	0	0	0	3
22:30	0	0	0	1	0	0	0	0	0	0	0	0	0	1
22:45	0	0	0	0	0	0	0	0	0	0	0	0	0	0
23:00	0	0	0	0	1	0	0	0	0	0	0	0	0	1
23:15	0	0	0	1	0	0	0	0	0	0	0	0	0	1
23:30	0	0	0	0	0	0	0	0	0	0	0	0	0	0
23:45	0	0	0	0	0	0	0	0	0	0	0	0	0	0
Totals	52	96	275	323	207	58	7							1018
% of Totals	5%	9%	27%	32%	20%	6%	1%							100%

AM Volumes	13	24	111	167	113	31	3	0	0	0	0	0	0	462
% AM	1%	2%	11%	16%	11%	3%	0%							45%
AM Peak Hour	7:15	7:00	7:15	7:15	7:15	7:15	8:45							7:15
Volume	8	10	68	85	51	15	2							238
PM Volumes	39	72	164	156	94	27	4	0	0	0	0	0	0	556
% PM	4%	7%	16%	15%	9%	3%	0%							55%
PM Peak Hour	14:30	14:45	14:30	14:30	13:45	13:30	14:00							14:30
Volume	26	36	53	35	20	6	2							165

Directional Peak Periods	AM 7-9			NOON 12-2			PM 4-6			Off Peak Volumes		
All Classes	Volume	⟷	%	Volume	⟷	%	Volume	⟷	%	Volume	⟷	%
	284		28%	102		10%	132		13%	500		49%

Street Name	Direction	Percentiles					
		15th	50th	Average	85th	95th	ADT
S Mariposa St	Summary	20	26	26	33	36	1018

Prepared by National Data & Surveying Services

SPEED

S Mariposa St Bet. W Verdugo Ave & W Oak St

Day: Tuesday
Date: 1/18/2022

City: Burbank
Project #: CA22_020022_026n

North Bound

Time	< 15	15 - 19	20 - 24	25 - 29	30 - 34	35 - 39	40 - 44	45 - 49	50 - 54	55 - 59	60 - 64	65 - 69	70 +	Total
0:00 AM	0	0	0	0	0	0	0	0	0	0	0	0	0	0
1:00	0	0	0	0	0	0	0	0	0	0	0	0	0	0
2:00	0	0	0	0	0	0	0	0	0	0	0	0	0	0
3:00	0	0	0	0	0	0	0	0	0	0	0	0	0	0
4:00	0	0	0	0	0	0	0	0	0	0	0	0	0	0
5:00	0	0	0	0	1	1	0	0	0	0	0	0	0	2
6:00	0	3	4	8	6	1	0	0	0	0	0	0	0	22
7:00	3	3	34	33	31	4	1	0	0	0	0	0	0	109
8:00	1	2	2	16	13	7	1	0	0	0	0	0	0	42
9:00	0	2	6	11	5	3	0	0	0	0	0	0	0	27
10:00	1	0	3	10	9	0	0	0	0	0	0	0	0	23
11:00	1	1	3	13	11	1	0	0	0	0	0	0	0	30
12:00 PM	3	0	9	17	11	3	0	0	0	0	0	0	0	43
13:00	0	3	5	5	7	1	0	0	0	0	0	0	0	21
14:00	0	1	5	17	9	2	0	0	0	0	0	0	0	34
15:00	11	24	34	15	10	1	1	0	0	0	0	0	0	96
16:00	1	3	15	14	9	4	0	0	0	0	0	0	0	46
17:00	1	7	15	13	1	1	0	0	0	0	0	0	0	38
18:00	1	2	3	5	3	3	0	0	0	0	0	0	0	17
19:00	1	1	5	3	5	1	1	0	0	0	0	0	0	17
20:00	0	1	4	3	1	0	0	0	0	0	0	0	0	9
21:00	0	1	3	2	3	1	0	0	0	0	0	0	0	10
22:00	0	0	2	2	0	1	0	0	0	0	0	0	0	5
23:00	0	0	0	1	1	0	0	0	0	0	0	0	0	2
Totals	24	54	152	188	136	35	4							593
% of Totals	4%	9%	26%	32%	23%	6%	1%							100%

AM Volumes	6	11	52	91	76	17	2	0	0	0	0	0	0	255
% AM	1%	2%	9%	15%	13%	3%	0%							43%
AM Peak Hour	7:00	6:00	7:00	7:00	7:00	8:00	7:00							7:00
Volume	3	3	34	33	31	7	1							109
PM Volumes	18	43	100	97	60	18	2	0	0	0	0	0	0	338
% PM	3%	7%	17%	16%	10%	3%	0%							57%
PM Peak Hour	15:00	15:00	15:00	12:00	12:00	16:00	15:00							15:00
Volume	11	24	34	17	11	4	1							96

Directional Peak Periods	AM 7-9			NOON 12-2			PM 4-6			Off Peak Volumes		
All Speeds	Volume		%	Volume		%	Volume		%	Volume		%
	151	↔	25%	64	↔	11%	84	↔	14%	294	↔	50%

Street Name	Direction	Percentiles					
		15th	50th	Average	85th	95th	ADT
S Mariposa St	North Bound	20	27	26	33	36	593
S Mariposa St	South Bound	19	26	25	32	36	425

Prepared by National Data & Surveying Services

SPEED

S Mariposa St Bet. W Verdugo Ave & W Oak St

Day: Tuesday
Date: 1/18/2022

City: Burbank
Project #: CA22_020022_026s

South Bound

Time	< 15	15 - 19	20 - 24	25 - 29	30 - 34	35 - 39	40 - 44	45 - 49	50 - 54	55 - 59	60 - 64	65 - 69	70 +	Total
0:00 AM	0	0	0	0	0	0	0	0	0	0	0	0	0	**0**
1:00	0	0	0	0	0	0	0	0	0	0	0	0	0	**0**
2:00	0	0	1	0	0	0	0	0	0	0	0	0	0	**1**
3:00	0	0	0	0	0	0	0	0	0	0	0	0	0	**0**
4:00	0	0	0	0	0	0	0	0	0	0	0	0	0	**0**
5:00	0	0	0	0	1	0	0	0	0	0	0	0	0	**1**
6:00	0	0	4	8	7	0	0	0	0	0	0	0	0	**19**
7:00	4	7	33	42	13	4	0	0	0	0	0	0	0	**103**
8:00	0	2	7	11	5	5	0	0	0	0	0	0	0	**30**
9:00	1	3	2	2	4	3	1	0	0	0	0	0	0	**16**
10:00	1	0	4	3	3	1	0	0	0	0	0	0	0	**12**
11:00	1	1	8	10	4	1	0	0	0	0	0	0	0	**25**
12:00 PM	1	3	7	5	5	0	0	0	0	0	0	0	0	**21**
13:00	0	0	6	7	3	1	0	0	0	0	0	0	0	**17**
14:00	7	5	19	13	10	3	2	0	0	0	0	0	0	**59**
15:00	10	12	8	10	3	1	0	0	0	0	0	0	0	**44**
16:00	0	2	9	9	5	1	0	0	0	0	0	0	0	**26**
17:00	0	3	3	9	4	3	0	0	0	0	0	0	0	**22**
18:00	0	1	7	2	2	0	0	0	0	0	0	0	0	**12**
19:00	0	2	1	3	1	0	0	0	0	0	0	0	0	**7**
20:00	2	1	3	0	0	0	0	0	0	0	0	0	0	**6**
21:00	0	0	1	0	1	0	0	0	0	0	0	0	0	**2**
22:00	1	0	0	1	0	0	0	0	0	0	0	0	0	**2**
23:00	0	0	0	0	0	0	0	0	0	0	0	0	0	**0**
Totals	**28**	**42**	**123**	**135**	**71**	**23**	**3**							**425**
% of Totals	7%	10%	29%	32%	17%	5%	1%							100%

AM Volumes	7	13	59	76	37	14	1	0	0	0	0	0	0	207
% AM	2%	3%	14%	18%	9%	3%	0%							49%
AM Peak Hour	7:00	7:00	7:00	7:00	7:00	8:00	9:00							7:00
Volume	4	7	33	42	13	5	1							103
PM Volumes	21	29	64	59	34	9	2	0	0	0	0	0	0	218
% PM	5%	7%	15%	14%	8%	2%	0%							51%
PM Peak Hour	15:00	15:00	14:00	14:00	14:00	14:00	14:00							14:00
Volume	10	12	19	13	10	3	2							59

Directional Peak Periods	**AM 7-9**			**NOON 12-2**			**PM 4-6**			**Off Peak Volumes**		
All Speeds	Volume	↔	%	Volume	↔	%	Volume	↔	%	Volume	↔	%
	133		31%	38		9%	48		11%	206		48%

Street Name	Direction	Percentiles					
		15th	50th	Average	85th	95th	ADT
S Mariposa St	North Bound	20	27	26	33	36	593
S Mariposa St	South Bound	19	26	25	32	36	425

Prepared by National Data & Surveying Services

SPEED

S Mariposa St Bet. W Verdugo Ave & W Oak St

Day: Tuesday
Date: 1/18/2022

City: Burbank
Project #: CA22_020022_026

Summary

Time	< 15	15 - 19	20 - 24	25 - 29	30 - 34	35 - 39	40 - 44	45 - 49	50 - 54	55 - 59	60 - 64	65 - 69	70 +	Total
0:00 AM	0	0	0	0	0	0	0	0	0	0	0	0	0	0
1:00	0	0	0	0	0	0	0	0	0	0	0	0	0	0
2:00	0	0	1	0	0	0	0	0	0	0	0	0	0	1
3:00	0	0	0	0	0	0	0	0	0	0	0	0	0	0
4:00	0	0	0	0	0	0	0	0	0	0	0	0	0	0
5:00	0	0	0	0	2	1	0	0	0	0	0	0	0	3
6:00	0	3	8	16	13	1	0	0	0	0	0	0	0	41
7:00	7	10	67	75	44	8	1	0	0	0	0	0	0	212
8:00	1	4	9	27	18	12	1	0	0	0	0	0	0	72
9:00	1	5	8	13	9	6	1	0	0	0	0	0	0	43
10:00	2	0	7	13	12	1	0	0	0	0	0	0	0	35
11:00	2	2	11	23	15	2	0	0	0	0	0	0	0	55
12:00 PM	4	3	16	22	16	3	0	0	0	0	0	0	0	64
13:00	0	3	11	12	10	2	0	0	0	0	0	0	0	38
14:00	7	6	24	30	19	5	2	0	0	0	0	0	0	93
15:00	21	36	42	25	13	2	1	0	0	0	0	0	0	140
16:00	1	5	24	23	14	5	0	0	0	0	0	0	0	72
17:00	1	10	18	22	5	4	0	0	0	0	0	0	0	60
18:00	1	3	10	7	5	3	0	0	0	0	0	0	0	29
19:00	1	3	6	6	6	1	1	0	0	0	0	0	0	24
20:00	2	2	7	3	1	0	0	0	0	0	0	0	0	15
21:00	0	1	4	2	4	1	0	0	0	0	0	0	0	12
22:00	1	0	2	3	0	1	0	0	0	0	0	0	0	7
23:00	0	0	0	1	1	0	0	0	0	0	0	0	0	2
Totals	52	96	275	323	207	58	7							1018
% of Totals	5%	9%	27%	32%	20%	6%	1%							100%

AM Volumes	13	24	111	167	113	31	3	0	0	0	0	0	0	462
% AM	1%	2%	11%	16%	11%	3%	0%							45%
AM Peak Hour	7:00	7:00	7:00	7:00	7:00	8:00	7:00							7:00
Volume	7	10	67	75	44	12	1							212
PM Volumes	39	72	164	156	94	27	4	0	0	0	0	0	0	556
% PM	4%	7%	16%	15%	9%	3%	0%							55%
PM Peak Hour	15:00	15:00	15:00	14:00	14:00	14:00	14:00							15:00
Volume	21	36	42	30	19	5	2							140

Directional Peak Periods	AM 7-9			NOON 12-2			PM 4-6			Off Peak Volumes		
All Speeds	Volume		%	Volume		%	Volume		%	Volume		%
	284	↔	28%	102	↔	10%	132	↔	13%	500	↔	49%

Street Name	Direction	Percentiles					
		15th	50th	Average	85th	95th	ADT
S Mariposa St	Summary	20	26	26	33	36	1018

Prepared by NDS/ATD

Prepared by National Data & Surveying Services

VOLUME

S Mariposa St Bet. W Verdugo Ave & W Oak St

Day: Tuesday
Date: 1/18/2022

City: Burbank
Project #: CA22_020022_026

DAILY TOTALS	NB	SB	EB	WB	Total
	593	425	0	0	1,018

AM Period	NB		SB		EB	WB	TOTAL		PM Period	NB		SB		EB	WB	TOTAL	
0:00	0		0		0	0			12:00	17		7		0	0	24	
0:15	0		0		0	0			12:15	11		7		0	0	18	
0:30	0		0		0	0			12:30	11		4		0	0	15	
0:45	0		0		0	0			12:45	4	43	3	21	0	0	7	64
1:00	0		0		0	0			13:00	6		3		0	0	9	
1:15	0		0		0	0			13:15	4		2		0	0	6	
1:30	0		0		0	0			13:30	4		2		0	0	6	
1:45	0		0		0	0			13:45	7	21	10	17	0	0	17	38
2:00	0		0		0	0			14:00	7		11		0	0	18	
2:15	0		0		0	0			14:15	8		10		0	0	18	
2:30	0		0		0	0			14:30	10		10		0	0	20	
2:45	0		1	1	0	0	1	1	14:45	9	34	28	59	0	0	37	93
3:00	0		0		0	0			15:00	56		24		0	0	80	
3:15	0		0		0	0			15:15	15		13		0	0	28	
3:30	0		0		0	0			15:30	14		1		0	0	15	
3:45	0		0		0	0			15:45	11	96	6	44	0	0	17	140
4:00	0		0		0	0			16:00	13		12		0	0	25	
4:15	0		0		0	0			16:15	15		4		0	0	19	
4:30	0		0		0	0			16:30	6		5		0	0	11	
4:45	0		0		0	0			16:45	12	46	5	26	0	0	17	72
5:00	1		1		0	0	2		17:00	9		7		0	0	16	
5:15	0		0		0	0			17:15	9		3		0	0	12	
5:30	0		0		0	0			17:30	8		5		0	0	13	
5:45	1	2	0	1	0	0	1	3	17:45	12	38	7	22	0	0	19	60
6:00	3		1		0	0	4		18:00	3		6		0	0	9	
6:15	4		1		0	0	5		18:15	10		1		0	0	11	
6:30	3		5		0	0	8		18:30	3		3		0	0	6	
6:45	12	22	12	19	0	0	24	41	18:45	1	17	2	12	0	0	3	29
7:00	5		3		0	0	8		19:00	3		2		0	0	5	
7:15	5		13		0	0	18		19:15	5		1		0	0	6	
7:30	38		36		0	0	74		19:30	6		3		0	0	9	
7:45	61	109	51	103	0	0	112	212	19:45	3	17	1	7	0	0	4	24
8:00	21		13		0	0	34		20:00	5		2		0	0	7	
8:15	7		2		0	0	9		20:15	1		1		0	0	2	
8:30	4		7		0	0	11		20:30	0		1		0	0	1	
8:45	10	42	8	30	0	0	18	72	20:45	3	9	2	6	0	0	5	15
9:00	8		4		0	0	12		21:00	3		1		0	0	4	
9:15	7		6		0	0	13		21:15	3		0		0	0	3	
9:30	6		2		0	0	8		21:30	2		0		0	0	2	
9:45	6	27	4	16	0	0	10	43	21:45	2	10	1	2	0	0	3	12
10:00	12		5		0	0	17		22:00	2		1		0	0	3	
10:15	1		4		0	0	5		22:15	2		1		0	0	3	
10:30	3		3		0	0	6		22:30	1		0		0	0	1	
10:45	7	23	0	12	0	0	7	35	22:45	0	5	0	2	0	0		7
11:00	7		5		0	0	12		23:00	1		0		0	0	1	
11:15	8		5		0	0	13		23:15	1		0		0	0	1	
11:30	10		8		0	0	18		23:30	0		0		0	0		
11:45	5	30	7	25	0	0	12	55	23:45	0	2	0		0	0		2
TOTALS		255		207				462	TOTALS		338		218				556
SPLIT %		55.2%		44.8%				45.4%	SPLIT %		60.8%		39.2%				54.6%

DAILY TOTALS	NB	SB	EB	WB	Total
	593	425	0	0	1,018

AM Peak Hour	7:30	7:15			7:15	PM Peak Hour	15:00	14:30			14:30
AM Pk Volume	127	113			238	PM Pk Volume	96	75			165
Pk Hr Factor	0.520	0.554			0.531	Pk Hr Factor	0.429	0.670			0.516
7 - 9 Volume	151	133	0	0	284	4 - 6 Volume	84	48	0	0	132
7 - 9 Peak Hour	7:30	7:15			7:15	4 - 6 Peak Hour	16:00	16:00			16:00
7 - 9 Pk Volume	127	113	0	0	238	4 - 6 Pk Volume	46	26	0	0	72
Pk Hr Factor	0.520	0.554	0.000	0.000	0.531	Pk Hr Factor	0.767	0.542	0.000	0.000	0.720

Prepared by NDS/ATD

Project #: CA22_020022_026 **City:** Burbank

Location: S Mariposa St Bet. W Verdugo Ave & W Oak **Date:** 1/18/2022

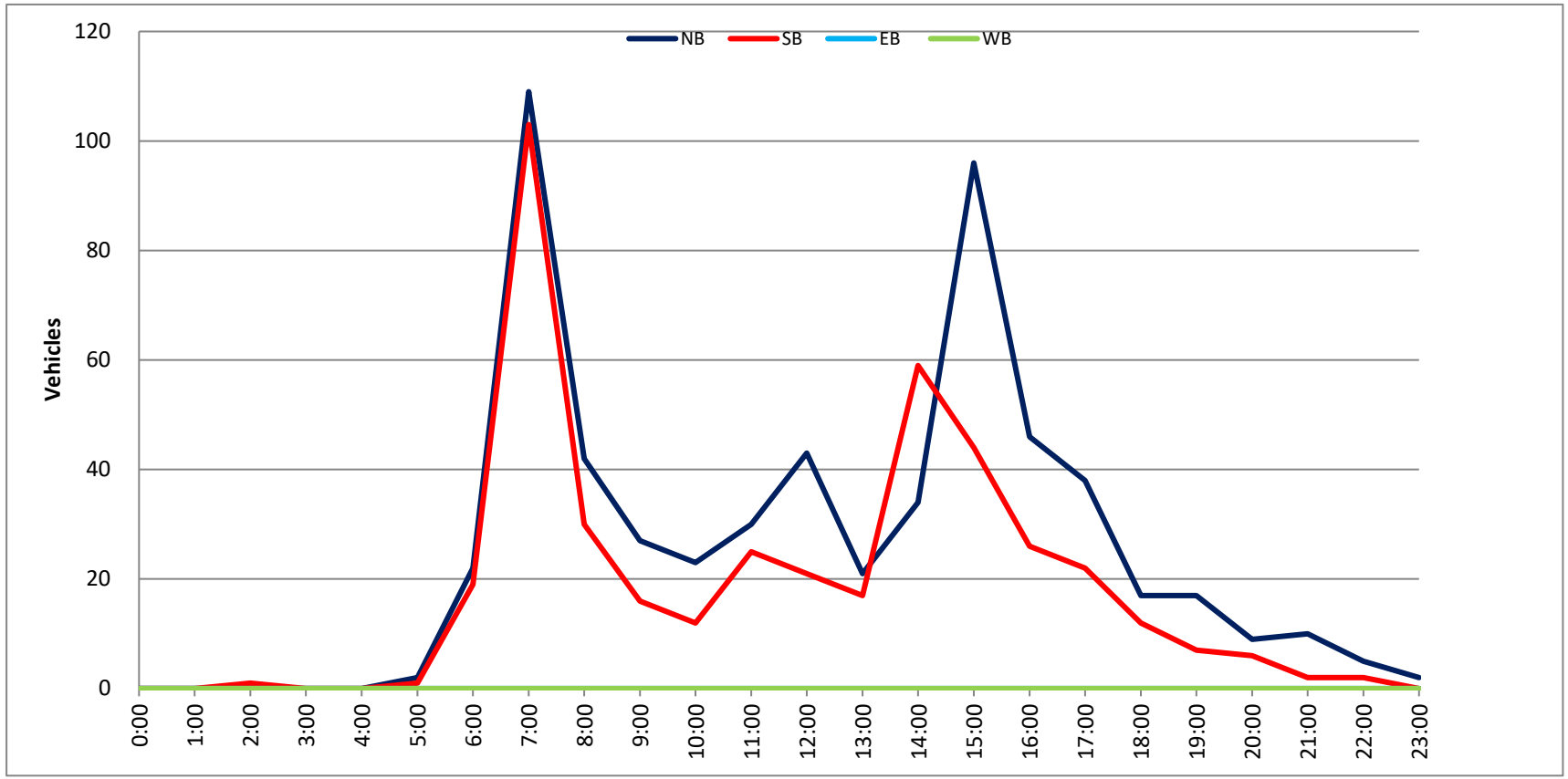

Prepared by National Data & Surveying Services

SPEED

S Mariposa St Bet. W Verdugo Ave & W Oak St

Day: Wednesday
Date: 1/19/2022

City: Burbank
Project #: CA22_020022_026n

North Bound

Time	< 15	15 - 19	20 - 24	25 - 29	30 - 34	35 - 39	40 - 44	45 - 49	50 - 54	55 - 59	60 - 64	65 - 69	70 +	Total
0:00 AM	0	0	1	0	0	0	0	0	0	0	0	0	0	1
0:15	0	0	0	0	0	0	0	0	0	0	0	0	0	0
0:30	0	0	0	0	0	0	0	0	0	0	0	0	0	0
0:45	0	0	0	0	0	0	0	0	0	0	0	0	0	0
1:00	0	0	0	0	0	0	0	0	0	0	0	0	0	0
1:15	0	0	0	0	0	0	0	0	0	0	0	0	0	0
1:30	0	0	0	0	0	0	0	0	0	0	0	0	0	0
1:45	0	0	0	0	0	0	0	0	0	0	0	0	0	0
2:00	0	0	0	0	0	0	0	0	0	0	0	0	0	0
2:15	0	0	0	0	0	0	0	0	0	0	0	0	0	0
2:30	0	0	0	0	0	0	0	0	0	0	0	0	0	0
2:45	0	0	0	0	0	0	0	0	0	0	0	0	0	0
3:00	0	0	0	0	0	0	0	0	0	0	0	0	0	0
3:15	0	0	0	0	0	0	0	0	0	0	0	0	0	0
3:30	0	0	0	0	0	0	0	0	0	0	0	0	0	0
3:45	0	0	0	0	0	0	0	0	0	0	0	0	0	0
4:00	0	0	0	0	0	0	0	0	0	0	0	0	0	0
4:15	0	0	0	0	0	0	0	0	0	0	0	0	0	0
4:30	0	0	0	0	0	0	0	0	0	0	0	0	0	0
4:45	0	0	0	0	0	0	0	0	0	0	0	0	0	0
5:00	0	0	0	0	0	0	0	0	0	0	0	0	0	0
5:15	0	0	0	0	1	0	0	0	0	0	0	0	0	1
5:30	0	0	0	0	1	0	0	0	0	0	0	0	0	1
5:45	0	1	1	0	0	0	0	0	0	0	0	0	0	2
6:00	0	0	0	0	0	0	0	0	0	0	0	0	0	0
6:15	0	0	0	2	2	2	0	0	0	0	0	0	0	6
6:30	0	1	1	3	0	0	0	0	0	0	0	0	0	5
6:45	0	1	2	5	3	1	0	0	0	0	0	0	0	12
7:00	0	1	2	1	2	1	1	0	0	0	0	0	0	8
7:15	1	0	2	1	1	0	0	0	0	0	0	0	0	5
7:30	2	7	14	6	1	1	0	0	0	0	0	0	0	31
7:45	2	5	20	30	3	0	1	0	0	0	0	0	0	61
8:00	0	2	3	6	3	0	1	0	0	0	0	0	0	15
8:15	1	2	3	4	1	0	0	0	0	0	0	0	0	11
8:30	0	1	3	2	0	0	0	0	0	0	0	0	0	6
8:45	1	0	1	2	3	0	0	0	0	0	0	0	0	7
9:00	0	0	0	2	1	0	0	0	0	0	0	0	0	3
9:15	1	0	1	2	3	1	0	0	0	0	0	0	0	8
9:30	0	0	1	1	1	0	0	0	0	0	0	0	0	3
9:45	1	1	1	2	1	0	0	0	0	0	0	0	0	6
10:00	0	1	1	1	0	0	0	0	0	0	0	0	0	3
10:15	1	0	1	2	1	0	0	0	0	0	0	0	0	5
10:30	0	0	3	0	2	1	0	0	0	0	0	0	0	6
10:45	0	1	0	1	5	0	0	0	0	0	0	0	0	7
11:00	0	0	3	8	0	0	0	0	0	0	0	0	0	11
11:15	0	1	4	1	0	1	0	0	0	0	0	0	0	7
11:30	0	0	2	1	1	1	0	0	0	0	0	0	0	5
11:45	1	0	0	2	0	1	0	0	0	0	0	0	0	4
12:00 PM	0	1	3	3	4	1	0	0	0	0	0	0	0	12
12:15	1	0	2	2	0	0	0	0	0	0	0	0	0	5
12:30	0	0	2	0	5	0	0	0	0	0	0	0	0	7
12:45	0	0	4	4	1	0	0	0	0	0	0	0	0	9
13:00	0	1	0	1	2	1	1	0	0	0	0	0	0	6
13:15	0	0	0	1	2	0	1	0	0	0	0	0	0	4
13:30	2	0	3	1	3	0	0	0	0	0	0	0	0	9
13:45	0	0	0	4	3	0	1	0	0	0	0	0	0	8
14:00	0	0	2	5	2	0	0	0	0	0	0	0	0	9
14:15	0	0	0	3	1	2	0	0	0	0	0	0	0	6
14:30	0	2	2	5	1	0	0	0	0	0	0	0	0	10
14:45	2	2	1	3	1	1	1	0	0	0	0	0	0	11
15:00	7	14	15	18	0	0	0	0	0	0	0	0	0	54
15:15	1	0	5	11	7	1	0	0	0	0	0	0	0	25
15:30	1	0	3	5	2	0	0	0	0	0	0	0	0	11
15:45	0	0	5	3	7	0	0	0	0	0	0	0	0	15
16:00	1	0	6	8	6	0	0	0	0	0	0	0	0	21
16:15	1	3	5	8	0	0	0	0	0	0	0	0	0	17
16:30	0	0	4	5	5	2	0	0	0	0	0	0	0	16
16:45	0	1	3	4	0	1	0	0	0	0	0	0	0	9
17:00	1	2	5	4	1	1	0	0	0	0	0	0	0	14
17:15	0	0	2	0	0	0	0	0	0	0	0	0	0	2
17:30	0	3	2	5	2	0	0	0	0	0	0	0	0	12
17:45	0	0	1	4	1	1	0	0	0	0	0	0	0	7
18:00	0	0	2	2	1	0	0	0	0	0	0	0	0	5
18:15	2	1	1	0	1	0	0	0	0	0	0	0	0	5
18:30	0	0	1	3	2	0	0	0	0	0	0	0	0	6
18:45	0	0	0	0	1	0	0	0	0	0	0	0	0	1
19:00	0	0	0	1	2	0	0	0	0	0	0	0	0	3
19:15	0	0	0	1	1	0	0	0	0	0	0	0	0	2
19:30	1	0	0	1	2	0	0	0	0	0	0	0	0	4
19:45	0	1	1	3	2	0	0	0	0	0	0	0	0	7
20:00	1	0	0	2	3	0	0	0	0	0	0	0	0	6
20:15	0	0	0	0	1	0	0	0	0	0	0	0	0	1
20:30	1	0	0	1	0	0	0	0	0	0	0	0	0	2
20:45	0	0	2	2	0	0	0	0	0	0	0	0	0	4
21:00	0	0	1	0	0	0	0	0	0	0	0	0	0	1
21:15	0	0	1	1	0	0	0	0	0	0	0	0	0	2
21:30	0	0	0	0	0	1	0	0	0	0	0	0	0	1
21:45	0	0	0	2	1	0	0	0	0	0	0	0	0	3
22:00	0	0	0	2	0	0	0	0	0	0	0	0	0	2
22:15	0	0	0	0	0	0	0	0	0	0	0	0	0	0
22:30	0	0	1	1	1	0	0	0	0	0	0	0	0	3
22:45	1	0	0	1	0	0	0	0	0	0	0	0	0	2
23:00	0	0	0	0	0	0	0	0	0	0	0	0	0	0
23:15	0	1	0	0	0	0	0	0	0	0	0	0	0	1
23:30	0	0	0	0	0	0	0	0	0	0	0	0	0	0
23:45	0	0	0	0	0	0	0	0	0	0	0	0	0	0
Totals	34	57	155	215	110	22	7							600
% of Totals	6%	10%	26%	36%	18%	4%	1%							100%

AM Volumes	11	25	70	85	36	10	3	0	0	0	0	0	0	240
% AM	2%	4%	12%	14%	6%	2%	1%							40%
AM Peak Hour	7:00	7:30	7:30	7:30	11:45	6:15	7:00							7:30
Volume	5	16	40	46	9	4	2							118
PM Volumes	23	32	85	130	74	12	4	0	0	0	0	0	0	360
% PM	4%	5%	14%	22%	12%	2%	1%							60%
PM Peak Hour	14:45	14:15	15:00	14:30	15:15	16:15	13:00							15:00
Volume	11	18	28	37	22	4	3							105

Directional Peak Periods	AM 7-9			NOON 12-2			PM 4-6			Off Peak Volumes		
All Classes	Volume	⟷	%	Volume	⟷	%	Volume	⟷	%	Volume	⟷	%
	144		24%	60		10%	98		16%	298		50%

Street Name	Direction	Percentiles					
		15th	50th	Average	85th	95th	ADT
S Mariposa St	North Bound	20	26	26	32	35	600
S Mariposa St	South Bound	18	25	25	32	35	460

Prepared by National Data & Surveying Services

SPEED

S Mariposa St Bet. W Verdugo Ave & W Oak St

Day: Wednesday
Date: 1/19/2022

City: Burbank
Project #: CA22_020022_026s

South Bound

Time	< 15	15 - 19	20 - 24	25 - 29	30 - 34	35 - 39	40 - 44	45 - 49	50 - 54	55 - 59	60 - 64	65 - 69	70 +	Total
0:00 AM	0	0	0	0	0	0	0	0	0	0	0	0	0	0
0:15	0	0	0	0	0	0	0	0	0	0	0	0	0	0
0:30	0	0	0	0	0	0	0	0	0	0	0	0	0	0
0:45	0	0	1	1	0	0	0	0	0	0	0	0	0	2
1:00	0	0	0	0	0	0	0	0	0	0	0	0	0	0
1:15	0	0	0	0	0	0	0	0	0	0	0	0	0	0
1:30	0	0	0	1	0	0	0	0	0	0	0	0	0	1
1:45	0	0	0	0	0	0	0	0	0	0	0	0	0	0
2:00	0	0	0	0	0	0	0	0	0	0	0	0	0	0
2:15	0	0	0	0	0	0	0	0	0	0	0	0	0	0
2:30	0	0	0	0	0	0	0	0	0	0	0	0	0	0
2:45	0	0	0	1	0	0	0	0	0	0	0	0	0	1
3:00	0	0	0	0	0	0	0	0	0	0	0	0	0	0
3:15	0	0	0	0	0	0	0	0	0	0	0	0	0	0
3:30	0	0	0	0	0	0	0	0	0	0	0	0	0	0
3:45	0	0	0	0	0	0	0	0	0	0	0	0	0	0
4:00	0	0	0	0	0	0	0	0	0	0	0	0	0	0
4:15	0	0	0	0	0	0	0	0	0	0	0	0	0	0
4:30	0	0	0	0	0	0	0	0	0	0	0	0	0	0
4:45	0	0	0	0	0	0	0	0	0	0	0	0	0	0
5:00	0	0	1	0	1	0	0	0	0	0	0	0	0	2
5:15	0	0	0	0	0	0	0	0	0	0	0	0	0	0
5:30	0	0	0	0	0	0	0	0	0	0	0	0	0	0
5:45	0	0	0	1	0	0	0	0	0	0	0	0	0	1
6:00	0	0	1	0	0	0	0	0	0	0	0	0	0	1
6:15	0	0	2	0	0	0	0	0	0	0	0	0	0	2
6:30	0	2	2	1	0	1	0	0	0	0	0	0	0	6
6:45	0	2	5	4	4	1	0	0	0	0	0	0	0	16
7:00	0	0	1	2	0	0	0	0	0	0	0	0	0	3
7:15	3	0	2	10	4	0	0	0	0	0	0	0	0	19
7:30	1	9	19	12	3	0	0	0	0	0	0	0	0	44
7:45	1	6	20	10	3	0	1	0	0	0	0	0	0	41
8:00	0	3	3	2	0	1	0	0	0	0	0	0	0	9
8:15	0	1	1	3	1	1	0	0	0	0	0	0	0	7
8:30	0	0	1	2	2	0	0	0	0	0	0	0	0	5
8:45	0	0	0	3	0	0	0	0	0	0	0	0	0	3
9:00	0	0	4	2	0	0	0	0	0	0	0	0	0	6
9:15	0	1	0	2	0	1	0	0	0	0	0	0	0	4
9:30	0	0	0	1	1	1	1	0	0	0	0	0	0	4
9:45	1	0	0	1	2	0	0	0	0	0	0	0	0	4
10:00	0	0	1	3	0	2	0	0	0	0	0	0	0	6
10:15	0	1	1	1	0	0	0	0	0	0	0	0	0	3
10:30	0	0	1	3	1	1	0	0	0	0	0	0	0	6
10:45	0	0	1	0	1	0	0	0	0	0	0	0	0	2
11:00	1	0	1	3	2	0	0	0	0	0	0	0	0	7
11:15	0	0	1	1	0	0	0	0	0	0	0	0	0	2
11:30	0	0	0	0	0	0	0	0	0	0	0	0	0	0
11:45	0	1	1	0	1	0	0	0	0	0	0	0	0	3
12:00 PM	1	0	1	0	3	0	0	0	0	0	0	0	0	5
12:15	1	0	1	1	3	0	0	0	0	0	0	0	0	6
12:30	0	0	0	0	1	0	0	0	0	0	0	0	0	1
12:45	0	1	2	2	2	0	0	0	0	0	0	0	0	7
13:00	0	0	2	3	3	0	0	0	0	0	0	0	0	8
13:15	0	0	1	1	2	0	0	0	0	0	0	0	0	4
13:30	0	0	0	1	0	1	0	0	0	0	0	0	0	2
13:45	0	0	0	1	4	0	1	0	0	0	0	0	0	6
14:00	0	0	1	2	1	0	0	0	0	0	0	0	0	4
14:15	0	0	5	2	0	0	0	0	0	0	0	0	0	7
14:30	1	3	3	10	3	1	0	0	0	0	0	0	0	21
14:45	4	9	5	3	1	0	0	0	0	0	0	0	0	22
15:00	7	5	13	2	3	1	0	0	0	0	0	0	0	31
15:15	0	1	3	4	2	0	0	0	0	0	0	0	0	10
15:30	0	2	0	5	3	0	0	0	0	0	0	0	0	10
15:45	0	1	4	5	6	0	0	0	0	0	0	0	0	16
16:00	1	3	3	8	3	0	0	0	0	0	0	0	0	18
16:15	1	0	3	6	4	0	0	0	0	0	0	0	0	14
16:30	0	0	1	1	0	0	0	0	0	0	0	0	0	2
16:45	1	0	5	1	0	0	0	0	0	0	0	0	0	7
17:00	0	0	1	1	1	0	0	0	0	0	0	0	0	3
17:15	0	0	1	3	1	0	0	0	0	0	0	0	0	5
17:30	0	0	1	0	0	0	0	0	0	0	0	0	0	1
17:45	3	1	1	1	0	0	0	0	0	0	0	0	0	6
18:00	1	0	1	2	0	0	0	0	0	0	0	0	0	4
18:15	2	0	0	0	0	0	0	0	0	0	0	0	0	2
18:30	0	0	0	0	1	0	0	0	0	0	0	0	0	1
18:45	0	0	2	0	1	0	0	0	0	0	0	0	0	3
19:00	0	0	0	0	2	0	0	0	0	0	0	0	0	2
19:15	0	0	0	0	0	0	0	0	0	0	0	0	0	0
19:30	0	0	1	4	0	0	0	0	0	0	0	0	0	5
19:45	0	0	0	0	0	0	1	0	0	0	0	0	0	1
20:00	1	0	0	0	0	0	0	0	0	0	0	0	0	1
20:15	0	0	0	0	0	0	0	0	0	0	0	0	0	0
20:30	0	1	0	1	0	0	0	0	0	0	0	0	0	2
20:45	0	0	0	1	0	0	0	0	0	0	0	0	0	1
21:00	0	0	1	1	0	0	0	0	0	0	0	0	0	2
21:15	0	0	0	0	0	0	0	0	0	0	0	0	0	0
21:30	1	1	2	1	0	0	0	0	0	0	0	0	0	5
21:45	0	0	0	1	0	0	0	0	0	0	0	0	0	1
22:00	0	0	0	0	0	0	0	0	0	0	0	0	0	0
22:15	1	0	0	0	1	0	0	0	0	0	0	0	0	2
22:30	0	0	0	0	1	0	0	0	0	0	0	0	0	1
22:45	0	1	0	0	0	0	0	0	0	0	0	0	0	1
23:00	0	0	0	0	0	0	0	0	0	0	0	0	0	0
23:15	0	0	0	0	0	0	0	0	0	0	0	0	0	0
23:30	0	0	0	0	0	0	0	0	0	0	0	0	0	0
23:45	0	0	0	0	0	0	0	0	0	0	0	0	0	0
Totals	33	55	134	144	78	12	4							460
% of Totals	7%	12%	29%	31%	17%	3%	1%							100%

AM Volumes	7	26	70	70	26	8	2	0	0	0	0	0	0	210
% AM	2%	6%	15%	15%	6%	2%	0%							46%
AM Peak Hour	7:00	7:30	7:15	7:00	6:45	9:15	7:00							7:15
Volume	5	19	44	34	11	4	1							113
PM Volumes	26	29	64	74	52	3	2	0	0	0	0	0	0	250
% PM	6%	6%	14%	16%	11%	1%	0%							54%
PM Peak Hour	14:15	14:30	14:15	15:30	15:30	14:15	13:00							14:30
Volume	12	18	26	24	16	2	1							84

Directional Peak Periods	AM 7-9			NOON 12-2			PM 4-6			Off Peak Volumes		
All Classes	Volume	⟷	%	Volume	⟷	%	Volume	⟷	%	Volume	⟷	%
	131		28%	39		8%	56		12%	234		51%

Street Name	Direction	Percentiles					
		15th	50th	Average	85th	95th	ADT
S Mariposa St	North Bound	20	26	26	32	35	600
S Mariposa St	South Bound	18	25	25	32	35	460

Prepared by National Data & Surveying Services

SPEED

S Mariposa St Bet. W Verdugo Ave & W Oak St

Day: Wednesday
Date: 1/19/2022

City: Burbank
Project #: CA22_020022_026

Summary

Time	< 15	15 - 19	20 - 24	25 - 29	30 - 34	35 - 39	40 - 44	45 - 49	50 - 54	55 - 59	60 - 64	65 - 69	70 +	Total
0:00 AM	0	0	1	0	0	0	0	0	0	0	0	0	0	1
0:15	0	0	0	0	0	0	0	0	0	0	0	0	0	0
0:30	0	0	0	0	0	0	0	0	0	0	0	0	0	0
0:45	0	0	1	1	0	0	0	0	0	0	0	0	0	2
1:00	0	0	0	0	0	0	0	0	0	0	0	0	0	0
1:15	0	0	0	0	0	0	0	0	0	0	0	0	0	0
1:30	0	0	0	1	0	0	0	0	0	0	0	0	0	1
1:45	0	0	0	0	0	0	0	0	0	0	0	0	0	0
2:00	0	0	0	0	0	0	0	0	0	0	0	0	0	0
2:15	0	0	0	0	0	0	0	0	0	0	0	0	0	0
2:30	0	0	0	0	0	0	0	0	0	0	0	0	0	0
2:45	0	0	0	1	0	0	0	0	0	0	0	0	0	1
3:00	0	0	0	0	0	0	0	0	0	0	0	0	0	0
3:15	0	0	0	0	0	0	0	0	0	0	0	0	0	0
3:30	0	0	0	0	0	0	0	0	0	0	0	0	0	0
3:45	0	0	0	0	0	0	0	0	0	0	0	0	0	0
4:00	0	0	0	0	0	0	0	0	0	0	0	0	0	0
4:15	0	0	0	0	0	0	0	0	0	0	0	0	0	0
4:30	0	0	0	0	0	0	0	0	0	0	0	0	0	0
4:45	0	0	0	0	0	0	0	0	0	0	0	0	0	0
5:00	0	0	1	0	1	0	0	0	0	0	0	0	0	2
5:15	0	0	0	0	1	0	0	0	0	0	0	0	0	1
5:30	0	0	0	0	1	0	0	0	0	0	0	0	0	1
5:45	0	1	1	1	0	0	0	0	0	0	0	0	0	3
6:00	0	0	1	0	0	0	0	0	0	0	0	0	0	1
6:15	0	0	2	2	2	2	0	0	0	0	0	0	0	8
6:30	0	3	3	4	0	1	0	0	0	0	0	0	0	11
6:45	0	3	7	9	7	2	0	0	0	0	0	0	0	28
7:00	0	1	3	3	2	1	1	0	0	0	0	0	0	11
7:15	4	0	4	11	5	0	0	0	0	0	0	0	0	24
7:30	3	16	33	18	4	1	0	0	0	0	0	0	0	75
7:45	3	11	40	40	6	0	2	0	0	0	0	0	0	102
8:00	0	5	6	8	3	1	1	0	0	0	0	0	0	24
8:15	1	3	4	7	2	1	0	0	0	0	0	0	0	18
8:30	0	1	4	4	2	0	0	0	0	0	0	0	0	11
8:45	1	0	1	5	3	0	0	0	0	0	0	0	0	10
9:00	0	0	4	4	1	0	0	0	0	0	0	0	0	9
9:15	1	1	1	4	3	2	0	0	0	0	0	0	0	12
9:30	0	0	1	2	2	1	1	0	0	0	0	0	0	7
9:45	2	1	1	3	3	0	0	0	0	0	0	0	0	10
10:00	0	1	2	4	0	2	0	0	0	0	0	0	0	9
10:15	1	1	2	3	1	0	0	0	0	0	0	0	0	8
10:30	0	0	4	3	3	2	0	0	0	0	0	0	0	12
10:45	0	1	1	1	6	0	0	0	0	0	0	0	0	9
11:00	1	0	4	11	2	0	0	0	0	0	0	0	0	18
11:15	0	1	5	2	0	1	0	0	0	0	0	0	0	9
11:30	0	0	2	1	1	1	0	0	0	0	0	0	0	5
11:45	1	1	1	2	1	1	0	0	0	0	0	0	0	7
12:00 PM	1	1	4	3	7	1	0	0	0	0	0	0	0	17
12:15	2	0	3	3	3	0	0	0	0	0	0	0	0	11
12:30	0	0	2	0	6	0	0	0	0	0	0	0	0	8
12:45	0	1	6	6	3	0	0	0	0	0	0	0	0	16
13:00	0	1	2	4	5	1	1	0	0	0	0	0	0	14
13:15	0	0	1	2	4	0	1	0	0	0	0	0	0	8
13:30	2	0	3	2	3	1	0	0	0	0	0	0	0	11
13:45	0	0	0	5	7	0	2	0	0	0	0	0	0	14
14:00	0	0	3	7	3	0	0	0	0	0	0	0	0	13
14:15	0	0	5	5	1	2	0	0	0	0	0	0	0	13
14:30	1	5	5	15	4	1	0	0	0	0	0	0	0	31
14:45	6	11	6	6	2	1	1	0	0	0	0	0	0	33
15:00	14	19	28	20	3	1	0	0	0	0	0	0	0	85
15:15	1	1	8	15	9	1	0	0	0	0	0	0	0	35
15:30	1	2	3	10	5	0	0	0	0	0	0	0	0	21
15:45	0	1	9	8	13	0	0	0	0	0	0	0	0	31
16:00	2	3	9	16	9	0	0	0	0	0	0	0	0	39
16:15	2	3	8	14	4	0	0	0	0	0	0	0	0	31
16:30	0	0	5	6	5	2	0	0	0	0	0	0	0	18
16:45	1	1	8	5	0	1	0	0	0	0	0	0	0	16
17:00	1	2	6	5	2	1	0	0	0	0	0	0	0	17
17:15	0	0	3	3	1	0	0	0	0	0	0	0	0	7
17:30	0	3	3	5	2	0	0	0	0	0	0	0	0	13
17:45	3	1	2	5	1	1	0	0	0	0	0	0	0	13
18:00	1	0	3	4	1	0	0	0	0	0	0	0	0	9
18:15	4	1	1	0	1	0	0	0	0	0	0	0	0	7
18:30	0	0	1	3	3	0	0	0	0	0	0	0	0	7
18:45	0	0	2	0	2	0	0	0	0	0	0	0	0	4
19:00	0	0	0	1	4	0	0	0	0	0	0	0	0	5
19:15	0	0	0	1	1	0	0	0	0	0	0	0	0	2
19:30	1	0	1	5	2	0	0	0	0	0	0	0	0	9
19:45	0	1	1	3	2	0	1	0	0	0	0	0	0	8
20:00	2	0	0	2	3	0	0	0	0	0	0	0	0	7
20:15	0	0	0	0	1	0	0	0	0	0	0	0	0	1
20:30	1	1	0	2	0	0	0	0	0	0	0	0	0	4
20:45	0	0	2	3	0	0	0	0	0	0	0	0	0	5
21:00	0	0	2	1	0	0	0	0	0	0	0	0	0	3
21:15	0	0	1	1	0	0	0	0	0	0	0	0	0	2
21:30	1	1	2	1	0	1	0	0	0	0	0	0	0	6
21:45	0	0	0	3	1	0	0	0	0	0	0	0	0	4
22:00	0	0	0	2	0	0	0	0	0	0	0	0	0	2
22:15	1	0	0	0	1	0	0	0	0	0	0	0	0	2
22:30	0	0	1	1	2	0	0	0	0	0	0	0	0	4
22:45	1	1	0	1	0	0	0	0	0	0	0	0	0	3
23:00	0	0	0	0	0	0	0	0	0	0	0	0	0	0
23:15	0	1	0	0	0	0	0	0	0	0	0	0	0	1
23:30	0	0	0	0	0	0	0	0	0	0	0	0	0	0
23:45	0	0	0	0	0	0	0	0	0	0	0	0	0	0
Totals	67	112	283	359	188	34	11							1060
% of Totals	6%	11%	27%	34%	18%	3%	1%							100%

AM Volumes	18	51	140	155	62	19	5	0	0	0	0	0	0	450
% AM	2%	5%	13%	15%	6%	2%	0%							42%
AM Peak Hour	7:00	7:30	7:15	7:15	6:45	6:15	7:00							7:15
Volume	10	35	83	77	18	6	3							225
PM Volumes	49	61	143	204	126	15	6	0	0	0	0	0	0	610
% PM	5%	6%	14%	19%	12%	1%	1%							58%
PM Peak Hour	14:30	14:30	15:00	14:30	15:15	14:15	13:00							14:30
Volume	22	36	48	56	36	5	4							184

Directional Peak Periods	AM 7-9			NOON 12-2			PM 4-6			Off Peak Volumes		
All Classes	Volume	⟷	%	Volume	⟷	%	Volume	⟷	%	Volume	⟷	%
	275		26%	99		9%	154		15%	532		50%

Street Name	Direction	Percentiles					
		15th	50th	Average	85th	95th	ADT
S Mariposa St	Summary	19	26	25	32	35	1060

Prepared by National Data & Surveying Services

SPEED

S Mariposa St Bet. W Verdugo Ave & W Oak St

Day: Wednesday
Date: 1/19/2022

City: Burbank
Project #: CA22_020022_026n

North Bound

Time	< 15	15 - 19	20 - 24	25 - 29	30 - 34	35 - 39	40 - 44	45 - 49	50 - 54	55 - 59	60 - 64	65 - 69	70 +	Total
0:00 AM	0	0	1	0	0	0	0	0	0	0	0	0	0	1
1:00	0	0	0	0	0	0	0	0	0	0	0	0	0	0
2:00	0	0	0	0	0	0	0	0	0	0	0	0	0	0
3:00	0	0	0	0	0	0	0	0	0	0	0	0	0	0
4:00	0	0	0	0	0	0	0	0	0	0	0	0	0	0
5:00	0	1	1	0	2	0	0	0	0	0	0	0	0	4
6:00	0	2	3	10	5	3	0	0	0	0	0	0	0	23
7:00	5	13	38	38	7	2	2	0	0	0	0	0	0	105
8:00	2	5	10	14	7	0	1	0	0	0	0	0	0	39
9:00	2	1	3	7	6	1	0	0	0	0	0	0	0	20
10:00	1	2	5	4	8	1	0	0	0	0	0	0	0	21
11:00	1	1	9	12	1	3	0	0	0	0	0	0	0	27
12:00 PM	1	1	11	9	10	1	0	0	0	0	0	0	0	33
13:00	2	1	3	7	10	1	3	0	0	0	0	0	0	27
14:00	2	4	5	16	5	3	1	0	0	0	0	0	0	36
15:00	9	14	28	37	16	1	0	0	0	0	0	0	0	105
16:00	2	4	18	25	11	3	0	0	0	0	0	0	0	63
17:00	1	5	10	13	4	2	0	0	0	0	0	0	0	35
18:00	2	1	4	5	5	0	0	0	0	0	0	0	0	17
19:00	1	1	1	6	7	0	0	0	0	0	0	0	0	16
20:00	2	0	2	5	4	0	0	0	0	0	0	0	0	13
21:00	0	0	2	3	1	1	0	0	0	0	0	0	0	7
22:00	1	0	1	4	1	0	0	0	0	0	0	0	0	7
23:00	0	1	0	0	0	0	0	0	0	0	0	0	0	1
Totals	34	57	155	215	110	22	7							600
% of Totals	6%	10%	26%	36%	18%	4%	1%							100%

AM Volumes	11	25	70	85	36	10	3	0	0	0	0	0	0	240
% AM	2%	4%	12%	14%	6%	2%	1%							40%
AM Peak Hour	7:00	7:00	7:00	7:00	10:00	6:00	7:00							7:00
Volume	5	13	38	38	8	3	2							105
PM Volumes	23	32	85	130	74	12	4	0	0	0	0	0	0	360
% PM	4%	5%	14%	22%	12%	2%	1%							60%
PM Peak Hour	15:00	15:00	15:00	15:00	15:00	14:00	13:00							15:00
Volume	9	14	28	37	16	3	3							105

Directional Peak Periods	AM 7-9			NOON 12-2			PM 4-6			Off Peak Volumes		
All Speeds	Volume		%	Volume		%	Volume		%	Volume		%
	144	↔	24%	60	↔	10%	98	↔	16%	298	↔	50%

Street Name	Direction	Percentiles					
		15th	50th	Average	85th	95th	ADT
S Mariposa St	North Bound	20	26	26	32	35	600
S Mariposa St	South Bound	18	25	25	32	35	460

Prepared by National Data & Surveying Services

SPEED

S Mariposa St Bet. W Verdugo Ave & W Oak St

Day: Wednesday
Date: 1/19/2022

City: Burbank
Project #: CA22_020022_026s

South Bound

Time	< 15	15 - 19	20 - 24	25 - 29	30 - 34	35 - 39	40 - 44	45 - 49	50 - 54	55 - 59	60 - 64	65 - 69	70 +	Total
0:00 AM	0	0	1	1	0	0	0	0	0	0	0	0	0	2
1:00	0	0	0	1	0	0	0	0	0	0	0	0	0	1
2:00	0	0	0	1	0	0	0	0	0	0	0	0	0	1
3:00	0	0	0	0	0	0	0	0	0	0	0	0	0	0
4:00	0	0	0	0	0	0	0	0	0	0	0	0	0	0
5:00	0	0	1	1	1	0	0	0	0	0	0	0	0	3
6:00	0	4	10	5	4	2	0	0	0	0	0	0	0	25
7:00	5	15	42	34	10	0	1	0	0	0	0	0	0	107
8:00	0	4	5	10	3	2	0	0	0	0	0	0	0	24
9:00	1	1	4	6	3	2	1	0	0	0	0	0	0	18
10:00	0	1	4	7	2	3	0	0	0	0	0	0	0	17
11:00	1	1	3	4	3	0	0	0	0	0	0	0	0	12
12:00 PM	2	1	4	3	9	0	0	0	0	0	0	0	0	19
13:00	0	0	3	6	9	1	1	0	0	0	0	0	0	20
14:00	5	12	14	17	5	1	0	0	0	0	0	0	0	54
15:00	7	9	20	16	14	1	0	0	0	0	0	0	0	67
16:00	3	3	12	16	7	0	0	0	0	0	0	0	0	41
17:00	3	1	4	5	2	0	0	0	0	0	0	0	0	15
18:00	3	0	3	2	2	0	0	0	0	0	0	0	0	10
19:00	0	0	1	4	2	0	1	0	0	0	0	0	0	8
20:00	1	1	0	2	0	0	0	0	0	0	0	0	0	4
21:00	1	1	3	3	0	0	0	0	0	0	0	0	0	8
22:00	1	1	0	0	2	0	0	0	0	0	0	0	0	4
23:00	0	0	0	0	0	0	0	0	0	0	0	0	0	0
Totals	33	55	134	144	78	12	4							460
% of Totals	7%	12%	29%	31%	17%	3%	1%							100%

AM Volumes	7	26	70	70	26	9	2	0	0	0	0	0	0	210
% AM	2%	6%	15%	15%	6%	2%	0%							46%
AM Peak Hour	7:00	7:00	7:00	7:00	7:00	10:00	7:00							7:00
Volume	5	15	42	34	10	3	1							107
PM Volumes	26	29	64	74	52	3	2	0	0	0	0	0	0	250
% PM	6%	6%	14%	16%	11%	1%	0%							54%
PM Peak Hour	15:00	14:00	15:00	14:00	15:00	13:00	13:00							15:00
Volume	7	12	20	17	14	1	1							67

Directional Peak Periods	AM 7-9			NOON 12-2			PM 4-6			Off Peak Volumes		
All Speeds	Volume		%	Volume		%	Volume		%	Volume		%
	131	↔	28%	39	↔	8%	56	↔	12%	234	↔	51%

Street Name	Direction	Percentiles					
		15th	50th	Average	85th	95th	ADT
S Mariposa St	North Bound	20	26	26	32	35	600
S Mariposa St	South Bound	18	25	25	32	35	460

Prepared by National Data & Surveying Services

SPEED

S Mariposa St Bet. W Verdugo Ave & W Oak St

Day: Wednesday
Date: 1/19/2022

City: Burbank
Project #: CA22_020022_026

Summary

Time	< 15	15 - 19	20 - 24	25 - 29	30 - 34	35 - 39	40 - 44	45 - 49	50 - 54	55 - 59	60 - 64	65 - 69	70 +	Total
0:00 AM	0	0	2	1	0	0	0	0	0	0	0	0	0	3
1:00	0	0	0	1	0	0	0	0	0	0	0	0	0	1
2:00	0	0	0	1	0	0	0	0	0	0	0	0	0	1
3:00	0	0	0	0	0	0	0	0	0	0	0	0	0	0
4:00	0	0	0	0	0	0	0	0	0	0	0	0	0	0
5:00	0	1	2	1	3	0	0	0	0	0	0	0	0	7
6:00	0	6	13	15	9	5	0	0	0	0	0	0	0	48
7:00	10	28	80	72	17	2	3	0	0	0	0	0	0	212
8:00	2	9	15	24	10	2	1	0	0	0	0	0	0	63
9:00	3	2	7	13	9	3	1	0	0	0	0	0	0	38
10:00	1	3	9	11	10	4	0	0	0	0	0	0	0	38
11:00	2	2	12	16	4	3	0	0	0	0	0	0	0	39
12:00 PM	3	2	15	12	19	1	0	0	0	0	0	0	0	52
13:00	2	1	6	13	19	2	4	0	0	0	0	0	0	47
14:00	7	16	19	33	10	4	1	0	0	0	0	0	0	90
15:00	16	23	48	53	30	2	0	0	0	0	0	0	0	172
16:00	5	7	30	41	18	3	0	0	0	0	0	0	0	104
17:00	4	6	14	18	6	2	0	0	0	0	0	0	0	50
18:00	5	1	7	7	7	0	0	0	0	0	0	0	0	27
19:00	1	1	2	10	9	0	1	0	0	0	0	0	0	24
20:00	3	1	2	7	4	0	0	0	0	0	0	0	0	17
21:00	1	1	5	6	1	1	0	0	0	0	0	0	0	15
22:00	2	1	1	4	3	0	0	0	0	0	0	0	0	11
23:00	0	1	0	0	0	0	0	0	0	0	0	0	0	1
Totals	67	112	289	359	188	34	11							1060
% of Totals	6%	11%	27%	34%	18%	3%	1%							100%

AM Volumes	18	51	140	155	62	19	5	0	0	0	0	0	0	450
% AM	2%	5%	13%	15%	6%	2%	0%							42%
AM Peak Hour	7:00	7:00	7:00	7:00	7:00	6:00	7:00							7:00
Volume	10	28	80	72	17	5	3							212
PM Volumes	49	61	149	204	126	15	6	0	0	0	0	0	0	610
% PM	5%	6%	14%	19%	12%	1%	1%							58%
PM Peak Hour	15:00	15:00	15:00	15:00	15:00	14:00	13:00							15:00
Volume	16	23	48	53	30	4	4							172

Directional Peak Periods	AM 7-9			NOON 12-2			PM 4-6			Off Peak Volumes		
All Speeds	Volume		%	Volume		%	Volume		%	Volume		%
	275	↔	26%	99	↔	9%	154	↔	15%	532	↔	50%

Street Name	Direction	Percentiles					
		15th	50th	Average	85th	95th	ADT
S Mariposa St	Summary	19	26	25	32	35	1060

Prepared by NDS/ATD

Prepared by National Data & Surveying Services

VOLUME

S Mariposa St Bet. W Verdugo Ave & W Oak St

Day: Wednesday
Date: 1/19/2022

City: Burbank
Project #: CA22_020022_026

DAILY TOTALS	NB	SB	EB	WB	Total
	600	460	0	0	1,060

AM Period	NB		SB		EB	WB	TOTAL		PM Period	NB		SB		EB	WB	TOTAL	
0:00	1		0		0	0	1		12:00	12		5		0	0	17	
0:15	0		0		0	0			12:15	5		6		0	0	11	
0:30	0		0		0	0			12:30	7		1		0	0	8	
0:45	0	1	2	2	0	0	2	3	12:45	9	33	7	19	0	0	16	52
1:00	0		0		0	0			13:00	6		8		0	0	14	
1:15	0		0		0	0			13:15	4		4		0	0	8	
1:30	0		1		0	0	1		13:30	9		2		0	0	11	
1:45	0		0	1	0	0		1	13:45	8	27	6	20	0	0	14	47
2:00	0		0		0	0			14:00	9		4		0	0	13	
2:15	0		0		0	0			14:15	6		7		0	0	13	
2:30	0		0		0	0			14:30	10		21		0	0	31	
2:45	0		1	1	0	0	1	1	14:45	11	36	22	54	0	0	33	90
3:00	0		0		0	0			15:00	54		31		0	0	85	
3:15	0		0		0	0			15:15	25		10		0	0	35	
3:30	0		0		0	0			15:30	11		10		0	0	21	
3:45	0		0		0	0			15:45	15	105	16	67	0	0	31	172
4:00	0		0		0	0			16:00	21		18		0	0	39	
4:15	0		0		0	0			16:15	17		14		0	0	31	
4:30	0		0		0	0			16:30	16		2		0	0	18	
4:45	0		0		0	0			16:45	9	63	7	41	0	0	16	104
5:00	0		2		0	0	2		17:00	14		3		0	0	17	
5:15	1		0		0	0	1		17:15	2		5		0	0	7	
5:30	1		0		0	0	1		17:30	12		1		0	0	13	
5:45	2	4	1	3	0	0	3	7	17:45	7	35	6	15	0	0	13	50
6:00	0		1		0	0	1		18:00	5		4		0	0	9	
6:15	6		2		0	0	8		18:15	5		2		0	0	7	
6:30	5		6		0	0	11		18:30	6		1		0	0	7	
6:45	12	23	16	25	0	0	28	48	18:45	1	17	3	10	0	0	4	27
7:00	8		3		0	0	11		19:00	3		2		0	0	5	
7:15	5		19		0	0	24		19:15	2		0		0	0	2	
7:30	31		44		0	0	75		19:30	4		5		0	0	9	
7:45	61	105	41	107	0	0	102	212	19:45	7	16	1	8	0	0	8	24
8:00	15		9		0	0	24		20:00	6		1		0	0	7	
8:15	11		7		0	0	18		20:15	1		0		0	0	1	
8:30	6		5		0	0	11		20:30	2		2		0	0	4	
8:45	7	39	3	24	0	0	10	63	20:45	4	13	1	4	0	0	5	17
9:00	3		6		0	0	9		21:00	1		2		0	0	3	
9:15	8		4		0	0	12		21:15	2		0		0	0	2	
9:30	3		4		0	0	7		21:30	1		5		0	0	6	
9:45	6	20	4	18	0	0	10	38	21:45	3	7	1	8	0	0	4	15
10:00	3		6		0	0	9		22:00	2		0		0	0	2	
10:15	5		3		0	0	8		22:15	0		2		0	0	2	
10:30	6		6		0	0	12		22:30	3		1		0	0	4	
10:45	7	21	2	17	0	0	9	38	22:45	2	7	1	4	0	0	3	11
11:00	11		7		0	0	18		23:00	0		0		0	0		
11:15	7		2		0	0	9		23:15	1		0		0	0	1	
11:30	5		0		0	0	5		23:30	0		0		0	0		
11:45	4	27	3	12	0	0	7	39	23:45	0	1	0		0	0		1
TOTALS		240		210				450	TOTALS		360		250				610
SPLIT %		53.3%		46.7%				42.5%	SPLIT %		59.0%		41.0%				57.5%

DAILY TOTALS	NB	SB	EB	WB	Total
	600	460	0	0	1,060

AM Peak Hour	7:30	7:15			7:15	PM Peak Hour	15:00	14:30			14:30
AM Pk Volume	118	113			225	PM Pk Volume	105	84			184
Pk Hr Factor	0.484	0.642			0.551	Pk Hr Factor	0.486	0.677			0.541
7 - 9 Volume	144	131	0	0	275	4 - 6 Volume	98	56	0	0	154
7 - 9 Peak Hour	7:30	7:15			7:15	4 - 6 Peak Hour	16:00	16:00			16:00
7 - 9 Pk Volume	118	113	0	0	225	4 - 6 Pk Volume	63	41	0	0	104
Pk Hr Factor	0.484	0.642	0.000	0.000	0.551	Pk Hr Factor	0.750	0.569	0.000	0.000	0.667

Prepared by NDS/ATD

Project #: CA22_020022_026 **City:** Burbank

Location: S Mariposa St Bet. W Verdugo Ave & W Oak **Date:** 1/19/2022

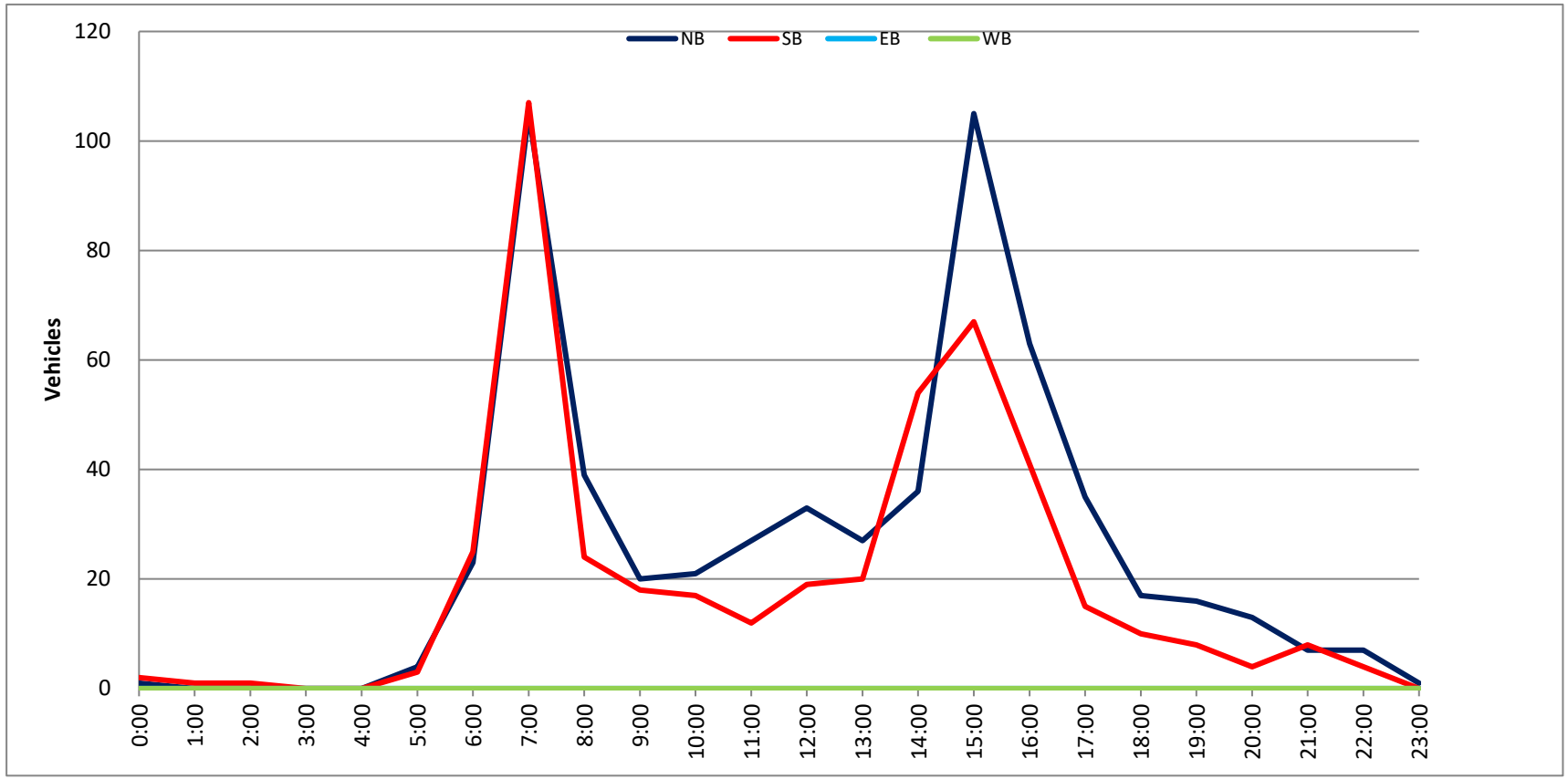

Prepared by National Data & Surveying Services

SPEED

S Mariposa St Bet. W Verdugo Ave & W Oak St

Day: Thursday
Date: 1/20/2022

City: Burbank
Project #: CA22_020022_026n

North Bound

Time	< 15	15 - 19	20 - 24	25 - 29	30 - 34	35 - 39	40 - 44	45 - 49	50 - 54	55 - 59	60 - 64	65 - 69	70 +	Total
0:00 AM	0	0	0	0	0	0	0	0	0	0	0	0	0	0
0:15	0	0	0	0	1	0	0	0	0	0	0	0	0	1
0:30	0	0	0	0	0	0	0	0	0	0	0	0	0	0
0:45	0	0	0	0	0	0	0	0	0	0	0	0	0	0
1:00	0	0	0	0	0	0	0	0	0	0	0	0	0	0
1:15	0	0	0	0	0	0	0	0	0	0	0	0	0	0
1:30	0	0	0	0	0	0	0	0	0	0	0	0	0	0
1:45	0	0	0	0	0	0	0	0	0	0	0	0	0	0
2:00	0	0	0	0	0	0	0	0	0	0	0	0	0	0
2:15	0	0	0	0	0	0	0	0	0	0	0	0	0	0
2:30	0	0	0	0	0	1	0	0	0	0	0	0	0	1
2:45	0	0	0	0	0	0	0	0	0	0	0	0	0	0
3:00	0	0	0	0	0	0	0	0	0	0	0	0	0	0
3:15	0	0	0	0	0	0	0	0	0	0	0	0	0	0
3:30	0	0	0	0	0	0	0	0	0	0	0	0	0	0
3:45	0	0	0	0	0	0	0	0	0	0	0	0	0	0
4:00	0	0	0	0	0	0	0	0	0	0	0	0	0	0
4:15	0	0	0	0	0	0	0	0	0	0	0	0	0	0
4:30	0	0	0	1	0	0	0	0	0	0	0	0	0	1
4:45	0	0	0	0	0	0	0	0	0	0	0	0	0	0
5:00	0	0	0	0	0	0	0	0	0	0	0	0	0	0
5:15	0	0	0	0	1	0	0	0	0	0	0	0	0	1
5:30	0	0	0	0	0	0	0	0	0	0	0	0	0	0
5:45	0	0	0	0	1	0	0	0	0	0	0	0	0	1
6:00	0	0	1	1	4	0	0	0	0	0	0	0	0	6
6:15	0	0	3	0	0	0	0	0	0	0	0	0	0	3
6:30	0	0	0	1	0	0	0	0	0	0	0	0	0	1
6:45	0	0	0	10	3	0	0	0	0	0	0	0	0	13
7:00	1	0	4	2	0	0	0	0	0	0	0	0	0	7
7:15	1	1	3	3	2	0	0	0	0	0	0	0	0	10
7:30	4	4	5	12	2	0	0	0	0	0	0	0	0	27
7:45	0	6	21	28	12	0	1	0	0	0	0	0	0	68
8:00	1	1	3	9	3	2	0	0	0	0	0	0	0	19
8:15	0	1	0	3	1	0	0	0	0	0	0	0	0	5
8:30	1	0	0	2	2	0	0	0	0	0	0	0	0	5
8:45	1	0	2	2	1	0	0	0	0	0	0	0	0	6
9:00	0	0	0	1	1	0	1	0	0	0	0	0	0	3
9:15	0	1	0	2	0	0	0	0	0	0	0	0	0	3
9:30	0	0	3	2	0	0	0	0	0	0	0	0	0	5
9:45	0	0	3	0	0	0	0	0	0	0	0	0	0	3
10:00	0	1	2	3	5	1	0	0	0	0	0	0	0	12
10:15	0	0	2	2	2	0	0	0	0	0	0	0	0	6
10:30	0	1	0	2	0	0	0	0	0	0	0	0	0	3
10:45	0	1	0	3	0	0	0	0	0	0	0	0	0	4
11:00	0	0	1	4	4	0	0	0	0	0	0	0	0	9
11:15	0	2	0	2	2	1	1	0	0	0	0	0	0	8
11:30	0	2	2	2	3	0	1	0	0	0	0	0	0	10
11:45	0	0	0	7	0	0	0	0	0	0	0	0	0	7
12:00 PM	0	1	3	2	4	2	0	0	0	0	0	0	0	12
12:15	0	0	1	8	4	0	0	0	0	0	0	0	0	13
12:30	1	1	2	3	6	0	0	0	0	0	0	0	0	13
12:45	0	0	0	1	0	0	0	0	0	0	0	0	0	1
13:00	1	1	0	2	4	0	1	0	0	0	0	0	0	9
13:15	0	0	2	3	0	0	0	0	0	0	0	0	0	5
13:30	1	0	4	2	3	1	0	0	0	0	0	0	0	11
13:45	0	0	1	6	1	2	0	0	0	0	0	0	0	10
14:00	0	1	2	6	0	2	0	0	0	0	0	0	0	11
14:15	0	0	2	4	1	0	0	0	0	0	0	0	0	7
14:30	1	1	2	5	2	1	0	0	0	0	0	0	0	12
14:45	1	1	6	3	0	1	0	0	0	0	0	0	0	12
15:00	8	19	13	6	3	0	0	0	0	0	0	0	0	49
15:15	1	1	9	8	5	0	2	0	0	0	0	0	0	26
15:30	1	0	5	1	5	1	0	0	0	0	0	0	0	13
15:45	0	0	0	5	0	0	0	0	0	0	0	0	0	5
16:00	0	1	6	5	3	1	0	0	0	0	0	0	0	16
16:15	0	0	2	6	4	0	0	0	0	0	0	0	0	12
16:30	1	0	1	6	5	0	2	0	0	0	0	0	0	15
16:45	0	0	3	3	1	0	0	0	0	0	0	0	0	7
17:00	2	0	6	3	1	0	0	0	0	0	0	0	0	12
17:15	1	2	2	7	2	2	0	0	0	0	0	0	0	16
17:30	0	0	0	4	2	0	0	0	0	0	0	0	0	6
17:45	0	0	5	3	2	0	0	0	0	0	0	0	0	10
18:00	0	0	0	2	0	1	0	0	0	0	0	0	0	3
18:15	1	2	2	3	4	1	0	0	0	0	0	0	0	13
18:30	0	0	1	6	0	0	0	0	0	0	0	0	0	7
18:45	1	0	0	4	4	0	0	0	0	0	0	0	0	9
19:00	0	0	1	2	0	0	0	0	0	0	0	0	0	3
19:15	1	1	0	1	1	1	0	0	0	0	0	0	0	5
19:30	0	0	1	1	1	0	0	0	0	0	0	0	0	3
19:45	0	0	1	0	0	0	0	0	0	0	0	0	0	1
20:00	0	1	0	0	0	0	0	0	0	0	0	0	0	1
20:15	0	0	0	0	1	0	0	0	0	0	0	0	0	1
20:30	0	0	0	1	1	1	0	0	0	0	0	0	0	3
20:45	0	0	1	0	0	0	0	0	0	0	0	0	0	1
21:00	0	0	3	0	0	0	0	0	0	0	0	0	0	3
21:15	0	0	0	0	0	0	0	0	0	0	0	0	0	0
21:30	0	0	0	1	0	0	0	0	0	0	0	0	0	1
21:45	0	0	0	0	0	0	0	0	0	0	0	0	0	0
22:00	0	0	1	0	0	0	0	0	0	0	0	0	0	1
22:15	0	0	0	1	0	1	0	0	0	0	0	0	0	2
22:30	0	0	1	0	0	0	0	0	0	0	0	0	0	1
22:45	0	0	0	2	2	0	0	0	0	0	0	0	0	4
23:00	1	0	0	0	0	0	0	0	0	0	0	0	0	1
23:15	0	0	0	0	0	0	0	0	0	0	0	0	0	0
23:30	0	0	0	1	0	0	0	0	0	0	0	0	0	1
23:45	0	0	0	0	0	1	0	0	0	0	0	0	0	1
Totals	32	54	144	231	122	24	9							616
% of Totals	5%	9%	23%	38%	20%	4%	1%							100%

AM Volumes	9	21	55	104	50	5	4	0	0	0	0	0	0	248
% AM	1%	3%	9%	17%	8%	1%	1%							40%
AM Peak Hour	6:45	7:15	7:00	7:15	7:15	11:15	10:45							7:15
Volume	6	12	33	52	19	3	2							124
PM Volumes	23	33	89	127	72	19	5	0	0	0	0	0	0	368
% PM	4%	5%	14%	21%	12%	3%	1%							60%
PM Peak Hour	14:30	14:30	14:45	14:30	12:00	13:15	14:30							14:45
Volume	11	22	33	22	14	5	2							100

Directional Peak Periods	AM 7-9			NOON 12-2			PM 4-6			Off Peak Volumes		
All Classes	Volume	↔	%	Volume	↔	%	Volume	↔	%	Volume	↔	%
	147		24%	74		12%	94		15%	301		49%

Street Name	Direction	Percentiles					
		15th	50th	Average	85th	95th	ADT
S Mariposa St	North Bound	20	27	26	33	35	616
S Mariposa St	South Bound	18	25	25	32	36	491

Prepared by National Data & Surveying Services

SPEED

S Mariposa St Bet. W Verdugo Ave & W Oak St

Day: Thursday
Date: 1/20/2022

City: Burbank
Project #: CA22_020022_026s

South Bound

Time	< 15	15 - 19	20 - 24	25 - 29	30 - 34	35 - 39	40 - 44	45 - 49	50 - 54	55 - 59	60 - 64	65 - 69	70 +	Total
0:00 AM	0	0	0	0	0	0	0	0	0	0	0	0	0	0
0:15	0	0	0	0	0	0	0	0	0	0	0	0	0	0
0:30	0	0	0	0	0	0	0	0	0	0	0	0	0	0
0:45	0	0	0	0	0	0	0	0	0	0	0	0	0	0
1:00	0	0	0	0	0	0	0	0	0	0	0	0	0	0
1:15	0	0	0	0	0	0	0	0	0	0	0	0	0	0
1:30	0	0	0	0	0	0	0	0	0	0	0	0	0	0
1:45	0	0	0	0	0	0	0	0	0	0	0	0	0	0
2:00	0	0	0	0	0	0	0	0	0	0	0	0	0	0
2:15	0	0	0	1	0	0	0	0	0	0	0	0	0	1
2:30	0	0	0	0	0	0	0	0	0	0	0	0	0	0
2:45	0	0	0	0	0	0	0	0	0	0	0	0	0	0
3:00	0	0	0	0	0	0	0	0	0	0	0	0	0	0
3:15	0	0	0	0	0	0	0	0	0	0	0	0	0	0
3:30	0	0	0	0	0	0	0	0	0	0	0	0	0	0
3:45	0	0	0	0	0	0	0	0	0	0	0	0	0	0
4:00	0	0	0	0	0	0	0	0	0	0	0	0	0	0
4:15	0	0	0	0	0	0	0	0	0	0	0	0	0	0
4:30	0	0	0	0	0	0	0	0	0	0	0	0	0	0
4:45	0	0	0	0	0	0	0	0	0	0	0	0	0	0
5:00	0	0	0	1	0	0	0	0	0	0	0	0	0	1
5:15	0	0	0	0	0	0	0	0	0	0	0	0	0	0
5:30	0	0	0	0	0	0	0	0	0	0	0	0	0	0
5:45	0	1	0	0	1	0	0	0	0	0	0	0	0	2
6:00	0	0	0	0	0	0	0	0	0	0	0	0	0	0
6:15	0	0	2	1	0	0	0	0	0	0	0	0	0	3
6:30	0	2	2	0	0	0	0	0	0	0	0	0	0	4
6:45	1	0	4	6	1	1	0	0	0	0	0	0	0	13
7:00	2	1	0	3	1	0	1	0	0	0	0	0	0	8
7:15	1	1	4	4	2	0	0	0	0	0	0	0	0	12
7:30	2	1	24	9	2	1	0	0	0	0	0	0	0	39
7:45	2	5	12	22	6	1	0	0	0	0	0	0	0	48
8:00	1	2	2	4	1	1	1	0	0	0	0	0	0	12
8:15	0	0	0	2	1	1	0	0	0	0	0	0	0	4
8:30	0	0	2	1	0	0	0	0	0	0	0	0	0	3
8:45	0	1	0	0	1	1	0	0	0	0	0	0	0	3
9:00	0	1	0	1	0	1	0	0	0	0	0	0	0	3
9:15	0	0	0	2	0	0	0	0	0	0	0	0	0	2
9:30	2	1	0	2	0	0	0	0	0	0	0	0	0	5
9:45	0	0	2	1	0	1	0	0	0	0	0	0	0	4
10:00	0	0	2	2	1	0	0	0	0	0	0	0	0	5
10:15	0	1	3	1	0	0	0	0	0	0	0	0	0	5
10:30	0	1	2	1	0	0	0	0	0	0	0	0	0	4
10:45	0	2	2	1	0	0	0	0	0	0	0	0	0	5
11:00	1	0	0	0	2	1	0	0	0	0	0	0	0	4
11:15	0	0	0	2	4	0	0	0	0	0	0	0	0	6
11:30	1	0	5	0	1	0	0	0	0	0	0	0	0	7
11:45	0	1	0	3	1	0	0	0	0	0	0	0	0	5
12:00 PM	0	1	4	2	1	1	0	0	0	0	0	0	0	9
12:15	0	0	1	3	2	1	0	0	0	0	0	0	0	7
12:30	1	0	1	2	0	0	0	0	0	0	0	0	0	4
12:45	0	0	1	1	4	1	0	0	0	0	0	0	0	7
13:00	1	0	0	2	2	0	0	0	0	0	0	0	0	5
13:15	0	0	0	1	2	1	0	0	0	0	0	0	0	4
13:30	0	1	2	2	0	0	0	0	0	0	0	0	0	5
13:45	0	1	1	4	1	1	0	0	0	0	0	0	0	8
14:00	0	0	0	4	0	0	0	0	0	0	0	0	0	4
14:15	1	0	4	4	1	1	0	0	0	0	0	0	0	11
14:30	1	2	11	10	4	2	0	0	0	0	0	0	0	30
14:45	2	3	5	10	1	1	0	0	0	0	0	0	0	22
15:00	5	7	7	3	2	2	0	0	0	0	0	0	0	26
15:15	3	1	3	8	0	2	0	0	0	0	0	0	0	17
15:30	1	2	2	1	2	0	0	0	0	0	0	0	0	8
15:45	0	2	2	1	1	0	1	0	0	0	0	0	0	7
16:00	0	1	4	3	2	0	0	0	0	0	0	0	0	10
16:15	0	0	3	5	2	0	0	0	0	0	0	0	0	10
16:30	0	0	2	1	1	0	0	0	0	0	0	0	0	4
16:45	0	1	1	4	1	0	1	0	0	0	0	0	0	8
17:00	0	0	1	3	3	1	1	0	0	0	0	0	0	9
17:15	1	3	1	0	0	0	0	0	0	0	0	0	0	5
17:30	0	0	0	1	0	1	0	0	0	0	0	0	0	2
17:45	0	0	1	2	2	0	0	0	0	0	0	0	0	5
18:00	1	1	4	5	1	0	0	0	0	0	0	0	0	12
18:15	1	2	0	1	2	0	0	0	0	0	0	0	0	6
18:30	2	1	2	1	0	0	0	0	0	0	0	0	0	6
18:45	0	0	0	1	0	0	0	0	0	0	0	0	0	1
19:00	1	0	3	3	0	0	0	0	0	0	0	0	0	7
19:15	1	0	0	0	0	0	0	0	0	0	0	0	0	1
19:30	0	0	1	2	0	1	0	0	0	0	0	0	0	4
19:45	0	0	2	2	0	0	0	0	0	0	0	0	0	4
20:00	0	0	0	1	0	0	0	0	0	0	0	0	0	1
20:15	0	0	0	1	0	0	0	0	0	0	0	0	0	1
20:30	1	1	0	0	0	0	0	0	0	0	0	0	0	2
20:45	0	0	0	1	0	0	0	0	0	0	0	0	0	1
21:00	1	0	1	0	0	0	0	0	0	0	0	0	0	2
21:15	0	0	0	1	0	0	0	0	0	0	0	0	0	1
21:30	0	1	0	0	0	0	0	0	0	0	0	0	0	1
21:45	0	0	0	0	0	0	1	0	0	0	0	0	0	1
22:00	1	0	0	0	0	0	0	0	0	0	0	0	0	1
22:15	0	1	0	0	0	0	0	0	0	0	0	0	0	1
22:30	0	0	0	1	0	0	0	0	0	0	0	0	0	1
22:45	0	0	0	0	0	0	0	0	0	0	0	0	0	0
23:00	0	0	0	0	0	0	0	0	0	0	0	0	0	0
23:15	0	0	0	0	1	0	0	0	0	0	0	0	0	1
23:30	0	0	1	0	0	0	0	0	0	0	0	0	0	1
23:45	0	0	0	0	0	0	0	0	0	0	0	0	0	0
Totals	**38**	**53**	**139**	**167**	**63**	**25**	**6**							**491**
% of Totals	8%	11%	28%	34%	13%	5%	1%							100%

AM Volumes	13	21	68	70	25	8	2	0	0	0	0	0	0	208
% AM	3%	4%	14%	14%	5%	2%	0%							42%
AM Peak Hour	7:00	7:15	7:15	7:15	7:00	7:30	6:15							7:15
Volume	7	9	42	39	11	4	1							111
PM Volumes	25	32	71	97	38	16	4	0	0	0	0	0	0	283
% PM	5%	7%	14%	20%	8%	3%	1%							58%
PM Peak Hour	14:30	14:30	14:15	14:30	12:15	14:30	16:15							14:30
Volume	11	13	27	31	8	7	2							95

Directional Peak Periods	AM 7-9			NOON 12-2			PM 4-6			Off Peak Volumes		
All Classes	Volume	⟷	%	Volume	⟷	%	Volume	⟷	%	Volume	⟷	%
	129		26%	49		10%	53		11%	260		53%

Street Name	Direction	Percentiles					
		15th	50th	Average	85th	95th	ADT
S Mariposa St	North Bound	20	27	26	33	35	616
S Mariposa St	South Bound	18	25	25	32	36	491

Prepared by National Data & Surveying Services

SPEED

S Mariposa St Bet. W Verdugo Ave & W Oak St

Day: Thursday
Date: 1/20/2022

City: Burbank
Project #: CA22_020022_026

Summary

Time	< 15	15 - 19	20 - 24	25 - 29	30 - 34	35 - 39	40 - 44	45 - 49	50 - 54	55 - 59	60 - 64	65 - 69	70 +	Total
0:00 AM	0	0	0	0	0	0	0	0	0	0	0	0	0	0
0:15	0	0	0	0	1	0	0	0	0	0	0	0	0	1
0:30	0	0	0	0	0	0	0	0	0	0	0	0	0	0
0:45	0	0	0	0	0	0	0	0	0	0	0	0	0	0
1:00	0	0	0	0	0	0	0	0	0	0	0	0	0	0
1:15	0	0	0	0	0	0	0	0	0	0	0	0	0	0
1:30	0	0	0	0	0	0	0	0	0	0	0	0	0	0
1:45	0	0	0	0	0	0	0	0	0	0	0	0	0	0
2:00	0	0	0	0	0	0	0	0	0	0	0	0	0	0
2:15	0	0	0	1	0	0	0	0	0	0	0	0	0	1
2:30	0	0	0	0	0	1	0	0	0	0	0	0	0	1
2:45	0	0	0	0	0	0	0	0	0	0	0	0	0	0
3:00	0	0	0	0	0	0	0	0	0	0	0	0	0	0
3:15	0	0	0	0	0	0	0	0	0	0	0	0	0	0
3:30	0	0	0	0	0	0	0	0	0	0	0	0	0	0
3:45	0	0	0	0	0	0	0	0	0	0	0	0	0	0
4:00	0	0	0	0	0	0	0	0	0	0	0	0	0	0
4:15	0	0	0	0	0	0	0	0	0	0	0	0	0	0
4:30	0	0	0	1	0	0	0	0	0	0	0	0	0	1
4:45	0	0	0	0	0	0	0	0	0	0	0	0	0	0
5:00	0	0	0	1	0	0	0	0	0	0	0	0	0	1
5:15	0	0	0	0	1	0	0	0	0	0	0	0	0	1
5:30	0	0	0	0	0	0	0	0	0	0	0	0	0	0
5:45	0	1	0	0	2	0	0	0	0	0	0	0	0	3
6:00	0	0	1	1	4	0	0	0	0	0	0	0	0	6
6:15	0	0	5	1	0	0	0	0	0	0	0	0	0	6
6:30	0	2	2	1	0	0	0	0	0	0	0	0	0	5
6:45	1	0	4	16	4	1	0	0	0	0	0	0	0	26
7:00	3	1	4	5	1	0	1	0	0	0	0	0	0	15
7:15	2	2	7	7	4	0	0	0	0	0	0	0	0	22
7:30	6	5	29	21	4	1	0	0	0	0	0	0	0	66
7:45	2	11	33	50	18	1	1	0	0	0	0	0	0	116
8:00	2	3	5	13	4	3	1	0	0	0	0	0	0	31
8:15	0	1	0	5	2	1	0	0	0	0	0	0	0	9
8:30	1	0	2	3	2	0	0	0	0	0	0	0	0	8
8:45	1	1	2	2	2	1	0	0	0	0	0	0	0	9
9:00	0	1	0	2	1	1	1	0	0	0	0	0	0	6
9:15	0	1	0	4	0	0	0	0	0	0	0	0	0	5
9:30	2	1	3	4	0	0	0	0	0	0	0	0	0	10
9:45	0	0	5	1	0	1	0	0	0	0	0	0	0	7
10:00	0	1	4	5	6	1	0	0	0	0	0	0	0	17
10:15	0	1	5	3	2	0	0	0	0	0	0	0	0	11
10:30	0	2	2	3	0	0	0	0	0	0	0	0	0	7
10:45	0	3	2	4	0	0	0	0	0	0	0	0	0	9
11:00	1	0	1	4	6	1	0	0	0	0	0	0	0	13
11:15	0	2	0	4	6	1	1	0	0	0	0	0	0	14
11:30	1	2	7	2	4	0	1	0	0	0	0	0	0	17
11:45	0	1	0	10	1	0	0	0	0	0	0	0	0	12
12:00 PM	0	2	7	4	5	3	0	0	0	0	0	0	0	21
12:15	0	0	2	11	6	1	0	0	0	0	0	0	0	20
12:30	2	1	3	5	6	0	0	0	0	0	0	0	0	17
12:45	0	0	1	2	4	1	0	0	0	0	0	0	0	8
13:00	2	1	0	4	6	0	1	0	0	0	0	0	0	14
13:15	0	0	2	4	2	1	0	0	0	0	0	0	0	9
13:30	1	1	6	4	3	1	0	0	0	0	0	0	0	16
13:45	0	1	2	10	2	3	0	0	0	0	0	0	0	18
14:00	0	1	2	10	0	2	0	0	0	0	0	0	0	15
14:15	1	0	6	8	2	1	0	0	0	0	0	0	0	18
14:30	2	3	13	15	6	3	0	0	0	0	0	0	0	42
14:45	3	4	11	13	1	2	0	0	0	0	0	0	0	34
15:00	13	26	20	9	5	2	0	0	0	0	0	0	0	75
15:15	4	2	12	16	5	2	2	0	0	0	0	0	0	43
15:30	2	2	7	2	7	1	0	0	0	0	0	0	0	21
15:45	0	2	2	6	1	0	1	0	0	0	0	0	0	12
16:00	0	2	10	8	5	1	0	0	0	0	0	0	0	26
16:15	0	0	5	11	6	0	0	0	0	0	0	0	0	22
16:30	1	0	3	7	6	0	2	0	0	0	0	0	0	19
16:45	0	1	4	7	2	0	1	0	0	0	0	0	0	15
17:00	2	0	7	6	4	1	1	0	0	0	0	0	0	21
17:15	2	5	3	7	2	2	0	0	0	0	0	0	0	21
17:30	0	0	0	5	2	1	0	0	0	0	0	0	0	8
17:45	0	0	6	5	4	0	0	0	0	0	0	0	0	15
18:00	1	1	4	7	1	1	0	0	0	0	0	0	0	15
18:15	2	4	2	4	6	1	0	0	0	0	0	0	0	19
18:30	2	1	3	7	0	0	0	0	0	0	0	0	0	13
18:45	1	0	0	5	4	0	0	0	0	0	0	0	0	10
19:00	1	0	4	5	0	0	0	0	0	0	0	0	0	10
19:15	2	1	0	1	1	1	0	0	0	0	0	0	0	6
19:30	0	0	2	3	1	1	0	0	0	0	0	0	0	7
19:45	0	0	3	2	0	0	0	0	0	0	0	0	0	5
20:00	0	1	0	1	0	0	0	0	0	0	0	0	0	2
20:15	0	0	0	1	1	0	0	0	0	0	0	0	0	2
20:30	1	1	0	1	1	1	0	0	0	0	0	0	0	5
20:45	0	0	1	1	0	0	0	0	0	0	0	0	0	2
21:00	1	0	4	0	0	0	0	0	0	0	0	0	0	5
21:15	0	0	0	1	0	0	0	0	0	0	0	0	0	1
21:30	0	1	0	1	0	0	0	0	0	0	0	0	0	2
21:45	0	0	0	0	0	0	1	0	0	0	0	0	0	1
22:00	1	0	1	0	0	0	0	0	0	0	0	0	0	2
22:15	0	1	0	1	0	1	0	0	0	0	0	0	0	3
22:30	0	0	1	1	0	0	0	0	0	0	0	0	0	2
22:45	0	0	0	2	2	0	0	0	0	0	0	0	0	4
23:00	1	0	0	0	0	0	0	0	0	0	0	0	0	1
23:15	0	0	0	0	1	0	0	0	0	0	0	0	0	1
23:30	0	0	1	1	0	0	0	0	0	0	0	0	0	2
23:45	0	0	0	0	0	1	0	0	0	0	0	0	0	1
Totals	70	107	283	398	185	49	15							1107
% of Totals	6%	10%	26%	36%	17%	4%	1%							100%

AM Volumes	22	42	123	174	75	14	6	0	0	0	0	0	0	456
% AM	2%	4%	11%	16%	7%	1%	1%							41%
AM Peak Hour	7:00	7:15	7:15	7:15	7:15	7:30	7:00							7:15
Volume	13	21	74	91	30	6	2							235
PM Volumes	48	65	160	224	110	35	9	0	0	0	0	0	0	651
% PM	4%	6%	14%	20%	10%	3%	1%							59%
PM Peak Hour	14:30	14:30	14:30	14:30	12:15	13:45	16:15							14:30
Volume	22	35	56	53	22	9	4							194

Directional Peak Periods	AM 7-9			NOON 12-2			PM 4-6			Off Peak Volumes		
All Classes	Volume	⟷	%	Volume	⟷	%	Volume	⟷	%	Volume	⟷	%
	276		25%	123		11%	147		13%	561		51%

Street Name	Direction	Percentiles					
		15th	50th	Average	85th	95th	ADT
S Mariposa St	Summary	19	26	26	32	36	1107

Prepared by National Data & Surveying Services

SPEED

S Mariposa St Bet. W Verdugo Ave & W Oak St

Day: Thursday
Date: 1/20/2022

City: Burbank
Project #: CA22_020022_026n

North Bound

Time	< 15	15 - 19	20 - 24	25 - 29	30 - 34	35 - 39	40 - 44	45 - 49	50 - 54	55 - 59	60 - 64	65 - 69	70 +	Total
0:00 AM	0	0	0	0	1	0	0	0	0	0	0	0	0	1
1:00	0	0	0	0	0	0	0	0	0	0	0	0	0	0
2:00	0	0	0	0	0	1	0	0	0	0	0	0	0	1
3:00	0	0	0	0	0	0	0	0	0	0	0	0	0	0
4:00	0	0	0	1	0	0	0	0	0	0	0	0	0	1
5:00	0	0	0	0	2	0	0	0	0	0	0	0	0	2
6:00	0	0	4	12	7	0	0	0	0	0	0	0	0	23
7:00	6	11	33	45	16	0	1	0	0	0	0	0	0	112
8:00	3	2	5	16	7	2	0	0	0	0	0	0	0	35
9:00	0	1	6	5	1	0	1	0	0	0	0	0	0	14
10:00	0	3	4	10	7	1	0	0	0	0	0	0	0	25
11:00	0	4	3	15	9	1	2	0	0	0	0	0	0	34
12:00 PM	1	2	6	14	14	2	0	0	0	0	0	0	0	39
13:00	2	1	7	13	8	3	1	0	0	0	0	0	0	35
14:00	2	3	12	18	3	4	0	0	0	0	0	0	0	42
15:00	10	20	27	20	13	1	2	0	0	0	0	0	0	93
16:00	1	1	12	20	13	1	2	0	0	0	0	0	0	50
17:00	3	2	13	17	7	2	0	0	0	0	0	0	0	44
18:00	2	2	3	15	8	2	0	0	0	0	0	0	0	32
19:00	1	1	3	4	2	1	0	0	0	0	0	0	0	12
20:00	0	1	1	1	2	1	0	0	0	0	0	0	0	6
21:00	0	0	3	1	0	0	0	0	0	0	0	0	0	4
22:00	0	0	2	3	2	1	0	0	0	0	0	0	0	8
23:00	1	0	0	1	0	1	0	0	0	0	0	0	0	3
Totals	32	54	144	231	122	24	9							616
% of Totals	5%	9%	23%	38%	20%	4%	1%							100%

AM Volumes	9	21	55	104	50	5	4	0	0	0	0	0	0	248
% AM	1%	3%	9%	17%	8%	1%	1%							40%
AM Peak Hour	7:00	7:00	7:00	7:00	7:00	8:00	11:00							7:00
Volume	6	11	33	45	16	2	2							112
PM Volumes	23	33	89	127	72	19	5	0	0	0	0	0	0	368
% PM	4%	5%	14%	21%	12%	3%	1%							60%
PM Peak Hour	15:00	15:00	15:00	15:00	12:00	14:00	15:00							15:00
Volume	10	20	27	20	14	4	2							93

Directional Peak Periods	AM 7-9			NOON 12-2			PM 4-6			Off Peak Volumes		
All Speeds	Volume		%	Volume		%	Volume		%	Volume		%
	147	↔	24%	74	↔	12%	94	↔	15%	301	↔	49%

Street Name	Direction	Percentiles					
		15th	50th	Average	85th	95th	ADT
S Mariposa St	North Bound	20	27	26	33	35	616
S Mariposa St	South Bound	18	25	25	32	36	491

Prepared by National Data & Surveying Services

SPEED

S Mariposa St Bet. W Verdugo Ave & W Oak St

Day: Thursday
Date: 1/20/2022

City: Burbank
Project #: CA22_020022_026s

South Bound

Time	< 15	15 - 19	20 - 24	25 - 29	30 - 34	35 - 39	40 - 44	45 - 49	50 - 54	55 - 59	60 - 64	65 - 69	70 +	Total
0:00 AM	0	0	0	0	0	0	0	0	0	0	0	0	0	0
1:00	0	0	0	0	0	0	0	0	0	0	0	0	0	0
2:00	0	0	0	1	0	0	0	0	0	0	0	0	0	1
3:00	0	0	0	0	0	0	0	0	0	0	0	0	0	0
4:00	0	0	0	0	0	0	0	0	0	0	0	0	0	0
5:00	0	1	0	1	1	0	0	0	0	0	0	0	0	3
6:00	1	2	8	7	1	1	0	0	0	0	0	0	0	20
7:00	7	8	40	38	11	2	1	0	0	0	0	0	0	107
8:00	1	3	4	7	3	3	1	0	0	0	0	0	0	22
9:00	2	2	2	6	0	2	0	0	0	0	0	0	0	14
10:00	0	4	9	5	1	0	0	0	0	0	0	0	0	19
11:00	2	1	5	5	8	1	0	0	0	0	0	0	0	22
12:00 PM	1	1	7	8	7	3	0	0	0	0	0	0	0	27
13:00	1	2	3	9	5	2	0	0	0	0	0	0	0	22
14:00	4	5	20	28	6	4	0	0	0	0	0	0	0	67
15:00	9	12	14	13	5	4	1	0	0	0	0	0	0	58
16:00	0	2	10	13	6	0	1	0	0	0	0	0	0	32
17:00	1	3	3	6	5	2	1	0	0	0	0	0	0	21
18:00	4	4	6	8	3	0	0	0	0	0	0	0	0	25
19:00	2	0	6	7	0	1	0	0	0	0	0	0	0	16
20:00	1	1	0	3	0	0	0	0	0	0	0	0	0	5
21:00	1	1	1	1	0	0	1	0	0	0	0	0	0	5
22:00	1	1	0	1	0	0	0	0	0	0	0	0	0	3
23:00	0	0	1	0	1	0	0	0	0	0	0	0	0	2
Totals	38	53	139	167	63	25	6							491
% of Totals	8%	11%	28%	34%	13%	5%	1%							100%

AM Volumes	13	21	68	70	25	9	2	0	0	0	0	0	0	208
% AM	3%	4%	14%	14%	5%	2%	0%							42%
AM Peak Hour	7:00	7:00	7:00	7:00	7:00	8:00	7:00							7:00
Volume	7	8	40	38	11	3	1							107
PM Volumes	25	32	71	97	38	16	4	0	0	0	0	0	0	283
% PM	5%	7%	14%	20%	8%	3%	1%							58%
PM Peak Hour	15:00	15:00	14:00	14:00	12:00	14:00	15:00							14:00
Volume	9	12	20	28	7	4	1							67

Directional Peak Periods	AM 7-9			NOON 12-2			PM 4-6			Off Peak Volumes		
All Speeds	Volume		%	Volume		%	Volume		%	Volume		%
	129	↔	26%	49	↔	10%	53	↔	11%	260	↔	53%

Street Name	Direction	Percentiles					
		15th	50th	Average	85th	95th	ADT
S Mariposa St	North Bound	20	27	26	33	35	616
S Mariposa St	South Bound	18	25	25	32	36	491

Prepared by National Data & Surveying Services

SPEED

S Mariposa St Bet. W Verdugo Ave & W Oak St

Day: Thursday
Date: 1/20/2022

City: Burbank
Project #: CA22_020022_026

Summary

Time	< 15	15 - 19	20 - 24	25 - 29	30 - 34	35 - 39	40 - 44	45 - 49	50 - 54	55 - 59	60 - 64	65 - 69	70 +	Total
0:00 AM	0	0	0	0	1	0	0	0	0	0	0	0	0	1
1:00	0	0	0	0	0	0	0	0	0	0	0	0	0	0
2:00	0	0	0	1	0	1	0	0	0	0	0	0	0	2
3:00	0	0	0	0	0	0	0	0	0	0	0	0	0	0
4:00	0	0	0	1	0	0	0	0	0	0	0	0	0	1
5:00	0	1	0	1	3	0	0	0	0	0	0	0	0	5
6:00	1	2	12	19	8	1	0	0	0	0	0	0	0	43
7:00	13	19	73	83	27	2	2	0	0	0	0	0	0	219
8:00	4	5	9	23	10	5	1	0	0	0	0	0	0	57
9:00	2	3	8	11	1	2	1	0	0	0	0	0	0	28
10:00	0	7	13	15	8	1	0	0	0	0	0	0	0	44
11:00	2	5	8	20	17	2	2	0	0	0	0	0	0	56
12:00 PM	2	3	13	22	21	5	0	0	0	0	0	0	0	66
13:00	3	3	10	22	13	5	1	0	0	0	0	0	0	57
14:00	6	8	32	46	9	8	0	0	0	0	0	0	0	109
15:00	19	32	41	33	18	5	3	0	0	0	0	0	0	151
16:00	1	3	22	33	19	1	3	0	0	0	0	0	0	82
17:00	4	5	16	23	12	4	1	0	0	0	0	0	0	65
18:00	6	6	9	23	11	2	0	0	0	0	0	0	0	57
19:00	3	1	9	11	2	2	0	0	0	0	0	0	0	28
20:00	1	2	1	4	2	1	0	0	0	0	0	0	0	11
21:00	1	1	4	2	0	0	1	0	0	0	0	0	0	9
22:00	1	1	2	4	2	1	0	0	0	0	0	0	0	11
23:00	1	0	1	1	1	1	0	0	0	0	0	0	0	5
Totals	70	107	283	398	185	49	15							1107
% of Totals	6%	10%	26%	36%	17%	4%	1%							100%

AM Volumes	22	42	123	174	75	14	6	0	0	0	0	0	0	456
% AM	2%	4%	11%	16%	7%	1%	1%							41%
AM Peak Hour	7:00	7:00	7:00	7:00	7:00	8:00	7:00							7:00
Volume	13	19	73	83	27	5	2							219
PM Volumes	48	65	160	224	110	35	9	0	0	0	0	0	0	651
% PM	4%	6%	14%	20%	10%	3%	1%							59%
PM Peak Hour	15:00	15:00	15:00	14:00	12:00	14:00	15:00							15:00
Volume	19	32	41	46	21	8	3							151

Directional Peak Periods	AM 7-9			NOON 12-2			PM 4-6			Off Peak Volumes		
All Speeds	Volume		%	Volume		%	Volume		%	Volume		%
	276	↔	25%	123	↔	11%	147	↔	13%	561	↔	51%

Street Name	Direction	Percentiles					
		15th	50th	Average	85th	95th	ADT
S Mariposa St	Summary	19	26	26	32	36	1107

Prepared by NDS/ATD

Prepared by National Data & Surveying Services

VOLUME

S Mariposa St Bet. W Verdugo Ave & W Oak St

Day: Thursday
Date: 1/20/2022

City: Burbank
Project #: CA22_020022_026

DAILY TOTALS	NB	SB	EB	WB	Total
	616	491	0	0	1,107

AM Period	NB		SB		EB	WB	TOTAL		PM Period	NB		SB		EB	WB	TOTAL	
0:00	0		0		0	0			12:00	12		9		0	0	21	
0:15	1		0		0	0	1		12:15	13		7		0	0	20	
0:30	0		0		0	0			12:30	13		4		0	0	17	
0:45	0	1	0		0	0		1	12:45	1	39	7	27	0	0	8	66
1:00	0		0		0	0			13:00	9		5		0	0	14	
1:15	0		0		0	0			13:15	5		4		0	0	9	
1:30	0		0		0	0			13:30	11		5		0	0	16	
1:45	0		0		0	0			13:45	10	35	8	22	0	0	18	57
2:00	0		0		0	0			14:00	11		4		0	0	15	
2:15	0		1		0	0	1		14:15	7		11		0	0	18	
2:30	1		0		0	0	1		14:30	12		30		0	0	42	
2:45	0	1	0	1	0	0		2	14:45	12	42	22	67	0	0	34	109
3:00	0		0		0	0			15:00	49		26		0	0	75	
3:15	0		0		0	0			15:15	26		17		0	0	43	
3:30	0		0		0	0			15:30	13		8		0	0	21	
3:45	0		0		0	0			15:45	5	93	7	58	0	0	12	151
4:00	0		0		0	0			16:00	16		10		0	0	26	
4:15	0		0		0	0			16:15	12		10		0	0	22	
4:30	1		0		0	0	1		16:30	15		4		0	0	19	
4:45	0	1	0		0	0		1	16:45	7	50	8	32	0	0	15	82
5:00	0		1		0	0	1		17:00	12		9		0	0	21	
5:15	1		0		0	0	1		17:15	16		5		0	0	21	
5:30	0		0		0	0			17:30	6		2		0	0	8	
5:45	1	2	2	3	0	0	3	5	17:45	10	44	5	21	0	0	15	65
6:00	6		0		0	0	6		18:00	3		12		0	0	15	
6:15	3		3		0	0	6		18:15	13		6		0	0	19	
6:30	1		4		0	0	5		18:30	7		6		0	0	13	
6:45	13	23	13	20	0	0	26	43	18:45	9	32	1	25	0	0	10	57
7:00	7		8		0	0	15		19:00	3		7		0	0	10	
7:15	10		12		0	0	22		19:15	5		1		0	0	6	
7:30	27		39		0	0	66		19:30	3		4		0	0	7	
7:45	68	112	48	107	0	0	116	219	19:45	1	12	4	16	0	0	5	28
8:00	19		12		0	0	31		20:00	1		1		0	0	2	
8:15	5		4		0	0	9		20:15	1		1		0	0	2	
8:30	5		3		0	0	8		20:30	3		2		0	0	5	
8:45	6	35	3	22	0	0	9	57	20:45	1	6	1	5	0	0	2	11
9:00	3		3		0	0	6		21:00	3		2		0	0	5	
9:15	3		2		0	0	5		21:15	0		1		0	0	1	
9:30	5		5		0	0	10		21:30	1		1		0	0	2	
9:45	3	14	4	14	0	0	7	28	21:45	0	4	1	5	0	0	1	9
10:00	12		5		0	0	17		22:00	1		1		0	0	2	
10:15	6		5		0	0	11		22:15	2		1		0	0	3	
10:30	3		4		0	0	7		22:30	1		1		0	0	2	
10:45	4	25	5	19	0	0	9	44	22:45	4	8	0	3	0	0	4	11
11:00	9		4		0	0	13		23:00	1		0		0	0	1	
11:15	8		6		0	0	14		23:15	0		1		0	0	1	
11:30	10		7		0	0	17		23:30	1		1		0	0	2	
11:45	7	34	5	22	0	0	12	56	23:45	1	3	0	2	0	0	1	5
TOTALS		248		208				**456**	**TOTALS**		368		283				**651**
SPLIT %		54.4%		45.6%				**41.2%**	**SPLIT %**		56.5%		43.5%				**58.8%**

DAILY TOTALS	NB	SB	EB	WB	Total
	616	491	0	0	1,107

AM Peak Hour	7:15	7:15			**7:15**	**PM Peak Hour**	14:45	14:30			**14:30**
AM Pk Volume	124	111			**235**	**PM Pk Volume**	100	95			**194**
Pk Hr Factor	0.456	0.578			**0.506**	**Pk Hr Factor**	0.510	0.792			**0.647**
7 - 9 Volume	147	129	0	0	**276**	**4 - 6 Volume**	94	53	0	0	**147**
7 - 9 Peak Hour	7:15	7:15			**7:15**	**4 - 6 Peak Hour**	16:00	16:00			**16:00**
7 - 9 Pk Volume	124	111	0	0	**235**	**4 - 6 Pk Volume**	50	32	0	0	**82**
Pk Hr Factor	0.456	0.578	0.000	0.000	**0.506**	**Pk Hr Factor**	0.781	0.800	0.000	0.000	**0.788**

Prepared by NDS/ATD

Project #: CA22_020022_026 **City:** Burbank

Location: S Mariposa St Bet. W Verdugo Ave & W Oak **Date:** 1/20/2022

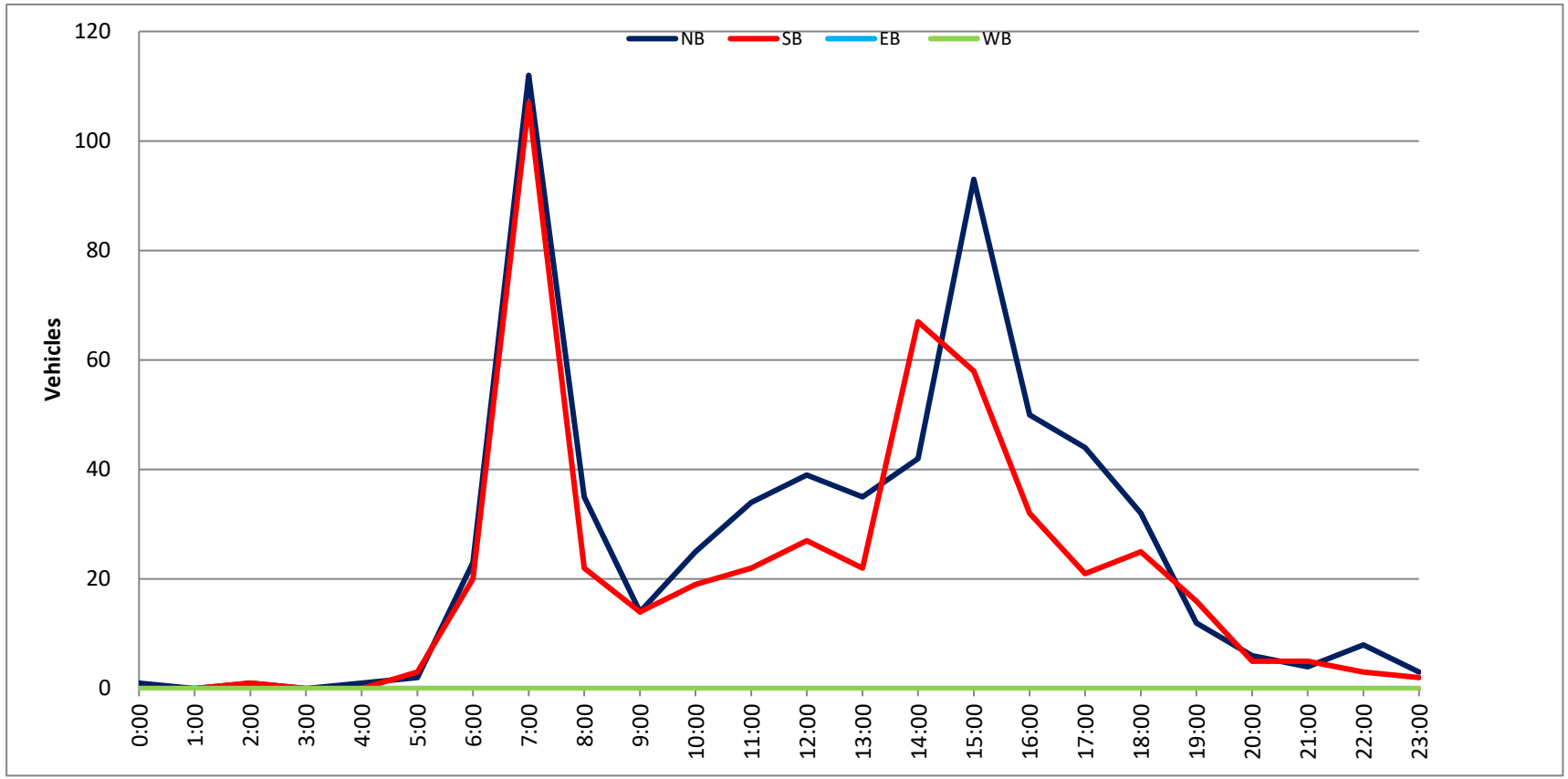

Prepared by National Data & Surveying Services

SPEED

S Virginia Ave Bet. W Verdugo Ave & W Oak St

Day: Tuesday
Date: 1/18/2022

City: Burbank
Project #: CA22_020022_029n

North Bound

Time	< 15	15 - 19	20 - 24	25 - 29	30 - 34	35 - 39	40 - 44	45 - 49	50 - 54	55 - 59	60 - 64	65 - 69	70 +	Total
0:00 AM	0	0	0	0	0	0	0	0	0	0	0	0	0	0
0:15	0	0	0	0	0	0	0	0	0	0	0	0	0	0
0:30	0	0	0	0	0	0	0	0	0	0	0	0	0	0
0:45	0	0	1	0	0	0	0	0	0	0	0	0	0	1
1:00	0	0	0	0	0	0	0	0	0	0	0	0	0	0
1:15	0	0	0	0	0	0	0	0	0	0	0	0	0	0
1:30	0	0	0	0	0	0	0	0	0	0	0	0	0	0
1:45	0	0	0	0	0	0	0	0	0	0	0	0	0	0
2:00	0	0	0	0	1	0	0	0	0	0	0	0	0	1
2:15	0	0	0	0	0	0	0	0	0	0	0	0	0	0
2:30	0	0	0	0	0	0	0	0	0	0	0	0	0	0
2:45	0	0	0	0	0	0	0	0	0	0	0	0	0	0
3:00	0	0	0	0	0	0	0	0	0	0	0	0	0	0
3:15	0	0	0	0	0	0	0	0	0	0	0	0	0	0
3:30	0	0	0	0	0	0	0	0	0	0	0	0	0	0
3:45	0	0	0	0	0	0	0	0	0	0	0	0	0	0
4:00	0	0	0	0	0	0	0	0	0	0	0	0	0	0
4:15	0	0	0	0	0	0	0	0	0	0	0	0	0	0
4:30	0	0	0	0	0	0	0	0	0	0	0	0	0	0
4:45	0	0	0	0	0	0	0	0	0	0	0	0	0	0
5:00	0	0	0	0	0	0	0	0	0	0	0	0	0	0
5:15	0	0	0	0	0	0	0	0	0	0	0	0	0	0
5:30	0	0	0	0	0	0	0	0	0	0	0	0	0	0
5:45	1	0	0	0	0	0	0	0	0	0	0	0	0	1
6:00	0	0	0	0	0	0	0	0	0	0	0	0	0	0
6:15	0	0	1	0	0	0	0	0	0	0	0	0	0	1
6:30	0	0	1	0	0	0	0	0	0	0	0	0	0	1
6:45	1	0	1	1	0	0	0	0	0	0	0	0	0	3
7:00	0	0	1	2	1	0	0	0	0	0	0	0	0	4
7:15	0	0	1	0	0	0	0	0	0	0	0	0	0	1
7:30	0	3	8	5	6	0	0	0	0	0	0	0	0	22
7:45	0	3	12	18	11	1	1	0	0	0	0	0	0	46
8:00	0	1	1	2	1	1	0	0	0	0	0	0	0	6
8:15	1	0	0	1	1	1	0	0	0	0	0	0	0	4
8:30	0	0	1	0	1	0	0	0	0	0	0	0	0	2
8:45	1	1	0	1	1	0	0	0	0	0	0	0	0	4
9:00	0	0	2	1	2	0	0	0	0	0	0	0	0	5
9:15	0	0	0	1	1	0	0	0	0	0	0	0	0	2
9:30	0	1	0	0	1	0	0	0	0	0	0	0	0	2
9:45	0	1	2	0	0	0	0	0	0	0	0	0	0	3
10:00	0	0	1	0	1	0	0	0	0	0	0	0	0	2
10:15	0	0	0	0	0	0	0	0	0	0	0	0	0	0
10:30	0	0	0	3	1	0	0	0	0	0	0	0	0	4
10:45	0	0	0	0	0	0	0	0	0	0	0	0	0	0
11:00	0	0	0	0	1	2	0	0	0	0	0	0	0	3
11:15	1	0	3	0	1	0	0	0	0	0	0	0	0	5
11:30	0	0	1	0	0	0	0	0	0	0	0	0	0	1
11:45	0	0	0	0	1	0	0	0	0	0	0	0	0	1
12:00 PM	0	0	1	1	0	0	0	0	0	0	0	0	0	2
12:15	0	1	0	1	0	0	0	0	0	0	0	0	0	2
12:30	0	2	0	2	1	0	0	0	0	0	0	0	0	5
12:45	1	1	0	2	2	0	0	0	0	0	0	0	0	6
13:00	1	0	2	0	1	0	0	0	0	0	0	0	0	4
13:15	0	1	2	0	0	0	0	0	0	0	0	0	0	3
13:30	0	0	1	1	1	0	0	0	0	0	0	0	0	3
13:45	0	0	0	2	1	0	0	0	0	0	0	0	0	3
14:00	0	0	2	1	2	0	0	0	0	0	0	0	0	5
14:15	0	0	1	3	4	0	0	0	0	0	0	0	0	8
14:30	1	0	3	2	1	0	0	0	0	0	0	0	0	7
14:45	1	2	2	1	2	0	0	0	0	0	0	0	0	8
15:00	4	14	19	3	3	0	0	0	0	0	0	0	0	43
15:15	1	0	4	4	0	0	0	0	0	0	0	0	0	9
15:30	0	0	0	0	1	0	0	0	0	0	0	0	0	1
15:45	0	1	0	4	1	0	0	0	0	0	0	0	0	6
16:00	0	0	0	0	0	0	0	0	0	0	0	0	0	0
16:15	0	1	0	2	0	0	0	0	0	0	0	0	0	3
16:30	0	0	1	2	1	0	0	0	0	0	0	0	0	4
16:45	0	0	0	0	0	0	0	0	0	0	0	0	0	0
17:00	0	1	0	3	0	0	0	0	0	0	0	0	0	4
17:15	0	1	0	0	0	0	0	0	0	0	0	0	0	1
17:30	0	0	1	4	0	0	0	0	0	0	0	0	0	5
17:45	0	0	2	0	1	0	0	0	0	0	0	0	0	3
18:00	0	0	0	2	2	0	0	0	0	0	0	0	0	4
18:15	0	1	1	1	0	0	0	0	0	0	0	0	0	3
18:30	0	0	1	0	0	0	0	0	0	0	0	0	0	1
18:45	0	0	3	3	0	0	0	0	0	0	0	0	0	6
19:00	1	0	1	0	1	0	0	0	0	0	0	0	0	3
19:15	0	1	0	0	0	0	0	0	0	0	0	0	0	1
19:30	0	0	1	0	2	0	0	0	0	0	0	0	0	3
19:45	0	0	0	0	1	0	0	0	0	0	0	0	0	1
20:00	0	0	0	0	0	0	0	0	0	0	0	0	0	0
20:15	0	0	0	1	0	0	0	0	0	0	0	0	0	1
20:30	1	0	0	0	0	0	0	0	0	0	0	0	0	1
20:45	1	0	0	0	0	0	0	0	0	0	0	0	0	1
21:00	0	0	0	0	2	0	0	0	0	0	0	0	0	2
21:15	0	0	0	0	0	0	0	0	0	0	0	0	0	0
21:30	0	0	0	0	0	1	0	0	0	0	0	0	0	1
21:45	0	0	0	0	0	0	0	0	0	0	0	0	0	0
22:00	0	0	0	0	0	0	0	0	0	0	0	0	0	0
22:15	0	0	0	0	0	0	0	0	0	0	0	0	0	0
22:30	0	0	0	0	0	0	0	0	0	0	0	0	0	0
22:45	0	0	0	2	0	0	0	0	0	0	0	0	0	2
23:00	0	0	0	1	0	0	0	0	0	0	0	0	0	1
23:15	0	0	0	0	0	0	0	0	0	0	0	0	0	0
23:30	0	0	0	0	0	0	0	0	0	0	0	0	0	0
23:45	0	1	0	0	0	0	0	0	0	0	0	0	0	1
Totals	17	38	85	83	62	6	1							292
% of Totals	6%	13%	29%	28%	21%	2%	0%							100%

AM Volumes	5	10	37	35	32	5	1	0	0	0	0	0	0	125
% AM	2%	3%	13%	12%	11%	2%	0%							43%
AM Peak Hour	8:00	7:15	7:00	7:30	7:30	7:30	7:00							7:30
Volume	2	7	22	26	19	3	1							78
PM Volumes	12	28	48	48	30	1	0	0	0	0	0	0	0	167
% PM	4%	10%	16%	16%	10%	0%								57%
PM Peak Hour	14:30	14:15	14:30	15:00	14:15	20:45								14:30
Volume	7	16	28	11	10	1								67

Directional Peak Periods	AM 7-9			NOON 12-2			PM 4-6			Off Peak Volumes		
All Classes	Volume	⟷	%	Volume	⟷	%	Volume	⟷	%	Volume	⟷	%
	89	⟷	30%	28	⟷	10%	20	⟷	7%	155	⟷	53%

Street Name	Direction	Percentiles					
		15th	50th	Average	85th	95th	ADT
S Virginia Ave	North Bound	19	25	25	32	34	292
S Virginia Ave	South Bound	18	25	25	33	38	294

Prepared by National Data & Surveying Services

SPEED

S Virginia Ave Bet. W Verdugo Ave & W Oak St

Day: Tuesday
Date: 1/18/2022

City: Burbank
Project #: CA22_020022_029s

South Bound

Time	< 15	15 - 19	20 - 24	25 - 29	30 - 34	35 - 39	40 - 44	45 - 49	50 - 54	55 - 59	60 - 64	65 - 69	70 +	Total
0:00 AM	0	0	0	0	0	0	0	0	0	0	0	0	0	0
0:15	0	0	0	0	0	0	0	0	0	0	0	0	0	0
0:30	0	0	0	0	0	0	0	0	0	0	0	0	0	0
0:45	0	0	0	0	0	0	0	0	0	0	0	0	0	0
1:00	0	0	0	0	0	0	0	0	0	0	0	0	0	0
1:15	0	0	0	0	0	0	0	0	0	0	0	0	0	0
1:30	0	0	0	0	0	0	0	0	0	0	0	0	0	0
1:45	0	0	0	0	0	0	0	0	0	0	0	0	0	0
2:00	0	0	0	0	0	0	0	0	0	0	0	0	0	0
2:15	0	0	0	0	0	0	0	0	0	0	0	0	0	0
2:30	0	0	0	0	0	0	0	0	0	0	0	0	0	0
2:45	0	0	0	0	0	0	0	0	0	0	0	0	0	0
3:00	0	0	0	0	1	0	0	0	0	0	0	0	0	1
3:15	0	0	0	0	0	0	0	0	0	0	0	0	0	0
3:30	0	0	0	1	0	0	0	0	0	0	0	0	0	1
3:45	0	0	0	0	0	0	0	0	0	0	0	0	0	0
4:00	0	0	0	0	0	0	0	0	0	0	0	0	0	0
4:15	0	0	1	0	0	0	0	0	0	0	0	0	0	1
4:30	0	0	0	0	0	0	0	0	0	0	0	0	0	0
4:45	0	0	0	0	0	0	0	0	0	0	0	0	0	0
5:00	0	0	0	0	0	0	0	0	0	0	0	0	0	0
5:15	0	0	1	0	0	0	0	0	0	0	0	0	0	1
5:30	0	0	0	0	0	0	0	0	0	0	0	0	0	0
5:45	0	0	0	0	0	0	0	0	0	0	0	0	0	0
6:00	0	0	0	0	0	1	0	0	0	0	0	0	0	1
6:15	0	0	1	0	0	0	0	0	0	0	0	0	0	1
6:30	0	0	1	0	0	1	0	0	0	0	0	0	0	2
6:45	0	1	1	2	0	0	0	0	0	0	0	0	0	4
7:00	0	1	1	1	0	2	0	0	0	0	0	0	0	5
7:15	0	0	1	0	1	0	0	0	0	0	0	0	0	2
7:30	1	2	12	13	3	1	0	0	0	0	0	0	0	32
7:45	1	3	11	12	10	7	4	0	0	0	0	0	0	48
8:00	1	1	0	0	1	0	0	0	0	0	0	0	0	3
8:15	1	1	0	0	1	0	0	0	0	0	0	0	0	3
8:30	0	0	1	0	0	1	1	0	0	0	0	0	0	3
8:45	1	0	1	0	0	2	0	0	0	0	0	0	0	4
9:00	0	0	0	0	0	0	0	0	0	0	0	0	0	0
9:15	2	0	0	0	1	0	0	0	0	0	0	0	0	3
9:30	0	0	0	1	1	0	0	0	0	0	0	0	0	2
9:45	0	0	1	1	1	0	0	0	0	0	0	0	0	3
10:00	0	1	1	0	0	0	0	0	0	0	0	0	0	2
10:15	0	1	0	0	1	0	0	0	0	0	0	0	0	2
10:30	0	0	0	2	0	1	0	0	0	0	0	0	0	3
10:45	1	1	0	1	0	0	0	0	0	0	0	0	0	3
11:00	0	0	2	2	1	1	0	0	0	0	0	0	0	6
11:15	0	0	0	0	0	0	0	0	0	0	0	0	0	0
11:30	1	0	1	0	0	0	0	0	0	0	0	0	0	2
11:45	0	0	0	1	1	1	0	0	0	0	0	0	0	3
12:00 PM	0	0	2	2	2	1	0	0	0	0	0	0	0	7
12:15	1	3	2	0	0	0	0	0	0	0	0	0	0	6
12:30	0	0	0	0	1	0	0	0	0	0	0	0	0	1
12:45	0	0	2	0	1	0	0	0	0	0	0	0	0	3
13:00	0	1	0	1	0	0	0	0	0	0	0	0	0	2
13:15	1	0	0	3	0	0	0	0	0	0	0	0	0	4
13:30	0	0	0	0	1	0	0	0	0	0	0	0	0	1
13:45	1	0	0	0	0	0	0	0	0	0	0	0	0	1
14:00	1	0	2	0	0	1	0	0	0	0	0	0	0	4
14:15	0	0	1	1	1	0	0	0	0	0	0	0	0	3
14:30	0	0	6	6	3	0	0	0	0	0	0	0	0	15
14:45	1	2	3	4	1	0	0	0	0	0	0	0	0	11
15:00	1	7	8	1	2	0	0	0	0	0	0	0	0	19
15:15	0	0	2	2	0	1	0	0	0	0	0	0	0	5
15:30	1	0	3	1	0	0	0	0	0	0	0	0	0	5
15:45	0	0	1	2	0	0	0	0	0	0	0	0	0	3
16:00	1	0	0	3	1	0	0	0	0	0	0	0	0	5
16:15	1	1	0	0	1	0	0	0	0	0	0	0	0	3
16:30	1	1	0	0	0	1	0	0	0	0	0	0	0	3
16:45	0	0	0	0	0	0	0	0	0	0	0	0	0	0
17:00	0	3	2	1	1	0	0	0	0	0	0	0	0	7
17:15	0	0	2	0	1	0	0	0	0	0	0	0	0	3
17:30	0	1	1	2	1	0	0	0	0	0	0	0	0	5
17:45	0	1	0	2	1	0	0	0	0	0	0	0	0	4
18:00	0	1	1	0	0	0	0	0	0	0	0	0	0	2
18:15	1	0	2	0	0	0	0	0	0	0	0	0	0	3
18:30	0	0	0	3	0	0	0	0	0	0	0	0	0	3
18:45	0	2	0	0	0	0	0	0	0	0	0	0	0	2
19:00	0	0	0	2	0	0	0	0	0	0	0	0	0	2
19:15	0	1	0	0	1	0	0	0	0	0	0	0	0	2
19:30	0	0	1	1	1	1	0	0	0	0	0	0	0	4
19:45	0	0	0	0	0	0	0	0	0	0	0	0	0	0
20:00	0	0	0	0	1	0	0	0	0	0	0	0	0	1
20:15	0	0	0	1	2	0	0	0	0	0	0	0	0	3
20:30	2	0	0	1	0	0	0	0	0	0	0	0	0	3
20:45	0	0	1	0	0	0	0	0	0	0	0	0	0	1
21:00	0	0	0	0	0	1	0	0	0	0	0	0	0	1
21:15	0	0	0	0	0	0	0	0	0	0	0	0	0	0
21:30	0	1	0	0	0	0	0	0	0	0	0	0	0	1
21:45	0	0	0	1	0	0	0	0	0	0	0	0	0	1
22:00	0	0	0	0	0	0	0	0	0	0	0	0	0	0
22:15	0	0	0	0	0	1	0	0	0	0	0	0	0	1
22:30	0	0	0	0	0	0	0	0	0	0	0	0	0	0
22:45	0	0	0	0	0	0	0	0	0	0	0	0	0	0
23:00	0	0	0	0	0	0	0	0	0	0	0	0	0	0
23:15	0	0	1	0	0	0	0	0	0	0	0	0	0	1
23:30	1	0	0	0	0	0	0	0	0	0	0	0	0	1
23:45	0	0	1	0	0	0	0	0	0	0	0	0	0	1
Totals	23	37	81	77	46	25	5							294
% of Totals	8%	13%	28%	26%	16%	9%	2%							100%

AM Volumes	9	12	37	37	23	18	5	0	0	0	0	0	0	141
% AM	3%	4%	13%	13%	8%	6%	2%							48%
AM Peak Hour	7:30	7:30	7:00	7:00	7:15	7:00	7:45							7:00
Volume	4	7	25	26	15	10	5							87
PM Volumes	14	25	44	40	23	7	0	0	0	0	0	0	0	153
% PM	5%	9%	15%	14%	8%	2%								52%
PM Peak Hour	13:15	14:15	14:30	14:30	14:15	12:00								14:30
Volume	3	9	19	13	7	1								50

Directional Peak Periods	AM 7-9			NOON 12-2			PM 4-6			Off Peak Volumes		
All Classes	Volume	⟷	%	Volume	⟷	%	Volume	⟷	%	Volume	⟷	%
	100		34%	25		9%	30		10%	139		47%

Street Name	Direction	Percentiles					
		15th	50th	Average	85th	95th	ADT
S Virginia Ave	North Bound	19	25	25	32	34	292
S Virginia Ave	South Bound	18	25	25	33	38	294

Prepared by National Data & Surveying Services

SPEED

S Virginia Ave Bet. W Verdugo Ave & W Oak St

Day: Tuesday
Date: 1/18/2022

City: Burbank
Project #: CA22_020022_029

Summary

Time	< 15	15 - 19	20 - 24	25 - 29	30 - 34	35 - 39	40 - 44	45 - 49	50 - 54	55 - 59	60 - 64	65 - 69	70 +	Total
0:00 AM	0	0	0	0	0	0	0	0	0	0	0	0	0	0
0:15	0	0	0	0	0	0	0	0	0	0	0	0	0	0
0:30	0	0	0	0	0	0	0	0	0	0	0	0	0	0
0:45	0	0	1	0	0	0	0	0	0	0	0	0	0	1
1:00	0	0	0	0	0	0	0	0	0	0	0	0	0	0
1:15	0	0	0	0	0	0	0	0	0	0	0	0	0	0
1:30	0	0	0	0	0	0	0	0	0	0	0	0	0	0
1:45	0	0	0	0	0	0	0	0	0	0	0	0	0	0
2:00	0	0	0	0	1	0	0	0	0	0	0	0	0	1
2:15	0	0	0	0	0	0	0	0	0	0	0	0	0	0
2:30	0	0	0	0	0	0	0	0	0	0	0	0	0	0
2:45	0	0	0	0	0	0	0	0	0	0	0	0	0	0
3:00	0	0	0	0	1	0	0	0	0	0	0	0	0	1
3:15	0	0	0	0	0	0	0	0	0	0	0	0	0	0
3:30	0	0	0	1	0	0	0	0	0	0	0	0	0	1
3:45	0	0	0	0	0	0	0	0	0	0	0	0	0	0
4:00	0	0	0	0	0	0	0	0	0	0	0	0	0	0
4:15	0	0	1	0	0	0	0	0	0	0	0	0	0	1
4:30	0	0	0	0	0	0	0	0	0	0	0	0	0	0
4:45	0	0	0	0	0	0	0	0	0	0	0	0	0	0
5:00	0	0	0	0	0	0	0	0	0	0	0	0	0	0
5:15	0	0	1	0	0	0	0	0	0	0	0	0	0	1
5:30	0	0	0	0	0	0	0	0	0	0	0	0	0	0
5:45	1	0	0	0	0	0	0	0	0	0	0	0	0	1
6:00	0	0	0	0	0	1	0	0	0	0	0	0	0	1
6:15	0	0	2	0	0	0	0	0	0	0	0	0	0	2
6:30	0	0	2	0	0	1	0	0	0	0	0	0	0	3
6:45	1	1	2	3	0	0	0	0	0	0	0	0	0	7
7:00	0	1	2	3	1	2	0	0	0	0	0	0	0	9
7:15	0	0	2	0	1	0	0	0	0	0	0	0	0	3
7:30	1	5	20	18	9	1	0	0	0	0	0	0	0	54
7:45	1	6	23	30	21	8	5	0	0	0	0	0	0	94
8:00	1	2	1	2	2	1	0	0	0	0	0	0	0	9
8:15	2	1	0	1	2	1	0	0	0	0	0	0	0	7
8:30	0	0	2	0	1	1	1	0	0	0	0	0	0	5
8:45	2	1	1	1	1	2	0	0	0	0	0	0	0	8
9:00	0	0	2	1	2	0	0	0	0	0	0	0	0	5
9:15	2	0	0	1	2	0	0	0	0	0	0	0	0	5
9:30	0	1	0	1	2	0	0	0	0	0	0	0	0	4
9:45	0	1	3	1	1	0	0	0	0	0	0	0	0	6
10:00	0	1	2	0	1	0	0	0	0	0	0	0	0	4
10:15	0	1	0	0	1	0	0	0	0	0	0	0	0	2
10:30	0	0	0	5	1	1	0	0	0	0	0	0	0	7
10:45	1	1	0	1	0	0	0	0	0	0	0	0	0	3
11:00	0	0	2	2	2	3	0	0	0	0	0	0	0	9
11:15	1	0	3	0	1	0	0	0	0	0	0	0	0	5
11:30	1	0	2	0	0	0	0	0	0	0	0	0	0	3
11:45	0	0	0	1	2	1	0	0	0	0	0	0	0	4
12:00 PM	0	0	3	3	2	1	0	0	0	0	0	0	0	9
12:15	1	4	2	1	0	0	0	0	0	0	0	0	0	8
12:30	0	2	0	2	2	0	0	0	0	0	0	0	0	6
12:45	1	1	2	2	3	0	0	0	0	0	0	0	0	9
13:00	1	1	2	1	1	0	0	0	0	0	0	0	0	6
13:15	1	1	2	3	0	0	0	0	0	0	0	0	0	7
13:30	0	0	1	1	2	0	0	0	0	0	0	0	0	4
13:45	1	0	0	2	1	0	0	0	0	0	0	0	0	4
14:00	1	0	4	1	2	1	0	0	0	0	0	0	0	9
14:15	0	0	2	4	5	0	0	0	0	0	0	0	0	11
14:30	1	0	9	8	4	0	0	0	0	0	0	0	0	22
14:45	2	4	5	5	3	0	0	0	0	0	0	0	0	19
15:00	5	21	27	4	5	0	0	0	0	0	0	0	0	62
15:15	1	0	6	6	0	1	0	0	0	0	0	0	0	14
15:30	1	0	3	1	1	0	0	0	0	0	0	0	0	6
15:45	0	1	1	6	1	0	0	0	0	0	0	0	0	9
16:00	1	0	0	3	1	0	0	0	0	0	0	0	0	5
16:15	1	2	0	2	1	0	0	0	0	0	0	0	0	6
16:30	1	1	1	2	1	1	0	0	0	0	0	0	0	7
16:45	0	0	0	0	0	0	0	0	0	0	0	0	0	0
17:00	0	4	2	4	1	0	0	0	0	0	0	0	0	11
17:15	0	1	2	0	1	0	0	0	0	0	0	0	0	4
17:30	0	1	2	6	1	0	0	0	0	0	0	0	0	10
17:45	0	1	2	2	2	0	0	0	0	0	0	0	0	7
18:00	0	1	1	2	2	0	0	0	0	0	0	0	0	6
18:15	1	1	3	1	0	0	0	0	0	0	0	0	0	6
18:30	0	0	1	3	0	0	0	0	0	0	0	0	0	4
18:45	0	2	3	3	0	0	0	0	0	0	0	0	0	8
19:00	1	0	1	2	1	0	0	0	0	0	0	0	0	5
19:15	0	2	0	0	1	0	0	0	0	0	0	0	0	3
19:30	0	0	2	1	3	1	0	0	0	0	0	0	0	7
19:45	0	0	0	0	1	0	0	0	0	0	0	0	0	1
20:00	0	0	0	0	1	0	0	0	0	0	0	0	0	1
20:15	0	0	0	2	2	0	0	0	0	0	0	0	0	4
20:30	3	0	0	1	0	0	0	0	0	0	0	0	0	4
20:45	1	0	1	0	0	0	0	0	0	0	0	0	0	2
21:00	0	0	0	0	2	1	0	0	0	0	0	0	0	3
21:15	0	0	0	0	0	0	0	0	0	0	0	0	0	0
21:30	0	1	0	0	0	1	0	0	0	0	0	0	0	2
21:45	0	0	0	1	0	0	0	0	0	0	0	0	0	1
22:00	0	0	0	0	0	0	0	0	0	0	0	0	0	0
22:15	0	0	0	0	0	1	0	0	0	0	0	0	0	1
22:30	0	0	0	0	0	0	0	0	0	0	0	0	0	0
22:45	0	0	0	2	0	0	0	0	0	0	0	0	0	2
23:00	0	0	0	1	0	0	0	0	0	0	0	0	0	1
23:15	0	0	1	0	0	0	0	0	0	0	0	0	0	1
23:30	1	0	0	0	0	0	0	0	0	0	0	0	0	1
23:45	0	1	1	0	0	0	0	0	0	0	0	0	0	2
Totals	40	75	166	160	108	31	6							586
% of Totals	7%	13%	28%	27%	18%	5%	1%							100%

AM Volumes	14	22	74	72	55	23	6	0	0	0	0	0	0	266
% AM	2%	4%	13%	12%	9%	4%	1%							45%
AM Peak Hour	7:30	7:30	7:00	7:00	7:30	7:00	7:45							7:30
Volume	5	14	47	51	34	11	6							164
PM Volumes	26	53	92	88	53	8	0	0	0	0	0	0	0	320
% PM	4%	9%	16%	15%	9%	1%								55%
PM Peak Hour	14:30	14:15	14:30	14:30	14:15	20:45								14:30
Volume	9	25	47	23	17	2								117

Directional Peak Periods	AM 7-9			NOON 12-2			PM 4-6			Off Peak Volumes		
All Classes	Volume	⟷	%	Volume	⟷	%	Volume	⟷	%	Volume	⟷	%
	189		32%	53		9%	50		9%	294		50%

Street Name	Direction	Percentiles					
		15th	50th	Average	85th	95th	ADT
S Virginia Ave	Summary	18	25	25	33	36	586

Prepared by National Data & Surveying Services

SPEED

S Virginia Ave Bet. W Verdugo Ave & W Oak St

Day: Tuesday
Date: 1/18/2022

City: Burbank
Project #: CA22_020022_029n

North Bound

Time	< 15	15 - 19	20 - 24	25 - 29	30 - 34	35 - 39	40 - 44	45 - 49	50 - 54	55 - 59	60 - 64	65 - 69	70 +	Total
0:00 AM	0	0	1	0	0	0	0	0	0	0	0	0	0	1
1:00	0	0	0	0	0	0	0	0	0	0	0	0	0	0
2:00	0	0	0	0	1	0	0	0	0	0	0	0	0	1
3:00	0	0	0	0	0	0	0	0	0	0	0	0	0	0
4:00	0	0	0	0	0	0	0	0	0	0	0	0	0	0
5:00	1	0	0	0	0	0	0	0	0	0	0	0	0	1
6:00	1	0	3	1	0	0	0	0	0	0	0	0	0	5
7:00	0	6	22	25	18	1	1	0	0	0	0	0	0	73
8:00	2	2	2	4	4	2	0	0	0	0	0	0	0	16
9:00	0	2	4	2	4	0	0	0	0	0	0	0	0	12
10:00	0	0	1	3	2	0	0	0	0	0	0	0	0	6
11:00	1	0	4	0	3	2	0	0	0	0	0	0	0	10
12:00 PM	1	4	1	6	3	0	0	0	0	0	0	0	0	15
13:00	1	1	5	3	3	0	0	0	0	0	0	0	0	13
14:00	2	2	8	7	9	0	0	0	0	0	0	0	0	28
15:00	5	15	23	11	5	0	0	0	0	0	0	0	0	59
16:00	0	1	1	4	1	0	0	0	0	0	0	0	0	7
17:00	0	2	3	7	1	0	0	0	0	0	0	0	0	13
18:00	0	1	5	6	2	0	0	0	0	0	0	0	0	14
19:00	1	1	2	0	4	0	0	0	0	0	0	0	0	8
20:00	2	0	0	1	0	0	0	0	0	0	0	0	0	3
21:00	0	0	0	0	2	1	0	0	0	0	0	0	0	3
22:00	0	0	0	2	0	0	0	0	0	0	0	0	0	2
23:00	0	1	0	1	0	0	0	0	0	0	0	0	0	2
Totals	17	38	85	83	62	6	1							292
% of Totals	6%	13%	29%	28%	21%	2%	0%							100%

AM Volumes	5	10	37	35	32	5	1	0	0	0	0	0	0	125
% AM	2%	3%	13%	12%	11%	2%	0%							43%
AM Peak Hour	8:00	7:00	7:00	7:00	7:00	8:00	7:00							7:00
Volume	2	6	22	25	18	2	1							73
PM Volumes	12	28	48	48	30	1	0	0	0	0	0	0	0	167
% PM	4%	10%	16%	16%	10%	0%								57%
PM Peak Hour	15:00	15:00	15:00	15:00	14:00	21:00								15:00
Volume	5	15	23	11	9	1								59

Directional Peak Periods	AM 7-9			NOON 12-2			PM 4-6			Off Peak Volumes		
All Speeds	Volume		%	Volume		%	Volume		%	Volume		%
	89	↔	30%	28	↔	10%	20	↔	7%	155	↔	53%

Street Name	Direction	Percentiles					
		15th	50th	Average	85th	95th	ADT
S Virginia Ave	North Bound	19	25	25	32	34	292
S Virginia Ave	South Bound	18	25	25	33	38	294

Prepared by National Data & Surveying Services

SPEED

S Virginia Ave Bet. W Verdugo Ave & W Oak St

Day: Tuesday
Date: 1/18/2022

City: Burbank
Project #: CA22_020022_029s

South Bound

Time	< 15	15 - 19	20 - 24	25 - 29	30 - 34	35 - 39	40 - 44	45 - 49	50 - 54	55 - 59	60 - 64	65 - 69	70 +	Total
0:00 AM	0	0	0	0	0	0	0	0	0	0	0	0	0	0
1:00	0	0	0	0	0	0	0	0	0	0	0	0	0	0
2:00	0	0	0	0	0	0	0	0	0	0	0	0	0	0
3:00	0	0	0	1	1	0	0	0	0	0	0	0	0	2
4:00	0	0	1	0	0	0	0	0	0	0	0	0	0	1
5:00	0	0	1	0	0	0	0	0	0	0	0	0	0	1
6:00	0	1	3	2	0	2	0	0	0	0	0	0	0	8
7:00	2	6	25	26	14	10	4	0	0	0	0	0	0	87
8:00	3	2	2	0	2	3	1	0	0	0	0	0	0	13
9:00	2	0	1	2	3	0	0	0	0	0	0	0	0	8
10:00	1	3	1	3	1	1	0	0	0	0	0	0	0	10
11:00	1	0	3	3	2	2	0	0	0	0	0	0	0	11
12:00 PM	1	3	6	2	4	1	0	0	0	0	0	0	0	17
13:00	2	1	0	4	1	0	0	0	0	0	0	0	0	8
14:00	2	2	12	11	5	1	0	0	0	0	0	0	0	33
15:00	2	7	14	6	2	1	0	0	0	0	0	0	0	32
16:00	3	2	0	3	2	1	0	0	0	0	0	0	0	11
17:00	0	5	5	5	4	0	0	0	0	0	0	0	0	19
18:00	1	3	3	3	0	0	0	0	0	0	0	0	0	10
19:00	0	1	1	3	2	1	0	0	0	0	0	0	0	8
20:00	2	0	1	2	3	0	0	0	0	0	0	0	0	8
21:00	0	1	0	1	0	1	0	0	0	0	0	0	0	3
22:00	0	0	0	0	0	1	0	0	0	0	0	0	0	1
23:00	1	0	2	0	0	0	0	0	0	0	0	0	0	3
Totals	23	37	81	77	46	25	5							294
% of Totals	8%	13%	28%	26%	16%	9%	2%							100%

AM Volumes	9	12	37	37	23	18	5	0	0	0	0	0	0	141
% AM	3%	4%	13%	13%	8%	6%	2%							48%
AM Peak Hour	8:00	7:00	7:00	7:00	7:00	7:00	7:00							7:00
Volume	3	6	25	26	14	10	4							87
PM Volumes	14	25	44	40	23	7	0	0	0	0	0	0	0	153
% PM	5%	9%	15%	14%	8%	2%								52%
PM Peak Hour	16:00	15:00	15:00	14:00	14:00	12:00								14:00
Volume	3	7	14	11	5	1								33

Directional Peak Periods	AM 7-9			NOON 12-2			PM 4-6			Off Peak Volumes		
All Speeds	Volume		%	Volume		%	Volume		%	Volume		%
	100	↔	34%	25	↔	9%	30	↔	10%	139	↔	47%

Street Name	Direction	Percentiles					
		15th	50th	Average	85th	95th	ADT
S Virginia Ave	North Bound	19	25	25	32	34	292
S Virginia Ave	South Bound	18	25	25	33	38	294

Prepared by National Data & Surveying Services

SPEED

S Virginia Ave Bet. W Verdugo Ave & W Oak St

Day: Tuesday
Date: 1/18/2022

City: Burbank
Project #: CA22_020022_029

Summary

Time	< 15	15 - 19	20 - 24	25 - 29	30 - 34	35 - 39	40 - 44	45 - 49	50 - 54	55 - 59	60 - 64	65 - 69	70 +	Total
0:00 AM	0	0	1	0	0	0	0	0	0	0	0	0	0	1
1:00	0	0	0	0	0	0	0	0	0	0	0	0	0	0
2:00	0	0	0	0	1	0	0	0	0	0	0	0	0	1
3:00	0	0	0	1	1	0	0	0	0	0	0	0	0	2
4:00	0	0	1	0	0	0	0	0	0	0	0	0	0	1
5:00	1	0	1	0	0	0	0	0	0	0	0	0	0	2
6:00	1	1	6	3	0	2	0	0	0	0	0	0	0	13
7:00	2	12	47	51	32	11	5	0	0	0	0	0	0	160
8:00	5	4	4	4	6	5	1	0	0	0	0	0	0	29
9:00	2	2	5	4	7	0	0	0	0	0	0	0	0	20
10:00	1	3	2	6	3	1	0	0	0	0	0	0	0	16
11:00	2	0	7	3	5	4	0	0	0	0	0	0	0	21
12:00 PM	2	7	7	8	7	1	0	0	0	0	0	0	0	32
13:00	3	2	5	7	4	0	0	0	0	0	0	0	0	21
14:00	4	4	20	18	14	1	0	0	0	0	0	0	0	61
15:00	7	22	37	17	7	1	0	0	0	0	0	0	0	91
16:00	3	3	1	7	3	1	0	0	0	0	0	0	0	18
17:00	0	7	8	12	5	0	0	0	0	0	0	0	0	32
18:00	1	4	8	9	2	0	0	0	0	0	0	0	0	24
19:00	1	2	3	3	6	1	0	0	0	0	0	0	0	16
20:00	4	0	1	3	3	0	0	0	0	0	0	0	0	11
21:00	0	1	0	1	2	2	0	0	0	0	0	0	0	6
22:00	0	0	0	2	0	1	0	0	0	0	0	0	0	3
23:00	1	1	2	1	0	0	0	0	0	0	0	0	0	5
Totals	40	75	166	160	108	31	6							586
% of Totals	7%	13%	28%	27%	18%	5%	1%							100%

AM Volumes	14	22	74	72	55	23	6	0	0	0	0	0	0	266
% AM	2%	4%	13%	12%	9%	4%	1%							45%
AM Peak Hour	8:00	7:00	7:00	7:00	7:00	7:00	7:00							7:00
Volume	5	12	47	51	32	11	5							160
PM Volumes	26	53	92	88	53	8	0	0	0	0	0	0	0	320
% PM	4%	9%	16%	15%	9%	1%								55%
PM Peak Hour	15:00	15:00	15:00	14:00	14:00	21:00								15:00
Volume	7	22	37	18	14	2								91

Directional Peak Periods	AM 7-9			NOON 12-2			PM 4-6			Off Peak Volumes		
All Speeds	Volume		%	Volume		%	Volume		%	Volume		%
	189	↔	32%	53	↔	9%	50	↔	9%	294	↔	50%

Street Name	Direction	Percentiles					
		15th	50th	Average	85th	95th	ADT
S Virginia Ave	Summary	18	25	25	33	36	586

ATTACHMENT 3 - 511

Prepared by NDS/ATD

Prepared by National Data & Surveying Services

VOLUME

S Virginia Ave Bet. W Verdugo Ave & W Oak St

Day: Tuesday
Date: 1/18/2022

City: Burbank
Project #: CA22_020022_029

DAILY TOTALS	NB	SB	EB	WB	Total
	292	294	0	0	586

AM Period	NB		SB		EB	WB	TOTAL		PM Period	NB		SB		EB	WB	TOTAL	
0:00	0		0		0	0			12:00	2		7		0	0	9	
0:15	0		0		0	0			12:15	2		6		0	0	8	
0:30	0		0		0	0			12:30	5		1		0	0	6	
0:45	1	1	0		0	0	1	1	12:45	6	15	3	17	0	0	9	32
1:00	0		0		0	0			13:00	4		2		0	0	6	
1:15	0		0		0	0			13:15	3		4		0	0	7	
1:30	0		0		0	0			13:30	3		1		0	0	4	
1:45	0		0		0	0			13:45	3	13	1	8	0	0	4	21
2:00	1		0		0	0	1		14:00	5		4		0	0	9	
2:15	0		0		0	0			14:15	8		3		0	0	11	
2:30	0		0		0	0			14:30	7		15		0	0	22	
2:45	0	1	0		0	0		1	14:45	8	28	11	33	0	0	19	61
3:00	0		1		0	0	1		15:00	43		19		0	0	62	
3:15	0		0		0	0			15:15	9		5		0	0	14	
3:30	0		1		0	0	1		15:30	1		5		0	0	6	
3:45	0		0	2	0	0		2	15:45	6	59	3	32	0	0	9	91
4:00	0		0		0	0			16:00	0		5		0	0	5	
4:15	0		1		0	0	1		16:15	3		3		0	0	6	
4:30	0		0		0	0			16:30	4		3		0	0	7	
4:45	0		0	1	0	0		1	16:45	0	7	0	11	0	0		18
5:00	0		0		0	0			17:00	4		7		0	0	11	
5:15	0		1		0	0	1		17:15	1		3		0	0	4	
5:30	0		0		0	0			17:30	5		5		0	0	10	
5:45	1	1	0	1	0	0	1	2	17:45	3	13	4	19	0	0	7	32
6:00	0		1		0	0	1		18:00	4		2		0	0	6	
6:15	1		1		0	0	2		18:15	3		3		0	0	6	
6:30	1		2		0	0	3		18:30	1		3		0	0	4	
6:45	3	5	4	8	0	0	7	13	18:45	6	14	2	10	0	0	8	24
7:00	4		5		0	0	9		19:00	3		2		0	0	5	
7:15	1		2		0	0	3		19:15	1		2		0	0	3	
7:30	22		32		0	0	54		19:30	3		4		0	0	7	
7:45	46	73	48	87	0	0	94	160	19:45	1	8	0	8	0	0	1	16
8:00	6		3		0	0	9		20:00	0		1		0	0	1	
8:15	4		3		0	0	7		20:15	1		3		0	0	4	
8:30	2		3		0	0	5		20:30	1		3		0	0	4	
8:45	4	16	4	13	0	0	8	29	20:45	1	3	1	8	0	0	2	11
9:00	5		0		0	0	5		21:00	2		1		0	0	3	
9:15	2		3		0	0	5		21:15	0		0		0	0		
9:30	2		2		0	0	4		21:30	1		1		0	0	2	
9:45	3	12	3	8	0	0	6	20	21:45	0	3	1	3	0	0	1	6
10:00	2		2		0	0	4		22:00	0		0		0	0		
10:15	0		2		0	0	2		22:15	0		1		0	0	1	
10:30	4		3		0	0	7		22:30	0		0		0	0		
10:45	0	6	3	10	0	0	3	16	22:45	2	2	0	1	0	0	2	3
11:00	3		6		0	0	9		23:00	1		0		0	0	1	
11:15	5		0		0	0	5		23:15	0		1		0	0	1	
11:30	1		2		0	0	3		23:30	0		1		0	0	1	
11:45	1	10	3	11	0	0	4	21	23:45	1	2	1	3	0	0	2	5
TOTALS		125		141				266	TOTALS		167		153				320
SPLIT %		47.0%		53.0%				45.4%	SPLIT %		52.2%		47.8%				54.6%

DAILY TOTALS	NB	SB	EB	WB	Total
	292	294	0	0	586

AM Peak Hour	7:30	7:00			7:30	PM Peak Hour	14:30	14:30			14:30
AM Pk Volume	78	87			164	PM Pk Volume	67	50			117
Pk Hr Factor	0.424	0.453			0.436	Pk Hr Factor	0.390	0.658			0.472
7 - 9 Volume	89	100	0	0	189	4 - 6 Volume	20	30	0	0	50
7 - 9 Peak Hour	7:30	7:00			7:30	4 - 6 Peak Hour	17:00	17:00			17:00
7 - 9 Pk Volume	78	87	0	0	164	4 - 6 Pk Volume	13	19	0	0	32
Pk Hr Factor	0.424	0.453	0.000	0.000	0.436	Pk Hr Factor	0.650	0.679	0.000	0.000	0.727

Prepared by NDS/ATD

Project #: CA22_020022_029 **City:** Burbank

Location: S Virginia Ave Bet. W Verdugo Ave & W Oak **Date:** 1/18/2022

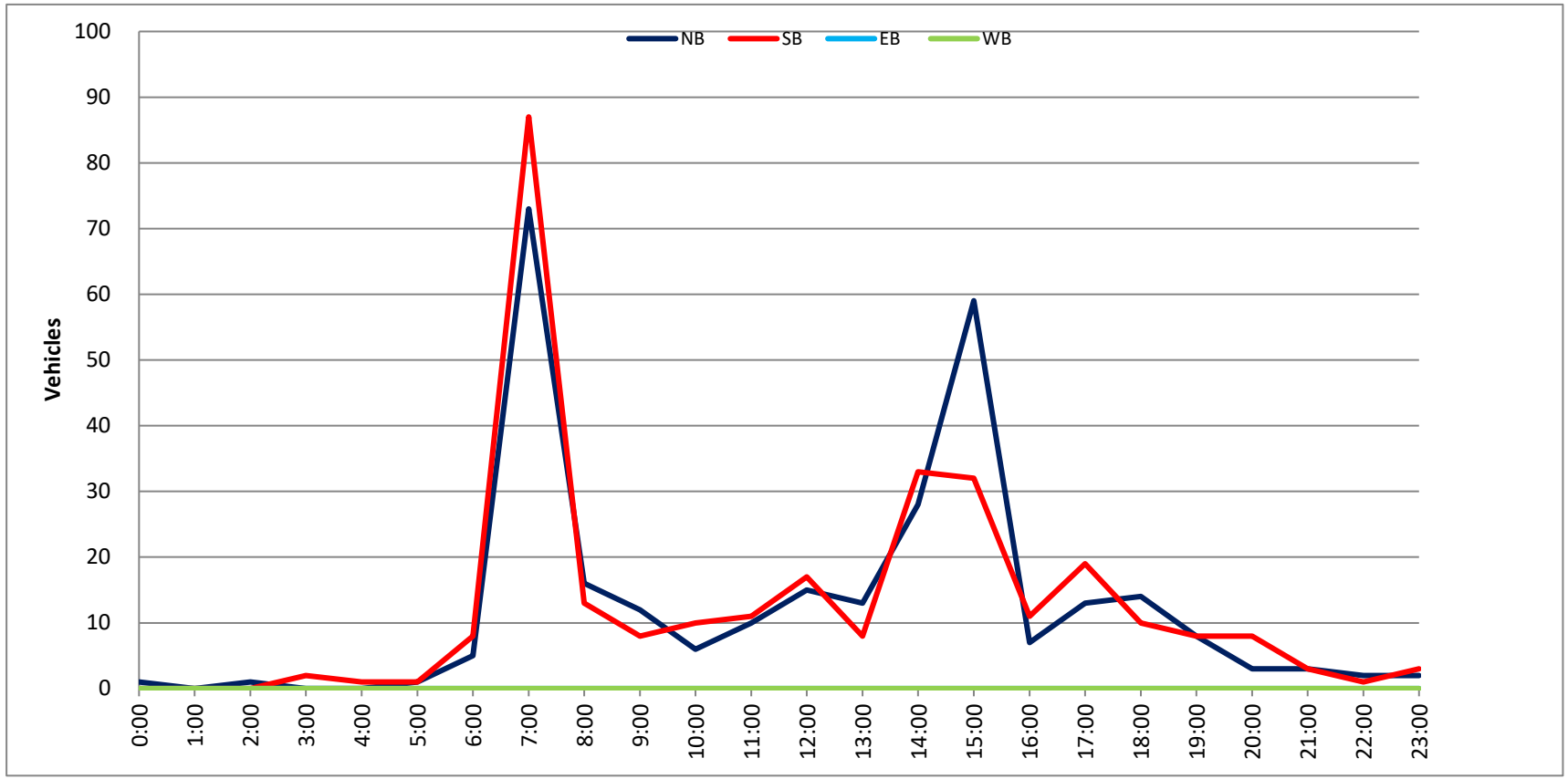

Prepared by National Data & Surveying Services

SPEED

S Virginia Ave Bet. W Verdugo Ave & W Oak St

Day: Wednesday
Date: 1/19/2022

City: Burbank
Project #: CA22_020022_029n

North Bound

Time	< 15	15 - 19	20 - 24	25 - 29	30 - 34	35 - 39	40 - 44	45 - 49	50 - 54	55 - 59	60 - 64	65 - 69	70 +	Total
0:00 AM	0	0	0	0	0	0	0	0	0	0	0	0	0	0
0:15	0	0	0	0	0	0	0	0	0	0	0	0	0	0
0:30	0	0	0	0	0	0	0	0	0	0	0	0	0	0
0:45	1	0	1	0	0	0	0	0	0	0	0	0	0	2
1:00	0	0	0	0	0	0	0	0	0	0	0	0	0	0
1:15	0	0	0	0	0	0	0	0	0	0	0	0	0	0
1:30	0	0	0	0	0	0	0	0	0	0	0	0	0	0
1:45	0	0	0	0	0	0	0	0	0	0	0	0	0	0
2:00	0	0	0	0	0	0	0	0	0	0	0	0	0	0
2:15	0	0	0	0	0	0	0	0	0	0	0	0	0	0
2:30	0	0	0	0	0	0	0	0	0	0	0	0	0	0
2:45	0	0	0	0	0	0	0	0	0	0	0	0	0	0
3:00	0	0	0	0	0	0	0	0	0	0	0	0	0	0
3:15	0	0	0	0	0	0	0	0	0	0	0	0	0	0
3:30	0	0	0	0	0	0	0	0	0	0	0	0	0	0
3:45	0	0	0	0	0	0	0	0	0	0	0	0	0	0
4:00	0	0	0	0	0	0	0	0	0	0	0	0	0	0
4:15	0	0	0	0	0	0	0	0	0	0	0	0	0	0
4:30	0	0	0	0	0	0	0	0	0	0	0	0	0	0
4:45	0	0	0	0	0	0	0	0	0	0	0	0	0	0
5:00	0	0	0	0	0	0	0	0	0	0	0	0	0	0
5:15	1	0	0	0	0	0	0	0	0	0	0	0	0	1
5:30	0	0	0	0	0	0	0	0	0	0	0	0	0	0
5:45	0	0	1	0	0	0	0	0	0	0	0	0	0	1
6:00	0	0	0	1	0	0	0	0	0	0	0	0	0	1
6:15	0	3	0	0	0	0	0	0	0	0	0	0	0	3
6:30	0	0	0	0	0	0	0	0	0	0	0	0	0	0
6:45	0	1	3	1	0	0	0	0	0	0	0	0	0	5
7:00	0	1	2	3	0	0	0	0	0	0	0	0	0	6
7:15	0	0	0	1	1	0	0	0	0	0	0	0	0	2
7:30	0	4	4	5	2	0	0	0	0	0	0	0	0	15
7:45	2	3	19	15	2	1	0	0	0	0	0	0	0	42
8:00	1	0	1	2	2	0	0	0	0	0	0	0	0	6
8:15	0	0	1	0	1	0	0	0	0	0	0	0	0	2
8:30	0	1	0	0	0	1	0	0	0	0	0	0	0	2
8:45	0	2	2	0	0	0	0	0	0	0	0	0	0	4
9:00	0	1	2	1	0	1	0	0	0	0	0	0	0	5
9:15	0	0	1	1	1	0	0	0	0	0	0	0	0	3
9:30	1	0	2	0	0	0	0	0	0	0	0	0	0	3
9:45	0	0	0	2	0	0	0	0	0	0	0	0	0	2
10:00	0	1	1	0	1	0	0	0	0	0	0	0	0	3
10:15	0	0	1	0	1	0	0	0	0	0	0	0	0	2
10:30	0	0	0	0	0	1	0	0	0	0	0	0	0	1
10:45	0	0	1	1	1	0	0	0	0	0	0	0	0	3
11:00	0	2	2	0	0	0	0	0	0	0	0	0	0	4
11:15	0	0	0	0	0	1	0	0	0	0	0	0	0	1
11:30	1	0	1	1	0	0	0	0	0	0	0	0	0	3
11:45	0	2	0	0	1	0	0	0	0	0	0	0	0	3
12:00 PM	0	0	0	0	2	0	0	0	0	0	0	0	0	2
12:15	0	0	1	1	1	0	0	0	0	0	0	0	0	3
12:30	2	0	2	0	0	0	0	0	0	0	0	0	0	4
12:45	0	1	2	1	1	0	0	0	0	0	0	0	0	5
13:00	0	4	0	1	1	0	0	0	0	0	0	0	0	6
13:15	0	0	0	0	0	1	0	0	0	0	0	0	0	1
13:30	1	2	0	1	1	0	0	0	0	0	0	0	0	4
13:45	0	0	1	1	0	0	0	0	0	0	0	0	0	2
14:00	0	0	0	1	1	0	0	0	0	0	0	0	0	2
14:15	2	0	0	0	0	0	0	0	0	0	0	0	0	2
14:30	0	0	1	1	1	0	0	0	0	0	0	0	0	3
14:45	1	2	1	2	0	0	0	0	0	0	0	0	0	6
15:00	6	7	13	5	2	0	0	0	0	0	0	0	0	33
15:15	1	0	0	5	0	1	0	0	0	0	0	0	0	7
15:30	0	0	1	2	0	0	0	0	0	0	0	0	0	3
15:45	1	0	2	3	2	0	0	0	0	0	0	0	0	8
16:00	1	0	1	2	0	0	0	0	0	0	0	0	0	4
16:15	0	0	3	1	0	0	0	0	0	0	0	0	0	4
16:30	0	1	2	2	0	0	0	0	0	0	0	0	0	5
16:45	0	2	1	1	1	0	0	0	0	0	0	0	0	5
17:00	1	0	1	3	1	0	0	0	0	0	0	0	0	6
17:15	0	0	0	1	0	0	0	0	0	0	0	0	0	1
17:30	0	0	1	0	1	0	0	0	0	0	0	0	0	2
17:45	0	0	0	1	0	0	0	0	0	0	0	0	0	1
18:00	0	0	1	0	0	0	0	0	0	0	0	0	0	1
18:15	0	0	1	1	0	0	0	0	0	0	0	0	0	2
18:30	0	0	0	1	0	0	0	0	0	0	0	0	0	1
18:45	0	0	0	1	0	1	0	0	0	0	0	0	0	2
19:00	0	1	0	0	0	0	0	0	0	0	0	0	0	1
19:15	1	0	2	0	0	0	0	0	0	0	0	0	0	3
19:30	0	0	2	2	0	0	0	0	0	0	0	0	0	4
19:45	0	0	0	1	1	0	0	0	0	0	0	0	0	2
20:00	0	0	0	0	0	0	0	0	0	0	0	0	0	0
20:15	0	0	0	0	1	1	0	0	0	0	0	0	0	2
20:30	0	1	1	0	0	0	0	0	0	0	0	0	0	2
20:45	0	0	0	0	0	0	0	0	0	0	0	0	0	0
21:00	0	0	0	0	1	0	0	0	0	0	0	0	0	1
21:15	0	0	0	1	0	0	0	0	0	0	0	0	0	1
21:30	0	0	1	1	0	0	0	0	0	0	0	0	0	2
21:45	0	0	0	0	0	0	0	0	0	0	0	0	0	0
22:00	0	0	1	1	0	1	0	0	0	0	0	0	0	3
22:15	0	0	0	1	0	0	0	0	0	0	0	0	0	1
22:30	0	0	0	0	0	0	0	0	0	0	0	0	0	0
22:45	0	0	1	0	0	0	0	0	0	0	0	0	0	1
23:00	0	0	0	0	0	0	0	0	0	0	0	0	0	0
23:15	0	0	0	0	0	0	0	0	0	0	0	0	0	0
23:30	0	0	0	0	0	0	0	0	0	0	0	0	0	0
23:45	0	0	0	0	0	0	0	0	0	0	0	0	0	0
Totals	23	42	88	79	31	10								273
% of Totals	8%	15%	32%	29%	11%	4%								100%

AM Volumes	7	21	45	34	13	5	0	0	0	0	0	0	0	125
% AM	3%	8%	16%	12%	5%	2%								46%
AM Peak Hour	7:15	7:00	7:00	7:00	7:15	7:45								7:00
Volume	3	8	25	24	7	2								65
PM Volumes	16	21	43	45	18	5	0	0	0	0	0	0	0	148
% PM	6%	8%	16%	16%	7%	2%								54%
PM Peak Hour	14:15	14:15	15:00	15:00	12:00	12:30								15:00
Volume	9	9	16	15	4	1								51

Directional Peak Periods	AM 7-9			NOON 12-2			PM 4-6			Off Peak Volumes		
All Classes	Volume	⟷	%	Volume	⟷	%	Volume	⟷	%	Volume	⟷	%
	79	⟷	29%	27	⟷	10%	28	⟷	10%	139	⟷	51%

Street Name	Direction	Percentiles					
		15th	50th	Average	85th	95th	ADT
S Virginia Ave	North Bound	17	24	24	30	34	273
S Virginia Ave	South Bound	15	23	23	30	34	300

Prepared by National Data & Surveying Services

SPEED

S Virginia Ave Bet. W Verdugo Ave & W Oak St

Day: Wednesday
Date: 1/19/2022

City: Burbank
Project #: CA22_020022_029s

South Bound

Time	< 15	15 - 19	20 - 24	25 - 29	30 - 34	35 - 39	40 - 44	45 - 49	50 - 54	55 - 59	60 - 64	65 - 69	70 +	Total
0:00 AM	0	0	0	0	0	0	0	0	0	0	0	0	0	0
0:15	0	0	0	0	0	0	0	0	0	0	0	0	0	0
0:30	0	0	0	0	0	0	0	0	0	0	0	0	0	0
0:45	0	0	0	0	0	0	0	0	0	0	0	0	0	0
1:00	0	0	0	0	0	0	0	0	0	0	0	0	0	0
1:15	0	0	0	0	0	0	0	0	0	0	0	0	0	0
1:30	0	0	0	0	0	0	0	0	0	0	0	0	0	0
1:45	0	0	0	0	0	0	0	0	0	0	0	0	0	0
2:00	0	0	0	0	0	0	0	0	0	0	0	0	0	0
2:15	0	0	0	0	0	0	0	0	0	0	0	0	0	0
2:30	0	0	0	0	0	0	0	0	0	0	0	0	0	0
2:45	0	0	0	0	0	0	0	0	0	0	0	0	0	0
3:00	0	0	0	0	0	0	0	0	0	0	0	0	0	0
3:15	0	0	0	0	0	0	0	0	0	0	0	0	0	0
3:30	0	0	0	0	0	0	0	0	0	0	0	0	0	0
3:45	0	0	0	0	0	0	0	0	0	0	0	0	0	0
4:00	0	0	0	0	0	0	0	0	0	0	0	0	0	0
4:15	0	0	1	0	0	0	0	0	0	0	0	0	0	1
4:30	0	0	0	0	0	0	0	0	0	0	0	0	0	0
4:45	0	0	0	0	0	0	0	0	0	0	0	0	0	0
5:00	0	0	0	0	0	0	0	0	0	0	0	0	0	0
5:15	0	0	1	1	0	0	0	0	0	0	0	0	0	2
5:30	0	0	0	0	0	0	0	0	0	0	0	0	0	0
5:45	0	0	0	0	0	0	0	0	0	0	0	0	0	0
6:00	0	0	1	0	1	0	0	0	0	0	0	0	0	2
6:15	0	0	1	0	0	0	0	0	0	0	0	0	0	1
6:30	0	0	0	1	0	1	0	0	0	0	0	0	0	2
6:45	0	0	3	0	1	0	0	0	0	0	0	0	0	4
7:00	0	1	1	0	3	0	0	0	0	0	0	0	0	5
7:15	0	0	2	2	0	0	0	0	0	0	0	0	0	4
7:30	2	8	7	10	3	0	0	0	0	0	0	0	0	30
7:45	7	10	17	16	7	0	1	0	0	0	0	0	0	58
8:00	0	0	0	1	0	1	0	0	0	0	0	0	0	2
8:15	1	0	1	2	0	0	0	0	0	0	0	0	0	4
8:30	2	1	1	1	0	0	0	0	0	0	0	0	0	5
8:45	0	0	1	0	0	0	0	0	0	0	0	0	0	1
9:00	0	0	0	0	0	0	0	0	0	0	0	0	0	0
9:15	0	0	0	1	0	0	0	0	0	0	0	0	0	1
9:30	1	0	0	0	2	0	0	0	0	0	0	0	0	3
9:45	0	2	2	0	0	0	0	0	0	0	0	0	0	4
10:00	2	1	0	0	0	0	0	0	0	0	0	0	0	3
10:15	0	0	1	0	0	0	0	0	0	0	0	0	0	1
10:30	0	0	1	2	1	0	0	0	0	0	0	0	0	4
10:45	1	0	0	0	0	0	0	0	0	0	0	0	0	1
11:00	1	0	0	3	0	0	0	0	0	0	0	0	0	4
11:15	0	1	2	1	0	0	0	0	0	0	0	0	0	4
11:30	1	1	0	2	0	0	0	0	0	0	0	0	0	4
11:45	0	1	0	1	0	0	0	0	0	0	0	0	0	2
12:00 PM	0	0	3	0	0	0	0	0	0	0	0	0	0	3
12:15	1	0	0	1	0	0	0	0	0	0	0	0	0	2
12:30	0	0	3	1	1	0	0	0	0	0	0	0	0	5
12:45	1	0	1	1	0	0	0	0	0	0	0	0	0	3
13:00	0	0	0	0	0	0	0	0	0	0	0	0	0	0
13:15	2	0	1	0	2	0	0	0	0	0	0	0	0	5
13:30	0	0	3	1	1	0	0	0	0	0	0	0	0	5
13:45	0	1	0	0	2	0	0	0	0	0	0	0	0	3
14:00	1	1	0	1	0	0	0	0	0	0	0	0	0	3
14:15	1	0	1	0	1	1	0	0	0	0	0	0	0	4
14:30	1	3	2	8	2	1	0	0	0	0	0	0	0	17
14:45	4	4	6	1	0	0	0	0	0	0	0	0	0	15
15:00	6	6	4	4	0	0	0	0	0	0	0	0	0	20
15:15	0	1	0	3	0	1	0	0	0	0	0	0	0	5
15:30	0	0	0	1	1	0	0	0	0	0	0	0	0	2
15:45	1	0	2	2	1	0	0	0	0	0	0	0	0	6
16:00	1	3	2	2	1	0	0	0	0	0	0	0	0	9
16:15	2	1	4	1	0	0	0	0	0	0	0	0	0	8
16:30	1	1	1	0	2	0	0	0	0	0	0	0	0	5
16:45	1	0	0	0	0	0	0	0	0	0	0	0	0	1
17:00	0	0	0	0	1	0	0	0	0	0	0	0	0	1
17:15	0	0	0	1	1	0	0	0	0	0	0	0	0	2
17:30	0	0	0	1	1	0	0	0	0	0	0	0	0	2
17:45	0	0	0	0	0	0	0	0	0	0	0	0	0	0
18:00	1	0	1	2	0	0	0	0	0	0	0	0	0	4
18:15	3	1	1	0	0	0	0	0	0	0	0	0	0	5
18:30	0	0	0	0	0	0	0	0	0	0	0	0	0	0
18:45	0	0	0	1	0	0	0	0	0	0	0	0	0	1
19:00	0	0	1	0	0	0	0	0	0	0	0	0	0	1
19:15	1	0	0	1	0	0	0	0	0	0	0	0	0	2
19:30	0	0	0	0	1	0	0	0	0	0	0	0	0	1
19:45	0	0	0	0	0	0	0	0	0	0	0	0	0	0
20:00	0	1	0	0	0	0	0	0	0	0	0	0	0	1
20:15	0	0	0	0	0	0	0	0	0	0	0	0	0	0
20:30	0	0	0	0	0	0	0	0	0	0	0	0	0	0
20:45	0	0	0	0	0	0	0	0	0	0	0	0	0	0
21:00	0	0	2	0	0	0	0	0	0	0	0	0	0	2
21:15	0	0	0	0	1	0	0	0	0	0	0	0	0	1
21:30	0	0	1	0	1	0	0	0	0	0	0	0	0	2
21:45	0	1	0	0	0	0	0	0	0	0	0	0	0	1
22:00	0	0	0	0	0	0	0	0	0	0	0	0	0	0
22:15	0	0	0	0	0	0	0	0	0	0	0	0	0	0
22:30	0	0	0	0	0	0	0	0	0	0	0	0	0	0
22:45	0	0	0	0	0	0	0	0	0	0	0	0	0	0
23:00	0	0	0	0	0	0	0	0	0	0	0	0	0	0
23:15	0	0	1	0	0	0	0	0	0	0	0	0	0	1
23:30	0	0	0	0	0	0	0	0	0	0	0	0	0	0
23:45	0	0	0	0	0	0	0	0	0	0	0	0	0	0
Totals	46	50	83	77	38	5	1							300
% of Totals	15%	17%	28%	26%	13%	2%	0%							100%

AM Volumes	18	26	43	44	18	2	1	0	0	0	0	0	0	152
% AM	6%	9%	14%	15%	6%	1%	0%							51%
AM Peak Hour	7:30	7:00	7:00	7:15	7:00	5:45	7:00							7:00
Volume	10	19	27	29	13	1	1							97
PM Volumes	28	24	40	33	20	3	0	0	0	0	0	0	0	148
% PM	9%	8%	13%	11%	7%	1%								49%
PM Peak Hour	14:15	14:30	14:15	14:30	13:00	13:45								14:30
Volume	12	14	13	16	5	2								57

Directional Peak Periods	AM 7-9			NOON 12-2			PM 4-6			Off Peak Volumes		
All Classes	Volume	⟷	%	Volume	⟷	%	Volume	⟷	%	Volume	⟷	%
	109		36%	26		9%	28		9%	137		46%

Street Name	Direction	Percentiles					
		15th	50th	Average	85th	95th	ADT
S Virginia Ave	North Bound	17	24	24	30	34	273
S Virginia Ave	South Bound	15	23	23	30	34	300

Prepared by National Data & Surveying Services

SPEED

S Virginia Ave Bet. W Verdugo Ave & W Oak St

Day: Wednesday
Date: 1/19/2022

City: Burbank
Project #: CA22_020022_029

Summary

Time	< 15	15 - 19	20 - 24	25 - 29	30 - 34	35 - 39	40 - 44	45 - 49	50 - 54	55 - 59	60 - 64	65 - 69	70 +	Total
0:00 AM	0	0	0	0	0	0	0	0	0	0	0	0	0	0
0:15	0	0	0	0	0	0	0	0	0	0	0	0	0	0
0:30	0	0	0	0	0	0	0	0	0	0	0	0	0	0
0:45	1	0	1	0	0	0	0	0	0	0	0	0	0	2
1:00	0	0	0	0	0	0	0	0	0	0	0	0	0	0
1:15	0	0	0	0	0	0	0	0	0	0	0	0	0	0
1:30	0	0	0	0	0	0	0	0	0	0	0	0	0	0
1:45	0	0	0	0	0	0	0	0	0	0	0	0	0	0
2:00	0	0	0	0	0	0	0	0	0	0	0	0	0	0
2:15	0	0	0	0	0	0	0	0	0	0	0	0	0	0
2:30	0	0	0	0	0	0	0	0	0	0	0	0	0	0
2:45	0	0	0	0	0	0	0	0	0	0	0	0	0	0
3:00	0	0	0	0	0	0	0	0	0	0	0	0	0	0
3:15	0	0	0	0	0	0	0	0	0	0	0	0	0	0
3:30	0	0	0	0	0	0	0	0	0	0	0	0	0	0
3:45	0	0	0	0	0	0	0	0	0	0	0	0	0	0
4:00	0	0	0	0	0	0	0	0	0	0	0	0	0	0
4:15	0	0	1	0	0	0	0	0	0	0	0	0	0	1
4:30	0	0	0	0	0	0	0	0	0	0	0	0	0	0
4:45	0	0	0	0	0	0	0	0	0	0	0	0	0	0
5:00	0	0	0	0	0	0	0	0	0	0	0	0	0	0
5:15	1	0	1	1	0	0	0	0	0	0	0	0	0	3
5:30	0	0	0	0	0	0	0	0	0	0	0	0	0	0
5:45	0	0	1	0	0	0	0	0	0	0	0	0	0	1
6:00	0	0	1	1	1	0	0	0	0	0	0	0	0	3
6:15	0	3	1	0	0	0	0	0	0	0	0	0	0	4
6:30	0	0	0	1	0	1	0	0	0	0	0	0	0	2
6:45	0	1	6	1	1	0	0	0	0	0	0	0	0	9
7:00	0	2	3	3	3	0	0	0	0	0	0	0	0	11
7:15	0	0	2	3	1	0	0	0	0	0	0	0	0	6
7:30	2	12	11	15	5	0	0	0	0	0	0	0	0	45
7:45	9	13	36	31	9	1	1	0	0	0	0	0	0	100
8:00	1	0	1	3	2	1	0	0	0	0	0	0	0	8
8:15	1	0	2	2	1	0	0	0	0	0	0	0	0	6
8:30	2	2	1	1	0	1	0	0	0	0	0	0	0	7
8:45	0	2	3	0	0	0	0	0	0	0	0	0	0	5
9:00	0	1	2	1	0	1	0	0	0	0	0	0	0	5
9:15	0	0	1	2	1	0	0	0	0	0	0	0	0	4
9:30	2	0	2	0	2	0	0	0	0	0	0	0	0	6
9:45	0	2	2	2	0	0	0	0	0	0	0	0	0	6
10:00	2	2	1	0	1	0	0	0	0	0	0	0	0	6
10:15	0	0	2	0	1	0	0	0	0	0	0	0	0	3
10:30	0	0	1	2	1	1	0	0	0	0	0	0	0	5
10:45	1	0	1	1	1	0	0	0	0	0	0	0	0	4
11:00	1	2	2	3	0	0	0	0	0	0	0	0	0	8
11:15	0	1	2	1	0	1	0	0	0	0	0	0	0	5
11:30	2	1	1	3	0	0	0	0	0	0	0	0	0	7
11:45	0	3	0	1	1	0	0	0	0	0	0	0	0	5
12:00 PM	0	0	3	0	2	0	0	0	0	0	0	0	0	5
12:15	1	0	1	2	1	0	0	0	0	0	0	0	0	5
12:30	2	0	5	1	1	0	0	0	0	0	0	0	0	9
12:45	1	1	3	2	1	0	0	0	0	0	0	0	0	8
13:00	0	4	0	1	1	0	0	0	0	0	0	0	0	6
13:15	2	0	1	0	2	1	0	0	0	0	0	0	0	6
13:30	0	2	3	2	2	0	0	0	0	0	0	0	0	9
13:45	0	1	1	1	2	0	0	0	0	0	0	0	0	5
14:00	1	1	0	2	1	0	0	0	0	0	0	0	0	5
14:15	3	0	1	0	1	1	0	0	0	0	0	0	0	6
14:30	1	3	3	9	3	1	0	0	0	0	0	0	0	20
14:45	5	6	7	3	0	0	0	0	0	0	0	0	0	21
15:00	12	13	17	9	2	0	0	0	0	0	0	0	0	53
15:15	1	1	0	8	0	2	0	0	0	0	0	0	0	12
15:30	0	0	1	3	1	0	0	0	0	0	0	0	0	5
15:45	2	0	4	5	3	0	0	0	0	0	0	0	0	14
16:00	2	3	3	4	1	0	0	0	0	0	0	0	0	13
16:15	2	1	7	2	0	0	0	0	0	0	0	0	0	12
16:30	1	2	3	2	2	0	0	0	0	0	0	0	0	10
16:45	1	2	1	1	1	0	0	0	0	0	0	0	0	6
17:00	1	0	1	3	2	0	0	0	0	0	0	0	0	7
17:15	0	0	0	2	1	0	0	0	0	0	0	0	0	3
17:30	0	0	1	1	2	0	0	0	0	0	0	0	0	4
17:45	0	0	0	1	0	0	0	0	0	0	0	0	0	1
18:00	1	0	2	2	0	0	0	0	0	0	0	0	0	5
18:15	3	1	2	1	0	0	0	0	0	0	0	0	0	7
18:30	0	0	0	1	0	0	0	0	0	0	0	0	0	1
18:45	0	0	0	2	0	1	0	0	0	0	0	0	0	3
19:00	0	1	1	0	0	0	0	0	0	0	0	0	0	2
19:15	2	0	2	1	0	0	0	0	0	0	0	0	0	5
19:30	0	0	2	2	1	0	0	0	0	0	0	0	0	5
19:45	0	0	0	1	1	0	0	0	0	0	0	0	0	2
20:00	0	1	0	0	0	0	0	0	0	0	0	0	0	1
20:15	0	0	0	0	1	1	0	0	0	0	0	0	0	2
20:30	0	1	1	0	0	0	0	0	0	0	0	0	0	2
20:45	0	0	0	0	0	0	0	0	0	0	0	0	0	0
21:00	0	0	2	0	1	0	0	0	0	0	0	0	0	3
21:15	0	0	0	1	1	0	0	0	0	0	0	0	0	2
21:30	0	0	2	1	1	0	0	0	0	0	0	0	0	4
21:45	0	1	0	0	0	0	0	0	0	0	0	0	0	1
22:00	0	0	1	1	0	1	0	0	0	0	0	0	0	3
22:15	0	0	0	1	0	0	0	0	0	0	0	0	0	1
22:30	0	0	0	0	0	0	0	0	0	0	0	0	0	0
22:45	0	0	1	0	0	0	0	0	0	0	0	0	0	1
23:00	0	0	0	0	0	0	0	0	0	0	0	0	0	0
23:15	0	0	1	0	0	0	0	0	0	0	0	0	0	1
23:30	0	0	0	0	0	0	0	0	0	0	0	0	0	0
23:45	0	0	0	0	0	0	0	0	0	0	0	0	0	0
Totals	69	92	171	156	69	15	1							573
% of Totals	12%	16%	30%	27%	12%	3%	0%							100%

AM Volumes	25	47	88	78	31	7	1	0	0	0	0	0	0	277
% AM	4%	8%	15%	14%	5%	1%	0%							48%
AM Peak Hour	7:30	7:00	7:00	7:00	7:00	7:45	7:00							7:00
Volume	13	27	52	52	18	3	1							162
PM Volumes	44	45	83	78	38	8	0	0	0	0	0	0	0	296
% PM	8%	8%	14%	14%	7%	1%								52%
PM Peak Hour	14:15	14:30	14:15	14:30	13:00	14:30								14:30
Volume	21	23	28	29	7	3								106

Directional Peak Periods	AM 7-9			NOON 12-2			PM 4-6			Off Peak Volumes		
All Classes	Volume	⟷	%	Volume	⟷	%	Volume	⟷	%	Volume	⟷	%
	188		33%	53		9%	56		10%	276		48%

Street Name	Direction	Percentiles					
		15th	50th	Average	85th	95th	ADT
S Virginia Ave	Summary	16	24	23	30	34	573

Prepared by National Data & Surveying Services

SPEED

S Virginia Ave Bet. W Verdugo Ave & W Oak St

Day: Wednesday
Date: 1/19/2022

City: Burbank
Project #: CA22_020022_029n

North Bound

Time	< 15	15 - 19	20 - 24	25 - 29	30 - 34	35 - 39	40 - 44	45 - 49	50 - 54	55 - 59	60 - 64	65 - 69	70 +	Total
0:00 AM	1	0	1	0	0	0	0	0	0	0	0	0	0	2
1:00	0	0	0	0	0	0	0	0	0	0	0	0	0	0
2:00	0	0	0	0	0	0	0	0	0	0	0	0	0	0
3:00	0	0	0	0	0	0	0	0	0	0	0	0	0	0
4:00	0	0	0	0	0	0	0	0	0	0	0	0	0	0
5:00	1	0	1	0	0	0	0	0	0	0	0	0	0	2
6:00	0	4	3	2	0	0	0	0	0	0	0	0	0	9
7:00	2	8	25	24	5	1	0	0	0	0	0	0	0	65
8:00	1	3	4	2	3	1	0	0	0	0	0	0	0	14
9:00	1	1	5	4	1	1	0	0	0	0	0	0	0	13
10:00	0	1	3	1	3	1	0	0	0	0	0	0	0	9
11:00	1	4	3	1	1	1	0	0	0	0	0	0	0	11
12:00 PM	2	1	5	2	4	0	0	0	0	0	0	0	0	14
13:00	0	6	1	3	2	1	0	0	0	0	0	0	0	13
14:00	3	2	2	4	2	0	0	0	0	0	0	0	0	13
15:00	8	7	16	15	4	1	0	0	0	0	0	0	0	51
16:00	1	3	7	6	1	0	0	0	0	0	0	0	0	18
17:00	1	0	2	5	2	0	0	0	0	0	0	0	0	10
18:00	0	0	2	3	0	1	0	0	0	0	0	0	0	6
19:00	1	1	4	3	1	0	0	0	0	0	0	0	0	10
20:00	0	1	1	0	1	1	0	0	0	0	0	0	0	4
21:00	0	0	1	2	1	0	0	0	0	0	0	0	0	4
22:00	0	0	2	2	0	1	0	0	0	0	0	0	0	5
23:00	0	0	0	0	0	0	0	0	0	0	0	0	0	0
Totals	23	42	88	79	31	10								273
% of Totals	8%	15%	32%	29%	11%	4%								100%

AM Volumes	7	21	45	34	13	5	0	0	0	0	0	0	0	125
% AM	3%	8%	16%	12%	5%	2%								46%
AM Peak Hour	7:00	7:00	7:00	7:00	7:00	7:00								7:00
Volume	2	8	25	24	5	1								65
PM Volumes	16	21	43	45	18	5	0	0	0	0	0	0	0	148
% PM	6%	8%	16%	16%	7%	2%								54%
PM Peak Hour	15:00	15:00	15:00	15:00	12:00	13:00								15:00
Volume	8	7	16	15	4	1								51

Directional Peak Periods	AM 7-9			NOON 12-2			PM 4-6			Off Peak Volumes		
All Speeds	Volume	↔	%	Volume	↔	%	Volume	↔	%	Volume	↔	%
	79		29%	27		10%	28		10%	139		51%

Street Name	Direction	Percentiles					
		15th	50th	Average	85th	95th	ADT
S Virginia Ave	North Bound	17	24	24	30	34	273
S Virginia Ave	South Bound	15	23	23	30	34	300

Prepared by National Data & Surveying Services

SPEED

S Virginia Ave Bet. W Verdugo Ave & W Oak St

Day: Wednesday
Date: 1/19/2022

City: Burbank
Project #: CA22_020022_029s

South Bound

Time	< 15	15 - 19	20 - 24	25 - 29	30 - 34	35 - 39	40 - 44	45 - 49	50 - 54	55 - 59	60 - 64	65 - 69	70 +	Total
0:00 AM	0	0	0	0	0	0	0	0	0	0	0	0	0	**0**
1:00	0	0	0	0	0	0	0	0	0	0	0	0	0	**0**
2:00	0	0	0	0	0	0	0	0	0	0	0	0	0	**0**
3:00	0	0	0	0	0	0	0	0	0	0	0	0	0	**0**
4:00	0	0	1	0	0	0	0	0	0	0	0	0	0	**1**
5:00	0	0	1	1	0	0	0	0	0	0	0	0	0	**2**
6:00	0	0	5	1	2	1	0	0	0	0	0	0	0	**9**
7:00	9	19	27	28	13	0	1	0	0	0	0	0	0	**97**
8:00	3	1	3	4	0	1	0	0	0	0	0	0	0	**12**
9:00	1	2	2	1	2	0	0	0	0	0	0	0	0	**8**
10:00	3	1	2	2	1	0	0	0	0	0	0	0	0	**9**
11:00	2	3	2	7	0	0	0	0	0	0	0	0	0	**14**
12:00 PM	2	0	7	3	1	0	0	0	0	0	0	0	0	**13**
13:00	2	1	4	1	5	0	0	0	0	0	0	0	0	**13**
14:00	7	8	9	10	3	2	0	0	0	0	0	0	0	**39**
15:00	7	7	6	10	2	1	0	0	0	0	0	0	0	**33**
16:00	5	5	7	3	3	0	0	0	0	0	0	0	0	**23**
17:00	0	0	0	2	3	0	0	0	0	0	0	0	0	**5**
18:00	4	1	2	3	0	0	0	0	0	0	0	0	0	**10**
19:00	1	0	1	1	1	0	0	0	0	0	0	0	0	**4**
20:00	0	1	0	0	0	0	0	0	0	0	0	0	0	**1**
21:00	0	1	3	0	2	0	0	0	0	0	0	0	0	**6**
22:00	0	0	0	0	0	0	0	0	0	0	0	0	0	**0**
23:00	0	0	1	0	0	0	0	0	0	0	0	0	0	**1**
Totals	**46**	**50**	**83**	**77**	**38**	**5**	**1**							**300**
% of Totals	15%	17%	28%	26%	13%	2%	0%							100%

AM Volumes	18	26	43	44	18	2	1	0	0	0	0	0	0	152
% AM	6%	9%	14%	15%	6%	1%	0%							51%
AM Peak Hour	7:00	7:00	7:00	7:00	7:00	6:00	7:00							7:00
Volume	9	19	27	28	13	1	1							97
PM Volumes	28	24	40	33	20	3	0	0	0	0	0	0	0	148
% PM	9%	8%	13%	11%	7%	1%								49%
PM Peak Hour	14:00	14:00	14:00	14:00	13:00	14:00								14:00
Volume	7	8	9	10	5	2								39

Directional Peak Periods	**AM 7-9**			**NOON 12-2**			**PM 4-6**			**Off Peak Volumes**		
All Speeds	Volume	↔	%	Volume	↔	%	Volume	↔	%	Volume	↔	%
	109		36%	26		9%	28		9%	137		46%

Street Name	Direction	Percentiles					
		15th	50th	Average	85th	95th	ADT
S Virginia Ave	North Bound	17	24	24	30	34	273
S Virginia Ave	South Bound	15	23	23	30	34	300

Prepared by National Data & Surveying Services

SPEED

S Virginia Ave Bet. W Verdugo Ave & W Oak St

Day: Wednesday
Date: 1/19/2022

City: Burbank
Project #: CA22_020022_029

Summary

Time	< 15	15 - 19	20 - 24	25 - 29	30 - 34	35 - 39	40 - 44	45 - 49	50 - 54	55 - 59	60 - 64	65 - 69	70 +	Total
0:00 AM	1	0	1	0	0	0	0	0	0	0	0	0	0	2
1:00	0	0	0	0	0	0	0	0	0	0	0	0	0	0
2:00	0	0	0	0	0	0	0	0	0	0	0	0	0	0
3:00	0	0	0	0	0	0	0	0	0	0	0	0	0	0
4:00	0	0	1	0	0	0	0	0	0	0	0	0	0	1
5:00	1	0	2	1	0	0	0	0	0	0	0	0	0	4
6:00	0	4	8	3	2	1	0	0	0	0	0	0	0	18
7:00	11	27	52	52	18	1	1	0	0	0	0	0	0	162
8:00	4	4	7	6	3	2	0	0	0	0	0	0	0	26
9:00	2	3	7	5	3	1	0	0	0	0	0	0	0	21
10:00	3	2	5	3	4	1	0	0	0	0	0	0	0	18
11:00	3	7	5	8	1	1	0	0	0	0	0	0	0	25
12:00 PM	4	1	12	5	5	0	0	0	0	0	0	0	0	27
13:00	2	7	5	4	7	1	0	0	0	0	0	0	0	26
14:00	10	10	11	14	5	2	0	0	0	0	0	0	0	52
15:00	15	14	22	25	6	2	0	0	0	0	0	0	0	84
16:00	6	8	14	9	4	0	0	0	0	0	0	0	0	41
17:00	1	0	2	7	5	0	0	0	0	0	0	0	0	15
18:00	4	1	4	6	0	1	0	0	0	0	0	0	0	16
19:00	2	1	5	4	2	0	0	0	0	0	0	0	0	14
20:00	0	2	1	0	1	1	0	0	0	0	0	0	0	5
21:00	0	1	4	2	3	0	0	0	0	0	0	0	0	10
22:00	0	0	2	2	0	1	0	0	0	0	0	0	0	5
23:00	0	0	1	0	0	0	0	0	0	0	0	0	0	1
Totals	69	92	171	156	69	15	1							573
% of Totals	12%	16%	30%	27%	12%	3%	0%							100%

AM Volumes	25	47	88	78	31	7	1	0	0	0	0	0	0	277
% AM	4%	8%	15%	14%	5%	1%	0%							48%
AM Peak Hour	7:00	7:00	7:00	7:00	7:00	8:00	7:00							7:00
Volume	11	27	52	52	18	2	1							162
PM Volumes	44	45	83	78	38	8	0	0	0	0	0	0	0	296
% PM	8%	8%	14%	14%	7%	1%								52%
PM Peak Hour	15:00	15:00	15:00	15:00	13:00	14:00								15:00
Volume	15	14	22	25	7	2								84

Directional Peak Periods	AM 7-9			NOON 12-2			PM 4-6			Off Peak Volumes		
All Speeds	Volume		%	Volume		%	Volume		%	Volume		%
	188	↔	33%	53	↔	9%	56	↔	10%	276	↔	48%

Street Name	Direction	Percentiles					
		15th	50th	Average	85th	95th	ADT
S Virginia Ave	Summary	16	24	23	30	34	573

Prepared by NDS/ATD

Prepared by National Data & Surveying Services

VOLUME

S Virginia Ave Bet. W Verdugo Ave & W Oak St

Day: Wednesday
Date: 1/19/2022

City: Burbank
Project #: CA22_020022_029

DAILY TOTALS	NB	SB	EB	WB	Total
	273	300	0	0	573

AM Period	NB		SB		EB	WB	TOTAL		PM Period	NB		SB		EB	WB	TOTAL	
0:00	0		0		0	0			12:00	2		3		0	0	5	
0:15	0		0		0	0			12:15	3		2		0	0	5	
0:30	0		0		0	0			12:30	4		5		0	0	9	
0:45	2	2	0		0	0	2	2	12:45	5	14	3	13	0	0	8	27
1:00	0		0		0	0			13:00	6		0		0	0	6	
1:15	0		0		0	0			13:15	1		5		0	0	6	
1:30	0		0		0	0			13:30	4		5		0	0	9	
1:45	0		0		0	0			13:45	2	13	3	13	0	0	5	26
2:00	0		0		0	0			14:00	2		3		0	0	5	
2:15	0		0		0	0			14:15	2		4		0	0	6	
2:30	0		0		0	0			14:30	3		17		0	0	20	
2:45	0		0		0	0			14:45	6	13	15	39	0	0	21	52
3:00	0		0		0	0			15:00	33		20		0	0	53	
3:15	0		0		0	0			15:15	7		5		0	0	12	
3:30	0		0		0	0			15:30	3		2		0	0	5	
3:45	0		0		0	0			15:45	8	51	6	33	0	0	14	84
4:00	0		0		0	0			16:00	4		9		0	0	13	
4:15	0		1		0	0	1		16:15	4		8		0	0	12	
4:30	0		0		0	0			16:30	5		5		0	0	10	
4:45	0		0	1	0	0		1	16:45	5	18	1	23	0	0	6	41
5:00	0		0		0	0			17:00	6		1		0	0	7	
5:15	1		2		0	0	3		17:15	1		2		0	0	3	
5:30	0		0		0	0			17:30	2		2		0	0	4	
5:45	1	2	0	2	0	0	1	4	17:45	1	10	0	5	0	0	1	15
6:00	1		2		0	0	3		18:00	1		4		0	0	5	
6:15	3		1		0	0	4		18:15	2		5		0	0	7	
6:30	0		2		0	0	2		18:30	1		0		0	0	1	
6:45	5	9	4	9	0	0	9	18	18:45	2	6	1	10	0	0	3	16
7:00	6		5		0	0	11		19:00	1		1		0	0	2	
7:15	2		4		0	0	6		19:15	3		2		0	0	5	
7:30	15		30		0	0	45		19:30	4		1		0	0	5	
7:45	42	65	58	97	0	0	100	162	19:45	2	10	0	4	0	0	2	14
8:00	6		2		0	0	8		20:00	0		1		0	0	1	
8:15	2		4		0	0	6		20:15	2		0		0	0	2	
8:30	2		5		0	0	7		20:30	2		0		0	0	2	
8:45	4	14	1	12	0	0	5	26	20:45	0	4	0	1	0	0		5
9:00	5		0		0	0	5		21:00	1		2		0	0	3	
9:15	3		1		0	0	4		21:15	1		1		0	0	2	
9:30	3		3		0	0	6		21:30	2		2		0	0	4	
9:45	2	13	4	8	0	0	6	21	21:45	0	4	1	6	0	0	1	10
10:00	3		3		0	0	6		22:00	3		0		0	0	3	
10:15	2		1		0	0	3		22:15	1		0		0	0	1	
10:30	1		4		0	0	5		22:30	0		0		0	0		
10:45	3	9	1	9	0	0	4	18	22:45	1	5	0		0	0	1	5
11:00	4		4		0	0	8		23:00	0		0		0	0		
11:15	1		4		0	0	5		23:15	0		1		0	0	1	
11:30	3		4		0	0	7		23:30	0		0		0	0		
11:45	3	11	2	14	0	0	5	25	23:45	0		0	1	0	0		1
TOTALS		125		152				277	TOTALS		148		148				296
SPLIT %		45.1%		54.9%				48.3%	SPLIT %		50.0%		50.0%				51.7%

DAILY TOTALS	NB	SB	EB	WB	Total
	273	300	0	0	573

AM Peak Hour	7:00	7:00			7:00	PM Peak Hour	15:00	14:30			14:30
AM Pk Volume	65	97			162	PM Pk Volume	51	57			106
Pk Hr Factor	0.387	0.418			0.405	Pk Hr Factor	0.386	0.713			0.500
7 - 9 Volume	79	109	0	0	188	4 - 6 Volume	28	28	0	0	56
7 - 9 Peak Hour	7:00	7:00			7:00	4 - 6 Peak Hour	16:15	16:00			16:00
7 - 9 Pk Volume	65	97	0	0	162	4 - 6 Pk Volume	20	23	0	0	41
Pk Hr Factor	0.387	0.418	0.000	0.000	0.405	Pk Hr Factor	0.833	0.639	0.000	0.000	0.788

Prepared by NDS/ATD

Project #: CA22_020022_029 **City:** Burbank

Location: S Virginia Ave Bet. W Verdugo Ave & W Oak **Date:** 1/19/2022

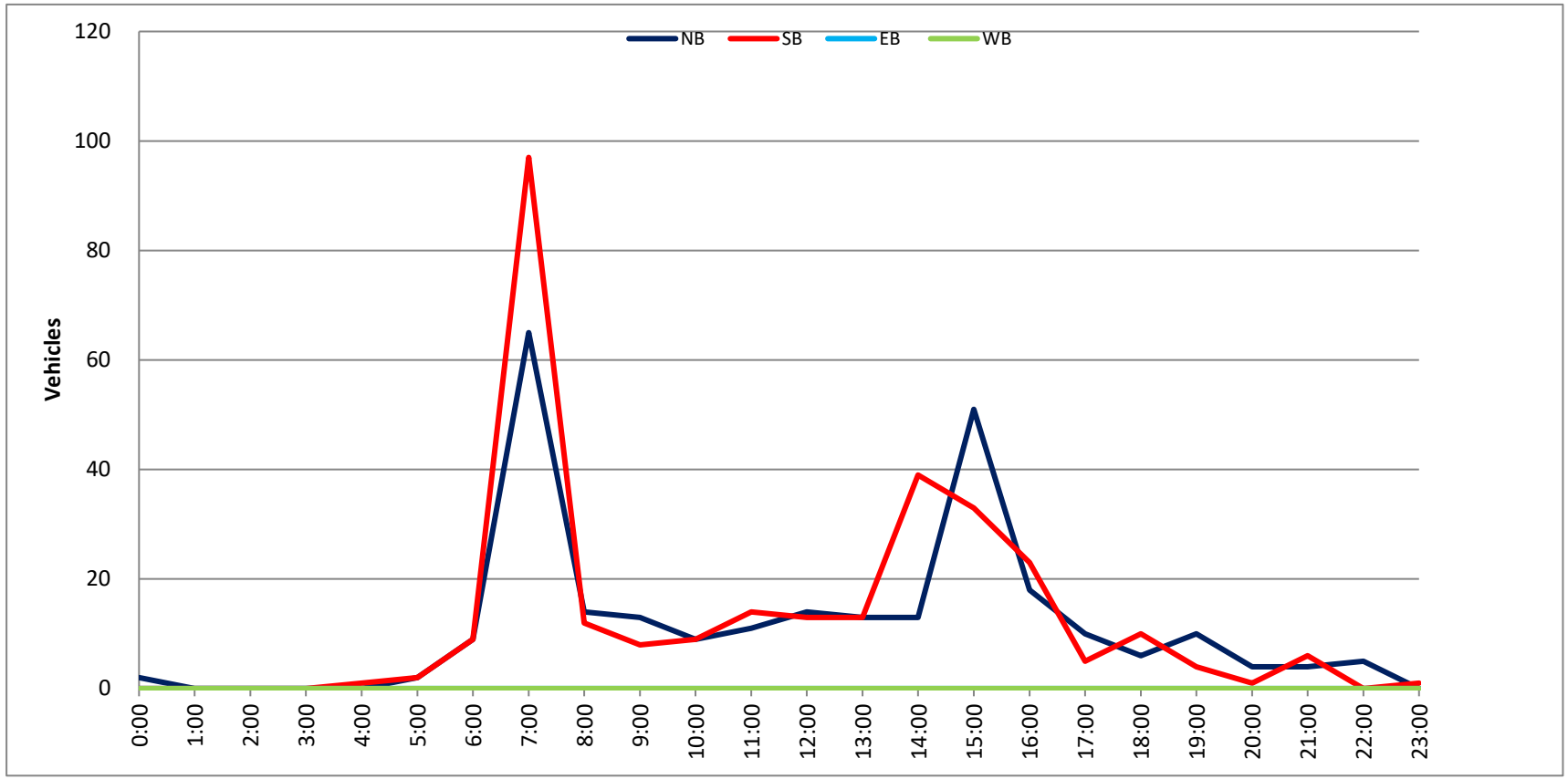

Prepared by National Data & Surveying Services

SPEED

S Virginia Ave Bet. W Verdugo Ave & W Oak St

Day: Thursday
Date: 1/20/2022

City: Burbank
Project #: CA22_020022_029n

North Bound

Time	< 15	15 - 19	20 - 24	25 - 29	30 - 34	35 - 39	40 - 44	45 - 49	50 - 54	55 - 59	60 - 64	65 - 69	70 +	Total
0:00 AM	0	0	0	0	0	0	0	0	0	0	0	0	0	0
0:15	0	0	0	0	0	0	0	0	0	0	0	0	0	0
0:30	0	0	0	0	0	0	0	0	0	0	0	0	0	0
0:45	0	0	0	0	0	0	0	0	0	0	0	0	0	0
1:00	0	0	0	0	0	0	0	0	0	0	0	0	0	0
1:15	0	0	0	0	0	0	0	0	0	0	0	0	0	0
1:30	0	0	0	0	0	0	0	0	0	0	0	0	0	0
1:45	0	0	0	0	0	0	0	0	0	0	0	0	0	0
2:00	0	0	0	0	0	0	0	0	0	0	0	0	0	0
2:15	0	0	0	0	0	0	0	0	0	0	0	0	0	0
2:30	0	0	0	0	0	0	0	0	0	0	0	0	0	0
2:45	0	0	0	0	0	0	0	0	0	0	0	0	0	0
3:00	0	0	0	0	0	0	0	0	0	0	0	0	0	0
3:15	0	0	0	0	0	0	0	0	0	0	0	0	0	0
3:30	0	0	0	0	0	0	0	0	0	0	0	0	0	0
3:45	0	0	0	0	0	0	0	0	0	0	0	0	0	0
4:00	0	0	0	0	0	0	0	0	0	0	0	0	0	0
4:15	0	0	0	0	0	0	0	0	0	0	0	0	0	0
4:30	0	0	0	0	0	0	0	0	0	0	0	0	0	0
4:45	0	0	0	0	0	0	0	0	0	0	0	0	0	0
5:00	0	0	0	0	0	0	0	0	0	0	0	0	0	0
5:15	1	0	0	0	0	0	0	0	0	0	0	0	0	1
5:30	0	0	1	0	0	0	0	0	0	0	0	0	0	1
5:45	0	0	0	0	0	0	0	0	0	0	0	0	0	0
6:00	0	0	1	0	0	0	0	0	0	0	0	0	0	1
6:15	0	0	1	0	0	0	0	0	0	0	0	0	0	1
6:30	1	0	2	0	0	0	0	0	0	0	0	0	0	3
6:45	0	0	1	1	1	1	0	0	0	0	0	0	0	4
7:00	0	0	0	3	0	0	0	0	0	0	0	0	0	3
7:15	0	0	0	2	1	1	0	0	0	0	0	0	0	4
7:30	1	1	5	10	3	0	0	0	0	0	0	0	0	20
7:45	0	3	11	16	2	0	0	0	0	0	0	0	0	32
8:00	1	0	0	4	2	1	0	0	0	0	0	0	0	8
8:15	0	0	0	2	0	0	0	0	0	0	0	0	0	2
8:30	2	0	0	0	0	0	0	0	0	0	0	0	0	2
8:45	0	0	0	2	1	0	0	0	0	0	0	0	0	3
9:00	0	0	0	1	0	1	0	0	0	0	0	0	0	2
9:15	0	0	0	0	0	0	0	0	0	0	0	0	0	0
9:30	0	0	0	3	1	0	0	0	0	0	0	0	0	4
9:45	0	0	0	0	0	0	0	0	0	0	0	0	0	0
10:00	0	0	0	0	0	1	0	0	0	0	0	0	0	1
10:15	0	0	0	1	1	0	0	0	0	0	0	0	0	2
10:30	0	0	0	1	1	0	0	0	0	0	0	0	0	2
10:45	1	1	0	1	0	0	0	0	0	0	0	0	0	3
11:00	2	1	1	0	2	0	0	0	0	0	0	0	0	6
11:15	4	2	0	0	1	0	0	0	0	0	0	0	0	7
11:30	0	1	1	2	0	0	0	0	0	0	0	0	0	4
11:45	0	0	3	1	0	0	0	0	0	0	0	0	0	4
12:00 PM	0	1	2	0	1	0	0	0	0	0	0	0	0	4
12:15	0	0	0	1	0	0	0	0	0	0	0	0	0	1
12:30	0	1	0	1	0	0	0	0	0	0	0	0	0	2
12:45	0	1	0	0	1	0	0	0	0	0	0	0	0	2
13:00	1	1	1	1	1	0	0	0	0	0	0	0	0	5
13:15	0	0	1	1	0	1	0	0	0	0	0	0	0	3
13:30	1	0	0	1	0	0	0	0	0	0	0	0	0	2
13:45	1	0	1	1	0	0	0	0	0	0	0	0	0	3
14:00	1	0	0	1	0	0	0	0	0	0	0	0	0	2
14:15	1	0	2	0	1	0	0	0	0	0	0	0	0	4
14:30	0	1	0	0	1	1	0	0	0	0	0	0	0	3
14:45	0	3	3	0	1	0	0	0	0	0	0	0	0	7
15:00	9	13	7	7	2	1	0	0	0	0	0	0	0	39
15:15	1	1	4	3	0	0	0	0	0	0	0	0	0	9
15:30	0	0	1	2	0	0	0	0	0	0	0	0	0	3
15:45	0	0	1	2	1	0	0	0	0	0	0	0	0	4
16:00	1	0	1	2	2	0	0	0	0	0	0	0	0	6
16:15	0	0	1	2	0	0	0	0	0	0	0	0	0	3
16:30	0	0	1	2	3	0	0	0	0	0	0	0	0	6
16:45	1	0	0	2	0	1	0	0	0	0	0	0	0	4
17:00	0	1	1	3	1	0	0	0	0	0	0	0	0	6
17:15	0	0	1	1	0	0	0	0	0	0	0	0	0	2
17:30	0	0	3	2	1	0	0	0	0	0	0	0	0	6
17:45	1	0	3	2	0	0	0	0	0	0	0	0	0	6
18:00	0	0	1	2	0	0	0	0	0	0	0	0	0	3
18:15	0	0	2	1	0	0	0	0	0	0	0	0	0	3
18:30	0	0	2	1	1	0	0	0	0	0	0	0	0	4
18:45	0	0	2	1	0	0	0	0	0	0	0	0	0	3
19:00	0	0	1	1	0	0	0	0	0	0	0	0	0	2
19:15	0	0	1	0	0	0	0	0	0	0	0	0	0	1
19:30	0	0	0	2	0	0	0	0	0	0	0	0	0	2
19:45	1	0	0	1	0	0	0	0	0	0	0	0	0	2
20:00	0	0	0	0	0	0	0	0	0	0	0	0	0	0
20:15	0	0	0	0	0	0	0	0	0	0	0	0	0	0
20:30	1	0	1	0	0	0	0	0	0	0	0	0	0	2
20:45	0	0	0	1	0	0	0	0	0	0	0	0	0	1
21:00	0	0	0	2	0	0	0	0	0	0	0	0	0	2
21:15	0	0	0	1	0	0	0	0	0	0	0	0	0	1
21:30	0	0	0	1	1	0	0	0	0	0	0	0	0	2
21:45	0	1	0	1	1	0	0	0	0	0	0	0	0	3
22:00	0	0	1	0	1	0	0	0	0	0	0	0	0	2
22:15	0	0	0	0	0	0	0	0	0	0	0	0	0	0
22:30	1	0	0	0	0	0	0	0	0	0	0	0	0	1
22:45	0	0	0	1	0	0	0	0	0	0	0	0	0	1
23:00	0	0	0	0	0	0	0	0	0	0	0	0	0	0
23:15	0	0	0	0	0	0	0	0	0	0	0	0	0	0
23:30	0	0	0	0	0	0	0	0	0	0	0	0	0	0
23:45	0	0	0	0	0	0	0	0	0	0	0	0	0	0
Totals	34	33	72	103	36	9								287
% of Totals	12%	11%	25%	36%	13%	3%								100%

AM Volumes	13	9	27	50	16	5	0	0	0	0	0	0	0	120
% AM	5%	3%	9%	17%	6%	2%								42%
AM Peak Hour	10:30	10:45	7:00	7:15	7:15	6:30								7:15
Volume	7	5	16	32	8	2								64
PM Volumes	21	24	45	53	20	4	0	0	0	0	0	0	0	167
% PM	7%	8%	16%	18%	7%	1%								58%
PM Peak Hour	14:15	14:30	14:45	15:00	15:45	14:15								14:30
Volume	10	18	15	14	6	2								58

Directional Peak Periods	AM 7-9			NOON 12-2			PM 4-6			Off Peak Volumes		
All Classes	Volume	⟷	%	Volume	⟷	%	Volume	⟷	%	Volume	⟷	%
	74	⟷	26%	22	⟷	8%	39	⟷	14%	152	⟷	53%

Street Name	Direction	Percentiles					
		15th	50th	Average	85th	95th	ADT
S Virginia Ave	North Bound	16	25	24	30	34	287
S Virginia Ave	South Bound	17	24	24	32	36	307

Prepared by National Data & Surveying Services

SPEED

S Virginia Ave Bet. W Verdugo Ave & W Oak St

Day: Thursday
Date: 1/20/2022

City: Burbank
Project #: CA22_020022_029s

South Bound

Time	< 15	15 - 19	20 - 24	25 - 29	30 - 34	35 - 39	40 - 44	45 - 49	50 - 54	55 - 59	60 - 64	65 - 69	70 +	Total
0:00 AM	0	0	0	0	0	0	0	0	0	0	0	0	0	0
0:15	0	0	0	0	0	0	0	0	0	0	0	0	0	0
0:30	0	0	0	0	0	0	0	0	0	0	0	0	0	0
0:45	0	0	0	0	0	0	0	0	0	0	0	0	0	0
1:00	0	0	0	0	0	0	0	0	0	0	0	0	0	0
1:15	0	0	0	0	0	0	0	0	0	0	0	0	0	0
1:30	0	0	0	0	0	0	0	0	0	0	0	0	0	0
1:45	0	0	0	0	0	0	0	0	0	0	0	0	0	0
2:00	0	0	0	0	0	0	0	0	0	0	0	0	0	0
2:15	0	0	0	0	0	0	0	0	0	0	0	0	0	0
2:30	0	0	0	0	0	0	0	0	0	0	0	0	0	0
2:45	0	0	0	0	0	0	0	0	0	0	0	0	0	0
3:00	0	0	0	0	0	0	0	0	0	0	0	0	0	0
3:15	0	0	0	0	0	0	0	0	0	0	0	0	0	0
3:30	0	0	0	0	0	0	0	0	0	0	0	0	0	0
3:45	0	0	0	0	0	0	0	0	0	0	0	0	0	0
4:00	0	0	0	0	0	0	0	0	0	0	0	0	0	0
4:15	0	0	0	1	0	0	0	0	0	0	0	0	0	1
4:30	0	0	1	0	0	0	0	0	0	0	0	0	0	1
4:45	0	0	0	0	0	0	0	0	0	0	0	0	0	0
5:00	0	0	0	0	0	0	0	0	0	0	0	0	0	0
5:15	0	0	1	1	0	0	0	0	0	0	0	0	0	2
5:30	0	0	0	0	0	0	0	0	0	0	0	0	0	0
5:45	0	0	0	0	0	0	0	0	0	0	0	0	0	0
6:00	0	0	2	1	0	0	0	0	0	0	0	0	0	3
6:15	0	0	0	1	0	0	0	0	0	0	0	0	0	1
6:30	0	0	1	0	0	1	0	0	0	0	0	0	0	2
6:45	1	0	1	1	0	0	0	0	0	0	0	0	0	3
7:00	1	0	1	1	1	0	1	0	0	0	0	0	0	5
7:15	1	1	1	1	0	0	1	0	0	0	0	0	0	5
7:30	3	5	8	10	4	0	0	0	0	0	0	0	0	30
7:45	1	6	18	18	10	8	1	0	0	0	0	0	0	62
8:00	1	0	1	1	2	0	0	0	0	0	0	0	0	5
8:15	0	0	0	0	2	0	0	0	0	0	0	0	0	2
8:30	0	0	1	0	0	0	0	0	0	0	0	0	0	1
8:45	1	0	0	0	0	0	0	0	0	0	0	0	0	1
9:00	0	2	0	0	1	0	0	0	0	0	0	0	0	3
9:15	1	0	0	0	0	0	0	0	0	0	0	0	0	1
9:30	0	0	0	0	0	0	0	0	0	0	0	0	0	0
9:45	0	1	0	1	0	0	0	0	0	0	0	0	0	2
10:00	1	0	0	0	0	0	0	0	0	0	0	0	0	1
10:15	1	1	0	1	0	0	0	0	0	0	0	0	0	3
10:30	0	0	1	1	0	0	0	0	0	0	0	0	0	2
10:45	0	0	0	0	1	1	0	0	0	0	0	0	0	2
11:00	0	1	1	1	0	0	0	0	0	0	0	0	0	3
11:15	1	0	1	0	0	0	0	0	0	0	0	0	0	2
11:30	0	0	1	1	0	0	0	0	0	0	0	0	0	2
11:45	2	1	0	0	1	0	0	0	0	0	0	0	0	4
12:00 PM	0	0	0	1	0	0	0	0	0	0	0	0	0	1
12:15	0	0	0	0	1	0	0	0	0	0	0	0	0	1
12:30	0	0	0	0	1	0	0	0	0	0	0	0	0	1
12:45	0	1	0	0	1	0	0	0	0	0	0	0	0	2
13:00	1	0	1	1	1	0	0	0	0	0	0	0	0	4
13:15	0	0	0	1	1	0	0	0	0	0	0	0	0	2
13:30	0	1	0	0	0	0	0	0	0	0	0	0	0	1
13:45	0	0	2	0	0	0	0	0	0	0	0	0	0	2
14:00	0	0	1	0	1	0	0	0	0	0	0	0	0	2
14:15	0	0	1	0	3	1	0	0	0	0	0	0	0	5
14:30	0	3	8	5	4	1	0	0	0	0	0	0	0	21
14:45	3	3	4	5	1	0	0	0	0	0	0	0	0	16
15:00	6	8	7	5	1	0	0	0	0	0	0	0	0	27
15:15	0	1	2	4	0	0	0	0	0	0	0	0	0	7
15:30	0	0	0	0	1	0	0	0	0	0	0	0	0	1
15:45	0	0	0	0	1	0	0	0	0	0	0	0	0	1
16:00	0	0	4	2	2	0	0	0	0	0	0	0	0	8
16:15	1	0	2	0	0	0	0	0	0	0	0	0	0	3
16:30	1	0	0	3	0	0	0	0	0	0	0	0	0	4
16:45	0	0	1	0	0	0	0	0	0	0	0	0	0	1
17:00	1	0	2	0	0	0	0	0	0	0	0	0	0	3
17:15	0	1	1	3	0	0	1	0	0	0	0	0	0	6
17:30	0	1	2	0	2	0	0	0	0	0	0	0	0	5
17:45	0	2	1	1	0	0	0	0	0	0	0	0	0	4
18:00	0	0	1	0	0	0	0	0	0	0	0	0	0	1
18:15	1	0	1	2	0	0	0	0	0	0	0	0	0	4
18:30	0	0	1	1	1	0	0	0	0	0	0	0	0	3
18:45	0	0	0	1	0	0	0	0	0	0	0	0	0	1
19:00	0	0	1	2	0	0	0	0	0	0	0	0	0	3
19:15	0	0	1	0	0	0	0	0	0	0	0	0	0	1
19:30	0	0	0	0	0	0	0	0	0	0	0	0	0	0
19:45	1	0	0	0	0	0	0	0	0	0	0	0	0	1
20:00	0	0	2	1	0	0	0	0	0	0	0	0	0	3
20:15	0	0	0	0	0	0	0	0	0	0	0	0	0	0
20:30	1	1	0	0	1	0	0	0	0	0	0	0	0	3
20:45	0	0	1	3	0	0	0	0	0	0	0	0	0	4
21:00	0	0	1	0	0	0	0	0	0	0	0	0	0	1
21:15	0	0	0	0	0	0	0	0	0	0	0	0	0	0
21:30	0	1	0	0	0	1	0	0	0	0	0	0	0	2
21:45	0	1	0	0	0	0	0	0	0	0	0	0	0	1
22:00	0	0	0	0	0	0	0	0	0	0	0	0	0	0
22:15	0	0	1	0	0	0	0	0	0	0	0	0	0	1
22:30	0	0	0	0	0	0	0	0	0	0	0	0	0	0
22:45	0	0	1	0	0	0	0	0	0	0	0	0	0	1
23:00	0	0	0	0	0	0	0	0	0	0	0	0	0	0
23:15	0	0	0	0	0	0	0	0	0	0	0	0	0	0
23:30	0	0	0	0	0	0	0	0	0	0	0	0	0	0
23:45	0	0	0	0	0	0	0	0	0	0	0	0	0	0
Totals	31	42	90	82	45	13	4							307
% of Totals	10%	14%	29%	27%	15%	4%	1%							100%

AM Volumes	15	18	40	41	22	10	3	0	0	0	0	0	0	149
% AM	5%	6%	13%	13%	7%	3%	1%							49%
AM Peak Hour	6:45	7:00	7:00	7:00	7:30	7:00	7:00							7:00
Volume	6	12	28	30	18	8	3							102
PM Volumes	16	24	50	41	23	3	1	0	0	0	0	0	0	158
% PM	5%	8%	16%	13%	7%	1%	0%							51%
PM Peak Hour	14:15	14:30	14:30	14:30	14:00	13:45	16:30							14:30
Volume	9	15	21	19	9	2	1							71

Directional Peak Periods	AM 7-9			NOON 12-2			PM 4-6			Off Peak Volumes		
All Classes	Volume	⟷	%	Volume	⟷	%	Volume	⟷	%	Volume	⟷	%
	111		36%	14		5%	34		11%	148		48%

Street Name	Direction	Percentiles					
		15th	50th	Average	85th	95th	ADT
S Virginia Ave	North Bound	16	25	24	30	34	287
S Virginia Ave	South Bound	17	24	24	32	36	307

Prepared by National Data & Surveying Services

SPEED

S Virginia Ave Bet. W Verdugo Ave & W Oak St

Day: Thursday
Date: 1/20/2022

City: Burbank
Project #: CA22_020022_029

Summary

Time	< 15	15 - 19	20 - 24	25 - 29	30 - 34	35 - 39	40 - 44	45 - 49	50 - 54	55 - 59	60 - 64	65 - 69	70 +	Total
0:00 AM	0	0	0	0	0	0	0	0	0	0	0	0	0	0
0:15	0	0	0	0	0	0	0	0	0	0	0	0	0	0
0:30	0	0	0	0	0	0	0	0	0	0	0	0	0	0
0:45	0	0	0	0	0	0	0	0	0	0	0	0	0	0
1:00	0	0	0	0	0	0	0	0	0	0	0	0	0	0
1:15	0	0	0	0	0	0	0	0	0	0	0	0	0	0
1:30	0	0	0	0	0	0	0	0	0	0	0	0	0	0
1:45	0	0	0	0	0	0	0	0	0	0	0	0	0	0
2:00	0	0	0	0	0	0	0	0	0	0	0	0	0	0
2:15	0	0	0	0	0	0	0	0	0	0	0	0	0	0
2:30	0	0	0	0	0	0	0	0	0	0	0	0	0	0
2:45	0	0	0	0	0	0	0	0	0	0	0	0	0	0
3:00	0	0	0	0	0	0	0	0	0	0	0	0	0	0
3:15	0	0	0	0	0	0	0	0	0	0	0	0	0	0
3:30	0	0	0	0	0	0	0	0	0	0	0	0	0	0
3:45	0	0	0	0	0	0	0	0	0	0	0	0	0	0
4:00	0	0	0	0	0	0	0	0	0	0	0	0	0	0
4:15	0	0	0	1	0	0	0	0	0	0	0	0	0	1
4:30	0	0	1	0	0	0	0	0	0	0	0	0	0	1
4:45	0	0	0	0	0	0	0	0	0	0	0	0	0	0
5:00	0	0	0	0	0	0	0	0	0	0	0	0	0	0
5:15	1	0	1	1	0	0	0	0	0	0	0	0	0	3
5:30	0	0	1	0	0	0	0	0	0	0	0	0	0	1
5:45	0	0	0	0	0	0	0	0	0	0	0	0	0	0
6:00	0	0	3	1	0	0	0	0	0	0	0	0	0	4
6:15	0	0	1	1	0	0	0	0	0	0	0	0	0	2
6:30	1	0	3	0	0	1	0	0	0	0	0	0	0	5
6:45	1	0	2	2	1	1	0	0	0	0	0	0	0	7
7:00	1	0	1	4	1	0	1	0	0	0	0	0	0	8
7:15	1	1	1	3	1	1	1	0	0	0	0	0	0	9
7:30	4	6	13	20	7	0	0	0	0	0	0	0	0	50
7:45	1	9	29	34	12	8	1	0	0	0	0	0	0	94
8:00	2	0	1	5	4	1	0	0	0	0	0	0	0	13
8:15	0	0	0	2	2	0	0	0	0	0	0	0	0	4
8:30	2	0	1	0	0	0	0	0	0	0	0	0	0	3
8:45	1	0	0	2	1	0	0	0	0	0	0	0	0	4
9:00	0	2	0	1	1	1	0	0	0	0	0	0	0	5
9:15	1	0	0	0	0	0	0	0	0	0	0	0	0	1
9:30	0	0	0	3	1	0	0	0	0	0	0	0	0	4
9:45	0	1	0	1	0	0	0	0	0	0	0	0	0	2
10:00	1	0	0	0	0	1	0	0	0	0	0	0	0	2
10:15	1	1	0	2	1	0	0	0	0	0	0	0	0	5
10:30	0	0	1	2	1	0	0	0	0	0	0	0	0	4
10:45	1	1	0	1	1	1	0	0	0	0	0	0	0	5
11:00	2	2	2	1	2	0	0	0	0	0	0	0	0	9
11:15	5	2	1	0	1	0	0	0	0	0	0	0	0	9
11:30	0	1	2	3	0	0	0	0	0	0	0	0	0	6
11:45	2	1	3	1	1	0	0	0	0	0	0	0	0	8
12:00 PM	0	1	2	1	1	0	0	0	0	0	0	0	0	5
12:15	0	0	0	1	1	0	0	0	0	0	0	0	0	2
12:30	0	1	0	1	1	0	0	0	0	0	0	0	0	3
12:45	0	2	0	0	2	0	0	0	0	0	0	0	0	4
13:00	2	1	2	2	2	0	0	0	0	0	0	0	0	9
13:15	0	0	1	2	1	1	0	0	0	0	0	0	0	5
13:30	1	1	0	1	0	0	0	0	0	0	0	0	0	3
13:45	1	0	3	1	0	0	0	0	0	0	0	0	0	5
14:00	1	0	1	1	1	0	0	0	0	0	0	0	0	4
14:15	1	0	3	0	4	1	0	0	0	0	0	0	0	9
14:30	0	4	8	5	5	2	0	0	0	0	0	0	0	24
14:45	3	6	7	5	2	0	0	0	0	0	0	0	0	23
15:00	15	21	14	12	3	1	0	0	0	0	0	0	0	66
15:15	1	2	6	7	0	0	0	0	0	0	0	0	0	16
15:30	0	0	1	2	1	0	0	0	0	0	0	0	0	4
15:45	0	0	1	2	2	0	0	0	0	0	0	0	0	5
16:00	1	0	5	4	4	0	0	0	0	0	0	0	0	14
16:15	1	0	3	2	0	0	0	0	0	0	0	0	0	6
16:30	1	0	1	5	3	0	0	0	0	0	0	0	0	10
16:45	1	0	1	2	0	1	0	0	0	0	0	0	0	5
17:00	1	1	3	3	1	0	0	0	0	0	0	0	0	9
17:15	0	1	2	4	0	0	1	0	0	0	0	0	0	8
17:30	0	1	5	2	3	0	0	0	0	0	0	0	0	11
17:45	1	2	4	3	0	0	0	0	0	0	0	0	0	10
18:00	0	0	2	2	0	0	0	0	0	0	0	0	0	4
18:15	1	0	3	3	0	0	0	0	0	0	0	0	0	7
18:30	0	0	3	2	2	0	0	0	0	0	0	0	0	7
18:45	0	0	2	2	0	0	0	0	0	0	0	0	0	4
19:00	0	0	2	3	0	0	0	0	0	0	0	0	0	5
19:15	0	0	2	0	0	0	0	0	0	0	0	0	0	2
19:30	0	0	0	2	0	0	0	0	0	0	0	0	0	2
19:45	2	0	0	1	0	0	0	0	0	0	0	0	0	3
20:00	0	0	2	1	0	0	0	0	0	0	0	0	0	3
20:15	0	0	0	0	0	0	0	0	0	0	0	0	0	0
20:30	2	1	1	0	1	0	0	0	0	0	0	0	0	5
20:45	0	0	1	4	0	0	0	0	0	0	0	0	0	5
21:00	0	0	1	2	0	0	0	0	0	0	0	0	0	3
21:15	0	0	0	1	0	0	0	0	0	0	0	0	0	1
21:30	0	1	0	1	1	1	0	0	0	0	0	0	0	4
21:45	0	2	0	1	1	0	0	0	0	0	0	0	0	4
22:00	0	0	1	0	1	0	0	0	0	0	0	0	0	2
22:15	0	0	1	0	0	0	0	0	0	0	0	0	0	1
22:30	1	0	0	0	0	0	0	0	0	0	0	0	0	1
22:45	0	0	1	1	0	0	0	0	0	0	0	0	0	2
23:00	0	0	0	0	0	0	0	0	0	0	0	0	0	0
23:15	0	0	0	0	0	0	0	0	0	0	0	0	0	0
23:30	0	0	0	0	0	0	0	0	0	0	0	0	0	0
23:45	0	0	0	0	0	0	0	0	0	0	0	0	0	0
Totals	65	75	162	185	81	22	4							594
% of Totals	11%	13%	27%	31%	14%	4%	1%							100%

AM Volumes	28	27	67	91	38	15	3	0	0	0	0	0	0	269
% AM	5%	5%	11%	15%	6%	3%	1%							45%
AM Peak Hour	11:00	7:00	7:00	7:15	7:30	7:15	7:00							7:15
Volume	9	16	44	62	25	10	3							166
PM Volumes	37	48	95	94	43	7	1	0	0	0	0	0	0	325
% PM	6%	8%	16%	16%	7%	1%	0%							55%
PM Peak Hour	14:15	14:30	14:30	14:30	14:15	14:15	16:30							14:30
Volume	19	33	35	29	14	4	1							129

Directional Peak Periods	AM 7-9			NOON 12-2			PM 4-6			Off Peak Volumes		
All Classes	Volume	⟷	%	Volume	⟷	%	Volume	⟷	%	Volume	⟷	%
	185		31%	36		6%	73		12%	300		51%

Street Name	Direction	Percentiles					
		15th	50th	Average	85th	95th	ADT
S Virginia Ave	Summary	17	25	24	31	35	594

Prepared by National Data & Surveying Services

SPEED

S Virginia Ave Bet. W Verdugo Ave & W Oak St

Day: Thursday
Date: 1/20/2022

City: Burbank
Project #: CA22_020022_029n

North Bound

Time	< 15	15 - 19	20 - 24	25 - 29	30 - 34	35 - 39	40 - 44	45 - 49	50 - 54	55 - 59	60 - 64	65 - 69	70 +	Total
0:00 AM	0	0	0	0	0	0	0	0	0	0	0	0	0	0
1:00	0	0	0	0	0	0	0	0	0	0	0	0	0	0
2:00	0	0	0	0	0	0	0	0	0	0	0	0	0	0
3:00	0	0	0	0	0	0	0	0	0	0	0	0	0	0
4:00	0	0	0	0	0	0	0	0	0	0	0	0	0	0
5:00	1	0	1	0	0	0	0	0	0	0	0	0	0	2
6:00	1	0	5	1	1	1	0	0	0	0	0	0	0	9
7:00	1	4	16	31	6	1	0	0	0	0	0	0	0	59
8:00	3	0	0	8	3	1	0	0	0	0	0	0	0	15
9:00	0	0	0	4	1	1	0	0	0	0	0	0	0	6
10:00	1	1	0	3	2	1	0	0	0	0	0	0	0	8
11:00	6	4	5	3	3	0	0	0	0	0	0	0	0	21
12:00 PM	0	3	2	2	2	0	0	0	0	0	0	0	0	9
13:00	3	1	3	4	1	1	0	0	0	0	0	0	0	13
14:00	2	4	5	1	3	1	0	0	0	0	0	0	0	16
15:00	10	14	13	14	3	1	0	0	0	0	0	0	0	55
16:00	2	0	3	8	5	1	0	0	0	0	0	0	0	19
17:00	1	1	8	8	2	0	0	0	0	0	0	0	0	20
18:00	0	0	7	5	1	0	0	0	0	0	0	0	0	13
19:00	1	0	2	4	0	0	0	0	0	0	0	0	0	7
20:00	1	0	1	1	0	0	0	0	0	0	0	0	0	3
21:00	0	1	0	5	2	0	0	0	0	0	0	0	0	8
22:00	1	0	1	1	1	0	0	0	0	0	0	0	0	4
23:00	0	0	0	0	0	0	0	0	0	0	0	0	0	0
Totals	34	33	72	103	36	9								287
% of Totals	12%	11%	25%	36%	13%	3%								100%

AM Volumes	13	9	27	50	16	5	0	0	0	0	0	0	0	120
% AM	5%	3%	9%	17%	6%	2%								42%
AM Peak Hour	11:00	7:00	7:00	7:00	7:00	6:00								7:00
Volume	6	4	16	31	6	1								59
PM Volumes	21	24	45	53	20	4	0	0	0	0	0	0	0	167
% PM	7%	8%	16%	18%	7%	1%								58%
PM Peak Hour	15:00	15:00	15:00	15:00	16:00	13:00								15:00
Volume	10	14	13	14	5	1								55

Directional Peak Periods	AM 7-9			NOON 12-2			PM 4-6			Off Peak Volumes		
All Speeds	Volume		%	Volume		%	Volume		%	Volume		%
	74	↔	26%	22	↔	8%	39	↔	14%	152	↔	53%

Street Name	Direction	Percentiles					
		15th	50th	Average	85th	95th	ADT
S Virginia Ave	North Bound	16	25	24	30	34	287
S Virginia Ave	South Bound	17	24	24	32	36	307

Prepared by National Data & Surveying Services

SPEED

S Virginia Ave Bet. W Verdugo Ave & W Oak St

Day: Thursday
Date: 1/20/2022

City: Burbank
Project #: CA22_020022_029s

South Bound

Time	< 15	15 - 19	20 - 24	25 - 29	30 - 34	35 - 39	40 - 44	45 - 49	50 - 54	55 - 59	60 - 64	65 - 69	70 +	Total
0:00 AM	0	0	0	0	0	0	0	0	0	0	0	0	0	0
1:00	0	0	0	0	0	0	0	0	0	0	0	0	0	0
2:00	0	0	0	0	0	0	0	0	0	0	0	0	0	0
3:00	0	0	0	0	0	0	0	0	0	0	0	0	0	0
4:00	0	0	1	1	0	0	0	0	0	0	0	0	0	2
5:00	0	0	1	1	0	0	0	0	0	0	0	0	0	2
6:00	1	0	4	3	0	1	0	0	0	0	0	0	0	9
7:00	6	12	28	30	15	8	3	0	0	0	0	0	0	102
8:00	2	0	2	1	4	0	0	0	0	0	0	0	0	9
9:00	1	3	0	1	1	0	0	0	0	0	0	0	0	6
10:00	2	1	1	2	1	1	0	0	0	0	0	0	0	8
11:00	3	2	3	2	1	0	0	0	0	0	0	0	0	11
12:00 PM	0	1	0	1	3	0	0	0	0	0	0	0	0	5
13:00	1	1	3	2	2	0	0	0	0	0	0	0	0	9
14:00	3	6	14	10	9	2	0	0	0	0	0	0	0	44
15:00	6	9	9	9	3	0	0	0	0	0	0	0	0	36
16:00	2	0	7	5	2	0	0	0	0	0	0	0	0	16
17:00	1	4	6	4	2	0	1	0	0	0	0	0	0	18
18:00	1	0	3	4	1	0	0	0	0	0	0	0	0	9
19:00	1	0	2	2	0	0	0	0	0	0	0	0	0	5
20:00	1	1	3	4	1	0	0	0	0	0	0	0	0	10
21:00	0	2	1	0	0	1	0	0	0	0	0	0	0	4
22:00	0	0	2	0	0	0	0	0	0	0	0	0	0	2
23:00	0	0	0	0	0	0	0	0	0	0	0	0	0	0
Totals	31	42	90	82	45	13	4							307
% of Totals	10%	14%	29%	27%	15%	4%	1%							100%

AM Volumes	15	18	40	41	22	10	3	0	0	0	0	0	0	149
% AM	5%	6%	13%	13%	7%	3%	1%							49%
AM Peak Hour	7:00	7:00	7:00	7:00	7:00	7:00	7:00							7:00
Volume	6	12	28	30	15	8	3							102
PM Volumes	16	24	50	41	23	3	1	0	0	0	0	0	0	158
% PM	5%	8%	16%	13%	7%	1%	0%							51%
PM Peak Hour	15:00	15:00	14:00	14:00	14:00	14:00	17:00							14:00
Volume	6	9	14	10	9	2	1							44

Directional Peak Periods	AM 7-9			NOON 12-2			PM 4-6			Off Peak Volumes		
All Speeds	Volume		%	Volume		%	Volume		%	Volume		%
	111	↔	36%	14	↔	5%	34	↔	11%	148	↔	48%

Street Name	Direction	Percentiles					
		15th	50th	Average	85th	95th	ADT
S Virginia Ave	North Bound	16	25	24	30	34	287
S Virginia Ave	South Bound	17	24	24	32	36	307

Prepared by National Data & Surveying Services

SPEED

S Virginia Ave Bet. W Verdugo Ave & W Oak St

Day: Thursday
Date: 1/20/2022

City: Burbank
Project #: CA22_020022_029

Summary

Time	< 15	15 - 19	20 - 24	25 - 29	30 - 34	35 - 39	40 - 44	45 - 49	50 - 54	55 - 59	60 - 64	65 - 69	70 +	Total
0:00 AM	0	0	0	0	0	0	0	0	0	0	0	0	0	0
1:00	0	0	0	0	0	0	0	0	0	0	0	0	0	0
2:00	0	0	0	0	0	0	0	0	0	0	0	0	0	0
3:00	0	0	0	0	0	0	0	0	0	0	0	0	0	0
4:00	0	0	1	1	0	0	0	0	0	0	0	0	0	2
5:00	1	0	2	1	0	0	0	0	0	0	0	0	0	4
6:00	2	0	9	4	1	2	0	0	0	0	0	0	0	18
7:00	7	16	44	61	21	9	3	0	0	0	0	0	0	161
8:00	5	0	2	9	7	1	0	0	0	0	0	0	0	24
9:00	1	3	0	5	2	1	0	0	0	0	0	0	0	12
10:00	3	2	1	5	3	2	0	0	0	0	0	0	0	16
11:00	9	6	8	5	4	0	0	0	0	0	0	0	0	32
12:00 PM	0	4	2	3	5	0	0	0	0	0	0	0	0	14
13:00	4	2	6	6	3	1	0	0	0	0	0	0	0	22
14:00	5	10	19	11	12	3	0	0	0	0	0	0	0	60
15:00	16	23	22	23	6	1	0	0	0	0	0	0	0	91
16:00	4	0	10	13	7	1	0	0	0	0	0	0	0	35
17:00	2	5	14	12	4	0	1	0	0	0	0	0	0	38
18:00	1	0	10	9	2	0	0	0	0	0	0	0	0	22
19:00	2	0	4	6	0	0	0	0	0	0	0	0	0	12
20:00	2	1	4	5	1	0	0	0	0	0	0	0	0	13
21:00	0	3	1	5	2	1	0	0	0	0	0	0	0	12
22:00	1	0	3	1	1	0	0	0	0	0	0	0	0	6
23:00	0	0	0	0	0	0	0	0	0	0	0	0	0	0
Totals	65	75	162	185	81	22	4							594
% of Totals	11%	13%	27%	31%	14%	4%	1%							100%

AM Volumes	28	27	67	91	38	15	3	0	0	0	0	0	0	269
% AM	5%	5%	11%	15%	6%	3%	1%							45%
AM Peak Hour	11:00	7:00	7:00	7:00	7:00	7:00	7:00							7:00
Volume	9	16	44	61	21	9	3							161
PM Volumes	37	48	95	94	43	7	1	0	0	0	0	0	0	325
% PM	6%	8%	16%	16%	7%	1%	0%							55%
PM Peak Hour	15:00	15:00	15:00	15:00	14:00	14:00	17:00							15:00
Volume	16	23	22	23	12	3	1							91

Directional Peak Periods	AM 7-9			NOON 12-2			PM 4-6			Off Peak Volumes		
All Speeds	Volume		%	Volume		%	Volume		%	Volume		%
	185	↔	31%	36	↔	6%	73	↔	12%	300	↔	51%

Street Name	Direction	Percentiles					
		15th	50th	Average	85th	95th	ADT
S Virginia Ave	Summary	17	25	24	31	35	594

Prepared by NDS/ATD

Prepared by National Data & Surveying Services

VOLUME

S Virginia Ave Bet. W Verdugo Ave & W Oak St

Day: Thursday
Date: 1/20/2022

City: Burbank
Project #: CA22_020022_029

DAILY TOTALS	NB	SB	EB	WB	Total
	287	307	0	0	594

AM Period	NB		SB		EB	WB	TOTAL		PM Period	NB		SB		EB	WB	TOTAL	
0:00	0		0		0	0			12:00	4		1		0	0	5	
0:15	0		0		0	0			12:15	1		1		0	0	2	
0:30	0		0		0	0			12:30	2		1		0	0	3	
0:45	0		0		0	0			12:45	2	9	2	5	0	0	4	14
1:00	0		0		0	0			13:00	5		4		0	0	9	
1:15	0		0		0	0			13:15	3		2		0	0	5	
1:30	0		0		0	0			13:30	2		1		0	0	3	
1:45	0		0		0	0			13:45	3	13	2	9	0	0	5	22
2:00	0		0		0	0			14:00	2		2		0	0	4	
2:15	0		0		0	0			14:15	4		5		0	0	9	
2:30	0		0		0	0			14:30	3		21		0	0	24	
2:45	0		0		0	0			14:45	7	16	16	44	0	0	23	60
3:00	0		0		0	0			15:00	39		27		0	0	66	
3:15	0		0		0	0			15:15	9		7		0	0	16	
3:30	0		0		0	0			15:30	3		1		0	0	4	
3:45	0		0		0	0			15:45	4	55	1	36	0	0	5	91
4:00	0		0		0	0			16:00	6		8		0	0	14	
4:15	0		1		0	0	1		16:15	3		3		0	0	6	
4:30	0		1		0	0	1		16:30	6		4		0	0	10	
4:45	0		0	2	0	0		2	16:45	4	19	1	16	0	0	5	35
5:00	0		0		0	0			17:00	6		3		0	0	9	
5:15	1		2		0	0	3		17:15	2		6		0	0	8	
5:30	1		0		0	0	1		17:30	6		5		0	0	11	
5:45	0	2	0	2	0	0		4	17:45	6	20	4	18	0	0	10	38
6:00	1		3		0	0	4		18:00	3		1		0	0	4	
6:15	1		1		0	0	2		18:15	3		4		0	0	7	
6:30	3		2		0	0	5		18:30	4		3		0	0	7	
6:45	4	9	3	9	0	0	7	18	18:45	3	13	1	9	0	0	4	22
7:00	3		5		0	0	8		19:00	2		3		0	0	5	
7:15	4		5		0	0	9		19:15	1		1		0	0	2	
7:30	20		30		0	0	50		19:30	2		0		0	0	2	
7:45	32	59	62	102	0	0	94	161	19:45	2	7	1	5	0	0	3	12
8:00	8		5		0	0	13		20:00	0		3		0	0	3	
8:15	2		2		0	0	4		20:15	0		0		0	0		
8:30	2		1		0	0	3		20:30	2		3		0	0	5	
8:45	3	15	1	9	0	0	4	24	20:45	1	3	4	10	0	0	5	13
9:00	2		3		0	0	5		21:00	2		1		0	0	3	
9:15	0		1		0	0	1		21:15	1		0		0	0	1	
9:30	4		0		0	0	4		21:30	2		2		0	0	4	
9:45	0	6	2	6	0	0	2	12	21:45	3	8	1	4	0	0	4	12
10:00	1		1		0	0	2		22:00	2		0		0	0	2	
10:15	2		3		0	0	5		22:15	0		1		0	0	1	
10:30	2		2		0	0	4		22:30	1		0		0	0	1	
10:45	3	8	2	8	0	0	5	16	22:45	1	4	1	2	0	0	2	6
11:00	6		3		0	0	9		23:00	0		0		0	0		
11:15	7		2		0	0	9		23:15	0		0		0	0		
11:30	4		2		0	0	6		23:30	0		0		0	0		
11:45	4	21	4	11	0	0	8	32	23:45	0		0		0	0		
TOTALS		120		149				269	TOTALS		167		158				325
SPLIT %		44.6%		55.4%				45.3%	SPLIT %		51.4%		48.6%				54.7%

DAILY TOTALS	NB	SB	EB	WB	Total
	287	307	0	0	594

AM Peak Hour	7:15	7:00			7:15	PM Peak Hour	14:30	14:30			14:30
AM Pk Volume	64	102			166	PM Pk Volume	58	71			129
Pk Hr Factor	0.500	0.411			0.441	Pk Hr Factor	0.372	0.657			0.489
7 - 9 Volume	74	111	0	0	185	4 - 6 Volume	39	34	0	0	73
7 - 9 Peak Hour	7:15	7:00			7:15	4 - 6 Peak Hour	17:00	17:00			17:00
7 - 9 Pk Volume	64	102	0	0	166	4 - 6 Pk Volume	20	18	0	0	38
Pk Hr Factor	0.500	0.411	0.000	0.000	0.441	Pk Hr Factor	0.833	0.750	0.000	0.000	0.864

Prepared by NDS/ATD

Project #: CA22_020022_029 **City:** Burbank

Location: S Virginia Ave Bet. W Verdugo Ave & W Oak **Date:** 1/20/2022

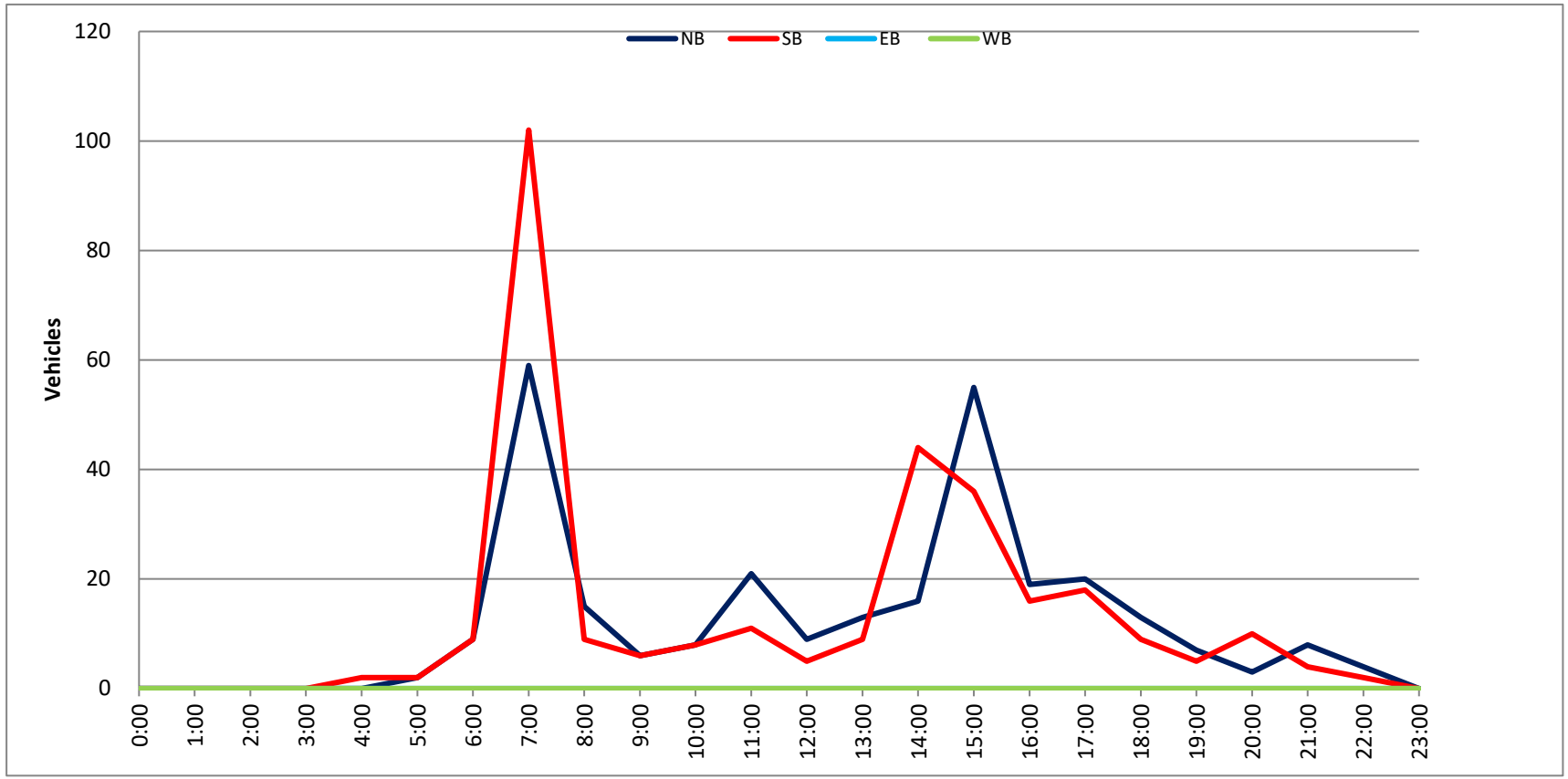

Prepared by National Data & Surveying Services

SPEED

S Virginia Ave Bet. W Verdugo Ave & W Oak St

Day: Tuesday
Date: 1/18/2022

City: Burbank
Project #: CA22_020022_029n

North Bound

Time	< 15	15 - 19	20 - 24	25 - 29	30 - 34	35 - 39	40 - 44	45 - 49	50 - 54	55 - 59	60 - 64	65 - 69	70 +	Total
0:00 AM	0	0	0	0	0	0	0	0	0	0	0	0	0	0
0:15	0	0	0	0	0	0	0	0	0	0	0	0	0	0
0:30	0	0	0	0	0	0	0	0	0	0	0	0	0	0
0:45	0	0	1	0	0	0	0	0	0	0	0	0	0	1
1:00	0	0	0	0	0	0	0	0	0	0	0	0	0	0
1:15	0	0	0	0	0	0	0	0	0	0	0	0	0	0
1:30	0	0	0	0	0	0	0	0	0	0	0	0	0	0
1:45	0	0	0	0	0	0	0	0	0	0	0	0	0	0
2:00	0	0	0	0	1	0	0	0	0	0	0	0	0	1
2:15	0	0	0	0	0	0	0	0	0	0	0	0	0	0
2:30	0	0	0	0	0	0	0	0	0	0	0	0	0	0
2:45	0	0	0	0	0	0	0	0	0	0	0	0	0	0
3:00	0	0	0	0	0	0	0	0	0	0	0	0	0	0
3:15	0	0	0	0	0	0	0	0	0	0	0	0	0	0
3:30	0	0	0	0	0	0	0	0	0	0	0	0	0	0
3:45	0	0	0	0	0	0	0	0	0	0	0	0	0	0
4:00	0	0	0	0	0	0	0	0	0	0	0	0	0	0
4:15	0	0	0	0	0	0	0	0	0	0	0	0	0	0
4:30	0	0	0	0	0	0	0	0	0	0	0	0	0	0
4:45	0	0	0	0	0	0	0	0	0	0	0	0	0	0
5:00	0	0	0	0	0	0	0	0	0	0	0	0	0	0
5:15	0	0	0	0	0	0	0	0	0	0	0	0	0	0
5:30	0	0	0	0	0	0	0	0	0	0	0	0	0	0
5:45	1	0	0	0	0	0	0	0	0	0	0	0	0	1
6:00	0	0	0	0	0	0	0	0	0	0	0	0	0	0
6:15	0	0	1	0	0	0	0	0	0	0	0	0	0	1
6:30	0	0	1	0	0	0	0	0	0	0	0	0	0	1
6:45	1	0	1	1	0	0	0	0	0	0	0	0	0	3
7:00	0	0	1	2	1	0	0	0	0	0	0	0	0	4
7:15	0	0	1	0	0	0	0	0	0	0	0	0	0	1
7:30	0	3	8	5	6	0	0	0	0	0	0	0	0	22
7:45	0	3	12	18	11	1	1	0	0	0	0	0	0	46
8:00	0	1	1	2	1	1	0	0	0	0	0	0	0	6
8:15	1	0	0	1	1	1	0	0	0	0	0	0	0	4
8:30	0	0	1	0	1	0	0	0	0	0	0	0	0	2
8:45	1	1	0	1	1	0	0	0	0	0	0	0	0	4
9:00	0	0	2	1	2	0	0	0	0	0	0	0	0	5
9:15	0	0	0	1	1	0	0	0	0	0	0	0	0	2
9:30	0	1	0	0	1	0	0	0	0	0	0	0	0	2
9:45	0	1	2	0	0	0	0	0	0	0	0	0	0	3
10:00	0	0	1	0	1	0	0	0	0	0	0	0	0	2
10:15	0	0	0	0	0	0	0	0	0	0	0	0	0	0
10:30	0	0	0	3	1	0	0	0	0	0	0	0	0	4
10:45	0	0	0	0	0	0	0	0	0	0	0	0	0	0
11:00	0	0	0	0	1	2	0	0	0	0	0	0	0	3
11:15	1	0	3	0	1	0	0	0	0	0	0	0	0	5
11:30	0	0	1	0	0	0	0	0	0	0	0	0	0	1
11:45	0	0	0	0	1	0	0	0	0	0	0	0	0	1
12:00 PM	0	0	1	1	0	0	0	0	0	0	0	0	0	2
12:15	0	1	0	1	0	0	0	0	0	0	0	0	0	2
12:30	0	2	0	2	1	0	0	0	0	0	0	0	0	5
12:45	1	1	0	2	2	0	0	0	0	0	0	0	0	6
13:00	1	0	2	0	1	0	0	0	0	0	0	0	0	4
13:15	0	1	2	0	0	0	0	0	0	0	0	0	0	3
13:30	0	0	1	1	1	0	0	0	0	0	0	0	0	3
13:45	0	0	0	2	1	0	0	0	0	0	0	0	0	3
14:00	0	0	2	1	2	0	0	0	0	0	0	0	0	5
14:15	0	0	1	3	4	0	0	0	0	0	0	0	0	8
14:30	1	0	3	2	1	0	0	0	0	0	0	0	0	7
14:45	1	2	2	1	2	0	0	0	0	0	0	0	0	8
15:00	4	14	19	3	3	0	0	0	0	0	0	0	0	43
15:15	1	0	4	4	0	0	0	0	0	0	0	0	0	9
15:30	0	0	0	0	1	0	0	0	0	0	0	0	0	1
15:45	0	1	0	4	1	0	0	0	0	0	0	0	0	6
16:00	0	0	0	0	0	0	0	0	0	0	0	0	0	0
16:15	0	1	0	2	0	0	0	0	0	0	0	0	0	3
16:30	0	0	1	2	1	0	0	0	0	0	0	0	0	4
16:45	0	0	0	0	0	0	0	0	0	0	0	0	0	0
17:00	0	1	0	3	0	0	0	0	0	0	0	0	0	4
17:15	0	1	0	0	0	0	0	0	0	0	0	0	0	1
17:30	0	0	1	4	0	0	0	0	0	0	0	0	0	5
17:45	0	0	2	0	1	0	0	0	0	0	0	0	0	3
18:00	0	0	0	2	2	0	0	0	0	0	0	0	0	4
18:15	0	1	1	1	0	0	0	0	0	0	0	0	0	3
18:30	0	0	1	0	0	0	0	0	0	0	0	0	0	1
18:45	0	0	3	3	0	0	0	0	0	0	0	0	0	6
19:00	1	0	1	0	1	0	0	0	0	0	0	0	0	3
19:15	0	1	0	0	0	0	0	0	0	0	0	0	0	1
19:30	0	0	1	0	2	0	0	0	0	0	0	0	0	3
19:45	0	0	0	0	1	0	0	0	0	0	0	0	0	1
20:00	0	0	0	0	0	0	0	0	0	0	0	0	0	0
20:15	0	0	0	1	0	0	0	0	0	0	0	0	0	1
20:30	1	0	0	0	0	0	0	0	0	0	0	0	0	1
20:45	1	0	0	0	0	0	0	0	0	0	0	0	0	1
21:00	0	0	0	0	2	0	0	0	0	0	0	0	0	2
21:15	0	0	0	0	0	0	0	0	0	0	0	0	0	0
21:30	0	0	0	0	0	1	0	0	0	0	0	0	0	1
21:45	0	0	0	0	0	0	0	0	0	0	0	0	0	0
22:00	0	0	0	0	0	0	0	0	0	0	0	0	0	0
22:15	0	0	0	0	0	0	0	0	0	0	0	0	0	0
22:30	0	0	0	0	0	0	0	0	0	0	0	0	0	0
22:45	0	0	0	2	0	0	0	0	0	0	0	0	0	2
23:00	0	0	0	1	0	0	0	0	0	0	0	0	0	1
23:15	0	0	0	0	0	0	0	0	0	0	0	0	0	0
23:30	0	0	0	0	0	0	0	0	0	0	0	0	0	0
23:45	0	1	0	0	0	0	0	0	0	0	0	0	0	1
Totals	17	38	85	83	62	6	1							292
% of Totals	6%	13%	29%	28%	21%	2%	0%							100%

AM Volumes	5	10	37	35	32	5	1	0	0	0	0	0	0	125
% AM	2%	3%	13%	12%	11%	2%	0%							43%
AM Peak Hour	8:00	7:15	7:00	7:30	7:30	7:30	7:00							7:30
Volume	2	7	22	26	19	3	1							78
PM Volumes	12	28	48	48	30	1	0	0	0	0	0	0	0	167
% PM	4%	10%	16%	16%	10%	0%								57%
PM Peak Hour	14:30	14:15	14:30	15:00	14:15	20:45								14:30
Volume	7	16	28	11	10	1								67

Directional Peak Periods	AM 7-9			NOON 12-2			PM 4-6			Off Peak Volumes		
All Classes	Volume	⟷	%	Volume	⟷	%	Volume	⟷	%	Volume	⟷	%
	89	⟷	30%	28	⟷	10%	20	⟷	7%	155	⟷	53%

Street Name	Direction	Percentiles					
		15th	50th	Average	85th	95th	ADT
S Virginia Ave	North Bound	19	25	25	32	34	292
S Virginia Ave	South Bound	18	25	25	33	38	294

Prepared by National Data & Surveying Services

SPEED

S Virginia Ave Bet. W Verdugo Ave & W Oak St

Day: Tuesday
Date: 1/18/2022

City: Burbank
Project #: CA22_020022_029s

South Bound

Time	< 15	15 - 19	20 - 24	25 - 29	30 - 34	35 - 39	40 - 44	45 - 49	50 - 54	55 - 59	60 - 64	65 - 69	70 +	Total
0:00 AM	0	0	0	0	0	0	0	0	0	0	0	0	0	0
0:15	0	0	0	0	0	0	0	0	0	0	0	0	0	0
0:30	0	0	0	0	0	0	0	0	0	0	0	0	0	0
0:45	0	0	0	0	0	0	0	0	0	0	0	0	0	0
1:00	0	0	0	0	0	0	0	0	0	0	0	0	0	0
1:15	0	0	0	0	0	0	0	0	0	0	0	0	0	0
1:30	0	0	0	0	0	0	0	0	0	0	0	0	0	0
1:45	0	0	0	0	0	0	0	0	0	0	0	0	0	0
2:00	0	0	0	0	0	0	0	0	0	0	0	0	0	0
2:15	0	0	0	0	0	0	0	0	0	0	0	0	0	0
2:30	0	0	0	0	0	0	0	0	0	0	0	0	0	0
2:45	0	0	0	0	0	0	0	0	0	0	0	0	0	0
3:00	0	0	0	0	1	0	0	0	0	0	0	0	0	1
3:15	0	0	0	0	0	0	0	0	0	0	0	0	0	0
3:30	0	0	0	1	0	0	0	0	0	0	0	0	0	1
3:45	0	0	0	0	0	0	0	0	0	0	0	0	0	0
4:00	0	0	0	0	0	0	0	0	0	0	0	0	0	0
4:15	0	0	1	0	0	0	0	0	0	0	0	0	0	1
4:30	0	0	0	0	0	0	0	0	0	0	0	0	0	0
4:45	0	0	0	0	0	0	0	0	0	0	0	0	0	0
5:00	0	0	0	0	0	0	0	0	0	0	0	0	0	0
5:15	0	0	1	0	0	0	0	0	0	0	0	0	0	1
5:30	0	0	0	0	0	0	0	0	0	0	0	0	0	0
5:45	0	0	0	0	0	0	0	0	0	0	0	0	0	0
6:00	0	0	0	0	0	1	0	0	0	0	0	0	0	1
6:15	0	0	1	0	0	0	0	0	0	0	0	0	0	1
6:30	0	0	1	0	0	1	0	0	0	0	0	0	0	2
6:45	0	1	1	2	0	0	0	0	0	0	0	0	0	4
7:00	0	1	1	1	0	2	0	0	0	0	0	0	0	5
7:15	0	0	1	0	1	0	0	0	0	0	0	0	0	2
7:30	1	2	12	13	3	1	0	0	0	0	0	0	0	32
7:45	1	3	11	12	10	7	4	0	0	0	0	0	0	48
8:00	1	1	0	0	1	0	0	0	0	0	0	0	0	3
8:15	1	1	0	0	1	0	0	0	0	0	0	0	0	3
8:30	0	0	1	0	0	1	1	0	0	0	0	0	0	3
8:45	1	0	1	0	0	2	0	0	0	0	0	0	0	4
9:00	0	0	0	0	0	0	0	0	0	0	0	0	0	0
9:15	2	0	0	0	1	0	0	0	0	0	0	0	0	3
9:30	0	0	0	1	1	0	0	0	0	0	0	0	0	2
9:45	0	0	1	1	1	0	0	0	0	0	0	0	0	3
10:00	0	1	1	0	0	0	0	0	0	0	0	0	0	2
10:15	0	1	0	0	1	0	0	0	0	0	0	0	0	2
10:30	0	0	0	2	0	1	0	0	0	0	0	0	0	3
10:45	1	1	0	1	0	0	0	0	0	0	0	0	0	3
11:00	0	0	2	2	1	1	0	0	0	0	0	0	0	6
11:15	0	0	0	0	0	0	0	0	0	0	0	0	0	0
11:30	1	0	1	0	0	0	0	0	0	0	0	0	0	2
11:45	0	0	0	1	1	1	0	0	0	0	0	0	0	3
12:00 PM	0	0	2	2	2	1	0	0	0	0	0	0	0	7
12:15	1	3	2	0	0	0	0	0	0	0	0	0	0	6
12:30	0	0	0	0	1	0	0	0	0	0	0	0	0	1
12:45	0	0	2	0	1	0	0	0	0	0	0	0	0	3
13:00	0	1	0	1	0	0	0	0	0	0	0	0	0	2
13:15	1	0	0	3	0	0	0	0	0	0	0	0	0	4
13:30	0	0	0	0	1	0	0	0	0	0	0	0	0	1
13:45	1	0	0	0	0	0	0	0	0	0	0	0	0	1
14:00	1	0	2	0	0	1	0	0	0	0	0	0	0	4
14:15	0	0	1	1	1	0	0	0	0	0	0	0	0	3
14:30	0	0	6	6	3	0	0	0	0	0	0	0	0	15
14:45	1	2	3	4	1	0	0	0	0	0	0	0	0	11
15:00	1	7	8	1	2	0	0	0	0	0	0	0	0	19
15:15	0	0	2	2	0	1	0	0	0	0	0	0	0	5
15:30	1	0	3	1	0	0	0	0	0	0	0	0	0	5
15:45	0	0	1	2	0	0	0	0	0	0	0	0	0	3
16:00	1	0	0	3	1	0	0	0	0	0	0	0	0	5
16:15	1	1	0	0	1	0	0	0	0	0	0	0	0	3
16:30	1	1	0	0	0	1	0	0	0	0	0	0	0	3
16:45	0	0	0	0	0	0	0	0	0	0	0	0	0	0
17:00	0	3	2	1	1	0	0	0	0	0	0	0	0	7
17:15	0	0	2	0	1	0	0	0	0	0	0	0	0	3
17:30	0	1	1	2	1	0	0	0	0	0	0	0	0	5
17:45	0	1	0	2	1	0	0	0	0	0	0	0	0	4
18:00	0	1	1	0	0	0	0	0	0	0	0	0	0	2
18:15	1	0	2	0	0	0	0	0	0	0	0	0	0	3
18:30	0	0	0	3	0	0	0	0	0	0	0	0	0	3
18:45	0	2	0	0	0	0	0	0	0	0	0	0	0	2
19:00	0	0	0	2	0	0	0	0	0	0	0	0	0	2
19:15	0	1	0	0	1	0	0	0	0	0	0	0	0	2
19:30	0	0	1	1	1	1	0	0	0	0	0	0	0	4
19:45	0	0	0	0	0	0	0	0	0	0	0	0	0	0
20:00	0	0	0	0	1	0	0	0	0	0	0	0	0	1
20:15	0	0	0	1	2	0	0	0	0	0	0	0	0	3
20:30	2	0	0	1	0	0	0	0	0	0	0	0	0	3
20:45	0	0	1	0	0	0	0	0	0	0	0	0	0	1
21:00	0	0	0	0	0	1	0	0	0	0	0	0	0	1
21:15	0	0	0	0	0	0	0	0	0	0	0	0	0	0
21:30	0	1	0	0	0	0	0	0	0	0	0	0	0	1
21:45	0	0	0	1	0	0	0	0	0	0	0	0	0	1
22:00	0	0	0	0	0	0	0	0	0	0	0	0	0	0
22:15	0	0	0	0	0	1	0	0	0	0	0	0	0	1
22:30	0	0	0	0	0	0	0	0	0	0	0	0	0	0
22:45	0	0	0	0	0	0	0	0	0	0	0	0	0	0
23:00	0	0	0	0	0	0	0	0	0	0	0	0	0	0
23:15	0	0	1	0	0	0	0	0	0	0	0	0	0	1
23:30	1	0	0	0	0	0	0	0	0	0	0	0	0	1
23:45	0	0	1	0	0	0	0	0	0	0	0	0	0	1
Totals	23	37	81	77	46	25	5							294
% of Totals	8%	13%	28%	26%	16%	9%	2%							100%

AM Volumes	9	12	37	37	23	18	5	0	0	0	0	0	0	141
% AM	3%	4%	13%	13%	8%	6%	2%							48%
AM Peak Hour	7:30	7:30	7:00	7:00	7:15	7:00	7:45							7:00
Volume	4	7	25	26	15	10	5							87
PM Volumes	14	25	44	40	23	7	0	0	0	0	0	0	0	153
% PM	5%	9%	15%	14%	8%	2%								52%
PM Peak Hour	13:15	14:15	14:30	14:30	14:15	12:00								14:30
Volume	3	9	19	13	7	1								50

Directional Peak Periods	AM 7-9			NOON 12-2			PM 4-6			Off Peak Volumes		
All Classes	Volume	⟷	%	Volume	⟷	%	Volume	⟷	%	Volume	⟷	%
	100		34%	25		9%	30		10%	139		47%

Street Name	Direction	Percentiles					
		15th	50th	Average	85th	95th	ADT
S Virginia Ave	North Bound	19	25	25	32	34	292
S Virginia Ave	South Bound	18	25	25	33	38	294

Prepared by National Data & Surveying Services

SPEED

S Virginia Ave Bet. W Verdugo Ave & W Oak St

Day: Tuesday
Date: 1/18/2022

City: Burbank
Project #: CA22_020022_029

Summary

Time	< 15	15 - 19	20 - 24	25 - 29	30 - 34	35 - 39	40 - 44	45 - 49	50 - 54	55 - 59	60 - 64	65 - 69	70 +	Total
0:00 AM	0	0	0	0	0	0	0	0	0	0	0	0	0	0
0:15	0	0	0	0	0	0	0	0	0	0	0	0	0	0
0:30	0	0	0	0	0	0	0	0	0	0	0	0	0	0
0:45	0	0	1	0	0	0	0	0	0	0	0	0	0	1
1:00	0	0	0	0	0	0	0	0	0	0	0	0	0	0
1:15	0	0	0	0	0	0	0	0	0	0	0	0	0	0
1:30	0	0	0	0	0	0	0	0	0	0	0	0	0	0
1:45	0	0	0	0	0	0	0	0	0	0	0	0	0	0
2:00	0	0	0	0	1	0	0	0	0	0	0	0	0	1
2:15	0	0	0	0	0	0	0	0	0	0	0	0	0	0
2:30	0	0	0	0	0	0	0	0	0	0	0	0	0	0
2:45	0	0	0	0	0	0	0	0	0	0	0	0	0	0
3:00	0	0	0	0	1	0	0	0	0	0	0	0	0	1
3:15	0	0	0	0	0	0	0	0	0	0	0	0	0	0
3:30	0	0	0	1	0	0	0	0	0	0	0	0	0	1
3:45	0	0	0	0	0	0	0	0	0	0	0	0	0	0
4:00	0	0	0	0	0	0	0	0	0	0	0	0	0	0
4:15	0	0	1	0	0	0	0	0	0	0	0	0	0	1
4:30	0	0	0	0	0	0	0	0	0	0	0	0	0	0
4:45	0	0	0	0	0	0	0	0	0	0	0	0	0	0
5:00	0	0	0	0	0	0	0	0	0	0	0	0	0	0
5:15	0	0	1	0	0	0	0	0	0	0	0	0	0	1
5:30	0	0	0	0	0	0	0	0	0	0	0	0	0	0
5:45	1	0	0	0	0	0	0	0	0	0	0	0	0	1
6:00	0	0	0	0	0	1	0	0	0	0	0	0	0	1
6:15	0	0	2	0	0	0	0	0	0	0	0	0	0	2
6:30	0	0	2	0	0	1	0	0	0	0	0	0	0	3
6:45	1	1	2	3	0	0	0	0	0	0	0	0	0	7
7:00	0	1	2	3	1	2	0	0	0	0	0	0	0	9
7:15	0	0	2	0	1	0	0	0	0	0	0	0	0	3
7:30	1	5	20	18	9	1	0	0	0	0	0	0	0	54
7:45	1	6	23	30	21	8	5	0	0	0	0	0	0	94
8:00	1	2	1	2	2	1	0	0	0	0	0	0	0	9
8:15	2	1	0	1	2	1	0	0	0	0	0	0	0	7
8:30	0	0	2	0	1	1	1	0	0	0	0	0	0	5
8:45	2	1	1	1	1	2	0	0	0	0	0	0	0	8
9:00	0	0	2	1	2	0	0	0	0	0	0	0	0	5
9:15	2	0	0	1	2	0	0	0	0	0	0	0	0	5
9:30	0	1	0	1	2	0	0	0	0	0	0	0	0	4
9:45	0	1	3	1	1	0	0	0	0	0	0	0	0	6
10:00	0	1	2	0	1	0	0	0	0	0	0	0	0	4
10:15	0	1	0	0	1	0	0	0	0	0	0	0	0	2
10:30	0	0	0	5	1	1	0	0	0	0	0	0	0	7
10:45	1	1	0	1	0	0	0	0	0	0	0	0	0	3
11:00	0	0	2	2	2	3	0	0	0	0	0	0	0	9
11:15	1	0	3	0	1	0	0	0	0	0	0	0	0	5
11:30	1	0	2	0	0	0	0	0	0	0	0	0	0	3
11:45	0	0	0	1	2	1	0	0	0	0	0	0	0	4
12:00 PM	0	0	3	3	2	1	0	0	0	0	0	0	0	9
12:15	1	4	2	1	0	0	0	0	0	0	0	0	0	8
12:30	0	2	0	2	2	0	0	0	0	0	0	0	0	6
12:45	1	1	2	2	3	0	0	0	0	0	0	0	0	9
13:00	1	1	2	1	1	0	0	0	0	0	0	0	0	6
13:15	1	1	2	3	0	0	0	0	0	0	0	0	0	7
13:30	0	0	1	1	2	0	0	0	0	0	0	0	0	4
13:45	1	0	0	2	1	0	0	0	0	0	0	0	0	4
14:00	1	0	4	1	2	1	0	0	0	0	0	0	0	9
14:15	0	0	2	4	5	0	0	0	0	0	0	0	0	11
14:30	1	0	9	8	4	0	0	0	0	0	0	0	0	22
14:45	2	4	5	5	3	0	0	0	0	0	0	0	0	19
15:00	5	21	27	4	5	0	0	0	0	0	0	0	0	62
15:15	1	0	6	6	0	1	0	0	0	0	0	0	0	14
15:30	1	0	3	1	1	0	0	0	0	0	0	0	0	6
15:45	0	1	1	6	1	0	0	0	0	0	0	0	0	9
16:00	1	0	0	3	1	0	0	0	0	0	0	0	0	5
16:15	1	2	0	2	1	0	0	0	0	0	0	0	0	6
16:30	1	1	1	2	1	1	0	0	0	0	0	0	0	7
16:45	0	0	0	0	0	0	0	0	0	0	0	0	0	0
17:00	0	4	2	4	1	0	0	0	0	0	0	0	0	11
17:15	0	1	2	0	1	0	0	0	0	0	0	0	0	4
17:30	0	1	2	6	1	0	0	0	0	0	0	0	0	10
17:45	0	1	2	2	2	0	0	0	0	0	0	0	0	7
18:00	0	1	1	2	2	0	0	0	0	0	0	0	0	6
18:15	1	1	3	1	0	0	0	0	0	0	0	0	0	6
18:30	0	0	1	3	0	0	0	0	0	0	0	0	0	4
18:45	0	2	3	3	0	0	0	0	0	0	0	0	0	8
19:00	1	0	1	2	1	0	0	0	0	0	0	0	0	5
19:15	0	2	0	0	1	0	0	0	0	0	0	0	0	3
19:30	0	0	2	1	3	1	0	0	0	0	0	0	0	7
19:45	0	0	0	0	1	0	0	0	0	0	0	0	0	1
20:00	0	0	0	0	1	0	0	0	0	0	0	0	0	1
20:15	0	0	0	2	2	0	0	0	0	0	0	0	0	4
20:30	3	0	0	1	0	0	0	0	0	0	0	0	0	4
20:45	1	0	1	0	0	0	0	0	0	0	0	0	0	2
21:00	0	0	0	0	2	1	0	0	0	0	0	0	0	3
21:15	0	0	0	0	0	0	0	0	0	0	0	0	0	0
21:30	0	1	0	0	0	1	0	0	0	0	0	0	0	2
21:45	0	0	0	1	0	0	0	0	0	0	0	0	0	1
22:00	0	0	0	0	0	0	0	0	0	0	0	0	0	0
22:15	0	0	0	0	0	1	0	0	0	0	0	0	0	1
22:30	0	0	0	0	0	0	0	0	0	0	0	0	0	0
22:45	0	0	0	2	0	0	0	0	0	0	0	0	0	2
23:00	0	0	0	1	0	0	0	0	0	0	0	0	0	1
23:15	0	0	1	0	0	0	0	0	0	0	0	0	0	1
23:30	1	0	0	0	0	0	0	0	0	0	0	0	0	1
23:45	0	1	1	0	0	0	0	0	0	0	0	0	0	2
Totals	40	75	166	160	108	31	6							586
% of Totals	7%	13%	28%	27%	18%	5%	1%							100%

AM Volumes	14	22	74	72	55	23	6	0	0	0	0	0	0	266
% AM	2%	4%	13%	12%	9%	4%	1%							45%
AM Peak Hour	7:30	7:30	7:00	7:00	7:30	7:00	7:45							7:30
Volume	5	14	47	51	34	11	6							164
PM Volumes	26	53	92	88	53	8	0	0	0	0	0	0	0	320
% PM	4%	9%	16%	15%	9%	1%								55%
PM Peak Hour	14:30	14:15	14:30	14:30	14:15	20:45								14:30
Volume	9	25	47	23	17	2								117

Directional Peak Periods	AM 7-9			NOON 12-2			PM 4-6			Off Peak Volumes		
All Classes	Volume	⟷	%	Volume	⟷	%	Volume	⟷	%	Volume	⟷	%
	189		32%	53		9%	50		9%	294		50%

Street Name	Direction	Percentiles					
		15th	50th	Average	85th	95th	ADT
S Virginia Ave	Summary	18	25	25	33	36	586

Prepared by National Data & Surveying Services

SPEED

S Virginia Ave Bet. W Verdugo Ave & W Oak St

Day: Tuesday
Date: 1/18/2022

City: Burbank
Project #: CA22_020022_029n

North Bound

Time	< 15	15 - 19	20 - 24	25 - 29	30 - 34	35 - 39	40 - 44	45 - 49	50 - 54	55 - 59	60 - 64	65 - 69	70 +	Total
0:00 AM	0	0	1	0	0	0	0	0	0	0	0	0	0	1
1:00	0	0	0	0	0	0	0	0	0	0	0	0	0	0
2:00	0	0	0	0	1	0	0	0	0	0	0	0	0	1
3:00	0	0	0	0	0	0	0	0	0	0	0	0	0	0
4:00	0	0	0	0	0	0	0	0	0	0	0	0	0	0
5:00	1	0	0	0	0	0	0	0	0	0	0	0	0	1
6:00	1	0	3	1	0	0	0	0	0	0	0	0	0	5
7:00	0	6	22	25	18	1	1	0	0	0	0	0	0	73
8:00	2	2	2	4	4	2	0	0	0	0	0	0	0	16
9:00	0	2	4	2	4	0	0	0	0	0	0	0	0	12
10:00	0	0	1	3	2	0	0	0	0	0	0	0	0	6
11:00	1	0	4	0	3	2	0	0	0	0	0	0	0	10
12:00 PM	1	4	1	6	3	0	0	0	0	0	0	0	0	15
13:00	1	1	5	3	3	0	0	0	0	0	0	0	0	13
14:00	2	2	8	7	9	0	0	0	0	0	0	0	0	28
15:00	5	15	23	11	5	0	0	0	0	0	0	0	0	59
16:00	0	1	1	4	1	0	0	0	0	0	0	0	0	7
17:00	0	2	3	7	1	0	0	0	0	0	0	0	0	13
18:00	0	1	5	6	2	0	0	0	0	0	0	0	0	14
19:00	1	1	2	0	4	0	0	0	0	0	0	0	0	8
20:00	2	0	0	1	0	0	0	0	0	0	0	0	0	3
21:00	0	0	0	0	2	1	0	0	0	0	0	0	0	3
22:00	0	0	0	2	0	0	0	0	0	0	0	0	0	2
23:00	0	1	0	1	0	0	0	0	0	0	0	0	0	2
Totals	17	38	85	83	62	6	1							292
% of Totals	6%	13%	29%	28%	21%	2%	0%							100%

AM Volumes	5	10	37	35	32	5	1	0	0	0	0	0	0	125
% AM	2%	3%	13%	12%	11%	2%	0%							43%
AM Peak Hour	8:00	7:00	7:00	7:00	7:00	8:00	7:00							7:00
Volume	2	6	22	25	18	2	1							73
PM Volumes	12	28	48	48	30	1	0	0	0	0	0	0	0	167
% PM	4%	10%	16%	16%	10%	0%								57%
PM Peak Hour	15:00	15:00	15:00	15:00	14:00	21:00								15:00
Volume	5	15	23	11	9	1								59

Directional Peak Periods	AM 7-9			NOON 12-2			PM 4-6			Off Peak Volumes		
All Speeds	Volume		%	Volume		%	Volume		%	Volume		%
	89	↔	30%	28	↔	10%	20	↔	7%	155	↔	53%

Street Name	Direction	Percentiles					
		15th	50th	Average	85th	95th	ADT
S Virginia Ave	North Bound	19	25	25	32	34	292
S Virginia Ave	South Bound	18	25	25	33	38	294

Prepared by National Data & Surveying Services

SPEED

S Virginia Ave Bet. W Verdugo Ave & W Oak St

Day: Tuesday
Date: 1/18/2022

City: Burbank
Project #: CA22_020022_029s

South Bound

Time	< 15	15 - 19	20 - 24	25 - 29	30 - 34	35 - 39	40 - 44	45 - 49	50 - 54	55 - 59	60 - 64	65 - 69	70 +	Total
0:00 AM	0	0	0	0	0	0	0	0	0	0	0	0	0	0
1:00	0	0	0	0	0	0	0	0	0	0	0	0	0	0
2:00	0	0	0	0	0	0	0	0	0	0	0	0	0	0
3:00	0	0	0	1	1	0	0	0	0	0	0	0	0	2
4:00	0	0	1	0	0	0	0	0	0	0	0	0	0	1
5:00	0	0	1	0	0	0	0	0	0	0	0	0	0	1
6:00	0	1	3	2	0	2	0	0	0	0	0	0	0	8
7:00	2	6	25	26	14	10	4	0	0	0	0	0	0	87
8:00	3	2	2	0	2	3	1	0	0	0	0	0	0	13
9:00	2	0	1	2	3	0	0	0	0	0	0	0	0	8
10:00	1	3	1	3	1	1	0	0	0	0	0	0	0	10
11:00	1	0	3	3	2	2	0	0	0	0	0	0	0	11
12:00 PM	1	3	6	2	4	1	0	0	0	0	0	0	0	17
13:00	2	1	0	4	1	0	0	0	0	0	0	0	0	8
14:00	2	2	12	11	5	1	0	0	0	0	0	0	0	33
15:00	2	7	14	6	2	1	0	0	0	0	0	0	0	32
16:00	3	2	0	3	2	1	0	0	0	0	0	0	0	11
17:00	0	5	5	5	4	0	0	0	0	0	0	0	0	19
18:00	1	3	3	3	0	0	0	0	0	0	0	0	0	10
19:00	0	1	1	3	2	1	0	0	0	0	0	0	0	8
20:00	2	0	1	2	3	0	0	0	0	0	0	0	0	8
21:00	0	1	0	1	0	1	0	0	0	0	0	0	0	3
22:00	0	0	0	0	0	1	0	0	0	0	0	0	0	1
23:00	1	0	2	0	0	0	0	0	0	0	0	0	0	3
Totals	23	37	81	77	46	25	5							294
% of Totals	8%	13%	28%	26%	16%	9%	2%							100%

AM Volumes	9	12	37	37	23	18	5	0	0	0	0	0	0	141
% AM	3%	4%	13%	13%	8%	6%	2%							48%
AM Peak Hour	8:00	7:00	7:00	7:00	7:00	7:00	7:00							7:00
Volume	3	6	25	26	14	10	4							87
PM Volumes	14	25	44	40	23	7	0	0	0	0	0	0	0	153
% PM	5%	9%	15%	14%	8%	2%								52%
PM Peak Hour	16:00	15:00	15:00	14:00	14:00	12:00								14:00
Volume	3	7	14	11	5	1								33

Directional Peak Periods	AM 7-9			NOON 12-2			PM 4-6			Off Peak Volumes		
All Speeds	Volume		%	Volume		%	Volume		%	Volume		%
	100	↔	34%	25	↔	9%	30	↔	10%	139	↔	47%

Street Name	Direction	Percentiles					
		15th	50th	Average	85th	95th	ADT
S Virginia Ave	North Bound	19	25	25	32	34	292
S Virginia Ave	South Bound	18	25	25	33	38	294

Prepared by National Data & Surveying Services

SPEED

S Virginia Ave Bet. W Verdugo Ave & W Oak St

Day: Tuesday
Date: 1/18/2022

City: Burbank
Project #: CA22_020022_029

Summary

Time	< 15	15 - 19	20 - 24	25 - 29	30 - 34	35 - 39	40 - 44	45 - 49	50 - 54	55 - 59	60 - 64	65 - 69	70 +	Total
0:00 AM	0	0	1	0	0	0	0	0	0	0	0	0	0	1
1:00	0	0	0	0	0	0	0	0	0	0	0	0	0	0
2:00	0	0	0	0	1	0	0	0	0	0	0	0	0	1
3:00	0	0	0	1	1	0	0	0	0	0	0	0	0	2
4:00	0	0	1	0	0	0	0	0	0	0	0	0	0	1
5:00	1	0	1	0	0	0	0	0	0	0	0	0	0	2
6:00	1	1	6	3	0	2	0	0	0	0	0	0	0	13
7:00	2	12	47	51	32	11	5	0	0	0	0	0	0	160
8:00	5	4	4	4	6	5	1	0	0	0	0	0	0	29
9:00	2	2	5	4	7	0	0	0	0	0	0	0	0	20
10:00	1	3	2	6	3	1	0	0	0	0	0	0	0	16
11:00	2	0	7	3	5	4	0	0	0	0	0	0	0	21
12:00 PM	2	7	7	8	7	1	0	0	0	0	0	0	0	32
13:00	3	2	5	7	4	0	0	0	0	0	0	0	0	21
14:00	4	4	20	18	14	1	0	0	0	0	0	0	0	61
15:00	7	22	37	17	7	1	0	0	0	0	0	0	0	91
16:00	3	3	1	7	3	1	0	0	0	0	0	0	0	18
17:00	0	7	8	12	5	0	0	0	0	0	0	0	0	32
18:00	1	4	8	9	2	0	0	0	0	0	0	0	0	24
19:00	1	2	3	3	6	1	0	0	0	0	0	0	0	16
20:00	4	0	1	3	3	0	0	0	0	0	0	0	0	11
21:00	0	1	0	1	2	2	0	0	0	0	0	0	0	6
22:00	0	0	0	2	0	1	0	0	0	0	0	0	0	3
23:00	1	1	2	1	0	0	0	0	0	0	0	0	0	5
Totals	40	75	166	160	108	31	6							586
% of Totals	7%	13%	28%	27%	18%	5%	1%							100%

AM Volumes	14	22	74	72	55	23	6	0	0	0	0	0	0	266
% AM	2%	4%	13%	12%	9%	4%	1%							45%
AM Peak Hour	8:00	7:00	7:00	7:00	7:00	7:00	7:00							7:00
Volume	5	12	47	51	32	11	5							160
PM Volumes	26	53	92	88	53	8	0	0	0	0	0	0	0	320
% PM	4%	9%	16%	15%	9%	1%								55%
PM Peak Hour	15:00	15:00	15:00	14:00	14:00	21:00								15:00
Volume	7	22	37	18	14	2								91

Directional Peak Periods	AM 7-9			NOON 12-2			PM 4-6			Off Peak Volumes		
All Speeds	Volume		%	Volume		%	Volume		%	Volume		%
	189	↔	32%	53	↔	9%	50	↔	9%	294	↔	50%

Street Name	Direction	Percentiles					
		15th	50th	Average	85th	95th	ADT
S Virginia Ave	Summary	18	25	25	33	36	586

Prepared by NDS/ATD

Prepared by National Data & Surveying Services

VOLUME

S Virginia Ave Bet. W Verdugo Ave & W Oak St

Day: Tuesday
Date: 1/18/2022

City: Burbank
Project #: CA22_020022_029

DAILY TOTALS	NB	SB	EB	WB	Total
	292	294	0	0	586

AM Period	NB		SB		EB	WB	TOTAL		PM Period	NB		SB		EB	WB	TOTAL	
0:00	0		0		0	0			12:00	2		7		0	0	9	
0:15	0		0		0	0			12:15	2		6		0	0	8	
0:30	0		0		0	0			12:30	5		1		0	0	6	
0:45	1	1	0		0	0	1	1	12:45	6	15	3	17	0	0	9	32
1:00	0		0		0	0			13:00	4		2		0	0	6	
1:15	0		0		0	0			13:15	3		4		0	0	7	
1:30	0		0		0	0			13:30	3		1		0	0	4	
1:45	0		0		0	0			13:45	3	13	1	8	0	0	4	21
2:00	1		0		0	0	1		14:00	5		4		0	0	9	
2:15	0		0		0	0			14:15	8		3		0	0	11	
2:30	0		0		0	0			14:30	7		15		0	0	22	
2:45	0	1	0		0	0		1	14:45	8	28	11	33	0	0	19	61
3:00	0		1		0	0	1		15:00	43		19		0	0	62	
3:15	0		0		0	0			15:15	9		5		0	0	14	
3:30	0		1		0	0	1		15:30	1		5		0	0	6	
3:45	0		0	2	0	0		2	15:45	6	59	3	32	0	0	9	91
4:00	0		0		0	0			16:00	0		5		0	0	5	
4:15	0		1		0	0	1		16:15	3		3		0	0	6	
4:30	0		0		0	0			16:30	4		3		0	0	7	
4:45	0		0	1	0	0		1	16:45	0	7	0	11	0	0		18
5:00	0		0		0	0			17:00	4		7		0	0	11	
5:15	0		1		0	0	1		17:15	1		3		0	0	4	
5:30	0		0		0	0			17:30	5		5		0	0	10	
5:45	1	1	0	1	0	0	1	2	17:45	3	13	4	19	0	0	7	32
6:00	0		1		0	0	1		18:00	4		2		0	0	6	
6:15	1		1		0	0	2		18:15	3		3		0	0	6	
6:30	1		2		0	0	3		18:30	1		3		0	0	4	
6:45	3	5	4	8	0	0	7	13	18:45	6	14	2	10	0	0	8	24
7:00	4		5		0	0	9		19:00	3		2		0	0	5	
7:15	1		2		0	0	3		19:15	1		2		0	0	3	
7:30	22		32		0	0	54		19:30	3		4		0	0	7	
7:45	46	73	48	87	0	0	94	160	19:45	1	8	0	8	0	0	1	16
8:00	6		3		0	0	9		20:00	0		1		0	0	1	
8:15	4		3		0	0	7		20:15	1		3		0	0	4	
8:30	2		3		0	0	5		20:30	1		3		0	0	4	
8:45	4	16	4	13	0	0	8	29	20:45	1	3	1	8	0	0	2	11
9:00	5		0		0	0	5		21:00	2		1		0	0	3	
9:15	2		3		0	0	5		21:15	0		0		0	0		
9:30	2		2		0	0	4		21:30	1		1		0	0	2	
9:45	3	12	3	8	0	0	6	20	21:45	0	3	1	3	0	0	1	6
10:00	2		2		0	0	4		22:00	0		0		0	0		
10:15	0		2		0	0	2		22:15	0		1		0	0	1	
10:30	4		3		0	0	7		22:30	0		0		0	0		
10:45	0	6	3	10	0	0	3	16	22:45	2	2	0	1	0	0	2	3
11:00	3		6		0	0	9		23:00	1		0		0	0	1	
11:15	5		0		0	0	5		23:15	0		1		0	0	1	
11:30	1		2		0	0	3		23:30	0		1		0	0	1	
11:45	1	10	3	11	0	0	4	21	23:45	1	2	1	3	0	0	2	5
TOTALS		125		141				266	TOTALS		167		153				320
SPLIT %		47.0%		53.0%				45.4%	SPLIT %		52.2%		47.8%				54.6%

DAILY TOTALS	NB	SB	EB	WB	Total
	292	294	0	0	586

AM Peak Hour	7:30	7:00			7:30	PM Peak Hour	14:30	14:30			14:30
AM Pk Volume	78	87			164	PM Pk Volume	67	50			117
Pk Hr Factor	0.424	0.453			0.436	Pk Hr Factor	0.390	0.658			0.472
7 - 9 Volume	89	100	0	0	189	4 - 6 Volume	20	30	0	0	50
7 - 9 Peak Hour	7:30	7:00			7:30	4 - 6 Peak Hour	17:00	17:00			17:00
7 - 9 Pk Volume	78	87	0	0	164	4 - 6 Pk Volume	13	19	0	0	32
Pk Hr Factor	0.424	0.453	0.000	0.000	0.436	Pk Hr Factor	0.650	0.679	0.000	0.000	0.727

Prepared by NDS/ATD

Project #: CA22_020022_029 **City:** Burbank

Location: S Virginia Ave Bet. W Verdugo Ave & W Oak **Date:** 1/18/2022

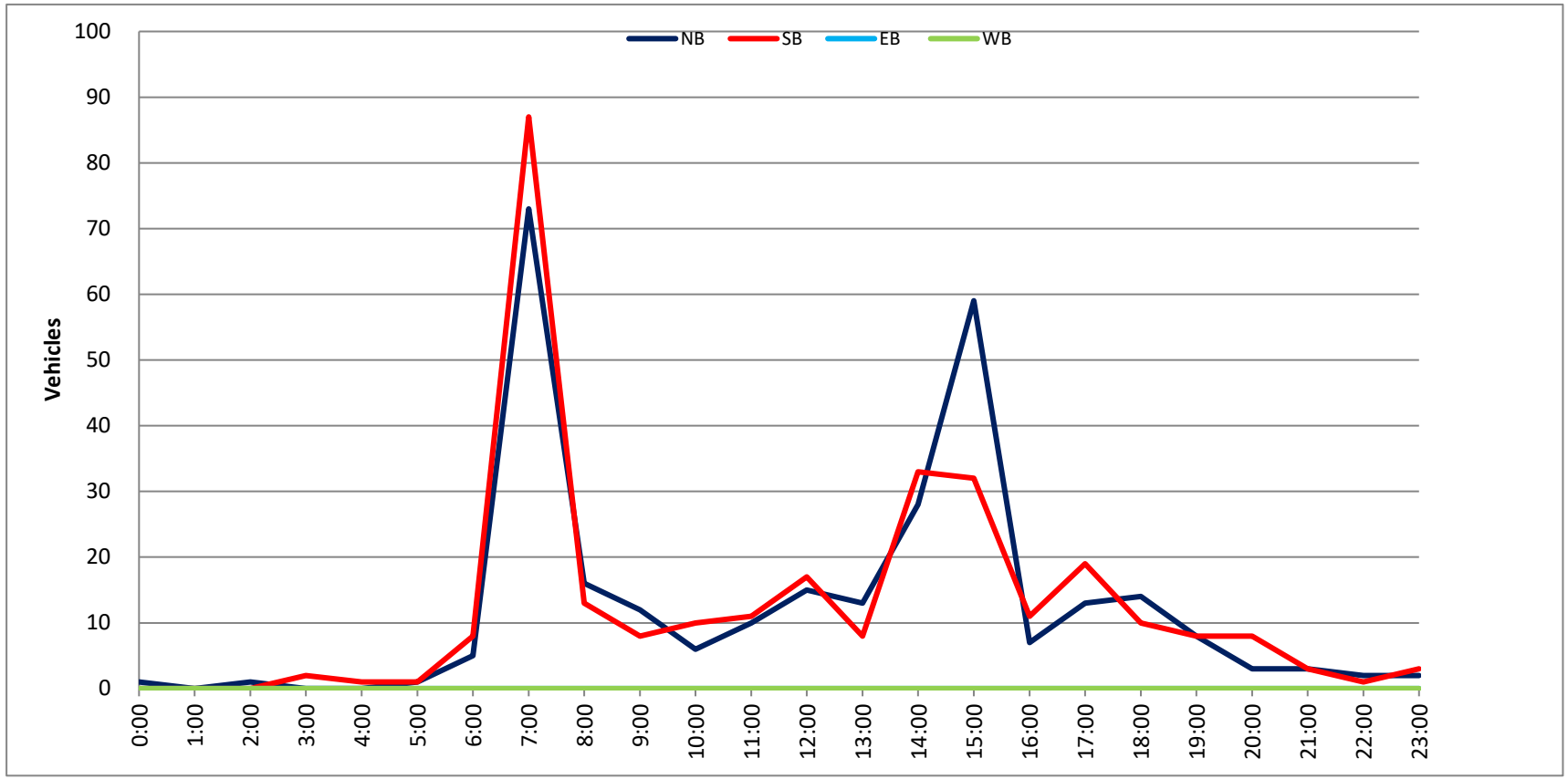

Prepared by National Data & Surveying Services

SPEED

S Virginia Ave Bet. W Verdugo Ave & W Oak St

Day: Wednesday
Date: 1/19/2022

City: Burbank
Project #: CA22_020022_029n

North Bound

Time	< 15	15 - 19	20 - 24	25 - 29	30 - 34	35 - 39	40 - 44	45 - 49	50 - 54	55 - 59	60 - 64	65 - 69	70 +	Total
0:00 AM	0	0	0	0	0	0	0	0	0	0	0	0	0	0
0:15	0	0	0	0	0	0	0	0	0	0	0	0	0	0
0:30	0	0	0	0	0	0	0	0	0	0	0	0	0	0
0:45	1	0	1	0	0	0	0	0	0	0	0	0	0	2
1:00	0	0	0	0	0	0	0	0	0	0	0	0	0	0
1:15	0	0	0	0	0	0	0	0	0	0	0	0	0	0
1:30	0	0	0	0	0	0	0	0	0	0	0	0	0	0
1:45	0	0	0	0	0	0	0	0	0	0	0	0	0	0
2:00	0	0	0	0	0	0	0	0	0	0	0	0	0	0
2:15	0	0	0	0	0	0	0	0	0	0	0	0	0	0
2:30	0	0	0	0	0	0	0	0	0	0	0	0	0	0
2:45	0	0	0	0	0	0	0	0	0	0	0	0	0	0
3:00	0	0	0	0	0	0	0	0	0	0	0	0	0	0
3:15	0	0	0	0	0	0	0	0	0	0	0	0	0	0
3:30	0	0	0	0	0	0	0	0	0	0	0	0	0	0
3:45	0	0	0	0	0	0	0	0	0	0	0	0	0	0
4:00	0	0	0	0	0	0	0	0	0	0	0	0	0	0
4:15	0	0	0	0	0	0	0	0	0	0	0	0	0	0
4:30	0	0	0	0	0	0	0	0	0	0	0	0	0	0
4:45	0	0	0	0	0	0	0	0	0	0	0	0	0	0
5:00	0	0	0	0	0	0	0	0	0	0	0	0	0	0
5:15	1	0	0	0	0	0	0	0	0	0	0	0	0	1
5:30	0	0	0	0	0	0	0	0	0	0	0	0	0	0
5:45	0	0	1	0	0	0	0	0	0	0	0	0	0	1
6:00	0	0	0	1	0	0	0	0	0	0	0	0	0	1
6:15	0	3	0	0	0	0	0	0	0	0	0	0	0	3
6:30	0	0	0	0	0	0	0	0	0	0	0	0	0	0
6:45	0	1	3	1	0	0	0	0	0	0	0	0	0	5
7:00	0	1	2	3	0	0	0	0	0	0	0	0	0	6
7:15	0	0	0	1	1	0	0	0	0	0	0	0	0	2
7:30	0	4	4	5	2	0	0	0	0	0	0	0	0	15
7:45	2	3	19	15	2	1	0	0	0	0	0	0	0	42
8:00	1	0	1	2	2	0	0	0	0	0	0	0	0	6
8:15	0	0	1	0	1	0	0	0	0	0	0	0	0	2
8:30	0	1	0	0	0	1	0	0	0	0	0	0	0	2
8:45	0	2	2	0	0	0	0	0	0	0	0	0	0	4
9:00	0	1	2	1	0	1	0	0	0	0	0	0	0	5
9:15	0	0	1	1	1	0	0	0	0	0	0	0	0	3
9:30	1	0	2	0	0	0	0	0	0	0	0	0	0	3
9:45	0	0	0	2	0	0	0	0	0	0	0	0	0	2
10:00	0	1	1	0	1	0	0	0	0	0	0	0	0	3
10:15	0	0	1	0	1	0	0	0	0	0	0	0	0	2
10:30	0	0	0	0	0	1	0	0	0	0	0	0	0	1
10:45	0	0	1	1	1	0	0	0	0	0	0	0	0	3
11:00	0	2	2	0	0	0	0	0	0	0	0	0	0	4
11:15	0	0	0	0	0	1	0	0	0	0	0	0	0	1
11:30	1	0	1	1	0	0	0	0	0	0	0	0	0	3
11:45	0	2	0	0	1	0	0	0	0	0	0	0	0	3
12:00 PM	0	0	0	0	2	0	0	0	0	0	0	0	0	2
12:15	0	0	1	1	1	0	0	0	0	0	0	0	0	3
12:30	2	0	2	0	0	0	0	0	0	0	0	0	0	4
12:45	0	1	2	1	1	0	0	0	0	0	0	0	0	5
13:00	0	4	0	1	1	0	0	0	0	0	0	0	0	6
13:15	0	0	0	0	0	1	0	0	0	0	0	0	0	1
13:30	1	2	0	1	1	0	0	0	0	0	0	0	0	4
13:45	0	0	1	1	0	0	0	0	0	0	0	0	0	2
14:00	0	0	0	1	1	0	0	0	0	0	0	0	0	2
14:15	2	0	0	0	0	0	0	0	0	0	0	0	0	2
14:30	0	0	1	1	1	0	0	0	0	0	0	0	0	3
14:45	1	2	1	2	0	0	0	0	0	0	0	0	0	6
15:00	6	7	13	5	2	0	0	0	0	0	0	0	0	33
15:15	1	0	0	5	0	1	0	0	0	0	0	0	0	7
15:30	0	0	1	2	0	0	0	0	0	0	0	0	0	3
15:45	1	0	2	3	2	0	0	0	0	0	0	0	0	8
16:00	1	0	1	2	0	0	0	0	0	0	0	0	0	4
16:15	0	0	3	1	0	0	0	0	0	0	0	0	0	4
16:30	0	1	2	2	0	0	0	0	0	0	0	0	0	5
16:45	0	2	1	1	1	0	0	0	0	0	0	0	0	5
17:00	1	0	1	3	1	0	0	0	0	0	0	0	0	6
17:15	0	0	0	1	0	0	0	0	0	0	0	0	0	1
17:30	0	0	1	0	1	0	0	0	0	0	0	0	0	2
17:45	0	0	0	1	0	0	0	0	0	0	0	0	0	1
18:00	0	0	1	0	0	0	0	0	0	0	0	0	0	1
18:15	0	0	1	1	0	0	0	0	0	0	0	0	0	2
18:30	0	0	0	1	0	0	0	0	0	0	0	0	0	1
18:45	0	0	0	1	0	1	0	0	0	0	0	0	0	2
19:00	0	1	0	0	0	0	0	0	0	0	0	0	0	1
19:15	1	0	2	0	0	0	0	0	0	0	0	0	0	3
19:30	0	0	2	2	0	0	0	0	0	0	0	0	0	4
19:45	0	0	0	1	1	0	0	0	0	0	0	0	0	2
20:00	0	0	0	0	0	0	0	0	0	0	0	0	0	0
20:15	0	0	0	0	1	1	0	0	0	0	0	0	0	2
20:30	0	1	1	0	0	0	0	0	0	0	0	0	0	2
20:45	0	0	0	0	0	0	0	0	0	0	0	0	0	0
21:00	0	0	0	0	1	0	0	0	0	0	0	0	0	1
21:15	0	0	0	1	0	0	0	0	0	0	0	0	0	1
21:30	0	0	1	1	0	0	0	0	0	0	0	0	0	2
21:45	0	0	0	0	0	0	0	0	0	0	0	0	0	0
22:00	0	0	1	1	0	1	0	0	0	0	0	0	0	3
22:15	0	0	0	1	0	0	0	0	0	0	0	0	0	1
22:30	0	0	0	0	0	0	0	0	0	0	0	0	0	0
22:45	0	0	1	0	0	0	0	0	0	0	0	0	0	1
23:00	0	0	0	0	0	0	0	0	0	0	0	0	0	0
23:15	0	0	0	0	0	0	0	0	0	0	0	0	0	0
23:30	0	0	0	0	0	0	0	0	0	0	0	0	0	0
23:45	0	0	0	0	0	0	0	0	0	0	0	0	0	0
Totals	23	42	88	79	31	10								273
% of Totals	8%	15%	32%	29%	11%	4%								100%

AM Volumes	7	21	45	34	13	5	0	0	0	0	0	0	0	125
% AM	3%	8%	16%	12%	5%	2%								46%
AM Peak Hour	7:15	7:00	7:00	7:00	7:15	7:45								7:00
Volume	3	8	25	24	7	2								65
PM Volumes	16	21	43	45	18	5	0	0	0	0	0	0	0	148
% PM	6%	8%	16%	16%	7%	2%								54%
PM Peak Hour	14:15	14:15	15:00	15:00	12:00	12:30								15:00
Volume	9	9	16	15	4	1								51

Directional Peak Periods	AM 7-9			NOON 12-2			PM 4-6			Off Peak Volumes		
All Classes	Volume	↔	%	Volume	↔	%	Volume	↔	%	Volume	↔	%
	79	↔	29%	27	↔	10%	28	↔	10%	139	↔	51%

Street Name	Direction	Percentiles					
		15th	50th	Average	85th	95th	ADT
S Virginia Ave	North Bound	17	24	24	30	34	273
S Virginia Ave	South Bound	15	23	23	30	34	300

Prepared by National Data & Surveying Services

SPEED

S Virginia Ave Bet. W Verdugo Ave & W Oak St

Day: Wednesday
Date: 1/19/2022

City: Burbank
Project #: CA22_020022_029s

South Bound

Time	< 15	15 - 19	20 - 24	25 - 29	30 - 34	35 - 39	40 - 44	45 - 49	50 - 54	55 - 59	60 - 64	65 - 69	70 +	Total
0:00 AM	0	0	0	0	0	0	0	0	0	0	0	0	0	0
0:15	0	0	0	0	0	0	0	0	0	0	0	0	0	0
0:30	0	0	0	0	0	0	0	0	0	0	0	0	0	0
0:45	0	0	0	0	0	0	0	0	0	0	0	0	0	0
1:00	0	0	0	0	0	0	0	0	0	0	0	0	0	0
1:15	0	0	0	0	0	0	0	0	0	0	0	0	0	0
1:30	0	0	0	0	0	0	0	0	0	0	0	0	0	0
1:45	0	0	0	0	0	0	0	0	0	0	0	0	0	0
2:00	0	0	0	0	0	0	0	0	0	0	0	0	0	0
2:15	0	0	0	0	0	0	0	0	0	0	0	0	0	0
2:30	0	0	0	0	0	0	0	0	0	0	0	0	0	0
2:45	0	0	0	0	0	0	0	0	0	0	0	0	0	0
3:00	0	0	0	0	0	0	0	0	0	0	0	0	0	0
3:15	0	0	0	0	0	0	0	0	0	0	0	0	0	0
3:30	0	0	0	0	0	0	0	0	0	0	0	0	0	0
3:45	0	0	0	0	0	0	0	0	0	0	0	0	0	0
4:00	0	0	0	0	0	0	0	0	0	0	0	0	0	0
4:15	0	0	1	0	0	0	0	0	0	0	0	0	0	1
4:30	0	0	0	0	0	0	0	0	0	0	0	0	0	0
4:45	0	0	0	0	0	0	0	0	0	0	0	0	0	0
5:00	0	0	0	0	0	0	0	0	0	0	0	0	0	0
5:15	0	0	1	1	0	0	0	0	0	0	0	0	0	2
5:30	0	0	0	0	0	0	0	0	0	0	0	0	0	0
5:45	0	0	0	0	0	0	0	0	0	0	0	0	0	0
6:00	0	0	1	0	1	0	0	0	0	0	0	0	0	2
6:15	0	0	1	0	0	0	0	0	0	0	0	0	0	1
6:30	0	0	0	1	0	1	0	0	0	0	0	0	0	2
6:45	0	0	3	0	1	0	0	0	0	0	0	0	0	4
7:00	0	1	1	0	3	0	0	0	0	0	0	0	0	5
7:15	0	0	2	2	0	0	0	0	0	0	0	0	0	4
7:30	2	8	7	10	3	0	0	0	0	0	0	0	0	30
7:45	7	10	17	16	7	0	1	0	0	0	0	0	0	58
8:00	0	0	0	1	0	1	0	0	0	0	0	0	0	2
8:15	1	0	1	2	0	0	0	0	0	0	0	0	0	4
8:30	2	1	1	1	0	0	0	0	0	0	0	0	0	5
8:45	0	0	1	0	0	0	0	0	0	0	0	0	0	1
9:00	0	0	0	0	0	0	0	0	0	0	0	0	0	0
9:15	0	0	0	1	0	0	0	0	0	0	0	0	0	1
9:30	1	0	0	0	2	0	0	0	0	0	0	0	0	3
9:45	0	2	2	0	0	0	0	0	0	0	0	0	0	4
10:00	2	1	0	0	0	0	0	0	0	0	0	0	0	3
10:15	0	0	1	0	0	0	0	0	0	0	0	0	0	1
10:30	0	0	1	2	1	0	0	0	0	0	0	0	0	4
10:45	1	0	0	0	0	0	0	0	0	0	0	0	0	1
11:00	1	0	0	3	0	0	0	0	0	0	0	0	0	4
11:15	0	1	2	1	0	0	0	0	0	0	0	0	0	4
11:30	1	1	0	2	0	0	0	0	0	0	0	0	0	4
11:45	0	1	0	1	0	0	0	0	0	0	0	0	0	2
12:00 PM	0	0	3	0	0	0	0	0	0	0	0	0	0	3
12:15	1	0	0	1	0	0	0	0	0	0	0	0	0	2
12:30	0	0	3	1	1	0	0	0	0	0	0	0	0	5
12:45	1	0	1	1	0	0	0	0	0	0	0	0	0	3
13:00	0	0	0	0	0	0	0	0	0	0	0	0	0	0
13:15	2	0	1	0	2	0	0	0	0	0	0	0	0	5
13:30	0	0	3	1	1	0	0	0	0	0	0	0	0	5
13:45	0	1	0	0	2	0	0	0	0	0	0	0	0	3
14:00	1	1	0	1	0	0	0	0	0	0	0	0	0	3
14:15	1	0	1	0	1	1	0	0	0	0	0	0	0	4
14:30	1	3	2	8	2	1	0	0	0	0	0	0	0	17
14:45	4	4	6	1	0	0	0	0	0	0	0	0	0	15
15:00	6	6	4	4	0	0	0	0	0	0	0	0	0	20
15:15	0	1	0	3	0	1	0	0	0	0	0	0	0	5
15:30	0	0	0	1	1	0	0	0	0	0	0	0	0	2
15:45	1	0	2	2	1	0	0	0	0	0	0	0	0	6
16:00	1	3	2	2	1	0	0	0	0	0	0	0	0	9
16:15	2	1	4	1	0	0	0	0	0	0	0	0	0	8
16:30	1	1	1	0	2	0	0	0	0	0	0	0	0	5
16:45	1	0	0	0	0	0	0	0	0	0	0	0	0	1
17:00	0	0	0	0	1	0	0	0	0	0	0	0	0	1
17:15	0	0	0	1	1	0	0	0	0	0	0	0	0	2
17:30	0	0	0	1	1	0	0	0	0	0	0	0	0	2
17:45	0	0	0	0	0	0	0	0	0	0	0	0	0	0
18:00	1	0	1	2	0	0	0	0	0	0	0	0	0	4
18:15	3	1	1	0	0	0	0	0	0	0	0	0	0	5
18:30	0	0	0	0	0	0	0	0	0	0	0	0	0	0
18:45	0	0	0	1	0	0	0	0	0	0	0	0	0	1
19:00	0	0	1	0	0	0	0	0	0	0	0	0	0	1
19:15	1	0	0	1	0	0	0	0	0	0	0	0	0	2
19:30	0	0	0	0	1	0	0	0	0	0	0	0	0	1
19:45	0	0	0	0	0	0	0	0	0	0	0	0	0	0
20:00	0	1	0	0	0	0	0	0	0	0	0	0	0	1
20:15	0	0	0	0	0	0	0	0	0	0	0	0	0	0
20:30	0	0	0	0	0	0	0	0	0	0	0	0	0	0
20:45	0	0	0	0	0	0	0	0	0	0	0	0	0	0
21:00	0	0	2	0	0	0	0	0	0	0	0	0	0	2
21:15	0	0	0	0	1	0	0	0	0	0	0	0	0	1
21:30	0	0	1	0	1	0	0	0	0	0	0	0	0	2
21:45	0	1	0	0	0	0	0	0	0	0	0	0	0	1
22:00	0	0	0	0	0	0	0	0	0	0	0	0	0	0
22:15	0	0	0	0	0	0	0	0	0	0	0	0	0	0
22:30	0	0	0	0	0	0	0	0	0	0	0	0	0	0
22:45	0	0	0	0	0	0	0	0	0	0	0	0	0	0
23:00	0	0	0	0	0	0	0	0	0	0	0	0	0	0
23:15	0	0	1	0	0	0	0	0	0	0	0	0	0	1
23:30	0	0	0	0	0	0	0	0	0	0	0	0	0	0
23:45	0	0	0	0	0	0	0	0	0	0	0	0	0	0
Totals	46	50	83	77	38	5	1							300
% of Totals	15%	17%	28%	26%	13%	2%	0%							100%

AM Volumes	18	26	43	44	18	2	1	0	0	0	0	0	0	152
% AM	6%	9%	14%	15%	6%	1%	0%							51%
AM Peak Hour	7:30	7:00	7:00	7:15	7:00	5:45	7:00							7:00
Volume	10	19	27	29	13	1	1							97
PM Volumes	28	24	40	33	20	3	0	0	0	0	0	0	0	148
% PM	9%	8%	13%	11%	7%	1%								49%
PM Peak Hour	14:15	14:30	14:15	14:30	13:00	13:45								14:30
Volume	12	14	13	16	5	2								57

Directional Peak Periods	AM 7-9			NOON 12-2			PM 4-6			Off Peak Volumes		
All Classes	Volume	⟷	%	Volume	⟷	%	Volume	⟷	%	Volume	⟷	%
	109		36%	26		9%	28		9%	137		46%

Street Name	Direction	Percentiles					
		15th	50th	Average	85th	95th	ADT
S Virginia Ave	North Bound	17	24	24	30	34	273
S Virginia Ave	South Bound	15	23	23	30	34	300

Prepared by National Data & Surveying Services

SPEED

S Virginia Ave Bet. W Verdugo Ave & W Oak St

Day: Wednesday
Date: 1/19/2022

City: Burbank
Project #: CA22_020022_029

Summary

Time	< 15	15 - 19	20 - 24	25 - 29	30 - 34	35 - 39	40 - 44	45 - 49	50 - 54	55 - 59	60 - 64	65 - 69	70 +	Total
0:00 AM	0	0	0	0	0	0	0	0	0	0	0	0	0	0
0:15	0	0	0	0	0	0	0	0	0	0	0	0	0	0
0:30	0	0	0	0	0	0	0	0	0	0	0	0	0	0
0:45	1	0	1	0	0	0	0	0	0	0	0	0	0	2
1:00	0	0	0	0	0	0	0	0	0	0	0	0	0	0
1:15	0	0	0	0	0	0	0	0	0	0	0	0	0	0
1:30	0	0	0	0	0	0	0	0	0	0	0	0	0	0
1:45	0	0	0	0	0	0	0	0	0	0	0	0	0	0
2:00	0	0	0	0	0	0	0	0	0	0	0	0	0	0
2:15	0	0	0	0	0	0	0	0	0	0	0	0	0	0
2:30	0	0	0	0	0	0	0	0	0	0	0	0	0	0
2:45	0	0	0	0	0	0	0	0	0	0	0	0	0	0
3:00	0	0	0	0	0	0	0	0	0	0	0	0	0	0
3:15	0	0	0	0	0	0	0	0	0	0	0	0	0	0
3:30	0	0	0	0	0	0	0	0	0	0	0	0	0	0
3:45	0	0	0	0	0	0	0	0	0	0	0	0	0	0
4:00	0	0	0	0	0	0	0	0	0	0	0	0	0	0
4:15	0	0	1	0	0	0	0	0	0	0	0	0	0	1
4:30	0	0	0	0	0	0	0	0	0	0	0	0	0	0
4:45	0	0	0	0	0	0	0	0	0	0	0	0	0	0
5:00	0	0	0	0	0	0	0	0	0	0	0	0	0	0
5:15	1	0	1	1	0	0	0	0	0	0	0	0	0	3
5:30	0	0	0	0	0	0	0	0	0	0	0	0	0	0
5:45	0	0	1	0	0	0	0	0	0	0	0	0	0	1
6:00	0	0	1	1	1	0	0	0	0	0	0	0	0	3
6:15	0	3	1	0	0	0	0	0	0	0	0	0	0	4
6:30	0	0	0	1	0	1	0	0	0	0	0	0	0	2
6:45	0	1	6	1	1	0	0	0	0	0	0	0	0	9
7:00	0	2	3	3	3	0	0	0	0	0	0	0	0	11
7:15	0	0	2	3	1	0	0	0	0	0	0	0	0	6
7:30	2	12	11	15	5	0	0	0	0	0	0	0	0	45
7:45	9	13	36	31	9	1	1	0	0	0	0	0	0	100
8:00	1	0	1	3	2	1	0	0	0	0	0	0	0	8
8:15	1	0	2	2	1	0	0	0	0	0	0	0	0	6
8:30	2	2	1	1	0	1	0	0	0	0	0	0	0	7
8:45	0	2	3	0	0	0	0	0	0	0	0	0	0	5
9:00	0	1	2	1	0	1	0	0	0	0	0	0	0	5
9:15	0	0	1	2	1	0	0	0	0	0	0	0	0	4
9:30	2	0	2	0	2	0	0	0	0	0	0	0	0	6
9:45	0	2	2	2	0	0	0	0	0	0	0	0	0	6
10:00	2	2	1	0	1	0	0	0	0	0	0	0	0	6
10:15	0	0	2	0	1	0	0	0	0	0	0	0	0	3
10:30	0	0	1	2	1	1	0	0	0	0	0	0	0	5
10:45	1	0	1	1	1	0	0	0	0	0	0	0	0	4
11:00	1	2	2	3	0	0	0	0	0	0	0	0	0	8
11:15	0	1	2	1	0	1	0	0	0	0	0	0	0	5
11:30	2	1	1	3	0	0	0	0	0	0	0	0	0	7
11:45	0	3	0	1	1	0	0	0	0	0	0	0	0	5
12:00 PM	0	0	3	0	2	0	0	0	0	0	0	0	0	5
12:15	1	0	1	2	1	0	0	0	0	0	0	0	0	5
12:30	2	0	5	1	1	0	0	0	0	0	0	0	0	9
12:45	1	1	3	2	1	0	0	0	0	0	0	0	0	8
13:00	0	4	0	1	1	0	0	0	0	0	0	0	0	6
13:15	2	0	1	0	2	1	0	0	0	0	0	0	0	6
13:30	0	2	3	2	2	0	0	0	0	0	0	0	0	9
13:45	0	1	1	1	2	0	0	0	0	0	0	0	0	5
14:00	1	1	0	2	1	0	0	0	0	0	0	0	0	5
14:15	3	0	1	0	1	1	0	0	0	0	0	0	0	6
14:30	1	3	3	9	3	1	0	0	0	0	0	0	0	20
14:45	5	6	7	3	0	0	0	0	0	0	0	0	0	21
15:00	12	13	17	9	2	0	0	0	0	0	0	0	0	53
15:15	1	1	0	8	0	2	0	0	0	0	0	0	0	12
15:30	0	0	1	3	1	0	0	0	0	0	0	0	0	5
15:45	2	0	4	5	3	0	0	0	0	0	0	0	0	14
16:00	2	3	3	4	1	0	0	0	0	0	0	0	0	13
16:15	2	1	7	2	0	0	0	0	0	0	0	0	0	12
16:30	1	2	3	2	2	0	0	0	0	0	0	0	0	10
16:45	1	2	1	1	1	0	0	0	0	0	0	0	0	6
17:00	1	0	1	3	2	0	0	0	0	0	0	0	0	7
17:15	0	0	0	2	1	0	0	0	0	0	0	0	0	3
17:30	0	0	1	1	2	0	0	0	0	0	0	0	0	4
17:45	0	0	0	1	0	0	0	0	0	0	0	0	0	1
18:00	1	0	2	2	0	0	0	0	0	0	0	0	0	5
18:15	3	1	2	1	0	0	0	0	0	0	0	0	0	7
18:30	0	0	0	1	0	0	0	0	0	0	0	0	0	1
18:45	0	0	0	2	0	1	0	0	0	0	0	0	0	3
19:00	0	1	1	0	0	0	0	0	0	0	0	0	0	2
19:15	2	0	2	1	0	0	0	0	0	0	0	0	0	5
19:30	0	0	2	2	1	0	0	0	0	0	0	0	0	5
19:45	0	0	0	1	1	0	0	0	0	0	0	0	0	2
20:00	0	1	0	0	0	0	0	0	0	0	0	0	0	1
20:15	0	0	0	0	1	1	0	0	0	0	0	0	0	2
20:30	0	1	1	0	0	0	0	0	0	0	0	0	0	2
20:45	0	0	0	0	0	0	0	0	0	0	0	0	0	0
21:00	0	0	2	0	1	0	0	0	0	0	0	0	0	3
21:15	0	0	0	1	1	0	0	0	0	0	0	0	0	2
21:30	0	0	2	1	1	0	0	0	0	0	0	0	0	4
21:45	0	1	0	0	0	0	0	0	0	0	0	0	0	1
22:00	0	0	1	1	0	1	0	0	0	0	0	0	0	3
22:15	0	0	0	1	0	0	0	0	0	0	0	0	0	1
22:30	0	0	0	0	0	0	0	0	0	0	0	0	0	0
22:45	0	0	1	0	0	0	0	0	0	0	0	0	0	1
23:00	0	0	0	0	0	0	0	0	0	0	0	0	0	0
23:15	0	0	1	0	0	0	0	0	0	0	0	0	0	1
23:30	0	0	0	0	0	0	0	0	0	0	0	0	0	0
23:45	0	0	0	0	0	0	0	0	0	0	0	0	0	0
Totals	69	92	171	156	69	15	1							573
% of Totals	12%	16%	30%	27%	12%	3%	0%							100%

AM Volumes	25	47	88	78	31	7	1	0	0	0	0	0	0	277
% AM	4%	8%	15%	14%	5%	1%	0%							48%
AM Peak Hour	7:30	7:00	7:00	7:00	7:00	7:45	7:00							7:00
Volume	13	27	52	52	18	3	1							162
PM Volumes	44	45	83	78	38	8	0	0	0	0	0	0	0	296
% PM	8%	8%	14%	14%	7%	1%								52%
PM Peak Hour	14:15	14:30	14:15	14:30	13:00	14:30								14:30
Volume	21	23	28	29	7	3								106

Directional Peak Periods	AM 7-9			NOON 12-2			PM 4-6			Off Peak Volumes		
All Classes	Volume	⟷	%	Volume	⟷	%	Volume	⟷	%	Volume	⟷	%
	188		33%	53		9%	56		10%	276		48%

Street Name	Direction	Percentiles					
		15th	50th	Average	85th	95th	ADT
S Virginia Ave	Summary	16	24	23	30	34	573

Prepared by National Data & Surveying Services

SPEED

S Virginia Ave Bet. W Verdugo Ave & W Oak St

Day: Wednesday
Date: 1/19/2022

City: Burbank
Project #: CA22_020022_029n

North Bound

Time	< 15	15 - 19	20 - 24	25 - 29	30 - 34	35 - 39	40 - 44	45 - 49	50 - 54	55 - 59	60 - 64	65 - 69	70 +	Total
0:00 AM	1	0	1	0	0	0	0	0	0	0	0	0	0	2
1:00	0	0	0	0	0	0	0	0	0	0	0	0	0	0
2:00	0	0	0	0	0	0	0	0	0	0	0	0	0	0
3:00	0	0	0	0	0	0	0	0	0	0	0	0	0	0
4:00	0	0	0	0	0	0	0	0	0	0	0	0	0	0
5:00	1	0	1	0	0	0	0	0	0	0	0	0	0	2
6:00	0	4	3	2	0	0	0	0	0	0	0	0	0	9
7:00	2	8	25	24	5	1	0	0	0	0	0	0	0	65
8:00	1	3	4	2	3	1	0	0	0	0	0	0	0	14
9:00	1	1	5	4	1	1	0	0	0	0	0	0	0	13
10:00	0	1	3	1	3	1	0	0	0	0	0	0	0	9
11:00	1	4	3	1	1	1	0	0	0	0	0	0	0	11
12:00 PM	2	1	5	2	4	0	0	0	0	0	0	0	0	14
13:00	0	6	1	3	2	1	0	0	0	0	0	0	0	13
14:00	3	2	2	4	2	0	0	0	0	0	0	0	0	13
15:00	8	7	16	15	4	1	0	0	0	0	0	0	0	51
16:00	1	3	7	6	1	0	0	0	0	0	0	0	0	18
17:00	1	0	2	5	2	0	0	0	0	0	0	0	0	10
18:00	0	0	2	3	0	1	0	0	0	0	0	0	0	6
19:00	1	1	4	3	1	0	0	0	0	0	0	0	0	10
20:00	0	1	1	0	1	1	0	0	0	0	0	0	0	4
21:00	0	0	1	2	1	0	0	0	0	0	0	0	0	4
22:00	0	0	2	2	0	1	0	0	0	0	0	0	0	5
23:00	0	0	0	0	0	0	0	0	0	0	0	0	0	0
Totals	23	42	88	79	31	10								273
% of Totals	8%	15%	32%	29%	11%	4%								100%

AM Volumes	7	21	45	34	13	5	0	0	0	0	0	0	0	125
% AM	3%	8%	16%	12%	5%	2%								46%
AM Peak Hour	7:00	7:00	7:00	7:00	7:00	7:00								7:00
Volume	2	8	25	24	5	1								65
PM Volumes	16	21	43	45	18	5	0	0	0	0	0	0	0	148
% PM	6%	8%	16%	16%	7%	2%								54%
PM Peak Hour	15:00	15:00	15:00	15:00	12:00	13:00								15:00
Volume	8	7	16	15	4	1								51

Directional Peak Periods	AM 7-9			NOON 12-2			PM 4-6			Off Peak Volumes		
All Speeds	Volume	↔	%	Volume	↔	%	Volume	↔	%	Volume	↔	%
	79		29%	27		10%	28		10%	139		51%

Street Name	Direction	Percentiles					
		15th	50th	Average	85th	95th	ADT
S Virginia Ave	North Bound	17	24	24	30	34	273
S Virginia Ave	South Bound	15	23	23	30	34	300

Prepared by National Data & Surveying Services

SPEED

S Virginia Ave Bet. W Verdugo Ave & W Oak St

Day: Wednesday
Date: 1/19/2022

City: Burbank
Project #: CA22_020022_029s

South Bound

Time	< 15	15 - 19	20 - 24	25 - 29	30 - 34	35 - 39	40 - 44	45 - 49	50 - 54	55 - 59	60 - 64	65 - 69	70 +	Total
0:00 AM	0	0	0	0	0	0	0	0	0	0	0	0	0	**0**
1:00	0	0	0	0	0	0	0	0	0	0	0	0	0	**0**
2:00	0	0	0	0	0	0	0	0	0	0	0	0	0	**0**
3:00	0	0	0	0	0	0	0	0	0	0	0	0	0	**0**
4:00	0	0	1	0	0	0	0	0	0	0	0	0	0	**1**
5:00	0	0	1	1	0	0	0	0	0	0	0	0	0	**2**
6:00	0	0	5	1	2	1	0	0	0	0	0	0	0	**9**
7:00	9	19	27	28	13	0	1	0	0	0	0	0	0	**97**
8:00	3	1	3	4	0	1	0	0	0	0	0	0	0	**12**
9:00	1	2	2	1	2	0	0	0	0	0	0	0	0	**8**
10:00	3	1	2	2	1	0	0	0	0	0	0	0	0	**9**
11:00	2	3	2	7	0	0	0	0	0	0	0	0	0	**14**
12:00 PM	2	0	7	3	1	0	0	0	0	0	0	0	0	**13**
13:00	2	1	4	1	5	0	0	0	0	0	0	0	0	**13**
14:00	7	8	9	10	3	2	0	0	0	0	0	0	0	**39**
15:00	7	7	6	10	2	1	0	0	0	0	0	0	0	**33**
16:00	5	5	7	3	3	0	0	0	0	0	0	0	0	**23**
17:00	0	0	0	2	3	0	0	0	0	0	0	0	0	**5**
18:00	4	1	2	3	0	0	0	0	0	0	0	0	0	**10**
19:00	1	0	1	1	1	0	0	0	0	0	0	0	0	**4**
20:00	0	1	0	0	0	0	0	0	0	0	0	0	0	**1**
21:00	0	1	3	0	2	0	0	0	0	0	0	0	0	**6**
22:00	0	0	0	0	0	0	0	0	0	0	0	0	0	**0**
23:00	0	0	1	0	0	0	0	0	0	0	0	0	0	**1**
Totals	**46**	**50**	**83**	**77**	**38**	**5**	**1**							**300**
% of Totals	15%	17%	28%	26%	13%	2%	0%							100%

AM Volumes	18	26	43	44	18	2	1	0	0	0	0	0	0	152
% AM	6%	9%	14%	15%	6%	1%	0%							51%
AM Peak Hour	7:00	7:00	7:00	7:00	7:00	6:00	7:00							7:00
Volume	9	19	27	28	13	1	1							97
PM Volumes	28	24	40	33	20	3	0	0	0	0	0	0	0	148
% PM	9%	8%	13%	11%	7%	1%								49%
PM Peak Hour	14:00	14:00	14:00	14:00	13:00	14:00								14:00
Volume	7	8	9	10	5	2								39

Directional Peak Periods	**AM 7-9**			**NOON 12-2**			**PM 4-6**			**Off Peak Volumes**		
All Speeds	Volume	↔	%	Volume	↔	%	Volume	↔	%	Volume	↔	%
	109		36%	26		9%	28		9%	137		46%

Street Name	Direction	Percentiles					
		15th	50th	Average	85th	95th	ADT
S Virginia Ave	North Bound	17	24	24	30	34	273
S Virginia Ave	South Bound	15	23	23	30	34	300

Prepared by National Data & Surveying Services

SPEED

S Virginia Ave Bet. W Verdugo Ave & W Oak St

Day: Wednesday
Date: 1/19/2022

City: Burbank
Project #: CA22_020022_029

Summary

Time	< 15	15 - 19	20 - 24	25 - 29	30 - 34	35 - 39	40 - 44	45 - 49	50 - 54	55 - 59	60 - 64	65 - 69	70 +	Total
0:00 AM	1	0	1	0	0	0	0	0	0	0	0	0	0	2
1:00	0	0	0	0	0	0	0	0	0	0	0	0	0	0
2:00	0	0	0	0	0	0	0	0	0	0	0	0	0	0
3:00	0	0	0	0	0	0	0	0	0	0	0	0	0	0
4:00	0	0	1	0	0	0	0	0	0	0	0	0	0	1
5:00	1	0	2	1	0	0	0	0	0	0	0	0	0	4
6:00	0	4	8	3	2	1	0	0	0	0	0	0	0	18
7:00	11	27	52	52	18	1	1	0	0	0	0	0	0	162
8:00	4	4	7	6	3	2	0	0	0	0	0	0	0	26
9:00	2	3	7	5	3	1	0	0	0	0	0	0	0	21
10:00	3	2	5	3	4	1	0	0	0	0	0	0	0	18
11:00	3	7	5	8	1	1	0	0	0	0	0	0	0	25
12:00 PM	4	1	12	5	5	0	0	0	0	0	0	0	0	27
13:00	2	7	5	4	7	1	0	0	0	0	0	0	0	26
14:00	10	10	11	14	5	2	0	0	0	0	0	0	0	52
15:00	15	14	22	25	6	2	0	0	0	0	0	0	0	84
16:00	6	8	14	9	4	0	0	0	0	0	0	0	0	41
17:00	1	0	2	7	5	0	0	0	0	0	0	0	0	15
18:00	4	1	4	6	0	1	0	0	0	0	0	0	0	16
19:00	2	1	5	4	2	0	0	0	0	0	0	0	0	14
20:00	0	2	1	0	1	1	0	0	0	0	0	0	0	5
21:00	0	1	4	2	3	0	0	0	0	0	0	0	0	10
22:00	0	0	2	2	0	1	0	0	0	0	0	0	0	5
23:00	0	0	1	0	0	0	0	0	0	0	0	0	0	1
Totals	69	92	171	156	69	15	1							573
% of Totals	12%	16%	30%	27%	12%	3%	0%							100%

AM Volumes	25	47	88	78	31	7	1	0	0	0	0	0	0	277
% AM	4%	8%	15%	14%	5%	1%	0%							48%
AM Peak Hour	7:00	7:00	7:00	7:00	7:00	8:00	7:00							7:00
Volume	11	27	52	52	18	2	1							162
PM Volumes	44	45	83	78	38	8	0	0	0	0	0	0	0	296
% PM	8%	8%	14%	14%	7%	1%								52%
PM Peak Hour	15:00	15:00	15:00	15:00	13:00	14:00								15:00
Volume	15	14	22	25	7	2								84

Directional Peak Periods	AM 7-9			NOON 12-2			PM 4-6			Off Peak Volumes		
All Speeds	Volume		%	Volume		%	Volume		%	Volume		%
	188	↔	33%	53	↔	9%	56	↔	10%	276	↔	48%

Street Name	Direction	Percentiles					
		15th	50th	Average	85th	95th	ADT
S Virginia Ave	Summary	16	24	23	30	34	573

Prepared by NDS/ATD

Prepared by National Data & Surveying Services

VOLUME

S Virginia Ave Bet. W Verdugo Ave & W Oak St

Day: Wednesday
Date: 1/19/2022

City: Burbank
Project #: CA22_020022_029

DAILY TOTALS	NB	SB	EB	WB	Total
	273	300	0	0	573

AM Period	NB		SB		EB	WB	TOTAL		PM Period	NB		SB		EB	WB	TOTAL	
0:00	0		0		0	0			12:00	2		3		0	0	5	
0:15	0		0		0	0			12:15	3		2		0	0	5	
0:30	0		0		0	0			12:30	4		5		0	0	9	
0:45	2	2	0		0	0	2	2	12:45	5	14	3	13	0	0	8	27
1:00	0		0		0	0			13:00	6		0		0	0	6	
1:15	0		0		0	0			13:15	1		5		0	0	6	
1:30	0		0		0	0			13:30	4		5		0	0	9	
1:45	0		0		0	0			13:45	2	13	3	13	0	0	5	26
2:00	0		0		0	0			14:00	2		3		0	0	5	
2:15	0		0		0	0			14:15	2		4		0	0	6	
2:30	0		0		0	0			14:30	3		17		0	0	20	
2:45	0		0		0	0			14:45	6	13	15	39	0	0	21	52
3:00	0		0		0	0			15:00	33		20		0	0	53	
3:15	0		0		0	0			15:15	7		5		0	0	12	
3:30	0		0		0	0			15:30	3		2		0	0	5	
3:45	0		0		0	0			15:45	8	51	6	33	0	0	14	84
4:00	0		0		0	0			16:00	4		9		0	0	13	
4:15	0		1		0	0	1		16:15	4		8		0	0	12	
4:30	0		0		0	0			16:30	5		5		0	0	10	
4:45	0		0	1	0	0		1	16:45	5	18	1	23	0	0	6	41
5:00	0		0		0	0			17:00	6		1		0	0	7	
5:15	1		2		0	0	3		17:15	1		2		0	0	3	
5:30	0		0		0	0			17:30	2		2		0	0	4	
5:45	1	2	0	2	0	0	1	4	17:45	1	10	0	5	0	0	1	15
6:00	1		2		0	0	3		18:00	1		4		0	0	5	
6:15	3		1		0	0	4		18:15	2		5		0	0	7	
6:30	0		2		0	0	2		18:30	1		0		0	0	1	
6:45	5	9	4	9	0	0	9	18	18:45	2	6	1	10	0	0	3	16
7:00	6		5		0	0	11		19:00	1		1		0	0	2	
7:15	2		4		0	0	6		19:15	3		2		0	0	5	
7:30	15		30		0	0	45		19:30	4		1		0	0	5	
7:45	42	65	58	97	0	0	100	162	19:45	2	10	0	4	0	0	2	14
8:00	6		2		0	0	8		20:00	0		1		0	0	1	
8:15	2		4		0	0	6		20:15	2		0		0	0	2	
8:30	2		5		0	0	7		20:30	2		0		0	0	2	
8:45	4	14	1	12	0	0	5	26	20:45	0	4	0	1	0	0		5
9:00	5		0		0	0	5		21:00	1		2		0	0	3	
9:15	3		1		0	0	4		21:15	1		1		0	0	2	
9:30	3		3		0	0	6		21:30	2		2		0	0	4	
9:45	2	13	4	8	0	0	6	21	21:45	0	4	1	6	0	0	1	10
10:00	3		3		0	0	6		22:00	3		0		0	0	3	
10:15	2		1		0	0	3		22:15	1		0		0	0	1	
10:30	1		4		0	0	5		22:30	0		0		0	0		
10:45	3	9	1	9	0	0	4	18	22:45	1	5	0		0	0	1	5
11:00	4		4		0	0	8		23:00	0		0		0	0		
11:15	1		4		0	0	5		23:15	0		1		0	0	1	
11:30	3		4		0	0	7		23:30	0		0		0	0		
11:45	3	11	2	14	0	0	5	25	23:45	0		0	1	0	0		1
TOTALS		125		152				277	TOTALS		148		148				296
SPLIT %		45.1%		54.9%				48.3%	SPLIT %		50.0%		50.0%				51.7%

DAILY TOTALS	NB	SB	EB	WB	Total
	273	300	0	0	573

AM Peak Hour	7:00	7:00			7:00	PM Peak Hour	15:00	14:30			14:30
AM Pk Volume	65	97			162	PM Pk Volume	51	57			106
Pk Hr Factor	0.387	0.418			0.405	Pk Hr Factor	0.386	0.713			0.500
7 - 9 Volume	79	109	0	0	188	4 - 6 Volume	28	28	0	0	56
7 - 9 Peak Hour	7:00	7:00			7:00	4 - 6 Peak Hour	16:15	16:00			16:00
7 - 9 Pk Volume	65	97	0	0	162	4 - 6 Pk Volume	20	23	0	0	41
Pk Hr Factor	0.387	0.418	0.000	0.000	0.405	Pk Hr Factor	0.833	0.639	0.000	0.000	0.788

Prepared by NDS/ATD

Project #: CA22_020022_029 **City:** Burbank

Location: S Virginia Ave Bet. W Verdugo Ave & W Oak **Date:** 1/19/2022

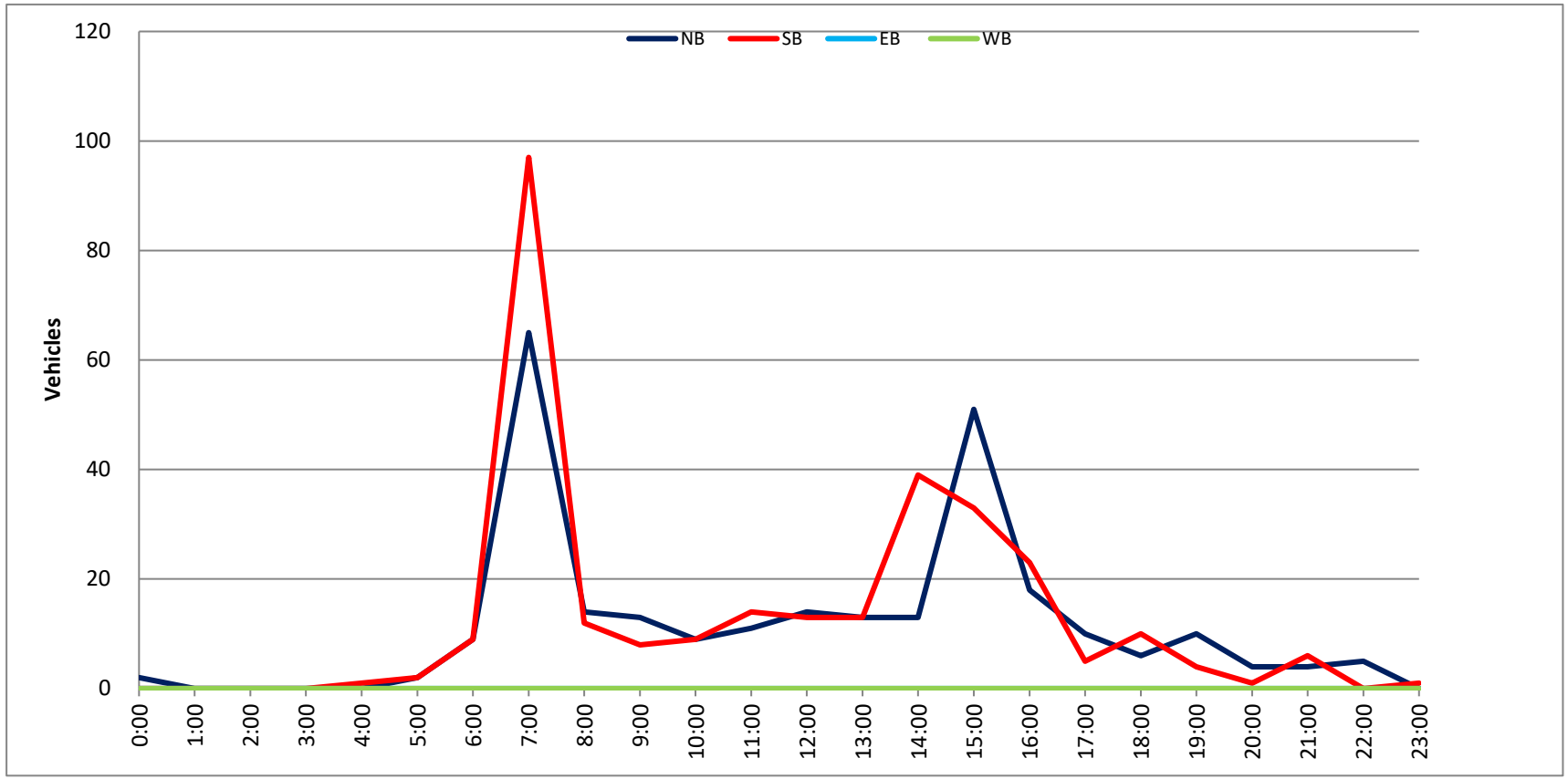

Prepared by National Data & Surveying Services

SPEED

S Virginia Ave Bet. W Verdugo Ave & W Oak St

Day: Thursday
Date: 1/20/2022

City: Burbank
Project #: CA22_020022_029n

North Bound

Time	< 15	15 - 19	20 - 24	25 - 29	30 - 34	35 - 39	40 - 44	45 - 49	50 - 54	55 - 59	60 - 64	65 - 69	70 +	Total
0:00 AM	0	0	0	0	0	0	0	0	0	0	0	0	0	0
0:15	0	0	0	0	0	0	0	0	0	0	0	0	0	0
0:30	0	0	0	0	0	0	0	0	0	0	0	0	0	0
0:45	0	0	0	0	0	0	0	0	0	0	0	0	0	0
1:00	0	0	0	0	0	0	0	0	0	0	0	0	0	0
1:15	0	0	0	0	0	0	0	0	0	0	0	0	0	0
1:30	0	0	0	0	0	0	0	0	0	0	0	0	0	0
1:45	0	0	0	0	0	0	0	0	0	0	0	0	0	0
2:00	0	0	0	0	0	0	0	0	0	0	0	0	0	0
2:15	0	0	0	0	0	0	0	0	0	0	0	0	0	0
2:30	0	0	0	0	0	0	0	0	0	0	0	0	0	0
2:45	0	0	0	0	0	0	0	0	0	0	0	0	0	0
3:00	0	0	0	0	0	0	0	0	0	0	0	0	0	0
3:15	0	0	0	0	0	0	0	0	0	0	0	0	0	0
3:30	0	0	0	0	0	0	0	0	0	0	0	0	0	0
3:45	0	0	0	0	0	0	0	0	0	0	0	0	0	0
4:00	0	0	0	0	0	0	0	0	0	0	0	0	0	0
4:15	0	0	0	0	0	0	0	0	0	0	0	0	0	0
4:30	0	0	0	0	0	0	0	0	0	0	0	0	0	0
4:45	0	0	0	0	0	0	0	0	0	0	0	0	0	0
5:00	0	0	0	0	0	0	0	0	0	0	0	0	0	0
5:15	1	0	0	0	0	0	0	0	0	0	0	0	0	1
5:30	0	0	1	0	0	0	0	0	0	0	0	0	0	1
5:45	0	0	0	0	0	0	0	0	0	0	0	0	0	0
6:00	0	0	1	0	0	0	0	0	0	0	0	0	0	1
6:15	0	0	1	0	0	0	0	0	0	0	0	0	0	1
6:30	1	0	2	0	0	0	0	0	0	0	0	0	0	3
6:45	0	0	1	1	1	1	0	0	0	0	0	0	0	4
7:00	0	0	0	3	0	0	0	0	0	0	0	0	0	3
7:15	0	0	0	2	1	1	0	0	0	0	0	0	0	4
7:30	1	1	5	10	3	0	0	0	0	0	0	0	0	20
7:45	0	3	11	16	2	0	0	0	0	0	0	0	0	32
8:00	1	0	0	4	2	1	0	0	0	0	0	0	0	8
8:15	0	0	0	2	0	0	0	0	0	0	0	0	0	2
8:30	2	0	0	0	0	0	0	0	0	0	0	0	0	2
8:45	0	0	0	2	1	0	0	0	0	0	0	0	0	3
9:00	0	0	0	1	0	1	0	0	0	0	0	0	0	2
9:15	0	0	0	0	0	0	0	0	0	0	0	0	0	0
9:30	0	0	0	3	1	0	0	0	0	0	0	0	0	4
9:45	0	0	0	0	0	0	0	0	0	0	0	0	0	0
10:00	0	0	0	0	0	1	0	0	0	0	0	0	0	1
10:15	0	0	0	1	1	0	0	0	0	0	0	0	0	2
10:30	0	0	0	1	1	0	0	0	0	0	0	0	0	2
10:45	1	1	0	1	0	0	0	0	0	0	0	0	0	3
11:00	2	1	1	0	2	0	0	0	0	0	0	0	0	6
11:15	4	2	0	0	1	0	0	0	0	0	0	0	0	7
11:30	0	1	1	2	0	0	0	0	0	0	0	0	0	4
11:45	0	0	3	1	0	0	0	0	0	0	0	0	0	4
12:00 PM	0	1	2	0	1	0	0	0	0	0	0	0	0	4
12:15	0	0	0	1	0	0	0	0	0	0	0	0	0	1
12:30	0	1	0	1	0	0	0	0	0	0	0	0	0	2
12:45	0	1	0	0	1	0	0	0	0	0	0	0	0	2
13:00	1	1	1	1	1	0	0	0	0	0	0	0	0	5
13:15	0	0	1	1	0	1	0	0	0	0	0	0	0	3
13:30	1	0	0	1	0	0	0	0	0	0	0	0	0	2
13:45	1	0	1	1	0	0	0	0	0	0	0	0	0	3
14:00	1	0	0	1	0	0	0	0	0	0	0	0	0	2
14:15	1	0	2	0	1	0	0	0	0	0	0	0	0	4
14:30	0	1	0	0	1	1	0	0	0	0	0	0	0	3
14:45	0	3	3	0	1	0	0	0	0	0	0	0	0	7
15:00	9	13	7	7	2	1	0	0	0	0	0	0	0	39
15:15	1	1	4	3	0	0	0	0	0	0	0	0	0	9
15:30	0	0	1	2	0	0	0	0	0	0	0	0	0	3
15:45	0	0	1	2	1	0	0	0	0	0	0	0	0	4
16:00	1	0	1	2	2	0	0	0	0	0	0	0	0	6
16:15	0	0	1	2	0	0	0	0	0	0	0	0	0	3
16:30	0	0	1	2	3	0	0	0	0	0	0	0	0	6
16:45	1	0	0	2	0	1	0	0	0	0	0	0	0	4
17:00	0	1	1	3	1	0	0	0	0	0	0	0	0	6
17:15	0	0	1	1	0	0	0	0	0	0	0	0	0	2
17:30	0	0	3	2	1	0	0	0	0	0	0	0	0	6
17:45	1	0	3	2	0	0	0	0	0	0	0	0	0	6
18:00	0	0	1	2	0	0	0	0	0	0	0	0	0	3
18:15	0	0	2	1	0	0	0	0	0	0	0	0	0	3
18:30	0	0	2	1	1	0	0	0	0	0	0	0	0	4
18:45	0	0	2	1	0	0	0	0	0	0	0	0	0	3
19:00	0	0	1	1	0	0	0	0	0	0	0	0	0	2
19:15	0	0	1	0	0	0	0	0	0	0	0	0	0	1
19:30	0	0	0	2	0	0	0	0	0	0	0	0	0	2
19:45	1	0	0	1	0	0	0	0	0	0	0	0	0	2
20:00	0	0	0	0	0	0	0	0	0	0	0	0	0	0
20:15	0	0	0	0	0	0	0	0	0	0	0	0	0	0
20:30	1	0	1	0	0	0	0	0	0	0	0	0	0	2
20:45	0	0	0	1	0	0	0	0	0	0	0	0	0	1
21:00	0	0	0	2	0	0	0	0	0	0	0	0	0	2
21:15	0	0	0	1	0	0	0	0	0	0	0	0	0	1
21:30	0	0	0	1	1	0	0	0	0	0	0	0	0	2
21:45	0	1	0	1	1	0	0	0	0	0	0	0	0	3
22:00	0	0	1	0	1	0	0	0	0	0	0	0	0	2
22:15	0	0	0	0	0	0	0	0	0	0	0	0	0	0
22:30	1	0	0	0	0	0	0	0	0	0	0	0	0	1
22:45	0	0	0	1	0	0	0	0	0	0	0	0	0	1
23:00	0	0	0	0	0	0	0	0	0	0	0	0	0	0
23:15	0	0	0	0	0	0	0	0	0	0	0	0	0	0
23:30	0	0	0	0	0	0	0	0	0	0	0	0	0	0
23:45	0	0	0	0	0	0	0	0	0	0	0	0	0	0
Totals	34	33	72	103	36	9								287
% of Totals	12%	11%	25%	36%	13%	3%								100%

AM Volumes	13	9	27	50	16	5	0	0	0	0	0	0	0	120
% AM	5%	3%	9%	17%	6%	2%								42%
AM Peak Hour	10:30	10:45	7:00	7:15	7:15	6:30								7:15
Volume	7	5	16	32	8	2								64
PM Volumes	21	24	45	53	20	4	0	0	0	0	0	0	0	167
% PM	7%	8%	16%	18%	7%	1%								58%
PM Peak Hour	14:15	14:30	14:45	15:00	15:45	14:15								14:30
Volume	10	18	15	14	6	2								58

Directional Peak Periods	AM 7-9			NOON 12-2			PM 4-6			Off Peak Volumes		
All Classes	Volume	↔	%	Volume	↔	%	Volume	↔	%	Volume	↔	%
	74	↔	26%	22	↔	8%	39	↔	14%	152	↔	53%

Street Name	Direction	Percentiles					
		15th	50th	Average	85th	95th	ADT
S Virginia Ave	North Bound	16	25	24	30	34	287
S Virginia Ave	South Bound	17	24	24	32	36	307

Prepared by National Data & Surveying Services

SPEED

S Virginia Ave Bet. W Verdugo Ave & W Oak St

Day: Thursday
Date: 1/20/2022

City: Burbank
Project #: CA22_020022_029s

South Bound

Time	< 15	15 - 19	20 - 24	25 - 29	30 - 34	35 - 39	40 - 44	45 - 49	50 - 54	55 - 59	60 - 64	65 - 69	70 +	Total
0:00 AM	0	0	0	0	0	0	0	0	0	0	0	0	0	0
0:15	0	0	0	0	0	0	0	0	0	0	0	0	0	0
0:30	0	0	0	0	0	0	0	0	0	0	0	0	0	0
0:45	0	0	0	0	0	0	0	0	0	0	0	0	0	0
1:00	0	0	0	0	0	0	0	0	0	0	0	0	0	0
1:15	0	0	0	0	0	0	0	0	0	0	0	0	0	0
1:30	0	0	0	0	0	0	0	0	0	0	0	0	0	0
1:45	0	0	0	0	0	0	0	0	0	0	0	0	0	0
2:00	0	0	0	0	0	0	0	0	0	0	0	0	0	0
2:15	0	0	0	0	0	0	0	0	0	0	0	0	0	0
2:30	0	0	0	0	0	0	0	0	0	0	0	0	0	0
2:45	0	0	0	0	0	0	0	0	0	0	0	0	0	0
3:00	0	0	0	0	0	0	0	0	0	0	0	0	0	0
3:15	0	0	0	0	0	0	0	0	0	0	0	0	0	0
3:30	0	0	0	0	0	0	0	0	0	0	0	0	0	0
3:45	0	0	0	0	0	0	0	0	0	0	0	0	0	0
4:00	0	0	0	0	0	0	0	0	0	0	0	0	0	0
4:15	0	0	0	1	0	0	0	0	0	0	0	0	0	1
4:30	0	0	1	0	0	0	0	0	0	0	0	0	0	1
4:45	0	0	0	0	0	0	0	0	0	0	0	0	0	0
5:00	0	0	0	0	0	0	0	0	0	0	0	0	0	0
5:15	0	0	1	1	0	0	0	0	0	0	0	0	0	2
5:30	0	0	0	0	0	0	0	0	0	0	0	0	0	0
5:45	0	0	0	0	0	0	0	0	0	0	0	0	0	0
6:00	0	0	2	1	0	0	0	0	0	0	0	0	0	3
6:15	0	0	0	1	0	0	0	0	0	0	0	0	0	1
6:30	0	0	1	0	0	1	0	0	0	0	0	0	0	2
6:45	1	0	1	1	0	0	0	0	0	0	0	0	0	3
7:00	1	0	1	1	1	0	1	0	0	0	0	0	0	5
7:15	1	1	1	1	0	0	1	0	0	0	0	0	0	5
7:30	3	5	8	10	4	0	0	0	0	0	0	0	0	30
7:45	1	6	18	18	10	8	1	0	0	0	0	0	0	62
8:00	1	0	1	1	2	0	0	0	0	0	0	0	0	5
8:15	0	0	0	0	2	0	0	0	0	0	0	0	0	2
8:30	0	0	1	0	0	0	0	0	0	0	0	0	0	1
8:45	1	0	0	0	0	0	0	0	0	0	0	0	0	1
9:00	0	2	0	0	1	0	0	0	0	0	0	0	0	3
9:15	1	0	0	0	0	0	0	0	0	0	0	0	0	1
9:30	0	0	0	0	0	0	0	0	0	0	0	0	0	0
9:45	0	1	0	1	0	0	0	0	0	0	0	0	0	2
10:00	1	0	0	0	0	0	0	0	0	0	0	0	0	1
10:15	1	1	0	1	0	0	0	0	0	0	0	0	0	3
10:30	0	0	1	1	0	0	0	0	0	0	0	0	0	2
10:45	0	0	0	0	1	1	0	0	0	0	0	0	0	2
11:00	0	1	1	1	0	0	0	0	0	0	0	0	0	3
11:15	1	0	1	0	0	0	0	0	0	0	0	0	0	2
11:30	0	0	1	1	0	0	0	0	0	0	0	0	0	2
11:45	2	1	0	0	1	0	0	0	0	0	0	0	0	4
12:00 PM	0	0	0	1	0	0	0	0	0	0	0	0	0	1
12:15	0	0	0	0	1	0	0	0	0	0	0	0	0	1
12:30	0	0	0	0	1	0	0	0	0	0	0	0	0	1
12:45	0	1	0	0	1	0	0	0	0	0	0	0	0	2
13:00	1	0	1	1	1	0	0	0	0	0	0	0	0	4
13:15	0	0	0	1	1	0	0	0	0	0	0	0	0	2
13:30	0	1	0	0	0	0	0	0	0	0	0	0	0	1
13:45	0	0	2	0	0	0	0	0	0	0	0	0	0	2
14:00	0	0	1	0	1	0	0	0	0	0	0	0	0	2
14:15	0	0	1	0	3	1	0	0	0	0	0	0	0	5
14:30	0	3	8	5	4	1	0	0	0	0	0	0	0	21
14:45	3	3	4	5	1	0	0	0	0	0	0	0	0	16
15:00	6	8	7	5	1	0	0	0	0	0	0	0	0	27
15:15	0	1	2	4	0	0	0	0	0	0	0	0	0	7
15:30	0	0	0	0	1	0	0	0	0	0	0	0	0	1
15:45	0	0	0	0	1	0	0	0	0	0	0	0	0	1
16:00	0	0	4	2	2	0	0	0	0	0	0	0	0	8
16:15	1	0	2	0	0	0	0	0	0	0	0	0	0	3
16:30	1	0	0	3	0	0	0	0	0	0	0	0	0	4
16:45	0	0	1	0	0	0	0	0	0	0	0	0	0	1
17:00	1	0	2	0	0	0	0	0	0	0	0	0	0	3
17:15	0	1	1	3	0	0	1	0	0	0	0	0	0	6
17:30	0	1	2	0	2	0	0	0	0	0	0	0	0	5
17:45	0	2	1	1	0	0	0	0	0	0	0	0	0	4
18:00	0	0	1	0	0	0	0	0	0	0	0	0	0	1
18:15	1	0	1	2	0	0	0	0	0	0	0	0	0	4
18:30	0	0	1	1	1	0	0	0	0	0	0	0	0	3
18:45	0	0	0	1	0	0	0	0	0	0	0	0	0	1
19:00	0	0	1	2	0	0	0	0	0	0	0	0	0	3
19:15	0	0	1	0	0	0	0	0	0	0	0	0	0	1
19:30	0	0	0	0	0	0	0	0	0	0	0	0	0	0
19:45	1	0	0	0	0	0	0	0	0	0	0	0	0	1
20:00	0	0	2	1	0	0	0	0	0	0	0	0	0	3
20:15	0	0	0	0	0	0	0	0	0	0	0	0	0	0
20:30	1	1	0	0	1	0	0	0	0	0	0	0	0	3
20:45	0	0	1	3	0	0	0	0	0	0	0	0	0	4
21:00	0	0	1	0	0	0	0	0	0	0	0	0	0	1
21:15	0	0	0	0	0	0	0	0	0	0	0	0	0	0
21:30	0	1	0	0	0	1	0	0	0	0	0	0	0	2
21:45	0	1	0	0	0	0	0	0	0	0	0	0	0	1
22:00	0	0	0	0	0	0	0	0	0	0	0	0	0	0
22:15	0	0	1	0	0	0	0	0	0	0	0	0	0	1
22:30	0	0	0	0	0	0	0	0	0	0	0	0	0	0
22:45	0	0	1	0	0	0	0	0	0	0	0	0	0	1
23:00	0	0	0	0	0	0	0	0	0	0	0	0	0	0
23:15	0	0	0	0	0	0	0	0	0	0	0	0	0	0
23:30	0	0	0	0	0	0	0	0	0	0	0	0	0	0
23:45	0	0	0	0	0	0	0	0	0	0	0	0	0	0
Totals	31	42	90	82	45	13	4							307
% of Totals	10%	14%	29%	27%	15%	4%	1%							100%

AM Volumes	15	18	40	41	22	10	3	0	0	0	0	0	0	149
% AM	5%	6%	13%	13%	7%	3%	1%							49%
AM Peak Hour	6:45	7:00	7:00	7:00	7:30	7:00	7:00							7:00
Volume	6	12	28	30	18	8	3							102
PM Volumes	16	24	50	41	23	3	1	0	0	0	0	0	0	158
% PM	5%	8%	16%	13%	7%	1%	0%							51%
PM Peak Hour	14:15	14:30	14:30	14:30	14:00	13:45	16:30							14:30
Volume	9	15	21	19	9	2	1							71

Directional Peak Periods	AM 7-9			NOON 12-2			PM 4-6			Off Peak Volumes		
All Classes	Volume	⟷	%	Volume	⟷	%	Volume	⟷	%	Volume	⟷	%
	111		36%	14		5%	34		11%	148		48%

Street Name	Direction	Percentiles					
		15th	50th	Average	85th	95th	ADT
S Virginia Ave	North Bound	16	25	24	30	34	287
S Virginia Ave	South Bound	17	24	24	32	36	307

Prepared by National Data & Surveying Services

SPEED

S Virginia Ave Bet. W Verdugo Ave & W Oak St

Day: Thursday
Date: 1/20/2022

City: Burbank
Project #: CA22_020022_029

Summary

Time	< 15	15 - 19	20 - 24	25 - 29	30 - 34	35 - 39	40 - 44	45 - 49	50 - 54	55 - 59	60 - 64	65 - 69	70 +	Total
0:00 AM	0	0	0	0	0	0	0	0	0	0	0	0	0	0
0:15	0	0	0	0	0	0	0	0	0	0	0	0	0	0
0:30	0	0	0	0	0	0	0	0	0	0	0	0	0	0
0:45	0	0	0	0	0	0	0	0	0	0	0	0	0	0
1:00	0	0	0	0	0	0	0	0	0	0	0	0	0	0
1:15	0	0	0	0	0	0	0	0	0	0	0	0	0	0
1:30	0	0	0	0	0	0	0	0	0	0	0	0	0	0
1:45	0	0	0	0	0	0	0	0	0	0	0	0	0	0
2:00	0	0	0	0	0	0	0	0	0	0	0	0	0	0
2:15	0	0	0	0	0	0	0	0	0	0	0	0	0	0
2:30	0	0	0	0	0	0	0	0	0	0	0	0	0	0
2:45	0	0	0	0	0	0	0	0	0	0	0	0	0	0
3:00	0	0	0	0	0	0	0	0	0	0	0	0	0	0
3:15	0	0	0	0	0	0	0	0	0	0	0	0	0	0
3:30	0	0	0	0	0	0	0	0	0	0	0	0	0	0
3:45	0	0	0	0	0	0	0	0	0	0	0	0	0	0
4:00	0	0	0	0	0	0	0	0	0	0	0	0	0	0
4:15	0	0	0	1	0	0	0	0	0	0	0	0	0	1
4:30	0	0	1	0	0	0	0	0	0	0	0	0	0	1
4:45	0	0	0	0	0	0	0	0	0	0	0	0	0	0
5:00	0	0	0	0	0	0	0	0	0	0	0	0	0	0
5:15	1	0	1	1	0	0	0	0	0	0	0	0	0	3
5:30	0	0	1	0	0	0	0	0	0	0	0	0	0	1
5:45	0	0	0	0	0	0	0	0	0	0	0	0	0	0
6:00	0	0	3	1	0	0	0	0	0	0	0	0	0	4
6:15	0	0	1	1	0	0	0	0	0	0	0	0	0	2
6:30	1	0	3	0	0	1	0	0	0	0	0	0	0	5
6:45	1	0	2	2	1	1	0	0	0	0	0	0	0	7
7:00	1	0	1	4	1	0	1	0	0	0	0	0	0	8
7:15	1	1	1	3	1	1	1	0	0	0	0	0	0	9
7:30	4	6	13	20	7	0	0	0	0	0	0	0	0	50
7:45	1	9	29	34	12	8	1	0	0	0	0	0	0	94
8:00	2	0	1	5	4	1	0	0	0	0	0	0	0	13
8:15	0	0	0	2	2	0	0	0	0	0	0	0	0	4
8:30	2	0	1	0	0	0	0	0	0	0	0	0	0	3
8:45	1	0	0	2	1	0	0	0	0	0	0	0	0	4
9:00	0	2	0	1	1	1	0	0	0	0	0	0	0	5
9:15	1	0	0	0	0	0	0	0	0	0	0	0	0	1
9:30	0	0	0	3	1	0	0	0	0	0	0	0	0	4
9:45	0	1	0	1	0	0	0	0	0	0	0	0	0	2
10:00	1	0	0	0	0	1	0	0	0	0	0	0	0	2
10:15	1	1	0	2	1	0	0	0	0	0	0	0	0	5
10:30	0	0	1	2	1	0	0	0	0	0	0	0	0	4
10:45	1	1	0	1	1	1	0	0	0	0	0	0	0	5
11:00	2	2	2	1	2	0	0	0	0	0	0	0	0	9
11:15	5	2	1	0	1	0	0	0	0	0	0	0	0	9
11:30	0	1	2	3	0	0	0	0	0	0	0	0	0	6
11:45	2	1	3	1	1	0	0	0	0	0	0	0	0	8
12:00 PM	0	1	2	1	1	0	0	0	0	0	0	0	0	5
12:15	0	0	0	1	1	0	0	0	0	0	0	0	0	2
12:30	0	1	0	1	1	0	0	0	0	0	0	0	0	3
12:45	0	2	0	0	2	0	0	0	0	0	0	0	0	4
13:00	2	1	2	2	2	0	0	0	0	0	0	0	0	9
13:15	0	0	1	2	1	1	0	0	0	0	0	0	0	5
13:30	1	1	0	1	0	0	0	0	0	0	0	0	0	3
13:45	1	0	3	1	0	0	0	0	0	0	0	0	0	5
14:00	1	0	1	1	1	0	0	0	0	0	0	0	0	4
14:15	1	0	3	0	4	1	0	0	0	0	0	0	0	9
14:30	0	4	8	5	5	2	0	0	0	0	0	0	0	24
14:45	3	6	7	5	2	0	0	0	0	0	0	0	0	23
15:00	15	21	14	12	3	1	0	0	0	0	0	0	0	66
15:15	1	2	6	7	0	0	0	0	0	0	0	0	0	16
15:30	0	0	1	2	1	0	0	0	0	0	0	0	0	4
15:45	0	0	1	2	2	0	0	0	0	0	0	0	0	5
16:00	1	0	5	4	4	0	0	0	0	0	0	0	0	14
16:15	1	0	3	2	0	0	0	0	0	0	0	0	0	6
16:30	1	0	1	5	3	0	0	0	0	0	0	0	0	10
16:45	1	0	1	2	0	1	0	0	0	0	0	0	0	5
17:00	1	1	3	3	1	0	0	0	0	0	0	0	0	9
17:15	0	1	2	4	0	0	1	0	0	0	0	0	0	8
17:30	0	1	5	2	3	0	0	0	0	0	0	0	0	11
17:45	1	2	4	3	0	0	0	0	0	0	0	0	0	10
18:00	0	0	2	2	0	0	0	0	0	0	0	0	0	4
18:15	1	0	3	3	0	0	0	0	0	0	0	0	0	7
18:30	0	0	3	2	2	0	0	0	0	0	0	0	0	7
18:45	0	0	2	2	0	0	0	0	0	0	0	0	0	4
19:00	0	0	2	3	0	0	0	0	0	0	0	0	0	5
19:15	0	0	2	0	0	0	0	0	0	0	0	0	0	2
19:30	0	0	0	2	0	0	0	0	0	0	0	0	0	2
19:45	2	0	0	1	0	0	0	0	0	0	0	0	0	3
20:00	0	0	2	1	0	0	0	0	0	0	0	0	0	3
20:15	0	0	0	0	0	0	0	0	0	0	0	0	0	0
20:30	2	1	1	0	1	0	0	0	0	0	0	0	0	5
20:45	0	0	1	4	0	0	0	0	0	0	0	0	0	5
21:00	0	0	1	2	0	0	0	0	0	0	0	0	0	3
21:15	0	0	0	1	0	0	0	0	0	0	0	0	0	1
21:30	0	1	0	1	1	1	0	0	0	0	0	0	0	4
21:45	0	2	0	1	1	0	0	0	0	0	0	0	0	4
22:00	0	0	1	0	1	0	0	0	0	0	0	0	0	2
22:15	0	0	1	0	0	0	0	0	0	0	0	0	0	1
22:30	1	0	0	0	0	0	0	0	0	0	0	0	0	1
22:45	0	0	1	1	0	0	0	0	0	0	0	0	0	2
23:00	0	0	0	0	0	0	0	0	0	0	0	0	0	0
23:15	0	0	0	0	0	0	0	0	0	0	0	0	0	0
23:30	0	0	0	0	0	0	0	0	0	0	0	0	0	0
23:45	0	0	0	0	0	0	0	0	0	0	0	0	0	0
Totals	65	75	162	185	81	22	4							594
% of Totals	11%	13%	27%	31%	14%	4%	1%							100%

AM Volumes	28	27	67	91	38	15	3	0	0	0	0	0	0	269
% AM	5%	5%	11%	15%	6%	3%	1%							45%
AM Peak Hour	11:00	7:00	7:00	7:15	7:30	7:15	7:00							7:15
Volume	9	16	44	62	25	10	3							166
PM Volumes	37	48	95	94	43	7	1	0	0	0	0	0	0	325
% PM	6%	8%	16%	16%	7%	1%	0%							55%
PM Peak Hour	14:15	14:30	14:30	14:30	14:15	14:15	16:30							14:30
Volume	19	33	35	29	14	4	1							129

Directional Peak Periods	AM 7-9			NOON 12-2			PM 4-6			Off Peak Volumes		
All Classes	Volume	⟷	%	Volume	⟷	%	Volume	⟷	%	Volume	⟷	%
	185		31%	36		6%	73		12%	300		51%

Street Name	Direction	Percentiles					
		15th	50th	Average	85th	95th	ADT
S Virginia Ave	Summary	17	25	24	31	35	594

Prepared by National Data & Surveying Services

SPEED

S Virginia Ave Bet. W Verdugo Ave & W Oak St

Day: Thursday
Date: 1/20/2022

City: Burbank
Project #: CA22_020022_029n

North Bound

Time	< 15	15 - 19	20 - 24	25 - 29	30 - 34	35 - 39	40 - 44	45 - 49	50 - 54	55 - 59	60 - 64	65 - 69	70 +	Total
0:00 AM	0	0	0	0	0	0	0	0	0	0	0	0	0	0
1:00	0	0	0	0	0	0	0	0	0	0	0	0	0	0
2:00	0	0	0	0	0	0	0	0	0	0	0	0	0	0
3:00	0	0	0	0	0	0	0	0	0	0	0	0	0	0
4:00	0	0	0	0	0	0	0	0	0	0	0	0	0	0
5:00	1	0	1	0	0	0	0	0	0	0	0	0	0	2
6:00	1	0	5	1	1	1	0	0	0	0	0	0	0	9
7:00	1	4	16	31	6	1	0	0	0	0	0	0	0	59
8:00	3	0	0	8	3	1	0	0	0	0	0	0	0	15
9:00	0	0	0	4	1	1	0	0	0	0	0	0	0	6
10:00	1	1	0	3	2	1	0	0	0	0	0	0	0	8
11:00	6	4	5	3	3	0	0	0	0	0	0	0	0	21
12:00 PM	0	3	2	2	2	0	0	0	0	0	0	0	0	9
13:00	3	1	3	4	1	1	0	0	0	0	0	0	0	13
14:00	2	4	5	1	3	1	0	0	0	0	0	0	0	16
15:00	10	14	13	14	3	1	0	0	0	0	0	0	0	55
16:00	2	0	3	8	5	1	0	0	0	0	0	0	0	19
17:00	1	1	8	8	2	0	0	0	0	0	0	0	0	20
18:00	0	0	7	5	1	0	0	0	0	0	0	0	0	13
19:00	1	0	2	4	0	0	0	0	0	0	0	0	0	7
20:00	1	0	1	1	0	0	0	0	0	0	0	0	0	3
21:00	0	1	0	5	2	0	0	0	0	0	0	0	0	8
22:00	1	0	1	1	1	0	0	0	0	0	0	0	0	4
23:00	0	0	0	0	0	0	0	0	0	0	0	0	0	0
Totals	34	33	72	103	36	9								287
% of Totals	12%	11%	25%	36%	13%	3%								100%

AM Volumes	13	9	27	50	16	5	0	0	0	0	0	0	0	120
% AM	5%	3%	9%	17%	6%	2%								42%
AM Peak Hour	11:00	7:00	7:00	7:00	7:00	6:00								7:00
Volume	6	4	16	31	6	1								59
PM Volumes	21	24	45	53	20	4	0	0	0	0	0	0	0	167
% PM	7%	8%	16%	18%	7%	1%								58%
PM Peak Hour	15:00	15:00	15:00	15:00	16:00	13:00								15:00
Volume	10	14	13	14	5	1								55

Directional Peak Periods	AM 7-9			NOON 12-2			PM 4-6			Off Peak Volumes		
All Speeds	Volume		%	Volume		%	Volume		%	Volume		%
	74	↔	26%	22	↔	8%	39	↔	14%	152	↔	53%

Street Name	Direction	Percentiles					
		15th	50th	Average	85th	95th	ADT
S Virginia Ave	North Bound	16	25	24	30	34	287
S Virginia Ave	South Bound	17	24	24	32	36	307

Prepared by National Data & Surveying Services

SPEED

S Virginia Ave Bet. W Verdugo Ave & W Oak St

Day: Thursday
Date: 1/20/2022

City: Burbank
Project #: CA22_020022_029s

South Bound

Time	< 15	15 - 19	20 - 24	25 - 29	30 - 34	35 - 39	40 - 44	45 - 49	50 - 54	55 - 59	60 - 64	65 - 69	70 +	Total
0:00 AM	0	0	0	0	0	0	0	0	0	0	0	0	0	0
1:00	0	0	0	0	0	0	0	0	0	0	0	0	0	0
2:00	0	0	0	0	0	0	0	0	0	0	0	0	0	0
3:00	0	0	0	0	0	0	0	0	0	0	0	0	0	0
4:00	0	0	1	1	0	0	0	0	0	0	0	0	0	2
5:00	0	0	1	1	0	0	0	0	0	0	0	0	0	2
6:00	1	0	4	3	0	1	0	0	0	0	0	0	0	9
7:00	6	12	28	30	15	8	3	0	0	0	0	0	0	102
8:00	2	0	2	1	4	0	0	0	0	0	0	0	0	9
9:00	1	3	0	1	1	0	0	0	0	0	0	0	0	6
10:00	2	1	1	2	1	1	0	0	0	0	0	0	0	8
11:00	3	2	3	2	1	0	0	0	0	0	0	0	0	11
12:00 PM	0	1	0	1	3	0	0	0	0	0	0	0	0	5
13:00	1	1	3	2	2	0	0	0	0	0	0	0	0	9
14:00	3	6	14	10	9	2	0	0	0	0	0	0	0	44
15:00	6	9	9	9	3	0	0	0	0	0	0	0	0	36
16:00	2	0	7	5	2	0	0	0	0	0	0	0	0	16
17:00	1	4	6	4	2	0	1	0	0	0	0	0	0	18
18:00	1	0	3	4	1	0	0	0	0	0	0	0	0	9
19:00	1	0	2	2	0	0	0	0	0	0	0	0	0	5
20:00	1	1	3	4	1	0	0	0	0	0	0	0	0	10
21:00	0	2	1	0	0	1	0	0	0	0	0	0	0	4
22:00	0	0	2	0	0	0	0	0	0	0	0	0	0	2
23:00	0	0	0	0	0	0	0	0	0	0	0	0	0	0
Totals	31	42	90	82	45	13	4							307
% of Totals	10%	14%	29%	27%	15%	4%	1%							100%

AM Volumes	15	18	40	41	22	10	3	0	0	0	0	0	0	149
% AM	5%	6%	13%	13%	7%	3%	1%							49%
AM Peak Hour	7:00	7:00	7:00	7:00	7:00	7:00	7:00							7:00
Volume	6	12	28	30	15	8	3							102
PM Volumes	16	24	50	41	23	3	1	0	0	0	0	0	0	158
% PM	5%	8%	16%	13%	7%	1%	0%							51%
PM Peak Hour	15:00	15:00	14:00	14:00	14:00	14:00	17:00							14:00
Volume	6	9	14	10	9	2	1							44

Directional Peak Periods	AM 7-9			NOON 12-2			PM 4-6			Off Peak Volumes		
All Speeds	Volume		%	Volume		%	Volume		%	Volume		%
	111	↔	36%	14	↔	5%	34	↔	11%	148	↔	48%

Street Name	Direction	Percentiles					
		15th	50th	Average	85th	95th	ADT
S Virginia Ave	North Bound	16	25	24	30	34	287
S Virginia Ave	South Bound	17	24	24	32	36	307

Prepared by National Data & Surveying Services

SPEED

S Virginia Ave Bet. W Verdugo Ave & W Oak St

Day: Thursday
Date: 1/20/2022

City: Burbank
Project #: CA22_020022_029

Summary

Time	< 15	15 - 19	20 - 24	25 - 29	30 - 34	35 - 39	40 - 44	45 - 49	50 - 54	55 - 59	60 - 64	65 - 69	70 +	Total
0:00 AM	0	0	0	0	0	0	0	0	0	0	0	0	0	0
1:00	0	0	0	0	0	0	0	0	0	0	0	0	0	0
2:00	0	0	0	0	0	0	0	0	0	0	0	0	0	0
3:00	0	0	0	0	0	0	0	0	0	0	0	0	0	0
4:00	0	0	1	1	0	0	0	0	0	0	0	0	0	2
5:00	1	0	2	1	0	0	0	0	0	0	0	0	0	4
6:00	2	0	9	4	1	2	0	0	0	0	0	0	0	18
7:00	7	16	44	61	21	9	3	0	0	0	0	0	0	161
8:00	5	0	2	9	7	1	0	0	0	0	0	0	0	24
9:00	1	3	0	5	2	1	0	0	0	0	0	0	0	12
10:00	3	2	1	5	3	2	0	0	0	0	0	0	0	16
11:00	9	6	8	5	4	0	0	0	0	0	0	0	0	32
12:00 PM	0	4	2	3	5	0	0	0	0	0	0	0	0	14
13:00	4	2	6	6	3	1	0	0	0	0	0	0	0	22
14:00	5	10	19	11	12	3	0	0	0	0	0	0	0	60
15:00	16	23	22	23	6	1	0	0	0	0	0	0	0	91
16:00	4	0	10	13	7	1	0	0	0	0	0	0	0	35
17:00	2	5	14	12	4	0	1	0	0	0	0	0	0	38
18:00	1	0	10	9	2	0	0	0	0	0	0	0	0	22
19:00	2	0	4	6	0	0	0	0	0	0	0	0	0	12
20:00	2	1	4	5	1	0	0	0	0	0	0	0	0	13
21:00	0	3	1	5	2	1	0	0	0	0	0	0	0	12
22:00	1	0	3	1	1	0	0	0	0	0	0	0	0	6
23:00	0	0	0	0	0	0	0	0	0	0	0	0	0	0
Totals	65	75	162	185	81	22	4							594
% of Totals	11%	13%	27%	31%	14%	4%	1%							100%

AM Volumes	28	27	67	91	38	15	3	0	0	0	0	0	0	269
% AM	5%	5%	11%	15%	6%	3%	1%							45%
AM Peak Hour	11:00	7:00	7:00	7:00	7:00	7:00	7:00							7:00
Volume	9	16	44	61	21	9	3							161
PM Volumes	37	48	95	94	43	7	1	0	0	0	0	0	0	325
% PM	6%	8%	16%	16%	7%	1%	0%							55%
PM Peak Hour	15:00	15:00	15:00	15:00	14:00	14:00	17:00							15:00
Volume	16	23	22	23	12	3	1							91

Directional Peak Periods	AM 7-9			NOON 12-2			PM 4-6			Off Peak Volumes		
All Speeds	Volume		%	Volume		%	Volume		%	Volume		%
	185	↔	31%	36	↔	6%	73	↔	12%	300	↔	51%

Street Name	Direction	Percentiles					
		15th	50th	Average	85th	95th	ADT
S Virginia Ave	Summary	17	25	24	31	35	594

Prepared by NDS/ATD

Prepared by National Data & Surveying Services

VOLUME

S Virginia Ave Bet. W Verdugo Ave & W Oak St

Day: Thursday
Date: 1/20/2022

City: Burbank
Project #: CA22_020022_029

DAILY TOTALS	NB	SB	EB	WB	Total
	287	307	0	0	594

AM Period	NB		SB		EB	WB	TOTAL		PM Period	NB		SB		EB	WB	TOTAL	
0:00	0		0		0	0			12:00	4		1		0	0	5	
0:15	0		0		0	0			12:15	1		1		0	0	2	
0:30	0		0		0	0			12:30	2		1		0	0	3	
0:45	0		0		0	0			12:45	2	9	2	5	0	0	4	14
1:00	0		0		0	0			13:00	5		4		0	0	9	
1:15	0		0		0	0			13:15	3		2		0	0	5	
1:30	0		0		0	0			13:30	2		1		0	0	3	
1:45	0		0		0	0			13:45	3	13	2	9	0	0	5	22
2:00	0		0		0	0			14:00	2		2		0	0	4	
2:15	0		0		0	0			14:15	4		5		0	0	9	
2:30	0		0		0	0			14:30	3		21		0	0	24	
2:45	0		0		0	0			14:45	7	16	16	44	0	0	23	60
3:00	0		0		0	0			15:00	39		27		0	0	66	
3:15	0		0		0	0			15:15	9		7		0	0	16	
3:30	0		0		0	0			15:30	3		1		0	0	4	
3:45	0		0		0	0			15:45	4	55	1	36	0	0	5	91
4:00	0		0		0	0			16:00	6		8		0	0	14	
4:15	0		1		0	0	1		16:15	3		3		0	0	6	
4:30	0		1		0	0	1		16:30	6		4		0	0	10	
4:45	0		0	2	0	0		2	16:45	4	19	1	16	0	0	5	35
5:00	0		0		0	0			17:00	6		3		0	0	9	
5:15	1		2		0	0	3		17:15	2		6		0	0	8	
5:30	1		0		0	0	1		17:30	6		5		0	0	11	
5:45	0	2	0	2	0	0		4	17:45	6	20	4	18	0	0	10	38
6:00	1		3		0	0	4		18:00	3		1		0	0	4	
6:15	1		1		0	0	2		18:15	3		4		0	0	7	
6:30	3		2		0	0	5		18:30	4		3		0	0	7	
6:45	4	9	3	9	0	0	7	18	18:45	3	13	1	9	0	0	4	22
7:00	3		5		0	0	8		19:00	2		3		0	0	5	
7:15	4		5		0	0	9		19:15	1		1		0	0	2	
7:30	20		30		0	0	50		19:30	2		0		0	0	2	
7:45	32	59	62	102	0	0	94	161	19:45	2	7	1	5	0	0	3	12
8:00	8		5		0	0	13		20:00	0		3		0	0	3	
8:15	2		2		0	0	4		20:15	0		0		0	0		
8:30	2		1		0	0	3		20:30	2		3		0	0	5	
8:45	3	15	1	9	0	0	4	24	20:45	1	3	4	10	0	0	5	13
9:00	2		3		0	0	5		21:00	2		1		0	0	3	
9:15	0		1		0	0	1		21:15	1		0		0	0	1	
9:30	4		0		0	0	4		21:30	2		2		0	0	4	
9:45	0	6	2	6	0	0	2	12	21:45	3	8	1	4	0	0	4	12
10:00	1		1		0	0	2		22:00	2		0		0	0	2	
10:15	2		3		0	0	5		22:15	0		1		0	0	1	
10:30	2		2		0	0	4		22:30	1		0		0	0	1	
10:45	3	8	2	8	0	0	5	16	22:45	1	4	1	2	0	0	2	6
11:00	6		3		0	0	9		23:00	0		0		0	0		
11:15	7		2		0	0	9		23:15	0		0		0	0		
11:30	4		2		0	0	6		23:30	0		0		0	0		
11:45	4	21	4	11	0	0	8	32	23:45	0		0		0	0		
TOTALS		120		149				269	TOTALS		167		158				325
SPLIT %		44.6%		55.4%				45.3%	SPLIT %		51.4%		48.6%				54.7%

DAILY TOTALS	NB	SB	EB	WB	Total
	287	307	0	0	594

AM Peak Hour	7:15	7:00			7:15	PM Peak Hour	14:30	14:30			14:30
AM Pk Volume	64	102			166	PM Pk Volume	58	71			129
Pk Hr Factor	0.500	0.411			0.441	Pk Hr Factor	0.372	0.657			0.489
7 - 9 Volume	74	111	0	0	185	4 - 6 Volume	39	34	0	0	73
7 - 9 Peak Hour	7:15	7:00			7:15	4 - 6 Peak Hour	17:00	17:00			17:00
7 - 9 Pk Volume	64	102	0	0	166	4 - 6 Pk Volume	20	18	0	0	38
Pk Hr Factor	0.500	0.411	0.000	0.000	0.441	Pk Hr Factor	0.833	0.750	0.000	0.000	0.864

Prepared by NDS/ATD

Project #: CA22_020022_029 **City:** Burbank

Location: S Virginia Ave Bet. W Verdugo Ave & W Oak **Date:** 1/20/2022

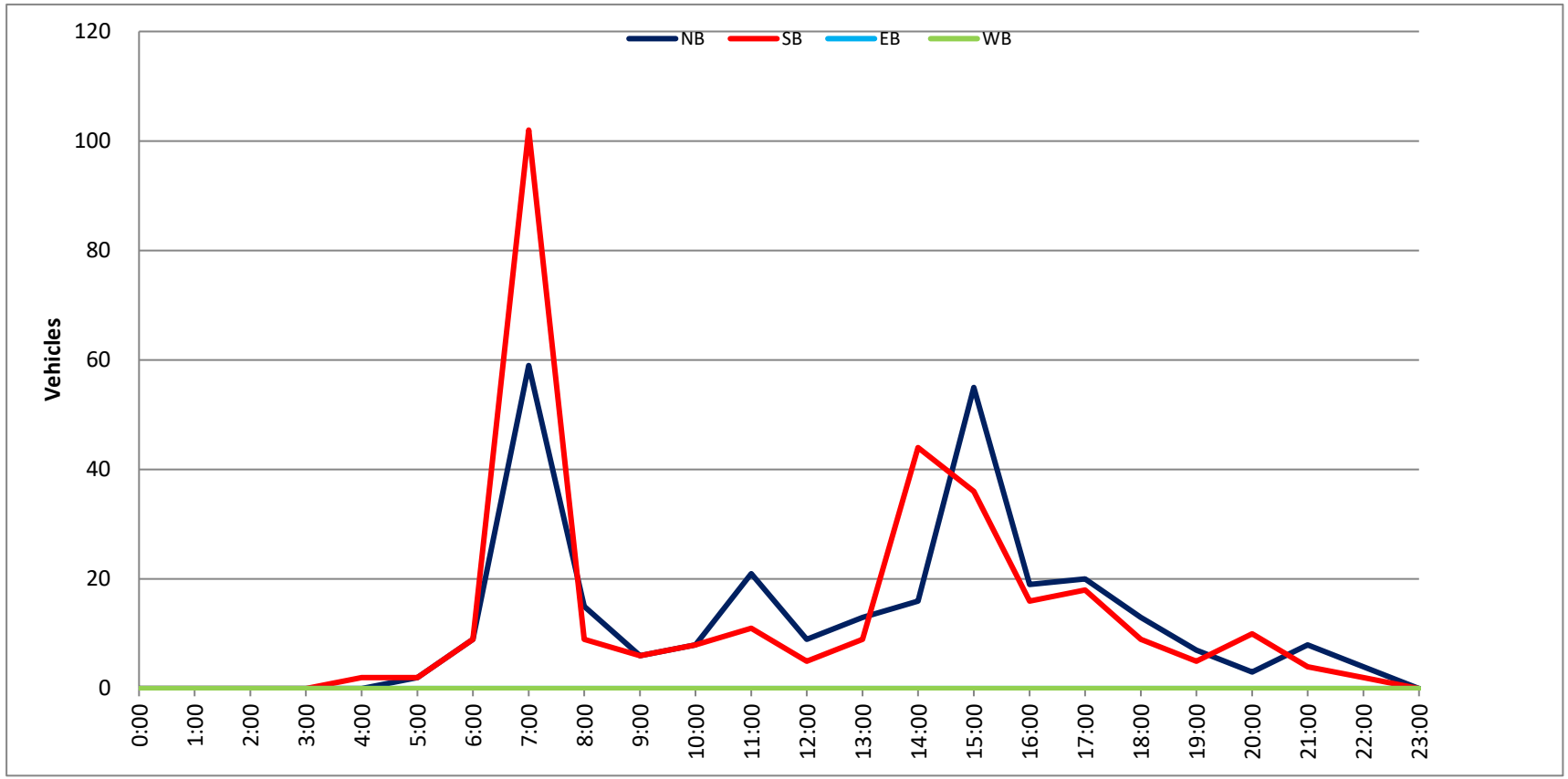

Prepared by National Data & Surveying Services

SPEED

S Lomita St Bet. W Verdugo Ave & W Oak St

Day: Tuesday
Date: 2/1/2022

City: Burbank
Project #: CA22_020022_030n

North Bound

Time	< 15	15 - 19	20 - 24	25 - 29	30 - 34	35 - 39	40 - 44	45 - 49	50 - 54	55 - 59	60 - 64	65 - 69	70 +	Total
0:00 AM	0	0	0	0	0	0	0	0	0	0	0	0	0	0
0:15	0	0	0	0	0	0	0	0	0	0	0	0	0	0
0:30	0	0	0	0	0	0	0	0	0	0	0	0	0	0
0:45	0	0	0	0	0	0	0	0	0	0	0	0	0	0
1:00	0	0	0	0	0	0	0	0	0	0	0	0	0	0
1:15	0	0	0	0	0	0	0	0	0	0	0	0	0	0
1:30	0	0	0	0	0	0	0	0	0	0	0	0	0	0
1:45	0	0	0	0	0	0	0	0	0	0	0	0	0	0
2:00	0	0	0	0	0	0	0	0	0	0	0	0	0	0
2:15	0	0	0	0	0	0	0	0	0	0	0	0	0	0
2:30	0	0	0	0	0	0	0	0	0	0	0	0	0	0
2:45	0	0	0	0	0	0	0	0	0	0	0	0	0	0
3:00	0	0	0	0	0	0	0	0	0	0	0	0	0	0
3:15	0	0	0	0	0	0	0	0	0	0	0	0	0	0
3:30	0	0	0	0	0	0	0	0	0	0	0	0	0	0
3:45	0	0	0	0	0	0	0	0	0	0	0	0	0	0
4:00	0	0	0	0	0	0	0	0	0	0	0	0	0	0
4:15	0	0	0	0	0	0	0	0	0	0	0	0	0	0
4:30	0	0	0	0	0	0	0	0	0	0	0	0	0	0
4:45	0	0	0	0	0	0	0	0	0	0	0	0	0	0
5:00	0	0	0	0	0	0	0	0	0	0	0	0	0	0
5:15	0	0	0	0	0	0	0	0	0	0	0	0	0	0
5:30	0	0	0	0	0	0	0	0	0	0	0	0	0	0
5:45	1	0	0	0	0	0	0	0	0	0	0	0	0	1
6:00	0	0	0	0	0	0	0	0	0	0	0	0	0	0
6:15	0	0	0	0	0	0	0	0	0	0	0	0	0	0
6:30	0	0	0	0	0	0	0	0	0	0	0	0	0	0
6:45	0	1	1	0	0	0	0	0	0	0	0	0	0	2
7:00	0	0	1	0	0	0	0	0	0	0	0	0	0	1
7:15	0	0	0	3	0	0	0	0	0	0	0	0	0	3
7:30	1	2	11	1	1	1	0	0	0	0	0	0	0	17
7:45	3	9	22	9	2	1	0	0	0	0	0	0	0	46
8:00	0	2	2	4	2	0	0	0	0	0	0	0	0	10
8:15	0	0	1	2	0	0	0	0	0	0	0	0	0	3
8:30	0	1	0	0	1	0	0	0	0	0	0	0	0	2
8:45	0	0	0	0	1	0	0	0	0	0	0	0	0	1
9:00	0	0	0	1	1	0	0	0	0	0	0	0	0	2
9:15	0	0	0	1	0	0	0	0	0	0	0	0	0	1
9:30	1	0	0	0	0	0	0	0	0	0	0	0	0	1
9:45	0	0	1	0	0	0	0	0	0	0	0	0	0	1
10:00	0	0	0	0	0	0	0	0	0	0	0	0	0	0
10:15	0	0	0	1	0	0	0	0	0	0	0	0	0	1
10:30	0	0	0	0	0	0	0	0	0	0	0	0	0	0
10:45	0	1	1	0	0	0	0	0	0	0	0	0	0	2
11:00	0	0	0	0	0	0	0	0	0	0	0	0	0	0
11:15	0	2	0	0	1	0	0	0	0	0	0	0	0	3
11:30	0	0	0	0	1	0	0	0	0	0	0	0	0	1
11:45	0	1	1	0	0	0	0	0	0	0	0	0	0	2
12:00 PM	0	0	1	2	0	0	0	0	0	0	0	0	0	3
12:15	0	0	1	2	0	0	0	0	0	0	0	0	0	3
12:30	0	2	0	0	1	0	0	0	0	0	0	0	0	3
12:45	0	0	1	0	0	0	0	0	0	0	0	0	0	1
13:00	1	0	2	1	0	0	0	0	0	0	0	0	0	4
13:15	0	0	1	3	1	0	0	0	0	0	0	0	0	5
13:30	1	1	1	0	1	0	0	0	0	0	0	0	0	4
13:45	0	0	0	4	0	0	0	0	0	0	0	0	0	4
14:00	0	1	0	0	1	0	0	0	0	0	0	0	0	2
14:15	1	6	18	10	2	0	0	0	0	0	0	0	0	37
14:30	2	2	3	3	0	0	0	0	0	0	0	0	0	10
14:45	1	1	0	1	2	1	0	0	0	0	0	0	0	6
15:00	0	0	2	3	0	1	0	0	0	0	0	0	0	6
15:15	0	0	2	0	0	0	0	0	0	0	0	0	0	2
15:30	0	1	0	2	0	0	0	0	0	0	0	0	0	3
15:45	0	0	2	2	0	0	1	0	0	0	0	0	0	5
16:00	0	0	2	1	1	0	0	0	0	0	0	0	0	4
16:15	0	1	1	1	0	0	0	0	0	0	0	0	0	3
16:30	1	1	3	1	1	0	0	0	0	0	0	0	0	7
16:45	0	1	2	2	0	0	0	0	0	0	0	0	0	5
17:00	1	0	1	2	0	0	0	0	0	0	0	0	0	4
17:15	0	0	1	0	1	0	0	0	0	0	0	0	0	2
17:30	0	1	1	2	0	0	0	0	0	0	0	0	0	4
17:45	0	0	1	0	1	0	0	0	0	0	0	0	0	2
18:00	0	1	2	1	1	0	0	0	0	0	0	0	0	5
18:15	0	2	0	1	1	0	0	0	0	0	0	0	0	4
18:30	1	1	3	4	0	0	0	0	0	0	0	0	0	9
18:45	1	0	0	0	0	0	0	0	0	0	0	0	0	1
19:00	0	0	0	0	0	0	0	0	0	0	0	0	0	0
19:15	0	0	0	2	0	0	0	0	0	0	0	0	0	2
19:30	0	1	0	0	0	0	0	0	0	0	0	0	0	1
19:45	0	0	0	0	0	0	1	0	0	0	0	0	0	1
20:00	0	1	0	1	0	0	0	0	0	0	0	0	0	2
20:15	1	0	0	0	0	0	0	0	0	0	0	0	0	1
20:30	0	0	0	0	0	0	0	0	0	0	0	0	0	0
20:45	0	0	0	0	1	0	0	0	0	0	0	0	0	1
21:00	0	0	1	0	0	1	0	0	0	0	0	0	0	2
21:15	1	0	0	1	0	0	0	0	0	0	0	0	0	2
21:30	0	0	0	0	0	0	0	0	0	0	0	0	0	0
21:45	0	0	0	0	0	0	0	0	0	0	0	0	0	0
22:00	0	0	0	1	2	0	0	0	0	0	0	0	0	3
22:15	0	0	0	0	0	0	0	0	0	0	0	0	0	0
22:30	0	0	0	0	0	0	0	0	0	0	0	0	0	0
22:45	0	0	0	0	0	0	0	0	0	0	0	0	0	0
23:00	0	0	0	0	0	0	0	0	0	0	0	0	0	0
23:15	0	0	0	0	0	0	0	0	0	0	0	0	0	0
23:30	0	1	0	0	1	0	0	0	0	0	0	0	0	2
23:45	0	0	0	0	0	0	0	0	0	0	0	0	0	0
Totals	18	44	93	75	28	5	2							265
% of Totals	7%	17%	35%	28%	11%	2%	1%							100%

AM Volumes	6	19	41	22	10	2	0	0	0	0	0	0	0	100
% AM	2%	7%	15%	8%	4%	1%								38%
AM Peak Hour	7:00	7:15	7:30	7:15	7:15	7:00								7:15
Volume	4	13	36	17	5	2								76
PM Volumes	12	25	52	53	18	3	2	0	0	0	0	0	0	165
% PM	5%	9%	20%	20%	7%	1%	1%							62%
PM Peak Hour	14:00	14:00	14:15	13:45	14:00	14:15	15:00							14:15
Volume	4	10	23	17	5	2	1							59

Directional Peak Periods	AM 7-9			NOON 12-2			PM 4-6			Off Peak Volumes		
All Classes	Volume	⟷	%	Volume	⟷	%	Volume	⟷	%	Volume	⟷	%
	83		31%	27		10%	31		12%	124		47%

Street Name	Direction	Percentiles					
		15th	50th	Average	85th	95th	ADT
S Lomita St	North Bound	17	24	24	30	34	265
S Lomita St	South Bound	15	22	22	29	34	153

Prepared by National Data & Surveying Services

SPEED

S Lomita St Bet. W Verdugo Ave & W Oak St

Day: Tuesday
Date: 2/1/2022

City: Burbank
Project #: CA22_020022_030s

South Bound

Time	< 15	15 - 19	20 - 24	25 - 29	30 - 34	35 - 39	40 - 44	45 - 49	50 - 54	55 - 59	60 - 64	65 - 69	70 +	Total
0:00 AM	0	0	0	0	0	0	0	0	0	0	0	0	0	0
0:15	0	0	0	0	0	0	0	0	0	0	0	0	0	0
0:30	0	0	0	0	0	0	0	0	0	0	0	0	0	0
0:45	0	0	0	0	0	0	0	0	0	0	0	0	0	0
1:00	0	0	0	0	0	0	0	0	0	0	0	0	0	0
1:15	0	0	0	0	0	0	0	0	0	0	0	0	0	0
1:30	0	0	0	0	0	0	0	0	0	0	0	0	0	0
1:45	0	0	0	0	0	0	0	0	0	0	0	0	0	0
2:00	0	0	0	0	0	0	0	0	0	0	0	0	0	0
2:15	0	0	0	0	0	0	0	0	0	0	0	0	0	0
2:30	0	0	0	0	0	0	0	0	0	0	0	0	0	0
2:45	0	0	0	0	0	0	0	0	0	0	0	0	0	0
3:00	0	0	0	1	0	0	0	0	0	0	0	0	0	1
3:15	0	0	0	0	0	0	0	0	0	0	0	0	0	0
3:30	0	0	0	0	0	0	0	0	0	0	0	0	0	0
3:45	0	0	0	0	0	0	0	0	0	0	0	0	0	0
4:00	0	0	0	0	0	0	0	0	0	0	0	0	0	0
4:15	0	0	0	0	0	0	0	0	0	0	0	0	0	0
4:30	0	0	0	0	0	0	0	0	0	0	0	0	0	0
4:45	0	1	0	0	0	0	0	0	0	0	0	0	0	1
5:00	0	0	0	0	0	0	0	0	0	0	0	0	0	0
5:15	0	0	0	0	0	0	0	0	0	0	0	0	0	0
5:30	0	0	0	0	0	0	0	0	0	0	0	0	0	0
5:45	0	0	0	0	0	0	0	0	0	0	0	0	0	0
6:00	0	0	0	0	0	0	0	0	0	0	0	0	0	0
6:15	0	0	0	0	1	0	0	0	0	0	0	0	0	1
6:30	0	0	0	0	0	1	0	0	0	0	0	0	0	1
6:45	0	0	0	0	0	0	0	0	0	0	0	0	0	0
7:00	0	0	0	0	0	0	0	0	0	0	0	0	0	0
7:15	1	0	0	0	0	0	0	0	0	0	0	0	0	1
7:30	0	0	2	1	0	0	0	0	0	0	0	0	0	3
7:45	1	2	3	1	1	0	0	0	0	0	0	0	0	8
8:00	1	2	1	3	0	0	0	0	0	0	0	0	0	7
8:15	0	0	2	0	0	0	0	0	0	0	0	0	0	2
8:30	1	0	0	1	0	0	0	0	0	0	0	0	0	2
8:45	1	3	1	0	0	0	0	0	0	0	0	0	0	5
9:00	0	0	0	0	0	1	0	0	0	0	0	0	0	1
9:15	0	0	1	0	1	0	0	0	0	0	0	0	0	2
9:30	0	0	1	0	0	0	0	0	0	0	0	0	0	1
9:45	0	1	0	0	0	0	0	0	0	0	0	0	0	1
10:00	0	0	0	1	0	0	0	0	0	0	0	0	0	1
10:15	1	0	0	0	1	0	0	0	0	0	0	0	0	2
10:30	0	0	0	0	0	0	0	0	0	0	0	0	0	0
10:45	0	0	0	0	0	0	0	0	0	0	0	0	0	0
11:00	1	1	0	0	0	0	0	0	0	0	0	0	0	2
11:15	0	0	1	0	0	0	0	0	0	0	0	0	0	1
11:30	1	0	1	0	0	0	0	0	0	0	0	0	0	2
11:45	0	1	1	0	0	0	0	0	0	0	0	0	0	2
12:00 PM	0	0	2	0	0	0	0	0	0	0	0	0	0	2
12:15	0	0	2	0	0	0	0	0	0	0	0	0	0	2
12:30	0	0	0	0	0	0	0	0	0	0	0	0	0	0
12:45	0	0	2	0	0	0	0	0	0	0	0	0	0	2
13:00	0	1	3	0	0	0	0	0	0	0	0	0	0	4
13:15	2	0	1	0	0	0	0	0	0	0	0	0	0	3
13:30	2	1	0	1	0	0	0	0	0	0	0	0	0	4
13:45	0	1	1	0	0	1	0	0	0	0	0	0	0	3
14:00	2	2	2	1	0	0	0	0	0	0	0	0	0	7
14:15	2	7	6	1	1	0	0	0	0	0	0	0	0	17
14:30	1	1	0	2	2	0	0	0	0	0	0	0	0	6
14:45	0	0	0	0	0	0	0	0	0	0	0	0	0	0
15:00	0	0	1	0	0	0	0	0	0	0	0	0	0	1
15:15	1	1	3	1	0	0	0	0	0	0	0	0	0	6
15:30	0	0	0	0	0	0	0	0	0	0	0	0	0	0
15:45	0	0	1	0	1	0	0	0	0	0	0	0	0	2
16:00	0	0	2	1	2	0	0	0	0	0	0	0	0	5
16:15	0	0	3	0	0	0	0	0	0	0	0	0	0	3
16:30	0	1	1	1	1	0	0	0	0	0	0	0	0	4
16:45	0	1	1	0	0	0	0	0	0	0	0	0	0	2
17:00	0	0	1	1	0	0	0	0	0	0	0	0	0	2
17:15	0	0	0	1	0	0	0	0	0	0	0	0	0	1
17:30	0	1	0	0	0	0	0	0	0	0	0	0	0	1
17:45	0	0	2	0	0	0	1	0	0	0	0	0	0	3
18:00	0	0	0	1	0	0	0	0	0	0	0	0	0	1
18:15	0	1	1	0	0	0	0	0	0	0	0	0	0	2
18:30	1	0	3	0	0	0	0	0	0	0	0	0	0	4
18:45	1	0	1	0	1	0	0	0	0	0	0	0	0	3
19:00	1	0	0	0	0	0	0	0	0	0	0	0	0	1
19:15	0	0	1	1	0	0	0	0	0	0	0	0	0	2
19:30	1	0	1	0	0	0	0	0	0	0	0	0	0	2
19:45	0	0	0	0	0	1	0	0	0	0	0	0	0	1
20:00	0	0	0	0	0	0	0	0	0	0	0	0	0	0
20:15	0	0	1	0	0	0	0	0	0	0	0	0	0	1
20:30	0	0	1	1	0	0	0	0	0	0	0	0	0	2
20:45	0	0	2	1	0	0	0	0	0	0	0	0	0	3
21:00	0	0	0	0	0	0	0	0	0	0	0	0	0	0
21:15	0	0	1	0	0	0	0	0	0	0	0	0	0	1
21:30	0	0	0	0	0	0	0	0	0	0	0	0	0	0
21:45	0	0	0	1	0	0	0	0	0	0	0	0	0	1
22:00	0	0	1	0	0	0	0	0	0	0	0	0	0	1
22:15	0	0	0	0	1	0	0	0	0	0	0	0	0	1
22:30	0	0	0	0	0	0	0	0	0	0	0	0	0	0
22:45	0	0	0	0	0	0	0	0	0	0	0	0	0	0
23:00	0	0	0	0	0	0	0	0	0	0	0	0	0	0
23:15	0	0	0	0	0	0	0	0	0	0	0	0	0	0
23:30	0	0	0	0	0	0	0	0	0	0	0	0	0	0
23:45	0	0	0	0	0	0	0	0	0	0	0	0	0	0
Totals	22	29	61	23	11	4	1							153
% of Totals	14%	19%	40%	15%	8%	3%	1%							100%

AM Volumes	8	11	14	8	4	2	0	0	0	0	0	0	0	47
% AM	5%	7%	9%	5%	3%	1%								31%
AM Peak Hour	7:15	8:00	7:30	7:15	5:30	5:45								7:30
Volume	3	5	8	5	1	1								20
PM Volumes	14	18	47	15	9	2	1	0	0	0	0	0	0	106
% PM	9%	12%	31%	10%	6%	1%	1%							69%
PM Peak Hour	13:15	13:30	13:30	13:45	15:45	13:00	17:00							13:45
Volume	6	11	9	4	4	1	1							33

Directional Peak Periods	AM 7-9			NOON 12-2			PM 4-6			Off Peak Volumes		
All Classes	Volume	⟷	%	Volume	⟷	%	Volume	⟷	%	Volume	⟷	%
	28		18%	20		13%	21		14%	84		55%

Street Name	Direction	Percentiles					
		15th	50th	Average	85th	95th	ADT
S Lomita St	North Bound	17	24	24	30	34	265
S Lomita St	South Bound	15	22	22	29	34	153

Prepared by National Data & Surveying Services

SPEED

S Lomita St Bet. W Verdugo Ave & W Oak St

Day: Tuesday
Date: 2/1/2022

City: Burbank
Project #: CA22_020022_030

Summary

Time	< 15	15 - 19	20 - 24	25 - 29	30 - 34	35 - 39	40 - 44	45 - 49	50 - 54	55 - 59	60 - 64	65 - 69	70 +	Total
0:00 AM	0	0	0	0	0	0	0	0	0	0	0	0	0	0
0:15	0	0	0	0	0	0	0	0	0	0	0	0	0	0
0:30	0	0	0	0	0	0	0	0	0	0	0	0	0	0
0:45	0	0	0	0	0	0	0	0	0	0	0	0	0	0
1:00	0	0	0	0	0	0	0	0	0	0	0	0	0	0
1:15	0	0	0	0	0	0	0	0	0	0	0	0	0	0
1:30	0	0	0	0	0	0	0	0	0	0	0	0	0	0
1:45	0	0	0	0	0	0	0	0	0	0	0	0	0	0
2:00	0	0	0	0	0	0	0	0	0	0	0	0	0	0
2:15	0	0	0	0	0	0	0	0	0	0	0	0	0	0
2:30	0	0	0	0	0	0	0	0	0	0	0	0	0	0
2:45	0	0	0	0	0	0	0	0	0	0	0	0	0	0
3:00	0	0	0	1	0	0	0	0	0	0	0	0	0	1
3:15	0	0	0	0	0	0	0	0	0	0	0	0	0	0
3:30	0	0	0	0	0	0	0	0	0	0	0	0	0	0
3:45	0	0	0	0	0	0	0	0	0	0	0	0	0	0
4:00	0	0	0	0	0	0	0	0	0	0	0	0	0	0
4:15	0	0	0	0	0	0	0	0	0	0	0	0	0	0
4:30	0	0	0	0	0	0	0	0	0	0	0	0	0	0
4:45	0	1	0	0	0	0	0	0	0	0	0	0	0	1
5:00	0	0	0	0	0	0	0	0	0	0	0	0	0	0
5:15	0	0	0	0	0	0	0	0	0	0	0	0	0	0
5:30	0	0	0	0	0	0	0	0	0	0	0	0	0	0
5:45	1	0	0	0	0	0	0	0	0	0	0	0	0	1
6:00	0	0	0	0	0	0	0	0	0	0	0	0	0	0
6:15	0	0	0	0	1	0	0	0	0	0	0	0	0	1
6:30	0	0	0	0	0	1	0	0	0	0	0	0	0	1
6:45	0	1	1	0	0	0	0	0	0	0	0	0	0	2
7:00	0	0	1	0	0	0	0	0	0	0	0	0	0	1
7:15	1	0	0	3	0	0	0	0	0	0	0	0	0	4
7:30	1	2	13	2	1	1	0	0	0	0	0	0	0	20
7:45	4	11	25	10	3	1	0	0	0	0	0	0	0	54
8:00	1	4	3	7	2	0	0	0	0	0	0	0	0	17
8:15	0	0	3	2	0	0	0	0	0	0	0	0	0	5
8:30	1	1	0	1	1	0	0	0	0	0	0	0	0	4
8:45	1	3	1	0	1	0	0	0	0	0	0	0	0	6
9:00	0	0	0	1	1	1	0	0	0	0	0	0	0	3
9:15	0	0	1	1	1	0	0	0	0	0	0	0	0	3
9:30	1	0	1	0	0	0	0	0	0	0	0	0	0	2
9:45	0	1	1	0	0	0	0	0	0	0	0	0	0	2
10:00	0	0	0	1	0	0	0	0	0	0	0	0	0	1
10:15	1	0	0	1	1	0	0	0	0	0	0	0	0	3
10:30	0	0	0	0	0	0	0	0	0	0	0	0	0	0
10:45	0	1	1	0	0	0	0	0	0	0	0	0	0	2
11:00	1	1	0	0	0	0	0	0	0	0	0	0	0	2
11:15	0	2	1	0	1	0	0	0	0	0	0	0	0	4
11:30	1	0	1	0	1	0	0	0	0	0	0	0	0	3
11:45	0	2	2	0	0	0	0	0	0	0	0	0	0	4
12:00 PM	0	0	3	2	0	0	0	0	0	0	0	0	0	5
12:15	0	0	3	2	0	0	0	0	0	0	0	0	0	5
12:30	0	2	0	0	1	0	0	0	0	0	0	0	0	3
12:45	0	0	3	0	0	0	0	0	0	0	0	0	0	3
13:00	1	1	5	1	0	0	0	0	0	0	0	0	0	8
13:15	2	0	2	3	1	0	0	0	0	0	0	0	0	8
13:30	3	2	1	1	1	0	0	0	0	0	0	0	0	8
13:45	0	1	1	4	0	1	0	0	0	0	0	0	0	7
14:00	2	3	2	1	1	0	0	0	0	0	0	0	0	9
14:15	3	13	24	11	3	0	0	0	0	0	0	0	0	54
14:30	3	3	3	5	2	0	0	0	0	0	0	0	0	16
14:45	1	1	0	1	2	1	0	0	0	0	0	0	0	6
15:00	0	0	3	3	0	1	0	0	0	0	0	0	0	7
15:15	1	1	5	1	0	0	0	0	0	0	0	0	0	8
15:30	0	1	0	2	0	0	0	0	0	0	0	0	0	3
15:45	0	0	3	2	1	0	1	0	0	0	0	0	0	7
16:00	0	0	4	2	3	0	0	0	0	0	0	0	0	9
16:15	0	1	4	1	0	0	0	0	0	0	0	0	0	6
16:30	1	2	4	2	2	0	0	0	0	0	0	0	0	11
16:45	0	2	3	2	0	0	0	0	0	0	0	0	0	7
17:00	1	0	2	3	0	0	0	0	0	0	0	0	0	6
17:15	0	0	1	1	1	0	0	0	0	0	0	0	0	3
17:30	0	2	1	2	0	0	0	0	0	0	0	0	0	5
17:45	0	0	3	0	1	0	1	0	0	0	0	0	0	5
18:00	0	1	2	2	1	0	0	0	0	0	0	0	0	6
18:15	0	3	1	1	1	0	0	0	0	0	0	0	0	6
18:30	2	1	6	4	0	0	0	0	0	0	0	0	0	13
18:45	2	0	1	0	1	0	0	0	0	0	0	0	0	4
19:00	1	0	0	0	0	0	0	0	0	0	0	0	0	1
19:15	0	0	1	3	0	0	0	0	0	0	0	0	0	4
19:30	1	1	1	0	0	0	0	0	0	0	0	0	0	3
19:45	0	0	0	0	0	1	1	0	0	0	0	0	0	2
20:00	0	1	0	1	0	0	0	0	0	0	0	0	0	2
20:15	1	0	1	0	0	0	0	0	0	0	0	0	0	2
20:30	0	0	1	1	0	0	0	0	0	0	0	0	0	2
20:45	0	0	2	1	1	0	0	0	0	0	0	0	0	4
21:00	0	0	1	0	0	1	0	0	0	0	0	0	0	2
21:15	1	0	1	1	0	0	0	0	0	0	0	0	0	3
21:30	0	0	0	0	0	0	0	0	0	0	0	0	0	0
21:45	0	0	0	1	0	0	0	0	0	0	0	0	0	1
22:00	0	0	1	1	2	0	0	0	0	0	0	0	0	4
22:15	0	0	0	0	1	0	0	0	0	0	0	0	0	1
22:30	0	0	0	0	0	0	0	0	0	0	0	0	0	0
22:45	0	0	0	0	0	0	0	0	0	0	0	0	0	0
23:00	0	0	0	0	0	0	0	0	0	0	0	0	0	0
23:15	0	0	0	0	0	0	0	0	0	0	0	0	0	0
23:30	0	1	0	0	1	0	0	0	0	0	0	0	0	2
23:45	0	0	0	0	0	0	0	0	0	0	0	0	0	0
Totals	40	73	154	98	41	9	3							418
% of Totals	10%	17%	37%	23%	10%	2%	1%							100%

AM Volumes	14	30	55	30	14	4	0	0	0	0	0	0	0	147
% AM	3%	7%	13%	7%	3%	1%								35%
AM Peak Hour	7:15	7:15	7:30	7:15	7:15	7:00								7:30
Volume	7	17	44	22	6	2								96
PM Volumes	26	43	99	68	27	5	3	0	0	0	0	0	0	271
% PM	6%	10%	24%	16%	6%	1%	1%							65%
PM Peak Hour	14:00	13:45	13:45	13:45	14:00	14:15	15:00							13:45
Volume	9	20	30	21	8	2	1							86

Directional Peak Periods	AM 7-9			NOON 12-2			PM 4-6			Off Peak Volumes		
All Classes	Volume	↔	%	Volume	↔	%	Volume	↔	%	Volume	↔	%
	111		27%	47		11%	52		12%	208		50%

Street Name	Direction	Percentiles					
		15th	50th	Average	85th	95th	ADT
S Lomita St	Summary	17	23	23	30	34	418

Prepared by National Data & Surveying Services

SPEED

S Lomita St Bet. W Verdugo Ave & W Oak St

Day: Tuesday
Date: 2/1/2022

City: Burbank
Project #: CA22_020022_030n

North Bound

Time	< 15	15 - 19	20 - 24	25 - 29	30 - 34	35 - 39	40 - 44	45 - 49	50 - 54	55 - 59	60 - 64	65 - 69	70 +	Total
0:00 AM	0	0	0	0	0	0	0	0	0	0	0	0	0	0
1:00	0	0	0	0	0	0	0	0	0	0	0	0	0	0
2:00	0	0	0	0	0	0	0	0	0	0	0	0	0	0
3:00	0	0	0	0	0	0	0	0	0	0	0	0	0	0
4:00	0	0	0	0	0	0	0	0	0	0	0	0	0	0
5:00	1	0	0	0	0	0	0	0	0	0	0	0	0	1
6:00	0	1	1	0	0	0	0	0	0	0	0	0	0	2
7:00	4	11	34	13	3	2	0	0	0	0	0	0	0	67
8:00	0	3	3	6	4	0	0	0	0	0	0	0	0	16
9:00	1	0	1	2	1	0	0	0	0	0	0	0	0	5
10:00	0	1	1	1	0	0	0	0	0	0	0	0	0	3
11:00	0	3	1	0	2	0	0	0	0	0	0	0	0	6
12:00 PM	0	2	3	4	1	0	0	0	0	0	0	0	0	10
13:00	2	1	4	8	2	0	0	0	0	0	0	0	0	17
14:00	4	10	21	14	5	1	0	0	0	0	0	0	0	55
15:00	0	1	6	7	0	1	1	0	0	0	0	0	0	16
16:00	1	3	8	5	2	0	0	0	0	0	0	0	0	19
17:00	1	1	4	4	2	0	0	0	0	0	0	0	0	12
18:00	2	4	5	6	2	0	0	0	0	0	0	0	0	19
19:00	0	1	0	2	0	0	1	0	0	0	0	0	0	4
20:00	1	1	0	1	1	0	0	0	0	0	0	0	0	4
21:00	1	0	1	1	0	1	0	0	0	0	0	0	0	4
22:00	0	0	0	1	2	0	0	0	0	0	0	0	0	3
23:00	0	1	0	0	1	0	0	0	0	0	0	0	0	2
Totals	18	44	93	75	28	5	2							265
% of Totals	7%	17%	35%	28%	11%	2%	1%							100%

AM Volumes	6	19	41	22	10	2	0	0	0	0	0	0	0	100
% AM	2%	7%	15%	8%	4%	1%								38%
AM Peak Hour	7:00	7:00	7:00	7:00	8:00	7:00								7:00
Volume	4	11	34	13	4	2								67
PM Volumes	12	25	52	53	18	3	2	0	0	0	0	0	0	165
% PM	5%	9%	20%	20%	7%	1%	1%							62%
PM Peak Hour	14:00	14:00	14:00	14:00	14:00	14:00	15:00							14:00
Volume	4	10	21	14	5	1	1							55

Directional Peak Periods	AM 7-9			NOON 12-2			PM 4-6			Off Peak Volumes		
All Speeds	Volume		%	Volume		%	Volume		%	Volume		%
	83	↔	31%	27	↔	10%	31	↔	12%	124	↔	47%

Street Name	Direction	Percentiles					
		15th	50th	Average	85th	95th	ADT
S Lomita St	North Bound	17	24	24	30	34	265
S Lomita St	South Bound	15	22	22	29	34	153

Prepared by National Data & Surveying Services

SPEED

S Lomita St Bet. W Verdugo Ave & W Oak St

Day: Tuesday
Date: 2/1/2022

City: Burbank
Project #: CA22_020022_030s

South Bound

Time	< 15	15 - 19	20 - 24	25 - 29	30 - 34	35 - 39	40 - 44	45 - 49	50 - 54	55 - 59	60 - 64	65 - 69	70 +	Total
0:00 AM	0	0	0	0	0	0	0	0	0	0	0	0	0	0
1:00	0	0	0	0	0	0	0	0	0	0	0	0	0	0
2:00	0	0	0	0	0	0	0	0	0	0	0	0	0	0
3:00	0	0	0	1	0	0	0	0	0	0	0	0	0	1
4:00	0	1	0	0	0	0	0	0	0	0	0	0	0	1
5:00	0	0	0	0	0	0	0	0	0	0	0	0	0	0
6:00	0	0	0	0	1	1	0	0	0	0	0	0	0	2
7:00	2	2	5	2	1	0	0	0	0	0	0	0	0	12
8:00	3	5	4	4	0	0	0	0	0	0	0	0	0	16
9:00	0	1	2	0	1	1	0	0	0	0	0	0	0	5
10:00	1	0	0	1	1	0	0	0	0	0	0	0	0	3
11:00	2	2	3	0	0	0	0	0	0	0	0	0	0	7
12:00 PM	0	0	6	0	0	0	0	0	0	0	0	0	0	6
13:00	4	3	5	1	0	1	0	0	0	0	0	0	0	14
14:00	5	10	8	4	3	0	0	0	0	0	0	0	0	30
15:00	1	1	5	1	1	0	0	0	0	0	0	0	0	9
16:00	0	2	7	2	3	0	0	0	0	0	0	0	0	14
17:00	0	1	3	2	0	0	1	0	0	0	0	0	0	7
18:00	2	1	5	1	1	0	0	0	0	0	0	0	0	10
19:00	2	0	2	1	0	1	0	0	0	0	0	0	0	6
20:00	0	0	4	2	0	0	0	0	0	0	0	0	0	6
21:00	0	0	1	1	0	0	0	0	0	0	0	0	0	2
22:00	0	0	1	0	1	0	0	0	0	0	0	0	0	2
23:00	0	0	0	0	0	0	0	0	0	0	0	0	0	0
Totals	22	29	61	23	13	4	1							153
% of Totals	14%	19%	40%	15%	8%	3%	1%							100%

AM Volumes	8	11	14	8	4	2	0	0	0	0	0	0	0	47
% AM	5%	7%	9%	5%	3%	1%								31%
AM Peak Hour	8:00	8:00	7:00	8:00	6:00	6:00								8:00
Volume	3	5	5	4	1	1								16
PM Volumes	14	18	47	15	9	2	1	0	0	0	0	0	0	106
% PM	9%	12%	31%	10%	6%	1%	1%							69%
PM Peak Hour	14:00	14:00	14:00	14:00	14:00	13:00	17:00							14:00
Volume	5	10	8	4	3	1	1							30

Directional Peak Periods	AM 7-9			NOON 12-2			PM 4-6			Off Peak Volumes		
All Speeds	Volume		%	Volume		%	Volume		%	Volume		%
	28	↔	18%	20	↔	13%	21	↔	14%	84	↔	55%

Street Name	Direction	Percentiles					
		15th	50th	Average	85th	95th	ADT
S Lomita St	North Bound	17	24	24	30	34	265
S Lomita St	South Bound	15	22	22	29	34	153

Prepared by National Data & Surveying Services

SPEED

S Lomita St Bet. W Verdugo Ave & W Oak St

Day: Tuesday
Date: 2/1/2022

City: Burbank
Project #: CA22_020022_030

Summary

Time	< 15	15 - 19	20 - 24	25 - 29	30 - 34	35 - 39	40 - 44	45 - 49	50 - 54	55 - 59	60 - 64	65 - 69	70 +	Total
0:00 AM	0	0	0	0	0	0	0	0	0	0	0	0	0	0
1:00	0	0	0	0	0	0	0	0	0	0	0	0	0	0
2:00	0	0	0	0	0	0	0	0	0	0	0	0	0	0
3:00	0	0	0	1	0	0	0	0	0	0	0	0	0	1
4:00	0	1	0	0	0	0	0	0	0	0	0	0	0	1
5:00	1	0	0	0	0	0	0	0	0	0	0	0	0	1
6:00	0	1	1	0	1	1	0	0	0	0	0	0	0	4
7:00	6	13	39	15	4	2	0	0	0	0	0	0	0	79
8:00	3	8	7	10	4	0	0	0	0	0	0	0	0	32
9:00	1	1	3	2	2	1	0	0	0	0	0	0	0	10
10:00	1	1	1	2	1	0	0	0	0	0	0	0	0	6
11:00	2	5	4	0	2	0	0	0	0	0	0	0	0	13
12:00 PM	0	2	9	4	1	0	0	0	0	0	0	0	0	16
13:00	6	4	9	9	2	1	0	0	0	0	0	0	0	31
14:00	9	20	29	18	8	1	0	0	0	0	0	0	0	85
15:00	1	2	11	8	1	1	1	0	0	0	0	0	0	25
16:00	1	5	15	7	5	0	0	0	0	0	0	0	0	33
17:00	1	2	7	6	2	0	1	0	0	0	0	0	0	19
18:00	4	5	10	7	3	0	0	0	0	0	0	0	0	29
19:00	2	1	2	3	0	1	1	0	0	0	0	0	0	10
20:00	1	1	4	3	1	0	0	0	0	0	0	0	0	10
21:00	1	0	2	2	0	1	0	0	0	0	0	0	0	6
22:00	0	0	1	1	3	0	0	0	0	0	0	0	0	5
23:00	0	1	0	0	1	0	0	0	0	0	0	0	0	2
Totals	40	73	154	98	41	9	3							418
% of Totals	10%	17%	37%	23%	10%	2%	1%							100%

AM Volumes	14	30	55	30	14	4	0	0	0	0	0	0	0	147
% AM	3%	7%	13%	7%	3%	1%								35%
AM Peak Hour	7:00	7:00	7:00	7:00	7:00	7:00								7:00
Volume	6	13	39	15	4	2								79
PM Volumes	26	43	99	68	27	5	3	0	0	0	0	0	0	271
% PM	6%	10%	24%	16%	6%	1%	1%							65%
PM Peak Hour	14:00	14:00	14:00	14:00	14:00	13:00	15:00							14:00
Volume	9	20	29	18	8	1	1							85

Directional Peak Periods	AM 7-9			NOON 12-2			PM 4-6			Off Peak Volumes		
All Speeds	Volume		%	Volume		%	Volume		%	Volume		%
	111	↔	27%	47	↔	11%	52	↔	12%	208	↔	50%

Street Name	Direction	Percentiles					
		15th	50th	Average	85th	95th	ADT
S Lomita St	Summary	17	23	23	30	34	418

Prepared by NDS/ATD

Prepared by National Data & Surveying Services

VOLUME

S Lomita St Bet. W Verdugo Ave & W Oak St

Day: Tuesday
Date: 2/1/2022

City: Burbank
Project #: CA22_020022_030

DAILY TOTALS	NB	SB	EB	WB	Total
	265	153	0	0	418

AM Period	NB		SB		EB	WB	TOTAL		PM Period	NB		SB		EB	WB	TOTAL	
0:00	0		0		0	0			12:00	3		2		0	0	5	
0:15	0		0		0	0			12:15	3		2		0	0	5	
0:30	0		0		0	0			12:30	3		0		0	0	3	
0:45	0		0		0	0			12:45	1	10	2	6	0	0	3	16
1:00	0		0		0	0			13:00	4		4		0	0	8	
1:15	0		0		0	0			13:15	5		3		0	0	8	
1:30	0		0		0	0			13:30	4		4		0	0	8	
1:45	0		0		0	0			13:45	4	17	3	14	0	0	7	31
2:00	0		0		0	0			14:00	2		7		0	0	9	
2:15	0		0		0	0			14:15	37		17		0	0	54	
2:30	0		0		0	0			14:30	10		6		0	0	16	
2:45	0		0		0	0			14:45	6	55	0	30	0	0	6	85
3:00	0		1		0	0	1		15:00	6		1		0	0	7	
3:15	0		0		0	0			15:15	2		6		0	0	8	
3:30	0		0		0	0			15:30	3		0		0	0	3	
3:45	0		0	1	0	0		1	15:45	5	16	2	9	0	0	7	25
4:00	0		0		0	0			16:00	4		5		0	0	9	
4:15	0		0		0	0			16:15	3		3		0	0	6	
4:30	0		0		0	0			16:30	7		4		0	0	11	
4:45	0		1	1	0	0	1	1	16:45	5	19	2	14	0	0	7	33
5:00	0		0		0	0			17:00	4		2		0	0	6	
5:15	0		0		0	0			17:15	2		1		0	0	3	
5:30	0		0		0	0			17:30	4		1		0	0	5	
5:45	1	1	0		0	0	1	1	17:45	2	12	3	7	0	0	5	19
6:00	0		0		0	0			18:00	5		1		0	0	6	
6:15	0		1		0	0	1		18:15	4		2		0	0	6	
6:30	0		1		0	0	1		18:30	9		4		0	0	13	
6:45	2	2	0	2	0	0	2	4	18:45	1	19	3	10	0	0	4	29
7:00	1		0		0	0	1		19:00	0		1		0	0	1	
7:15	3		1		0	0	4		19:15	2		2		0	0	4	
7:30	17		3		0	0	20		19:30	1		2		0	0	3	
7:45	46	67	8	12	0	0	54	79	19:45	1	4	1	6	0	0	2	10
8:00	10		7		0	0	17		20:00	2		0		0	0	2	
8:15	3		2		0	0	5		20:15	1		1		0	0	2	
8:30	2		2		0	0	4		20:30	0		2		0	0	2	
8:45	1	16	5	16	0	0	6	32	20:45	1	4	3	6	0	0	4	10
9:00	2		1		0	0	3		21:00	2		0		0	0	2	
9:15	1		2		0	0	3		21:15	2		1		0	0	3	
9:30	1		1		0	0	2		21:30	0		0		0	0		
9:45	1	5	1	5	0	0	2	10	21:45	0	4	1	2	0	0	1	6
10:00	0		1		0	0	1		22:00	3		1		0	0	4	
10:15	1		2		0	0	3		22:15	0		1		0	0	1	
10:30	0		0		0	0			22:30	0		0		0	0		
10:45	2	3	0	3	0	0	2	6	22:45	0	3	0	2	0	0		5
11:00	0		2		0	0	2		23:00	0		0		0	0		
11:15	3		1		0	0	4		23:15	0		0		0	0		
11:30	1		2		0	0	3		23:30	2		0		0	0	2	
11:45	2	6	2	7	0	0	4	13	23:45	0	2	0		0	0		2
TOTALS	100		47					147	TOTALS	165		106					271
SPLIT %	68.0%		32.0%					35.2%	SPLIT %	60.9%		39.1%					64.8%

DAILY TOTALS	NB	SB	EB	WB	Total
	265	153	0	0	418

AM Peak Hour	7:15	7:30			7:30	PM Peak Hour	14:15	13:45			13:45
AM Pk Volume	76	20			96	PM Pk Volume	59	33			86
Pk Hr Factor	0.413	0.625			0.444	Pk Hr Factor	0.399	0.485			0.398
7 - 9 Volume	83	28	0	0	111	4 - 6 Volume	31	21	0	0	52
7 - 9 Peak Hour	7:15	7:30			7:30	4 - 6 Peak Hour	16:00	16:00			16:00
7 - 9 Pk Volume	76	20	0	0	96	4 - 6 Pk Volume	19	14	0	0	33
Pk Hr Factor	0.413	0.625	0.000	0.000	0.444	Pk Hr Factor	0.679	0.700	0.000	0.000	0.750

Prepared by NDS/ATD

Project #: CA22_020022_030 **City:** Burbank

Location: S Lomita St Bet. W Verdugo Ave & W Oak St **Date:** 2/1/2022

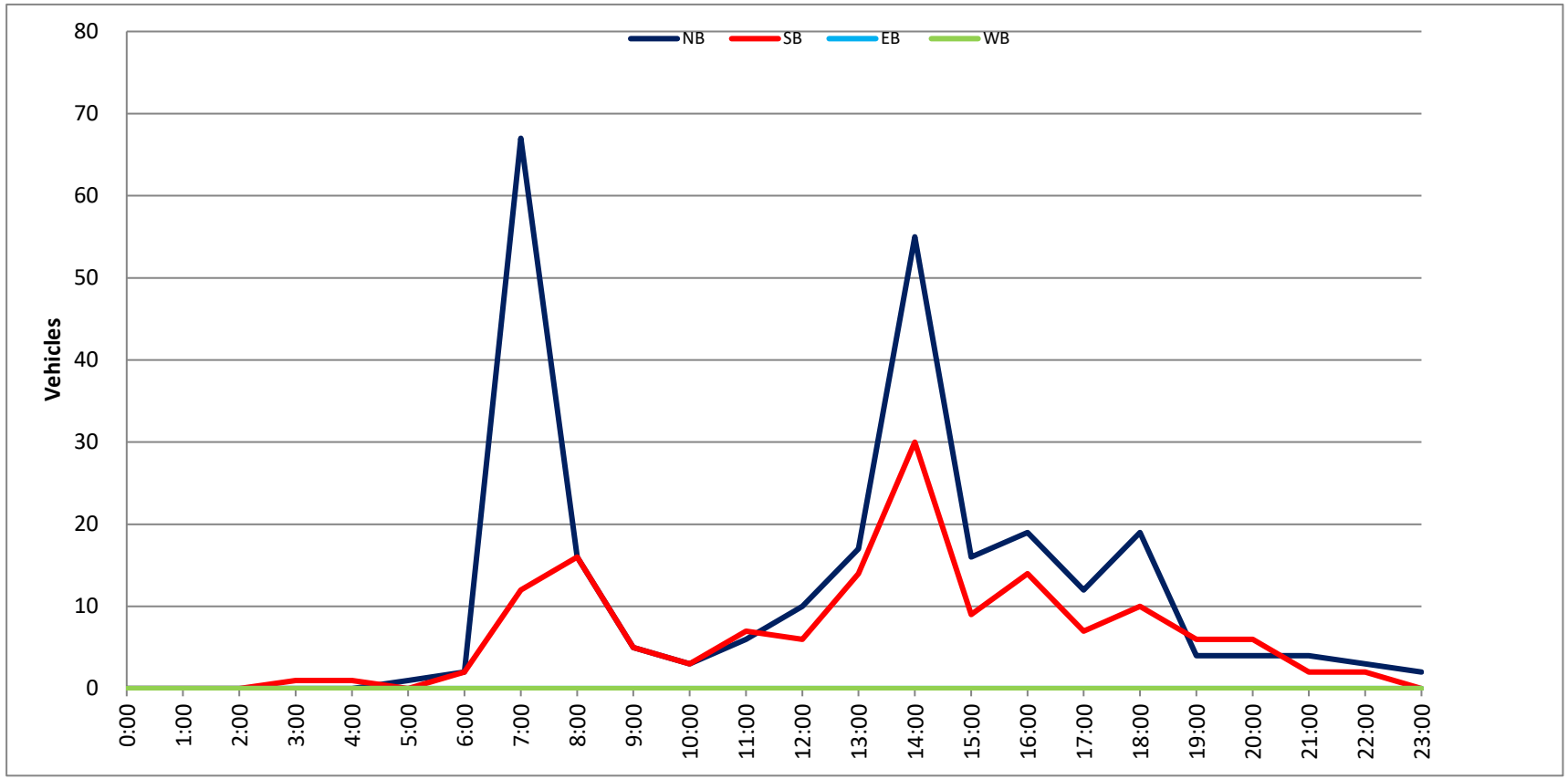

Prepared by National Data & Surveying Services

SPEED

S Lomita St Bet. W Verdugo Ave & W Oak St

Day: Wednesday
Date: 2/2/2022

City: Burbank
Project #: CA22_020022_030n

North Bound

Time	< 15	15 - 19	20 - 24	25 - 29	30 - 34	35 - 39	40 - 44	45 - 49	50 - 54	55 - 59	60 - 64	65 - 69	70 +	Total
0:00 AM	0	0	0	0	0	0	0	0	0	0	0	0	0	0
0:15	1	0	1	0	0	0	0	0	0	0	0	0	0	2
0:30	0	0	0	0	0	0	0	0	0	0	0	0	0	0
0:45	0	0	0	0	0	0	0	0	0	0	0	0	0	0
1:00	0	0	0	0	0	0	0	0	0	0	0	0	0	0
1:15	0	0	0	0	0	0	0	0	0	0	0	0	0	0
1:30	0	0	0	0	0	0	0	0	0	0	0	0	0	0
1:45	0	0	0	0	0	0	0	0	0	0	0	0	0	0
2:00	0	0	0	0	0	0	0	0	0	0	0	0	0	0
2:15	0	0	0	0	0	0	0	0	0	0	0	0	0	0
2:30	0	0	0	0	0	0	0	0	0	0	0	0	0	0
2:45	0	0	0	0	0	0	0	0	0	0	0	0	0	0
3:00	0	0	0	0	0	0	0	0	0	0	0	0	0	0
3:15	0	0	0	0	0	0	0	0	0	0	0	0	0	0
3:30	0	0	0	0	0	0	0	0	0	0	0	0	0	0
3:45	0	0	0	0	0	0	0	0	0	0	0	0	0	0
4:00	1	0	0	0	0	0	0	0	0	0	0	0	0	1
4:15	0	0	0	0	0	0	0	0	0	0	0	0	0	0
4:30	0	0	0	0	0	0	0	0	0	0	0	0	0	0
4:45	0	0	0	0	0	0	0	0	0	0	0	0	0	0
5:00	0	0	0	0	0	0	0	0	0	0	0	0	0	0
5:15	0	0	0	0	0	0	0	0	0	0	0	0	0	0
5:30	0	0	0	0	0	0	0	0	0	0	0	0	0	0
5:45	0	0	0	0	0	0	0	0	0	0	0	0	0	0
6:00	0	0	0	0	0	0	0	0	0	0	0	0	0	0
6:15	0	0	0	0	0	0	0	0	0	0	0	0	0	0
6:30	0	0	0	0	0	0	0	0	0	0	0	0	0	0
6:45	0	1	0	0	0	0	0	0	0	0	0	0	0	1
7:00	1	0	0	1	0	0	0	0	0	0	0	0	0	2
7:15	0	0	2	2	1	0	0	0	0	0	0	0	0	5
7:30	1	3	5	5	3	0	0	0	0	0	0	0	0	17
7:45	0	1	16	15	2	1	1	0	0	0	0	0	0	36
8:00	0	1	1	8	2	0	0	0	0	0	0	0	0	12
8:15	0	0	2	2	1	0	0	0	0	0	0	0	0	5
8:30	0	0	1	1	0	0	1	0	0	0	0	0	0	3
8:45	0	0	1	1	2	0	0	0	0	0	0	0	0	4
9:00	0	0	1	0	0	0	0	0	0	0	0	0	0	1
9:15	0	1	1	0	0	0	0	0	0	0	0	0	0	2
9:30	0	1	0	0	1	0	0	0	0	0	0	0	0	2
9:45	0	0	2	0	0	0	0	0	0	0	0	0	0	2
10:00	0	0	2	0	1	1	0	0	0	0	0	0	0	4
10:15	0	1	1	1	1	0	0	0	0	0	0	0	0	4
10:30	0	0	1	2	0	0	0	0	0	0	0	0	0	3
10:45	0	0	1	1	0	0	1	0	0	0	0	0	0	3
11:00	1	0	0	0	0	0	0	0	0	0	0	0	0	1
11:15	0	0	1	0	0	0	0	0	0	0	0	0	0	1
11:30	1	2	0	0	0	0	0	0	0	0	0	0	0	3
11:45	0	0	1	0	0	0	0	0	0	0	0	0	0	1
12:00 PM	1	1	1	2	0	0	0	0	0	0	0	0	0	5
12:15	0	0	0	2	0	1	0	0	0	0	0	0	0	3
12:30	0	0	0	0	0	0	0	0	0	0	0	0	0	0
12:45	0	0	0	3	0	0	0	0	0	0	0	0	0	3
13:00	0	0	0	0	1	0	0	0	0	0	0	0	0	1
13:15	0	1	2	1	0	0	0	0	0	0	0	0	0	4
13:30	0	0	1	1	0	0	0	0	0	0	0	0	0	2
13:45	0	1	2	1	0	0	0	0	0	0	0	0	0	4
14:00	0	0	1	3	1	0	0	0	0	0	0	0	0	5
14:15	1	0	1	0	1	0	0	0	0	0	0	0	0	3
14:30	0	2	1	1	0	0	0	0	0	0	0	0	0	4
14:45	1	1	1	1	0	0	0	0	0	0	0	0	0	4
15:00	0	2	9	15	5	0	0	0	0	0	0	0	0	31
15:15	1	3	5	2	3	0	0	0	0	0	0	0	0	14
15:30	0	0	0	3	1	0	0	0	0	0	0	0	0	4
15:45	0	3	1	0	0	0	0	0	0	0	0	0	0	4
16:00	0	1	0	2	1	0	0	0	0	0	0	0	0	4
16:15	1	0	1	0	0	0	0	0	0	0	0	0	0	2
16:30	3	0	2	0	0	0	0	0	0	0	0	0	0	5
16:45	0	1	0	0	1	0	0	0	0	0	0	0	0	2
17:00	0	1	2	2	0	0	0	0	0	0	0	0	0	5
17:15	0	0	1	2	1	0	0	0	0	0	0	0	0	4
17:30	0	1	1	0	1	0	0	0	0	0	0	0	0	3
17:45	0	1	2	2	0	1	0	0	0	0	0	0	0	6
18:00	0	2	1	1	0	0	0	0	0	0	0	0	0	4
18:15	1	0	1	0	0	0	0	0	0	0	0	0	0	2
18:30	0	1	2	0	0	0	0	0	0	0	0	0	0	3
18:45	0	0	0	4	0	0	0	0	0	0	0	0	0	4
19:00	0	0	2	0	0	0	0	0	0	0	0	0	0	2
19:15	0	0	0	0	0	0	0	0	0	0	0	0	0	0
19:30	1	0	0	2	0	0	0	0	0	0	0	0	0	3
19:45	0	1	0	1	0	0	0	0	0	0	0	0	0	2
20:00	0	0	0	1	0	0	0	0	0	0	0	0	0	1
20:15	0	0	1	1	1	0	0	0	0	0	0	0	0	3
20:30	0	0	0	0	0	0	0	0	0	0	0	0	0	0
20:45	0	0	0	0	0	0	0	0	0	0	0	0	0	0
21:00	0	0	0	2	0	0	0	0	0	0	0	0	0	2
21:15	0	0	1	0	0	0	0	0	0	0	0	0	0	1
21:30	0	0	0	0	0	0	0	0	0	0	0	0	0	0
21:45	0	0	0	0	0	0	0	0	0	0	0	0	0	0
22:00	0	0	0	0	1	0	0	0	0	0	0	0	0	1
22:15	0	0	1	0	0	0	0	0	0	0	0	0	0	1
22:30	0	0	0	0	0	0	0	0	0	0	0	0	0	0
22:45	0	0	0	0	0	0	0	0	0	0	0	0	0	0
23:00	0	0	0	0	0	0	0	0	0	0	0	0	0	0
23:15	0	0	0	0	0	0	0	0	0	0	0	0	0	0
23:30	0	0	0	0	0	0	0	0	0	0	0	0	0	0
23:45	0	0	0	0	0	0	0	0	0	0	0	0	0	0
Totals	16	34	83	94	32	4	3							266
% of Totals	6%	13%	31%	35%	12%	2%	1%							100%

AM Volumes	6	11	40	39	14	2	3	0	0	0	0	0	0	115
% AM	2%	4%	15%	15%	5%	1%	1%							43%
AM Peak Hour	6:45	7:15	7:15	7:15	7:15	7:00	7:45							7:15
Volume	2	5	24	30	8	1	2							70
PM Volumes	10	23	43	55	18	2	0	0	0	0	0	0	0	151
% PM	4%	9%	16%	21%	7%	1%								57%
PM Peak Hour	15:45	14:30	14:30	14:45	14:45	12:00								14:30
Volume	4	8	16	21	9	1								53

Directional Peak Periods	AM 7-9			NOON 12-2			PM 4-6			Off Peak Volumes		
All Classes	Volume	⟷	%	Volume	⟷	%	Volume	⟷	%	Volume	⟷	%
	84	⟷	32%	22	⟷	8%	31	⟷	12%	129	⟷	48%

Street Name	Direction	Percentiles					
		15th	50th	Average	85th	95th	ADT
S Lomita St	North Bound	19	25	25	30	34	266
S Lomita St	South Bound	15	23	23	30	34	147

Prepared by National Data & Surveying Services

SPEED

S Lomita St Bet. W Verdugo Ave & W Oak St

Day: Wednesday
Date: 2/2/2022

City: Burbank
Project #: CA22_020022_030s

South Bound

Time	< 15	15 - 19	20 - 24	25 - 29	30 - 34	35 - 39	40 - 44	45 - 49	50 - 54	55 - 59	60 - 64	65 - 69	70 +	Total
0:00 AM	0	0	0	0	0	0	0	0	0	0	0	0	0	0
0:15	0	0	0	0	1	0	0	0	0	0	0	0	0	1
0:30	0	0	0	0	0	0	0	0	0	0	0	0	0	0
0:45	0	0	0	0	0	0	0	0	0	0	0	0	0	0
1:00	0	0	0	0	0	0	0	0	0	0	0	0	0	0
1:15	0	0	0	0	0	0	0	0	0	0	0	0	0	0
1:30	0	0	0	0	0	0	0	0	0	0	0	0	0	0
1:45	0	0	0	0	0	0	0	0	0	0	0	0	0	0
2:00	0	0	0	0	0	0	0	0	0	0	0	0	0	0
2:15	0	0	0	0	0	0	0	0	0	0	0	0	0	0
2:30	0	0	0	0	0	0	0	0	0	0	0	0	0	0
2:45	0	0	0	0	0	0	0	0	0	0	0	0	0	0
3:00	0	0	0	0	0	0	0	0	0	0	0	0	0	0
3:15	0	0	0	0	0	0	0	0	0	0	0	0	0	0
3:30	0	0	0	0	0	0	0	0	0	0	0	0	0	0
3:45	0	0	0	0	0	0	0	0	0	0	0	0	0	0
4:00	0	0	0	0	0	0	0	0	0	0	0	0	0	0
4:15	0	0	0	0	0	0	0	0	0	0	0	0	0	0
4:30	0	0	0	0	0	0	0	0	0	0	0	0	0	0
4:45	0	0	0	0	0	0	0	0	0	0	0	0	0	0
5:00	0	0	0	0	0	0	0	0	0	0	0	0	0	0
5:15	0	0	1	0	0	0	0	0	0	0	0	0	0	1
5:30	0	0	0	0	0	0	0	0	0	0	0	0	0	0
5:45	0	0	0	0	0	0	0	0	0	0	0	0	0	0
6:00	0	0	1	0	0	0	0	0	0	0	0	0	0	1
6:15	0	0	0	0	0	0	0	0	0	0	0	0	0	0
6:30	0	0	0	0	0	0	0	0	0	0	0	0	0	0
6:45	1	0	1	0	0	0	0	0	0	0	0	0	0	2
7:00	0	0	0	0	1	0	0	0	0	0	0	0	0	1
7:15	0	1	0	1	0	0	0	0	0	0	0	0	0	2
7:30	0	2	1	0	1	0	0	0	0	0	0	0	0	4
7:45	1	1	3	2	2	0	0	0	0	0	0	0	0	9
8:00	1	1	1	3	0	0	0	0	0	0	0	0	0	6
8:15	1	2	2	0	0	0	0	0	0	0	0	0	0	5
8:30	0	0	1	1	0	0	0	0	0	0	0	0	0	2
8:45	1	0	1	0	0	0	0	0	0	0	0	0	0	2
9:00	0	0	0	0	0	0	0	0	0	0	0	0	0	0
9:15	0	0	2	1	0	0	0	0	0	0	0	0	0	3
9:30	0	0	0	0	0	0	0	0	0	0	0	0	0	0
9:45	0	0	0	0	1	0	0	0	0	0	0	0	0	1
10:00	0	0	1	0	0	0	0	0	0	0	0	0	0	1
10:15	0	1	1	0	0	0	0	0	0	0	0	0	0	2
10:30	0	0	0	0	0	0	0	0	0	0	0	0	0	0
10:45	1	0	0	0	0	1	0	0	0	0	0	0	0	2
11:00	1	2	0	0	0	0	0	0	0	0	0	0	0	3
11:15	0	1	1	0	0	0	0	0	0	0	0	0	0	2
11:30	0	1	0	1	0	0	0	0	0	0	0	0	0	2
11:45	0	0	0	0	0	0	0	0	0	0	0	0	0	0
12:00 PM	0	0	0	1	0	0	0	0	0	0	0	0	0	1
12:15	0	0	2	0	0	0	0	0	0	0	0	0	0	2
12:30	0	1	2	1	0	0	0	0	0	0	0	0	0	4
12:45	0	1	0	1	0	0	0	0	0	0	0	0	0	2
13:00	0	0	1	1	0	0	0	0	0	0	0	0	0	2
13:15	0	2	1	1	0	0	0	0	0	0	0	0	0	4
13:30	1	0	0	0	0	0	0	0	0	0	0	0	0	1
13:45	0	1	0	0	0	0	0	0	0	0	0	0	0	1
14:00	0	1	2	1	0	1	0	0	0	0	0	0	0	5
14:15	0	0	1	1	0	0	0	0	0	0	0	0	0	2
14:30	0	3	1	1	1	0	0	0	0	0	0	0	0	6
14:45	1	0	4	1	2	1	0	0	0	0	0	0	0	9
15:00	3	4	2	3	0	0	0	0	0	0	0	0	0	12
15:15	0	0	0	2	2	0	0	0	0	0	0	0	0	4
15:30	0	0	0	0	0	0	0	0	0	0	0	0	0	0
15:45	0	0	1	1	0	0	0	0	0	0	0	0	0	2
16:00	2	0	0	1	0	0	0	0	0	0	0	0	0	3
16:15	0	0	0	1	0	0	0	0	0	0	0	0	0	1
16:30	1	1	1	1	0	0	0	0	0	0	0	0	0	4
16:45	3	0	0	2	1	0	0	0	0	0	0	0	0	6
17:00	1	0	1	1	1	0	0	0	0	0	0	0	0	4
17:15	0	1	0	0	1	0	0	0	0	0	0	0	0	2
17:30	0	1	1	1	0	0	0	0	0	0	0	0	0	3
17:45	0	0	0	1	0	0	0	0	0	0	0	0	0	1
18:00	0	0	0	0	1	0	0	0	0	0	0	0	0	1
18:15	0	0	0	1	1	0	0	0	0	0	0	0	0	2
18:30	1	0	1	0	1	0	0	0	0	0	0	0	0	3
18:45	0	0	0	0	0	0	0	0	0	0	0	0	0	0
19:00	1	0	0	0	0	0	0	0	0	0	0	0	0	1
19:15	0	0	0	0	0	0	0	0	0	0	0	0	0	0
19:30	0	1	0	1	0	0	0	0	0	0	0	0	0	2
19:45	0	0	1	0	1	0	0	0	0	0	0	0	0	2
20:00	0	0	0	0	0	0	0	0	0	0	0	0	0	0
20:15	0	0	0	0	0	0	0	0	0	0	0	0	0	0
20:30	0	0	0	0	0	0	0	0	0	0	0	0	0	0
20:45	0	0	0	0	1	0	0	0	0	0	0	0	0	1
21:00	0	0	0	0	0	0	0	0	0	0	0	0	0	0
21:15	0	0	0	0	0	0	0	0	0	0	0	0	0	0
21:30	0	0	0	0	0	0	0	0	0	0	0	0	0	0
21:45	0	0	0	0	0	0	0	0	0	0	0	0	0	0
22:00	0	0	0	0	0	0	0	0	0	0	0	0	0	0
22:15	0	0	0	0	0	0	0	0	0	0	0	0	0	0
22:30	0	0	0	0	0	0	0	0	0	0	0	0	0	0
22:45	0	0	0	0	1	0	0	0	0	0	0	0	0	1
23:00	0	0	1	0	0	0	0	0	0	0	0	0	0	1
23:15	0	0	0	0	0	0	0	0	0	0	0	0	0	0
23:30	0	0	0	0	0	0	0	0	0	0	0	0	0	0
23:45	0	0	0	0	0	0	0	0	0	0	0	0	0	0
Totals	21	29	40	34	20	3								147
% of Totals	14%	20%	27%	23%	14%	2%								100%

AM Volumes	7	12	17	9	6	1	0	0	0	0	0	0	0	52
% AM	5%	8%	12%	6%	4%	1%								35%
AM Peak Hour	7:30	7:30	7:30	7:15	7:00	10:00								7:30
Volume	3	6	7	6	4	1								24
PM Volumes	14	17	23	25	14	2	0	0	0	0	0	0	0	95
% PM	10%	12%	16%	17%	10%	1%								65%
PM Peak Hour	16:00	14:15	14:00	14:30	14:30	14:00								14:30
Volume	6	7	8	7	5	2								31

Directional Peak Periods	AM 7-9			NOON 12-2			PM 4-6			Off Peak Volumes		
All Classes	Volume	⟷	%	Volume	⟷	%	Volume	⟷	%	Volume	⟷	%
	31		21%	17		12%	24		16%	75		51%

Street Name	Direction	Percentiles					
		15th	50th	Average	85th	95th	ADT
S Lomita St	North Bound	19	25	25	30	34	266
S Lomita St	South Bound	15	23	23	30	34	147

Prepared by National Data & Surveying Services

SPEED

S Lomita St Bet. W Verdugo Ave & W Oak St

Day: Wednesday
Date: 2/2/2022

City: Burbank
Project #: CA22_020022_030

Summary

Time	< 15	15 - 19	20 - 24	25 - 29	30 - 34	35 - 39	40 - 44	45 - 49	50 - 54	55 - 59	60 - 64	65 - 69	70 +	Total
0:00 AM	0	0	0	0	0	0	0	0	0	0	0	0	0	0
0:15	1	0	1	0	1	0	0	0	0	0	0	0	0	3
0:30	0	0	0	0	0	0	0	0	0	0	0	0	0	0
0:45	0	0	0	0	0	0	0	0	0	0	0	0	0	0
1:00	0	0	0	0	0	0	0	0	0	0	0	0	0	0
1:15	0	0	0	0	0	0	0	0	0	0	0	0	0	0
1:30	0	0	0	0	0	0	0	0	0	0	0	0	0	0
1:45	0	0	0	0	0	0	0	0	0	0	0	0	0	0
2:00	0	0	0	0	0	0	0	0	0	0	0	0	0	0
2:15	0	0	0	0	0	0	0	0	0	0	0	0	0	0
2:30	0	0	0	0	0	0	0	0	0	0	0	0	0	0
2:45	0	0	0	0	0	0	0	0	0	0	0	0	0	0
3:00	0	0	0	0	0	0	0	0	0	0	0	0	0	0
3:15	0	0	0	0	0	0	0	0	0	0	0	0	0	0
3:30	0	0	0	0	0	0	0	0	0	0	0	0	0	0
3:45	0	0	0	0	0	0	0	0	0	0	0	0	0	0
4:00	1	0	0	0	0	0	0	0	0	0	0	0	0	1
4:15	0	0	0	0	0	0	0	0	0	0	0	0	0	0
4:30	0	0	0	0	0	0	0	0	0	0	0	0	0	0
4:45	0	0	0	0	0	0	0	0	0	0	0	0	0	0
5:00	0	0	0	0	0	0	0	0	0	0	0	0	0	0
5:15	0	0	1	0	0	0	0	0	0	0	0	0	0	1
5:30	0	0	0	0	0	0	0	0	0	0	0	0	0	0
5:45	0	0	0	0	0	0	0	0	0	0	0	0	0	0
6:00	0	0	1	0	0	0	0	0	0	0	0	0	0	1
6:15	0	0	0	0	0	0	0	0	0	0	0	0	0	0
6:30	0	0	0	0	0	0	0	0	0	0	0	0	0	0
6:45	1	1	1	0	0	0	0	0	0	0	0	0	0	3
7:00	1	0	0	1	1	0	0	0	0	0	0	0	0	3
7:15	0	1	2	3	1	0	0	0	0	0	0	0	0	7
7:30	1	5	6	5	4	0	0	0	0	0	0	0	0	21
7:45	1	2	19	17	4	1	1	0	0	0	0	0	0	45
8:00	1	2	2	11	2	0	0	0	0	0	0	0	0	18
8:15	1	2	4	2	1	0	0	0	0	0	0	0	0	10
8:30	0	0	2	2	0	0	1	0	0	0	0	0	0	5
8:45	1	0	2	1	2	0	0	0	0	0	0	0	0	6
9:00	0	0	1	0	0	0	0	0	0	0	0	0	0	1
9:15	0	1	3	1	0	0	0	0	0	0	0	0	0	5
9:30	0	1	0	0	1	0	0	0	0	0	0	0	0	2
9:45	0	0	2	0	1	0	0	0	0	0	0	0	0	3
10:00	0	0	3	0	1	1	0	0	0	0	0	0	0	5
10:15	0	2	2	1	1	0	0	0	0	0	0	0	0	6
10:30	0	0	1	2	0	0	0	0	0	0	0	0	0	3
10:45	1	0	1	1	0	1	1	0	0	0	0	0	0	5
11:00	2	2	0	0	0	0	0	0	0	0	0	0	0	4
11:15	0	1	2	0	0	0	0	0	0	0	0	0	0	3
11:30	1	3	0	1	0	0	0	0	0	0	0	0	0	5
11:45	0	0	1	0	0	0	0	0	0	0	0	0	0	1
12:00 PM	1	1	1	3	0	0	0	0	0	0	0	0	0	6
12:15	0	0	2	2	0	1	0	0	0	0	0	0	0	5
12:30	0	1	2	1	0	0	0	0	0	0	0	0	0	4
12:45	0	1	0	4	0	0	0	0	0	0	0	0	0	5
13:00	0	0	1	1	1	0	0	0	0	0	0	0	0	3
13:15	0	3	3	2	0	0	0	0	0	0	0	0	0	8
13:30	1	0	1	1	0	0	0	0	0	0	0	0	0	3
13:45	0	2	2	1	0	0	0	0	0	0	0	0	0	5
14:00	0	1	3	4	1	1	0	0	0	0	0	0	0	10
14:15	1	0	2	1	1	0	0	0	0	0	0	0	0	5
14:30	0	5	2	2	1	0	0	0	0	0	0	0	0	10
14:45	2	1	5	2	2	1	0	0	0	0	0	0	0	13
15:00	3	6	11	18	5	0	0	0	0	0	0	0	0	43
15:15	1	3	5	4	5	0	0	0	0	0	0	0	0	18
15:30	0	0	0	3	1	0	0	0	0	0	0	0	0	4
15:45	0	3	2	1	0	0	0	0	0	0	0	0	0	6
16:00	2	1	0	3	1	0	0	0	0	0	0	0	0	7
16:15	1	0	1	1	0	0	0	0	0	0	0	0	0	3
16:30	4	1	3	1	0	0	0	0	0	0	0	0	0	9
16:45	3	1	0	2	2	0	0	0	0	0	0	0	0	8
17:00	1	1	3	3	1	0	0	0	0	0	0	0	0	9
17:15	0	1	1	2	2	0	0	0	0	0	0	0	0	6
17:30	0	2	2	1	1	0	0	0	0	0	0	0	0	6
17:45	0	1	2	3	0	1	0	0	0	0	0	0	0	7
18:00	0	2	1	1	1	0	0	0	0	0	0	0	0	5
18:15	1	0	1	1	1	0	0	0	0	0	0	0	0	4
18:30	1	1	3	0	1	0	0	0	0	0	0	0	0	6
18:45	0	0	0	4	0	0	0	0	0	0	0	0	0	4
19:00	1	0	2	0	0	0	0	0	0	0	0	0	0	3
19:15	0	0	0	0	0	0	0	0	0	0	0	0	0	0
19:30	1	1	0	3	0	0	0	0	0	0	0	0	0	5
19:45	0	1	1	1	1	0	0	0	0	0	0	0	0	4
20:00	0	0	0	1	0	0	0	0	0	0	0	0	0	1
20:15	0	0	1	1	1	0	0	0	0	0	0	0	0	3
20:30	0	0	0	0	0	0	0	0	0	0	0	0	0	0
20:45	0	0	0	0	1	0	0	0	0	0	0	0	0	1
21:00	0	0	0	2	0	0	0	0	0	0	0	0	0	2
21:15	0	0	1	0	0	0	0	0	0	0	0	0	0	1
21:30	0	0	0	0	0	0	0	0	0	0	0	0	0	0
21:45	0	0	0	0	0	0	0	0	0	0	0	0	0	0
22:00	0	0	0	0	1	0	0	0	0	0	0	0	0	1
22:15	0	0	1	0	0	0	0	0	0	0	0	0	0	1
22:30	0	0	0	0	0	0	0	0	0	0	0	0	0	0
22:45	0	0	0	0	1	0	0	0	0	0	0	0	0	1
23:00	0	0	1	0	0	0	0	0	0	0	0	0	0	1
23:15	0	0	0	0	0	0	0	0	0	0	0	0	0	0
23:30	0	0	0	0	0	0	0	0	0	0	0	0	0	0
23:45	0	0	0	0	0	0	0	0	0	0	0	0	0	0
Totals	37	63	123	128	52	7	3							413
% of Totals	9%	15%	30%	31%	13%	2%	1%							100%

AM Volumes	13	23	57	48	20	3	3	0	0	0	0	0	0	167
% AM	3%	6%	14%	12%	5%	1%	1%							40%
AM Peak Hour	7:30	7:30	7:30	7:15	7:15	10:00	7:45							7:30
Volume	4	11	31	36	11	2	2							94
PM Volumes	24	40	66	80	32	4	0	0	0	0	0	0	0	246
% PM	6%	10%	16%	19%	8%	1%								60%
PM Peak Hour	16:00	14:30	14:30	14:45	14:30	14:00								14:30
Volume	10	15	23	27	13	2								84

Directional Peak Periods	AM 7-9			NOON 12-2			PM 4-6			Off Peak Volumes		
All Classes	Volume	↔	%	Volume	↔	%	Volume	↔	%	Volume	↔	%
	115	↔	28%	39	↔	9%	55	↔	13%	204	↔	49%

Street Name	Direction	Percentiles					
		15th	50th	Average	85th	95th	ADT
S Lomita St	Summary	17	24	24	30	34	413

Prepared by National Data & Surveying Services

SPEED

S Lomita St Bet. W Verdugo Ave & W Oak St

Day: Wednesday
Date: 2/2/2022

City: Burbank
Project #: CA22_020022_030n

North Bound

Time	< 15	15 - 19	20 - 24	25 - 29	30 - 34	35 - 39	40 - 44	45 - 49	50 - 54	55 - 59	60 - 64	65 - 69	70 +	Total
0:00 AM	1	0	1	0	0	0	0	0	0	0	0	0	0	2
1:00	0	0	0	0	0	0	0	0	0	0	0	0	0	0
2:00	0	0	0	0	0	0	0	0	0	0	0	0	0	0
3:00	0	0	0	0	0	0	0	0	0	0	0	0	0	0
4:00	1	0	0	0	0	0	0	0	0	0	0	0	0	1
5:00	0	0	0	0	0	0	0	0	0	0	0	0	0	0
6:00	0	1	0	0	0	0	0	0	0	0	0	0	0	1
7:00	2	4	23	23	6	1	1	0	0	0	0	0	0	60
8:00	0	1	5	12	5	0	1	0	0	0	0	0	0	24
9:00	0	2	4	0	1	0	0	0	0	0	0	0	0	7
10:00	0	1	5	4	2	1	1	0	0	0	0	0	0	14
11:00	2	2	2	0	0	0	0	0	0	0	0	0	0	6
12:00 PM	1	1	1	7	0	1	0	0	0	0	0	0	0	11
13:00	0	2	5	3	1	0	0	0	0	0	0	0	0	11
14:00	2	3	4	5	2	0	0	0	0	0	0	0	0	16
15:00	1	8	15	20	9	0	0	0	0	0	0	0	0	53
16:00	4	2	3	2	2	0	0	0	0	0	0	0	0	13
17:00	0	3	6	6	2	1	0	0	0	0	0	0	0	18
18:00	1	3	4	5	0	0	0	0	0	0	0	0	0	13
19:00	1	1	2	3	0	0	0	0	0	0	0	0	0	7
20:00	0	0	1	2	1	0	0	0	0	0	0	0	0	4
21:00	0	0	1	2	0	0	0	0	0	0	0	0	0	3
22:00	0	0	1	0	1	0	0	0	0	0	0	0	0	2
23:00	0	0	0	0	0	0	0	0	0	0	0	0	0	0
Totals	16	34	83	94	32	4	3							266
% of Totals	6%	13%	31%	35%	12%	2%	1%							100%

AM Volumes	6	11	40	39	14	2	3	0	0	0	0	0	0	115
% AM	2%	4%	15%	15%	5%	1%	1%							43%
AM Peak Hour	7:00	7:00	7:00	7:00	7:00	7:00	7:00							7:00
Volume	2	4	23	23	6	1	1							60
PM Volumes	10	23	43	55	18	2	0	0	0	0	0	0	0	151
% PM	4%	9%	16%	21%	7%	1%								57%
PM Peak Hour	16:00	15:00	15:00	15:00	15:00	12:00								15:00
Volume	4	8	15	20	9	1								53

Directional Peak Periods	AM 7-9			NOON 12-2			PM 4-6			Off Peak Volumes		
All Speeds	Volume		%	Volume		%	Volume		%	Volume		%
	84	↔	32%	22	↔	8%	31	↔	12%	129	↔	48%

Street Name	Direction	Percentiles					
		15th	50th	Average	85th	95th	ADT
S Lomita St	North Bound	19	25	25	30	34	266
S Lomita St	South Bound	15	23	23	30	34	147

Prepared by National Data & Surveying Services

SPEED

S Lomita St Bet. W Verdugo Ave & W Oak St

Day: Wednesday
Date: 2/2/2022

City: Burbank
Project #: CA22_020022_030s

South Bound

Time	< 15	15 - 19	20 - 24	25 - 29	30 - 34	35 - 39	40 - 44	45 - 49	50 - 54	55 - 59	60 - 64	65 - 69	70 +	Total
0:00 AM	0	0	0	0	1	0	0	0	0	0	0	0	0	1
1:00	0	0	0	0	0	0	0	0	0	0	0	0	0	0
2:00	0	0	0	0	0	0	0	0	0	0	0	0	0	0
3:00	0	0	0	0	0	0	0	0	0	0	0	0	0	0
4:00	0	0	0	0	0	0	0	0	0	0	0	0	0	0
5:00	0	0	1	0	0	0	0	0	0	0	0	0	0	1
6:00	1	0	2	0	0	0	0	0	0	0	0	0	0	3
7:00	1	4	4	3	4	0	0	0	0	0	0	0	0	16
8:00	3	3	5	4	0	0	0	0	0	0	0	0	0	15
9:00	0	0	2	1	1	0	0	0	0	0	0	0	0	4
10:00	1	1	2	0	0	1	0	0	0	0	0	0	0	5
11:00	1	4	1	1	0	0	0	0	0	0	0	0	0	7
12:00 PM	0	2	4	3	0	0	0	0	0	0	0	0	0	9
13:00	1	3	2	2	0	0	0	0	0	0	0	0	0	8
14:00	1	4	8	4	3	2	0	0	0	0	0	0	0	22
15:00	3	4	3	6	2	0	0	0	0	0	0	0	0	18
16:00	6	1	1	5	1	0	0	0	0	0	0	0	0	14
17:00	1	2	2	3	2	0	0	0	0	0	0	0	0	10
18:00	1	0	1	1	3	0	0	0	0	0	0	0	0	6
19:00	1	1	1	1	1	0	0	0	0	0	0	0	0	5
20:00	0	0	0	0	1	0	0	0	0	0	0	0	0	1
21:00	0	0	0	0	0	0	0	0	0	0	0	0	0	0
22:00	0	0	0	0	1	0	0	0	0	0	0	0	0	1
23:00	0	0	1	0	0	0	0	0	0	0	0	0	0	1
Totals	21	29	40	34	20	3								147
% of Totals	14%	20%	27%	23%	14%	2%								100%

AM Volumes	7	12	17	9	6	1	0	0	0	0	0	0	0	52
% AM	5%	8%	12%	6%	4%	1%								35%
AM Peak Hour	8:00	7:00	8:00	8:00	7:00	10:00								7:00
Volume	3	4	5	4	4	1								16
PM Volumes	14	17	23	25	14	2	0	0	0	0	0	0	0	95
% PM	10%	12%	16%	17%	10%	1%								65%
PM Peak Hour	16:00	14:00	14:00	15:00	14:00	14:00								14:00
Volume	6	4	8	6	3	2								22

Directional Peak Periods	AM 7-9			NOON 12-2			PM 4-6			Off Peak Volumes		
All Speeds	Volume		%	Volume		%	Volume		%	Volume		%
	31	↔	21%	17	↔	12%	24	↔	16%	75	↔	51%

Street Name	Direction	Percentiles					
		15th	50th	Average	85th	95th	ADT
S Lomita St	North Bound	19	25	25	30	34	266
S Lomita St	South Bound	15	23	23	30	34	147

Prepared by National Data & Surveying Services

SPEED

S Lomita St Bet. W Verdugo Ave & W Oak St

Day: Wednesday
Date: 2/2/2022

City: Burbank
Project #: CA22_020022_030

Summary

Time	< 15	15 - 19	20 - 24	25 - 29	30 - 34	35 - 39	40 - 44	45 - 49	50 - 54	55 - 59	60 - 64	65 - 69	70 +	Total
0:00 AM	1	0	1	0	1	0	0	0	0	0	0	0	0	3
1:00	0	0	0	0	0	0	0	0	0	0	0	0	0	0
2:00	0	0	0	0	0	0	0	0	0	0	0	0	0	0
3:00	0	0	0	0	0	0	0	0	0	0	0	0	0	0
4:00	1	0	0	0	0	0	0	0	0	0	0	0	0	1
5:00	0	0	1	0	0	0	0	0	0	0	0	0	0	1
6:00	1	1	2	0	0	0	0	0	0	0	0	0	0	4
7:00	3	8	27	26	10	1	1	0	0	0	0	0	0	76
8:00	3	4	10	16	5	0	1	0	0	0	0	0	0	39
9:00	0	2	6	1	2	0	0	0	0	0	0	0	0	11
10:00	1	2	7	4	2	2	1	0	0	0	0	0	0	19
11:00	3	6	3	1	0	0	0	0	0	0	0	0	0	13
12:00 PM	1	3	5	10	0	1	0	0	0	0	0	0	0	20
13:00	1	5	7	5	1	0	0	0	0	0	0	0	0	19
14:00	3	7	12	9	5	2	0	0	0	0	0	0	0	38
15:00	4	12	18	26	11	0	0	0	0	0	0	0	0	71
16:00	10	3	4	7	3	0	0	0	0	0	0	0	0	27
17:00	1	5	8	9	4	1	0	0	0	0	0	0	0	28
18:00	2	3	5	6	3	0	0	0	0	0	0	0	0	19
19:00	2	2	3	4	1	0	0	0	0	0	0	0	0	12
20:00	0	0	1	2	2	0	0	0	0	0	0	0	0	5
21:00	0	0	1	2	0	0	0	0	0	0	0	0	0	3
22:00	0	0	1	0	2	0	0	0	0	0	0	0	0	3
23:00	0	0	1	0	0	0	0	0	0	0	0	0	0	1
Totals	37	63	123	128	52	7	3							413
% of Totals	9%	15%	30%	31%	13%	2%	1%							100%

AM Volumes	13	23	57	48	20	3	3	0	0	0	0	0	0	167
% AM	3%	6%	14%	12%	5%	1%	1%							40%
AM Peak Hour	7:00	7:00	7:00	7:00	7:00	10:00	7:00							7:00
Volume	3	8	27	26	10	2	1							76
PM Volumes	24	40	66	80	32	4	0	0	0	0	0	0	0	246
% PM	6%	10%	16%	19%	8%	1%								60%
PM Peak Hour	16:00	15:00	15:00	15:00	15:00	14:00								15:00
Volume	10	12	18	26	11	2								71

Directional Peak Periods	AM 7-9			NOON 12-2			PM 4-6			Off Peak Volumes		
All Speeds	Volume		%	Volume		%	Volume		%	Volume		%
	115	↔	28%	39	↔	9%	55	↔	13%	204	↔	49%

Street Name	Direction	Percentiles					
		15th	50th	Average	85th	95th	ADT
S Lomita St	Summary	17	24	24	30	34	413

Prepared by NDS/ATD

Prepared by National Data & Surveying Services

VOLUME

S Lomita St Bet. W Verdugo Ave & W Oak St

Day: Wednesday
Date: 2/2/2022

City: Burbank
Project #: CA22_020022_030

DAILY TOTALS	NB	SB	EB	WB	Total
	266	147	0	0	413

AM Period	NB		SB		EB	WB	TOTAL		PM Period	NB		SB		EB	WB	TOTAL	
0:00	0		0		0	0			12:00	5		1		0	0	6	
0:15	2		1		0	0	3		12:15	3		2		0	0	5	
0:30	0		0		0	0			12:30	0		4		0	0	4	
0:45	0	2	0	1	0	0		3	12:45	3	11	2	9	0	0	5	20
1:00	0		0		0	0			13:00	1		2		0	0	3	
1:15	0		0		0	0			13:15	4		4		0	0	8	
1:30	0		0		0	0			13:30	2		1		0	0	3	
1:45	0		0		0	0			13:45	4	11	1	8	0	0	5	19
2:00	0		0		0	0			14:00	5		5		0	0	10	
2:15	0		0		0	0			14:15	3		2		0	0	5	
2:30	0		0		0	0			14:30	4		6		0	0	10	
2:45	0		0		0	0			14:45	4	16	9	22	0	0	13	38
3:00	0		0		0	0			15:00	31		12		0	0	43	
3:15	0		0		0	0			15:15	14		4		0	0	18	
3:30	0		0		0	0			15:30	4		0		0	0	4	
3:45	0		0		0	0			15:45	4	53	2	18	0	0	6	71
4:00	1		0		0	0	1		16:00	4		3		0	0	7	
4:15	0		0		0	0			16:15	2		1		0	0	3	
4:30	0		0		0	0			16:30	5		4		0	0	9	
4:45	0	1	0		0	0		1	16:45	2	13	6	14	0	0	8	27
5:00	0		0		0	0			17:00	5		4		0	0	9	
5:15	0		1		0	0	1		17:15	4		2		0	0	6	
5:30	0		0		0	0			17:30	3		3		0	0	6	
5:45	0		0	1	0	0		1	17:45	6	18	1	10	0	0	7	28
6:00	0		1		0	0	1		18:00	4		1		0	0	5	
6:15	0		0		0	0			18:15	2		2		0	0	4	
6:30	0		0		0	0			18:30	3		3		0	0	6	
6:45	1	1	2	3	0	0	3	4	18:45	4	13	0	6	0	0	4	19
7:00	2		1		0	0	3		19:00	2		1		0	0	3	
7:15	5		2		0	0	7		19:15	0		0		0	0		
7:30	17		4		0	0	21		19:30	3		2		0	0	5	
7:45	36	60	9	16	0	0	45	76	19:45	2	7	2	5	0	0	4	12
8:00	12		6		0	0	18		20:00	1		0		0	0	1	
8:15	5		5		0	0	10		20:15	3		0		0	0	3	
8:30	3		2		0	0	5		20:30	0		0		0	0		
8:45	4	24	2	15	0	0	6	39	20:45	0	4	1	1	0	0	1	5
9:00	1		0		0	0	1		21:00	2		0		0	0	2	
9:15	2		3		0	0	5		21:15	1		0		0	0	1	
9:30	2		0		0	0	2		21:30	0		0		0	0		
9:45	2	7	1	4	0	0	3	11	21:45	0	3	0		0	0		3
10:00	4		1		0	0	5		22:00	1		0		0	0	1	
10:15	4		2		0	0	6		22:15	1		0		0	0	1	
10:30	3		0		0	0	3		22:30	0		0		0	0		
10:45	3	14	2	5	0	0	5	19	22:45	0	2	1	1	0	0	1	3
11:00	1		3		0	0	4		23:00	0		1		0	0	1	
11:15	1		2		0	0	3		23:15	0		0		0	0		
11:30	3		2		0	0	5		23:30	0		0		0	0		
11:45	1	6	0	7	0	0	1	13	23:45	0		0	1	0	0		1
TOTALS		115		52				167	TOTALS		151		95				246
SPLIT %		68.9%		31.1%				40.4%	SPLIT %		61.4%		38.6%				59.6%

DAILY TOTALS	NB	SB	EB	WB	Total
	266	147	0	0	413

AM Peak Hour	7:15	7:30			7:30	PM Peak Hour	14:30	14:30			14:30
AM Pk Volume	70	24			94	PM Pk Volume	53	31			84
Pk Hr Factor	0.486	0.667			0.522	Pk Hr Factor	0.427	0.646			0.488
7 - 9 Volume	84	31	0	0	115	4 - 6 Volume	31	24	0	0	55
7 - 9 Peak Hour	7:15	7:30			7:30	4 - 6 Peak Hour	17:00	16:30			16:30
7 - 9 Pk Volume	70	24	0	0	94	4 - 6 Pk Volume	18	16	0	0	32
Pk Hr Factor	0.486	0.667	0.000	0.000	0.522	Pk Hr Factor	0.750	0.667	0.000	0.000	0.889

Prepared by NDS/ATD

Project #: CA22_020022_030 **City:** Burbank

Location: S Lomita St Bet. W Verdugo Ave & W Oak St **Date:** 2/2/2022

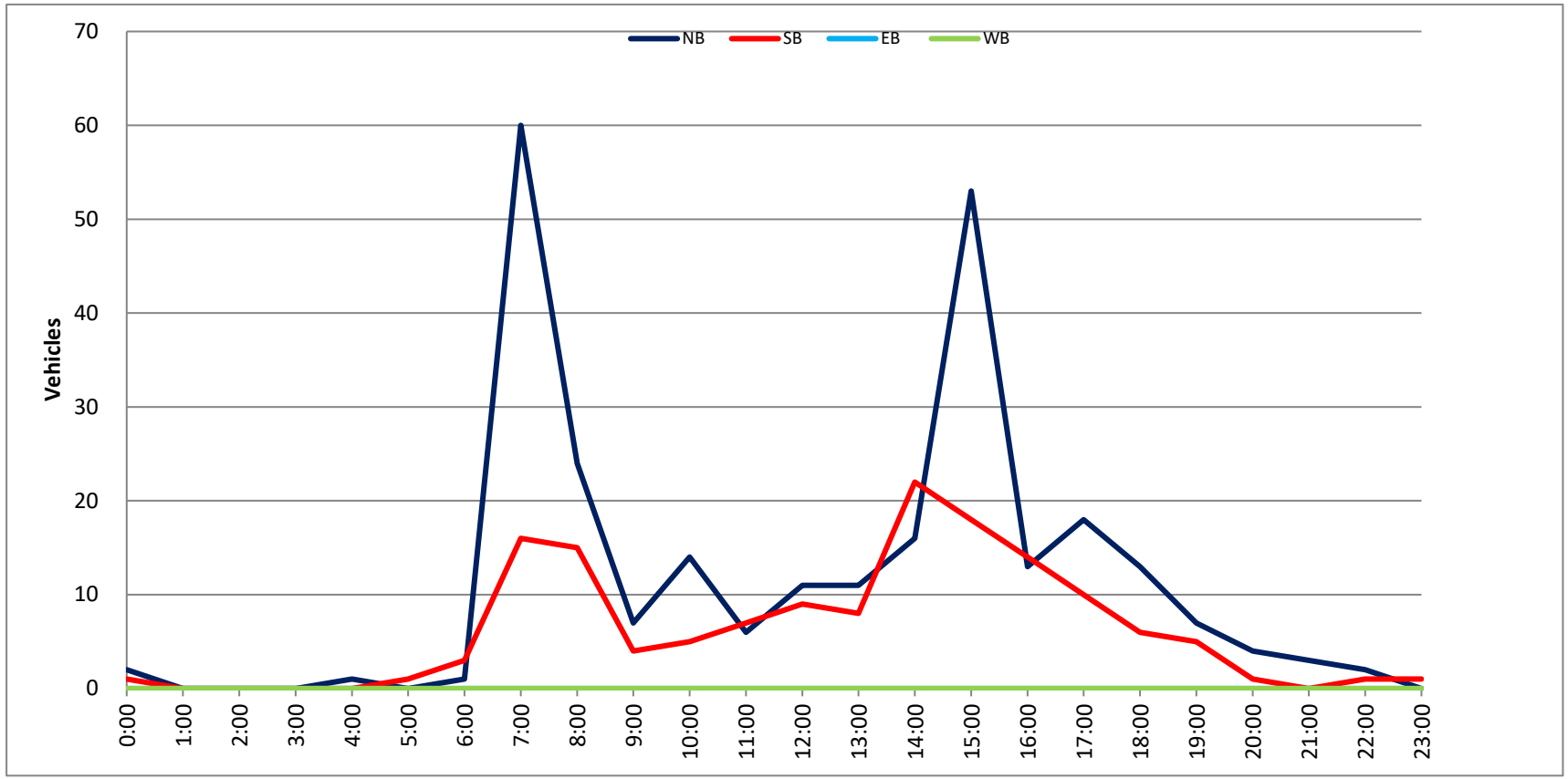

Prepared by National Data & Surveying Services

SPEED

S Lomita St Bet. W Verdugo Ave & W Oak St

Day: Thursday
Date: 2/3/2022

City: Burbank
Project #: CA22_020022_030n

North Bound

Time	< 15	15 - 19	20 - 24	25 - 29	30 - 34	35 - 39	40 - 44	45 - 49	50 - 54	55 - 59	60 - 64	65 - 69	70 +	Total
0:00 AM	0	0	0	0	0	0	0	0	0	0	0	0	0	0
0:15	0	0	1	1	0	0	0	0	0	0	0	0	0	2
0:30	0	0	1	0	0	0	0	0	0	0	0	0	0	1
0:45	0	0	0	0	0	0	0	0	0	0	0	0	0	0
1:00	0	0	0	0	0	0	0	0	0	0	0	0	0	0
1:15	0	0	0	0	0	0	0	0	0	0	0	0	0	0
1:30	0	0	0	0	0	0	0	0	0	0	0	0	0	0
1:45	0	0	0	0	0	0	0	0	0	0	0	0	0	0
2:00	0	0	0	0	0	0	0	0	0	0	0	0	0	0
2:15	0	0	0	0	0	0	0	0	0	0	0	0	0	0
2:30	0	0	0	0	0	0	0	0	0	0	0	0	0	0
2:45	0	0	0	0	0	0	0	0	0	0	0	0	0	0
3:00	0	0	0	0	0	0	0	0	0	0	0	0	0	0
3:15	0	0	0	0	0	0	0	0	0	0	0	0	0	0
3:30	0	0	0	0	0	0	0	0	0	0	0	0	0	0
3:45	0	0	0	0	0	0	0	0	0	0	0	0	0	0
4:00	0	0	0	0	0	0	0	0	0	0	0	0	0	0
4:15	0	0	0	0	0	0	0	0	0	0	0	0	0	0
4:30	0	0	0	0	0	0	0	0	0	0	0	0	0	0
4:45	0	0	0	0	0	0	0	0	0	0	0	0	0	0
5:00	0	0	0	0	0	0	0	0	0	0	0	0	0	0
5:15	0	0	0	0	0	0	0	0	0	0	0	0	0	0
5:30	0	0	0	0	0	0	0	0	0	0	0	0	0	0
5:45	1	0	0	0	0	0	0	0	0	0	0	0	0	1
6:00	0	0	0	0	0	0	0	0	0	0	0	0	0	0
6:15	0	0	1	0	0	0	0	0	0	0	0	0	0	1
6:30	0	0	0	0	0	0	0	0	0	0	0	0	0	0
6:45	0	0	0	0	0	0	0	0	0	0	0	0	0	0
7:00	0	0	0	0	0	0	0	0	0	0	0	0	0	0
7:15	0	0	1	2	0	0	0	0	0	0	0	0	0	3
7:30	1	0	5	3	3	0	0	0	0	0	0	0	0	12
7:45	1	4	12	13	6	1	0	0	0	0	0	0	0	37
8:00	0	1	1	4	4	1	0	0	0	0	0	0	0	11
8:15	0	1	0	2	0	0	0	0	0	0	0	0	0	3
8:30	0	1	1	0	0	0	0	0	0	0	0	0	0	2
8:45	0	1	1	0	0	1	0	0	0	0	0	0	0	3
9:00	0	0	0	2	0	0	0	0	0	0	0	0	0	2
9:15	0	0	2	1	0	0	0	0	0	0	0	0	0	3
9:30	1	1	0	0	0	0	0	0	0	0	0	0	0	2
9:45	2	0	0	0	0	0	0	0	0	0	0	0	0	2
10:00	0	0	0	0	0	0	0	0	0	0	0	0	0	0
10:15	0	0	1	0	1	1	0	0	0	0	0	0	0	3
10:30	0	0	0	0	0	0	0	0	0	0	0	0	0	0
10:45	0	1	0	0	0	0	0	0	0	0	0	0	0	1
11:00	0	1	0	0	0	0	0	0	0	0	0	0	0	1
11:15	0	1	2	0	0	0	0	0	0	0	0	0	0	3
11:30	0	0	1	1	1	0	0	0	0	0	0	0	0	3
11:45	0	0	2	0	0	0	0	0	0	0	0	0	0	2
12:00 PM	1	1	1	0	0	0	0	0	0	0	0	0	0	3
12:15	0	0	1	1	1	0	0	0	0	0	0	0	0	3
12:30	0	0	1	3	1	0	0	0	0	0	0	0	0	5
12:45	1	1	1	0	0	0	0	0	0	0	0	0	0	3
13:00	2	0	0	0	0	0	0	0	0	0	0	0	0	2
13:15	1	0	1	1	0	0	0	0	0	0	0	0	0	3
13:30	0	0	2	0	0	0	0	0	0	0	0	0	0	2
13:45	0	0	1	0	0	0	0	0	0	0	0	0	0	1
14:00	2	0	2	1	0	0	0	0	0	0	0	0	0	5
14:15	1	0	0	1	0	0	0	0	0	0	0	0	0	2
14:30	1	1	0	1	1	1	0	0	0	0	0	0	0	5
14:45	0	0	1	0	1	0	0	0	0	0	0	0	0	2
15:00	0	1	12	9	5	0	0	0	0	0	0	0	0	27
15:15	0	1	3	7	0	0	0	0	0	0	0	0	0	11
15:30	0	1	2	1	1	0	0	0	0	0	0	0	0	5
15:45	1	2	0	1	1	0	0	0	0	0	0	0	0	5
16:00	1	0	3	2	0	0	0	0	0	0	0	0	0	6
16:15	0	2	5	3	0	0	0	0	0	0	0	0	0	10
16:30	1	3	2	1	0	0	0	0	0	0	0	0	0	7
16:45	0	1	2	1	0	1	0	0	0	0	0	0	0	5
17:00	0	2	1	0	0	0	0	0	0	0	0	0	0	3
17:15	1	0	1	2	1	0	0	0	0	0	0	0	0	5
17:30	0	0	0	1	0	0	0	0	0	0	0	0	0	1
17:45	0	1	0	0	0	0	0	0	0	0	0	0	0	1
18:00	0	1	2	2	2	0	0	0	0	0	0	0	0	7
18:15	0	3	0	1	0	1	0	0	0	0	0	0	0	5
18:30	0	0	0	0	1	0	0	0	0	0	0	0	0	1
18:45	1	3	4	0	1	0	0	0	0	0	0	0	0	9
19:00	0	1	0	0	0	0	0	0	0	0	0	0	0	1
19:15	1	0	1	0	0	0	0	0	0	0	0	0	0	2
19:30	0	0	0	0	0	0	0	0	0	0	0	0	0	0
19:45	0	0	2	0	0	1	0	0	0	0	0	0	0	3
20:00	0	0	0	1	0	0	0	0	0	0	0	0	0	1
20:15	0	0	0	1	0	0	0	0	0	0	0	0	0	1
20:30	0	1	2	0	0	0	0	0	0	0	0	0	0	3
20:45	0	0	0	0	0	0	0	0	0	0	0	0	0	0
21:00	0	0	0	0	0	1	0	0	0	0	0	0	0	1
21:15	0	0	0	0	0	0	0	0	0	0	0	0	0	0
21:30	1	0	0	2	0	0	0	0	0	0	0	0	0	3
21:45	0	0	0	0	0	0	0	0	0	0	0	0	0	0
22:00	0	0	0	1	0	0	0	0	0	0	0	0	0	1
22:15	0	1	0	1	0	0	0	0	0	0	0	0	0	2
22:30	0	0	0	0	1	0	0	0	0	0	0	0	0	1
22:45	0	0	0	0	0	0	0	0	0	0	0	0	0	0
23:00	0	0	0	0	0	0	0	0	0	0	0	0	0	0
23:15	0	0	0	0	0	0	0	0	0	0	0	0	0	0
23:30	0	0	0	0	0	0	0	0	0	0	0	0	0	0
23:45	0	0	0	1	0	0	0	0	0	0	0	0	0	1
Totals	22	39	85	75	32	9								262
% of Totals	8%	15%	32%	29%	12%	3%								100%

AM Volumes	6	12	32	29	15	4	0	0	0	0	0	0	0	98
% AM	2%	5%	12%	11%	6%	2%								37%
AM Peak Hour	9:00	7:45	7:15	7:15	7:15	7:15								7:15
Volume	3	7	19	22	13	2								63
PM Volumes	16	27	53	46	17	5	0	0	0	0	0	0	0	164
% PM	6%	10%	20%	18%	6%	2%								63%
PM Peak Hour	12:30	16:15	14:45	15:00	14:15	13:45								15:00
Volume	4	8	18	18	7	1								48

Directional Peak Periods	AM 7-9			NOON 12-2			PM 4-6			Off Peak Volumes		
All Classes	Volume	⟷	%	Volume	⟷	%	Volume	⟷	%	Volume	⟷	%
	71		27%	22		8%	38		15%	131		50%

Street Name	Direction	Percentiles					
		15th	50th	Average	85th	95th	ADT
S Lomita St	North Bound	17	24	24	30	34	262
S Lomita St	South Bound	15	22	22	29	33	174

Prepared by National Data & Surveying Services

SPEED

S Lomita St Bet. W Verdugo Ave & W Oak St

Day: Thursday
Date: 2/3/2022

City: Burbank
Project #: CA22_020022_030s

South Bound

Time	< 15	15 - 19	20 - 24	25 - 29	30 - 34	35 - 39	40 - 44	45 - 49	50 - 54	55 - 59	60 - 64	65 - 69	70 +	Total
0:00 AM	0	0	0	0	0	0	0	0	0	0	0	0	0	0
0:15	0	0	0	0	0	0	0	0	0	0	0	0	0	0
0:30	0	0	0	0	0	0	0	0	0	0	0	0	0	0
0:45	0	0	0	0	0	0	0	0	0	0	0	0	0	0
1:00	0	0	0	0	0	0	0	0	0	0	0	0	0	0
1:15	0	0	0	0	0	0	0	0	0	0	0	0	0	0
1:30	0	0	0	0	0	0	0	0	0	0	0	0	0	0
1:45	0	0	0	1	0	0	0	0	0	0	0	0	0	1
2:00	0	0	0	0	0	0	0	0	0	0	0	0	0	0
2:15	0	0	0	0	0	0	0	0	0	0	0	0	0	0
2:30	0	0	0	0	0	0	0	0	0	0	0	0	0	0
2:45	0	0	0	0	0	0	0	0	0	0	0	0	0	0
3:00	0	0	0	0	0	0	0	0	0	0	0	0	0	0
3:15	0	0	0	0	0	0	0	0	0	0	0	0	0	0
3:30	0	0	0	0	0	0	0	0	0	0	0	0	0	0
3:45	0	0	0	0	0	0	0	0	0	0	0	0	0	0
4:00	0	0	0	0	0	0	0	0	0	0	0	0	0	0
4:15	0	0	0	0	0	0	0	0	0	0	0	0	0	0
4:30	0	0	0	0	0	0	0	0	0	0	0	0	0	0
4:45	0	0	0	0	0	0	0	0	0	0	0	0	0	0
5:00	0	0	0	0	0	0	0	0	0	0	0	0	0	0
5:15	0	0	0	0	0	0	0	0	0	0	0	0	0	0
5:30	0	0	0	0	0	0	0	0	0	0	0	0	0	0
5:45	0	0	0	0	0	0	0	0	0	0	0	0	0	0
6:00	0	1	0	1	0	0	0	0	0	0	0	0	0	2
6:15	0	0	0	0	1	0	0	0	0	0	0	0	0	1
6:30	0	0	0	0	0	0	0	0	0	0	0	0	0	0
6:45	0	0	1	0	0	0	0	0	0	0	0	0	0	1
7:00	1	0	0	1	0	0	0	0	0	0	0	0	0	2
7:15	0	1	0	0	0	0	0	0	0	0	0	0	0	1
7:30	0	1	1	0	0	0	0	0	0	0	0	0	0	2
7:45	1	5	1	1	0	1	0	0	0	0	0	0	0	9
8:00	0	1	6	1	0	0	0	0	0	0	0	0	0	8
8:15	0	0	1	1	0	0	0	0	0	0	0	0	0	2
8:30	1	0	0	1	1	0	0	0	0	0	0	0	0	3
8:45	1	2	0	1	0	0	0	0	0	0	0	0	0	4
9:00	1	1	1	0	0	0	0	0	0	0	0	0	0	3
9:15	0	0	1	0	0	0	0	0	0	0	0	0	0	1
9:30	0	0	0	0	1	0	0	0	0	0	0	0	0	1
9:45	1	0	0	0	0	0	0	0	0	0	0	0	0	1
10:00	0	0	0	1	0	1	0	0	0	0	0	0	0	2
10:15	0	0	0	0	0	0	0	0	0	0	0	0	0	0
10:30	2	1	1	1	0	0	0	0	0	0	0	0	0	5
10:45	0	0	0	1	1	0	0	0	0	0	0	0	0	2
11:00	1	0	0	0	0	0	0	0	0	0	0	0	0	1
11:15	0	0	0	0	0	0	0	0	0	0	0	0	0	0
11:30	0	0	0	0	0	0	0	0	0	0	0	0	0	0
11:45	0	0	3	1	0	0	0	0	0	0	0	0	0	4
12:00 PM	0	0	1	0	0	0	0	0	0	0	0	0	0	1
12:15	1	0	2	0	0	0	0	0	0	0	0	0	0	3
12:30	0	1	0	0	0	0	0	0	0	0	0	0	0	1
12:45	3	1	0	0	0	0	0	0	0	0	0	0	0	4
13:00	1	0	1	0	0	0	0	0	0	0	0	0	0	2
13:15	0	0	2	0	0	0	0	0	0	0	0	0	0	2
13:30	0	2	0	1	0	0	0	0	0	0	0	0	0	3
13:45	1	0	1	2	1	0	0	0	0	0	0	0	0	5
14:00	0	1	0	0	0	0	0	0	0	0	0	0	0	1
14:15	0	0	0	0	0	0	0	0	0	0	0	0	0	0
14:30	1	1	1	1	0	0	0	0	0	0	0	0	0	4
14:45	0	2	3	4	1	0	0	0	0	0	0	0	0	10
15:00	2	0	6	6	0	0	0	0	0	0	0	0	0	14
15:15	0	1	0	2	0	0	0	0	0	0	0	0	0	3
15:30	0	1	0	2	0	0	0	0	0	0	0	0	0	3
15:45	1	0	1	2	1	0	0	0	0	0	0	0	0	5
16:00	1	0	1	0	0	0	0	0	0	0	0	0	0	2
16:15	1	3	0	2	0	0	0	0	0	0	0	0	0	6
16:30	0	1	3	1	2	0	0	0	0	0	0	0	0	7
16:45	1	2	4	0	0	0	0	0	0	0	0	0	0	7
17:00	0	0	0	1	0	0	0	0	0	0	0	0	0	1
17:15	0	1	1	0	0	0	0	0	0	0	0	0	0	2
17:30	0	2	0	1	0	0	0	0	0	0	0	0	0	3
17:45	1	0	1	0	0	0	0	0	0	0	0	0	0	2
18:00	1	0	0	1	0	1	0	0	0	0	0	0	0	3
18:15	1	0	4	0	0	0	0	0	0	0	0	0	0	5
18:30	0	1	0	2	0	0	0	0	0	0	0	0	0	3
18:45	0	0	0	0	0	0	0	0	0	0	0	0	0	0
19:00	0	2	0	0	0	0	0	0	0	0	0	0	0	2
19:15	1	1	1	0	0	0	0	0	0	0	0	0	0	3
19:30	0	0	0	0	0	0	0	0	0	0	0	0	0	0
19:45	0	0	1	0	0	0	0	0	0	0	0	0	0	1
20:00	0	0	0	0	0	0	0	0	0	0	0	0	0	0
20:15	0	0	0	0	0	0	0	0	0	0	0	0	0	0
20:30	0	1	0	0	0	0	0	0	0	0	0	0	0	1
20:45	0	0	0	0	0	0	0	0	0	0	0	0	0	0
21:00	1	1	0	0	0	0	0	0	0	0	0	0	0	2
21:15	0	0	0	0	0	1	0	0	0	0	0	0	0	1
21:30	0	0	0	0	0	0	0	0	0	0	0	0	0	0
21:45	0	0	0	0	1	0	0	0	0	0	0	0	0	1
22:00	0	0	0	1	0	0	0	0	0	0	0	0	0	1
22:15	0	0	1	0	0	0	0	0	0	0	0	0	0	1
22:30	0	0	0	0	2	0	0	0	0	0	0	0	0	2
22:45	0	0	0	0	0	0	0	0	0	0	0	0	0	0
23:00	0	0	0	0	0	0	0	0	0	0	0	0	0	0
23:15	0	0	1	0	0	0	0	0	0	0	0	0	0	1
23:30	0	0	0	0	0	0	0	0	0	0	0	0	0	0
23:45	0	0	0	0	0	0	0	0	0	0	0	0	0	0
Totals	27	38	52	41	12	4								174
% of Totals	16%	22%	30%	24%	7%	2%								100%

AM Volumes	9	13	16	12	4	2	0	0	0	0	0	0	0	56
% AM	5%	7%	9%	7%	2%	1%								32%
AM Peak Hour	8:15	7:15	7:30	7:45	5:30	7:00								7:45
Volume	3	8	9	4	1	1								22
PM Volumes	18	25	36	29	8	2	0	0	0	0	0	0	0	118
% PM	10%	14%	21%	17%	5%	1%								68%
PM Peak Hour	12:15	16:00	14:15	14:45	15:45	17:15								14:30
Volume	5	6	10	14	3	1								31

Directional Peak Periods	AM 7-9			NOON 12-2			PM 4-6			Off Peak Volumes		
All Classes	Volume	⟷	%	Volume	⟷	%	Volume	⟷	%	Volume	⟷	%
	31		18%	21		12%	30		17%	92		53%

Street Name	Direction	Percentiles					
		15th	50th	Average	85th	95th	ADT
S Lomita St	North Bound	17	24	24	30	34	262
S Lomita St	South Bound	15	22	22	29	33	174

Prepared by National Data & Surveying Services

SPEED

S Lomita St Bet. W Verdugo Ave & W Oak St

Day: Thursday
Date: 2/3/2022

City: Burbank
Project #: CA22_020022_030

Summary

Time	< 15	15 - 19	20 - 24	25 - 29	30 - 34	35 - 39	40 - 44	45 - 49	50 - 54	55 - 59	60 - 64	65 - 69	70 +	Total
0:00 AM	0	0	0	0	0	0	0	0	0	0	0	0	0	0
0:15	0	0	1	1	0	0	0	0	0	0	0	0	0	2
0:30	0	0	1	0	0	0	0	0	0	0	0	0	0	1
0:45	0	0	0	0	0	0	0	0	0	0	0	0	0	0
1:00	0	0	0	0	0	0	0	0	0	0	0	0	0	0
1:15	0	0	0	0	0	0	0	0	0	0	0	0	0	0
1:30	0	0	0	0	0	0	0	0	0	0	0	0	0	0
1:45	0	0	0	1	0	0	0	0	0	0	0	0	0	1
2:00	0	0	0	0	0	0	0	0	0	0	0	0	0	0
2:15	0	0	0	0	0	0	0	0	0	0	0	0	0	0
2:30	0	0	0	0	0	0	0	0	0	0	0	0	0	0
2:45	0	0	0	0	0	0	0	0	0	0	0	0	0	0
3:00	0	0	0	0	0	0	0	0	0	0	0	0	0	0
3:15	0	0	0	0	0	0	0	0	0	0	0	0	0	0
3:30	0	0	0	0	0	0	0	0	0	0	0	0	0	0
3:45	0	0	0	0	0	0	0	0	0	0	0	0	0	0
4:00	0	0	0	0	0	0	0	0	0	0	0	0	0	0
4:15	0	0	0	0	0	0	0	0	0	0	0	0	0	0
4:30	0	0	0	0	0	0	0	0	0	0	0	0	0	0
4:45	0	0	0	0	0	0	0	0	0	0	0	0	0	0
5:00	0	0	0	0	0	0	0	0	0	0	0	0	0	0
5:15	0	0	0	0	0	0	0	0	0	0	0	0	0	0
5:30	0	0	0	0	0	0	0	0	0	0	0	0	0	0
5:45	1	0	0	0	0	0	0	0	0	0	0	0	0	1
6:00	0	1	0	1	0	0	0	0	0	0	0	0	0	2
6:15	0	0	1	0	1	0	0	0	0	0	0	0	0	2
6:30	0	0	0	0	0	0	0	0	0	0	0	0	0	0
6:45	0	0	1	0	0	0	0	0	0	0	0	0	0	1
7:00	1	0	0	1	0	0	0	0	0	0	0	0	0	2
7:15	0	1	1	2	0	0	0	0	0	0	0	0	0	4
7:30	1	1	6	3	3	0	0	0	0	0	0	0	0	14
7:45	2	9	13	14	6	2	0	0	0	0	0	0	0	46
8:00	0	2	7	5	4	1	0	0	0	0	0	0	0	19
8:15	0	1	1	3	0	0	0	0	0	0	0	0	0	5
8:30	1	1	1	1	1	0	0	0	0	0	0	0	0	5
8:45	1	3	1	1	0	1	0	0	0	0	0	0	0	7
9:00	1	1	1	2	0	0	0	0	0	0	0	0	0	5
9:15	0	0	3	1	0	0	0	0	0	0	0	0	0	4
9:30	1	1	0	0	1	0	0	0	0	0	0	0	0	3
9:45	3	0	0	0	0	0	0	0	0	0	0	0	0	3
10:00	0	0	0	1	0	1	0	0	0	0	0	0	0	2
10:15	0	0	1	0	1	1	0	0	0	0	0	0	0	3
10:30	2	1	1	1	0	0	0	0	0	0	0	0	0	5
10:45	0	1	0	1	1	0	0	0	0	0	0	0	0	3
11:00	1	1	0	0	0	0	0	0	0	0	0	0	0	2
11:15	0	1	2	0	0	0	0	0	0	0	0	0	0	3
11:30	0	0	1	1	1	0	0	0	0	0	0	0	0	3
11:45	0	0	5	1	0	0	0	0	0	0	0	0	0	6
12:00 PM	1	1	2	0	0	0	0	0	0	0	0	0	0	4
12:15	1	0	3	1	1	0	0	0	0	0	0	0	0	6
12:30	0	1	1	3	1	0	0	0	0	0	0	0	0	6
12:45	4	2	1	0	0	0	0	0	0	0	0	0	0	7
13:00	3	0	1	0	0	0	0	0	0	0	0	0	0	4
13:15	1	0	3	1	0	0	0	0	0	0	0	0	0	5
13:30	0	2	2	1	0	0	0	0	0	0	0	0	0	5
13:45	1	0	2	2	1	0	0	0	0	0	0	0	0	6
14:00	2	1	2	1	0	0	0	0	0	0	0	0	0	6
14:15	1	0	0	1	0	0	0	0	0	0	0	0	0	2
14:30	2	2	1	2	1	1	0	0	0	0	0	0	0	9
14:45	0	2	4	4	2	0	0	0	0	0	0	0	0	12
15:00	2	1	18	15	5	0	0	0	0	0	0	0	0	41
15:15	0	2	3	9	0	0	0	0	0	0	0	0	0	14
15:30	0	2	2	3	1	0	0	0	0	0	0	0	0	8
15:45	2	2	1	3	2	0	0	0	0	0	0	0	0	10
16:00	2	0	4	2	0	0	0	0	0	0	0	0	0	8
16:15	1	5	5	5	0	0	0	0	0	0	0	0	0	16
16:30	1	4	5	2	2	0	0	0	0	0	0	0	0	14
16:45	1	3	6	1	0	1	0	0	0	0	0	0	0	12
17:00	0	2	1	1	0	0	0	0	0	0	0	0	0	4
17:15	1	1	2	2	1	0	0	0	0	0	0	0	0	7
17:30	0	2	0	2	0	0	0	0	0	0	0	0	0	4
17:45	1	1	1	0	0	0	0	0	0	0	0	0	0	3
18:00	1	1	2	3	2	1	0	0	0	0	0	0	0	10
18:15	1	3	4	1	0	1	0	0	0	0	0	0	0	10
18:30	0	1	0	2	1	0	0	0	0	0	0	0	0	4
18:45	1	3	4	0	1	0	0	0	0	0	0	0	0	9
19:00	0	3	0	0	0	0	0	0	0	0	0	0	0	3
19:15	2	1	2	0	0	0	0	0	0	0	0	0	0	5
19:30	0	0	0	0	0	0	0	0	0	0	0	0	0	0
19:45	0	0	3	0	0	1	0	0	0	0	0	0	0	4
20:00	0	0	0	1	0	0	0	0	0	0	0	0	0	1
20:15	0	0	0	1	0	0	0	0	0	0	0	0	0	1
20:30	0	2	2	0	0	0	0	0	0	0	0	0	0	4
20:45	0	0	0	0	0	0	0	0	0	0	0	0	0	0
21:00	1	1	0	0	0	1	0	0	0	0	0	0	0	3
21:15	0	0	0	0	0	1	0	0	0	0	0	0	0	1
21:30	1	0	0	2	0	0	0	0	0	0	0	0	0	3
21:45	0	0	0	0	1	0	0	0	0	0	0	0	0	1
22:00	0	0	0	2	0	0	0	0	0	0	0	0	0	2
22:15	0	1	1	1	0	0	0	0	0	0	0	0	0	3
22:30	0	0	0	0	3	0	0	0	0	0	0	0	0	3
22:45	0	0	0	0	0	0	0	0	0	0	0	0	0	0
23:00	0	0	0	0	0	0	0	0	0	0	0	0	0	0
23:15	0	0	1	0	0	0	0	0	0	0	0	0	0	1
23:30	0	0	0	0	0	0	0	0	0	0	0	0	0	0
23:45	0	0	0	1	0	0	0	0	0	0	0	0	0	1
Totals	49	77	137	116	44	13								436
% of Totals	11%	18%	31%	27%	10%	3%								100%

AM Volumes	15	25	48	41	19	6	0	0	0	0	0	0	0	154
% AM	3%	6%	11%	9%	4%	1%								35%
AM Peak Hour	9:00	7:15	7:15	7:30	7:15	7:15								7:30
Volume	5	13	27	25	13	3								84
PM Volumes	34	52	89	75	25	7	0	0	0	0	0	0	0	282
% PM	8%	12%	20%	17%	6%	2%								65%
PM Peak Hour	12:15	16:15	14:45	14:45	14:15	17:30								14:30
Volume	8	14	27	31	8	2								76

Directional Peak Periods	AM 7-9			NOON 12-2			PM 4-6			Off Peak Volumes		
All Classes	Volume	↔	%	Volume	↔	%	Volume	↔	%	Volume	↔	%
	102	↔	23%	43	↔	10%	68	↔	16%	223	↔	51%

Street Name	Direction	Percentiles					
		15th	50th	Average	85th	95th	ADT
S Lomita St	Summary	16	23	23	30	34	436

Prepared by National Data & Surveying Services

SPEED

S Lomita St Bet. W Verdugo Ave & W Oak St

Day: Thursday
Date: 2/3/2022

City: Burbank
Project #: CA22_020022_030n

North Bound

Time	< 15	15 - 19	20 - 24	25 - 29	30 - 34	35 - 39	40 - 44	45 - 49	50 - 54	55 - 59	60 - 64	65 - 69	70 +	Total
0:00 AM	0	0	2	1	0	0	0	0	0	0	0	0	0	3
1:00	0	0	0	0	0	0	0	0	0	0	0	0	0	0
2:00	0	0	0	0	0	0	0	0	0	0	0	0	0	0
3:00	0	0	0	0	0	0	0	0	0	0	0	0	0	0
4:00	0	0	0	0	0	0	0	0	0	0	0	0	0	0
5:00	1	0	0	0	0	0	0	0	0	0	0	0	0	1
6:00	0	0	1	0	0	0	0	0	0	0	0	0	0	1
7:00	2	4	18	18	9	1	0	0	0	0	0	0	0	52
8:00	0	4	3	6	4	2	0	0	0	0	0	0	0	19
9:00	3	1	2	3	0	0	0	0	0	0	0	0	0	9
10:00	0	1	1	0	1	1	0	0	0	0	0	0	0	4
11:00	0	2	5	1	1	0	0	0	0	0	0	0	0	9
12:00 PM	2	2	4	4	2	0	0	0	0	0	0	0	0	14
13:00	3	0	4	1	0	0	0	0	0	0	0	0	0	8
14:00	4	1	3	3	2	1	0	0	0	0	0	0	0	14
15:00	1	5	17	18	7	0	0	0	0	0	0	0	0	48
16:00	2	6	12	7	0	1	0	0	0	0	0	0	0	28
17:00	1	3	2	3	1	0	0	0	0	0	0	0	0	10
18:00	1	7	6	3	4	1	0	0	0	0	0	0	0	22
19:00	1	1	3	0	0	1	0	0	0	0	0	0	0	6
20:00	0	1	2	2	0	0	0	0	0	0	0	0	0	5
21:00	1	0	0	2	0	1	0	0	0	0	0	0	0	4
22:00	0	1	0	2	1	0	0	0	0	0	0	0	0	4
23:00	0	0	0	1	0	0	0	0	0	0	0	0	0	1
Totals	22	39	85	75	32	9								262
% of Totals	8%	15%	32%	29%	12%	3%								100%

AM Volumes	6	12	32	29	15	4	0	0	0	0	0	0	0	98
% AM	2%	5%	12%	11%	6%	2%								37%
AM Peak Hour	9:00	7:00	7:00	7:00	7:00	8:00								7:00
Volume	3	4	18	18	9	2								52
PM Volumes	16	27	53	46	17	5	0	0	0	0	0	0	0	164
% PM	6%	10%	20%	18%	6%	2%								63%
PM Peak Hour	14:00	18:00	15:00	15:00	15:00	14:00								15:00
Volume	4	7	17	18	7	1								48

Directional Peak Periods	AM 7-9			NOON 12-2			PM 4-6			Off Peak Volumes		
All Speeds	Volume		%	Volume		%	Volume		%	Volume		%
	71	↔	27%	22	↔	8%	38	↔	15%	131	↔	50%

Street Name	Direction	Percentiles					
		15th	50th	Average	85th	95th	ADT
S Lomita St	North Bound	17	24	24	30	34	262
S Lomita St	South Bound	15	22	22	29	33	174

Prepared by National Data & Surveying Services

SPEED

S Lomita St Bet. W Verdugo Ave & W Oak St

Day: Thursday
Date: 2/3/2022

City: Burbank
Project #: CA22_020022_030s

South Bound

Time	< 15	15 - 19	20 - 24	25 - 29	30 - 34	35 - 39	40 - 44	45 - 49	50 - 54	55 - 59	60 - 64	65 - 69	70 +	Total
0:00 AM	0	0	0	0	0	0	0	0	0	0	0	0	0	0
1:00	0	0	0	1	0	0	0	0	0	0	0	0	0	1
2:00	0	0	0	0	0	0	0	0	0	0	0	0	0	0
3:00	0	0	0	0	0	0	0	0	0	0	0	0	0	0
4:00	0	0	0	0	0	0	0	0	0	0	0	0	0	0
5:00	0	0	0	0	0	0	0	0	0	0	0	0	0	0
6:00	0	1	1	1	1	0	0	0	0	0	0	0	0	4
7:00	2	7	2	2	0	1	0	0	0	0	0	0	0	14
8:00	2	3	7	4	1	0	0	0	0	0	0	0	0	17
9:00	2	1	2	0	1	0	0	0	0	0	0	0	0	6
10:00	2	1	1	3	1	1	0	0	0	0	0	0	0	9
11:00	1	0	3	1	0	0	0	0	0	0	0	0	0	5
12:00 PM	4	2	3	0	0	0	0	0	0	0	0	0	0	9
13:00	2	2	4	3	1	0	0	0	0	0	0	0	0	12
14:00	1	4	4	5	1	0	0	0	0	0	0	0	0	15
15:00	3	2	7	12	1	0	0	0	0	0	0	0	0	25
16:00	3	6	8	3	2	0	0	0	0	0	0	0	0	22
17:00	1	3	2	2	0	0	0	0	0	0	0	0	0	8
18:00	2	1	4	3	0	1	0	0	0	0	0	0	0	11
19:00	1	3	2	0	0	0	0	0	0	0	0	0	0	6
20:00	0	1	0	0	0	0	0	0	0	0	0	0	0	1
21:00	1	1	0	0	1	1	0	0	0	0	0	0	0	4
22:00	0	0	1	1	2	0	0	0	0	0	0	0	0	4
23:00	0	0	1	0	0	0	0	0	0	0	0	0	0	1
Totals	27	38	52	41	12	4								174
% of Totals	16%	22%	30%	24%	7%	2%								100%

AM Volumes	9	13	16	12	4	2	0	0	0	0	0	0	0	56
% AM	5%	7%	9%	7%	2%	1%								32%
AM Peak Hour	7:00	7:00	8:00	8:00	6:00	7:00								8:00
Volume	2	7	7	4	1	1								17
PM Volumes	18	25	36	29	8	2	0	0	0	0	0	0	0	118
% PM	10%	14%	21%	17%	5%	1%								68%
PM Peak Hour	12:00	16:00	16:00	15:00	16:00	18:00								15:00
Volume	4	6	8	12	2	1								25

Directional Peak Periods	AM 7-9			NOON 12-2			PM 4-6			Off Peak Volumes		
All Speeds	Volume		%	Volume		%	Volume		%	Volume		%
	31	↔	18%	21	↔	12%	30	↔	17%	92	↔	53%

Street Name	Direction	Percentiles					
		15th	50th	Average	85th	95th	ADT
S Lomita St	North Bound	17	24	24	30	34	262
S Lomita St	South Bound	15	22	22	29	33	174

Prepared by National Data & Surveying Services

SPEED

S Lomita St Bet. W Verdugo Ave & W Oak St

Day: Thursday
Date: 2/3/2022

City: Burbank
Project #: CA22_020022_030

Summary

Time	< 15	15 - 19	20 - 24	25 - 29	30 - 34	35 - 39	40 - 44	45 - 49	50 - 54	55 - 59	60 - 64	65 - 69	70 +	Total
0:00 AM	0	0	2	1	0	0	0	0	0	0	0	0	0	3
1:00	0	0	0	1	0	0	0	0	0	0	0	0	0	1
2:00	0	0	0	0	0	0	0	0	0	0	0	0	0	0
3:00	0	0	0	0	0	0	0	0	0	0	0	0	0	0
4:00	0	0	0	0	0	0	0	0	0	0	0	0	0	0
5:00	1	0	0	0	0	0	0	0	0	0	0	0	0	1
6:00	0	1	2	1	1	0	0	0	0	0	0	0	0	5
7:00	4	11	20	20	9	2	0	0	0	0	0	0	0	66
8:00	2	7	10	10	5	2	0	0	0	0	0	0	0	36
9:00	5	2	4	3	1	0	0	0	0	0	0	0	0	15
10:00	2	2	2	3	2	2	0	0	0	0	0	0	0	13
11:00	1	2	8	2	1	0	0	0	0	0	0	0	0	14
12:00 PM	6	4	7	4	2	0	0	0	0	0	0	0	0	23
13:00	5	2	8	4	1	0	0	0	0	0	0	0	0	20
14:00	5	5	7	8	3	1	0	0	0	0	0	0	0	29
15:00	4	7	24	30	8	0	0	0	0	0	0	0	0	73
16:00	5	12	20	10	2	1	0	0	0	0	0	0	0	50
17:00	2	6	4	5	1	0	0	0	0	0	0	0	0	18
18:00	3	8	10	6	4	2	0	0	0	0	0	0	0	33
19:00	2	4	5	0	0	1	0	0	0	0	0	0	0	12
20:00	0	2	2	2	0	0	0	0	0	0	0	0	0	6
21:00	2	1	0	2	1	2	0	0	0	0	0	0	0	8
22:00	0	1	1	3	3	0	0	0	0	0	0	0	0	8
23:00	0	0	1	1	0	0	0	0	0	0	0	0	0	2
Totals	49	77	137	116	44	13								436
% of Totals	11%	18%	31%	27%	10%	3%								100%

AM Volumes	15	25	48	41	19	6	0	0	0	0	0	0	0	154
% AM	3%	6%	11%	9%	4%	1%								35%
AM Peak Hour	9:00	7:00	7:00	7:00	7:00	7:00								7:00
Volume	5	11	20	20	9	2								66
PM Volumes	34	52	89	75	25	7	0	0	0	0	0	0	0	282
% PM	8%	12%	20%	17%	6%	2%								65%
PM Peak Hour	12:00	16:00	15:00	15:00	15:00	18:00								15:00
Volume	6	12	24	30	8	2								73

Directional Peak Periods	AM 7-9			NOON 12-2			PM 4-6			Off Peak Volumes		
All Speeds	Volume	↔	%	Volume	↔	%	Volume	↔	%	Volume	↔	%
	102		23%	43		10%	68		16%	223		51%

Street Name	Direction	Percentiles					
		15th	50th	Average	85th	95th	ADT
S Lomita St	Summary	16	23	23	30	34	436

Prepared by NDS/ATD

Prepared by National Data & Surveying Services

VOLUME

S Lomita St Bet. W Verdugo Ave & W Oak St

Day: Thursday
Date: 2/3/2022

City: Burbank
Project #: CA22_020022_030

DAILY TOTALS	NB	SB	EB	WB	Total
	262	174	0	0	436

AM Period	NB		SB		EB	WB	TOTAL		PM Period	NB		SB		EB	WB	TOTAL	
0:00	0		0		0	0			12:00	3		1		0	0	4	
0:15	2		0		0	0	2		12:15	3		3		0	0	6	
0:30	1		0		0	0	1		12:30	5		1		0	0	6	
0:45	0	3	0		0	0		3	12:45	3	14	4	9	0	0	7	23
1:00	0		0		0	0			13:00	2		2		0	0	4	
1:15	0		0		0	0			13:15	3		2		0	0	5	
1:30	0		0		0	0			13:30	2		3		0	0	5	
1:45	0		1	1	0	0	1	1	13:45	1	8	5	12	0	0	6	20
2:00	0		0		0	0			14:00	5		1		0	0	6	
2:15	0		0		0	0			14:15	2		0		0	0	2	
2:30	0		0		0	0			14:30	5		4		0	0	9	
2:45	0		0		0	0			14:45	2	14	10	15	0	0	12	29
3:00	0		0		0	0			15:00	27		14		0	0	41	
3:15	0		0		0	0			15:15	11		3		0	0	14	
3:30	0		0		0	0			15:30	5		3		0	0	8	
3:45	0		0		0	0			15:45	5	48	5	25	0	0	10	73
4:00	0		0		0	0			16:00	6		2		0	0	8	
4:15	0		0		0	0			16:15	10		6		0	0	16	
4:30	0		0		0	0			16:30	7		7		0	0	14	
4:45	0		0		0	0			16:45	5	28	7	22	0	0	12	50
5:00	0		0		0	0			17:00	3		1		0	0	4	
5:15	0		0		0	0			17:15	5		2		0	0	7	
5:30	0		0		0	0			17:30	1		3		0	0	4	
5:45	1	1	0		0	0	1	1	17:45	1	10	2	8	0	0	3	18
6:00	0		2		0	0	2		18:00	7		3		0	0	10	
6:15	1		1		0	0	2		18:15	5		5		0	0	10	
6:30	0		0		0	0			18:30	1		3		0	0	4	
6:45	0	1	1	4	0	0	1	5	18:45	9	22	0	11	0	0	9	33
7:00	0		2		0	0	2		19:00	1		2		0	0	3	
7:15	3		1		0	0	4		19:15	2		3		0	0	5	
7:30	12		2		0	0	14		19:30	0		0		0	0		
7:45	37	52	9	14	0	0	46	66	19:45	3	6	1	6	0	0	4	12
8:00	11		8		0	0	19		20:00	1		0		0	0	1	
8:15	3		2		0	0	5		20:15	1		0		0	0	1	
8:30	2		3		0	0	5		20:30	3		1		0	0	4	
8:45	3	19	4	17	0	0	7	36	20:45	0	5	0	1	0	0		6
9:00	2		3		0	0	5		21:00	1		2		0	0	3	
9:15	3		1		0	0	4		21:15	0		1		0	0	1	
9:30	2		1		0	0	3		21:30	3		0		0	0	3	
9:45	2	9	1	6	0	0	3	15	21:45	0	4	1	4	0	0	1	8
10:00	0		2		0	0	2		22:00	1		1		0	0	2	
10:15	3		0		0	0	3		22:15	2		1		0	0	3	
10:30	0		5		0	0	5		22:30	1		2		0	0	3	
10:45	1	4	2	9	0	0	3	13	22:45	0	4	0	4	0	0		8
11:00	1		1		0	0	2		23:00	0		0		0	0		
11:15	3		0		0	0	3		23:15	0		1		0	0	1	
11:30	3		0		0	0	3		23:30	0		0		0	0		
11:45	2	9	4	5	0	0	6	14	23:45	1	1	0	1	0	0	1	2
TOTALS		98		56				154	TOTALS		164		118				282
SPLIT %		63.6%		36.4%				35.3%	SPLIT %		58.2%		41.8%				64.7%

DAILY TOTALS	NB	SB	EB	WB	Total
	262	174	0	0	436

AM Peak Hour	7:15	7:45			7:30	PM Peak Hour	15:00	14:30			14:30
AM Pk Volume	63	22			84	PM Pk Volume	48	31			76
Pk Hr Factor	0.426	0.611			0.457	Pk Hr Factor	0.444	0.554			0.463
7 - 9 Volume	71	31	0	0	102	4 - 6 Volume	38	30	0	0	68
7 - 9 Peak Hour	7:15	7:45			7:30	4 - 6 Peak Hour	16:00	16:00			16:00
7 - 9 Pk Volume	63	22	0	0	84	4 - 6 Pk Volume	28	22	0	0	50
Pk Hr Factor	0.426	0.611	0.000	0.000	0.457	Pk Hr Factor	0.700	0.786	0.000	0.000	0.781

Prepared by NDS/ATD

Project #: CA22_020022_030 **City:** Burbank

Location: S Lomita St Bet. W Verdugo Ave & W Oak St **Date:** 2/3/2022

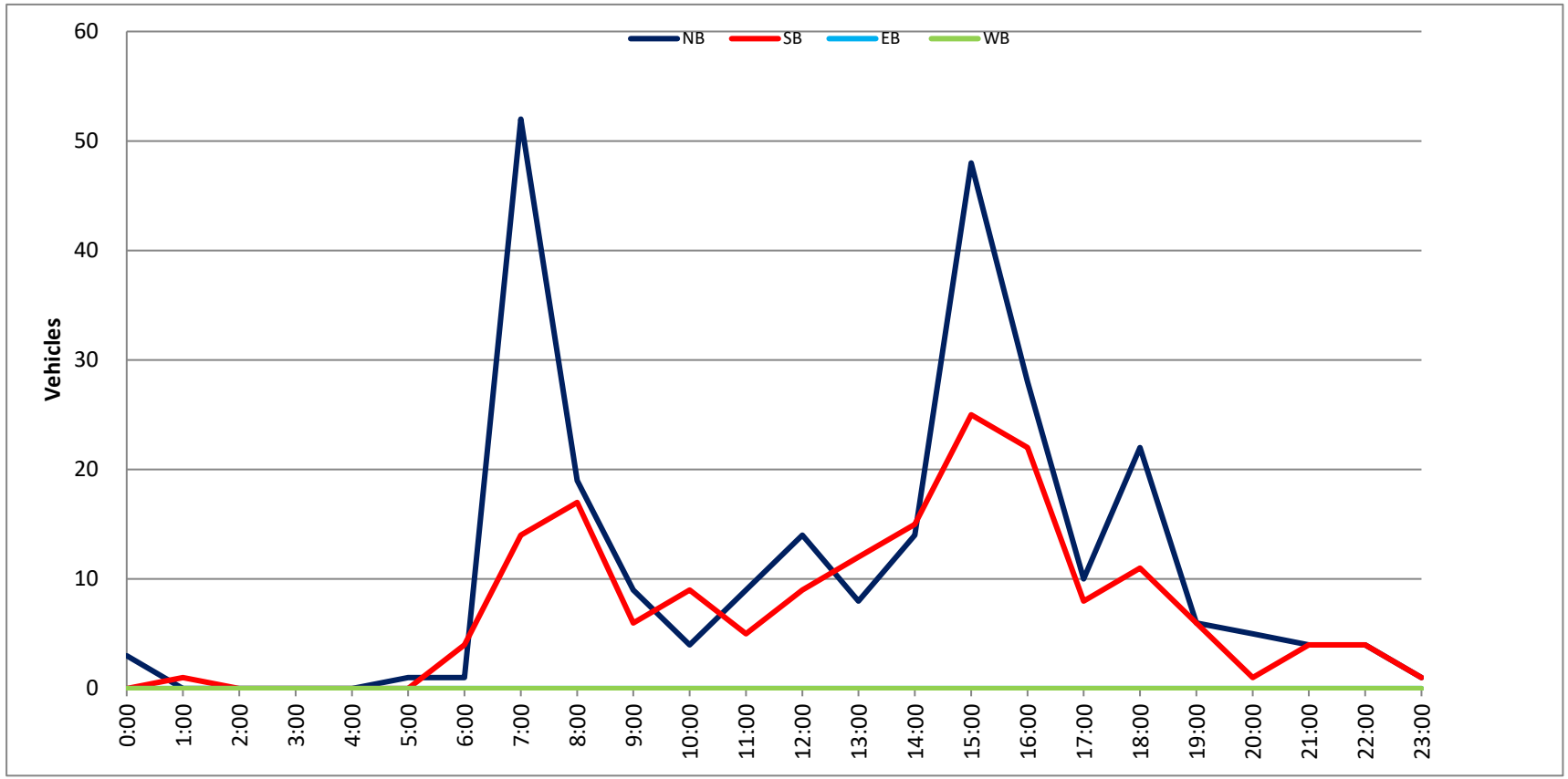

Prepared by National Data & Surveying Services

SPEED

S Glenwood Pl Bet. W Verdugo Ave & W Oak St

Day: Tuesday
Date: 1/18/2022

City: Burbank
Project #: CA22_020022_031n

North Bound

Time	< 15	15 - 19	20 - 24	25 - 29	30 - 34	35 - 39	40 - 44	45 - 49	50 - 54	55 - 59	60 - 64	65 - 69	70 +	Total
0:00 AM	0	0	0	0	0	0	0	0	0	0	0	0	0	0
0:15	0	0	0	0	0	0	0	0	0	0	0	0	0	0
0:30	0	0	0	0	0	0	0	0	0	0	0	0	0	0
0:45	0	0	0	0	0	0	0	0	0	0	0	0	0	0
1:00	0	2	0	0	0	0	0	0	0	0	0	0	0	2
1:15	0	0	0	0	0	0	0	0	0	0	0	0	0	0
1:30	0	0	0	0	0	0	0	0	0	0	0	0	0	0
1:45	0	0	0	0	0	0	0	0	0	0	0	0	0	0
2:00	0	0	0	0	0	0	0	0	0	0	0	0	0	0
2:15	0	0	0	0	0	0	0	0	0	0	0	0	0	0
2:30	0	0	0	0	0	0	0	0	0	0	0	0	0	0
2:45	0	0	0	0	0	0	0	0	0	0	0	0	0	0
3:00	0	0	0	0	0	0	0	0	0	0	0	0	0	0
3:15	0	0	0	0	0	0	0	0	0	0	0	0	0	0
3:30	0	0	0	1	0	0	0	0	0	0	0	0	0	1
3:45	0	0	0	0	0	0	0	0	0	0	0	0	0	0
4:00	0	0	0	0	0	0	0	0	0	0	0	0	0	0
4:15	0	0	0	0	0	0	0	0	0	0	0	0	0	0
4:30	0	0	0	0	0	0	0	0	0	0	0	0	0	0
4:45	0	0	0	0	0	0	0	0	0	0	0	0	0	0
5:00	0	0	0	0	0	0	0	0	0	0	0	0	0	0
5:15	0	0	0	0	0	0	0	0	0	0	0	0	0	0
5:30	0	0	0	0	0	0	0	0	0	0	0	0	0	0
5:45	1	0	0	0	0	0	0	0	0	0	0	0	0	1
6:00	0	0	0	0	0	0	0	0	0	0	0	0	0	0
6:15	0	0	0	0	0	0	0	0	0	0	0	0	0	0
6:30	0	0	0	0	0	0	0	0	0	0	0	0	0	0
6:45	1	0	2	0	0	0	0	0	0	0	0	0	0	3
7:00	1	1	3	0	0	0	0	0	0	0	0	0	0	5
7:15	0	0	1	0	0	0	0	0	0	0	0	0	0	1
7:30	0	1	1	3	0	0	0	0	0	0	0	0	0	5
7:45	0	4	1	3	6	1	0	0	0	0	0	0	0	15
8:00	1	2	0	2	0	0	0	0	0	0	0	0	0	5
8:15	0	2	0	0	2	0	0	0	0	0	0	0	0	4
8:30	0	0	7	1	0	0	0	0	0	0	0	0	0	8
8:45	2	1	1	1	0	0	0	0	0	0	0	0	0	5
9:00	1	2	0	2	0	0	0	0	0	0	0	0	0	5
9:15	1	0	0	0	0	0	0	0	0	0	0	0	0	1
9:30	1	0	3	0	2	0	0	0	0	0	0	0	0	6
9:45	0	1	0	0	0	0	0	0	0	0	0	0	0	1
10:00	0	1	1	1	2	0	0	0	0	0	0	0	0	5
10:15	0	0	0	0	2	1	0	0	0	0	0	0	0	3
10:30	1	1	1	1	1	0	0	0	0	0	0	0	0	5
10:45	0	1	0	1	1	0	0	0	0	0	0	0	0	3
11:00	0	0	0	2	0	0	0	0	0	0	0	0	0	2
11:15	0	0	2	1	2	0	0	0	0	0	0	0	0	5
11:30	0	0	1	4	0	0	0	0	0	0	0	0	0	5
11:45	0	1	1	3	5	0	0	0	0	0	0	0	0	10
12:00 PM	0	0	0	3	2	0	0	0	0	0	0	0	0	5
12:15	0	1	2	0	0	0	0	0	0	0	0	0	0	3
12:30	0	1	2	1	1	0	0	0	0	0	0	0	0	5
12:45	0	1	1	1	0	0	0	0	0	0	0	0	0	3
13:00	0	0	2	1	1	0	0	0	0	0	0	0	0	4
13:15	0	1	1	1	1	0	0	0	0	0	0	0	0	4
13:30	0	0	1	0	2	1	0	0	0	0	0	0	0	4
13:45	0	1	1	1	0	0	0	0	0	0	0	0	0	3
14:00	0	1	0	3	1	0	0	0	0	0	0	0	0	5
14:15	0	0	4	3	2	0	1	0	0	0	0	0	0	10
14:30	0	1	1	5	1	0	0	0	0	0	0	0	0	8
14:45	0	1	1	3	1	0	0	0	0	0	0	0	0	6
15:00	1	2	0	5	1	0	0	0	0	0	0	0	0	9
15:15	0	0	4	4	0	0	0	0	0	0	0	0	0	8
15:30	1	2	4	4	1	0	1	0	0	0	0	0	0	13
15:45	0	0	0	1	0	1	0	0	0	0	0	0	0	2
16:00	0	0	0	2	0	0	0	0	0	0	0	0	0	2
16:15	0	1	1	0	0	0	0	0	0	0	0	0	0	2
16:30	0	0	0	0	1	1	0	0	0	0	0	0	0	2
16:45	0	0	1	3	1	0	1	0	0	0	0	0	0	6
17:00	0	0	0	4	1	0	0	0	0	0	0	0	0	5
17:15	1	0	0	0	1	1	0	0	0	0	0	0	0	3
17:30	0	0	2	4	0	0	0	0	0	0	0	0	0	6
17:45	2	0	1	4	0	0	0	0	0	0	0	0	0	7
18:00	0	0	1	0	0	0	0	0	0	0	0	0	0	1
18:15	0	0	1	4	0	0	0	0	0	0	0	0	0	5
18:30	0	1	2	4	0	0	0	0	0	0	0	0	0	7
18:45	0	1	2	2	0	0	0	0	0	0	0	0	0	5
19:00	0	0	2	1	0	0	0	0	0	0	0	0	0	3
19:15	0	0	0	1	0	1	0	0	0	0	0	0	0	2
19:30	0	0	3	3	0	0	0	0	0	0	0	0	0	6
19:45	0	0	0	0	1	0	0	0	0	0	0	0	0	1
20:00	0	1	1	1	0	0	0	0	0	0	0	0	0	3
20:15	0	0	0	0	0	0	0	0	0	0	0	0	0	0
20:30	0	0	1	1	0	0	0	0	0	0	0	0	0	2
20:45	0	0	0	1	0	0	0	0	0	0	0	0	0	1
21:00	0	0	1	0	0	0	0	0	0	0	0	0	0	1
21:15	0	0	0	1	0	0	0	0	0	0	0	0	0	1
21:30	0	1	1	0	0	0	0	0	0	0	0	0	0	2
21:45	0	0	1	0	0	0	0	0	0	0	0	0	0	1
22:00	0	0	0	0	1	0	0	0	0	0	0	0	0	1
22:15	0	0	0	0	1	1	0	0	0	0	0	0	0	2
22:30	0	0	2	0	0	0	0	0	0	0	0	0	0	2
22:45	0	0	0	0	1	0	0	0	0	0	0	0	0	1
23:00	0	0	1	0	0	0	0	0	0	0	0	0	0	1
23:15	0	0	2	1	0	0	0	0	0	0	0	0	0	3
23:30	0	0	0	0	0	0	0	0	0	0	0	0	0	0
23:45	0	0	0	0	0	0	0	0	0	0	0	0	0	0
Totals	15	37	75	99	45	8	3							282
% of Totals	5%	13%	27%	35%	16%	3%	1%							100%

AM Volumes	10	20	25	26	23	2	0	0	0	0	0	0	0	106
% AM	4%	7%	9%	9%	8%	1%								38%
AM Peak Hour	8:45	7:30	7:45	11:15	11:15	7:00								7:45
Volume	5	9	8	11	9	1								32
PM Volumes	5	17	50	73	22	6	3	0	0	0	0	0	0	176
% PM	2%	6%	18%	26%	8%	2%	1%							62%
PM Peak Hour	17:00	14:45	14:45	14:30	13:30	15:45	13:30							14:45
Volume	3	5	9	17	5	2	1							36

Directional Peak Periods	AM 7-9			NOON 12-2			PM 4-6			Off Peak Volumes		
All Classes	Volume	⟷	%	Volume	⟷	%	Volume	⟷	%	Volume	⟷	%
	48		17%	31		11%	33		12%	170		60%

Street Name	Direction	Percentiles					
		15th	50th	Average	85th	95th	ADT
S Glenwood Pl	North Bound	19	26	25	32	35	282
S Glenwood Pl	South Bound	18	26	25	32	35	261

Prepared by National Data & Surveying Services

SPEED

S Glenwood Pl Bet. W Verdugo Ave & W Oak St

Day: Tuesday
Date: 1/18/2022

City: Burbank
Project #: CA22_020022_031s

South Bound

Time	< 15	15 - 19	20 - 24	25 - 29	30 - 34	35 - 39	40 - 44	45 - 49	50 - 54	55 - 59	60 - 64	65 - 69	70 +	Total
0:00 AM	0	0	0	0	0	0	0	0	0	0	0	0	0	0
0:15	0	0	0	0	0	0	0	0	0	0	0	0	0	0
0:30	1	0	0	0	0	0	0	0	0	0	0	0	0	1
0:45	0	0	0	0	0	0	0	0	0	0	0	0	0	0
1:00	0	0	0	0	0	0	0	0	0	0	0	0	0	0
1:15	0	0	0	0	0	0	0	0	0	0	0	0	0	0
1:30	0	0	0	0	0	0	0	0	0	0	0	0	0	0
1:45	0	0	0	0	0	0	0	0	0	0	0	0	0	0
2:00	0	0	0	0	0	0	0	0	0	0	0	0	0	0
2:15	0	0	0	0	0	0	0	0	0	0	0	0	0	0
2:30	0	0	0	0	0	0	0	0	0	0	0	0	0	0
2:45	0	0	0	0	0	0	0	0	0	0	0	0	0	0
3:00	0	0	0	0	0	0	0	0	0	0	0	0	0	0
3:15	0	0	0	0	0	0	0	0	0	0	0	0	0	0
3:30	0	0	0	0	0	0	0	0	0	0	0	0	0	0
3:45	0	0	0	0	0	0	0	0	0	0	0	0	0	0
4:00	1	0	0	1	0	0	0	0	0	0	0	0	0	2
4:15	0	0	0	0	0	0	0	0	0	0	0	0	0	0
4:30	0	0	0	0	0	0	0	0	0	0	0	0	0	0
4:45	0	0	0	0	0	0	0	0	0	0	0	0	0	0
5:00	0	0	0	0	0	0	0	0	0	0	0	0	0	0
5:15	1	0	0	0	0	0	0	0	0	0	0	0	0	1
5:30	0	1	0	0	0	0	0	0	0	0	0	0	0	1
5:45	0	0	0	0	1	0	0	0	0	0	0	0	0	1
6:00	0	0	0	0	0	0	0	0	0	0	0	0	0	0
6:15	0	1	0	0	0	0	0	0	0	0	0	0	0	1
6:30	0	0	0	1	0	1	0	0	0	0	0	0	0	2
6:45	0	0	0	2	1	0	0	0	0	0	0	0	0	3
7:00	0	2	0	3	0	0	0	0	0	0	0	0	0	5
7:15	0	2	0	1	1	1	0	0	0	0	0	0	0	5
7:30	0	1	1	4	1	0	0	0	0	0	0	0	0	7
7:45	0	1	5	3	3	0	0	0	0	0	0	0	0	12
8:00	2	1	0	2	2	2	1	0	0	0	0	0	0	10
8:15	1	1	2	1	1	0	0	0	0	0	0	0	0	6
8:30	0	0	0	1	0	0	0	0	0	0	0	0	0	1
8:45	1	1	0	2	1	0	0	0	0	0	0	0	0	5
9:00	0	2	0	2	2	0	0	0	0	0	0	0	0	6
9:15	0	0	1	2	0	0	0	0	0	0	0	0	0	3
9:30	0	0	0	2	1	0	0	0	0	0	0	0	0	3
9:45	0	0	0	2	0	0	0	0	0	0	0	0	0	2
10:00	0	0	1	0	1	0	0	0	0	0	0	0	0	2
10:15	0	0	1	0	0	0	0	0	0	0	0	0	0	1
10:30	0	0	0	4	2	0	0	0	0	0	0	0	0	6
10:45	0	1	1	0	0	0	0	0	0	0	0	0	0	2
11:00	0	0	0	1	0	0	0	0	0	0	0	0	0	1
11:15	0	2	0	1	3	1	0	0	0	0	0	0	0	7
11:30	0	0	1	2	2	1	0	0	0	0	0	0	0	6
11:45	0	1	2	2	3	0	0	0	0	0	0	0	0	8
12:00 PM	0	0	0	0	1	0	0	0	0	0	0	0	0	1
12:15	0	1	1	2	1	0	0	0	0	0	0	0	0	5
12:30	0	0	1	2	1	1	0	0	0	0	0	0	0	5
12:45	0	0	0	0	3	0	0	0	0	0	0	0	0	3
13:00	1	0	1	0	0	1	0	0	0	0	0	0	0	3
13:15	0	1	0	1	1	0	0	0	0	0	0	0	0	3
13:30	1	0	0	2	1	0	0	0	0	0	0	0	0	4
13:45	0	0	0	1	0	0	0	0	0	0	0	0	0	1
14:00	0	0	2	1	0	0	0	0	0	0	0	0	0	3
14:15	1	0	1	6	0	0	0	0	0	0	0	0	0	8
14:30	0	0	2	4	3	0	0	0	0	0	0	0	0	9
14:45	1	0	1	1	1	0	0	0	0	0	0	0	0	4
15:00	0	0	0	3	1	0	0	0	0	0	0	0	0	4
15:15	1	1	0	0	1	0	0	0	0	0	0	0	0	3
15:30	1	2	2	2	3	0	0	0	0	0	0	0	0	10
15:45	0	1	3	1	0	1	0	0	0	0	0	0	0	6
16:00	0	0	2	0	2	0	0	0	0	0	0	0	0	4
16:15	0	1	0	1	1	0	0	0	0	0	0	0	0	3
16:30	0	1	1	0	0	0	0	0	0	0	0	0	0	2
16:45	0	0	0	3	0	0	0	0	0	0	0	0	0	3
17:00	0	1	1	3	1	0	0	0	0	0	0	0	0	6
17:15	0	1	2	3	0	0	0	0	0	0	0	0	0	6
17:30	0	1	2	2	2	0	0	0	0	0	0	0	0	7
17:45	2	1	0	1	1	0	0	0	0	0	0	0	0	5
18:00	2	0	0	1	1	0	0	0	0	0	0	0	0	4
18:15	0	0	3	1	1	0	0	0	0	0	0	0	0	5
18:30	1	0	2	0	0	0	0	0	0	0	0	0	0	3
18:45	0	0	1	0	0	0	0	0	0	0	0	0	0	1
19:00	0	0	2	1	0	0	0	0	0	0	0	0	0	3
19:15	0	0	1	0	0	0	0	0	0	0	0	0	0	1
19:30	0	0	0	2	0	0	0	0	0	0	0	0	0	2
19:45	0	0	1	1	0	0	0	0	0	0	0	0	0	2
20:00	0	0	2	2	0	0	0	0	0	0	0	0	0	4
20:15	0	0	0	1	0	0	0	0	0	0	0	0	0	1
20:30	0	1	0	1	0	0	0	0	0	0	0	0	0	2
20:45	0	0	0	0	0	0	0	0	0	0	0	0	0	0
21:00	0	0	0	1	0	0	0	0	0	0	0	0	0	1
21:15	0	0	1	0	0	0	0	0	0	0	0	0	0	1
21:30	0	0	1	0	0	0	0	0	0	0	0	0	0	1
21:45	1	1	1	0	0	0	0	0	0	0	0	0	0	3
22:00	0	0	3	0	0	0	0	0	0	0	0	0	0	3
22:15	0	0	1	2	0	0	0	0	0	0	0	0	0	3
22:30	0	0	0	0	1	0	0	0	0	0	0	0	0	1
22:45	0	0	0	1	1	0	0	0	0	0	0	0	0	2
23:00	0	0	0	0	0	0	0	0	0	0	0	0	0	0
23:15	0	0	0	0	0	0	0	0	0	0	0	0	0	0
23:30	0	0	0	0	0	0	0	0	0	0	0	0	0	0
23:45	0	0	0	0	0	0	0	0	0	0	0	0	0	0
Totals	19	31	56	92	53	9	1							261
% of Totals	7%	12%	21%	35%	20%	3%	0%							100%

AM Volumes	7	17	15	39	25	6	1	0	0	0	0	0	0	110
% AM	3%	7%	6%	15%	10%	2%	0%							42%
AM Peak Hour	8:00	7:00	7:30	7:00	11:15	7:15	7:15							7:30
Volume	4	6	8	11	9	3	1							35
PM Volumes	12	14	41	53	28	3	0	0	0	0	0	0	0	151
% PM	5%	5%	16%	20%	11%	1%								58%
PM Peak Hour	17:45	15:00	18:15	14:15	12:00	12:15								14:15
Volume	5	4	8	14	6	2								25

Directional Peak Periods	AM 7-9			NOON 12-2			PM 4-6			Off Peak Volumes		
All Classes	Volume	⟷	%	Volume	⟷	%	Volume	⟷	%	Volume	⟷	%
	51		20%	25		10%	36		14%	149		57%

Street Name	Direction	Percentiles					
		15th	50th	Average	85th	95th	ADT
S Glenwood Pl	North Bound	19	26	25	32	35	282
S Glenwood Pl	South Bound	18	26	25	32	35	261

Prepared by National Data & Surveying Services

SPEED

S Glenwood Pl Bet. W Verdugo Ave & W Oak St

Day: Tuesday
Date: 1/18/2022

City: Burbank
Project #: CA22_020022_031

Summary

Time	< 15	15 - 19	20 - 24	25 - 29	30 - 34	35 - 39	40 - 44	45 - 49	50 - 54	55 - 59	60 - 64	65 - 69	70 +	Total
0:00 AM	0	0	0	0	0	0	0	0	0	0	0	0	0	0
0:15	0	0	0	0	0	0	0	0	0	0	0	0	0	0
0:30	1	0	0	0	0	0	0	0	0	0	0	0	0	1
0:45	0	0	0	0	0	0	0	0	0	0	0	0	0	0
1:00	0	2	0	0	0	0	0	0	0	0	0	0	0	2
1:15	0	0	0	0	0	0	0	0	0	0	0	0	0	0
1:30	0	0	0	0	0	0	0	0	0	0	0	0	0	0
1:45	0	0	0	0	0	0	0	0	0	0	0	0	0	0
2:00	0	0	0	0	0	0	0	0	0	0	0	0	0	0
2:15	0	0	0	0	0	0	0	0	0	0	0	0	0	0
2:30	0	0	0	0	0	0	0	0	0	0	0	0	0	0
2:45	0	0	0	0	0	0	0	0	0	0	0	0	0	0
3:00	0	0	0	0	0	0	0	0	0	0	0	0	0	0
3:15	0	0	0	0	0	0	0	0	0	0	0	0	0	0
3:30	0	0	0	1	0	0	0	0	0	0	0	0	0	1
3:45	0	0	0	0	0	0	0	0	0	0	0	0	0	0
4:00	1	0	0	1	0	0	0	0	0	0	0	0	0	2
4:15	0	0	0	0	0	0	0	0	0	0	0	0	0	0
4:30	0	0	0	0	0	0	0	0	0	0	0	0	0	0
4:45	0	0	0	0	0	0	0	0	0	0	0	0	0	0
5:00	0	0	0	0	0	0	0	0	0	0	0	0	0	0
5:15	1	0	0	0	0	0	0	0	0	0	0	0	0	1
5:30	0	1	0	0	0	0	0	0	0	0	0	0	0	1
5:45	1	0	0	0	1	0	0	0	0	0	0	0	0	2
6:00	0	0	0	0	0	0	0	0	0	0	0	0	0	0
6:15	0	1	0	0	0	0	0	0	0	0	0	0	0	1
6:30	0	0	0	1	0	1	0	0	0	0	0	0	0	2
6:45	1	0	2	2	1	0	0	0	0	0	0	0	0	6
7:00	1	3	3	3	0	0	0	0	0	0	0	0	0	10
7:15	0	2	1	1	1	1	0	0	0	0	0	0	0	6
7:30	0	2	2	7	1	0	0	0	0	0	0	0	0	12
7:45	0	5	6	6	9	1	0	0	0	0	0	0	0	27
8:00	3	3	0	4	2	2	1	0	0	0	0	0	0	15
8:15	1	3	2	1	3	0	0	0	0	0	0	0	0	10
8:30	0	0	7	2	0	0	0	0	0	0	0	0	0	9
8:45	3	2	1	3	1	0	0	0	0	0	0	0	0	10
9:00	1	4	0	4	2	0	0	0	0	0	0	0	0	11
9:15	1	0	1	2	0	0	0	0	0	0	0	0	0	4
9:30	1	0	3	2	3	0	0	0	0	0	0	0	0	9
9:45	0	1	0	2	0	0	0	0	0	0	0	0	0	3
10:00	0	1	2	1	3	0	0	0	0	0	0	0	0	7
10:15	0	0	1	0	2	1	0	0	0	0	0	0	0	4
10:30	1	1	1	5	3	0	0	0	0	0	0	0	0	11
10:45	0	2	1	1	1	0	0	0	0	0	0	0	0	5
11:00	0	0	0	3	0	0	0	0	0	0	0	0	0	3
11:15	0	2	2	2	5	1	0	0	0	0	0	0	0	12
11:30	0	0	2	6	2	1	0	0	0	0	0	0	0	11
11:45	0	2	3	5	8	0	0	0	0	0	0	0	0	18
12:00 PM	0	0	0	3	3	0	0	0	0	0	0	0	0	6
12:15	0	2	3	2	1	0	0	0	0	0	0	0	0	8
12:30	0	1	3	3	2	1	0	0	0	0	0	0	0	10
12:45	0	1	1	1	3	0	0	0	0	0	0	0	0	6
13:00	1	0	3	1	1	1	0	0	0	0	0	0	0	7
13:15	0	2	1	2	2	0	0	0	0	0	0	0	0	7
13:30	1	0	1	2	3	1	0	0	0	0	0	0	0	8
13:45	0	1	1	2	0	0	0	0	0	0	0	0	0	4
14:00	0	1	2	4	1	0	0	0	0	0	0	0	0	8
14:15	1	0	5	9	2	0	1	0	0	0	0	0	0	18
14:30	0	1	3	9	4	0	0	0	0	0	0	0	0	17
14:45	1	1	2	4	2	0	0	0	0	0	0	0	0	10
15:00	1	2	0	8	2	0	0	0	0	0	0	0	0	13
15:15	1	1	4	4	1	0	0	0	0	0	0	0	0	11
15:30	2	4	6	6	4	0	1	0	0	0	0	0	0	23
15:45	0	1	3	2	0	2	0	0	0	0	0	0	0	8
16:00	0	0	2	2	2	0	0	0	0	0	0	0	0	6
16:15	0	2	1	1	1	0	0	0	0	0	0	0	0	5
16:30	0	1	1	0	1	1	0	0	0	0	0	0	0	4
16:45	0	0	1	6	1	0	1	0	0	0	0	0	0	9
17:00	0	1	1	7	2	0	0	0	0	0	0	0	0	11
17:15	1	1	2	3	1	1	0	0	0	0	0	0	0	9
17:30	0	1	4	6	2	0	0	0	0	0	0	0	0	13
17:45	4	1	1	5	1	0	0	0	0	0	0	0	0	12
18:00	2	0	1	1	1	0	0	0	0	0	0	0	0	5
18:15	0	0	4	5	1	0	0	0	0	0	0	0	0	10
18:30	1	1	4	4	0	0	0	0	0	0	0	0	0	10
18:45	0	1	3	2	0	0	0	0	0	0	0	0	0	6
19:00	0	0	4	2	0	0	0	0	0	0	0	0	0	6
19:15	0	0	1	1	0	1	0	0	0	0	0	0	0	3
19:30	0	0	3	5	0	0	0	0	0	0	0	0	0	8
19:45	0	0	1	1	1	0	0	0	0	0	0	0	0	3
20:00	0	1	3	3	0	0	0	0	0	0	0	0	0	7
20:15	0	0	0	1	0	0	0	0	0	0	0	0	0	1
20:30	0	1	1	2	0	0	0	0	0	0	0	0	0	4
20:45	0	0	0	1	0	0	0	0	0	0	0	0	0	1
21:00	0	0	1	1	0	0	0	0	0	0	0	0	0	2
21:15	0	0	1	1	0	0	0	0	0	0	0	0	0	2
21:30	0	1	2	0	0	0	0	0	0	0	0	0	0	3
21:45	1	1	2	0	0	0	0	0	0	0	0	0	0	4
22:00	0	0	3	0	1	0	0	0	0	0	0	0	0	4
22:15	0	0	1	2	1	1	0	0	0	0	0	0	0	5
22:30	0	0	2	0	1	0	0	0	0	0	0	0	0	3
22:45	0	0	0	1	2	0	0	0	0	0	0	0	0	3
23:00	0	0	1	0	0	0	0	0	0	0	0	0	0	1
23:15	0	0	2	1	0	0	0	0	0	0	0	0	0	3
23:30	0	0	0	0	0	0	0	0	0	0	0	0	0	0
23:45	0	0	0	0	0	0	0	0	0	0	0	0	0	0
Totals	34	68	131	191	98	17	4							543
% of Totals	6%	13%	24%	35%	18%	3%	1%							100%

AM Volumes	17	37	40	65	48	8	1	0	0	0	0	0	0	216
% AM	3%	7%	7%	12%	9%	1%	0%							40%
AM Peak Hour	8:00	7:30	7:45	7:15	11:15	7:15	7:15							7:30
Volume	7	13	15	18	18	4	1							64
PM Volumes	17	31	91	126	50	9	3	0	0	0	0	0	0	327
% PM	3%	6%	17%	23%	9%	2%	1%							60%
PM Peak Hour	17:15	14:45	15:15	14:15	14:15	15:45	13:30							14:15
Volume	7	8	15	30	10	3	1							58

Directional Peak Periods	AM 7-9			NOON 12-2			PM 4-6			Off Peak Volumes		
All Classes	Volume	⟷	%	Volume	⟷	%	Volume	⟷	%	Volume	⟷	%
	99		18%	56		10%	69		13%	319		59%

Street Name	Direction	Percentiles					
		15th	50th	Average	85th	95th	ADT
S Glenwood Pl	Summary	18	26	25	32	35	543

Prepared by National Data & Surveying Services

SPEED

S Glenwood Pl Bet. W Verdugo Ave & W Oak St

Day: Tuesday
Date: 1/18/2022

City: Burbank
Project #: CA22_020022_031n

North Bound

Time	< 15	15 - 19	20 - 24	25 - 29	30 - 34	35 - 39	40 - 44	45 - 49	50 - 54	55 - 59	60 - 64	65 - 69	70 +	Total
0:00 AM	0	0	0	0	0	0	0	0	0	0	0	0	0	0
1:00	0	2	0	0	0	0	0	0	0	0	0	0	0	2
2:00	0	0	0	0	0	0	0	0	0	0	0	0	0	0
3:00	0	0	0	1	0	0	0	0	0	0	0	0	0	1
4:00	0	0	0	0	0	0	0	0	0	0	0	0	0	0
5:00	1	0	0	0	0	0	0	0	0	0	0	0	0	1
6:00	1	0	2	0	0	0	0	0	0	0	0	0	0	3
7:00	1	6	6	6	6	1	0	0	0	0	0	0	0	26
8:00	3	5	8	4	2	0	0	0	0	0	0	0	0	22
9:00	3	3	3	2	2	0	0	0	0	0	0	0	0	13
10:00	1	3	2	3	6	1	0	0	0	0	0	0	0	16
11:00	0	1	4	10	7	0	0	0	0	0	0	0	0	22
12:00 PM	0	3	5	5	3	0	0	0	0	0	0	0	0	16
13:00	0	2	5	3	4	1	0	0	0	0	0	0	0	15
14:00	0	3	6	14	5	0	1	0	0	0	0	0	0	29
15:00	2	4	8	14	2	1	1	0	0	0	0	0	0	32
16:00	0	1	2	5	2	1	1	0	0	0	0	0	0	12
17:00	3	0	3	12	2	1	0	0	0	0	0	0	0	21
18:00	0	2	6	10	0	0	0	0	0	0	0	0	0	18
19:00	0	0	5	5	1	1	0	0	0	0	0	0	0	12
20:00	0	1	2	3	0	0	0	0	0	0	0	0	0	6
21:00	0	1	3	1	0	0	0	0	0	0	0	0	0	5
22:00	0	0	2	0	3	1	0	0	0	0	0	0	0	6
23:00	0	0	3	1	0	0	0	0	0	0	0	0	0	4
Totals	15	37	75	99	45	8	3							282
% of Totals	5%	13%	27%	35%	16%	3%	1%							100%

AM Volumes	10	20	25	26	23	2	0	0	0	0	0	0	0	106
% AM	4%	7%	9%	9%	8%	1%								38%
AM Peak Hour	8:00	7:00	8:00	11:00	11:00	7:00								7:00
Volume	3	6	8	10	7	1								26
PM Volumes	5	17	50	73	22	6	3	0	0	0	0	0	0	176
% PM	2%	6%	18%	26%	8%	2%	1%							62%
PM Peak Hour	17:00	15:00	15:00	14:00	14:00	13:00	14:00							15:00
Volume	3	4	8	14	5	1	1							32

Directional Peak Periods	AM 7-9			NOON 12-2			PM 4-6			Off Peak Volumes		
All Speeds	Volume		%	Volume		%	Volume		%	Volume		%
	48	↔	17%	31	↔	11%	33	↔	12%	170	↔	60%

Street Name	Direction	Percentiles					
		15th	50th	Average	85th	95th	ADT
S Glenwood Pl	North Bound	19	26	25	32	35	282
S Glenwood Pl	South Bound	18	26	25	32	35	261

Prepared by National Data & Surveying Services

SPEED

S Glenwood Pl Bet. W Verdugo Ave & W Oak St

Day: Tuesday
Date: 1/18/2022

City: Burbank
Project #: CA22_020022_031s

South Bound

Time	< 15	15 - 19	20 - 24	25 - 29	30 - 34	35 - 39	40 - 44	45 - 49	50 - 54	55 - 59	60 - 64	65 - 69	70 +	Total
0:00 AM	1	0	0	0	0	0	0	0	0	0	0	0	0	1
1:00	0	0	0	0	0	0	0	0	0	0	0	0	0	0
2:00	0	0	0	0	0	0	0	0	0	0	0	0	0	0
3:00	0	0	0	0	0	0	0	0	0	0	0	0	0	0
4:00	1	0	0	1	0	0	0	0	0	0	0	0	0	2
5:00	1	1	0	0	1	0	0	0	0	0	0	0	0	3
6:00	0	1	0	3	1	1	0	0	0	0	0	0	0	6
7:00	0	6	6	11	5	1	0	0	0	0	0	0	0	29
8:00	4	3	2	6	4	2	1	0	0	0	0	0	0	22
9:00	0	2	1	8	3	0	0	0	0	0	0	0	0	14
10:00	0	1	3	4	3	0	0	0	0	0	0	0	0	11
11:00	0	3	3	6	8	2	0	0	0	0	0	0	0	22
12:00 PM	0	1	2	4	6	1	0	0	0	0	0	0	0	14
13:00	2	1	1	4	2	1	0	0	0	0	0	0	0	11
14:00	2	0	6	12	4	0	0	0	0	0	0	0	0	24
15:00	2	4	5	6	5	1	0	0	0	0	0	0	0	23
16:00	0	2	3	4	3	0	0	0	0	0	0	0	0	12
17:00	2	4	5	9	4	0	0	0	0	0	0	0	0	24
18:00	3	0	6	2	2	0	0	0	0	0	0	0	0	13
19:00	0	0	4	4	0	0	0	0	0	0	0	0	0	8
20:00	0	1	2	4	0	0	0	0	0	0	0	0	0	7
21:00	1	1	3	1	0	0	0	0	0	0	0	0	0	6
22:00	0	0	4	3	2	0	0	0	0	0	0	0	0	9
23:00	0	0	0	0	0	0	0	0	0	0	0	0	0	0
Totals	19	31	56	92	53	9	1							261
% of Totals	7%	12%	21%	35%	20%	3%	0%							100%

AM Volumes	7	17	15	39	25	6	1	0	0	0	0	0	0	110
% AM	3%	7%	6%	15%	10%	2%	0%							42%
AM Peak Hour	8:00	7:00	7:00	7:00	11:00	8:00	8:00							7:00
Volume	4	6	6	11	8	2	1							29
PM Volumes	12	14	41	53	28	3	0	0	0	0	0	0	0	151
% PM	5%	5%	16%	20%	11%	1%								58%
PM Peak Hour	18:00	15:00	14:00	14:00	12:00	12:00								14:00
Volume	3	4	6	12	6	1								24

Directional Peak Periods	AM 7-9			NOON 12-2			PM 4-6			Off Peak Volumes		
All Speeds	Volume		%	Volume		%	Volume		%	Volume		%
	51	↔	20%	25	↔	10%	36	↔	14%	149	↔	57%

Street Name	Direction	Percentiles					
		15th	50th	Average	85th	95th	ADT
S Glenwood Pl	North Bound	19	26	25	32	35	282
S Glenwood Pl	South Bound	18	26	25	32	35	261

Prepared by National Data & Surveying Services

SPEED

S Glenwood Pl Bet. W Verdugo Ave & W Oak St

Day: Tuesday
Date: 1/18/2022

City: Burbank
Project #: CA22_020022_031

Summary

Time	< 15	15 - 19	20 - 24	25 - 29	30 - 34	35 - 39	40 - 44	45 - 49	50 - 54	55 - 59	60 - 64	65 - 69	70 +	Total
0:00 AM	1	0	0	0	0	0	0	0	0	0	0	0	0	1
1:00	0	2	0	0	0	0	0	0	0	0	0	0	0	2
2:00	0	0	0	0	0	0	0	0	0	0	0	0	0	0
3:00	0	0	0	1	0	0	0	0	0	0	0	0	0	1
4:00	1	0	0	1	0	0	0	0	0	0	0	0	0	2
5:00	2	1	0	0	1	0	0	0	0	0	0	0	0	4
6:00	1	1	2	3	1	1	0	0	0	0	0	0	0	9
7:00	1	12	12	17	11	2	0	0	0	0	0	0	0	55
8:00	7	8	10	10	6	2	1	0	0	0	0	0	0	44
9:00	3	5	4	10	5	0	0	0	0	0	0	0	0	27
10:00	1	4	5	7	9	1	0	0	0	0	0	0	0	27
11:00	0	4	7	16	15	2	0	0	0	0	0	0	0	44
12:00 PM	0	4	7	9	9	1	0	0	0	0	0	0	0	30
13:00	2	3	6	7	6	2	0	0	0	0	0	0	0	26
14:00	2	3	12	26	9	0	1	0	0	0	0	0	0	53
15:00	4	8	13	20	7	2	1	0	0	0	0	0	0	55
16:00	0	3	5	9	5	1	1	0	0	0	0	0	0	24
17:00	5	4	8	21	6	1	0	0	0	0	0	0	0	45
18:00	3	2	12	12	2	0	0	0	0	0	0	0	0	31
19:00	0	0	9	9	1	1	0	0	0	0	0	0	0	20
20:00	0	2	4	7	0	0	0	0	0	0	0	0	0	13
21:00	1	2	6	2	0	0	0	0	0	0	0	0	0	11
22:00	0	0	6	3	5	1	0	0	0	0	0	0	0	15
23:00	0	0	3	1	0	0	0	0	0	0	0	0	0	4
Totals	34	68	131	191	98	17	4							543
% of Totals	6%	13%	24%	35%	18%	3%	1%							100%

AM Volumes	17	37	40	65	48	8	1	0	0	0	0	0	0	216
% AM	3%	7%	7%	12%	9%	1%	0%							40%
AM Peak Hour	8:00	7:00	7:00	7:00	11:00	7:00	8:00							7:00
Volume	7	12	12	17	15	2	1							55
PM Volumes	17	31	91	126	50	9	3	0	0	0	0	0	0	327
% PM	3%	6%	17%	23%	9%	2%	1%							60%
PM Peak Hour	17:00	15:00	15:00	14:00	12:00	13:00	14:00							15:00
Volume	5	8	13	26	9	2	1							55

Directional Peak Periods	AM 7-9			NOON 12-2			PM 4-6			Off Peak Volumes		
All Speeds	Volume		%	Volume		%	Volume		%	Volume		%
	99	↔	18%	56	↔	10%	69	↔	13%	319	↔	59%

Street Name	Direction	Percentiles					
		15th	50th	Average	85th	95th	ADT
S Glenwood Pl	Summary	18	26	25	32	35	543

Prepared by NDS/ATD

Prepared by National Data & Surveying Services

VOLUME

S Glenwood Pl Bet. W Verdugo Ave & W Oak St

Day: Tuesday
Date: 1/18/2022

City: Burbank
Project #: CA22_020022_031

DAILY TOTALS	NB	SB	EB	WB	Total
	282	261	0	0	543

AM Period	NB		SB		EB	WB	TOTAL		PM Period	NB		SB		EB	WB	TOTAL	
0:00	0		0		0	0			12:00	5		1		0	0	6	
0:15	0		0		0	0			12:15	3		5		0	0	8	
0:30	0		1		0	0	1		12:30	5		5		0	0	10	
0:45	0		0	1	0	0		1	12:45	3	16	3	14	0	0	6	30
1:00	2		0		0	0	2		13:00	4		3		0	0	7	
1:15	0		0		0	0			13:15	4		3		0	0	7	
1:30	0		0		0	0			13:30	4		4		0	0	8	
1:45	0	2	0		0	0		2	13:45	3	15	1	11	0	0	4	26
2:00	0		0		0	0			14:00	5		3		0	0	8	
2:15	0		0		0	0			14:15	10		8		0	0	18	
2:30	0		0		0	0			14:30	8		9		0	0	17	
2:45	0		0		0	0			14:45	6	29	4	24	0	0	10	53
3:00	0		0		0	0			15:00	9		4		0	0	13	
3:15	0		0		0	0			15:15	8		3		0	0	11	
3:30	1		0		0	0	1		15:30	13		10		0	0	23	
3:45	0	1	0		0	0		1	15:45	2	32	6	23	0	0	8	55
4:00	0		2		0	0	2		16:00	2		4		0	0	6	
4:15	0		0		0	0			16:15	2		3		0	0	5	
4:30	0		0		0	0			16:30	2		2		0	0	4	
4:45	0		0	2	0	0		2	16:45	6	12	3	12	0	0	9	24
5:00	0		0		0	0			17:00	5		6		0	0	11	
5:15	0		1		0	0	1		17:15	3		6		0	0	9	
5:30	0		1		0	0	1		17:30	6		7		0	0	13	
5:45	1	1	1	3	0	0	2	4	17:45	7	21	5	24	0	0	12	45
6:00	0		0		0	0			18:00	1		4		0	0	5	
6:15	0		1		0	0	1		18:15	5		5		0	0	10	
6:30	0		2		0	0	2		18:30	7		3		0	0	10	
6:45	3	3	3	6	0	0	6	9	18:45	5	18	1	13	0	0	6	31
7:00	5		5		0	0	10		19:00	3		3		0	0	6	
7:15	1		5		0	0	6		19:15	2		1		0	0	3	
7:30	5		7		0	0	12		19:30	6		2		0	0	8	
7:45	15	26	12	29	0	0	27	55	19:45	1	12	2	8	0	0	3	20
8:00	5		10		0	0	15		20:00	3		4		0	0	7	
8:15	4		6		0	0	10		20:15	0		1		0	0	1	
8:30	8		1		0	0	9		20:30	2		2		0	0	4	
8:45	5	22	5	22	0	0	10	44	20:45	1	6	0	7	0	0	1	13
9:00	5		6		0	0	11		21:00	1		1		0	0	2	
9:15	1		3		0	0	4		21:15	1		1		0	0	2	
9:30	6		3		0	0	9		21:30	2		1		0	0	3	
9:45	1	13	2	14	0	0	3	27	21:45	1	5	3	6	0	0	4	11
10:00	5		2		0	0	7		22:00	1		3		0	0	4	
10:15	3		1		0	0	4		22:15	2		3		0	0	5	
10:30	5		6		0	0	11		22:30	2		1		0	0	3	
10:45	3	16	2	11	0	0	5	27	22:45	1	6	2	9	0	0	3	15
11:00	2		1		0	0	3		23:00	1		0		0	0	1	
11:15	5		7		0	0	12		23:15	3		0		0	0	3	
11:30	5		6		0	0	11		23:30	0		0		0	0		
11:45	10	22	8	22	0	0	18	44	23:45	0	4	0		0	0		4
TOTALS		106		110				**216**	**TOTALS**		176		151				**327**
SPLIT %		49.1%		50.9%				**39.8%**	**SPLIT %**		53.8%		46.2%				**60.2%**

DAILY TOTALS	NB	SB	EB	WB	Total
	282	261	0	0	543

AM Peak Hour	7:45	7:30			**7:30**	**PM Peak Hour**	14:45	14:15			**14:15**
AM Pk Volume	32	35			**64**	**PM Pk Volume**	36	25			**58**
Pk Hr Factor	0.533	0.729			**0.593**	**Pk Hr Factor**	0.692	0.694			**0.806**
7 - 9 Volume	48	51	0	0	**99**	**4 - 6 Volume**	33	36	0	0	**69**
7 - 9 Peak Hour	7:45	7:30			**7:30**	**4 - 6 Peak Hour**	17:00	17:00			**17:00**
7 - 9 Pk Volume	32	35	0	0	**64**	**4 - 6 Pk Volume**	21	24	0	0	**45**
Pk Hr Factor	0.533	0.729	0.000	0.000	**0.593**	**Pk Hr Factor**	0.750	0.857	0.000	0.000	**0.865**

Prepared by NDS/ATD

Project #: CA22_020022_031 **City:** Burbank

Location: S Glenwood Pl Bet. W Verdugo Ave & W Oak **Date:** 1/18/2022

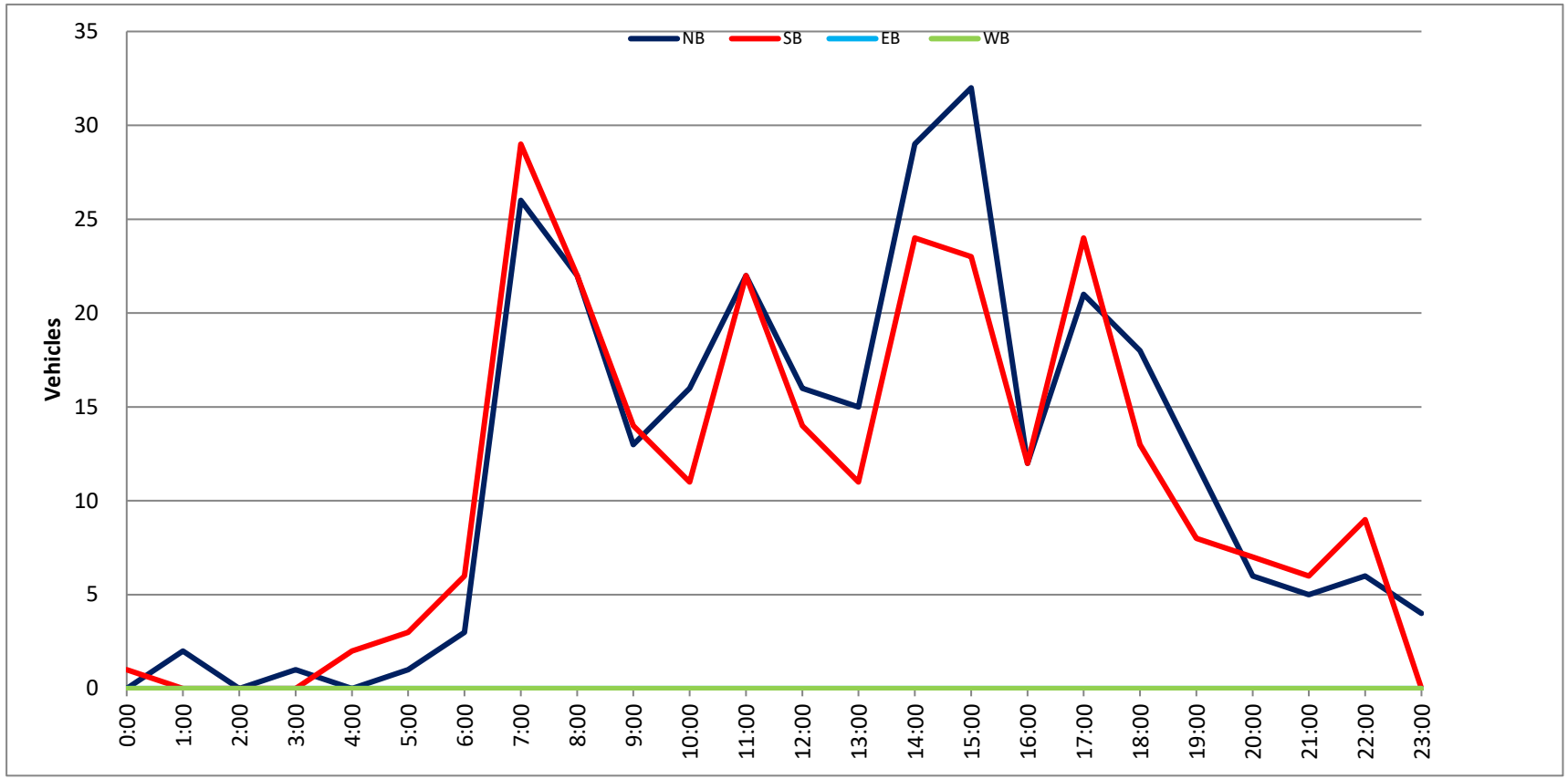

Prepared by National Data & Surveying Services

SPEED

S Glenwood Pl Bet. W Verdugo Ave & W Oak St

Day: Wednesday
Date: 1/19/2022

City: Burbank
Project #: CA22_020022_031n

North Bound

Time	< 15	15 - 19	20 - 24	25 - 29	30 - 34	35 - 39	40 - 44	45 - 49	50 - 54	55 - 59	60 - 64	65 - 69	70 +	Total
0:00 AM	0	0	0	0	0	0	0	0	0	0	0	0	0	0
0:15	0	0	0	0	0	0	0	0	0	0	0	0	0	0
0:30	0	0	0	0	0	0	0	0	0	0	0	0	0	0
0:45	0	0	1	0	0	0	0	0	0	0	0	0	0	1
1:00	0	0	0	0	0	0	0	0	0	0	0	0	0	0
1:15	0	0	0	0	0	0	0	0	0	0	0	0	0	0
1:30	0	0	0	0	0	0	0	0	0	0	0	0	0	0
1:45	0	0	0	0	0	0	0	0	0	0	0	0	0	0
2:00	0	0	0	0	0	0	0	0	0	0	0	0	0	0
2:15	0	0	0	0	0	0	0	0	0	0	0	0	0	0
2:30	0	0	1	0	0	0	0	0	0	0	0	0	0	1
2:45	0	0	0	0	0	0	0	0	0	0	0	0	0	0
3:00	0	0	0	0	0	0	0	0	0	0	0	0	0	0
3:15	0	0	0	0	0	0	0	0	0	0	0	0	0	0
3:30	0	0	0	0	0	0	0	0	0	0	0	0	0	0
3:45	0	0	0	0	0	0	0	0	0	0	0	0	0	0
4:00	0	0	0	0	1	0	0	0	0	0	0	0	0	1
4:15	0	0	0	0	0	0	0	0	0	0	0	0	0	0
4:30	0	0	0	0	0	0	0	0	0	0	0	0	0	0
4:45	0	0	0	0	0	0	0	0	0	0	0	0	0	0
5:00	0	0	0	0	0	0	0	0	0	0	0	0	0	0
5:15	1	1	0	0	0	0	0	0	0	0	0	0	0	2
5:30	0	0	0	0	0	0	0	0	0	0	0	0	0	0
5:45	0	0	1	0	0	0	0	0	0	0	0	0	0	1
6:00	0	0	0	0	0	0	0	0	0	0	0	0	0	0
6:15	0	0	0	0	0	0	0	0	0	0	0	0	0	0
6:30	0	0	0	0	0	0	0	0	0	0	0	0	0	0
6:45	1	0	2	0	0	0	0	0	0	0	0	0	0	3
7:00	1	0	2	0	0	0	0	0	0	0	0	0	0	3
7:15	0	0	0	2	0	0	0	0	0	0	0	0	0	2
7:30	0	1	2	1	0	0	0	0	0	0	0	0	0	4
7:45	0	3	4	6	1	0	0	0	0	0	0	0	0	14
8:00	1	1	3	2	1	0	0	0	0	0	0	0	0	8
8:15	1	1	0	2	1	0	0	0	0	0	0	0	0	5
8:30	0	2	6	0	0	0	0	0	0	0	0	0	0	8
8:45	0	0	0	0	0	0	0	0	0	0	0	0	0	0
9:00	0	0	0	2	0	0	0	0	0	0	0	0	0	2
9:15	0	0	1	0	0	0	0	0	0	0	0	0	0	1
9:30	4	0	0	0	2	0	0	0	0	0	0	0	0	6
9:45	0	1	2	0	0	0	0	0	0	0	0	0	0	3
10:00	0	1	1	3	0	0	0	0	0	0	0	0	0	5
10:15	0	0	2	0	1	0	0	0	0	0	0	0	0	3
10:30	1	1	2	2	0	0	0	0	0	0	0	0	0	6
10:45	3	1	3	0	0	0	0	0	0	0	0	0	0	7
11:00	0	0	3	1	0	0	0	0	0	0	0	0	0	4
11:15	0	0	1	0	2	0	0	0	0	0	0	0	0	3
11:30	0	2	4	4	0	0	0	0	0	0	0	0	0	10
11:45	0	0	1	2	0	0	0	0	0	0	0	0	0	3
12:00 PM	0	2	3	1	2	0	0	0	0	0	0	0	0	8
12:15	0	0	1	2	3	0	0	0	0	0	0	0	0	6
12:30	0	2	2	1	0	0	0	0	0	0	0	0	0	5
12:45	0	2	3	4	0	0	0	0	0	0	0	0	0	9
13:00	1	0	2	1	1	0	0	0	0	0	0	0	0	5
13:15	0	0	3	3	1	0	0	0	0	0	0	0	0	7
13:30	0	0	0	0	0	0	0	0	0	0	0	0	0	0
13:45	0	2	0	0	0	0	0	0	0	0	0	0	0	2
14:00	0	1	2	1	1	0	0	0	0	0	0	0	0	5
14:15	0	1	1	1	1	0	0	0	0	0	0	0	0	4
14:30	1	2	3	2	2	0	0	0	0	0	0	0	0	10
14:45	0	1	1	0	2	0	0	0	0	0	0	0	0	4
15:00	1	0	3	8	0	1	0	0	0	0	0	0	0	13
15:15	1	0	4	3	1	0	0	0	0	0	0	0	0	9
15:30	2	3	0	3	2	0	0	0	0	0	0	0	0	10
15:45	0	0	2	3	2	0	0	0	0	0	0	0	0	7
16:00	1	1	2	0	0	0	0	0	0	0	0	0	0	4
16:15	0	0	2	1	0	0	0	0	0	0	0	0	0	3
16:30	0	0	1	2	1	0	0	0	0	0	0	0	0	4
16:45	1	1	1	1	2	0	0	0	0	0	0	0	0	6
17:00	1	0	1	4	0	1	0	0	0	0	0	0	0	7
17:15	0	0	1	1	0	1	0	0	0	0	0	0	0	3
17:30	0	1	2	1	0	0	0	0	0	0	0	0	0	4
17:45	0	0	1	4	1	0	0	0	0	0	0	0	0	6
18:00	0	1	2	2	1	0	0	0	0	0	0	0	0	6
18:15	0	0	2	4	0	0	0	0	0	0	0	0	0	6
18:30	0	2	2	1	0	0	0	0	0	0	0	0	0	5
18:45	1	0	1	3	0	0	0	0	0	0	0	0	0	5
19:00	0	0	0	0	0	0	0	0	0	0	0	0	0	0
19:15	0	0	0	3	0	0	0	0	0	0	0	0	0	3
19:30	0	0	0	0	1	0	0	0	0	0	0	0	0	1
19:45	0	0	0	2	0	0	0	0	0	0	0	0	0	2
20:00	0	0	2	2	0	0	1	0	0	0	0	0	0	5
20:15	0	1	2	1	0	0	0	0	0	0	0	0	0	4
20:30	0	2	0	1	1	0	0	0	0	0	0	0	0	4
20:45	0	0	1	0	0	0	0	0	0	0	0	0	0	1
21:00	0	0	1	0	0	0	0	0	0	0	0	0	0	1
21:15	0	0	0	1	0	0	0	0	0	0	0	0	0	1
21:30	0	0	0	0	0	0	0	0	0	0	0	0	0	0
21:45	0	0	1	0	0	0	0	0	0	0	0	0	0	1
22:00	0	0	0	0	0	0	0	0	0	0	0	0	0	0
22:15	0	0	0	1	0	0	0	0	0	0	0	0	0	1
22:30	0	0	0	0	0	0	1	0	0	0	0	0	0	1
22:45	0	0	0	0	0	0	0	0	0	0	0	0	0	0
23:00	0	0	1	1	1	0	0	0	0	0	0	0	0	3
23:15	0	0	0	0	0	0	0	0	0	0	0	0	0	0
23:30	0	0	0	0	0	0	0	0	0	0	0	0	0	0
23:45	0	0	0	1	0	0	0	0	0	0	0	0	0	1
Totals	23	40	93	97	35	3	2							293
% of Totals	8%	13%	33%	33%	12%	1%	1%							100%
AM Volumes	13	15	42	27	9	0	0	0	0	0	0	0	0	106
% AM	4%	5%	14%	9%	3%									36%
AM Peak Hour	8:45	7:45	7:45	7:15	11:30									7:45
Volume	4	7	13	11	5									35
PM Volumes	10	25	56	70	26	3	2	0	0	0	0	0	0	192
% PM	3%	8%	19%	23%	9%	1%	1%							64%
PM Peak Hour	14:45	12:00	14:30	15:00	14:00	16:30	19:15							15:00
Volume	4	6	11	17	6	2	1							39

Directional Peak Periods	AM 7-9			NOON 12-2			PM 4-6			Off Peak Volumes		
All Classes	Volume	⟷	%	Volume	⟷	%	Volume	⟷	%	Volume	⟷	%
	44		15%	42		14%	37		12%	175		59%

Street Name	Direction	Percentiles					
		15th	50th	Average	85th	95th	ADT
S Glenwood Pl	North Bound	18	24	24	30	34	298
S Glenwood Pl	South Bound	18	25	24	31	34	262

Prepared by National Data & Surveying Services

SPEED

S Glenwood Pl Bet. W Verdugo Ave & W Oak St

Day: Wednesday
Date: 1/19/2022

City: Burbank
Project #: CA22_020022_031s

South Bound

Time	< 15	15 - 19	20 - 24	25 - 29	30 - 34	35 - 39	40 - 44	45 - 49	50 - 54	55 - 59	60 - 64	65 - 69	70 +	Total
0:00 AM	0	0	0	0	0	0	0	0	0	0	0	0	0	0
0:15	0	0	0	0	0	0	0	0	0	0	0	0	0	0
0:30	0	0	0	0	0	0	0	0	0	0	0	0	0	0
0:45	0	0	0	0	0	0	0	0	0	0	0	0	0	0
1:00	0	0	0	0	0	0	0	0	0	0	0	0	0	0
1:15	0	0	0	0	0	0	0	0	0	0	0	0	0	0
1:30	0	0	0	0	0	0	0	0	0	0	0	0	0	0
1:45	0	0	0	0	0	0	0	0	0	0	0	0	0	0
2:00	0	0	0	0	0	0	0	0	0	0	0	0	0	0
2:15	0	0	0	0	0	0	0	0	0	0	0	0	0	0
2:30	0	0	0	1	0	0	0	0	0	0	0	0	0	1
2:45	0	0	0	0	0	0	0	0	0	0	0	0	0	0
3:00	0	0	0	0	0	0	0	0	0	0	0	0	0	0
3:15	0	0	0	0	0	0	0	0	0	0	0	0	0	0
3:30	0	0	0	0	0	0	0	0	0	0	0	0	0	0
3:45	0	0	0	0	0	0	0	0	0	0	0	0	0	0
4:00	0	1	0	0	0	0	0	0	0	0	0	0	0	1
4:15	0	0	0	0	0	0	0	0	0	0	0	0	0	0
4:30	0	0	0	0	0	0	0	0	0	0	0	0	0	0
4:45	0	0	0	0	0	0	0	0	0	0	0	0	0	0
5:00	0	0	1	0	0	0	0	0	0	0	0	0	0	1
5:15	1	0	0	1	0	0	0	0	0	0	0	0	0	2
5:30	0	0	0	1	0	0	0	0	0	0	0	0	0	1
5:45	0	0	0	0	0	0	0	0	0	0	0	0	0	0
6:00	0	0	0	2	0	0	0	0	0	0	0	0	0	2
6:15	1	0	0	0	1	0	0	0	0	0	0	0	0	2
6:30	0	1	0	0	0	0	0	0	0	0	0	0	0	1
6:45	0	0	1	1	0	0	0	0	0	0	0	0	0	2
7:00	0	0	2	0	1	0	0	0	0	0	0	0	0	3
7:15	0	0	0	0	0	0	0	0	0	0	0	0	0	0
7:30	0	1	4	3	1	0	0	0	0	0	0	0	0	9
7:45	1	1	2	3	2	0	0	0	0	0	0	0	0	9
8:00	0	0	3	1	4	0	1	0	0	0	0	0	0	9
8:15	0	1	1	5	0	0	0	0	0	0	0	0	0	7
8:30	0	2	0	0	0	1	0	0	0	0	0	0	0	3
8:45	0	0	3	4	0	0	0	0	0	0	0	0	0	7
9:00	0	0	2	4	1	0	0	0	0	0	0	0	0	7
9:15	2	0	0	1	0	1	0	0	0	0	0	0	0	4
9:30	0	1	2	3	0	0	0	0	0	0	0	0	0	6
9:45	0	0	1	3	0	1	0	0	0	0	0	0	0	5
10:00	0	1	3	0	0	0	0	0	0	0	0	0	0	4
10:15	0	1	0	0	0	0	0	0	0	0	0	0	0	1
10:30	0	1	2	0	1	0	0	0	0	0	0	0	0	4
10:45	1	1	0	3	2	0	0	0	0	0	0	0	0	7
11:00	0	0	3	0	1	0	0	0	0	0	0	0	0	4
11:15	2	1	2	2	2	0	0	0	0	0	0	0	0	9
11:30	0	0	0	2	0	0	0	0	0	0	0	0	0	2
11:45	0	0	0	2	0	0	0	0	0	0	0	0	0	2
12:00 PM	0	0	2	1	0	0	0	0	0	0	0	0	0	3
12:15	0	2	2	1	1	0	0	0	0	0	0	0	0	6
12:30	0	0	0	0	0	1	0	0	0	0	0	0	0	1
12:45	1	0	0	1	0	0	0	0	0	0	0	0	0	2
13:00	0	1	2	2	0	0	0	0	0	0	0	0	0	5
13:15	0	0	1	1	0	0	0	0	0	0	0	0	0	2
13:30	0	1	1	0	2	0	0	0	0	0	0	0	0	4
13:45	2	1	2	0	1	0	0	0	0	0	0	0	0	6
14:00	2	2	2	1	0	0	0	0	0	0	0	0	0	7
14:15	0	1	1	2	3	0	0	0	0	0	0	0	0	7
14:30	0	1	1	3	0	0	0	0	0	0	0	0	0	5
14:45	1	0	1	1	2	1	0	0	0	0	0	0	0	6
15:00	0	1	2	5	1	0	0	0	0	0	0	0	0	9
15:15	0	0	3	2	0	0	0	0	0	0	0	0	0	5
15:30	0	0	1	3	0	0	0	0	0	0	0	0	0	4
15:45	0	0	1	1	0	0	0	0	0	0	0	0	0	2
16:00	2	3	1	0	0	0	1	0	0	0	0	0	0	7
16:15	0	1	1	1	1	0	0	0	0	0	0	0	0	4
16:30	0	0	1	2	1	0	0	0	0	0	0	0	0	4
16:45	0	0	2	2	1	0	0	0	0	0	0	0	0	5
17:00	0	0	2	2	0	0	0	0	0	0	0	0	0	4
17:15	0	1	2	0	0	0	0	0	0	0	0	0	0	3
17:30	1	0	2	2	1	0	0	0	0	0	0	0	0	6
17:45	0	0	2	0	0	0	0	0	0	0	0	0	0	2
18:00	1	0	1	1	2	0	0	0	0	0	0	0	0	5
18:15	1	0	1	0	0	0	0	0	0	0	0	0	0	2
18:30	0	1	1	0	0	0	0	0	0	0	0	0	0	2
18:45	0	0	0	1	1	0	0	0	0	0	0	0	0	2
19:00	0	0	0	1	0	0	0	0	0	0	0	0	0	1
19:15	1	0	1	0	1	0	0	0	0	0	0	0	0	3
19:30	0	0	1	1	0	0	0	0	0	0	0	0	0	2
19:45	0	0	2	1	1	1	0	0	0	0	0	0	0	5
20:00	0	1	0	0	0	0	0	0	0	0	0	0	0	1
20:15	0	0	1	1	1	0	0	0	0	0	0	0	0	3
20:30	0	0	1	0	1	0	0	0	0	0	0	0	0	2
20:45	0	1	0	0	0	0	0	0	0	0	0	0	0	1
21:00	0	0	0	1	0	0	0	0	0	0	0	0	0	1
21:15	0	1	1	1	0	0	0	0	0	0	0	0	0	3
21:30	0	0	0	0	0	0	0	0	0	0	0	0	0	0
21:45	0	0	0	0	0	0	0	0	0	0	0	0	0	0
22:00	0	0	1	0	0	0	0	0	0	0	0	0	0	1
22:15	0	0	1	1	0	0	0	0	0	0	0	0	0	2
22:30	0	0	0	0	0	0	0	0	0	0	0	0	0	0
22:45	0	0	0	1	0	0	0	0	0	0	0	0	0	1
23:00	0	1	0	0	0	0	0	0	0	0	0	0	0	1
23:15	0	0	0	0	0	0	0	0	0	0	0	0	0	0
23:30	0	0	0	0	0	0	0	0	0	0	0	0	0	0
23:45	0	0	0	0	0	0	0	0	0	0	0	0	0	0
Totals	20	33	79	85	37	6	2							262
% of Totals	8%	13%	30%	32%	14%	2%	1%							100%

AM Volumes	8	13	32	42	16	3	1	0	0	0	0	0	0	115
% AM	3%	5%	12%	16%	6%	1%	0%							44%
AM Peak Hour	10:30	7:45	7:30	8:15	7:15	8:30	7:15							7:30
Volume	3	4	10	13	7	2	1							34
PM Volumes	12	20	47	43	21	3	1	0	0	0	0	0	0	147
% PM	5%	8%	18%	16%	8%	1%	0%							56%
PM Peak Hour	13:15	13:30	16:45	14:15	13:30	12:00	15:15							14:15
Volume	4	5	8	11	6	1	1							27

Directional Peak Periods	AM 7-9			NOON 12-2			PM 4-6			Off Peak Volumes		
All Classes	Volume	⟷	%	Volume	⟷	%	Volume	⟷	%	Volume	⟷	%
	47	⟷	18%	29	⟷	11%	35	⟷	13%	151	⟷	58%

Street Name	Direction	Percentiles					
		15th	50th	Average	85th	95th	ADT
S Glenwood Pl	North Bound	18	24	24	30	34	298
S Glenwood Pl	South Bound	18	25	24	31	34	262

Prepared by National Data & Surveying Services

SPEED

S Glenwood Pl Bet. W Verdugo Ave & W Oak St

Day: Wednesday
Date: 1/19/2022

City: Burbank
Project #: CA22_020022_031

Summary

Time	< 15	15 - 19	20 - 24	25 - 29	30 - 34	35 - 39	40 - 44	45 - 49	50 - 54	55 - 59	60 - 64	65 - 69	70 +	Total
0:00 AM	0	0	0	0	0	0	0	0	0	0	0	0	0	0
0:15	0	0	0	0	0	0	0	0	0	0	0	0	0	0
0:30	0	0	0	0	0	0	0	0	0	0	0	0	0	0
0:45	0	0	1	0	0	0	0	0	0	0	0	0	0	1
1:00	0	0	0	0	0	0	0	0	0	0	0	0	0	0
1:15	0	0	0	0	0	0	0	0	0	0	0	0	0	0
1:30	0	0	0	0	0	0	0	0	0	0	0	0	0	0
1:45	0	0	0	0	0	0	0	0	0	0	0	0	0	0
2:00	0	0	0	0	0	0	0	0	0	0	0	0	0	0
2:15	0	0	0	0	0	0	0	0	0	0	0	0	0	0
2:30	0	0	1	1	0	0	0	0	0	0	0	0	0	2
2:45	0	0	0	0	0	0	0	0	0	0	0	0	0	0
3:00	0	0	0	0	0	0	0	0	0	0	0	0	0	0
3:15	0	0	0	0	0	0	0	0	0	0	0	0	0	0
3:30	0	0	0	0	0	0	0	0	0	0	0	0	0	0
3:45	0	0	0	0	0	0	0	0	0	0	0	0	0	0
4:00	0	1	0	0	1	0	0	0	0	0	0	0	0	2
4:15	0	0	0	0	0	0	0	0	0	0	0	0	0	0
4:30	0	0	0	0	0	0	0	0	0	0	0	0	0	0
4:45	0	0	0	0	0	0	0	0	0	0	0	0	0	0
5:00	0	0	1	0	0	0	0	0	0	0	0	0	0	1
5:15	2	1	0	1	0	0	0	0	0	0	0	0	0	4
5:30	0	0	0	1	0	0	0	0	0	0	0	0	0	1
5:45	0	0	1	0	0	0	0	0	0	0	0	0	0	1
6:00	0	0	0	2	0	0	0	0	0	0	0	0	0	2
6:15	1	0	0	0	1	0	0	0	0	0	0	0	0	2
6:30	0	1	0	0	0	0	0	0	0	0	0	0	0	1
6:45	1	0	3	1	0	0	0	0	0	0	0	0	0	5
7:00	1	0	4	0	1	0	0	0	0	0	0	0	0	6
7:15	0	0	0	2	0	0	0	0	0	0	0	0	0	2
7:30	0	2	6	4	1	0	0	0	0	0	0	0	0	13
7:45	1	4	6	9	3	0	0	0	0	0	0	0	0	23
8:00	1	1	6	3	5	0	1	0	0	0	0	0	0	17
8:15	1	2	1	7	1	0	0	0	0	0	0	0	0	12
8:30	0	4	6	0	0	1	0	0	0	0	0	0	0	11
8:45	0	0	3	4	0	0	0	0	0	0	0	0	0	7
9:00	0	0	2	6	1	0	0	0	0	0	0	0	0	9
9:15	2	0	1	1	0	1	0	0	0	0	0	0	0	5
9:30	4	1	2	3	2	0	0	0	0	0	0	0	0	12
9:45	0	1	3	3	0	1	0	0	0	0	0	0	0	8
10:00	0	2	4	3	0	0	0	0	0	0	0	0	0	9
10:15	0	1	2	0	1	0	0	0	0	0	0	0	0	4
10:30	1	2	4	2	1	0	0	0	0	0	0	0	0	10
10:45	4	2	3	3	2	0	0	0	0	0	0	0	0	14
11:00	0	0	6	1	1	0	0	0	0	0	0	0	0	8
11:15	2	1	3	2	4	0	0	0	0	0	0	0	0	12
11:30	0	2	4	6	0	0	0	0	0	0	0	0	0	12
11:45	0	0	1	4	0	0	0	0	0	0	0	0	0	5
12:00 PM	0	2	5	2	2	0	0	0	0	0	0	0	0	11
12:15	0	2	3	3	4	0	0	0	0	0	0	0	0	12
12:30	0	2	2	1	0	1	0	0	0	0	0	0	0	6
12:45	1	2	3	5	0	0	0	0	0	0	0	0	0	11
13:00	1	1	4	3	1	0	0	0	0	0	0	0	0	10
13:15	0	0	4	4	1	0	0	0	0	0	0	0	0	9
13:30	0	1	1	0	2	0	0	0	0	0	0	0	0	4
13:45	2	3	2	0	1	0	0	0	0	0	0	0	0	8
14:00	2	3	4	2	1	0	0	0	0	0	0	0	0	12
14:15	0	2	2	3	4	0	0	0	0	0	0	0	0	11
14:30	1	3	4	5	2	0	0	0	0	0	0	0	0	15
14:45	1	1	2	1	4	1	0	0	0	0	0	0	0	10
15:00	1	1	5	13	1	1	0	0	0	0	0	0	0	22
15:15	1	0	7	5	1	0	0	0	0	0	0	0	0	14
15:30	2	3	1	6	2	0	0	0	0	0	0	0	0	14
15:45	0	0	3	4	2	0	0	0	0	0	0	0	0	9
16:00	3	4	3	0	0	0	1	0	0	0	0	0	0	11
16:15	0	1	3	2	1	0	0	0	0	0	0	0	0	7
16:30	0	0	2	4	2	0	0	0	0	0	0	0	0	8
16:45	1	1	3	3	3	0	0	0	0	0	0	0	0	11
17:00	1	0	3	6	0	1	0	0	0	0	0	0	0	11
17:15	0	1	3	1	0	1	0	0	0	0	0	0	0	6
17:30	1	1	4	3	1	0	0	0	0	0	0	0	0	10
17:45	0	0	3	4	1	0	0	0	0	0	0	0	0	8
18:00	1	1	3	3	3	0	0	0	0	0	0	0	0	11
18:15	1	0	3	4	0	0	0	0	0	0	0	0	0	8
18:30	0	3	3	1	0	0	0	0	0	0	0	0	0	7
18:45	1	0	1	4	1	0	0	0	0	0	0	0	0	7
19:00	0	0	0	1	0	0	0	0	0	0	0	0	0	1
19:15	1	0	1	3	1	0	0	0	0	0	0	0	0	6
19:30	0	0	1	1	1	0	0	0	0	0	0	0	0	3
19:45	0	0	2	3	1	1	0	0	0	0	0	0	0	7
20:00	0	1	2	2	0	0	1	0	0	0	0	0	0	6
20:15	0	1	3	2	1	0	0	0	0	0	0	0	0	7
20:30	0	2	1	1	2	0	0	0	0	0	0	0	0	6
20:45	0	1	1	0	0	0	0	0	0	0	0	0	0	2
21:00	0	0	1	1	0	0	0	0	0	0	0	0	0	2
21:15	0	1	1	2	0	0	0	0	0	0	0	0	0	4
21:30	0	0	0	0	0	0	0	0	0	0	0	0	0	0
21:45	0	0	1	0	0	0	0	0	0	0	0	0	0	1
22:00	0	0	1	0	0	0	0	0	0	0	0	0	0	1
22:15	0	0	1	2	0	0	0	0	0	0	0	0	0	3
22:30	0	0	0	0	0	0	1	0	0	0	0	0	0	1
22:45	0	0	0	1	0	0	0	0	0	0	0	0	0	1
23:00	0	1	1	1	1	0	0	0	0	0	0	0	0	4
23:15	0	0	0	0	0	0	0	0	0	0	0	0	0	0
23:30	0	0	0	0	0	0	0	0	0	0	0	0	0	0
23:45	0	0	0	1	0	0	0	0	0	0	0	0	0	1
Totals	**43**	**73**	**177**	**182**	**72**	**9**	**4**							**560**
% of Totals	8%	13%	32%	33%	13%	2%	1%							100%

AM Volumes	21	28	74	68	25	3	1	0	0	0	0	0	0	221
% AM	4%	5%	13%	12%	4%	1%	0%							39%
AM Peak Hour	10:30	7:45	7:30	7:30	7:30	8:30	7:15							7:30
Volume	7	11	19	23	10	2	1							65
PM Volumes	22	45	103	113	47	6	3	0	0	0	0	0	0	339
% PM	4%	8%	18%	20%	8%	1%	1%							61%
PM Peak Hour	15:15	13:45	14:30	15:00	14:00	14:15	15:15							14:30
Volume	6	11	18	28	11	2	1							61

Directional Peak Periods	AM 7-9			NOON 12-2			PM 4-6			Off Peak Volumes		
All Classes	Volume	⟷	%	Volume	⟷	%	Volume	⟷	%	Volume	⟷	%
	91		16%	71		13%	72		13%	326		58%

Street Name	Direction	Percentiles					
		15th	50th	Average	85th	95th	ADT
S Glenwood Pl	Summary	18	25	24	30	34	560

Prepared by National Data & Surveying Services

SPEED

S Glenwood Pl Bet. W Verdugo Ave & W Oak St

Day: Wednesday
Date: 1/19/2022

City: Burbank
Project #: CA22_020022_031n

North Bound

Time	< 15	15 - 19	20 - 24	25 - 29	30 - 34	35 - 39	40 - 44	45 - 49	50 - 54	55 - 59	60 - 64	65 - 69	70 +	Total
0:00 AM	0	0	1	0	0	0	0	0	0	0	0	0	0	1
1:00	0	0	0	0	0	0	0	0	0	0	0	0	0	0
2:00	0	0	1	0	0	0	0	0	0	0	0	0	0	1
3:00	0	0	0	0	0	0	0	0	0	0	0	0	0	0
4:00	0	0	0	0	1	0	0	0	0	0	0	0	0	1
5:00	1	1	1	0	0	0	0	0	0	0	0	0	0	3
6:00	1	0	2	0	0	0	0	0	0	0	0	0	0	3
7:00	1	4	8	9	1	0	0	0	0	0	0	0	0	23
8:00	2	4	9	4	2	0	0	0	0	0	0	0	0	21
9:00	4	1	3	2	2	0	0	0	0	0	0	0	0	12
10:00	4	3	8	5	1	0	0	0	0	0	0	0	0	21
11:00	0	2	9	7	2	0	0	0	0	0	0	0	0	20
12:00 PM	0	6	9	8	5	0	0	0	0	0	0	0	0	28
13:00	1	2	5	4	2	0	0	0	0	0	0	0	0	14
14:00	1	5	7	4	6	0	0	0	0	0	0	0	0	23
15:00	4	3	9	17	5	1	0	0	0	0	0	0	0	39
16:00	2	2	6	4	3	0	0	0	0	0	0	0	0	17
17:00	1	1	5	10	1	2	0	0	0	0	0	0	0	20
18:00	1	3	7	10	1	0	0	0	0	0	0	0	0	22
19:00	0	0	0	5	1	0	0	0	0	0	0	0	0	6
20:00	0	3	5	4	1	0	1	0	0	0	0	0	0	14
21:00	0	0	2	1	0	0	0	0	0	0	0	0	0	3
22:00	0	0	0	1	0	0	1	0	0	0	0	0	0	2
23:00	0	0	1	2	1	0	0	0	0	0	0	0	0	4
Totals	23	40	98	97	35	3	2							298
% of Totals	8%	13%	33%	33%	12%	1%	1%							100%

AM Volumes	13	15	42	27	9	0	0	0	0	0	0	0	0	106
% AM	4%	5%	14%	9%	3%									36%
AM Peak Hour	9:00	7:00	8:00	7:00	8:00									7:00
Volume	4	4	9	9	2									23
PM Volumes	10	25	56	70	26	3	2	0	0	0	0	0	0	192
% PM	3%	8%	19%	23%	9%	1%	1%							64%
PM Peak Hour	15:00	12:00	12:00	15:00	14:00	17:00	20:00							15:00
Volume	4	6	9	17	6	2	1							39

Directional Peak Periods	AM 7-9			NOON 12-2			PM 4-6			Off Peak Volumes		
All Speeds	Volume		%	Volume		%	Volume		%	Volume		%
	44	↔	15%	42	↔	14%	37	↔	12%	175	↔	59%

Street Name	Direction	Percentiles					
		15th	50th	Average	85th	95th	ADT
S Glenwood Pl	North Bound	18	24	24	30	34	298
S Glenwood Pl	South Bound	18	25	24	31	34	262

Prepared by National Data & Surveying Services

SPEED

S Glenwood Pl Bet. W Verdugo Ave & W Oak St

Day: Wednesday
Date: 1/19/2022

City: Burbank
Project #: CA22_020022_031s

South Bound

Time	< 15	15 - 19	20 - 24	25 - 29	30 - 34	35 - 39	40 - 44	45 - 49	50 - 54	55 - 59	60 - 64	65 - 69	70 +	Total
0:00 AM	0	0	0	0	0	0	0	0	0	0	0	0	0	0
1:00	0	0	0	0	0	0	0	0	0	0	0	0	0	0
2:00	0	0	0	1	0	0	0	0	0	0	0	0	0	1
3:00	0	0	0	0	0	0	0	0	0	0	0	0	0	0
4:00	0	1	0	0	0	0	0	0	0	0	0	0	0	1
5:00	1	0	1	2	0	0	0	0	0	0	0	0	0	4
6:00	1	1	1	3	1	0	0	0	0	0	0	0	0	7
7:00	1	2	8	6	4	0	0	0	0	0	0	0	0	21
8:00	0	3	7	10	4	1	1	0	0	0	0	0	0	26
9:00	2	1	5	11	1	2	0	0	0	0	0	0	0	22
10:00	1	4	5	3	3	0	0	0	0	0	0	0	0	16
11:00	2	1	5	6	3	0	0	0	0	0	0	0	0	17
12:00 PM	1	2	4	3	1	1	0	0	0	0	0	0	0	12
13:00	2	3	6	3	3	0	0	0	0	0	0	0	0	17
14:00	3	4	5	7	5	1	0	0	0	0	0	0	0	25
15:00	0	1	7	11	1	0	0	0	0	0	0	0	0	20
16:00	2	4	5	5	3	0	1	0	0	0	0	0	0	20
17:00	1	1	8	4	1	0	0	0	0	0	0	0	0	15
18:00	2	1	3	2	3	0	0	0	0	0	0	0	0	11
19:00	1	0	4	3	2	1	0	0	0	0	0	0	0	11
20:00	0	2	2	1	2	0	0	0	0	0	0	0	0	7
21:00	0	1	1	2	0	0	0	0	0	0	0	0	0	4
22:00	0	0	2	2	0	0	0	0	0	0	0	0	0	4
23:00	0	1	0	0	0	0	0	0	0	0	0	0	0	1
Totals	20	33	79	85	37	6	2							262
% of Totals	8%	13%	30%	32%	14%	2%	1%							100%

AM Volumes	8	13	32	42	16	3	1	0	0	0	0	0	0	115
% AM	3%	5%	12%	16%	6%	1%	0%							44%
AM Peak Hour	9:00	10:00	7:00	9:00	7:00	9:00	8:00							8:00
Volume	2	4	8	11	4	2	1							26
PM Volumes	12	20	47	43	21	3	1	0	0	0	0	0	0	147
% PM	5%	8%	18%	16%	8%	1%	0%							56%
PM Peak Hour	14:00	14:00	17:00	15:00	14:00	12:00	16:00							14:00
Volume	3	4	8	11	5	1	1							25

Directional Peak Periods	AM 7-9			NOON 12-2			PM 4-6			Off Peak Volumes		
All Speeds	Volume		%	Volume		%	Volume		%	Volume		%
	47	↔	18%	29	↔	11%	35	↔	13%	151	↔	58%

Street Name	Direction	Percentiles					
		15th	50th	Average	85th	95th	ADT
S Glenwood Pl	North Bound	18	24	24	30	34	298
S Glenwood Pl	South Bound	18	25	24	31	34	262

Prepared by National Data & Surveying Services

SPEED

S Glenwood Pl Bet. W Verdugo Ave & W Oak St

Day: Wednesday
Date: 1/19/2022

City: Burbank
Project #: CA22_020022_031

Summary

Time	< 15	15 - 19	20 - 24	25 - 29	30 - 34	35 - 39	40 - 44	45 - 49	50 - 54	55 - 59	60 - 64	65 - 69	70 +	Total
0:00 AM	0	0	1	0	0	0	0	0	0	0	0	0	0	1
1:00	0	0	0	0	0	0	0	0	0	0	0	0	0	0
2:00	0	0	1	1	0	0	0	0	0	0	0	0	0	2
3:00	0	0	0	0	0	0	0	0	0	0	0	0	0	0
4:00	0	1	0	0	1	0	0	0	0	0	0	0	0	2
5:00	2	1	2	2	0	0	0	0	0	0	0	0	0	7
6:00	2	1	3	3	1	0	0	0	0	0	0	0	0	10
7:00	2	6	16	15	5	0	0	0	0	0	0	0	0	44
8:00	2	7	16	14	6	1	1	0	0	0	0	0	0	47
9:00	6	2	8	13	3	2	0	0	0	0	0	0	0	34
10:00	5	7	13	8	4	0	0	0	0	0	0	0	0	37
11:00	2	3	14	13	5	0	0	0	0	0	0	0	0	37
12:00 PM	1	8	13	11	6	1	0	0	0	0	0	0	0	40
13:00	3	5	11	7	5	0	0	0	0	0	0	0	0	31
14:00	4	9	12	11	11	1	0	0	0	0	0	0	0	48
15:00	4	4	16	28	6	1	0	0	0	0	0	0	0	59
16:00	4	6	11	9	6	0	1	0	0	0	0	0	0	37
17:00	2	2	13	14	2	2	0	0	0	0	0	0	0	35
18:00	3	4	10	12	4	0	0	0	0	0	0	0	0	33
19:00	1	0	4	8	3	1	0	0	0	0	0	0	0	17
20:00	0	5	7	5	3	0	1	0	0	0	0	0	0	21
21:00	0	1	3	3	0	0	0	0	0	0	0	0	0	7
22:00	0	0	2	3	0	0	1	0	0	0	0	0	0	6
23:00	0	1	1	2	1	0	0	0	0	0	0	0	0	5
Totals	43	73	177	182	72	9	4							560
% of Totals	8%	13%	32%	33%	13%	2%	1%							100%

AM Volumes	21	28	74	69	25	3	1	0	0	0	0	0	0	221
% AM	4%	5%	13%	12%	4%	1%	0%							39%
AM Peak Hour	9:00	8:00	7:00	7:00	8:00	9:00	8:00							8:00
Volume	6	7	16	15	6	2	1							47
PM Volumes	22	45	103	113	47	6	3	0	0	0	0	0	0	339
% PM	4%	8%	18%	20%	8%	1%	1%							61%
PM Peak Hour	14:00	14:00	15:00	15:00	14:00	17:00	16:00							15:00
Volume	4	9	16	28	11	2	1							59

Directional Peak Periods	AM 7-9			NOON 12-2			PM 4-6			Off Peak Volumes		
All Speeds	Volume		%	Volume		%	Volume		%	Volume		%
	91	↔	16%	71	↔	13%	72	↔	13%	326	↔	58%

Street Name	Direction	Percentiles					
		15th	50th	Average	85th	95th	ADT
S Glenwood Pl	Summary	18	25	24	30	34	560

Prepared by NDS/ATD

Prepared by National Data & Surveying Services

VOLUME

S Glenwood Pl Bet. W Verdugo Ave & W Oak St

Day: Wednesday
Date: 1/19/2022

City: Burbank
Project #: CA22_020022_031

DAILY TOTALS	NB	SB	EB	WB	Total
	298	262	0	0	560

AM Period	NB		SB		EB	WB	TOTAL		PM Period	NB		SB		EB	WB	TOTAL	
0:00	0		0		0	0			12:00	8		3		0	0	11	
0:15	0		0		0	0			12:15	6		6		0	0	12	
0:30	0		0		0	0			12:30	5		1		0	0	6	
0:45	1	1	0		0	0	1	1	12:45	9	28	2	12	0	0	11	40
1:00	0		0		0	0			13:00	5		5		0	0	10	
1:15	0		0		0	0			13:15	7		2		0	0	9	
1:30	0		0		0	0			13:30	0		4		0	0	4	
1:45	0		0		0	0			13:45	2	14	6	17	0	0	8	31
2:00	0		0		0	0			14:00	5		7		0	0	12	
2:15	0		0		0	0			14:15	4		7		0	0	11	
2:30	1		1		0	0	2		14:30	10		5		0	0	15	
2:45	0	1	0	1	0	0		2	14:45	4	23	6	25	0	0	10	48
3:00	0		0		0	0			15:00	13		9		0	0	22	
3:15	0		0		0	0			15:15	9		5		0	0	14	
3:30	0		0		0	0			15:30	10		4		0	0	14	
3:45	0		0		0	0			15:45	7	39	2	20	0	0	9	59
4:00	1		1		0	0	2		16:00	4		7		0	0	11	
4:15	0		0		0	0			16:15	3		4		0	0	7	
4:30	0		0		0	0			16:30	4		4		0	0	8	
4:45	0	1	0	1	0	0		2	16:45	6	17	5	20	0	0	11	37
5:00	0		1		0	0	1		17:00	7		4		0	0	11	
5:15	2		2		0	0	4		17:15	3		3		0	0	6	
5:30	0		1		0	0	1		17:30	4		6		0	0	10	
5:45	1	3	0	4	0	0	1	7	17:45	6	20	2	15	0	0	8	35
6:00	0		2		0	0	2		18:00	6		5		0	0	11	
6:15	0		2		0	0	2		18:15	6		2		0	0	8	
6:30	0		1		0	0	1		18:30	5		2		0	0	7	
6:45	3	3	2	7	0	0	5	10	18:45	5	22	2	11	0	0	7	33
7:00	3		3		0	0	6		19:00	0		1		0	0	1	
7:15	2		0		0	0	2		19:15	3		3		0	0	6	
7:30	4		9		0	0	13		19:30	1		2		0	0	3	
7:45	14	23	9	21	0	0	23	44	19:45	2	6	5	11	0	0	7	17
8:00	8		9		0	0	17		20:00	5		1		0	0	6	
8:15	5		7		0	0	12		20:15	4		3		0	0	7	
8:30	8		3		0	0	11		20:30	4		2		0	0	6	
8:45	0	21	7	26	0	0	7	47	20:45	1	14	1	7	0	0	2	21
9:00	2		7		0	0	9		21:00	1		1		0	0	2	
9:15	1		4		0	0	5		21:15	1		3		0	0	4	
9:30	6		6		0	0	12		21:30	0		0		0	0		
9:45	3	12	5	22	0	0	8	34	21:45	1	3	0	4	0	0	1	7
10:00	5		4		0	0	9		22:00	0		1		0	0	1	
10:15	3		1		0	0	4		22:15	1		2		0	0	3	
10:30	6		4		0	0	10		22:30	1		0		0	0	1	
10:45	7	21	7	16	0	0	14	37	22:45	0	2	1	4	0	0	1	6
11:00	4		4		0	0	8		23:00	3		1		0	0	4	
11:15	3		9		0	0	12		23:15	0		0		0	0		
11:30	10		2		0	0	12		23:30	0		0		0	0		
11:45	3	20	2	17	0	0	5	37	23:45	1	4	0	1	0	0	1	5
TOTALS		106		115				221	TOTALS		192		147				339
SPLIT %		48.0%		52.0%				39.5%	SPLIT %		56.6%		43.4%				60.5%

DAILY TOTALS	NB	SB	EB	WB	Total
	298	262	0	0	560

AM Peak Hour	7:45	7:30			7:30	PM Peak Hour	15:00	14:15			14:30
AM Pk Volume	35	34			65	PM Pk Volume	39	27			61
Pk Hr Factor	0.625	0.944			0.707	Pk Hr Factor	0.750	0.750			0.693
7 - 9 Volume	44	47	0	0	91	4 - 6 Volume	37	35	0	0	72
7 - 9 Peak Hour	7:45	7:30			7:30	4 - 6 Peak Hour	16:15	16:00			16:45
7 - 9 Pk Volume	35	34	0	0	65	4 - 6 Pk Volume	20	20	0	0	38
Pk Hr Factor	0.625	0.944	0.000	0.000	0.707	Pk Hr Factor	0.714	0.714	0.000	0.000	0.864

Prepared by NDS/ATD

Project #: CA22_020022_031 **City:** Burbank

Location: S Glenwood Pl Bet. W Verdugo Ave & W Oak **Date:** 1/19/2022

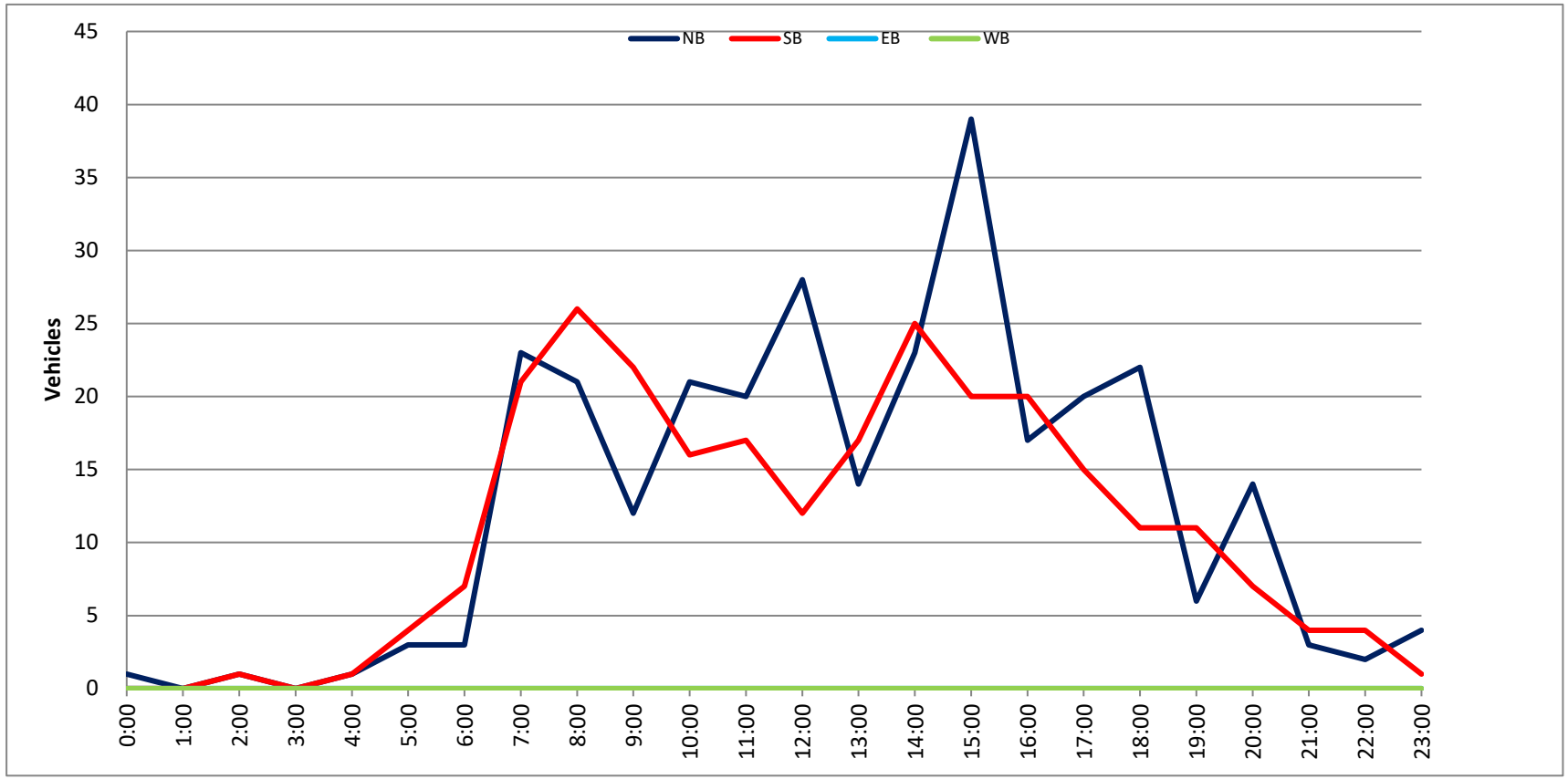

Prepared by National Data & Surveying Services

SPEED

S Glenwood Pl Bet. W Verdugo Ave & W Oak St

Day: Thursday
Date: 1/20/2022

City: Burbank
Project #: CA22_020022_031n

North Bound

Time	< 15	15 - 19	20 - 24	25 - 29	30 - 34	35 - 39	40 - 44	45 - 49	50 - 54	55 - 59	60 - 64	65 - 69	70 +	Total
0:00 AM	0	0	0	0	0	0	0	0	0	0	0	0	0	0
0:15	0	0	0	0	0	0	0	0	0	0	0	0	0	0
0:30	0	0	0	0	0	0	0	0	0	0	0	0	0	0
0:45	0	0	0	0	0	0	0	0	0	0	0	0	0	0
1:00	0	0	0	0	0	0	0	0	0	0	0	0	0	0
1:15	0	0	0	0	0	0	0	0	0	0	0	0	0	0
1:30	0	0	0	0	0	0	0	0	0	0	0	0	0	0
1:45	0	0	0	1	0	0	0	0	0	0	0	0	0	1
2:00	0	0	0	0	0	0	0	0	0	0	0	0	0	0
2:15	0	0	0	0	0	0	0	0	0	0	0	0	0	0
2:30	0	0	0	0	0	0	0	0	0	0	0	0	0	0
2:45	0	0	0	0	0	0	0	0	0	0	0	0	0	0
3:00	0	0	0	0	0	0	0	0	0	0	0	0	0	0
3:15	0	0	0	0	0	0	0	0	0	0	0	0	0	0
3:30	0	0	1	0	0	0	0	0	0	0	0	0	0	1
3:45	0	0	0	0	0	0	0	0	0	0	0	0	0	0
4:00	0	0	0	0	0	0	0	0	0	0	0	0	0	0
4:15	0	0	1	0	0	0	0	0	0	0	0	0	0	1
4:30	0	0	0	0	0	0	0	0	0	0	0	0	0	0
4:45	0	0	0	0	0	0	0	0	0	0	0	0	0	0
5:00	0	0	0	0	0	0	0	0	0	0	0	0	0	0
5:15	1	0	0	0	0	0	0	0	0	0	0	0	0	1
5:30	0	2	0	0	0	0	0	0	0	0	0	0	0	2
5:45	0	0	0	1	0	0	0	0	0	0	0	0	0	1
6:00	0	2	0	0	0	0	0	0	0	0	0	0	0	2
6:15	0	0	0	0	0	0	0	0	0	0	0	0	0	0
6:30	0	0	1	0	0	0	0	0	0	0	0	0	0	1
6:45	0	1	0	0	1	0	0	0	0	0	0	0	0	2
7:00	1	0	0	0	1	0	0	0	0	0	0	0	0	2
7:15	0	0	1	2	1	0	0	0	0	0	0	0	0	4
7:30	0	2	3	4	0	0	0	0	0	0	0	0	0	9
7:45	1	2	6	4	2	0	0	0	0	0	0	0	0	15
8:00	1	0	1	0	2	0	0	0	0	0	0	0	0	4
8:15	0	0	1	0	1	0	0	0	0	0	0	0	0	2
8:30	0	0	3	0	0	0	0	0	0	0	0	0	0	3
8:45	1	0	1	0	1	0	0	0	0	0	0	0	0	3
9:00	0	0	0	0	0	0	0	0	0	0	0	0	0	0
9:15	0	0	1	0	0	0	0	0	0	0	0	0	0	1
9:30	1	0	4	4	0	0	0	0	0	0	0	0	0	9
9:45	1	0	0	1	0	0	0	0	0	0	0	0	0	2
10:00	1	0	1	1	0	0	0	0	0	0	0	0	0	3
10:15	0	1	3	0	0	0	0	0	0	0	0	0	0	4
10:30	1	4	1	1	0	0	0	0	0	0	0	0	0	7
10:45	0	0	1	1	0	0	0	0	0	0	0	0	0	2
11:00	0	0	2	3	1	0	0	0	0	0	0	0	0	6
11:15	1	0	1	2	1	0	0	0	0	0	0	0	0	5
11:30	0	0	0	2	2	0	0	0	0	0	0	0	0	4
11:45	1	0	0	0	1	0	0	0	0	0	0	0	0	2
12:00 PM	0	0	0	0	0	1	0	0	0	0	0	0	0	1
12:15	0	1	1	1	3	0	0	0	0	0	0	0	0	6
12:30	0	3	2	1	0	1	0	0	0	0	0	0	0	7
12:45	1	0	0	0	0	0	0	0	0	0	0	0	0	1
13:00	0	0	3	2	0	0	0	0	0	0	0	0	0	5
13:15	0	1	2	1	0	0	0	0	0	0	0	0	0	4
13:30	0	0	1	2	0	0	0	0	0	0	0	0	0	3
13:45	0	0	2	3	0	0	0	0	0	0	0	0	0	5
14:00	1	0	2	0	0	0	0	0	0	0	0	0	0	3
14:15	0	1	3	4	0	0	0	0	0	0	0	0	0	8
14:30	0	1	4	1	4	1	0	0	0	0	0	0	0	11
14:45	0	1	5	1	1	1	0	0	0	0	0	0	0	9
15:00	0	0	5	3	1	1	0	0	0	0	0	0	0	10
15:15	2	1	3	3	0	0	0	0	0	0	0	0	0	9
15:30	1	1	5	2	1	0	0	0	0	0	0	0	0	10
15:45	0	2	1	0	1	0	0	0	0	0	0	0	0	4
16:00	0	1	2	1	2	0	0	0	0	0	0	0	0	6
16:15	0	0	1	2	2	1	0	0	0	0	0	0	0	6
16:30	0	1	2	1	0	0	0	0	0	0	0	0	0	4
16:45	2	0	3	1	0	0	0	0	0	0	0	0	0	6
17:00	1	0	3	3	2	1	0	0	0	0	0	0	0	10
17:15	0	0	1	1	2	0	0	0	0	0	0	0	0	4
17:30	3	1	2	0	1	0	0	0	0	0	0	0	0	7
17:45	1	1	2	5	0	0	0	0	0	0	0	0	0	9
18:00	1	2	2	2	0	0	0	0	0	0	0	0	0	7
18:15	0	1	1	3	1	0	0	0	0	0	0	0	0	6
18:30	0	0	2	1	0	0	0	0	0	0	0	0	0	3
18:45	0	0	0	1	0	1	0	0	0	0	0	0	0	2
19:00	1	0	1	0	1	0	0	0	0	0	0	0	0	3
19:15	1	1	0	0	1	0	0	0	0	0	0	0	0	3
19:30	0	0	1	2	0	0	0	0	0	0	0	0	0	3
19:45	0	0	0	0	0	0	0	0	0	0	0	0	0	0
20:00	0	0	0	0	0	0	0	0	0	0	0	0	0	0
20:15	0	0	0	1	0	0	0	0	0	0	0	0	0	1
20:30	0	0	1	0	1	0	0	0	0	0	0	0	0	2
20:45	0	0	0	1	2	0	0	0	0	0	0	0	0	3
21:00	0	0	0	0	0	0	0	0	0	0	0	0	0	0
21:15	0	1	0	2	0	0	0	0	0	0	0	0	0	3
21:30	1	0	2	0	0	0	0	0	0	0	0	0	0	3
21:45	0	0	0	0	0	0	0	0	0	0	0	0	0	0
22:00	0	1	0	0	1	0	0	0	0	0	0	0	0	2
22:15	0	0	1	1	0	0	0	0	0	0	0	0	0	2
22:30	0	0	0	0	0	1	0	0	0	0	0	0	0	1
22:45	0	0	0	0	0	0	0	0	0	0	0	0	0	0
23:00	0	0	1	0	1	1	0	0	0	0	0	0	0	3
23:15	0	0	0	0	0	0	0	0	0	0	0	0	0	0
23:30	0	0	0	0	0	0	0	0	0	0	0	0	0	0
23:45	0	1	0	0	0	0	0	0	0	0	0	0	0	1
Totals	27	37	100	79	42	10								295
% of Totals	9%	13%	34%	27%	14%	3%								100%

AM Volumes	11	14	33	27	14	0	0	0	0	0	0	0	0	99
% AM	4%	5%	11%	9%	5%									34%
AM Peak Hour	9:15	9:45	7:15	7:00	11:30	11:45								7:15
Volume	3	5	11	10	6	2								32
PM Volumes	16	23	67	52	28	10	0	0	0	0	0	0	0	196
% PM	5%	8%	23%	18%	9%	3%								66%
PM Peak Hour	16:45	15:15	14:45	17:45	14:15	14:15								14:30
Volume	6	5	18	11	6	3								39

Directional Peak Periods	AM 7-9			NOON 12-2			PM 4-6			Off Peak Volumes		
All Classes	Volume	⟷	%	Volume	⟷	%	Volume	⟷	%	Volume	⟷	%
	42	⟷	14%	32	⟷	11%	52	⟷	18%	169	⟷	57%

Street Name	Direction	Percentiles					
		15th	50th	Average	85th	95th	ADT
S Glenwood Pl	North Bound	17	24	24	31	34	295
S Glenwood Pl	South Bound	18	25	24	30	34	249

Prepared by National Data & Surveying Services

SPEED

S Glenwood Pl Bet. W Verdugo Ave & W Oak St

Day: Thursday
Date: 1/20/2022

City: Burbank
Project #: CA22_020022_031s

South Bound

Time	< 15	15 - 19	20 - 24	25 - 29	30 - 34	35 - 39	40 - 44	45 - 49	50 - 54	55 - 59	60 - 64	65 - 69	70 +	Total
0:00 AM	0	0	0	0	0	0	0	0	0	0	0	0	0	0
0:15	0	0	0	1	0	0	0	0	0	0	0	0	0	1
0:30	0	0	0	0	0	0	0	0	0	0	0	0	0	0
0:45	0	0	0	0	0	0	0	0	0	0	0	0	0	0
1:00	0	0	0	0	0	0	0	0	0	0	0	0	0	0
1:15	0	0	0	0	0	0	0	0	0	0	0	0	0	0
1:30	0	0	0	0	0	0	0	0	0	0	0	0	0	0
1:45	0	0	0	0	0	0	0	0	0	0	0	0	0	0
2:00	0	0	0	0	0	0	0	0	0	0	0	0	0	0
2:15	0	0	0	1	0	0	0	0	0	0	0	0	0	1
2:30	0	0	0	0	0	0	0	0	0	0	0	0	0	0
2:45	0	0	0	0	0	0	0	0	0	0	0	0	0	0
3:00	0	0	0	0	0	0	0	0	0	0	0	0	0	0
3:15	0	0	0	0	0	0	0	0	0	0	0	0	0	0
3:30	0	0	0	0	0	0	0	0	0	0	0	0	0	0
3:45	0	0	0	0	0	0	0	0	0	0	0	0	0	0
4:00	0	0	0	0	0	0	0	0	0	0	0	0	0	0
4:15	0	0	0	0	0	0	0	0	0	0	0	0	0	0
4:30	0	0	0	0	0	0	0	0	0	0	0	0	0	0
4:45	0	1	0	0	0	0	0	0	0	0	0	0	0	1
5:00	0	0	1	0	0	0	0	0	0	0	0	0	0	1
5:15	0	0	0	0	0	0	0	0	0	0	0	0	0	0
5:30	0	0	0	1	0	0	0	0	0	0	0	0	0	1
5:45	1	0	0	1	0	0	0	0	0	0	0	0	0	2
6:00	0	0	2	0	0	0	0	0	0	0	0	0	0	2
6:15	0	0	1	0	0	0	0	0	0	0	0	0	0	1
6:30	0	0	0	0	1	0	0	0	0	0	0	0	0	1
6:45	0	1	0	2	1	0	0	0	0	0	0	0	0	4
7:00	1	0	3	0	0	0	0	0	0	0	0	0	0	4
7:15	0	0	3	1	0	0	0	0	0	0	0	0	0	4
7:30	0	0	0	1	2	0	0	0	0	0	0	0	0	3
7:45	2	2	4	4	0	0	0	0	0	0	0	0	0	12
8:00	0	1	2	4	2	0	0	0	0	0	0	0	0	9
8:15	0	0	0	2	3	0	0	0	0	0	0	0	0	5
8:30	0	0	1	1	2	0	0	0	0	0	0	0	0	4
8:45	1	0	0	0	0	0	0	0	0	0	0	0	0	1
9:00	0	0	3	3	3	0	0	0	0	0	0	0	0	9
9:15	0	1	0	0	0	1	0	0	0	0	0	0	0	2
9:30	2	0	0	1	0	0	0	0	0	0	0	0	0	3
9:45	0	1	2	1	0	0	0	0	0	0	0	0	0	4
10:00	0	2	1	1	0	0	0	0	0	0	0	0	0	4
10:15	0	0	0	1	1	0	0	0	0	0	0	0	0	2
10:30	1	1	0	0	0	0	0	0	0	0	0	0	0	2
10:45	1	0	1	0	0	0	0	0	0	0	0	0	0	2
11:00	1	0	1	2	0	0	0	0	0	0	0	0	0	4
11:15	0	3	2	1	0	0	0	0	0	0	0	0	0	6
11:30	1	0	0	2	0	0	0	0	0	0	0	0	0	3
11:45	0	1	0	4	0	0	0	0	0	0	0	0	0	5
12:00 PM	0	0	1	0	0	0	0	0	0	0	0	0	0	1
12:15	1	0	2	2	0	1	0	0	0	0	0	0	0	6
12:30	0	0	0	2	2	0	0	0	0	0	0	0	0	4
12:45	0	0	1	2	0	0	0	0	0	0	0	0	0	3
13:00	0	0	0	0	0	0	0	0	0	0	0	0	0	0
13:15	1	0	1	1	0	0	0	0	0	0	0	0	0	3
13:30	0	0	1	1	0	0	0	0	0	0	0	0	0	2
13:45	0	0	0	0	1	0	0	0	0	0	0	0	0	1
14:00	0	0	0	2	0	0	0	0	0	0	0	0	0	2
14:15	1	2	2	2	1	0	0	0	0	0	0	0	0	8
14:30	0	1	0	2	1	0	0	0	0	0	0	0	0	4
14:45	0	0	0	7	2	0	0	0	0	0	0	0	0	9
15:00	0	1	2	1	2	0	0	0	0	0	0	0	0	6
15:15	1	3	0	1	1	0	0	0	0	0	0	0	0	6
15:30	0	0	3	1	1	0	0	0	0	0	0	0	0	5
15:45	1	1	2	2	0	0	0	0	0	0	0	0	0	6
16:00	0	0	2	0	0	0	0	0	0	0	0	0	0	2
16:15	1	1	1	2	1	0	0	0	0	0	0	0	0	6
16:30	0	0	1	1	0	0	0	0	0	0	0	0	0	2
16:45	0	1	1	2	0	0	0	0	0	0	0	0	0	4
17:00	0	0	3	2	1	0	0	0	0	0	0	0	0	6
17:15	0	0	0	0	0	0	0	0	0	0	0	0	0	0
17:30	1	0	2	5	0	0	0	0	0	0	0	0	0	8
17:45	1	0	1	2	1	0	0	0	0	0	0	0	0	5
18:00	1	1	1	1	0	0	0	0	0	0	0	0	0	4
18:15	0	1	2	1	0	0	0	0	0	0	0	0	0	4
18:30	0	0	3	0	0	1	0	0	0	0	0	0	0	4
18:45	0	0	1	1	1	0	0	0	0	0	0	0	0	3
19:00	0	0	1	1	0	0	0	0	0	0	0	0	0	2
19:15	0	0	1	0	0	0	0	0	0	0	0	0	0	1
19:30	0	0	1	1	1	0	0	0	0	0	0	0	0	3
19:45	1	0	0	1	1	0	0	0	0	0	0	0	0	3
20:00	0	0	1	0	1	0	0	0	0	0	0	0	0	2
20:15	0	0	0	1	0	0	0	0	0	0	0	0	0	1
20:30	1	0	1	0	0	0	0	0	0	0	0	0	0	2
20:45	0	0	2	3	0	0	0	0	0	0	0	0	0	5
21:00	1	0	2	0	0	0	0	0	0	0	0	0	0	3
21:15	0	0	0	2	1	0	0	0	0	0	0	0	0	3
21:30	0	0	0	0	0	0	0	0	0	0	0	0	0	0
21:45	0	0	0	0	0	0	0	0	0	0	0	0	0	0
22:00	0	0	0	0	0	0	0	0	0	0	0	0	0	0
22:15	0	0	0	1	1	0	0	0	0	0	0	0	0	2
22:30	0	0	1	0	1	0	0	0	0	0	0	0	0	2
22:45	0	0	1	0	0	0	0	0	0	0	0	0	0	1
23:00	0	0	0	0	0	0	0	0	0	0	0	0	0	0
23:15	0	0	0	0	0	0	0	0	0	0	0	0	0	0
23:30	0	0	0	1	0	0	0	0	0	0	0	0	0	1
23:45	0	0	0	1	0	0	0	0	0	0	0	0	0	1
Totals	23	26	71	90	36	3								249
% of Totals	9%	10%	29%	36%	14%	1%								100%

AM Volumes	11	14	27	35	15	1	0	0	0	0	0	0	0	103
% AM	4%	6%	11%	14%	6%	0%								41%
AM Peak Hour	7:00	9:15	7:00	7:30	8:15	8:30								7:45
Volume	3	4	10	11	8	1								30
PM Volumes	12	12	44	55	21	2	0	0	0	0	0	0	0	146
% PM	5%	5%	18%	22%	8%	1%								59%
PM Peak Hour	17:15	14:30	15:30	14:00	14:15	12:00								14:15
Volume	3	5	8	13	6	1								27

Directional Peak Periods	AM 7-9			NOON 12-2			PM 4-6			Off Peak Volumes		
All Classes	Volume	↔	%	Volume	↔	%	Volume	↔	%	Volume	↔	%
	42	↔	17%	20	↔	8%	33	↔	13%	154	↔	62%

Street Name	Direction	Percentiles					
		15th	50th	Average	85th	95th	ADT
S Glenwood Pl	North Bound	17	24	24	31	34	295
S Glenwood Pl	South Bound	18	25	24	30	34	249

Prepared by National Data & Surveying Services

SPEED

S Glenwood Pl Bet. W Verdugo Ave & W Oak St

Day: Thursday
Date: 1/20/2022

City: Burbank
Project #: CA22_020022_031

Summary

Time	< 15	15 - 19	20 - 24	25 - 29	30 - 34	35 - 39	40 - 44	45 - 49	50 - 54	55 - 59	60 - 64	65 - 69	70 +	Total
0:00 AM	0	0	0	0	0	0	0	0	0	0	0	0	0	0
0:15	0	0	0	1	0	0	0	0	0	0	0	0	0	1
0:30	0	0	0	0	0	0	0	0	0	0	0	0	0	0
0:45	0	0	0	0	0	0	0	0	0	0	0	0	0	0
1:00	0	0	0	0	0	0	0	0	0	0	0	0	0	0
1:15	0	0	0	0	0	0	0	0	0	0	0	0	0	0
1:30	0	0	0	0	0	0	0	0	0	0	0	0	0	0
1:45	0	0	0	1	0	0	0	0	0	0	0	0	0	1
2:00	0	0	0	0	0	0	0	0	0	0	0	0	0	0
2:15	0	0	0	1	0	0	0	0	0	0	0	0	0	1
2:30	0	0	0	0	0	0	0	0	0	0	0	0	0	0
2:45	0	0	0	0	0	0	0	0	0	0	0	0	0	0
3:00	0	0	0	0	0	0	0	0	0	0	0	0	0	0
3:15	0	0	0	0	0	0	0	0	0	0	0	0	0	0
3:30	0	0	1	0	0	0	0	0	0	0	0	0	0	1
3:45	0	0	0	0	0	0	0	0	0	0	0	0	0	0
4:00	0	0	0	0	0	0	0	0	0	0	0	0	0	0
4:15	0	0	1	0	0	0	0	0	0	0	0	0	0	1
4:30	0	0	0	0	0	0	0	0	0	0	0	0	0	0
4:45	0	1	0	0	0	0	0	0	0	0	0	0	0	1
5:00	0	0	1	0	0	0	0	0	0	0	0	0	0	1
5:15	1	0	0	0	0	0	0	0	0	0	0	0	0	1
5:30	0	2	0	1	0	0	0	0	0	0	0	0	0	3
5:45	1	0	0	2	0	0	0	0	0	0	0	0	0	3
6:00	0	2	2	0	0	0	0	0	0	0	0	0	0	4
6:15	0	0	1	0	0	0	0	0	0	0	0	0	0	1
6:30	0	0	1	0	1	0	0	0	0	0	0	0	0	2
6:45	0	2	0	2	2	0	0	0	0	0	0	0	0	6
7:00	2	0	3	0	1	0	0	0	0	0	0	0	0	6
7:15	0	0	4	3	1	0	0	0	0	0	0	0	0	8
7:30	0	2	3	5	2	0	0	0	0	0	0	0	0	12
7:45	3	4	10	8	2	0	0	0	0	0	0	0	0	27
8:00	1	1	3	4	4	0	0	0	0	0	0	0	0	13
8:15	0	0	1	2	4	0	0	0	0	0	0	0	0	7
8:30	0	0	4	1	2	0	0	0	0	0	0	0	0	7
8:45	2	0	1	0	1	0	0	0	0	0	0	0	0	4
9:00	0	0	3	3	3	0	0	0	0	0	0	0	0	9
9:15	0	1	1	0	0	1	0	0	0	0	0	0	0	3
9:30	3	0	4	5	0	0	0	0	0	0	0	0	0	12
9:45	1	1	2	2	0	0	0	0	0	0	0	0	0	6
10:00	1	2	2	2	0	0	0	0	0	0	0	0	0	7
10:15	0	1	3	1	1	0	0	0	0	0	0	0	0	6
10:30	2	5	1	1	0	0	0	0	0	0	0	0	0	9
10:45	1	0	2	1	0	0	0	0	0	0	0	0	0	4
11:00	1	0	3	5	1	0	0	0	0	0	0	0	0	10
11:15	1	3	3	3	1	0	0	0	0	0	0	0	0	11
11:30	1	0	0	4	2	0	0	0	0	0	0	0	0	7
11:45	1	1	0	4	1	0	0	0	0	0	0	0	0	7
12:00 PM	0	0	1	0	0	1	0	0	0	0	0	0	0	2
12:15	1	1	3	3	3	1	0	0	0	0	0	0	0	12
12:30	0	3	2	3	2	1	0	0	0	0	0	0	0	11
12:45	1	0	1	2	0	0	0	0	0	0	0	0	0	4
13:00	0	0	3	2	0	0	0	0	0	0	0	0	0	5
13:15	1	1	3	2	0	0	0	0	0	0	0	0	0	7
13:30	0	0	2	3	0	0	0	0	0	0	0	0	0	5
13:45	0	0	2	3	1	0	0	0	0	0	0	0	0	6
14:00	1	0	2	2	0	0	0	0	0	0	0	0	0	5
14:15	1	3	5	6	1	0	0	0	0	0	0	0	0	16
14:30	0	2	4	3	5	1	0	0	0	0	0	0	0	15
14:45	0	1	5	8	3	1	0	0	0	0	0	0	0	18
15:00	0	1	7	4	3	1	0	0	0	0	0	0	0	16
15:15	3	4	3	4	1	0	0	0	0	0	0	0	0	15
15:30	1	1	8	3	2	0	0	0	0	0	0	0	0	15
15:45	1	3	3	2	1	0	0	0	0	0	0	0	0	10
16:00	0	1	4	1	2	0	0	0	0	0	0	0	0	8
16:15	1	1	2	4	3	1	0	0	0	0	0	0	0	12
16:30	0	1	3	2	0	0	0	0	0	0	0	0	0	6
16:45	2	1	4	3	0	0	0	0	0	0	0	0	0	10
17:00	1	0	6	5	3	1	0	0	0	0	0	0	0	16
17:15	0	0	1	1	2	0	0	0	0	0	0	0	0	4
17:30	4	1	4	5	1	0	0	0	0	0	0	0	0	15
17:45	2	1	3	7	1	0	0	0	0	0	0	0	0	14
18:00	2	3	3	3	0	0	0	0	0	0	0	0	0	11
18:15	0	2	3	4	1	0	0	0	0	0	0	0	0	10
18:30	0	0	5	1	0	1	0	0	0	0	0	0	0	7
18:45	0	0	1	2	1	1	0	0	0	0	0	0	0	5
19:00	1	0	2	1	1	0	0	0	0	0	0	0	0	5
19:15	1	1	1	0	1	0	0	0	0	0	0	0	0	4
19:30	0	0	2	3	1	0	0	0	0	0	0	0	0	6
19:45	1	0	0	1	1	0	0	0	0	0	0	0	0	3
20:00	0	0	1	0	1	0	0	0	0	0	0	0	0	2
20:15	0	0	0	2	0	0	0	0	0	0	0	0	0	2
20:30	1	0	2	0	1	0	0	0	0	0	0	0	0	4
20:45	0	0	2	4	2	0	0	0	0	0	0	0	0	8
21:00	1	0	2	0	0	0	0	0	0	0	0	0	0	3
21:15	0	1	0	4	1	0	0	0	0	0	0	0	0	6
21:30	1	0	2	0	0	0	0	0	0	0	0	0	0	3
21:45	0	0	0	0	0	0	0	0	0	0	0	0	0	0
22:00	0	1	0	0	1	0	0	0	0	0	0	0	0	2
22:15	0	0	1	2	1	0	0	0	0	0	0	0	0	4
22:30	0	0	1	0	1	1	0	0	0	0	0	0	0	3
22:45	0	0	1	0	0	0	0	0	0	0	0	0	0	1
23:00	0	0	1	0	1	1	0	0	0	0	0	0	0	3
23:15	0	0	0	0	0	0	0	0	0	0	0	0	0	0
23:30	0	0	0	1	0	0	0	0	0	0	0	0	0	1
23:45	0	1	0	1	0	0	0	0	0	0	0	0	0	2
Totals	50	63	171	169	78	13								544
% of Totals	9%	12%	31%	31%	14%	2%								100%

AM Volumes	22	28	60	62	29	1	0	0	0	0	0	0	0	202
% AM	4%	5%	11%	11%	5%	0%								37%
AM Peak Hour	7:00	9:45	7:00	7:15	7:30	11:45								7:15
Volume	5	9	20	20	12	3								60
PM Volumes	28	35	111	107	49	12	0	0	0	0	0	0	0	342
% PM	5%	6%	20%	20%	9%	2%								63%
PM Peak Hour	17:15	15:00	14:45	14:15	14:15	12:00								14:15
Volume	8	9	23	21	12	3								65

Directional Peak Periods	AM 7-9			NOON 12-2			PM 4-6			Off Peak Volumes		
All Classes	Volume	⟷	%	Volume	⟷	%	Volume	⟷	%	Volume	⟷	%
	84	⟷	15%	52	⟷	10%	85	⟷	16%	323	⟷	59%

Street Name	Direction	Percentiles					
		15th	50th	Average	85th	95th	ADT
S Glenwood Pl	Summary	18	25	24	31	34	544

Prepared by National Data & Surveying Services

SPEED

S Glenwood Pl Bet. W Verdugo Ave & W Oak St

Day: Thursday
Date: 1/20/2022

City: Burbank
Project #: CA22_020022_031n

North Bound

Time	< 15	15 - 19	20 - 24	25 - 29	30 - 34	35 - 39	40 - 44	45 - 49	50 - 54	55 - 59	60 - 64	65 - 69	70 +	Total
0:00 AM	0	0	0	0	0	0	0	0	0	0	0	0	0	0
1:00	0	0	0	1	0	0	0	0	0	0	0	0	0	1
2:00	0	0	0	0	0	0	0	0	0	0	0	0	0	0
3:00	0	0	1	0	0	0	0	0	0	0	0	0	0	1
4:00	0	0	1	0	0	0	0	0	0	0	0	0	0	1
5:00	1	2	0	1	0	0	0	0	0	0	0	0	0	4
6:00	0	3	1	0	1	0	0	0	0	0	0	0	0	5
7:00	2	4	10	10	4	0	0	0	0	0	0	0	0	30
8:00	2	0	6	0	4	0	0	0	0	0	0	0	0	12
9:00	2	0	5	5	0	0	0	0	0	0	0	0	0	12
10:00	2	5	6	3	0	0	0	0	0	0	0	0	0	16
11:00	2	0	3	7	5	0	0	0	0	0	0	0	0	17
12:00 PM	1	4	3	2	3	2	0	0	0	0	0	0	0	15
13:00	0	1	8	8	0	0	0	0	0	0	0	0	0	17
14:00	1	3	14	6	5	2	0	0	0	0	0	0	0	31
15:00	3	4	14	8	3	1	0	0	0	0	0	0	0	33
16:00	2	2	8	5	4	1	0	0	0	0	0	0	0	22
17:00	5	2	8	9	5	1	0	0	0	0	0	0	0	30
18:00	1	3	5	7	1	1	0	0	0	0	0	0	0	18
19:00	2	1	2	2	2	0	0	0	0	0	0	0	0	9
20:00	0	0	1	2	3	0	0	0	0	0	0	0	0	6
21:00	1	1	2	2	0	0	0	0	0	0	0	0	0	6
22:00	0	1	1	1	1	1	0	0	0	0	0	0	0	5
23:00	0	1	1	0	1	1	0	0	0	0	0	0	0	4
Totals	27	37	100	79	42	10								295
% of Totals	9%	13%	34%	27%	14%	3%								100%

AM Volumes	11	14	33	27	14	0	0	0	0	0	0	0	0	99
% AM	4%	5%	11%	9%	5%									34%
AM Peak Hour	7:00	10:00	7:00	7:00	11:00									7:00
Volume	2	5	10	10	5									30
PM Volumes	16	23	67	52	28	10	0	0	0	0	0	0	0	196
% PM	5%	8%	23%	18%	9%	3%								66%
PM Peak Hour	17:00	12:00	14:00	17:00	14:00	12:00								15:00
Volume	5	4	14	9	5	2								33

Directional Peak Periods	AM 7-9			NOON 12-2			PM 4-6			Off Peak Volumes		
All Speeds	Volume	↔	%	Volume	↔	%	Volume	↔	%	Volume	↔	%
	42	↔	14%	32	↔	11%	52	↔	18%	169	↔	57%

Street Name	Direction	Percentiles					
		15th	50th	Average	85th	95th	ADT
S Glenwood Pl	North Bound	17	24	24	31	34	295
S Glenwood Pl	South Bound	18	25	24	30	34	249

Prepared by National Data & Surveying Services

SPEED

S Glenwood Pl Bet. W Verdugo Ave & W Oak St

Day: Thursday
Date: 1/20/2022

City: Burbank
Project #: CA22_020022_031s

South Bound

Time	< 15	15 - 19	20 - 24	25 - 29	30 - 34	35 - 39	40 - 44	45 - 49	50 - 54	55 - 59	60 - 64	65 - 69	70 +	Total
0:00 AM	0	0	0	1	0	0	0	0	0	0	0	0	0	1
1:00	0	0	0	0	0	0	0	0	0	0	0	0	0	0
2:00	0	0	0	1	0	0	0	0	0	0	0	0	0	1
3:00	0	0	0	0	0	0	0	0	0	0	0	0	0	0
4:00	0	1	0	0	0	0	0	0	0	0	0	0	0	1
5:00	1	0	1	2	0	0	0	0	0	0	0	0	0	4
6:00	0	1	3	2	2	0	0	0	0	0	0	0	0	8
7:00	3	2	10	6	2	0	0	0	0	0	0	0	0	23
8:00	1	1	3	7	7	0	0	0	0	0	0	0	0	19
9:00	2	2	5	5	3	1	0	0	0	0	0	0	0	18
10:00	2	3	2	2	1	0	0	0	0	0	0	0	0	10
11:00	2	4	3	9	0	0	0	0	0	0	0	0	0	18
12:00 PM	1	0	4	6	2	1	0	0	0	0	0	0	0	14
13:00	1	0	2	2	1	0	0	0	0	0	0	0	0	6
14:00	1	3	2	13	4	0	0	0	0	0	0	0	0	23
15:00	2	5	7	5	4	0	0	0	0	0	0	0	0	23
16:00	1	2	5	5	1	0	0	0	0	0	0	0	0	14
17:00	2	0	6	9	2	0	0	0	0	0	0	0	0	19
18:00	1	2	7	3	1	1	0	0	0	0	0	0	0	15
19:00	1	0	3	3	2	0	0	0	0	0	0	0	0	9
20:00	1	0	4	4	1	0	0	0	0	0	0	0	0	10
21:00	1	0	2	2	1	0	0	0	0	0	0	0	0	6
22:00	0	0	2	1	2	0	0	0	0	0	0	0	0	5
23:00	0	0	0	2	0	0	0	0	0	0	0	0	0	2
Totals	23	26	71	90	36	3								249
% of Totals	9%	10%	29%	36%	14%	1%								100%

AM Volumes	11	14	27	35	15	1	0	0	0	0	0	0	0	103
% AM	4%	6%	11%	14%	6%	0%								41%
AM Peak Hour	7:00	11:00	7:00	11:00	8:00	9:00								7:00
Volume	3	4	10	9	7	1								23
PM Volumes	12	12	44	55	21	2	0	0	0	0	0	0	0	146
% PM	5%	5%	18%	22%	8%	1%								59%
PM Peak Hour	15:00	15:00	15:00	14:00	14:00	12:00								14:00
Volume	2	5	7	13	4	1								23

Directional Peak Periods	AM 7-9			NOON 12-2			PM 4-6			Off Peak Volumes		
All Speeds	Volume		%	Volume		%	Volume		%	Volume		%
	42	↔	17%	20	↔	8%	33	↔	13%	154	↔	62%

Street Name	Direction	Percentiles					
		15th	50th	Average	85th	95th	ADT
S Glenwood Pl	North Bound	17	24	24	31	34	295
S Glenwood Pl	South Bound	18	25	24	30	34	249

Prepared by National Data & Surveying Services

SPEED

S Glenwood Pl Bet. W Verdugo Ave & W Oak St

Day: Thursday
Date: 1/20/2022

City: Burbank
Project #: CA22_020022_031

Summary

Time	< 15	15 - 19	20 - 24	25 - 29	30 - 34	35 - 39	40 - 44	45 - 49	50 - 54	55 - 59	60 - 64	65 - 69	70 +	Total
0:00 AM	0	0	0	1	0	0	0	0	0	0	0	0	0	1
1:00	0	0	0	1	0	0	0	0	0	0	0	0	0	1
2:00	0	0	0	1	0	0	0	0	0	0	0	0	0	1
3:00	0	0	1	0	0	0	0	0	0	0	0	0	0	1
4:00	0	1	1	0	0	0	0	0	0	0	0	0	0	2
5:00	2	2	1	3	0	0	0	0	0	0	0	0	0	8
6:00	0	4	4	2	3	0	0	0	0	0	0	0	0	13
7:00	5	6	20	16	6	0	0	0	0	0	0	0	0	53
8:00	3	1	9	7	11	0	0	0	0	0	0	0	0	31
9:00	4	2	10	10	3	1	0	0	0	0	0	0	0	30
10:00	4	8	8	5	1	0	0	0	0	0	0	0	0	26
11:00	4	4	6	16	5	0	0	0	0	0	0	0	0	35
12:00 PM	2	4	7	8	5	3	0	0	0	0	0	0	0	29
13:00	1	1	10	10	1	0	0	0	0	0	0	0	0	23
14:00	2	6	16	19	9	2	0	0	0	0	0	0	0	54
15:00	5	9	21	13	7	1	0	0	0	0	0	0	0	56
16:00	3	4	13	10	5	1	0	0	0	0	0	0	0	36
17:00	7	2	14	18	7	1	0	0	0	0	0	0	0	49
18:00	2	5	12	10	2	2	0	0	0	0	0	0	0	33
19:00	3	1	5	5	4	0	0	0	0	0	0	0	0	18
20:00	1	0	5	6	4	0	0	0	0	0	0	0	0	16
21:00	2	1	4	4	1	0	0	0	0	0	0	0	0	12
22:00	0	1	3	2	3	1	0	0	0	0	0	0	0	10
23:00	0	1	1	2	1	1	0	0	0	0	0	0	0	6
Totals	50	63	171	169	78	13								544
% of Totals	9%	12%	31%	31%	14%	2%								100%

AM Volumes	22	28	60	62	29	1	0	0	0	0	0	0	0	202
% AM	4%	5%	11%	11%	5%	0%								37%
AM Peak Hour	7:00	10:00	7:00	7:00	8:00	9:00								7:00
Volume	5	8	20	16	11	1								53
PM Volumes	28	35	111	107	49	12	0	0	0	0	0	0	0	342
% PM	5%	6%	20%	20%	9%	2%								63%
PM Peak Hour	17:00	15:00	15:00	14:00	14:00	12:00								15:00
Volume	7	9	21	19	9	3								56

Directional Peak Periods	AM 7-9			NOON 12-2			PM 4-6			Off Peak Volumes		
All Speeds	Volume		%	Volume		%	Volume		%	Volume		%
	84	↔	15%	52	↔	10%	85	↔	16%	323	↔	59%

Street Name	Direction	Percentiles					
		15th	50th	Average	85th	95th	ADT
S Glenwood Pl	Summary	18	25	24	31	34	544

Prepared by NDS/ATD

Prepared by National Data & Surveying Services

VOLUME

S Glenwood Pl Bet. W Verdugo Ave & W Oak St

Day: Thursday
Date: 1/20/2022

City: Burbank
Project #: CA22_020022_031

DAILY TOTALS	NB	SB	EB	WB	Total
	295	249	0	0	544

AM Period	NB		SB		EB	WB	TOTAL		PM Period	NB		SB		EB	WB	TOTAL	
0:00	0		0		0	0			12:00	1		1		0	0	2	
0:15	0		1		0	0	1		12:15	6		6		0	0	12	
0:30	0		0		0	0			12:30	7		4		0	0	11	
0:45	0		0	1	0	0		1	12:45	1	15	3	14	0	0	4	29
1:00	0		0		0	0			13:00	5		0		0	0	5	
1:15	0		0		0	0			13:15	4		3		0	0	7	
1:30	0		0		0	0			13:30	3		2		0	0	5	
1:45	1	1	0		0	0	1	1	13:45	5	17	1	6	0	0	6	23
2:00	0		0		0	0			14:00	3		2		0	0	5	
2:15	0		1		0	0	1		14:15	8		8		0	0	16	
2:30	0		0		0	0			14:30	11		4		0	0	15	
2:45	0		0	1	0	0		1	14:45	9	31	9	23	0	0	18	54
3:00	0		0		0	0			15:00	10		6		0	0	16	
3:15	0		0		0	0			15:15	9		6		0	0	15	
3:30	1		0		0	0	1		15:30	10		5		0	0	15	
3:45	0	1	0		0	0		1	15:45	4	33	6	23	0	0	10	56
4:00	0		0		0	0			16:00	6		2		0	0	8	
4:15	1		0		0	0	1		16:15	6		6		0	0	12	
4:30	0		0		0	0			16:30	4		2		0	0	6	
4:45	0	1	1	1	0	0	1	2	16:45	6	22	4	14	0	0	10	36
5:00	0		1		0	0	1		17:00	10		6		0	0	16	
5:15	1		0		0	0	1		17:15	4		0		0	0	4	
5:30	2		1		0	0	3		17:30	7		8		0	0	15	
5:45	1	4	2	4	0	0	3	8	17:45	9	30	5	19	0	0	14	49
6:00	2		2		0	0	4		18:00	7		4		0	0	11	
6:15	0		1		0	0	1		18:15	6		4		0	0	10	
6:30	1		1		0	0	2		18:30	3		4		0	0	7	
6:45	2	5	4	8	0	0	6	13	18:45	2	18	3	15	0	0	5	33
7:00	2		4		0	0	6		19:00	3		2		0	0	5	
7:15	4		4		0	0	8		19:15	3		1		0	0	4	
7:30	9		3		0	0	12		19:30	3		3		0	0	6	
7:45	15	30	12	23	0	0	27	53	19:45	0	9	3	9	0	0	3	18
8:00	4		9		0	0	13		20:00	0		2		0	0	2	
8:15	2		5		0	0	7		20:15	1		1		0	0	2	
8:30	3		4		0	0	7		20:30	2		2		0	0	4	
8:45	3	12	1	19	0	0	4	31	20:45	3	6	5	10	0	0	8	16
9:00	0		9		0	0	9		21:00	0		3		0	0	3	
9:15	1		2		0	0	3		21:15	3		3		0	0	6	
9:30	9		3		0	0	12		21:30	3		0		0	0	3	
9:45	2	12	4	18	0	0	6	30	21:45	0	6	0	6	0	0		12
10:00	3		4		0	0	7		22:00	2		0		0	0	2	
10:15	4		2		0	0	6		22:15	2		2		0	0	4	
10:30	7		2		0	0	9		22:30	1		2		0	0	3	
10:45	2	16	2	10	0	0	4	26	22:45	0	5	1	5	0	0	1	10
11:00	6		4		0	0	10		23:00	3		0		0	0	3	
11:15	5		6		0	0	11		23:15	0		0		0	0		
11:30	4		3		0	0	7		23:30	0		1		0	0	1	
11:45	2	17	5	18	0	0	7	35	23:45	1	4	1	2	0	0	2	6
TOTALS		99		103				202	TOTALS		196		146				342
SPLIT %		49.0%		51.0%				37.1%	SPLIT %		57.3%		42.7%				62.9%

DAILY TOTALS	NB	SB	EB	WB	Total
	295	249	0	0	544

AM Peak Hour	7:15	7:45			7:15	PM Peak Hour	14:30	14:15			14:15
AM Pk Volume	32	30			60	PM Pk Volume	39	27			65
Pk Hr Factor	0.533	0.625			0.556	Pk Hr Factor	0.886	0.750			0.903
7 - 9 Volume	42	42	0	0	84	4 - 6 Volume	52	33	0	0	85
7 - 9 Peak Hour	7:15	7:45			7:15	4 - 6 Peak Hour	17:00	17:00			17:00
7 - 9 Pk Volume	32	30	0	0	60	4 - 6 Pk Volume	30	19	0	0	49
Pk Hr Factor	0.533	0.625	0.000	0.000	0.556	Pk Hr Factor	0.750	0.594	0.000	0.000	0.766

Prepared by NDS/ATD

Project #: CA22_020022_031 **City:** Burbank

Location: S Glenwood Pl Bet. W Verdugo Ave & W Oak **Date:** 1/20/2022

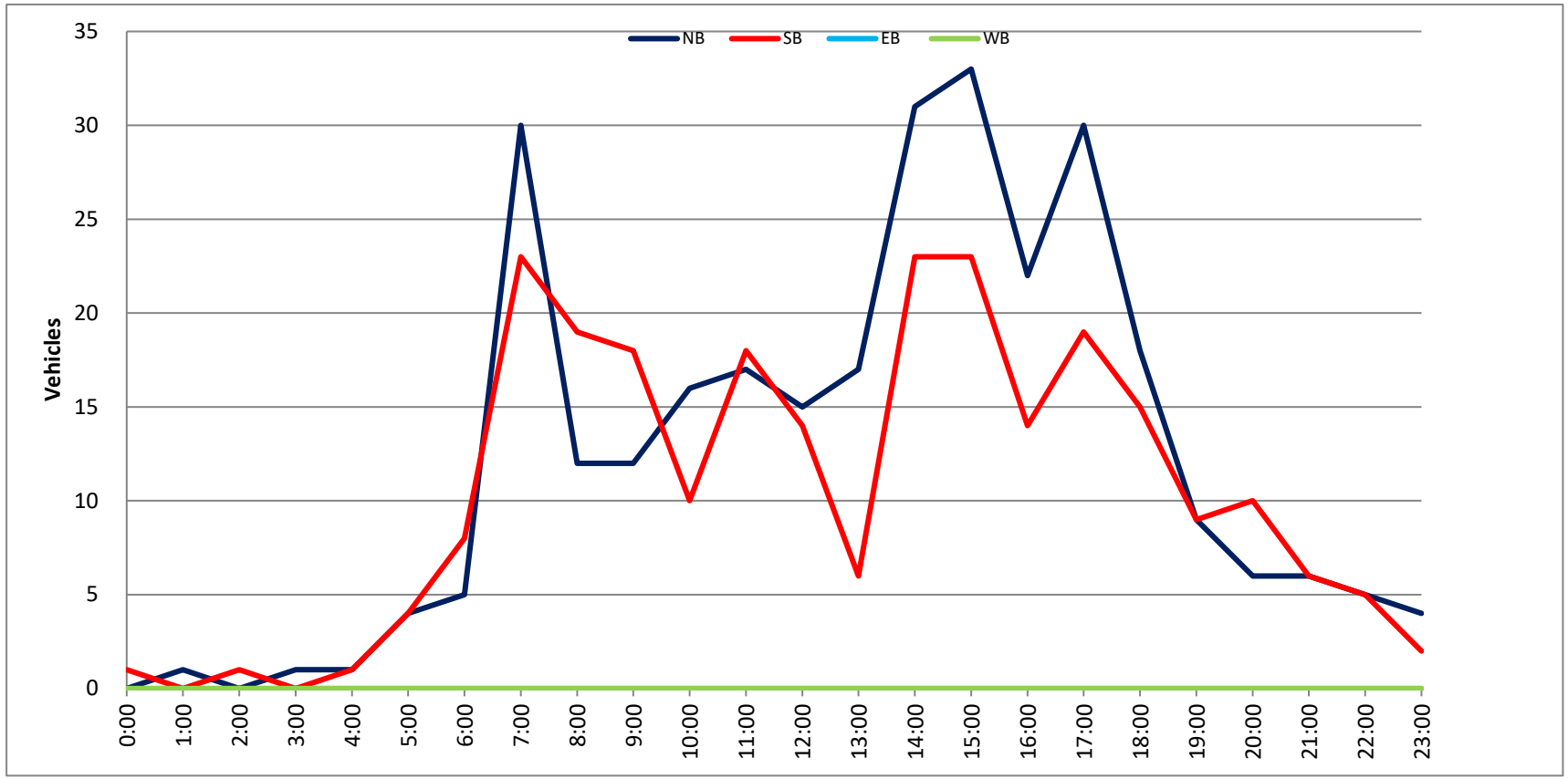

Prepared by National Data & Surveying Services

SPEED

W Oak St Bet. S Lamer St & S Parish Pl

Day: Tuesday
Date: 1/18/2022

City: Burbank
Project #: CA22_020022_013e

East Bound

Time	< 15	15 - 19	20 - 24	25 - 29	30 - 34	35 - 39	40 - 44	45 - 49	50 - 54	55 - 59	60 - 64	65 - 69	70 +	Total
00:00 AM	0	0	0	0	0	0	0	0	0	0	0	0	0	0
00:15	0	0	0	0	0	0	0	0	0	0	0	0	0	0
00:30	0	0	0	0	0	0	0	0	0	0	0	0	0	0
00:45	0	0	0	0	0	0	0	0	0	0	0	0	0	0
01:00	0	0	0	0	0	0	0	0	0	0	0	0	0	0
01:15	0	0	1	0	0	0	0	0	0	0	0	0	0	1
01:30	0	0	0	0	0	0	0	0	0	0	0	0	0	0
01:45	0	0	0	0	0	0	0	0	0	0	0	0	0	0
02:00	0	0	0	0	0	0	0	0	0	0	0	0	0	0
02:15	0	0	0	0	0	0	0	0	0	0	0	0	0	0
02:30	0	0	0	0	0	0	0	0	0	0	0	0	0	0
02:45	0	0	0	0	0	0	0	0	0	0	0	0	0	0
03:00	0	0	0	0	0	0	0	0	0	0	0	0	0	0
03:15	0	0	0	0	0	0	0	0	0	0	0	0	0	0
03:30	0	0	0	0	0	0	0	0	0	0	0	0	0	0
03:45	0	0	0	0	0	0	0	0	0	0	0	0	0	0
04:00	0	0	0	0	0	0	0	0	0	0	0	0	0	0
04:15	0	0	0	0	0	0	0	0	0	0	0	0	0	0
04:30	0	0	1	0	0	0	0	0	0	0	0	0	0	1
04:45	0	0	0	0	0	0	0	0	0	0	0	0	0	0
05:00	0	0	0	0	0	0	0	0	0	0	0	0	0	0
05:15	0	0	0	0	0	0	0	0	0	0	0	0	0	0
05:30	0	0	0	0	0	0	0	0	0	0	0	0	0	0
05:45	0	0	1	0	0	0	0	0	0	0	0	0	0	1
06:00	0	0	0	0	0	0	0	0	0	0	0	0	0	0
06:15	0	0	0	0	0	0	0	0	0	0	0	0	0	0
06:30	0	0	1	1	0	1	0	0	0	0	0	0	0	3
06:45	0	0	1	1	0	0	0	0	0	0	0	0	0	2
07:00	0	0	1	0	0	0	0	0	0	0	0	0	0	1
07:15	0	0	3	3	0	0	0	0	0	0	0	0	0	6
07:30	0	4	17	4	0	0	0	0	0	0	0	0	0	25
07:45	0	6	20	20	2	0	0	0	0	0	0	0	0	48
08:00	0	1	2	2	0	0	0	0	0	0	0	0	0	5
08:15	0	3	5	1	0	0	0	0	0	0	0	0	0	9
08:30	0	3	4	0	0	0	0	0	0	0	0	0	0	7
08:45	0	2	2	3	0	0	0	0	0	0	0	0	0	7
09:00	1	1	2	1	0	0	0	0	0	0	0	0	0	5
09:15	1	0	3	2	0	0	0	0	0	0	0	0	0	6
09:30	0	0	4	1	0	0	0	0	0	0	0	0	0	5
09:45	0	2	2	0	0	0	0	0	0	0	0	0	0	4
10:00	0	1	0	1	0	0	0	0	0	0	0	0	0	2
10:15	1	1	3	2	1	0	0	0	0	0	0	0	0	8
10:30	0	1	2	2	0	0	0	0	0	0	0	0	0	5
10:45	0	2	1	0	0	0	0	0	0	0	0	0	0	3
11:00	1	2	5	0	0	0	0	0	0	0	0	0	0	8
11:15	0	1	4	1	0	0	0	0	0	0	0	0	0	6
11:30	1	1	3	1	1	0	0	0	0	0	0	0	0	7
11:45	0	1	2	0	0	0	0	0	0	0	0	0	0	3
12:00 PM	1	0	2	1	0	0	0	0	0	0	0	0	0	4
12:15	0	4	2	3	0	0	0	0	0	0	0	0	0	9
12:30	1	0	3	1	0	0	0	0	0	0	0	0	0	5
12:45	0	3	5	1	0	0	0	0	0	0	0	0	0	9
13:00	1	1	1	1	1	0	0	0	0	0	0	0	0	5
13:15	0	0	6	1	0	0	0	0	0	0	0	0	0	7
13:30	1	6	8	4	0	0	0	0	0	0	0	0	0	19
13:45	2	1	9	6	0	0	0	0	0	0	0	0	0	18
14:00	0	3	6	3	1	0	0	0	0	0	0	0	0	13
14:15	0	9	19	8	1	0	0	0	0	0	0	0	0	37
14:30	0	3	1	5	1	0	0	0	0	0	0	0	0	10
14:45	0	1	4	2	0	0	0	0	0	0	0	0	0	7
15:00	1	2	2	2	1	0	0	0	0	0	0	0	0	8
15:15	0	6	5	2	0	0	0	0	0	0	0	0	0	13
15:30	0	0	4	3	0	0	0	0	0	0	0	0	0	7
15:45	0	3	4	2	0	0	0	0	0	0	0	0	0	9
16:00	0	3	2	0	0	1	0	0	0	0	0	0	0	6
16:15	1	3	0	2	0	0	0	0	0	0	0	0	0	6
16:30	1	3	4	1	0	0	0	0	0	0	0	0	0	9
16:45	0	0	3	1	0	0	0	0	0	0	0	0	0	4
17:00	0	0	2	2	0	0	0	0	0	0	0	0	0	4
17:15	0	1	4	5	0	0	0	0	0	0	0	0	0	10
17:30	2	1	3	4	0	0	0	0	0	0	0	0	0	10
17:45	0	1	4	3	1	0	0	0	0	0	0	0	0	9
18:00	0	0	3	3	0	0	0	0	0	0	0	0	0	6
18:15	0	1	6	1	1	0	0	0	0	0	0	0	0	9
18:30	0	0	2	2	0	0	0	0	0	0	0	0	0	4
18:45	0	4	3	2	1	0	0	0	0	0	0	0	0	10
19:00	0	0	0	2	0	0	0	0	0	0	0	0	0	2
19:15	0	1	2	1	0	0	0	0	0	0	0	0	0	4
19:30	0	0	1	0	0	0	0	0	0	0	0	0	0	1
19:45	0	0	0	0	0	0	0	0	0	0	0	0	0	0
20:00	0	0	2	0	0	0	0	0	0	0	0	0	0	2
20:15	0	0	2	2	0	0	0	0	0	0	0	0	0	4
20:30	0	0	3	0	0	0	0	0	0	0	0	0	0	3
20:45	0	1	1	0	0	0	0	0	0	0	0	0	0	2
21:00	0	0	1	0	0	0	0	0	0	0	0	0	0	1
21:15	0	0	1	0	0	0	0	0	0	0	0	0	0	1
21:30	0	0	1	1	0	0	0	0	0	0	0	0	0	2
21:45	0	0	2	0	0	0	0	0	0	0	0	0	0	2
22:00	0	0	1	0	0	0	0	0	0	0	0	0	0	1
22:15	0	0	1	1	0	0	0	0	0	0	0	0	0	2
22:30	0	0	0	0	0	0	0	0	0	0	0	0	0	0
22:45	0	0	1	0	0	0	0	0	0	0	0	0	0	1
23:00	0	0	0	0	0	0	0	0	0	0	0	0	0	0
23:15	0	0	0	0	0	0	0	0	0	0	0	0	0	0
23:30	0	0	0	1	0	0	0	0	0	0	0	0	0	1
23:45	0	0	0	0	0	0	0	0	0	0	0	0	0	0
Totals	16	93	225	125	12	2								474
% of Totals	3%	20%	48%	26%	3%	0%								100%

AM Volumes	5	32	90	46	4	1	0	0	0	0	0	0	0	178
% AM	1%	7%	19%	10%	1%	0%								38%
AM Peak Hour	08:30	07:30	07:30	07:15	07:00	05:45								07:30
Volume	2	14	44	29	2	1								87
PM Volumes	11	61	136	79	8	1	0	0	0	0	0	0	0	296
% PM	2%	13%	29%	17%	2%	0%								62%
PM Peak Hour	13:00	13:30	13:30	13:45	13:45	15:15								13:30
Volume	4	19	42	22	3	1								87

Directional Peak Periods	AM 7-9			NOON 12-2			PM 4-6			Off Peak Volumes		
All Classes	Volume	⟷	%	Volume	⟷	%	Volume	⟷	%	Volume	⟷	%
	108		23%	76		16%	58		12%	232		49%

Street Name	Direction	Percentiles					
		15th	50th	Average	85th	95th	ADT
W Oak St	East Bound	18	23	23	28	30	474
W Oak St	West Bound	16	21	21	27	30	480

Prepared by National Data & Surveying Services

SPEED

W Oak St Bet. S Lamer St & S Parish Pl

Day: Tuesday
Date: 1/18/2022

City: Burbank
Project #: CA22_020022_013w

West Bound

Time	< 15	15 - 19	20 - 24	25 - 29	30 - 34	35 - 39	40 - 44	45 - 49	50 - 54	55 - 59	60 - 64	65 - 69	70 +	Total
00:00 AM	0	0	0	0	0	0	0	0	0	0	0	0	0	0
00:15	0	0	0	0	0	0	0	0	0	0	0	0	0	0
00:30	0	0	0	0	0	0	0	0	0	0	0	0	0	0
00:45	0	0	0	0	0	0	0	0	0	0	0	0	0	0
01:00	1	0	0	0	0	0	0	0	0	0	0	0	0	1
01:15	0	0	0	0	0	0	0	0	0	0	0	0	0	0
01:30	0	0	0	0	0	0	0	0	0	0	0	0	0	0
01:45	0	0	0	0	0	0	0	0	0	0	0	0	0	0
02:00	0	0	0	0	0	0	0	0	0	0	0	0	0	0
02:15	0	0	0	1	0	0	0	0	0	0	0	0	0	1
02:30	0	0	0	0	0	0	0	0	0	0	0	0	0	0
02:45	0	0	0	0	0	0	0	0	0	0	0	0	0	0
03:00	0	0	0	0	0	0	0	0	0	0	0	0	0	0
03:15	0	0	0	0	0	0	0	0	0	0	0	0	0	0
03:30	0	0	0	0	0	0	0	0	0	0	0	0	0	0
03:45	0	1	0	0	0	0	0	0	0	0	0	0	0	1
04:00	0	0	0	0	0	0	0	0	0	0	0	0	0	0
04:15	0	0	0	0	0	0	0	0	0	0	0	0	0	0
04:30	0	0	0	0	0	0	0	0	0	0	0	0	0	0
04:45	0	0	0	0	0	0	0	0	0	0	0	0	0	0
05:00	0	0	0	0	0	0	0	0	0	0	0	0	0	0
05:15	0	0	0	0	0	0	0	0	0	0	0	0	0	0
05:30	0	1	0	1	0	0	0	0	0	0	0	0	0	2
05:45	0	0	0	0	0	0	0	0	0	0	0	0	0	0
06:00	0	1	0	0	0	0	0	0	0	0	0	0	0	1
06:15	0	0	0	0	0	0	0	0	0	0	0	0	0	0
06:30	0	1	0	0	0	0	0	0	0	0	0	0	0	1
06:45	0	0	1	0	0	0	0	0	0	0	0	0	0	1
07:00	0	0	1	1	0	0	0	0	0	0	0	0	0	2
07:15	1	3	2	0	1	0	0	0	0	0	0	0	0	7
07:30	3	6	14	4	0	0	0	0	0	0	0	0	0	27
07:45	2	5	18	12	3	0	0	0	0	0	0	0	0	40
08:00	4	7	4	1	0	0	0	0	0	0	0	0	0	16
08:15	0	2	2	0	0	0	0	0	0	0	0	0	0	4
08:30	1	4	2	1	0	0	0	0	0	0	0	0	0	8
08:45	1	1	1	2	0	0	0	0	0	0	0	0	0	5
09:00	0	2	0	0	0	0	0	0	0	0	0	0	0	2
09:15	0	1	0	0	0	0	0	0	0	0	0	0	0	1
09:30	1	1	1	1	0	0	0	0	0	0	0	0	0	4
09:45	2	2	1	0	0	0	0	0	0	0	0	0	0	5
10:00	1	1	1	1	0	0	0	0	0	0	0	0	0	4
10:15	0	4	3	1	0	0	0	0	0	0	0	0	0	8
10:30	2	1	4	1	0	0	0	0	0	0	0	0	0	8
10:45	1	0	1	1	0	0	0	0	0	0	0	0	0	3
11:00	0	1	0	0	0	1	0	0	0	0	0	0	0	2
11:15	1	5	2	1	0	0	0	0	0	0	0	0	0	9
11:30	2	2	1	3	0	0	0	0	0	0	0	0	0	8
11:45	1	1	3	2	0	0	0	0	0	0	0	0	0	7
12:00 PM	1	5	3	1	0	0	0	0	0	0	0	0	0	10
12:15	0	7	3	1	0	0	0	0	0	0	0	0	0	11
12:30	2	2	3	2	0	0	0	0	0	0	0	0	0	9
12:45	0	3	3	4	1	0	0	0	0	0	0	0	0	11
13:00	1	3	0	0	0	1	0	0	0	0	0	0	0	5
13:15	2	1	2	1	0	0	0	0	0	0	0	0	0	6
13:30	5	0	5	2	0	0	0	0	0	0	0	0	0	12
13:45	0	6	6	2	1	0	0	0	0	0	0	0	0	15
14:00	3	4	1	1	0	0	0	0	0	0	0	0	0	9
14:15	0	16	21	7	0	0	0	0	0	0	0	0	0	44
14:30	0	5	9	5	1	0	0	0	0	0	0	0	0	20
14:45	0	2	2	1	1	0	0	0	0	0	0	0	0	6
15:00	2	2	2	1	0	0	0	0	0	0	0	0	0	7
15:15	2	5	3	1	1	0	0	0	0	0	0	0	0	12
15:30	0	2	1	3	1	0	0	0	0	0	0	0	0	7
15:45	3	4	5	0	0	0	0	0	0	0	0	0	0	12
16:00	0	3	1	0	0	0	0	0	0	0	0	0	0	4
16:15	1	1	2	2	1	0	0	0	0	0	0	0	0	7
16:30	1	2	1	0	0	0	0	0	0	0	0	0	0	4
16:45	0	1	2	1	0	0	0	0	0	0	0	0	0	4
17:00	0	2	4	1	0	0	0	0	0	0	0	0	0	7
17:15	1	3	4	1	1	0	0	0	0	0	0	0	0	10
17:30	2	1	3	2	0	0	0	0	0	0	0	0	0	8
17:45	0	4	3	0	0	0	0	0	0	0	0	0	0	7
18:00	0	1	3	2	0	0	0	0	0	0	0	0	0	6
18:15	0	1	1	0	0	0	0	0	0	0	0	0	0	2
18:30	2	0	1	0	0	0	0	0	0	0	0	0	0	3
18:45	1	1	4	2	1	0	0	0	0	0	0	0	0	9
19:00	1	4	1	1	0	0	0	0	0	0	0	0	0	7
19:15	0	0	3	1	0	0	0	0	0	0	0	0	0	4
19:30	0	3	0	0	0	1	0	0	0	0	0	0	0	4
19:45	1	0	0	0	0	0	0	0	0	0	0	0	0	1
20:00	0	0	1	0	0	0	0	0	0	0	0	0	0	1
20:15	0	1	2	0	0	0	0	0	0	0	0	0	0	3
20:30	0	0	0	0	0	0	0	0	0	0	0	0	0	0
20:45	0	1	2	0	0	0	0	0	0	0	0	0	0	3
21:00	0	2	0	0	0	0	0	0	0	0	0	0	0	2
21:15	0	0	1	1	0	0	0	0	0	0	0	0	0	2
21:30	0	0	1	0	0	0	0	0	0	0	0	0	0	1
21:45	1	0	0	1	0	0	0	0	0	0	0	0	0	2
22:00	0	0	0	0	0	0	0	0	0	0	0	0	0	0
22:15	0	1	1	0	0	0	0	0	0	0	0	0	0	2
22:30	0	0	2	0	0	0	0	0	0	0	0	0	0	2
22:45	0	0	0	0	0	0	0	0	0	0	0	0	0	0
23:00	0	0	0	0	0	0	0	0	0	0	0	0	0	0
23:15	0	1	0	0	0	0	0	0	0	0	0	0	0	1
23:30	0	0	0	0	0	0	0	0	0	0	0	0	0	0
23:45	0	0	0	0	0	0	0	0	0	0	0	0	0	0
Totals	56	153	174	81	11	3								480
% of Totals	12%	32%	36%	17%	3%	1%								100%

AM Volumes	24	53	62	34	4	1	0	0	0	0	0	0	0	178
% AM	5%	11%	13%	7%	1%	0%								37%
AM Peak Hour	07:15	07:15	07:15	07:00	07:00	10:15								07:15
Volume	10	21	38	17	4	1								90
PM Volumes	32	100	112	47	9	2	0	0	0	0	0	0	0	302
% PM	7%	21%	23%	10%	2%	0%								63%
PM Peak Hour	13:15	13:45	13:45	13:45	14:30	12:15								13:45
Volume	10	31	37	15	3	1								88

Directional Peak Periods	AM 7-9			NOON 12-2			PM 4-6			Off Peak Volumes		
All Classes	Volume	⟷	%	Volume	⟷	%	Volume	⟷	%	Volume	⟷	%
	109		23%	79		16%	51		11%	241		50%

Street Name	Direction	Percentiles					
		15th	50th	Average	85th	95th	ADT
W Oak St	East Bound	18	23	23	28	30	474
W Oak St	West Bound	16	21	21	27	30	480

Prepared by National Data & Surveying Services

SPEED

W Oak St Bet. S Lamer St & S Parish Pl

Day: Tuesday
Date: 1/18/2022

City: Burbank
Project #: CA22_020022_013

Summary

Time	< 15	15 - 19	20 - 24	25 - 29	30 - 34	35 - 39	40 - 44	45 - 49	50 - 54	55 - 59	60 - 64	65 - 69	70 +	Total
00:00 AM	0	0	0	0	0	0	0	0	0	0	0	0	0	0
00:15	0	0	0	0	0	0	0	0	0	0	0	0	0	0
00:30	0	0	0	0	0	0	0	0	0	0	0	0	0	0
00:45	0	0	0	0	0	0	0	0	0	0	0	0	0	0
01:00	1	0	0	0	0	0	0	0	0	0	0	0	0	1
01:15	0	0	1	0	0	0	0	0	0	0	0	0	0	1
01:30	0	0	0	0	0	0	0	0	0	0	0	0	0	0
01:45	0	0	0	0	0	0	0	0	0	0	0	0	0	0
02:00	0	0	0	0	0	0	0	0	0	0	0	0	0	0
02:15	0	0	0	1	0	0	0	0	0	0	0	0	0	1
02:30	0	0	0	0	0	0	0	0	0	0	0	0	0	0
02:45	0	0	0	0	0	0	0	0	0	0	0	0	0	0
03:00	0	0	0	0	0	0	0	0	0	0	0	0	0	0
03:15	0	0	0	0	0	0	0	0	0	0	0	0	0	0
03:30	0	0	0	0	0	0	0	0	0	0	0	0	0	0
03:45	0	1	0	0	0	0	0	0	0	0	0	0	0	1
04:00	0	0	0	0	0	0	0	0	0	0	0	0	0	0
04:15	0	0	0	0	0	0	0	0	0	0	0	0	0	0
04:30	0	0	1	0	0	0	0	0	0	0	0	0	0	1
04:45	0	0	0	0	0	0	0	0	0	0	0	0	0	0
05:00	0	0	0	0	0	0	0	0	0	0	0	0	0	0
05:15	0	0	0	0	0	0	0	0	0	0	0	0	0	0
05:30	0	1	0	1	0	0	0	0	0	0	0	0	0	2
05:45	0	0	1	0	0	0	0	0	0	0	0	0	0	1
06:00	0	1	0	0	0	0	0	0	0	0	0	0	0	1
06:15	0	0	0	0	0	0	0	0	0	0	0	0	0	0
06:30	0	1	1	1	0	1	0	0	0	0	0	0	0	4
06:45	0	0	2	1	0	0	0	0	0	0	0	0	0	3
07:00	0	0	2	1	0	0	0	0	0	0	0	0	0	3
07:15	1	3	5	3	1	0	0	0	0	0	0	0	0	13
07:30	3	10	31	8	0	0	0	0	0	0	0	0	0	52
07:45	2	11	38	32	5	0	0	0	0	0	0	0	0	88
08:00	4	8	6	3	0	0	0	0	0	0	0	0	0	21
08:15	0	5	7	1	0	0	0	0	0	0	0	0	0	13
08:30	1	7	6	1	0	0	0	0	0	0	0	0	0	15
08:45	1	3	3	5	0	0	0	0	0	0	0	0	0	12
09:00	1	3	2	1	0	0	0	0	0	0	0	0	0	7
09:15	1	1	3	2	0	0	0	0	0	0	0	0	0	7
09:30	1	1	5	2	0	0	0	0	0	0	0	0	0	9
09:45	2	4	3	0	0	0	0	0	0	0	0	0	0	9
10:00	1	2	1	2	0	0	0	0	0	0	0	0	0	6
10:15	1	5	6	3	1	0	0	0	0	0	0	0	0	16
10:30	2	2	6	3	0	0	0	0	0	0	0	0	0	13
10:45	1	2	2	1	0	0	0	0	0	0	0	0	0	6
11:00	1	3	5	0	0	1	0	0	0	0	0	0	0	10
11:15	1	6	6	2	0	0	0	0	0	0	0	0	0	15
11:30	3	3	4	4	1	0	0	0	0	0	0	0	0	15
11:45	1	2	5	2	0	0	0	0	0	0	0	0	0	10
12:00 PM	2	5	5	2	0	0	0	0	0	0	0	0	0	14
12:15	0	11	5	4	0	0	0	0	0	0	0	0	0	20
12:30	3	2	6	3	0	0	0	0	0	0	0	0	0	14
12:45	0	6	8	5	1	0	0	0	0	0	0	0	0	20
13:00	2	4	1	1	1	1	0	0	0	0	0	0	0	10
13:15	2	1	8	2	0	0	0	0	0	0	0	0	0	13
13:30	6	6	13	6	0	0	0	0	0	0	0	0	0	31
13:45	2	7	15	8	1	0	0	0	0	0	0	0	0	33
14:00	3	7	7	4	1	0	0	0	0	0	0	0	0	22
14:15	0	25	40	15	1	0	0	0	0	0	0	0	0	81
14:30	0	8	10	10	2	0	0	0	0	0	0	0	0	30
14:45	0	3	6	3	1	0	0	0	0	0	0	0	0	13
15:00	3	4	4	3	1	0	0	0	0	0	0	0	0	15
15:15	2	11	8	3	1	0	0	0	0	0	0	0	0	25
15:30	0	2	5	6	1	0	0	0	0	0	0	0	0	14
15:45	3	7	9	2	0	0	0	0	0	0	0	0	0	21
16:00	0	6	3	0	0	1	0	0	0	0	0	0	0	10
16:15	2	4	2	4	1	0	0	0	0	0	0	0	0	13
16:30	2	5	5	1	0	0	0	0	0	0	0	0	0	13
16:45	0	1	5	2	0	0	0	0	0	0	0	0	0	8
17:00	0	2	6	3	0	0	0	0	0	0	0	0	0	11
17:15	1	4	8	6	1	0	0	0	0	0	0	0	0	20
17:30	4	2	6	6	0	0	0	0	0	0	0	0	0	18
17:45	0	5	7	3	1	0	0	0	0	0	0	0	0	16
18:00	0	1	6	5	0	0	0	0	0	0	0	0	0	12
18:15	0	2	7	1	1	0	0	0	0	0	0	0	0	11
18:30	2	0	3	2	0	0	0	0	0	0	0	0	0	7
18:45	1	5	7	4	2	0	0	0	0	0	0	0	0	19
19:00	1	4	1	3	0	0	0	0	0	0	0	0	0	9
19:15	0	1	5	2	0	0	0	0	0	0	0	0	0	8
19:30	0	3	1	0	0	1	0	0	0	0	0	0	0	5
19:45	1	0	0	0	0	0	0	0	0	0	0	0	0	1
20:00	0	0	3	0	0	0	0	0	0	0	0	0	0	3
20:15	0	1	4	2	0	0	0	0	0	0	0	0	0	7
20:30	0	0	3	0	0	0	0	0	0	0	0	0	0	3
20:45	0	2	3	0	0	0	0	0	0	0	0	0	0	5
21:00	0	2	1	0	0	0	0	0	0	0	0	0	0	3
21:15	0	0	2	1	0	0	0	0	0	0	0	0	0	3
21:30	0	0	2	1	0	0	0	0	0	0	0	0	0	3
21:45	1	0	2	1	0	0	0	0	0	0	0	0	0	4
22:00	0	0	1	0	0	0	0	0	0	0	0	0	0	1
22:15	0	1	2	1	0	0	0	0	0	0	0	0	0	4
22:30	0	0	2	0	0	0	0	0	0	0	0	0	0	2
22:45	0	0	1	0	0	0	0	0	0	0	0	0	0	1
23:00	0	0	0	0	0	0	0	0	0	0	0	0	0	0
23:15	0	1	0	0	0	0	0	0	0	0	0	0	0	1
23:30	0	0	0	1	0	0	0	0	0	0	0	0	0	1
23:45	0	0	0	0	0	0	0	0	0	0	0	0	0	0
Totals	72	246	400	206	25	5								954
% of Totals	8%	26%	42%	22%	3%	1%								100%

AM Volumes	29	85	152	80	8	2	0	0	0	0	0	0	0	356
% AM	3%	9%	16%	8%	1%	0%								37%
AM Peak Hour	07:15	07:30	07:30	07:15	07:00	05:45								07:15
Volume	10	34	82	46	6	1								174
PM Volumes	43	161	248	126	17	3	0	0	0	0	0	0	0	598
% PM	5%	17%	26%	13%	2%	0%								63%
PM Peak Hour	13:15	13:45	13:30	13:45	13:45	12:15								13:30
Volume	13	47	75	37	5	1								167

Directional Peak Periods	AM 7-9			NOON 12-2			PM 4-6			Off Peak Volumes		
All Classes	Volume	⟷	%	Volume	⟷	%	Volume	⟷	%	Volume	⟷	%
	217		23%	155		16%	109		11%	473		50%

Street Name	Direction	Percentiles					
		15th	50th	Average	85th	95th	ADT
W Oak St	Summary	16	22	22	27	30	954

Prepared by National Data & Surveying Services

SPEED

W Oak St Bet. S Lamer St & S Parish Pl

Day: Tuesday
Date: 1/18/2022

City: Burbank
Project #: CA22_020022_013e

East Bound

Time	< 15	15 - 19	20 - 24	25 - 29	30 - 34	35 - 39	40 - 44	45 - 49	50 - 54	55 - 59	60 - 64	65 - 69	70 +	Total
00:00 AM	0	0	0	0	0	0	0	0	0	0	0	0	0	0
01:00	0	0	1	0	0	0	0	0	0	0	0	0	0	1
02:00	0	0	0	0	0	0	0	0	0	0	0	0	0	0
03:00	0	0	0	0	0	0	0	0	0	0	0	0	0	0
04:00	0	0	1	0	0	0	0	0	0	0	0	0	0	1
05:00	0	0	1	0	0	0	0	0	0	0	0	0	0	1
06:00	0	0	2	2	0	1	0	0	0	0	0	0	0	5
07:00	0	10	41	27	2	0	0	0	0	0	0	0	0	80
08:00	0	9	13	6	0	0	0	0	0	0	0	0	0	28
09:00	2	3	11	4	0	0	0	0	0	0	0	0	0	20
10:00	1	5	6	5	1	0	0	0	0	0	0	0	0	18
11:00	2	5	14	2	1	0	0	0	0	0	0	0	0	24
12:00 PM	2	7	12	6	0	0	0	0	0	0	0	0	0	27
13:00	4	8	24	12	1	0	0	0	0	0	0	0	0	49
14:00	0	16	30	18	3	0	0	0	0	0	0	0	0	67
15:00	1	11	15	9	1	0	0	0	0	0	0	0	0	37
16:00	2	9	9	4	0	1	0	0	0	0	0	0	0	25
17:00	2	3	13	14	1	0	0	0	0	0	0	0	0	33
18:00	0	5	14	8	2	0	0	0	0	0	0	0	0	29
19:00	0	1	3	3	0	0	0	0	0	0	0	0	0	7
20:00	0	1	8	2	0	0	0	0	0	0	0	0	0	11
21:00	0	0	5	1	0	0	0	0	0	0	0	0	0	6
22:00	0	0	3	1	0	0	0	0	0	0	0	0	0	4
23:00	0	0	0	1	0	0	0	0	0	0	0	0	0	1
Totals	16	93	226	125	12	2								474
% of Totals	3%	20%	48%	26%	3%	0%								100%

AM Volumes	5	32	90	46	4	1	0	0	0	0	0	0	0	178
% AM	1%	7%	19%	10%	1%	0%								38%
AM Peak Hour	09:00	07:00	07:00	07:00	07:00	06:00								07:00
Volume	2	10	41	27	2	1								80
PM Volumes	11	61	136	79	8	1	0	0	0	0	0	0	0	296
% PM	2%	13%	29%	17%	2%	0%								62%
PM Peak Hour	13:00	14:00	14:00	14:00	14:00	16:00								14:00
Volume	4	16	30	18	3	1								67

Directional Peak Periods	AM 7-9			NOON 12-2			PM 4-6			Off Peak Volumes		
All Speeds	Volume	↔	%	Volume	↔	%	Volume	↔	%	Volume	↔	%
	108	↔	23%	76	↔	16%	58	↔	12%	232	↔	49%

Street Name	Direction	Percentiles					
		15th	50th	Average	85th	95th	ADT
W Oak St	East Bound	18	23	23	28	30	474
W Oak St	West Bound	16	21	21	27	30	480

Prepared by National Data & Surveying Services

SPEED

W Oak St Bet. S Lamer St & S Parish Pl

Day: Tuesday
Date: 1/18/2022

City: Burbank
Project #: CA22_020022_013w

West Bound

Time	< 15	15 - 19	20 - 24	25 - 29	30 - 34	35 - 39	40 - 44	45 - 49	50 - 54	55 - 59	60 - 64	65 - 69	70 +	Total
00:00 AM	0	0	0	0	0	0	0	0	0	0	0	0	0	**0**
01:00	1	0	0	0	0	0	0	0	0	0	0	0	0	**1**
02:00	0	0	0	1	0	0	0	0	0	0	0	0	0	**1**
03:00	0	1	0	0	0	0	0	0	0	0	0	0	0	**1**
04:00	0	0	0	0	0	0	0	0	0	0	0	0	0	**0**
05:00	0	1	0	1	0	0	0	0	0	0	0	0	0	**2**
06:00	0	2	1	0	0	0	0	0	0	0	0	0	0	**3**
07:00	6	14	35	17	4	0	0	0	0	0	0	0	0	**76**
08:00	6	14	9	4	0	0	0	0	0	0	0	0	0	**33**
09:00	3	6	2	1	0	0	0	0	0	0	0	0	0	**12**
10:00	4	6	9	4	0	0	0	0	0	0	0	0	0	**23**
11:00	4	9	6	6	0	1	0	0	0	0	0	0	0	**26**
12:00 PM	3	17	12	8	1	0	0	0	0	0	0	0	0	**41**
13:00	8	10	13	5	1	1	0	0	0	0	0	0	0	**38**
14:00	3	27	33	14	2	0	0	0	0	0	0	0	0	**79**
15:00	7	13	11	5	2	0	0	0	0	0	0	0	0	**38**
16:00	2	7	6	3	1	0	0	0	0	0	0	0	0	**19**
17:00	3	10	14	4	1	0	0	0	0	0	0	0	0	**32**
18:00	3	3	9	4	1	0	0	0	0	0	0	0	0	**20**
19:00	2	7	4	2	0	1	0	0	0	0	0	0	0	**16**
20:00	0	2	5	0	0	0	0	0	0	0	0	0	0	**7**
21:00	1	2	2	2	0	0	0	0	0	0	0	0	0	**7**
22:00	0	1	3	0	0	0	0	0	0	0	0	0	0	**4**
23:00	0	1	0	0	0	0	0	0	0	0	0	0	0	**1**
Totals	**56**	**153**	**174**	**81**	**13**	**3**								**480**
% of Totals	12%	32%	36%	17%	3%	1%								100%

AM Volumes	24	53	62	34	4	1	0	0	0	0	0	0	0	178
% AM	5%	11%	13%	7%	1%	0%								37%
AM Peak Hour	07:00	07:00	07:00	07:00	07:00	11:00								07:00
Volume	6	14	35	17	4	1								76
PM Volumes	32	100	112	47	9	2	0	0	0	0	0	0	0	302
% PM	7%	21%	23%	10%	2%	0%								63%
PM Peak Hour	13:00	14:00	14:00	14:00	14:00	13:00								14:00
Volume	8	27	33	14	2	1								79

Directional Peak Periods	**AM 7-9**			**NOON 12-2**			**PM 4-6**			**Off Peak Volumes**		
All Speeds	Volume	↔	%	Volume	↔	%	Volume	↔	%	Volume	↔	%
	109		23%	79		16%	51		11%	241		50%

Street Name	Direction	Percentiles					
		15th	50th	Average	85th	95th	ADT
W Oak St	East Bound	18	23	23	28	30	474
W Oak St	West Bound	16	21	21	27	30	480

Prepared by National Data & Surveying Services

SPEED

W Oak St Bet. S Lamer St & S Parish Pl

Day: Tuesday
Date: 1/18/2022

City: Burbank
Project #: CA22_020022_013

Summary

Time	< 15	15 - 19	20 - 24	25 - 29	30 - 34	35 - 39	40 - 44	45 - 49	50 - 54	55 - 59	60 - 64	65 - 69	70 +	Total
00:00 AM	0	0	0	0	0	0	0	0	0	0	0	0	0	0
01:00	1	0	1	0	0	0	0	0	0	0	0	0	0	2
02:00	0	0	0	1	0	0	0	0	0	0	0	0	0	1
03:00	0	1	0	0	0	0	0	0	0	0	0	0	0	1
04:00	0	0	1	0	0	0	0	0	0	0	0	0	0	1
05:00	0	1	1	1	0	0	0	0	0	0	0	0	0	3
06:00	0	2	3	2	0	1	0	0	0	0	0	0	0	8
07:00	6	24	76	44	6	0	0	0	0	0	0	0	0	156
08:00	6	23	22	10	0	0	0	0	0	0	0	0	0	61
09:00	5	9	13	5	0	0	0	0	0	0	0	0	0	32
10:00	5	11	15	9	1	0	0	0	0	0	0	0	0	41
11:00	6	14	20	8	1	1	0	0	0	0	0	0	0	50
12:00 PM	5	24	24	14	1	0	0	0	0	0	0	0	0	68
13:00	12	18	37	17	2	1	0	0	0	0	0	0	0	87
14:00	3	43	63	32	5	0	0	0	0	0	0	0	0	146
15:00	8	24	26	14	3	0	0	0	0	0	0	0	0	75
16:00	4	16	15	7	1	1	0	0	0	0	0	0	0	44
17:00	5	13	27	18	2	0	0	0	0	0	0	0	0	65
18:00	3	8	23	12	3	0	0	0	0	0	0	0	0	49
19:00	2	8	7	5	0	1	0	0	0	0	0	0	0	23
20:00	0	3	13	2	0	0	0	0	0	0	0	0	0	18
21:00	1	2	7	3	0	0	0	0	0	0	0	0	0	13
22:00	0	1	6	1	0	0	0	0	0	0	0	0	0	8
23:00	0	1	0	1	0	0	0	0	0	0	0	0	0	2
Totals	72	246	400	206	25	5								954
% of Totals	8%	26%	42%	22%	3%	1%								100%

AM Volumes	29	85	152	80	8	2	0	0	0	0	0	0	0	356
% AM	3%	9%	16%	8%	1%	0%								37%
AM Peak Hour	07:00	07:00	07:00	07:00	07:00	06:00								07:00
Volume	6	24	76	44	6	1								156
PM Volumes	43	161	248	126	17	3	0	0	0	0	0	0	0	598
% PM	5%	17%	26%	13%	2%	0%								63%
PM Peak Hour	13:00	14:00	14:00	14:00	14:00	13:00								14:00
Volume	12	43	63	32	5	1								146

Directional Peak Periods	AM 7-9			NOON 12-2			PM 4-6			Off Peak Volumes		
All Speeds	Volume		%	Volume		%	Volume		%	Volume		%
	217	↔	23%	155	↔	16%	109	↔	11%	473	↔	50%

Street Name	Direction	Percentiles					
		15th	50th	Average	85th	95th	ADT
W Oak St	Summary	16	22	22	27	30	954

Prepared by NDS/ATD

Prepared by National Data & Surveying Services

VOLUME

W Oak St Bet. S Lamer St & S Parish Pl

Day: Tuesday
Date: 1/18/2022

City: Burbank
Project #: CA22_020022_013

DAILY TOTALS	NB	SB	EB	WB	Total
	0	0	474	480	954

AM Period	NB		SB		EB		WB		TOTAL		PM Period	NB		SB		EB		WB		TOTAL	
00:00	0		0		0		0				12:00	0		0		4		10		14	
00:15	0		0		0		0				12:15	0		0		9		11		20	
00:30	0		0		0		0				12:30	0		0		5		9		14	
00:45	0		0		0		0				12:45	0		0		9	27	11	41	20	68
01:00	0		0		0		1		1		13:00	0		0		5		5		10	
01:15	0		0		1		0		1		13:15	0		0		7		6		13	
01:30	0		0		0		0				13:30	0		0		19		12		31	
01:45	0		0		0	1	0	1		2	13:45	0		0		18	49	15	38	33	87
02:00	0		0		0		0				14:00	0		0		13		9		22	
02:15	0		0		0		1		1		14:15	0		0		37		44		81	
02:30	0		0		0		0				14:30	0		0		10		20		30	
02:45	0		0		0		0	1		1	14:45	0		0		7	67	6	79	13	146
03:00	0		0		0		0				15:00	0		0		8		7		15	
03:15	0		0		0		0				15:15	0		0		13		12		25	
03:30	0		0		0		0				15:30	0		0		7		7		14	
03:45	0		0		0		1	1	1	1	15:45	0		0		9	37	12	38	21	75
04:00	0		0		0		0				16:00	0		0		6		4		10	
04:15	0		0		0		0				16:15	0		0		6		7		13	
04:30	0		0		1		0		1		16:30	0		0		9		4		13	
04:45	0		0		0	1	0			1	16:45	0		0		4	25	4	19	8	44
05:00	0		0		0		0				17:00	0		0		4		7		11	
05:15	0		0		0		0				17:15	0		0		10		10		20	
05:30	0		0		0		2		2		17:30	0		0		10		8		18	
05:45	0		0		1	1	0	2	1	3	17:45	0		0		9	33	7	32	16	65
06:00	0		0		0		1		1		18:00	0		0		6		6		12	
06:15	0		0		0		0				18:15	0		0		9		2		11	
06:30	0		0		3		1		4		18:30	0		0		4		3		7	
06:45	0		0		2	5	1	3	3	8	18:45	0		0		10	29	9	20	19	49
07:00	0		0		1		2		3		19:00	0		0		2		7		9	
07:15	0		0		6		7		13		19:15	0		0		4		4		8	
07:30	0		0		25		27		52		19:30	0		0		1		4		5	
07:45	0		0		48	80	40	76	88	156	19:45	0		0		0	7	1	16	1	23
08:00	0		0		5		16		21		20:00	0		0		2		1		3	
08:15	0		0		9		4		13		20:15	0		0		4		3		7	
08:30	0		0		7		8		15		20:30	0		0		3		0		3	
08:45	0		0		7	28	5	33	12	61	20:45	0		0		2	11	3	7	5	18
09:00	0		0		5		2		7		21:00	0		0		1		2		3	
09:15	0		0		6		1		7		21:15	0		0		1		2		3	
09:30	0		0		5		4		9		21:30	0		0		2		1		3	
09:45	0		0		4	20	5	12	9	32	21:45	0		0		2	6	2	7	4	13
10:00	0		0		2		4		6		22:00	0		0		1		0		1	
10:15	0		0		8		8		16		22:15	0		0		2		2		4	
10:30	0		0		5		8		13		22:30	0		0		0		2		2	
10:45	0		0		3	18	3	23	6	41	22:45	0		0		1	4	0	4	1	8
11:00	0		0		8		2		10		23:00	0		0		0		0			
11:15	0		0		6		9		15		23:15	0		0		0		1		1	
11:30	0		0		7		8		15		23:30	0		0		1		0		1	
11:45	0		0		3	24	7	26	10	50	23:45	0		0		0	1	0	1		2
TOTALS						178		178		356	TOTALS						296		302		598
SPLIT %						50.0%		50.0%		37.3%	SPLIT %						49.5%		50.5%		62.7%

DAILY TOTALS	NB	SB	EB	WB	Total
	0	0	474	480	954

AM Peak Hour			07:30	07:15	07:15	PM Peak Hour			13:30	13:45	13:30
AM Pk Volume			87	90	174	PM Pk Volume			87	88	167
Pk Hr Factor			0.453	0.563	0.494	Pk Hr Factor			0.588	0.500	0.515
7 - 9 Volume	0	0	108	109	217	4 - 6 Volume	0	0	58	51	109
7 - 9 Peak Hour			07:30	07:15	07:15	4 - 6 Peak Hour			17:00	17:00	17:00
7 - 9 Pk Volume	0	0	87	90	174	4 - 6 Pk Volume	0	0	33	32	65
Pk Hr Factor	0.000	0.000	0.453	0.563	0.494	Pk Hr Factor	0.000	0.000	0.825	0.800	0.813

Prepared by NDS/ATD

Project #: CA22_020022_013 **City:** Burbank

Location: W Oak St Bet. S Lamer St & S Parish Pl **Date:** 1/18/2022

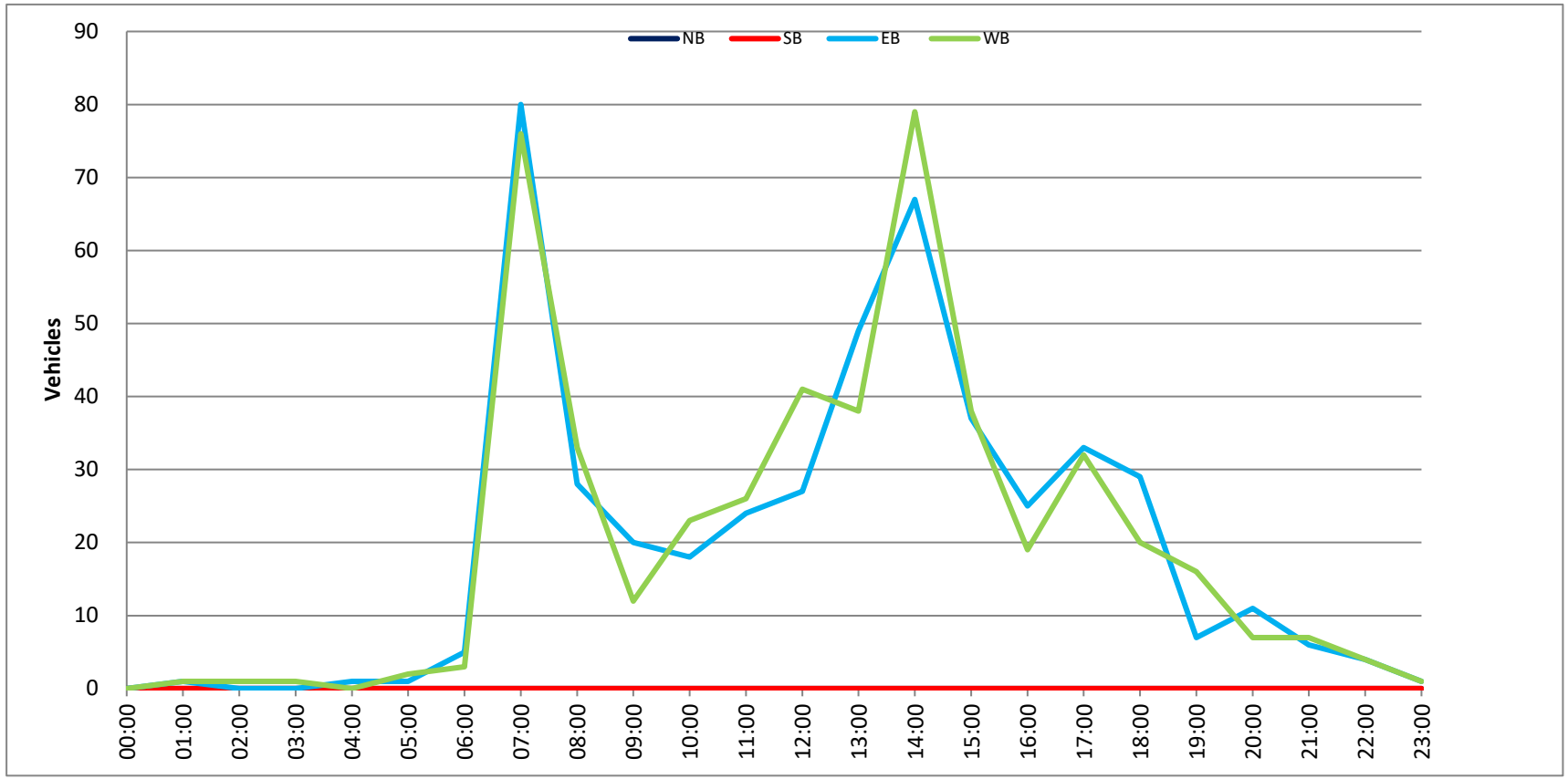

Prepared by National Data & Surveying Services

SPEED

W Oak St Bet. S Lamer St & S Parish Pl

Day: Wednesday
Date: 1/19/2022

City: Burbank
Project #: CA22_020022_013e

East Bound

Time	< 15	15 - 19	20 - 24	25 - 29	30 - 34	35 - 39	40 - 44	45 - 49	50 - 54	55 - 59	60 - 64	65 - 69	70 +	Total
00:00 AM	0	0	0	0	0	0	0	0	0	0	0	0	0	0
00:15	0	0	0	0	0	0	0	0	0	0	0	0	0	0
00:30	0	0	0	0	0	0	0	0	0	0	0	0	0	0
00:45	0	0	0	0	0	0	0	0	0	0	0	0	0	0
01:00	0	1	0	0	0	0	0	0	0	0	0	0	0	1
01:15	0	0	0	0	0	0	0	0	0	0	0	0	0	0
01:30	0	0	0	0	0	0	0	0	0	0	0	0	0	0
01:45	0	0	0	0	0	0	0	0	0	0	0	0	0	0
02:00	0	0	0	0	0	0	0	0	0	0	0	0	0	0
02:15	0	0	0	0	0	0	0	0	0	0	0	0	0	0
02:30	0	0	0	0	0	0	0	0	0	0	0	0	0	0
02:45	0	0	0	0	0	0	0	0	0	0	0	0	0	0
03:00	0	0	0	0	0	0	0	0	0	0	0	0	0	0
03:15	0	0	0	1	0	0	0	0	0	0	0	0	0	1
03:30	0	0	0	0	0	0	0	0	0	0	0	0	0	0
03:45	0	0	0	0	0	0	0	0	0	0	0	0	0	0
04:00	0	0	0	0	0	0	0	0	0	0	0	0	0	0
04:15	0	0	0	0	0	0	0	0	0	0	0	0	0	0
04:30	0	0	1	0	0	0	0	0	0	0	0	0	0	1
04:45	0	1	0	0	0	0	0	0	0	0	0	0	0	1
05:00	0	0	0	0	0	0	0	0	0	0	0	0	0	0
05:15	0	0	0	0	0	0	0	0	0	0	0	0	0	0
05:30	0	0	1	0	0	0	0	0	0	0	0	0	0	1
05:45	0	0	0	0	0	0	0	0	0	0	0	0	0	0
06:00	0	0	0	0	0	0	0	0	0	0	0	0	0	0
06:15	0	0	1	0	0	0	0	0	0	0	0	0	0	1
06:30	0	0	2	0	0	0	0	0	0	0	0	0	0	2
06:45	0	0	4	2	1	0	0	0	0	0	0	0	0	7
07:00	0	0	1	0	0	0	0	0	0	0	0	0	0	1
07:15	1	0	2	1	0	0	0	0	0	0	0	0	0	4
07:30	0	1	12	6	0	0	0	0	0	0	0	0	0	19
07:45	0	7	31	11	3	0	0	0	0	0	0	0	0	52
08:00	0	1	4	3	0	0	0	0	0	0	0	0	0	8
08:15	1	0	6	0	0	0	0	0	0	0	0	0	0	7
08:30	0	2	2	0	0	0	0	0	0	0	0	0	0	4
08:45	0	2	2	0	1	0	0	0	0	0	0	0	0	5
09:00	0	2	2	4	0	0	0	0	0	0	0	0	0	8
09:15	0	1	2	1	0	0	0	0	0	0	0	0	0	4
09:30	0	1	4	1	0	0	0	0	0	0	0	0	0	6
09:45	0	2	1	1	0	0	0	0	0	0	0	0	0	4
10:00	0	2	3	0	0	0	0	0	0	0	0	0	0	5
10:15	0	3	1	4	0	0	0	0	0	0	0	0	0	8
10:30	0	1	4	0	0	0	0	0	0	0	0	0	0	5
10:45	1	1	2	3	0	0	0	0	0	0	0	0	0	7
11:00	0	2	2	1	0	0	0	0	0	0	0	0	0	5
11:15	1	0	5	0	0	0	0	0	0	0	0	0	0	6
11:30	0	1	4	2	0	0	0	0	0	0	0	0	0	7
11:45	0	4	1	1	0	0	0	0	0	0	0	0	0	6
12:00 PM	0	2	2	3	0	0	0	0	0	0	0	0	0	7
12:15	0	2	6	4	0	0	0	0	0	0	0	0	0	12
12:30	0	2	2	3	0	0	0	0	0	0	0	0	0	7
12:45	0	3	4	2	0	0	0	0	0	0	0	0	0	9
13:00	1	2	4	2	0	0	0	0	0	0	0	0	0	9
13:15	3	3	2	1	1	0	0	0	0	0	0	0	0	10
13:30	3	1	2	0	0	0	0	0	0	0	0	0	0	6
13:45	0	1	4	3	1	0	0	0	0	0	0	0	0	9
14:00	0	2	2	2	0	0	0	0	0	0	0	0	0	6
14:15	0	2	4	2	0	0	0	0	0	0	0	0	0	8
14:30	0	4	9	3	0	0	0	0	0	0	0	0	0	16
14:45	1	5	15	6	0	0	0	0	0	0	0	0	0	27
15:00	1	6	12	7	0	0	0	0	0	0	0	0	0	26
15:15	0	3	10	0	1	0	0	0	0	0	0	0	0	14
15:30	0	2	8	2	0	0	0	0	0	0	0	0	0	12
15:45	0	1	5	4	0	0	0	0	0	0	0	0	0	10
16:00	0	1	5	3	1	0	0	0	0	0	0	0	0	10
16:15	0	0	4	3	0	0	0	0	0	0	0	0	0	7
16:30	0	0	1	1	1	0	0	0	0	0	0	0	0	3
16:45	0	3	2	1	0	0	0	0	0	0	0	0	0	6
17:00	1	0	6	3	0	0	0	0	0	0	0	0	0	10
17:15	0	1	2	1	0	0	0	0	0	0	0	0	0	4
17:30	0	3	4	2	0	0	0	0	0	0	0	0	0	9
17:45	1	0	6	0	0	0	0	0	0	0	0	0	0	7
18:00	0	0	4	1	0	0	0	0	0	0	0	0	0	5
18:15	0	0	3	2	0	0	0	0	0	0	0	0	0	5
18:30	0	1	4	2	0	0	0	0	0	0	0	0	0	7
18:45	0	2	2	3	0	0	0	0	0	0	0	0	0	7
19:00	0	1	3	1	0	0	0	0	0	0	0	0	0	5
19:15	0	0	3	0	0	0	0	0	0	0	0	0	0	3
19:30	0	0	1	2	2	0	0	0	0	0	0	0	0	5
19:45	0	1	1	0	0	1	0	0	0	0	0	0	0	3
20:00	0	2	0	1	0	0	0	0	0	0	0	0	0	3
20:15	0	1	0	0	0	0	0	0	0	0	0	0	0	1
20:30	0	0	3	0	0	0	0	0	0	0	0	0	0	3
20:45	0	0	1	0	0	0	0	0	0	0	0	0	0	1
21:00	0	0	3	0	1	0	0	0	0	0	0	0	0	4
21:15	0	0	0	0	0	0	0	0	0	0	0	0	0	0
21:30	0	1	1	0	0	0	0	0	0	0	0	0	0	2
21:45	0	0	0	1	0	0	0	0	0	0	0	0	0	1
22:00	0	0	1	0	0	0	0	0	0	0	0	0	0	1
22:15	0	0	1	0	0	0	0	0	0	0	0	0	0	1
22:30	0	0	0	0	0	0	0	0	0	0	0	0	0	0
22:45	0	0	1	0	0	0	0	0	0	0	0	0	0	1
23:00	0	0	0	0	0	0	0	0	0	0	0	0	0	0
23:15	0	0	0	0	0	0	0	0	0	0	0	0	0	0
23:30	0	0	1	0	0	0	0	0	0	0	0	0	0	1
23:45	0	0	0	0	0	0	0	0	0	0	0	0	0	0
Totals	15	93	254	113	11	1								489
% of Totals	3%	19%	52%	23%	3%	0%								100%

AM Volumes	4	35	100	42	5	0	0	0	0	0	0	0	0	186
% AM	1%	7%	20%	9%	1%									38%
AM Peak Hour	10:30	07:45	07:30	07:15	07:00									07:30
Volume	2	10	53	21	3									86
PM Volumes	11	58	154	71	6	1	0	0	0	0	0	0	0	303
% PM	2%	12%	31%	15%	2%	0%								62%
PM Peak Hour	12:45	14:30	14:30	14:15	13:00	19:00								14:30
Volume	7	18	46	18	2	1								83

Directional Peak Periods	AM 7-9			NOON 12-2			PM 4-6			Off Peak Volumes		
All Classes	Volume	⟷	%	Volume	⟷	%	Volume	⟷	%	Volume	⟷	%
	100	⟷	20%	69	⟷	14%	56	⟷	11%	264	⟷	54%

Street Name	Direction	Percentiles					
		15th	50th	Average	85th	95th	ADT
W Oak St	East Bound	18	23	23	27	30	489
W Oak St	West Bound	14	20	20	25	29	463

Prepared by National Data & Surveying Services

SPEED

W Oak St Bet. S Lamer St & S Parish Pl

Day: Wednesday
Date: 1/19/2022

City: Burbank
Project #: CA22_020022_013w

West Bound

Time	< 15	15 - 19	20 - 24	25 - 29	30 - 34	35 - 39	40 - 44	45 - 49	50 - 54	55 - 59	60 - 64	65 - 69	70 +	Total
00:00 AM	0	0	0	0	0	0	0	0	0	0	0	0	0	0
00:15	0	0	0	0	0	0	0	0	0	0	0	0	0	0
00:30	0	0	0	0	0	0	0	0	0	0	0	0	0	0
00:45	0	0	0	0	0	0	0	0	0	0	0	0	0	0
01:00	0	0	0	0	0	0	0	0	0	0	0	0	0	0
01:15	0	0	0	0	0	0	0	0	0	0	0	0	0	0
01:30	0	0	0	0	0	0	0	0	0	0	0	0	0	0
01:45	0	1	0	0	0	0	0	0	0	0	0	0	0	1
02:00	0	2	0	0	0	0	0	0	0	0	0	0	0	2
02:15	0	0	1	0	0	0	0	0	0	0	0	0	0	1
02:30	0	0	1	0	0	0	0	0	0	0	0	0	0	1
02:45	0	0	0	0	0	0	0	0	0	0	0	0	0	0
03:00	0	0	0	0	0	0	0	0	0	0	0	0	0	0
03:15	0	0	0	0	0	0	0	0	0	0	0	0	0	0
03:30	0	0	0	0	0	0	0	0	0	0	0	0	0	0
03:45	0	0	0	0	0	0	0	0	0	0	0	0	0	0
04:00	0	0	0	0	0	0	0	0	0	0	0	0	0	0
04:15	0	0	0	0	0	0	0	0	0	0	0	0	0	0
04:30	0	0	0	0	0	0	0	0	0	0	0	0	0	0
04:45	0	0	0	0	0	0	0	0	0	0	0	0	0	0
05:00	0	0	0	0	0	0	0	0	0	0	0	0	0	0
05:15	0	0	0	1	0	0	0	0	0	0	0	0	0	1
05:30	0	0	0	1	0	0	0	0	0	0	0	0	0	1
05:45	0	0	0	0	0	0	0	0	0	0	0	0	0	0
06:00	0	0	0	0	0	0	0	0	0	0	0	0	0	0
06:15	0	0	0	0	0	0	0	0	0	0	0	0	0	0
06:30	0	1	1	0	0	0	0	0	0	0	0	0	0	2
06:45	1	0	2	0	0	0	0	0	0	0	0	0	0	3
07:00	1	0	2	1	0	0	0	0	0	0	0	0	0	4
07:15	0	1	2	0	1	0	0	0	0	0	0	0	0	4
07:30	0	8	6	5	1	0	0	0	0	0	0	0	0	20
07:45	2	13	13	8	0	0	0	0	0	0	0	0	0	36
08:00	2	4	6	1	1	0	0	0	0	0	0	0	0	14
08:15	1	1	1	3	0	0	0	0	0	0	0	0	0	6
08:30	1	2	1	0	0	0	0	0	0	0	0	0	0	4
08:45	0	1	1	0	0	0	0	0	0	0	0	0	0	2
09:00	1	2	1	0	1	0	0	0	0	0	0	0	0	5
09:15	2	0	2	0	0	0	0	0	0	0	0	0	0	4
09:30	1	2	3	0	0	0	0	0	0	0	0	0	0	6
09:45	1	1	1	2	0	0	0	0	0	0	0	0	0	5
10:00	1	2	2	0	0	0	0	0	0	0	0	0	0	5
10:15	0	1	0	0	0	0	0	0	0	0	0	0	0	1
10:30	0	4	1	0	0	0	0	0	0	0	0	0	0	5
10:45	0	1	2	1	0	0	0	0	0	0	0	0	0	4
11:00	2	1	2	0	0	0	0	0	0	0	0	0	0	5
11:15	2	4	5	0	0	0	0	0	0	0	0	0	0	11
11:30	1	2	5	2	0	0	0	0	0	0	0	0	0	10
11:45	3	2	1	2	0	0	0	0	0	0	0	0	0	8
12:00 PM	1	1	3	0	0	0	0	0	0	0	0	0	0	5
12:15	0	5	2	0	0	0	0	0	0	0	0	0	0	7
12:30	0	2	4	1	0	0	0	0	0	0	0	0	0	7
12:45	3	2	4	4	0	0	0	0	0	0	0	0	0	13
13:00	0	5	4	1	0	0	0	0	0	0	0	0	0	10
13:15	3	3	3	0	0	0	0	0	0	0	0	0	0	9
13:30	0	1	4	1	0	0	0	0	0	0	0	0	0	6
13:45	0	2	1	2	1	0	0	0	0	0	0	0	0	6
14:00	1	4	3	0	0	0	0	0	0	0	0	0	0	8
14:15	4	5	3	1	0	0	0	0	0	0	0	0	0	13
14:30	2	2	5	0	0	0	0	0	0	0	0	0	0	9
14:45	6	1	1	1	0	0	0	0	0	0	0	0	0	9
15:00	4	18	7	2	1	0	0	0	0	0	0	0	0	32
15:15	6	7	4	3	0	0	0	0	0	0	0	0	0	20
15:30	3	3	2	1	0	0	0	0	0	0	0	0	0	9
15:45	2	5	2	3	0	0	0	0	0	0	0	0	0	12
16:00	1	6	6	1	0	0	0	0	0	0	0	0	0	14
16:15	0	1	2	1	0	0	0	0	0	0	0	0	0	4
16:30	2	3	3	1	0	0	0	0	0	0	0	0	0	9
16:45	0	5	2	2	0	0	0	0	0	0	0	0	0	9
17:00	2	0	0	0	0	0	0	0	0	0	0	0	0	2
17:15	5	3	3	1	0	0	0	0	0	0	0	0	0	12
17:30	0	0	1	0	0	0	0	0	0	0	0	0	0	1
17:45	2	7	3	0	0	0	0	0	0	0	0	0	0	12
18:00	0	2	3	0	0	0	0	0	0	0	0	0	0	5
18:15	1	1	1	0	1	0	0	0	0	0	0	0	0	4
18:30	1	0	0	0	1	0	0	0	0	0	0	0	0	2
18:45	0	3	1	0	0	0	0	0	0	0	0	0	0	4
19:00	1	1	2	1	0	0	0	0	0	0	0	0	0	5
19:15	0	5	1	3	0	0	0	0	0	0	0	0	0	9
19:30	1	0	1	0	0	0	0	0	0	0	0	0	0	2
19:45	0	1	0	0	0	0	0	0	0	0	0	0	0	1
20:00	1	0	2	1	0	0	0	0	0	0	0	0	0	4
20:15	0	1	0	0	0	0	0	0	0	0	0	0	0	1
20:30	0	0	1	1	0	0	0	0	0	0	0	0	0	2
20:45	0	0	1	1	0	0	0	0	0	0	0	0	0	2
21:00	0	1	1	0	0	0	0	0	0	0	0	0	0	2
21:15	0	1	0	0	0	0	0	0	0	0	0	0	0	1
21:30	0	1	1	0	0	0	0	0	0	0	0	0	0	2
21:45	0	0	0	0	0	0	0	0	0	0	0	0	0	0
22:00	0	2	0	0	0	0	0	0	0	0	0	0	0	2
22:15	0	1	0	0	0	0	0	0	0	0	0	0	0	1
22:30	1	1	1	1	0	0	0	0	0	0	0	0	0	4
22:45	0	0	0	0	0	0	0	0	0	0	0	0	0	0
23:00	0	0	0	0	0	0	0	0	0	0	0	0	0	0
23:15	0	0	0	1	0	0	0	0	0	0	0	0	0	1
23:30	0	0	0	0	0	0	0	0	0	0	0	0	0	0
23:45	0	0	0	0	0	0	0	0	0	0	0	0	0	0
Totals	75	168	150	62	8									463
% of Totals	16%	36%	32%	13%	2%									100%

AM Volumes	22	56	62	27	4	0	0	0	0	0	0	0	0	171
% AM	5%	12%	13%	6%	1%									37%
AM Peak Hour	11:00	07:15	07:15	07:30	07:15									07:30
Volume	8	26	27	17	3									76
PM Volumes	53	112	88	35	4	0	0	0	0	0	0	0	0	292
% PM	11%	24%	19%	8%	1%									63%
PM Peak Hour	14:45	15:00	14:30	15:00	17:45									15:00
Volume	19	33	17	9	2									73

Directional Peak Periods	AM 7-9			NOON 12-2			PM 4-6			Off Peak Volumes		
All Classes	Volume	⟷	%	Volume	⟷	%	Volume	⟷	%	Volume	⟷	%
	90	⟷	19%	63	⟷	14%	63	⟷	14%	247	⟷	53%

Street Name	Direction	Percentiles					
		15th	50th	Average	85th	95th	ADT
W Oak St	East Bound	18	23	23	27	30	489
W Oak St	West Bound	14	20	20	25	29	463

Prepared by National Data & Surveying Services

SPEED

W Oak St Bet. S Lamer St & S Parish Pl

Day: Wednesday
Date: 1/19/2022

City: Burbank
Project #: CA22_020022_013

Summary

Time	< 15	15 - 19	20 - 24	25 - 29	30 - 34	35 - 39	40 - 44	45 - 49	50 - 54	55 - 59	60 - 64	65 - 69	70 +	Total
00:00 AM	0	0	0	0	0	0	0	0	0	0	0	0	0	0
00:15	0	0	0	0	0	0	0	0	0	0	0	0	0	0
00:30	0	0	0	0	0	0	0	0	0	0	0	0	0	0
00:45	0	0	0	0	0	0	0	0	0	0	0	0	0	0
01:00	0	1	0	0	0	0	0	0	0	0	0	0	0	1
01:15	0	0	0	0	0	0	0	0	0	0	0	0	0	0
01:30	0	0	0	0	0	0	0	0	0	0	0	0	0	0
01:45	0	1	0	0	0	0	0	0	0	0	0	0	0	1
02:00	0	2	0	0	0	0	0	0	0	0	0	0	0	2
02:15	0	0	1	0	0	0	0	0	0	0	0	0	0	1
02:30	0	0	1	0	0	0	0	0	0	0	0	0	0	1
02:45	0	0	0	0	0	0	0	0	0	0	0	0	0	0
03:00	0	0	0	0	0	0	0	0	0	0	0	0	0	0
03:15	0	0	0	1	0	0	0	0	0	0	0	0	0	1
03:30	0	0	0	0	0	0	0	0	0	0	0	0	0	0
03:45	0	0	0	0	0	0	0	0	0	0	0	0	0	0
04:00	0	0	0	0	0	0	0	0	0	0	0	0	0	0
04:15	0	0	0	0	0	0	0	0	0	0	0	0	0	0
04:30	0	0	1	0	0	0	0	0	0	0	0	0	0	1
04:45	0	1	0	0	0	0	0	0	0	0	0	0	0	1
05:00	0	0	0	0	0	0	0	0	0	0	0	0	0	0
05:15	0	0	0	1	0	0	0	0	0	0	0	0	0	1
05:30	0	0	1	1	0	0	0	0	0	0	0	0	0	2
05:45	0	0	0	0	0	0	0	0	0	0	0	0	0	0
06:00	0	0	0	0	0	0	0	0	0	0	0	0	0	0
06:15	0	0	1	0	0	0	0	0	0	0	0	0	0	1
06:30	0	1	3	0	0	0	0	0	0	0	0	0	0	4
06:45	1	0	6	2	1	0	0	0	0	0	0	0	0	10
07:00	1	0	3	1	0	0	0	0	0	0	0	0	0	5
07:15	1	1	4	1	1	0	0	0	0	0	0	0	0	8
07:30	0	9	18	11	1	0	0	0	0	0	0	0	0	39
07:45	2	20	44	19	3	0	0	0	0	0	0	0	0	88
08:00	2	5	10	4	1	0	0	0	0	0	0	0	0	22
08:15	2	1	7	3	0	0	0	0	0	0	0	0	0	13
08:30	1	4	3	0	0	0	0	0	0	0	0	0	0	8
08:45	0	3	3	0	1	0	0	0	0	0	0	0	0	7
09:00	1	4	3	4	1	0	0	0	0	0	0	0	0	13
09:15	2	1	4	1	0	0	0	0	0	0	0	0	0	8
09:30	1	3	7	1	0	0	0	0	0	0	0	0	0	12
09:45	1	3	2	3	0	0	0	0	0	0	0	0	0	9
10:00	1	4	5	0	0	0	0	0	0	0	0	0	0	10
10:15	0	4	1	4	0	0	0	0	0	0	0	0	0	9
10:30	0	5	5	0	0	0	0	0	0	0	0	0	0	10
10:45	1	2	4	4	0	0	0	0	0	0	0	0	0	11
11:00	2	3	4	1	0	0	0	0	0	0	0	0	0	10
11:15	3	4	10	0	0	0	0	0	0	0	0	0	0	17
11:30	1	3	9	4	0	0	0	0	0	0	0	0	0	17
11:45	3	6	2	3	0	0	0	0	0	0	0	0	0	14
12:00 PM	1	3	5	3	0	0	0	0	0	0	0	0	0	12
12:15	0	7	8	4	0	0	0	0	0	0	0	0	0	19
12:30	0	4	6	4	0	0	0	0	0	0	0	0	0	14
12:45	3	5	8	6	0	0	0	0	0	0	0	0	0	22
13:00	1	7	8	3	0	0	0	0	0	0	0	0	0	19
13:15	6	6	5	1	1	0	0	0	0	0	0	0	0	19
13:30	3	2	6	1	0	0	0	0	0	0	0	0	0	12
13:45	0	3	5	5	2	0	0	0	0	0	0	0	0	15
14:00	1	6	5	2	0	0	0	0	0	0	0	0	0	14
14:15	4	7	7	3	0	0	0	0	0	0	0	0	0	21
14:30	2	6	14	3	0	0	0	0	0	0	0	0	0	25
14:45	7	6	16	7	0	0	0	0	0	0	0	0	0	36
15:00	5	24	19	9	1	0	0	0	0	0	0	0	0	58
15:15	6	10	14	3	1	0	0	0	0	0	0	0	0	34
15:30	3	5	10	3	0	0	0	0	0	0	0	0	0	21
15:45	2	6	7	7	0	0	0	0	0	0	0	0	0	22
16:00	1	7	11	4	1	0	0	0	0	0	0	0	0	24
16:15	0	1	6	4	0	0	0	0	0	0	0	0	0	11
16:30	2	3	4	2	1	0	0	0	0	0	0	0	0	12
16:45	0	8	4	3	0	0	0	0	0	0	0	0	0	15
17:00	3	0	6	3	0	0	0	0	0	0	0	0	0	12
17:15	5	4	5	2	0	0	0	0	0	0	0	0	0	16
17:30	0	3	5	2	0	0	0	0	0	0	0	0	0	10
17:45	3	7	9	0	0	0	0	0	0	0	0	0	0	19
18:00	0	2	7	1	0	0	0	0	0	0	0	0	0	10
18:15	1	1	4	2	1	0	0	0	0	0	0	0	0	9
18:30	1	1	4	2	1	0	0	0	0	0	0	0	0	9
18:45	0	5	3	3	0	0	0	0	0	0	0	0	0	11
19:00	1	2	5	2	0	0	0	0	0	0	0	0	0	10
19:15	0	5	4	3	0	0	0	0	0	0	0	0	0	12
19:30	1	0	2	2	2	0	0	0	0	0	0	0	0	7
19:45	0	2	1	0	0	1	0	0	0	0	0	0	0	4
20:00	1	2	2	2	0	0	0	0	0	0	0	0	0	7
20:15	0	2	0	0	0	0	0	0	0	0	0	0	0	2
20:30	0	0	4	1	0	0	0	0	0	0	0	0	0	5
20:45	0	0	2	1	0	0	0	0	0	0	0	0	0	3
21:00	0	1	4	0	1	0	0	0	0	0	0	0	0	6
21:15	0	1	0	0	0	0	0	0	0	0	0	0	0	1
21:30	0	2	2	0	0	0	0	0	0	0	0	0	0	4
21:45	0	0	0	1	0	0	0	0	0	0	0	0	0	1
22:00	0	2	1	0	0	0	0	0	0	0	0	0	0	3
22:15	0	1	1	0	0	0	0	0	0	0	0	0	0	2
22:30	1	1	1	1	0	0	0	0	0	0	0	0	0	4
22:45	0	0	1	0	0	0	0	0	0	0	0	0	0	1
23:00	0	0	0	0	0	0	0	0	0	0	0	0	0	0
23:15	0	0	0	1	0	0	0	0	0	0	0	0	0	1
23:30	0	0	1	0	0	0	0	0	0	0	0	0	0	1
23:45	0	0	0	0	0	0	0	0	0	0	0	0	0	0
Totals	90	261	404	175	21	1								952
% of Totals	9%	27%	42%	18%	2%	0%								100%

AM Volumes	26	91	162	68	9	0	0	0	0	0	0	0	0	357
% AM	3%	10%	17%	7%	1%									38%
AM Peak Hour	11:00	07:15	07:30	07:30	07:15									07:30
Volume	9	35	79	37	6									162
PM Volumes	64	170	242	106	12	1	0	0	0	0	0	0	0	595
% PM	7%	18%	25%	11%	1%	0%								63%
PM Peak Hour	14:45	14:30	14:30	14:15	13:00	19:00								14:30
Volume	21	46	63	22	3	1								153

Directional Peak Periods	AM 7-9			NOON 12-2			PM 4-6			Off Peak Volumes		
All Classes	Volume	⟷	%	Volume	⟷	%	Volume	⟷	%	Volume	⟷	%
	190		20%	132		14%	119		13%	511		54%

Street Name	Direction	Percentiles					
		15th	50th	Average	85th	95th	ADT
W Oak St	Summary	16	22	21	27	29	952

Prepared by National Data & Surveying Services

SPEED

W Oak St Bet. S Lamer St & S Parish Pl

Day: Wednesday
Date: 1/19/2022

City: Burbank
Project #: CA22_020022_013e

East Bound

Time	< 15	15 - 19	20 - 24	25 - 29	30 - 34	35 - 39	40 - 44	45 - 49	50 - 54	55 - 59	60 - 64	65 - 69	70 +	Total
00:00 AM	0	0	0	0	0	0	0	0	0	0	0	0	0	0
01:00	0	1	0	0	0	0	0	0	0	0	0	0	0	1
02:00	0	0	0	0	0	0	0	0	0	0	0	0	0	0
03:00	0	0	0	1	0	0	0	0	0	0	0	0	0	1
04:00	0	1	1	0	0	0	0	0	0	0	0	0	0	2
05:00	0	0	1	0	0	0	0	0	0	0	0	0	0	1
06:00	0	0	7	2	1	0	0	0	0	0	0	0	0	10
07:00	1	8	46	18	3	0	0	0	0	0	0	0	0	76
08:00	1	5	14	3	1	0	0	0	0	0	0	0	0	24
09:00	0	6	9	7	0	0	0	0	0	0	0	0	0	22
10:00	1	7	10	7	0	0	0	0	0	0	0	0	0	25
11:00	1	7	12	4	0	0	0	0	0	0	0	0	0	24
12:00 PM	0	9	14	12	0	0	0	0	0	0	0	0	0	35
13:00	7	7	12	6	2	0	0	0	0	0	0	0	0	34
14:00	1	13	30	13	0	0	0	0	0	0	0	0	0	57
15:00	1	12	35	13	1	0	0	0	0	0	0	0	0	62
16:00	0	4	12	8	2	0	0	0	0	0	0	0	0	26
17:00	2	4	18	6	0	0	0	0	0	0	0	0	0	30
18:00	0	3	13	8	0	0	0	0	0	0	0	0	0	24
19:00	0	2	8	3	2	1	0	0	0	0	0	0	0	16
20:00	0	3	4	1	0	0	0	0	0	0	0	0	0	8
21:00	0	1	4	1	1	0	0	0	0	0	0	0	0	7
22:00	0	0	3	0	0	0	0	0	0	0	0	0	0	3
23:00	0	0	1	0	0	0	0	0	0	0	0	0	0	1
Totals	15	93	254	113	13	1								489
% of Totals	3%	19%	52%	23%	3%	0%								100%

AM Volumes	4	35	100	42	5	0	0	0	0	0	0	0	0	186
% AM	1%	7%	20%	9%	1%									38%
AM Peak Hour	07:00	07:00	07:00	07:00	07:00									07:00
Volume	1	8	46	18	3									76
PM Volumes	11	58	154	71	8	1	0	0	0	0	0	0	0	303
% PM	2%	12%	31%	15%	2%	0%								62%
PM Peak Hour	13:00	14:00	15:00	14:00	13:00	19:00								15:00
Volume	7	13	35	13	2	1								62

Directional Peak Periods	AM 7-9			NOON 12-2			PM 4-6			Off Peak Volumes		
All Speeds	Volume	↔	%	Volume	↔	%	Volume	↔	%	Volume	↔	%
	100	↔	20%	69	↔	14%	56	↔	11%	264	↔	54%

Street Name	Direction	Percentiles					
		15th	50th	Average	85th	95th	ADT
W Oak St	East Bound	18	23	23	27	30	489
W Oak St	West Bound	14	20	20	25	29	463

Prepared by National Data & Surveying Services

SPEED

W Oak St Bet. S Lamer St & S Parish Pl

Day: Wednesday
Date: 1/19/2022

City: Burbank
Project #: CA22_020022_013w

West Bound

Time	< 15	15 - 19	20 - 24	25 - 29	30 - 34	35 - 39	40 - 44	45 - 49	50 - 54	55 - 59	60 - 64	65 - 69	70 +	Total
00:00 AM	0	0	0	0	0	0	0	0	0	0	0	0	0	**0**
01:00	0	1	0	0	0	0	0	0	0	0	0	0	0	**1**
02:00	0	2	2	0	0	0	0	0	0	0	0	0	0	**4**
03:00	0	0	0	0	0	0	0	0	0	0	0	0	0	**0**
04:00	0	0	0	0	0	0	0	0	0	0	0	0	0	**0**
05:00	0	0	0	2	0	0	0	0	0	0	0	0	0	**2**
06:00	1	1	3	0	0	0	0	0	0	0	0	0	0	**5**
07:00	3	22	23	14	2	0	0	0	0	0	0	0	0	**64**
08:00	4	8	9	4	1	0	0	0	0	0	0	0	0	**26**
09:00	5	5	7	2	1	0	0	0	0	0	0	0	0	**20**
10:00	1	8	5	1	0	0	0	0	0	0	0	0	0	**15**
11:00	8	9	13	4	0	0	0	0	0	0	0	0	0	**34**
12:00 PM	4	10	13	5	0	0	0	0	0	0	0	0	0	**32**
13:00	3	11	12	4	1	0	0	0	0	0	0	0	0	**31**
14:00	13	12	12	2	0	0	0	0	0	0	0	0	0	**39**
15:00	15	33	15	9	1	0	0	0	0	0	0	0	0	**73**
16:00	3	15	13	5	0	0	0	0	0	0	0	0	0	**36**
17:00	9	10	7	1	0	0	0	0	0	0	0	0	0	**27**
18:00	2	6	5	0	2	0	0	0	0	0	0	0	0	**15**
19:00	2	7	4	4	0	0	0	0	0	0	0	0	0	**17**
20:00	1	1	4	3	0	0	0	0	0	0	0	0	0	**9**
21:00	0	3	2	0	0	0	0	0	0	0	0	0	0	**5**
22:00	1	4	1	1	0	0	0	0	0	0	0	0	0	**7**
23:00	0	0	0	1	0	0	0	0	0	0	0	0	0	**1**
Totals	**75**	**168**	**150**	**62**	**8**									**463**
% of Totals	16%	36%	32%	13%	2%									100%

AM Volumes	22	56	62	27	4	0	0	0	0	0	0	0	0	171
% AM	5%	12%	13%	6%	1%									37%
AM Peak Hour	11:00	07:00	07:00	07:00	07:00									07:00
Volume	8	22	23	14	2									64
PM Volumes	53	112	88	35	4	0	0	0	0	0	0	0	0	292
% PM	11%	24%	19%	8%	1%									63%
PM Peak Hour	15:00	15:00	15:00	15:00	18:00									15:00
Volume	15	33	15	9	2									73

Directional Peak Periods	**AM 7-9**			**NOON 12-2**			**PM 4-6**			**Off Peak Volumes**		
All Speeds	Volume		%	Volume		%	Volume		%	Volume		%
	90	↔	19%	63	↔	14%	63	↔	14%	247	↔	53%

Street Name	Direction	Percentiles					
		15th	50th	Average	85th	95th	ADT
W Oak St	East Bound	18	23	23	27	30	489
W Oak St	West Bound	14	20	20	25	29	463

Prepared by National Data & Surveying Services

SPEED

W Oak St Bet. S Lamer St & S Parish Pl

Day: Wednesday
Date: 1/19/2022

City: Burbank
Project #: CA22_020022_013

Summary

Time	< 15	15 - 19	20 - 24	25 - 29	30 - 34	35 - 39	40 - 44	45 - 49	50 - 54	55 - 59	60 - 64	65 - 69	70 +	Total
00:00 AM	0	0	0	0	0	0	0	0	0	0	0	0	0	0
01:00	0	2	0	0	0	0	0	0	0	0	0	0	0	2
02:00	0	2	2	0	0	0	0	0	0	0	0	0	0	4
03:00	0	0	0	1	0	0	0	0	0	0	0	0	0	1
04:00	0	1	1	0	0	0	0	0	0	0	0	0	0	2
05:00	0	0	1	2	0	0	0	0	0	0	0	0	0	3
06:00	1	1	10	2	1	0	0	0	0	0	0	0	0	15
07:00	4	30	69	32	5	0	0	0	0	0	0	0	0	140
08:00	5	13	23	7	2	0	0	0	0	0	0	0	0	50
09:00	5	11	16	9	1	0	0	0	0	0	0	0	0	42
10:00	2	15	15	8	0	0	0	0	0	0	0	0	0	40
11:00	9	16	25	8	0	0	0	0	0	0	0	0	0	58
12:00 PM	4	19	27	17	0	0	0	0	0	0	0	0	0	67
13:00	10	18	24	10	3	0	0	0	0	0	0	0	0	65
14:00	14	25	42	15	0	0	0	0	0	0	0	0	0	96
15:00	16	45	50	22	2	0	0	0	0	0	0	0	0	135
16:00	3	19	25	13	2	0	0	0	0	0	0	0	0	62
17:00	11	14	25	7	0	0	0	0	0	0	0	0	0	57
18:00	2	9	18	8	2	0	0	0	0	0	0	0	0	39
19:00	2	9	12	7	2	1	0	0	0	0	0	0	0	33
20:00	1	4	8	4	0	0	0	0	0	0	0	0	0	17
21:00	0	4	6	1	1	0	0	0	0	0	0	0	0	12
22:00	1	4	4	1	0	0	0	0	0	0	0	0	0	10
23:00	0	0	1	1	0	0	0	0	0	0	0	0	0	2
Totals	90	261	404	175	21	1								952
% of Totals	9%	27%	42%	18%	2%	0%								100%

AM Volumes	26	91	162	69	9	0	0	0	0	0	0	0	0	357
% AM	3%	10%	17%	7%	1%									38%
AM Peak Hour	11:00	07:00	07:00	07:00	07:00									07:00
Volume	9	30	69	32	5									140
PM Volumes	64	170	242	106	12	1	0	0	0	0	0	0	0	595
% PM	7%	18%	25%	11%	1%	0%								63%
PM Peak Hour	15:00	15:00	15:00	15:00	13:00	19:00								15:00
Volume	16	45	50	22	3	1								135

Directional Peak Periods	AM 7-9			NOON 12-2			PM 4-6			Off Peak Volumes		
All Speeds	Volume	↔	%	Volume	↔	%	Volume	↔	%	Volume	↔	%
	190		20%	132		14%	119		13%	511		54%

Street Name	Direction	Percentiles					
		15th	50th	Average	85th	95th	ADT
W Oak St	Summary	16	22	21	27	29	952

Prepared by NDS/ATD

Prepared by National Data & Surveying Services

VOLUME

W Oak St Bet. S Lamer St & S Parish Pl

Day: Wednesday
Date: 1/19/2022

City: Burbank
Project #: CA22_020022_013

DAILY TOTALS	NB	SB	EB	WB	Total
	0	0	489	463	952

AM Period	NB		SB		EB		WB		TOTAL		PM Period	NB		SB		EB		WB		TOTAL	
00:00	0		0		0		0				12:00	0		0		7		5		12	
00:15	0		0		0		0				12:15	0		0		12		7		19	
00:30	0		0		0		0				12:30	0		0		7		7		14	
00:45	0		0		0		0				12:45	0		0		9	35	13	32	22	67
01:00	0		0		1		0		1		13:00	0		0		9		10		19	
01:15	0		0		0		0				13:15	0		0		10		9		19	
01:30	0		0		0		0				13:30	0		0		6		6		12	
01:45	0		0		0	1	1	1	1	2	13:45	0		0		9	34	6	31	15	65
02:00	0		0		0		2		2		14:00	0		0		6		8		14	
02:15	0		0		0		1		1		14:15	0		0		8		13		21	
02:30	0		0		0		1		1		14:30	0		0		16		9		25	
02:45	0		0		0		0	4		4	14:45	0		0		27	57	9	39	36	96
03:00	0		0		0		0				15:00	0		0		26		32		58	
03:15	0		0		1		0		1		15:15	0		0		14		20		34	
03:30	0		0		0		0				15:30	0		0		12		9		21	
03:45	0		0		0	1	0			1	15:45	0		0		10	62	12	73	22	135
04:00	0		0		0		0				16:00	0		0		10		14		24	
04:15	0		0		0		0				16:15	0		0		7		4		11	
04:30	0		0		1		0		1		16:30	0		0		3		9		12	
04:45	0		0		1	2	0		1	2	16:45	0		0		6	26	9	36	15	62
05:00	0		0		0		0				17:00	0		0		10		2		12	
05:15	0		0		0		1		1		17:15	0		0		4		12		16	
05:30	0		0		1		1		2		17:30	0		0		9		1		10	
05:45	0		0		0	1	0	2		3	17:45	0		0		7	30	12	27	19	57
06:00	0		0		0		0				18:00	0		0		5		5		10	
06:15	0		0		1		0		1		18:15	0		0		5		4		9	
06:30	0		0		2		2		4		18:30	0		0		7		2		9	
06:45	0		0		7	10	3	5	10	15	18:45	0		0		7	24	4	15	11	39
07:00	0		0		1		4		5		19:00	0		0		5		5		10	
07:15	0		0		4		4		8		19:15	0		0		3		9		12	
07:30	0		0		19		20		39		19:30	0		0		5		2		7	
07:45	0		0		52	76	36	64	88	140	19:45	0		0		3	16	1	17	4	33
08:00	0		0		8		14		22		20:00	0		0		3		4		7	
08:15	0		0		7		6		13		20:15	0		0		1		1		2	
08:30	0		0		4		4		8		20:30	0		0		3		2		5	
08:45	0		0		5	24	2	26	7	50	20:45	0		0		1	8	2	9	3	17
09:00	0		0		8		5		13		21:00	0		0		4		2		6	
09:15	0		0		4		4		8		21:15	0		0		0		1		1	
09:30	0		0		6		6		12		21:30	0		0		2		2		4	
09:45	0		0		4	22	5	20	9	42	21:45	0		0		1	7	0	5	1	12
10:00	0		0		5		5		10		22:00	0		0		1		2		3	
10:15	0		0		8		1		9		22:15	0		0		1		1		2	
10:30	0		0		5		5		10		22:30	0		0		0		4		4	
10:45	0		0		7	25	4	15	11	40	22:45	0		0		1	3	0	7	1	10
11:00	0		0		5		5		10		23:00	0		0		0		0			
11:15	0		0		6		11		17		23:15	0		0		0		1		1	
11:30	0		0		7		10		17		23:30	0		0		1		0		1	
11:45	0		0		6	24	8	34	14	58	23:45	0		0		0	1	0	1		2
TOTALS						186		171		357	TOTALS						303		292		595
SPLIT %						52.1%		47.9%		37.5%	SPLIT %						50.9%		49.1%		62.5%

DAILY TOTALS	NB	SB	EB	WB	Total
	0	0	489	463	952

AM Peak Hour			07:30	07:30	07:30	PM Peak Hour			14:30	15:00	14:30
AM Pk Volume			86	76	162	PM Pk Volume			83	73	153
Pk Hr Factor			0.413	0.528	0.460	Pk Hr Factor			0.769	0.570	0.659
7 - 9 Volume	0	0	100	90	190	4 - 6 Volume	0	0	56	63	119
7 - 9 Peak Hour			07:30	07:30	07:30	4 - 6 Peak Hour			17:00	16:00	16:00
7 - 9 Pk Volume	0	0	86	76	162	4 - 6 Pk Volume	0	0	30	36	62
Pk Hr Factor	0.000	0.000	0.413	0.528	0.460	Pk Hr Factor	0.000	0.000	0.750	0.643	0.646

Prepared by NDS/ATD

Project #: CA22_020022_013 **City:** Burbank

Location: W Oak St Bet. S Lamer St & S Parish Pl **Date:** 1/19/2022

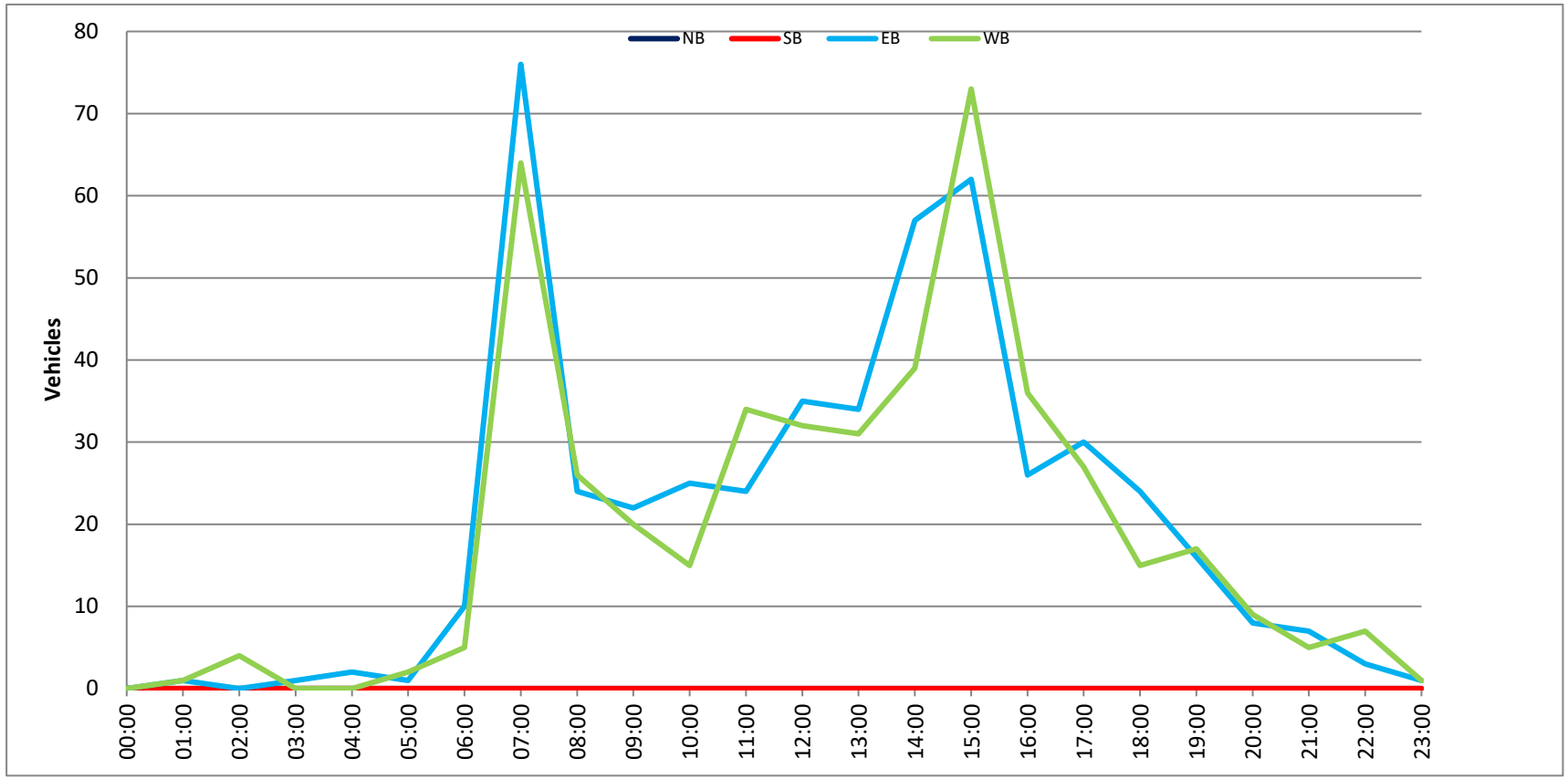

Prepared by National Data & Surveying Services

SPEED

W Oak St Bet. S Lamer St & S Parish Pl

Day: Thursday
Date: 1/20/2022

City: Burbank
Project #: CA22_020022_013e

East Bound

Time	< 15	15 - 19	20 - 24	25 - 29	30 - 34	35 - 39	40 - 44	45 - 49	50 - 54	55 - 59	60 - 64	65 - 69	70 +	Total
00:00 AM	0	0	0	0	0	0	0	0	0	0	0	0	0	0
00:15	0	0	1	1	0	0	0	0	0	0	0	0	0	2
00:30	0	0	0	0	0	0	0	0	0	0	0	0	0	0
00:45	0	0	0	0	0	0	0	0	0	0	0	0	0	0
01:00	0	0	0	0	0	0	0	0	0	0	0	0	0	0
01:15	0	1	0	0	0	0	0	0	0	0	0	0	0	1
01:30	0	0	0	0	0	0	0	0	0	0	0	0	0	0
01:45	0	0	0	1	0	0	0	0	0	0	0	0	0	1
02:00	0	0	0	0	0	0	0	0	0	0	0	0	0	0
02:15	0	0	0	0	0	0	0	0	0	0	0	0	0	0
02:30	0	0	0	1	0	0	0	0	0	0	0	0	0	1
02:45	0	0	0	0	0	0	0	0	0	0	0	0	0	0
03:00	0	0	0	0	0	0	0	0	0	0	0	0	0	0
03:15	0	0	0	0	0	0	0	0	0	0	0	0	0	0
03:30	0	0	0	0	0	0	0	0	0	0	0	0	0	0
03:45	0	0	0	0	0	0	0	0	0	0	0	0	0	0
04:00	0	0	0	0	0	0	0	0	0	0	0	0	0	0
04:15	0	0	0	0	0	0	0	0	0	0	0	0	0	0
04:30	0	0	0	0	0	0	0	0	0	0	0	0	0	0
04:45	0	0	0	0	0	0	0	0	0	0	0	0	0	0
05:00	0	0	0	0	0	0	0	0	0	0	0	0	0	0
05:15	0	0	0	0	0	0	0	0	0	0	0	0	0	0
05:30	0	0	0	0	0	0	0	0	0	0	0	0	0	0
05:45	0	0	0	0	0	0	0	0	0	0	0	0	0	0
06:00	0	0	0	0	0	0	0	0	0	0	0	0	0	0
06:15	0	0	0	0	0	0	0	0	0	0	0	0	0	0
06:30	0	1	4	0	0	0	0	0	0	0	0	0	0	5
06:45	0	0	1	2	0	0	0	0	0	0	0	0	0	3
07:00	0	1	1	1	1	0	0	0	0	0	0	0	0	4
07:15	1	1	0	2	1	0	0	0	0	0	0	0	0	5
07:30	0	3	6	8	1	0	0	0	0	0	0	0	0	18
07:45	0	5	19	11	3	0	0	0	0	0	0	0	0	38
08:00	0	3	3	8	1	0	0	0	0	0	0	0	0	15
08:15	1	0	1	1	0	0	0	0	0	0	0	0	0	3
08:30	1	1	2	2	1	0	0	0	0	0	0	0	0	7
08:45	0	0	3	1	0	0	0	0	0	0	0	0	0	4
09:00	0	0	3	1	0	0	0	0	0	0	0	0	0	4
09:15	1	1	3	2	0	0	0	0	0	0	0	0	0	7
09:30	0	1	4	0	0	0	0	0	0	0	0	0	0	5
09:45	1	0	3	0	0	0	0	0	0	0	0	0	0	4
10:00	0	6	3	0	0	0	0	0	0	0	0	0	0	9
10:15	0	3	5	2	1	0	0	0	0	0	0	0	0	11
10:30	0	2	4	0	0	0	0	0	0	0	0	0	0	6
10:45	0	2	4	1	0	0	0	0	0	0	0	0	0	7
11:00	0	1	6	0	0	0	0	0	0	0	0	0	0	7
11:15	0	1	3	1	0	0	0	0	0	0	0	0	0	5
11:30	3	1	3	0	1	0	0	0	0	0	0	0	0	8
11:45	0	1	4	1	1	0	0	0	0	0	0	0	0	7
12:00 PM	0	0	3	1	0	0	0	0	0	0	0	0	0	4
12:15	0	0	6	1	1	0	0	0	0	0	0	0	0	8
12:30	2	2	6	3	0	0	0	0	0	0	0	0	0	13
12:45	0	0	4	1	0	0	0	0	0	0	0	0	0	5
13:00	0	2	4	2	1	0	0	0	0	0	0	0	0	9
13:15	0	1	4	1	0	0	0	0	0	0	0	0	0	6
13:30	0	0	1	1	1	0	0	0	0	0	0	0	0	3
13:45	0	1	1	4	1	0	0	0	0	0	0	0	0	7
14:00	0	2	3	1	0	0	0	0	0	0	0	0	0	6
14:15	0	4	5	0	1	0	0	0	0	0	0	0	0	10
14:30	0	6	7	4	0	0	0	0	0	0	0	0	0	17
14:45	0	11	12	6	0	0	0	0	0	0	0	0	0	29
15:00	0	4	13	4	1	0	0	0	0	0	0	0	0	22
15:15	0	2	3	5	0	0	0	0	0	0	0	0	0	10
15:30	0	3	5	0	0	0	0	0	0	0	0	0	0	8
15:45	1	0	5	1	0	0	0	0	0	0	0	0	0	7
16:00	0	0	3	3	1	0	0	0	0	0	0	0	0	7
16:15	0	0	2	0	1	0	0	0	0	0	0	0	0	3
16:30	0	4	3	0	0	0	0	0	0	0	0	0	0	7
16:45	0	2	5	2	1	0	0	0	0	0	0	0	0	10
17:00	0	0	8	2	1	0	0	0	0	0	0	0	0	11
17:15	0	4	4	4	0	0	0	0	0	0	0	0	0	12
17:30	1	1	3	3	0	0	0	0	0	0	0	0	0	8
17:45	0	0	2	1	0	0	0	0	0	0	0	0	0	3
18:00	0	0	1	2	0	0	0	0	0	0	0	0	0	3
18:15	0	3	4	2	0	0	0	0	0	0	0	0	0	9
18:30	0	0	2	2	0	0	0	0	0	0	0	0	0	4
18:45	0	1	2	0	1	0	0	0	0	0	0	0	0	4
19:00	0	1	4	1	0	0	0	0	0	0	0	0	0	6
19:15	0	1	0	1	1	0	0	0	0	0	0	0	0	3
19:30	0	0	2	3	0	0	0	0	0	0	0	0	0	5
19:45	1	1	4	0	0	0	0	0	0	0	0	0	0	6
20:00	0	1	2	0	0	0	0	0	0	0	0	0	0	3
20:15	0	1	0	1	0	0	0	0	0	0	0	0	0	2
20:30	0	0	0	0	0	0	0	0	0	0	0	0	0	0
20:45	2	0	0	1	0	0	0	0	0	0	0	0	0	3
21:00	0	1	2	0	0	0	0	0	0	0	0	0	0	3
21:15	0	0	0	0	0	0	0	0	0	0	0	0	0	0
21:30	0	0	1	0	0	0	0	0	0	0	0	0	0	1
21:45	0	0	0	0	0	0	0	0	0	0	0	0	0	0
22:00	0	0	2	0	0	0	0	0	0	0	0	0	0	2
22:15	0	0	1	0	0	0	0	0	0	0	0	0	0	1
22:30	0	0	0	2	0	0	0	0	0	0	0	0	0	2
22:45	0	0	0	0	0	0	0	0	0	0	0	0	0	0
23:00	0	0	0	0	0	0	0	0	0	0	0	0	0	0
23:15	0	0	0	0	0	0	0	0	0	0	0	0	0	0
23:30	0	0	1	0	0	0	0	0	0	0	0	0	0	1
23:45	0	0	1	0	0	0	0	0	0	0	0	0	0	1
Totals	15	94	227	112	23									471
% of Totals	3%	20%	48%	24%	5%									100%

AM Volumes	8	35	86	47	11	0	0	0	0	0	0	0	0	187
% AM	2%	7%	18%	10%	2%									40%
AM Peak Hour	10:45	10:00	07:30	07:15	07:00									07:15
Volume	3	13	29	29	6									76
PM Volumes	7	59	141	65	12	0	0	0	0	0	0	0	0	284
% PM	1%	13%	30%	14%	3%									60%
PM Peak Hour	12:00	14:15	14:15	14:30	13:00									14:15
Volume	2	25	37	19	3									78

Directional Peak Periods	AM 7-9			NOON 12-2			PM 4-6			Off Peak Volumes		
All Classes	Volume	⟷	%	Volume	⟷	%	Volume	⟷	%	Volume	⟷	%
	94	⟷	20%	55	⟷	12%	61	⟷	13%	261	⟷	55%

Street Name	Direction	Percentiles					
		15th	50th	Average	85th	95th	ADT
W Oak St	East Bound	18	23	23	28	30	471
W Oak St	West Bound	12	19	19	25	28	464

Prepared by National Data & Surveying Services

SPEED

W Oak St Bet. S Lamer St & S Parish Pl

Day: Thursday
Date: 1/20/2022

City: Burbank
Project #: CA22_020022_013w

West Bound

Time	< 15	15 - 19	20 - 24	25 - 29	30 - 34	35 - 39	40 - 44	45 - 49	50 - 54	55 - 59	60 - 64	65 - 69	70 +	Total
00:00 AM	0	0	0	0	0	0	0	0	0	0	0	0	0	0
00:15	0	0	0	0	0	0	0	0	0	0	0	0	0	0
00:30	0	0	0	0	0	0	0	0	0	0	0	0	0	0
00:45	0	0	0	0	0	0	0	0	0	0	0	0	0	0
01:00	0	0	0	0	0	0	0	0	0	0	0	0	0	0
01:15	0	0	0	0	0	0	0	0	0	0	0	0	0	0
01:30	0	0	0	0	0	0	0	0	0	0	0	0	0	0
01:45	0	0	0	0	0	0	0	0	0	0	0	0	0	0
02:00	0	0	0	0	0	0	0	0	0	0	0	0	0	0
02:15	0	0	0	0	0	0	0	0	0	0	0	0	0	0
02:30	0	0	0	0	0	0	0	0	0	0	0	0	0	0
02:45	0	0	0	0	0	0	0	0	0	0	0	0	0	0
03:00	0	0	0	0	0	0	0	0	0	0	0	0	0	0
03:15	0	0	0	0	0	0	0	0	0	0	0	0	0	0
03:30	0	0	0	0	0	0	0	0	0	0	0	0	0	0
03:45	0	0	0	0	0	0	0	0	0	0	0	0	0	0
04:00	0	0	0	0	0	0	0	0	0	0	0	0	0	0
04:15	0	0	0	0	0	0	0	0	0	0	0	0	0	0
04:30	0	0	0	0	0	0	0	0	0	0	0	0	0	0
04:45	0	0	0	0	0	0	0	0	0	0	0	0	0	0
05:00	0	0	0	0	0	0	0	0	0	0	0	0	0	0
05:15	0	0	0	0	0	0	0	0	0	0	0	0	0	0
05:30	0	0	0	0	0	0	0	0	0	0	0	0	0	0
05:45	0	1	1	0	0	0	0	0	0	0	0	0	0	2
06:00	1	0	1	0	0	0	0	0	0	0	0	0	0	2
06:15	0	2	0	0	0	0	0	0	0	0	0	0	0	2
06:30	0	1	1	0	0	0	0	0	0	0	0	0	0	2
06:45	1	0	1	0	0	0	0	0	0	0	0	0	0	2
07:00	2	0	0	0	0	0	0	0	0	0	0	0	0	2
07:15	0	1	1	0	0	0	0	0	0	0	0	0	0	2
07:30	1	6	5	7	1	0	0	0	0	0	0	0	0	20
07:45	4	11	15	7	1	0	0	0	0	0	0	0	0	38
08:00	0	3	3	1	0	0	0	0	0	0	0	0	0	7
08:15	3	3	3	2	0	0	0	0	0	0	0	0	0	11
08:30	2	3	2	2	1	0	0	0	0	0	0	0	0	10
08:45	0	1	1	2	0	0	0	0	0	0	0	0	0	4
09:00	0	5	0	0	0	0	0	0	0	0	0	0	0	5
09:15	0	1	3	0	0	0	0	0	0	0	0	0	0	4
09:30	1	0	2	1	0	0	0	0	0	0	0	0	0	4
09:45	0	1	3	0	0	0	0	0	0	0	0	0	0	4
10:00	2	1	0	0	0	0	0	0	0	0	0	0	0	3
10:15	4	3	1	0	0	0	0	0	0	0	0	0	0	8
10:30	2	0	3	2	0	0	0	0	0	0	0	0	0	7
10:45	4	4	0	0	0	0	0	0	0	0	0	0	0	8
11:00	1	1	1	0	0	0	0	0	0	0	0	0	0	3
11:15	0	2	3	0	0	0	0	0	0	0	0	0	0	5
11:30	2	3	2	0	0	0	0	0	0	0	0	0	0	7
11:45	2	2	3	1	0	0	0	0	0	0	0	0	0	8
12:00 PM	0	2	2	2	0	0	0	0	0	0	0	0	0	6
12:15	1	3	1	0	0	0	0	0	0	0	0	0	0	5
12:30	5	0	3	0	0	0	0	0	0	0	0	0	0	8
12:45	2	3	4	1	0	0	0	0	0	0	0	0	0	10
13:00	1	1	2	0	0	0	0	0	0	0	0	0	0	4
13:15	1	3	1	0	1	0	0	0	0	0	0	0	0	6
13:30	1	3	3	2	0	0	0	0	0	0	0	0	0	9
13:45	1	2	1	0	0	0	0	0	0	0	0	0	0	4
14:00	2	3	1	0	0	0	0	0	0	0	0	0	0	6
14:15	5	1	3	0	1	0	0	0	0	0	0	0	0	10
14:30	4	2	4	0	0	0	0	0	0	0	0	0	0	10
14:45	2	5	2	0	0	0	0	0	0	0	0	0	0	9
15:00	9	17	9	0	0	0	0	0	0	0	0	0	0	35
15:15	2	13	5	2	0	0	0	0	0	0	0	0	0	22
15:30	3	4	1	2	0	0	0	0	0	0	0	0	0	10
15:45	1	5	3	1	0	0	0	0	0	0	0	0	0	10
16:00	2	1	1	0	0	0	0	0	0	0	0	0	0	4
16:15	3	2	4	0	0	0	0	0	0	0	0	0	0	9
16:30	2	6	1	2	0	0	0	0	0	0	0	0	0	11
16:45	1	6	1	0	0	0	0	0	0	0	0	0	0	8
17:00	4	8	5	2	0	0	0	0	0	0	0	0	0	19
17:15	1	0	1	0	0	0	0	0	0	0	0	0	0	2
17:30	0	6	2	0	0	0	0	0	0	0	0	0	0	8
17:45	2	1	0	2	0	0	0	0	0	0	0	0	0	5
18:00	0	3	3	0	0	0	0	0	0	0	0	0	0	6
18:15	0	4	1	1	1	0	0	0	0	0	0	0	0	7
18:30	0	1	2	0	0	0	0	0	0	0	0	0	0	3
18:45	0	0	1	3	1	0	0	0	0	0	0	0	0	5
19:00	0	1	0	2	0	0	0	0	0	0	0	0	0	3
19:15	0	0	1	0	0	1	0	0	0	0	0	0	0	2
19:30	1	1	2	0	0	0	0	0	0	0	0	0	0	4
19:45	0	2	4	0	0	0	0	0	0	0	0	0	0	6
20:00	0	2	2	1	0	0	0	0	0	0	0	0	0	5
20:15	0	0	1	0	0	0	0	0	0	0	0	0	0	1
20:30	0	1	0	0	0	0	0	0	0	0	0	0	0	1
20:45	0	0	1	0	0	0	0	0	0	0	0	0	0	1
21:00	3	1	1	0	0	0	0	0	0	0	0	0	0	5
21:15	0	2	1	0	0	0	0	0	0	0	0	0	0	3
21:30	1	0	0	1	0	0	0	0	0	0	0	0	0	2
21:45	0	0	1	0	0	0	0	0	0	0	0	0	0	1
22:00	0	1	1	0	0	0	0	0	0	0	0	0	0	2
22:15	1	1	0	0	0	0	0	0	0	0	0	0	0	2
22:30	0	1	2	0	0	0	0	0	0	0	0	0	0	3
22:45	0	0	0	0	0	0	0	0	0	0	0	0	0	0
23:00	0	0	0	0	0	0	0	0	0	0	0	0	0	0
23:15	0	0	1	0	0	0	0	0	0	0	0	0	0	1
23:30	0	0	1	0	0	0	0	0	0	0	0	0	0	1
23:45	0	0	0	0	0	0	0	0	0	0	0	0	0	0
Totals	93	173	141	49	7	1								464
% of Totals	20%	37%	30%	11%	2%	0%								100%

AM Volumes	32	55	55	25	3	0	0	0	0	0	0	0	0	170
% AM	7%	12%	12%	5%	1%									37%
AM Peak Hour	10:00	07:30	07:30	07:30	07:00									07:30
Volume	12	23	26	17	2									76
PM Volumes	61	118	86	24	4	1	0	0	0	0	0	0	0	294
% PM	13%	25%	19%	5%	1%	0%								63%
PM Peak Hour	14:15	14:45	14:30	18:15	18:00	18:30								15:00
Volume	20	39	20	6	2	1								77

Directional Peak Periods	AM 7-9			NOON 12-2			PM 4-6			Off Peak Volumes		
All Classes	Volume	⟷	%	Volume	⟷	%	Volume	⟷	%	Volume	⟷	%
	94	⟷	20%	52	⟷	11%	66	⟷	14%	252	⟷	54%

Street Name	Direction	Percentiles					
		15th	50th	Average	85th	95th	ADT
W Oak St	East Bound	18	23	23	28	30	471
W Oak St	West Bound	12	19	19	25	28	464

Prepared by National Data & Surveying Services

SPEED

W Oak St Bet. S Lamer St & S Parish Pl

Day: Thursday
Date: 1/20/2022

City: Burbank
Project #: CA22_020022_013

Summary

Time	< 15	15 - 19	20 - 24	25 - 29	30 - 34	35 - 39	40 - 44	45 - 49	50 - 54	55 - 59	60 - 64	65 - 69	70 +	Total
00:00 AM	0	0	0	0	0	0	0	0	0	0	0	0	0	0
00:15	0	0	1	1	0	0	0	0	0	0	0	0	0	2
00:30	0	0	0	0	0	0	0	0	0	0	0	0	0	0
00:45	0	0	0	0	0	0	0	0	0	0	0	0	0	0
01:00	0	0	0	0	0	0	0	0	0	0	0	0	0	0
01:15	0	1	0	0	0	0	0	0	0	0	0	0	0	1
01:30	0	0	0	0	0	0	0	0	0	0	0	0	0	0
01:45	0	0	0	1	0	0	0	0	0	0	0	0	0	1
02:00	0	0	0	0	0	0	0	0	0	0	0	0	0	0
02:15	0	0	0	0	0	0	0	0	0	0	0	0	0	0
02:30	0	0	0	1	0	0	0	0	0	0	0	0	0	1
02:45	0	0	0	0	0	0	0	0	0	0	0	0	0	0
03:00	0	0	0	0	0	0	0	0	0	0	0	0	0	0
03:15	0	0	0	0	0	0	0	0	0	0	0	0	0	0
03:30	0	0	0	0	0	0	0	0	0	0	0	0	0	0
03:45	0	0	0	0	0	0	0	0	0	0	0	0	0	0
04:00	0	0	0	0	0	0	0	0	0	0	0	0	0	0
04:15	0	0	0	0	0	0	0	0	0	0	0	0	0	0
04:30	0	0	0	0	0	0	0	0	0	0	0	0	0	0
04:45	0	0	0	0	0	0	0	0	0	0	0	0	0	0
05:00	0	0	0	0	0	0	0	0	0	0	0	0	0	0
05:15	0	0	0	0	0	0	0	0	0	0	0	0	0	0
05:30	0	0	0	0	0	0	0	0	0	0	0	0	0	0
05:45	0	1	1	0	0	0	0	0	0	0	0	0	0	2
06:00	1	0	1	0	0	0	0	0	0	0	0	0	0	2
06:15	0	2	0	0	0	0	0	0	0	0	0	0	0	2
06:30	0	2	5	0	0	0	0	0	0	0	0	0	0	7
06:45	1	0	2	2	0	0	0	0	0	0	0	0	0	5
07:00	2	1	1	1	1	0	0	0	0	0	0	0	0	6
07:15	1	2	1	2	1	0	0	0	0	0	0	0	0	7
07:30	1	9	11	15	2	0	0	0	0	0	0	0	0	38
07:45	4	16	34	18	4	0	0	0	0	0	0	0	0	76
08:00	0	6	6	9	1	0	0	0	0	0	0	0	0	22
08:15	4	3	4	3	0	0	0	0	0	0	0	0	0	14
08:30	3	4	4	4	2	0	0	0	0	0	0	0	0	17
08:45	0	1	4	3	0	0	0	0	0	0	0	0	0	8
09:00	0	5	3	1	0	0	0	0	0	0	0	0	0	9
09:15	1	2	6	2	0	0	0	0	0	0	0	0	0	11
09:30	1	1	6	1	0	0	0	0	0	0	0	0	0	9
09:45	1	1	6	0	0	0	0	0	0	0	0	0	0	8
10:00	2	7	3	0	0	0	0	0	0	0	0	0	0	12
10:15	4	6	6	2	1	0	0	0	0	0	0	0	0	19
10:30	2	2	7	2	0	0	0	0	0	0	0	0	0	13
10:45	4	6	4	1	0	0	0	0	0	0	0	0	0	15
11:00	1	2	7	0	0	0	0	0	0	0	0	0	0	10
11:15	0	3	6	1	0	0	0	0	0	0	0	0	0	10
11:30	5	4	5	0	1	0	0	0	0	0	0	0	0	15
11:45	2	3	7	2	1	0	0	0	0	0	0	0	0	15
12:00 PM	0	2	5	3	0	0	0	0	0	0	0	0	0	10
12:15	1	3	7	1	1	0	0	0	0	0	0	0	0	13
12:30	7	2	9	3	0	0	0	0	0	0	0	0	0	21
12:45	2	3	8	2	0	0	0	0	0	0	0	0	0	15
13:00	1	3	6	2	1	0	0	0	0	0	0	0	0	13
13:15	1	4	5	1	1	0	0	0	0	0	0	0	0	12
13:30	1	3	4	3	1	0	0	0	0	0	0	0	0	12
13:45	1	3	2	4	1	0	0	0	0	0	0	0	0	11
14:00	2	5	4	1	0	0	0	0	0	0	0	0	0	12
14:15	5	5	8	0	2	0	0	0	0	0	0	0	0	20
14:30	4	8	11	4	0	0	0	0	0	0	0	0	0	27
14:45	2	16	14	6	0	0	0	0	0	0	0	0	0	38
15:00	9	21	22	4	1	0	0	0	0	0	0	0	0	57
15:15	2	15	8	7	0	0	0	0	0	0	0	0	0	32
15:30	3	7	6	2	0	0	0	0	0	0	0	0	0	18
15:45	2	5	8	2	0	0	0	0	0	0	0	0	0	17
16:00	2	1	4	3	1	0	0	0	0	0	0	0	0	11
16:15	3	2	6	0	1	0	0	0	0	0	0	0	0	12
16:30	2	10	4	2	0	0	0	0	0	0	0	0	0	18
16:45	1	8	6	2	1	0	0	0	0	0	0	0	0	18
17:00	4	8	13	4	1	0	0	0	0	0	0	0	0	30
17:15	1	4	5	4	0	0	0	0	0	0	0	0	0	14
17:30	1	7	5	3	0	0	0	0	0	0	0	0	0	16
17:45	2	1	2	3	0	0	0	0	0	0	0	0	0	8
18:00	0	3	4	2	0	0	0	0	0	0	0	0	0	9
18:15	0	7	5	3	1	0	0	0	0	0	0	0	0	16
18:30	0	1	4	2	0	0	0	0	0	0	0	0	0	7
18:45	0	1	3	3	2	0	0	0	0	0	0	0	0	9
19:00	0	2	4	3	0	0	0	0	0	0	0	0	0	9
19:15	0	1	1	1	1	1	0	0	0	0	0	0	0	5
19:30	1	1	4	3	0	0	0	0	0	0	0	0	0	9
19:45	1	3	8	0	0	0	0	0	0	0	0	0	0	12
20:00	0	3	4	1	0	0	0	0	0	0	0	0	0	8
20:15	0	1	1	1	0	0	0	0	0	0	0	0	0	3
20:30	0	1	0	0	0	0	0	0	0	0	0	0	0	1
20:45	2	0	1	1	0	0	0	0	0	0	0	0	0	4
21:00	3	2	3	0	0	0	0	0	0	0	0	0	0	8
21:15	0	2	1	0	0	0	0	0	0	0	0	0	0	3
21:30	1	0	1	1	0	0	0	0	0	0	0	0	0	3
21:45	0	0	1	0	0	0	0	0	0	0	0	0	0	1
22:00	0	1	3	0	0	0	0	0	0	0	0	0	0	4
22:15	1	1	1	0	0	0	0	0	0	0	0	0	0	3
22:30	0	1	2	2	0	0	0	0	0	0	0	0	0	5
22:45	0	0	0	0	0	0	0	0	0	0	0	0	0	0
23:00	0	0	0	0	0	0	0	0	0	0	0	0	0	0
23:15	0	0	1	0	0	0	0	0	0	0	0	0	0	1
23:30	0	0	2	0	0	0	0	0	0	0	0	0	0	2
23:45	0	0	1	0	0	0	0	0	0	0	0	0	0	1
Totals	108	267	363	161	30	1								935
% of Totals	12%	29%	39%	17%	3%	0%								100%

AM Volumes	40	90	141	72	14	0	0	0	0	0	0	0	0	357
% AM	4%	10%	15%	8%	1%									38%
AM Peak Hour	10:00	07:30	07:30	07:30	07:00									07:30
Volume	12	34	55	45	8									150
PM Volumes	68	177	227	89	16	1	0	0	0	0	0	0	0	578
% PM	7%	19%	24%	10%	2%	0%								62%
PM Peak Hour	14:15	14:30	14:15	14:30	13:00	18:30								14:30
Volume	20	60	55	21	4	1								154

Directional Peak Periods	AM 7-9			NOON 12-2			PM 4-6			Off Peak Volumes		
All Classes	Volume	⟷	%	Volume	⟷	%	Volume	⟷	%	Volume	⟷	%
	188		20%	107		11%	127		14%	513		55%

Street Name	Direction	Percentiles					
		15th	50th	Average	85th	95th	ADT
W Oak St	Summary	16	21	21	27	30	935

Prepared by National Data & Surveying Services

SPEED

W Oak St Bet. S Lamer St & S Parish Pl

Day: Thursday
Date: 1/20/2022

City: Burbank
Project #: CA22_020022_013e

East Bound

Time	< 15	15 - 19	20 - 24	25 - 29	30 - 34	35 - 39	40 - 44	45 - 49	50 - 54	55 - 59	60 - 64	65 - 69	70 +	Total
00:00 AM	0	0	1	1	0	0	0	0	0	0	0	0	0	2
01:00	0	1	0	1	0	0	0	0	0	0	0	0	0	2
02:00	0	0	0	1	0	0	0	0	0	0	0	0	0	1
03:00	0	0	0	0	0	0	0	0	0	0	0	0	0	0
04:00	0	0	0	0	0	0	0	0	0	0	0	0	0	0
05:00	0	0	0	0	0	0	0	0	0	0	0	0	0	0
06:00	0	1	5	2	0	0	0	0	0	0	0	0	0	8
07:00	1	10	26	22	6	0	0	0	0	0	0	0	0	65
08:00	2	4	9	12	2	0	0	0	0	0	0	0	0	29
09:00	2	2	13	3	0	0	0	0	0	0	0	0	0	20
10:00	0	13	16	3	1	0	0	0	0	0	0	0	0	33
11:00	3	4	16	2	2	0	0	0	0	0	0	0	0	27
12:00 PM	2	2	19	6	1	0	0	0	0	0	0	0	0	30
13:00	0	4	10	8	3	0	0	0	0	0	0	0	0	25
14:00	0	23	27	11	1	0	0	0	0	0	0	0	0	62
15:00	1	9	26	10	1	0	0	0	0	0	0	0	0	47
16:00	0	6	13	5	3	0	0	0	0	0	0	0	0	27
17:00	1	5	17	10	1	0	0	0	0	0	0	0	0	34
18:00	0	4	9	6	1	0	0	0	0	0	0	0	0	20
19:00	1	3	10	5	1	0	0	0	0	0	0	0	0	20
20:00	2	2	2	2	0	0	0	0	0	0	0	0	0	8
21:00	0	1	3	0	0	0	0	0	0	0	0	0	0	4
22:00	0	0	3	2	0	0	0	0	0	0	0	0	0	5
23:00	0	0	2	0	0	0	0	0	0	0	0	0	0	2
Totals	15	94	227	112	23									471
% of Totals	3%	20%	48%	24%	5%									100%

AM Volumes	8	35	86	47	11	0	0	0	0	0	0	0	0	187
% AM	2%	7%	18%	10%	2%									40%
AM Peak Hour	11:00	10:00	07:00	07:00	07:00									07:00
Volume	3	13	26	22	6									65
PM Volumes	7	59	141	65	12	0	0	0	0	0	0	0	0	284
% PM	1%	13%	30%	14%	3%									60%
PM Peak Hour	12:00	14:00	14:00	14:00	13:00									14:00
Volume	2	23	27	11	3									62

Directional Peak Periods	AM 7-9			NOON 12-2			PM 4-6			Off Peak Volumes		
All Speeds	Volume		%	Volume		%	Volume		%	Volume		%
	94	↔	20%	55	↔	12%	61	↔	13%	261	↔	55%

Street Name	Direction	Percentiles					
		15th	50th	Average	85th	95th	ADT
W Oak St	East Bound	18	23	23	28	30	471
W Oak St	West Bound	12	19	19	25	28	464

Prepared by National Data & Surveying Services

SPEED

W Oak St Bet. S Lamer St & S Parish Pl

Day: Thursday
Date: 1/20/2022

City: Burbank
Project #: CA22_020022_013w

West Bound

Time	< 15	15 - 19	20 - 24	25 - 29	30 - 34	35 - 39	40 - 44	45 - 49	50 - 54	55 - 59	60 - 64	65 - 69	70 +	Total
00:00 AM	0	0	0	0	0	0	0	0	0	0	0	0	0	0
01:00	0	0	0	0	0	0	0	0	0	0	0	0	0	0
02:00	0	0	0	0	0	0	0	0	0	0	0	0	0	0
03:00	0	0	0	0	0	0	0	0	0	0	0	0	0	0
04:00	0	0	0	0	0	0	0	0	0	0	0	0	0	0
05:00	0	1	1	0	0	0	0	0	0	0	0	0	0	2
06:00	2	3	3	0	0	0	0	0	0	0	0	0	0	8
07:00	7	18	21	14	2	0	0	0	0	0	0	0	0	62
08:00	5	10	9	7	1	0	0	0	0	0	0	0	0	32
09:00	1	7	8	1	0	0	0	0	0	0	0	0	0	17
10:00	12	8	4	2	0	0	0	0	0	0	0	0	0	26
11:00	5	8	9	1	0	0	0	0	0	0	0	0	0	23
12:00 PM	8	8	10	3	0	0	0	0	0	0	0	0	0	29
13:00	4	9	7	2	1	0	0	0	0	0	0	0	0	23
14:00	13	11	10	0	1	0	0	0	0	0	0	0	0	35
15:00	15	39	18	5	0	0	0	0	0	0	0	0	0	77
16:00	8	15	7	2	0	0	0	0	0	0	0	0	0	32
17:00	7	15	8	4	0	0	0	0	0	0	0	0	0	34
18:00	0	8	7	4	2	0	0	0	0	0	0	0	0	21
19:00	1	4	7	2	0	1	0	0	0	0	0	0	0	15
20:00	0	3	4	1	0	0	0	0	0	0	0	0	0	8
21:00	4	3	3	1	0	0	0	0	0	0	0	0	0	11
22:00	1	3	3	0	0	0	0	0	0	0	0	0	0	7
23:00	0	0	2	0	0	0	0	0	0	0	0	0	0	2
Totals	93	173	141	49	7	1								464
% of Totals	20%	37%	30%	11%	2%	0%								100%

AM Volumes	32	55	55	25	3	0	0	0	0	0	0	0	0	170
% AM	7%	12%	12%	5%	1%									37%
AM Peak Hour	10:00	07:00	07:00	07:00	07:00									07:00
Volume	12	18	21	14	2									62
PM Volumes	61	118	86	24	4	1	0	0	0	0	0	0	0	294
% PM	13%	25%	19%	5%	1%	0%								63%
PM Peak Hour	15:00	15:00	15:00	15:00	18:00	19:00								15:00
Volume	15	39	18	5	2	1								77

Directional Peak Periods	AM 7-9			NOON 12-2			PM 4-6			Off Peak Volumes		
All Speeds	Volume		%	Volume		%	Volume		%	Volume		%
	94	↔	20%	52	↔	11%	66	↔	14%	252	↔	54%

Street Name	Direction	Percentiles					
		15th	50th	Average	85th	95th	ADT
W Oak St	East Bound	18	23	23	28	30	471
W Oak St	West Bound	12	19	19	25	28	464

Prepared by National Data & Surveying Services

SPEED

W Oak St Bet. S Lamer St & S Parish Pl

Day: Thursday
Date: 1/20/2022

City: Burbank
Project #: CA22_020022_013

Summary

Time	< 15	15 - 19	20 - 24	25 - 29	30 - 34	35 - 39	40 - 44	45 - 49	50 - 54	55 - 59	60 - 64	65 - 69	70 +	Total
00:00 AM	0	0	1	1	0	0	0	0	0	0	0	0	0	2
01:00	0	1	0	1	0	0	0	0	0	0	0	0	0	2
02:00	0	0	0	1	0	0	0	0	0	0	0	0	0	1
03:00	0	0	0	0	0	0	0	0	0	0	0	0	0	0
04:00	0	0	0	0	0	0	0	0	0	0	0	0	0	0
05:00	0	1	1	0	0	0	0	0	0	0	0	0	0	2
06:00	2	4	8	2	0	0	0	0	0	0	0	0	0	16
07:00	8	28	47	36	8	0	0	0	0	0	0	0	0	127
08:00	7	14	18	19	3	0	0	0	0	0	0	0	0	61
09:00	3	9	21	4	0	0	0	0	0	0	0	0	0	37
10:00	12	21	20	5	1	0	0	0	0	0	0	0	0	59
11:00	8	12	25	3	2	0	0	0	0	0	0	0	0	50
12:00 PM	10	10	29	9	1	0	0	0	0	0	0	0	0	59
13:00	4	13	17	10	4	0	0	0	0	0	0	0	0	48
14:00	13	34	37	11	2	0	0	0	0	0	0	0	0	97
15:00	16	48	44	15	1	0	0	0	0	0	0	0	0	124
16:00	8	21	20	7	3	0	0	0	0	0	0	0	0	59
17:00	8	20	25	14	1	0	0	0	0	0	0	0	0	68
18:00	0	12	16	10	3	0	0	0	0	0	0	0	0	41
19:00	2	7	17	7	1	1	0	0	0	0	0	0	0	35
20:00	2	5	6	3	0	0	0	0	0	0	0	0	0	16
21:00	4	4	6	1	0	0	0	0	0	0	0	0	0	15
22:00	1	3	6	2	0	0	0	0	0	0	0	0	0	12
23:00	0	0	4	0	0	0	0	0	0	0	0	0	0	4
Totals	108	267	368	161	30	1								935
% of Totals	12%	29%	39%	17%	3%	0%								100%

AM Volumes	40	90	141	72	14	0	0	0	0	0	0	0	0	357
% AM	4%	10%	15%	8%	1%									38%
AM Peak Hour	10:00	07:00	07:00	07:00	07:00									07:00
Volume	12	28	47	36	8									127
PM Volumes	68	177	227	89	16	1	0	0	0	0	0	0	0	578
% PM	7%	19%	24%	10%	2%	0%								62%
PM Peak Hour	15:00	15:00	15:00	15:00	13:00	19:00								15:00
Volume	16	48	44	15	4	1								124

Directional Peak Periods	AM 7-9			NOON 12-2			PM 4-6			Off Peak Volumes		
All Speeds	Volume	↔	%	Volume	↔	%	Volume	↔	%	Volume	↔	%
	188		20%	107		11%	127		14%	513		55%

Street Name	Direction	Percentiles					
		15th	50th	Average	85th	95th	ADT
W Oak St	Summary	16	21	21	27	30	935

Prepared by NDS/ATD

Prepared by National Data & Surveying Services

VOLUME

W Oak St Bet. S Lamer St & S Parish Pl

Day: Thursday
Date: 1/20/2022

City: Burbank
Project #: CA22_020022_013

DAILY TOTALS	NB	SB	EB	WB	Total
	0	0	471	464	935

AM Period	NB	SB	EB		WB		TOTAL		PM Period	NB	SB	EB		WB		TOTAL	
00:00	0	0	0		0				12:00	0	0	4		6		10	
00:15	0	0	2		0		2		12:15	0	0	8		5		13	
00:30	0	0	0		0				12:30	0	0	13		8		21	
00:45	0	0	0	2	0			2	12:45	0	0	5	30	10	29	15	59
01:00	0	0	0		0				13:00	0	0	9		4		13	
01:15	0	0	1		0		1		13:15	0	0	6		6		12	
01:30	0	0	0		0				13:30	0	0	3		9		12	
01:45	0	0	1	2	0		1	2	13:45	0	0	7	25	4	23	11	48
02:00	0	0	0		0				14:00	0	0	6		6		12	
02:15	0	0	0		0				14:15	0	0	10		10		20	
02:30	0	0	1		0		1		14:30	0	0	17		10		27	
02:45	0	0	0	1	0			1	14:45	0	0	29	62	9	35	38	97
03:00	0	0	0		0				15:00	0	0	22		35		57	
03:15	0	0	0		0				15:15	0	0	10		22		32	
03:30	0	0	0		0				15:30	0	0	8		10		18	
03:45	0	0	0		0				15:45	0	0	7	47	10	77	17	124
04:00	0	0	0		0				16:00	0	0	7		4		11	
04:15	0	0	0		0				16:15	0	0	3		9		12	
04:30	0	0	0		0				16:30	0	0	7		11		18	
04:45	0	0	0		0				16:45	0	0	10	27	8	32	18	59
05:00	0	0	0		0				17:00	0	0	11		19		30	
05:15	0	0	0		0				17:15	0	0	12		2		14	
05:30	0	0	0		0				17:30	0	0	8		8		16	
05:45	0	0	0		2	2	2	2	17:45	0	0	3	34	5	34	8	68
06:00	0	0	0		2		2		18:00	0	0	3		6		9	
06:15	0	0	0		2		2		18:15	0	0	9		7		16	
06:30	0	0	5		2		7		18:30	0	0	4		3		7	
06:45	0	0	3	8	2	8	5	16	18:45	0	0	4	20	5	21	9	41
07:00	0	0	4		2		6		19:00	0	0	6		3		9	
07:15	0	0	5		2		7		19:15	0	0	3		2		5	
07:30	0	0	18		20		38		19:30	0	0	5		4		9	
07:45	0	0	38	65	38	62	76	127	19:45	0	0	6	20	6	15	12	35
08:00	0	0	15		7		22		20:00	0	0	3		5		8	
08:15	0	0	3		11		14		20:15	0	0	2		1		3	
08:30	0	0	7		10		17		20:30	0	0	0		1		1	
08:45	0	0	4	29	4	32	8	61	20:45	0	0	3	8	1	8	4	16
09:00	0	0	4		5		9		21:00	0	0	3		5		8	
09:15	0	0	7		4		11		21:15	0	0	0		3		3	
09:30	0	0	5		4		9		21:30	0	0	1		2		3	
09:45	0	0	4	20	4	17	8	37	21:45	0	0	0	4	1	11	1	15
10:00	0	0	9		3		12		22:00	0	0	2		2		4	
10:15	0	0	11		8		19		22:15	0	0	1		2		3	
10:30	0	0	6		7		13		22:30	0	0	2		3		5	
10:45	0	0	7	33	8	26	15	59	22:45	0	0	0	5	0	7		12
11:00	0	0	7		3		10		23:00	0	0	0		0			
11:15	0	0	5		5		10		23:15	0	0	0		1		1	
11:30	0	0	8		7		15		23:30	0	0	1		1		2	
11:45	0	0	7	27	8	23	15	50	23:45	0	0	1	2	0	2	1	4
TOTALS				187		170		357	TOTALS				284		294		578
SPLIT %				52.4%		47.6%		38.2%	SPLIT %				49.1%		50.9%		61.8%

DAILY TOTALS	NB	SB	EB	WB	Total
	0	0	471	464	935

AM Peak Hour			07:15	07:30	07:30	PM Peak Hour			14:15	15:00	14:30
AM Pk Volume			76	76	150	PM Pk Volume			78	77	154
Pk Hr Factor			0.500	0.500	0.493	Pk Hr Factor			0.672	0.550	0.675
7 - 9 Volume	0	0	94	94	188	4 - 6 Volume	0	0	61	66	127
7 - 9 Peak Hour			07:15	07:30	07:30	4 - 6 Peak Hour			16:45	16:15	16:30
7 - 9 Pk Volume	0	0	76	76	150	4 - 6 Pk Volume	0	0	41	47	80
Pk Hr Factor	0.000	0.000	0.500	0.500	0.493	Pk Hr Factor	0.000	0.000	0.854	0.618	0.667

Prepared by NDS/ATD

Project #: CA22_020022_013 **City:** Burbank

Location: W Oak St Bet. S Lamer St & S Parish Pl **Date:** 1/20/2022

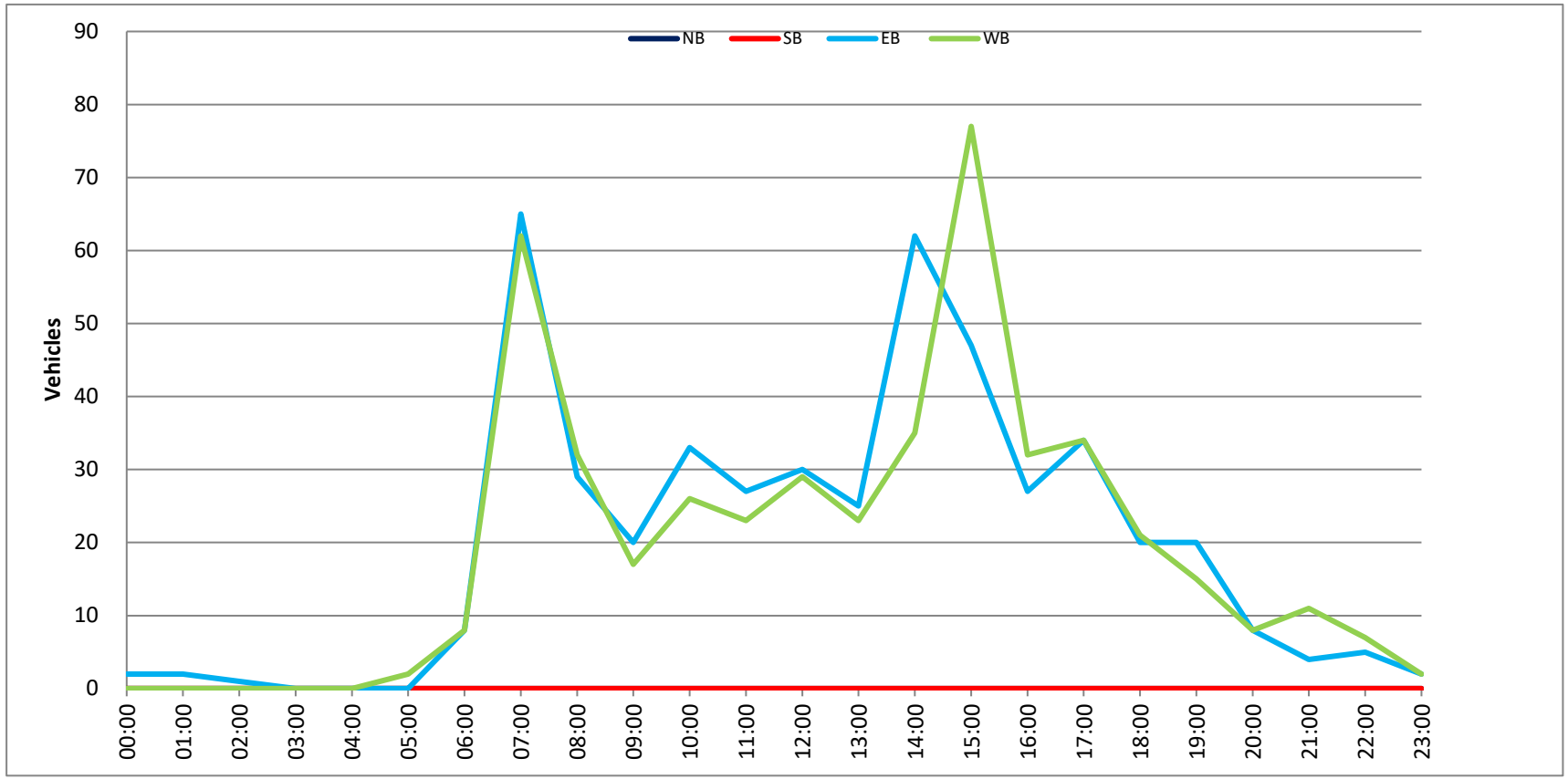

Prepared by National Data & Surveying Services

SPEED

W Oak St Bet. S Beachwood Dr & S Griffith Park Dr

Day: Tuesday
Date: 2/1/2022

City: Burbank
Project #: CA22_020022_020e

East Bound

Time	< 15	15 - 19	20 - 24	25 - 29	30 - 34	35 - 39	40 - 44	45 - 49	50 - 54	55 - 59	60 - 64	65 - 69	70 +	Total
0:00 AM	0	0	0	0	0	0	0	0	0	0	0	0	0	0
0:15	0	0	0	0	0	0	0	0	0	0	0	0	0	0
0:30	0	0	0	0	0	0	0	0	0	0	0	0	0	0
0:45	0	0	0	0	0	0	0	0	0	0	0	0	0	0
1:00	0	0	0	0	0	0	0	0	0	0	0	0	0	0
1:15	0	0	0	0	0	0	0	0	0	0	0	0	0	0
1:30	0	0	0	0	0	0	0	0	0	0	0	0	0	0
1:45	0	0	0	0	0	0	0	0	0	0	0	0	0	0
2:00	0	0	0	0	0	0	0	0	0	0	0	0	0	0
2:15	0	0	0	0	0	0	0	0	0	0	0	0	0	0
2:30	0	0	0	0	0	0	0	0	0	0	0	0	0	0
2:45	0	0	0	1	0	0	0	0	0	0	0	0	0	1
3:00	0	0	0	0	0	0	0	0	0	0	0	0	0	0
3:15	0	0	0	0	0	0	0	0	0	0	0	0	0	0
3:30	0	0	0	0	0	0	0	0	0	0	0	0	0	0
3:45	0	0	0	0	0	0	0	0	0	0	0	0	0	0
4:00	0	0	0	0	0	0	0	0	0	0	0	0	0	0
4:15	0	0	0	0	0	0	0	0	0	0	0	0	0	0
4:30	0	0	0	0	0	0	0	0	0	0	0	0	0	0
4:45	0	0	0	0	0	0	0	0	0	0	0	0	0	0
5:00	0	0	0	0	0	0	0	0	0	0	0	0	0	0
5:15	0	0	0	0	0	0	0	0	0	0	0	0	0	0
5:30	0	0	0	0	0	0	0	0	0	0	0	0	0	0
5:45	0	0	0	0	0	0	0	0	0	0	0	0	0	0
6:00	0	0	0	0	0	0	0	0	0	0	0	0	0	0
6:15	0	2	0	0	0	0	0	0	0	0	0	0	0	2
6:30	0	0	1	1	0	0	0	0	0	0	0	0	0	2
6:45	0	3	6	3	1	0	0	0	0	0	0	0	0	13
7:00	0	1	1	1	0	0	0	0	0	0	0	0	0	3
7:15	0	1	5	1	0	0	0	0	0	0	0	0	0	7
7:30	3	21	14	0	0	0	0	0	0	0	0	0	0	38
7:45	24	43	11	2	0	0	0	0	0	0	0	0	0	80
8:00	1	2	6	2	0	0	0	0	0	0	0	0	0	11
8:15	1	5	11	0	1	0	0	0	0	0	0	0	0	18
8:30	2	1	5	2	0	0	0	0	0	0	0	0	0	10
8:45	0	4	2	0	0	0	0	0	0	0	0	0	0	6
9:00	0	0	1	0	0	0	0	0	0	0	0	0	0	1
9:15	0	2	3	0	0	0	0	0	0	0	0	0	0	5
9:30	0	1	3	1	0	0	0	0	0	0	0	0	0	5
9:45	0	3	1	2	0	0	0	0	0	0	0	0	0	6
10:00	0	1	7	0	1	0	0	0	0	0	0	0	0	9
10:15	0	1	4	1	0	0	0	0	0	0	0	0	0	6
10:30	0	1	3	1	0	0	0	0	0	0	0	0	0	5
10:45	0	2	3	1	0	0	0	0	0	0	0	0	0	6
11:00	0	1	6	0	0	0	0	0	0	0	0	0	0	7
11:15	0	0	6	3	0	0	0	0	0	0	0	0	0	9
11:30	0	1	3	0	0	0	0	0	0	0	0	0	0	4
11:45	0	2	3	5	0	0	0	0	0	0	0	0	0	10
12:00 PM	0	1	5	6	1	0	0	0	0	0	0	0	0	13
12:15	0	0	10	2	0	0	0	0	0	0	0	0	0	12
12:30	0	5	6	3	0	0	0	0	0	0	0	0	0	14
12:45	0	1	1	3	1	0	0	0	0	0	0	0	0	6
13:00	1	1	5	4	0	0	0	0	0	0	0	0	0	11
13:15	0	0	9	3	1	0	0	0	0	0	0	0	0	13
13:30	1	3	6	2	0	0	0	0	0	0	0	0	0	12
13:45	1	4	14	7	2	0	0	0	0	0	0	0	0	28
14:00	1	10	11	3	1	0	0	0	0	0	0	0	0	26
14:15	16	8	13	2	0	0	0	0	0	0	0	0	0	39
14:30	0	0	6	6	0	0	0	0	0	0	0	0	0	12
14:45	0	1	4	3	0	0	0	0	0	0	0	0	0	8
15:00	0	4	7	2	1	0	0	0	0	0	0	0	0	14
15:15	1	8	6	3	0	0	0	0	0	0	0	0	0	18
15:30	3	3	6	2	0	0	0	0	0	0	0	0	0	14
15:45	1	2	10	0	0	0	0	0	0	0	0	0	0	13
16:00	1	3	6	2	0	0	0	0	0	0	0	0	0	12
16:15	1	4	5	0	0	0	0	0	0	0	0	0	0	10
16:30	2	6	4	1	0	0	0	0	0	0	0	0	0	13
16:45	1	2	8	3	0	0	0	0	0	0	0	0	0	14
17:00	0	6	5	2	0	0	0	0	0	0	0	0	0	13
17:15	2	5	6	1	0	0	0	0	0	0	0	0	0	14
17:30	1	0	5	2	0	0	0	0	0	0	0	0	0	8
17:45	1	3	6	2	1	0	0	0	0	0	0	0	0	13
18:00	0	2	3	6	2	0	0	0	0	0	0	0	0	13
18:15	0	2	10	1	0	0	0	0	0	0	0	0	0	13
18:30	0	0	6	1	0	0	0	0	0	0	0	0	0	7
18:45	0	2	0	2	0	0	0	0	0	0	0	0	0	4
19:00	0	0	0	4	0	0	0	0	0	0	0	0	0	4
19:15	2	2	4	2	0	0	0	0	0	0	0	0	0	10
19:30	0	1	3	0	1	0	0	0	0	0	0	0	0	5
19:45	0	0	4	1	0	0	0	0	0	0	0	0	0	5
20:00	1	0	3	1	1	0	0	0	0	0	0	0	0	6
20:15	0	0	3	0	1	0	0	0	0	0	0	0	0	4
20:30	0	0	2	0	0	0	0	0	0	0	0	0	0	2
20:45	1	0	2	0	0	0	0	0	0	0	0	0	0	3
21:00	1	2	1	1	0	0	0	0	0	0	0	0	0	5
21:15	3	0	2	1	1	0	0	0	0	0	0	0	0	7
21:30	0	0	1	1	0	0	0	0	0	0	0	0	0	2
21:45	0	0	2	0	0	0	0	0	0	0	0	0	0	2
22:00	1	0	0	0	0	0	0	0	0	0	0	0	0	1
22:15	0	1	1	0	0	0	0	0	0	0	0	0	0	2
22:30	0	1	0	0	0	0	0	0	0	0	0	0	0	1
22:45	0	0	0	0	0	0	0	0	0	0	0	0	0	0
23:00	1	0	0	0	0	0	0	0	0	0	0	0	0	1
23:15	0	0	0	0	0	0	0	0	0	0	0	0	0	0
23:30	0	0	0	0	1	0	0	0	0	0	0	0	0	1
23:45	0	0	0	0	0	0	0	0	0	0	0	0	0	0
Totals	72	191	316	112	18									712
% of Totals	11%	27%	44%	16%	3%									100%
AM Volumes	31	98	105	27	3	0	0	0	0	0	0	0	0	264
% AM	4%	14%	15%	4%	0%									37%
AM Peak Hour	7:30	7:30	7:30	11:45	6:00									7:30
Volume	29	71	42	16	1									147
PM Volumes	44	93	211	85	15	0	0	0	0	0	0	0	0	448
% PM	6%	13%	30%	12%	2%									63%
PM Peak Hour	13:30	13:30	13:30	13:45	13:15									13:30
Volume	19	25	44	18	4									105

Directional Peak Periods	AM 7-9			NOON 12-2			PM 4-6			Off Peak Volumes		
All Classes	Volume	⟷	%	Volume	⟷	%	Volume	⟷	%	Volume	⟷	%
	173		24%	109		15%	97		14%	333		47%

Street Name	Direction	Percentiles					
		15th	50th	Average	85th	95th	ADT
W Oak St	East Bound	16	21	21	26	29	712
W Oak St	West Bound	16	21	21	26	29	616

Prepared by National Data & Surveying Services

SPEED

W Oak St Bet. S Beachwood Dr & S Griffith Park Dr

Day: Tuesday
Date: 2/1/2022

City: Burbank
Project #: CA22_020022_020w

West Bound

Time	< 15	15 - 19	20 - 24	25 - 29	30 - 34	35 - 39	40 - 44	45 - 49	50 - 54	55 - 59	60 - 64	65 - 69	70 +	Total
0:00 AM	0	0	0	0	0	0	0	0	0	0	0	0	0	0
0:15	0	0	1	0	0	0	0	0	0	0	0	0	0	1
0:30	0	0	0	0	0	0	0	0	0	0	0	0	0	0
0:45	0	0	0	0	0	0	0	0	0	0	0	0	0	0
1:00	0	0	0	0	0	0	0	0	0	0	0	0	0	0
1:15	0	0	0	0	0	0	0	0	0	0	0	0	0	0
1:30	0	0	0	0	0	0	0	0	0	0	0	0	0	0
1:45	0	0	0	0	0	0	0	0	0	0	0	0	0	0
2:00	0	0	1	0	0	0	0	0	0	0	0	0	0	1
2:15	1	0	0	0	0	0	0	0	0	0	0	0	0	1
2:30	0	0	0	0	0	0	0	0	0	0	0	0	0	0
2:45	0	0	0	0	0	0	0	0	0	0	0	0	0	0
3:00	0	0	0	0	0	0	0	0	0	0	0	0	0	0
3:15	0	0	0	0	0	0	0	0	0	0	0	0	0	0
3:30	0	0	0	0	0	0	0	0	0	0	0	0	0	0
3:45	0	0	0	0	0	0	0	0	0	0	0	0	0	0
4:00	0	0	0	0	0	0	0	0	0	0	0	0	0	0
4:15	0	0	0	0	0	0	0	0	0	0	0	0	0	0
4:30	0	0	0	0	0	0	0	0	0	0	0	0	0	0
4:45	0	0	0	0	0	0	0	0	0	0	0	0	0	0
5:00	0	1	0	0	0	0	0	0	0	0	0	0	0	1
5:15	0	0	0	0	0	0	0	0	0	0	0	0	0	0
5:30	0	0	0	0	0	0	0	0	0	0	0	0	0	0
5:45	0	0	0	0	0	0	0	0	0	0	0	0	0	0
6:00	0	0	0	0	0	0	0	0	0	0	0	0	0	0
6:15	0	3	0	0	0	0	0	0	0	0	0	0	0	3
6:30	0	0	3	0	0	0	0	0	0	0	0	0	0	3
6:45	0	0	4	0	0	0	0	0	0	0	0	0	0	4
7:00	0	2	1	1	0	0	0	0	0	0	0	0	0	4
7:15	0	0	5	2	0	0	0	0	0	0	0	0	0	7
7:30	0	14	16	4	0	0	0	1	0	0	0	0	0	35
7:45	2	18	35	6	0	0	0	2	0	0	0	0	0	63
8:00	1	4	7	4	0	0	0	0	0	0	0	0	0	16
8:15	1	4	8	2	0	0	0	0	0	0	0	0	0	15
8:30	0	0	2	0	0	0	0	0	0	0	0	0	0	2
8:45	0	0	6	0	1	0	0	0	0	0	0	0	0	7
9:00	0	0	1	1	0	0	0	0	0	0	0	0	0	2
9:15	0	1	1	2	0	0	0	0	0	0	0	0	0	4
9:30	1	2	5	1	0	0	0	0	0	0	0	0	0	9
9:45	0	1	1	3	0	0	0	0	0	0	0	0	0	5
10:00	1	1	3	1	0	0	0	0	0	0	0	0	0	6
10:15	0	0	4	3	0	0	0	0	0	0	0	0	0	7
10:30	0	0	2	0	0	0	0	0	0	0	0	0	0	2
10:45	0	2	1	2	0	0	0	0	0	0	0	0	0	5
11:00	0	2	2	3	0	0	1	0	0	0	0	0	0	8
11:15	0	1	5	3	0	0	0	0	0	0	0	0	0	9
11:30	0	4	3	2	0	0	0	0	0	0	0	0	0	9
11:45	0	3	3	2	0	1	0	0	0	0	0	0	0	9
12:00 PM	1	2	4	4	0	0	0	0	0	0	0	0	0	11
12:15	1	5	1	1	0	0	0	0	0	0	0	0	0	8
12:30	0	4	2	0	0	0	0	0	0	0	0	0	0	6
12:45	0	3	7	0	0	0	0	0	0	0	0	0	0	10
13:00	0	1	6	0	0	0	0	0	0	0	0	0	0	7
13:15	0	1	2	3	1	0	0	0	0	0	0	0	0	7
13:30	0	3	5	1	0	0	0	0	0	0	0	0	0	9
13:45	0	1	2	2	0	0	0	0	0	0	0	0	0	5
14:00	0	3	3	0	0	0	0	0	0	0	0	0	0	6
14:15	37	31	6	1	0	0	0	0	0	0	0	0	0	75
14:30	2	7	10	1	0	0	0	0	0	0	0	0	0	20
14:45	0	2	2	3	1	0	0	0	0	0	0	0	0	8
15:00	0	1	6	3	0	0	0	0	0	0	0	0	0	10
15:15	2	4	2	2	0	0	0	0	0	0	0	0	0	10
15:30	6	7	3	2	0	0	0	0	0	0	0	0	0	18
15:45	0	3	6	1	0	0	0	0	0	0	0	0	0	10
16:00	0	5	4	3	0	0	0	0	0	0	0	0	0	12
16:15	1	2	3	2	0	0	0	0	0	0	0	0	0	8
16:30	0	2	9	2	1	0	0	0	0	0	0	0	0	14
16:45	1	4	4	0	0	0	0	0	0	0	0	0	0	9
17:00	1	7	8	3	0	0	0	0	0	0	0	0	0	19
17:15	2	2	4	0	0	0	0	0	0	0	0	0	0	8
17:30	0	5	4	2	0	0	0	0	0	0	0	0	0	11
17:45	0	2	2	2	0	0	0	0	0	0	0	0	0	6
18:00	0	2	4	2	0	0	0	0	0	0	0	0	0	8
18:15	0	2	6	2	0	0	0	0	0	0	0	0	0	10
18:30	0	1	5	0	0	0	0	0	0	0	0	0	0	6
18:45	0	2	4	2	0	0	0	0	0	0	0	0	0	8
19:00	0	1	2	0	0	0	0	0	0	0	0	0	0	3
19:15	0	0	1	1	0	0	0	0	0	0	0	0	0	2
19:30	0	1	3	1	0	0	0	0	0	0	0	0	0	5
19:45	0	1	2	1	0	0	0	0	0	0	0	0	0	4
20:00	0	2	2	1	0	0	0	0	0	0	0	0	0	5
20:15	0	0	0	2	0	0	0	0	0	0	0	0	0	2
20:30	0	0	2	1	0	0	0	0	0	0	0	0	0	3
20:45	0	1	1	1	0	0	0	0	0	0	0	0	0	3
21:00	1	0	0	0	0	0	0	0	0	0	0	0	0	1
21:15	1	0	1	0	0	0	0	0	0	0	0	0	0	2
21:30	0	1	0	0	1	0	0	0	0	0	0	0	0	2
21:45	0	0	1	1	0	0	0	0	0	0	0	0	0	2
22:00	0	0	0	1	0	0	0	0	0	0	0	0	0	1
22:15	0	1	0	0	0	0	0	0	0	0	0	0	0	1
22:30	1	0	0	0	0	0	0	0	0	0	0	0	0	1
22:45	0	0	0	1	0	0	0	0	0	0	0	0	0	1
23:00	0	1	0	0	0	0	0	0	0	0	0	0	0	1
23:15	0	0	0	0	0	0	0	0	0	0	0	0	0	0
23:30	0	0	0	0	0	0	0	0	0	0	0	0	0	0
23:45	0	0	0	0	0	0	0	0	0	0	0	0	0	0
Totals	64	186	259	97	5	1	1	3						616
% of Totals	10%	30%	42%	16%	1%	0%	0%	0%						100%

AM Volumes	7	63	120	42	1	1	1	3	0	0	0	0	0	238
% AM	1%	10%	19%	7%	0%	0%	0%	0%						39%
AM Peak Hour	7:30	7:30	7:30	7:15	8:00	11:00	10:15	7:00						7:30
Volume	4	40	66	16	1	1	1	3						129
PM Volumes	57	123	139	55	4	0	0	0	0	0	0	0	0	378
% PM	9%	20%	23%	9%	1%									61%
PM Peak Hour	13:45	14:00	16:30	14:45	12:30									14:15
Volume	39	43	25	10	1									113

Directional Peak Periods	AM 7-9			NOON 12-2			PM 4-6			Off Peak Volumes		
All Classes	Volume	⟷	%	Volume	⟷	%	Volume	⟷	%	Volume	⟷	%
	149	⟷	24%	63	⟷	10%	87	⟷	14%	317	⟷	51%

Street Name	Direction	Percentiles					
		15th	50th	Average	85th	95th	ADT
W Oak St	East Bound	16	21	21	26	29	712
W Oak St	West Bound	16	21	21	26	29	616

Prepared by National Data & Surveying Services

SPEED

W Oak St Bet. S Beachwood Dr & S Griffith Park Dr

Day: Tuesday
Date: 2/1/2022

City: Burbank
Project #: CA22_020022_020

Summary

Time	< 15	15 - 19	20 - 24	25 - 29	30 - 34	35 - 39	40 - 44	45 - 49	50 - 54	55 - 59	60 - 64	65 - 69	70 +	Total
0:00 AM	0	0	0	0	0	0	0	0	0	0	0	0	0	0
0:15	0	0	1	0	0	0	0	0	0	0	0	0	0	1
0:30	0	0	0	0	0	0	0	0	0	0	0	0	0	0
0:45	0	0	0	0	0	0	0	0	0	0	0	0	0	0
1:00	0	0	0	0	0	0	0	0	0	0	0	0	0	0
1:15	0	0	0	0	0	0	0	0	0	0	0	0	0	0
1:30	0	0	0	0	0	0	0	0	0	0	0	0	0	0
1:45	0	0	0	0	0	0	0	0	0	0	0	0	0	0
2:00	0	0	1	0	0	0	0	0	0	0	0	0	0	1
2:15	1	0	0	0	0	0	0	0	0	0	0	0	0	1
2:30	0	0	0	0	0	0	0	0	0	0	0	0	0	0
2:45	0	0	0	1	0	0	0	0	0	0	0	0	0	1
3:00	0	0	0	0	0	0	0	0	0	0	0	0	0	0
3:15	0	0	0	0	0	0	0	0	0	0	0	0	0	0
3:30	0	0	0	0	0	0	0	0	0	0	0	0	0	0
3:45	0	0	0	0	0	0	0	0	0	0	0	0	0	0
4:00	0	0	0	0	0	0	0	0	0	0	0	0	0	0
4:15	0	0	0	0	0	0	0	0	0	0	0	0	0	0
4:30	0	0	0	0	0	0	0	0	0	0	0	0	0	0
4:45	0	0	0	0	0	0	0	0	0	0	0	0	0	0
5:00	0	1	0	0	0	0	0	0	0	0	0	0	0	1
5:15	0	0	0	0	0	0	0	0	0	0	0	0	0	0
5:30	0	0	0	0	0	0	0	0	0	0	0	0	0	0
5:45	0	0	0	0	0	0	0	0	0	0	0	0	0	0
6:00	0	0	0	0	0	0	0	0	0	0	0	0	0	0
6:15	0	5	0	0	0	0	0	0	0	0	0	0	0	5
6:30	0	0	4	1	0	0	0	0	0	0	0	0	0	5
6:45	0	3	10	3	1	0	0	0	0	0	0	0	0	17
7:00	0	3	2	2	0	0	0	0	0	0	0	0	0	7
7:15	0	1	10	3	0	0	0	0	0	0	0	0	0	14
7:30	3	35	30	4	0	0	0	1	0	0	0	0	0	73
7:45	26	61	46	8	0	0	0	2	0	0	0	0	0	143
8:00	2	6	13	6	0	0	0	0	0	0	0	0	0	27
8:15	2	9	19	2	1	0	0	0	0	0	0	0	0	33
8:30	2	1	7	2	0	0	0	0	0	0	0	0	0	12
8:45	0	4	8	0	1	0	0	0	0	0	0	0	0	13
9:00	0	0	2	1	0	0	0	0	0	0	0	0	0	3
9:15	0	3	4	2	0	0	0	0	0	0	0	0	0	9
9:30	1	3	8	2	0	0	0	0	0	0	0	0	0	14
9:45	0	4	2	5	0	0	0	0	0	0	0	0	0	11
10:00	1	2	10	1	1	0	0	0	0	0	0	0	0	15
10:15	0	1	8	4	0	0	0	0	0	0	0	0	0	13
10:30	0	1	5	1	0	0	0	0	0	0	0	0	0	7
10:45	0	4	4	3	0	0	0	0	0	0	0	0	0	11
11:00	0	3	8	3	0	0	1	0	0	0	0	0	0	15
11:15	0	1	11	6	0	0	0	0	0	0	0	0	0	18
11:30	0	5	6	2	0	0	0	0	0	0	0	0	0	13
11:45	0	5	6	7	0	1	0	0	0	0	0	0	0	19
12:00 PM	1	3	9	10	1	0	0	0	0	0	0	0	0	24
12:15	1	5	11	3	0	0	0	0	0	0	0	0	0	20
12:30	0	9	8	3	0	0	0	0	0	0	0	0	0	20
12:45	0	4	8	3	1	0	0	0	0	0	0	0	0	16
13:00	1	2	11	4	0	0	0	0	0	0	0	0	0	18
13:15	0	1	11	6	2	0	0	0	0	0	0	0	0	20
13:30	1	6	11	3	0	0	0	0	0	0	0	0	0	21
13:45	1	5	16	9	2	0	0	0	0	0	0	0	0	33
14:00	1	13	14	3	1	0	0	0	0	0	0	0	0	32
14:15	53	39	19	3	0	0	0	0	0	0	0	0	0	114
14:30	2	7	16	7	0	0	0	0	0	0	0	0	0	32
14:45	0	3	6	6	1	0	0	0	0	0	0	0	0	16
15:00	0	5	13	5	1	0	0	0	0	0	0	0	0	24
15:15	3	12	8	5	0	0	0	0	0	0	0	0	0	28
15:30	9	10	9	4	0	0	0	0	0	0	0	0	0	32
15:45	1	5	16	1	0	0	0	0	0	0	0	0	0	23
16:00	1	8	10	5	0	0	0	0	0	0	0	0	0	24
16:15	2	6	8	2	0	0	0	0	0	0	0	0	0	18
16:30	2	8	13	3	1	0	0	0	0	0	0	0	0	27
16:45	2	6	12	3	0	0	0	0	0	0	0	0	0	23
17:00	1	13	13	5	0	0	0	0	0	0	0	0	0	32
17:15	4	7	10	1	0	0	0	0	0	0	0	0	0	22
17:30	1	5	9	4	0	0	0	0	0	0	0	0	0	19
17:45	1	5	8	4	1	0	0	0	0	0	0	0	0	19
18:00	0	4	7	8	2	0	0	0	0	0	0	0	0	21
18:15	0	4	16	3	0	0	0	0	0	0	0	0	0	23
18:30	0	1	11	1	0	0	0	0	0	0	0	0	0	13
18:45	0	4	4	4	0	0	0	0	0	0	0	0	0	12
19:00	0	1	2	4	0	0	0	0	0	0	0	0	0	7
19:15	2	2	5	3	0	0	0	0	0	0	0	0	0	12
19:30	0	2	6	1	1	0	0	0	0	0	0	0	0	10
19:45	0	1	6	2	0	0	0	0	0	0	0	0	0	9
20:00	1	2	5	2	1	0	0	0	0	0	0	0	0	11
20:15	0	0	3	2	1	0	0	0	0	0	0	0	0	6
20:30	0	0	4	1	0	0	0	0	0	0	0	0	0	5
20:45	1	1	3	1	0	0	0	0	0	0	0	0	0	6
21:00	2	2	1	1	0	0	0	0	0	0	0	0	0	6
21:15	4	0	3	1	1	0	0	0	0	0	0	0	0	9
21:30	0	1	1	1	1	0	0	0	0	0	0	0	0	4
21:45	0	0	3	1	0	0	0	0	0	0	0	0	0	4
22:00	1	0	0	1	0	0	0	0	0	0	0	0	0	2
22:15	0	2	1	0	0	0	0	0	0	0	0	0	0	3
22:30	1	1	0	0	0	0	0	0	0	0	0	0	0	2
22:45	0	0	0	1	0	0	0	0	0	0	0	0	0	1
23:00	1	1	0	0	0	0	0	0	0	0	0	0	0	2
23:15	0	0	0	0	0	0	0	0	0	0	0	0	0	0
23:30	0	0	0	0	1	0	0	0	0	0	0	0	0	1
23:45	0	0	0	0	0	0	0	0	0	0	0	0	0	0
Totals	139	377	575	209	21	1	1	3						1325
% of Totals	10%	28%	43%	16%	2%	0%	0%	0%						100%

AM Volumes	38	161	225	68	4	1	1	3	0	0	0	0	0	502
% AM	3%	12%	17%	5%	0%	0%	0%	0%						38%
AM Peak Hour	7:30	7:30	7:30	11:15	8:00	11:00	10:15	7:00						7:30
Volume	33	111	108	25	2	1	1	3						276
PM Volumes	101	216	350	140	19	0	0	0	0	0	0	0	0	826
% PM	8%	16%	26%	11%	1%									62%
PM Peak Hour	13:45	13:45	13:45	14:30	13:15									13:45
Volume	57	64	65	23	5									211

Directional Peak Periods	AM 7-9			NOON 12-2			PM 4-6			Off Peak Volumes		
All Classes	Volume	⟷	%	Volume	⟷	%	Volume	⟷	%	Volume	⟷	%
	322		24%	172		13%	184		14%	650		49%

Street Name	Direction	Percentiles					
		15th	50th	Average	85th	95th	ADT
W Oak St	Summary	16	21	21	26	29	1328

Prepared by National Data & Surveying Services

SPEED

W Oak St Bet. S Beachwood Dr & S Griffith Park Dr

Day: Tuesday
Date: 2/1/2022

City: Burbank
Project #: CA22_020022_020e

East Bound

Time	< 15	15 - 19	20 - 24	25 - 29	30 - 34	35 - 39	40 - 44	45 - 49	50 - 54	55 - 59	60 - 64	65 - 69	70 +	Total
0:00 AM	0	0	0	0	0	0	0	0	0	0	0	0	0	0
1:00	0	0	0	0	0	0	0	0	0	0	0	0	0	0
2:00	0	0	0	1	0	0	0	0	0	0	0	0	0	1
3:00	0	0	0	0	0	0	0	0	0	0	0	0	0	0
4:00	0	0	0	0	0	0	0	0	0	0	0	0	0	0
5:00	0	0	0	0	0	0	0	0	0	0	0	0	0	0
6:00	0	5	7	4	1	0	0	0	0	0	0	0	0	17
7:00	27	66	31	4	0	0	0	0	0	0	0	0	0	128
8:00	4	12	24	4	1	0	0	0	0	0	0	0	0	45
9:00	0	6	8	3	0	0	0	0	0	0	0	0	0	17
10:00	0	5	17	3	1	0	0	0	0	0	0	0	0	26
11:00	0	4	18	8	0	0	0	0	0	0	0	0	0	30
12:00 PM	0	7	22	14	2	0	0	0	0	0	0	0	0	45
13:00	3	8	34	16	3	0	0	0	0	0	0	0	0	64
14:00	17	19	34	14	1	0	0	0	0	0	0	0	0	85
15:00	5	17	29	7	1	0	0	0	0	0	0	0	0	59
16:00	5	15	23	6	0	0	0	0	0	0	0	0	0	49
17:00	4	14	22	7	1	0	0	0	0	0	0	0	0	48
18:00	0	6	19	10	2	0	0	0	0	0	0	0	0	37
19:00	2	3	11	7	1	0	0	0	0	0	0	0	0	24
20:00	2	0	10	1	2	0	0	0	0	0	0	0	0	15
21:00	4	2	6	3	1	0	0	0	0	0	0	0	0	16
22:00	1	2	1	0	0	0	0	0	0	0	0	0	0	4
23:00	1	0	0	0	1	0	0	0	0	0	0	0	0	2
Totals	75	191	316	112	18									712
% of Totals	11%	27%	44%	16%	3%									100%

AM Volumes	31	98	105	27	3	0	0	0	0	0	0	0	0	264
% AM	4%	14%	15%	4%	0%									37%
AM Peak Hour	7:00	7:00	7:00	11:00	6:00									7:00
Volume	27	66	31	8	1									128
PM Volumes	44	93	211	85	15	0	0	0	0	0	0	0	0	448
% PM	6%	13%	30%	12%	2%									63%
PM Peak Hour	14:00	14:00	13:00	13:00	13:00									14:00
Volume	17	19	34	16	3									85

Directional Peak Periods	AM 7-9			NOON 12-2			PM 4-6			Off Peak Volumes		
All Speeds	Volume		%	Volume		%	Volume		%	Volume		%
	173	↔	24%	109	↔	15%	97	↔	14%	333	↔	47%

Street Name	Direction	Percentiles					
		15th	50th	Average	85th	95th	ADT
W Oak St	East Bound	16	21	21	26	29	712
W Oak St	West Bound	16	21	21	26	29	616

Prepared by National Data & Surveying Services

SPEED

W Oak St Bet. S Beachwood Dr & S Griffith Park Dr

Day: Tuesday
Date: 2/1/2022

City: Burbank
Project #: CA22_020022_020w

West Bound

Time	< 15	15 - 19	20 - 24	25 - 29	30 - 34	35 - 39	40 - 44	45 - 49	50 - 54	55 - 59	60 - 64	65 - 69	70 +	Total
0:00 AM	0	0	1	0	0	0	0	0	0	0	0	0	0	1
1:00	0	0	0	0	0	0	0	0	0	0	0	0	0	0
2:00	1	0	1	0	0	0	0	0	0	0	0	0	0	2
3:00	0	0	0	0	0	0	0	0	0	0	0	0	0	0
4:00	0	0	0	0	0	0	0	0	0	0	0	0	0	0
5:00	0	1	0	0	0	0	0	0	0	0	0	0	0	1
6:00	0	3	7	0	0	0	0	0	0	0	0	0	0	10
7:00	2	34	57	13	0	0	0	3	0	0	0	0	0	109
8:00	2	8	23	6	1	0	0	0	0	0	0	0	0	40
9:00	1	4	8	7	0	0	0	0	0	0	0	0	0	20
10:00	1	3	10	6	0	0	0	0	0	0	0	0	0	20
11:00	0	10	13	10	0	1	1	0	0	0	0	0	0	35
12:00 PM	2	14	14	5	0	0	0	0	0	0	0	0	0	35
13:00	0	6	15	6	1	0	0	0	0	0	0	0	0	28
14:00	39	43	21	5	1	0	0	0	0	0	0	0	0	109
15:00	8	15	17	8	0	0	0	0	0	0	0	0	0	48
16:00	2	13	20	7	1	0	0	0	0	0	0	0	0	43
17:00	3	16	18	7	0	0	0	0	0	0	0	0	0	44
18:00	0	7	19	6	0	0	0	0	0	0	0	0	0	32
19:00	0	3	8	3	0	0	0	0	0	0	0	0	0	14
20:00	0	3	5	5	0	0	0	0	0	0	0	0	0	13
21:00	2	1	2	1	1	0	0	0	0	0	0	0	0	7
22:00	1	1	0	2	0	0	0	0	0	0	0	0	0	4
23:00	0	1	0	0	0	0	0	0	0	0	0	0	0	1
Totals	64	186	259	97	5	1	1	3						616
% of Totals	10%	30%	42%	16%	1%	0%	0%	0%						100%

AM Volumes	7	63	120	42	1	1	1	3	0	0	0	0	0	238
% AM	1%	10%	19%	7%	0%	0%	0%	0%						39%
AM Peak Hour	7:00	7:00	7:00	7:00	8:00	11:00	11:00	7:00						7:00
Volume	2	34	57	13	1	1	1	3						109
PM Volumes	57	123	139	55	4	0	0	0	0	0	0	0	0	378
% PM	9%	20%	23%	9%	1%									61%
PM Peak Hour	14:00	14:00	14:00	15:00	13:00									14:00
Volume	39	43	21	8	1									109

Directional Peak Periods	AM 7-9			NOON 12-2			PM 4-6			Off Peak Volumes		
All Speeds	Volume	↔	%	Volume	↔	%	Volume	↔	%	Volume	↔	%
	149		24%	63		10%	87		14%	317		51%

Street Name	Direction	Percentiles					
		15th	50th	Average	85th	95th	ADT
W Oak St	East Bound	16	21	21	26	29	712
W Oak St	West Bound	16	21	21	26	29	616

Prepared by National Data & Surveying Services

SPEED

W Oak St Bet. S Beachwood Dr & S Griffith Park Dr

Day: Tuesday
Date: 2/1/2022

City: Burbank
Project #: CA22_020022_020

Summary

Time	< 15	15 - 19	20 - 24	25 - 29	30 - 34	35 - 39	40 - 44	45 - 49	50 - 54	55 - 59	60 - 64	65 - 69	70 +	Total
0:00 AM	0	0	1	0	0	0	0	0	0	0	0	0	0	1
1:00	0	0	0	0	0	0	0	0	0	0	0	0	0	0
2:00	1	0	1	1	0	0	0	0	0	0	0	0	0	3
3:00	0	0	0	0	0	0	0	0	0	0	0	0	0	0
4:00	0	0	0	0	0	0	0	0	0	0	0	0	0	0
5:00	0	1	0	0	0	0	0	0	0	0	0	0	0	1
6:00	0	8	14	4	1	0	0	0	0	0	0	0	0	27
7:00	29	100	88	17	0	0	0	3	0	0	0	0	0	237
8:00	6	20	47	10	2	0	0	0	0	0	0	0	0	85
9:00	1	10	16	10	0	0	0	0	0	0	0	0	0	37
10:00	1	8	27	9	1	0	0	0	0	0	0	0	0	46
11:00	0	14	31	18	0	1	1	0	0	0	0	0	0	65
12:00 PM	2	21	36	19	2	0	0	0	0	0	0	0	0	80
13:00	3	14	49	22	4	0	0	0	0	0	0	0	0	92
14:00	56	62	55	19	2	0	0	0	0	0	0	0	0	194
15:00	13	32	46	15	1	0	0	0	0	0	0	0	0	107
16:00	7	28	43	13	1	0	0	0	0	0	0	0	0	92
17:00	7	30	40	14	1	0	0	0	0	0	0	0	0	92
18:00	0	13	38	16	2	0	0	0	0	0	0	0	0	69
19:00	2	6	19	10	1	0	0	0	0	0	0	0	0	38
20:00	2	3	15	6	2	0	0	0	0	0	0	0	0	28
21:00	6	3	8	4	2	0	0	0	0	0	0	0	0	23
22:00	2	3	1	2	0	0	0	0	0	0	0	0	0	8
23:00	1	1	0	0	1	0	0	0	0	0	0	0	0	3
Totals	139	377	575	209	23	1	1	3						1328
% of Totals	10%	28%	43%	16%	2%	0%	0%	0%						100%

AM Volumes	38	161	225	69	4	1	1	3	0	0	0	0	0	502
% AM	3%	12%	17%	5%	0%	0%	0%	0%						38%
AM Peak Hour	7:00	7:00	7:00	11:00	8:00	11:00	11:00	7:00						7:00
Volume	29	100	88	18	2	1	1	3						237
PM Volumes	101	216	350	140	19	0	0	0	0	0	0	0	0	826
% PM	8%	16%	26%	11%	1%									62%
PM Peak Hour	14:00	14:00	14:00	13:00	13:00									14:00
Volume	56	62	55	22	4									194

Directional Peak Periods	AM 7-9			NOON 12-2			PM 4-6			Off Peak Volumes		
All Speeds	Volume	↔	%	Volume	↔	%	Volume	↔	%	Volume	↔	%
	322		24%	172		13%	184		14%	650		49%

Street Name	Direction	Percentiles					
		15th	50th	Average	85th	95th	ADT
W Oak St	Summary	16	21	21	26	29	1328

Prepared by NDS/ATD

Prepared by National Data & Surveying Services

VOLUME

W Oak St Bet. S Beachwood Dr & S Griffith Park Dr

Day: Tuesday
Date: 2/1/2022

City: Burbank
Project #: CA22_020022_020

DAILY TOTALS	NB	SB	EB	WB	Total
	0	0	712	616	1,328

AM Period	NB	SB	EB		WB		TOTAL		PM Period	NB	SB	EB		WB		TOTAL	
0:00	0	0	0		0				12:00	0	0	13		11		24	
0:15	0	0	0		1		1		12:15	0	0	12		8		20	
0:30	0	0	0		0				12:30	0	0	14		6		20	
0:45	0	0	0		0	1		1	12:45	0	0	6	45	10	35	16	80
1:00	0	0	0		0				13:00	0	0	11		7		18	
1:15	0	0	0		0				13:15	0	0	13		7		20	
1:30	0	0	0		0				13:30	0	0	12		9		21	
1:45	0	0	0		0				13:45	0	0	28	64	5	28	33	92
2:00	0	0	0		1		1		14:00	0	0	26		6		32	
2:15	0	0	0		1		1		14:15	0	0	39		75		114	
2:30	0	0	0		0				14:30	0	0	12		20		32	
2:45	0	0	1	1	0	2	1	3	14:45	0	0	8	85	8	109	16	194
3:00	0	0	0		0				15:00	0	0	14		10		24	
3:15	0	0	0		0				15:15	0	0	18		10		28	
3:30	0	0	0		0				15:30	0	0	14		18		32	
3:45	0	0	0		0				15:45	0	0	13	59	10	48	23	107
4:00	0	0	0		0				16:00	0	0	12		12		24	
4:15	0	0	0		0				16:15	0	0	10		8		18	
4:30	0	0	0		0				16:30	0	0	13		14		27	
4:45	0	0	0		0				16:45	0	0	14	49	9	43	23	92
5:00	0	0	0		1		1		17:00	0	0	13		19		32	
5:15	0	0	0		0				17:15	0	0	14		8		22	
5:30	0	0	0		0				17:30	0	0	8		11		19	
5:45	0	0	0		0	1		1	17:45	0	0	13	48	6	44	19	92
6:00	0	0	0		0				18:00	0	0	13		8		21	
6:15	0	0	2		3		5		18:15	0	0	13		10		23	
6:30	0	0	2		3		5		18:30	0	0	7		6		13	
6:45	0	0	13	17	4	10	17	27	18:45	0	0	4	37	8	32	12	69
7:00	0	0	3		4		7		19:00	0	0	4		3		7	
7:15	0	0	7		7		14		19:15	0	0	10		2		12	
7:30	0	0	38		35		73		19:30	0	0	5		5		10	
7:45	0	0	80	128	63	109	143	237	19:45	0	0	5	24	4	14	9	38
8:00	0	0	11		16		27		20:00	0	0	6		5		11	
8:15	0	0	18		15		33		20:15	0	0	4		2		6	
8:30	0	0	10		2		12		20:30	0	0	2		3		5	
8:45	0	0	6	45	7	40	13	85	20:45	0	0	3	15	3	13	6	28
9:00	0	0	1		2		3		21:00	0	0	5		1		6	
9:15	0	0	5		4		9		21:15	0	0	7		2		9	
9:30	0	0	5		9		14		21:30	0	0	2		2		4	
9:45	0	0	6	17	5	20	11	37	21:45	0	0	2	16	2	7	4	23
10:00	0	0	9		6		15		22:00	0	0	1		1		2	
10:15	0	0	6		7		13		22:15	0	0	2		1		3	
10:30	0	0	5		2		7		22:30	0	0	1		1		2	
10:45	0	0	6	26	5	20	11	46	22:45	0	0	0	4	1	4	1	8
11:00	0	0	7		8		15		23:00	0	0	1		1		2	
11:15	0	0	9		9		18		23:15	0	0	0		0			
11:30	0	0	4		9		13		23:30	0	0	1		0		1	
11:45	0	0	10	30	9	35	19	65	23:45	0	0	0	2	0	1		3
TOTALS				264		238		502	TOTALS				448		378		826
SPLIT %				52.6%		47.4%		37.8%	SPLIT %				54.2%		45.8%		62.2%

DAILY TOTALS	NB	SB	EB	WB	Total
	0	0	712	616	1,328

AM Peak Hour			7:30	7:30	7:30	PM Peak Hour			13:30	14:15	13:45
AM Pk Volume			147	129	276	PM Pk Volume			105	113	211
Pk Hr Factor			0.459	0.512	0.483	Pk Hr Factor			0.673	0.377	0.463
7 - 9 Volume	0	0	173	149	322	4 - 6 Volume	0	0	97	87	184
7 - 9 Peak Hour			7:30	7:30	7:30	4 - 6 Peak Hour			16:30	16:15	16:30
7 - 9 Pk Volume	0	0	147	129	276	4 - 6 Pk Volume	0	0	54	50	104
Pk Hr Factor	0.000	0.000	0.459	0.512	0.483	Pk Hr Factor	0.000	0.000	0.964	0.658	0.813

Prepared by NDS/ATD

Project #: CA22_020022_020 **City:** Burbank

Location: W Oak St Bet. S Beachwood Dr & S Griffith **Date:** 2/1/2022

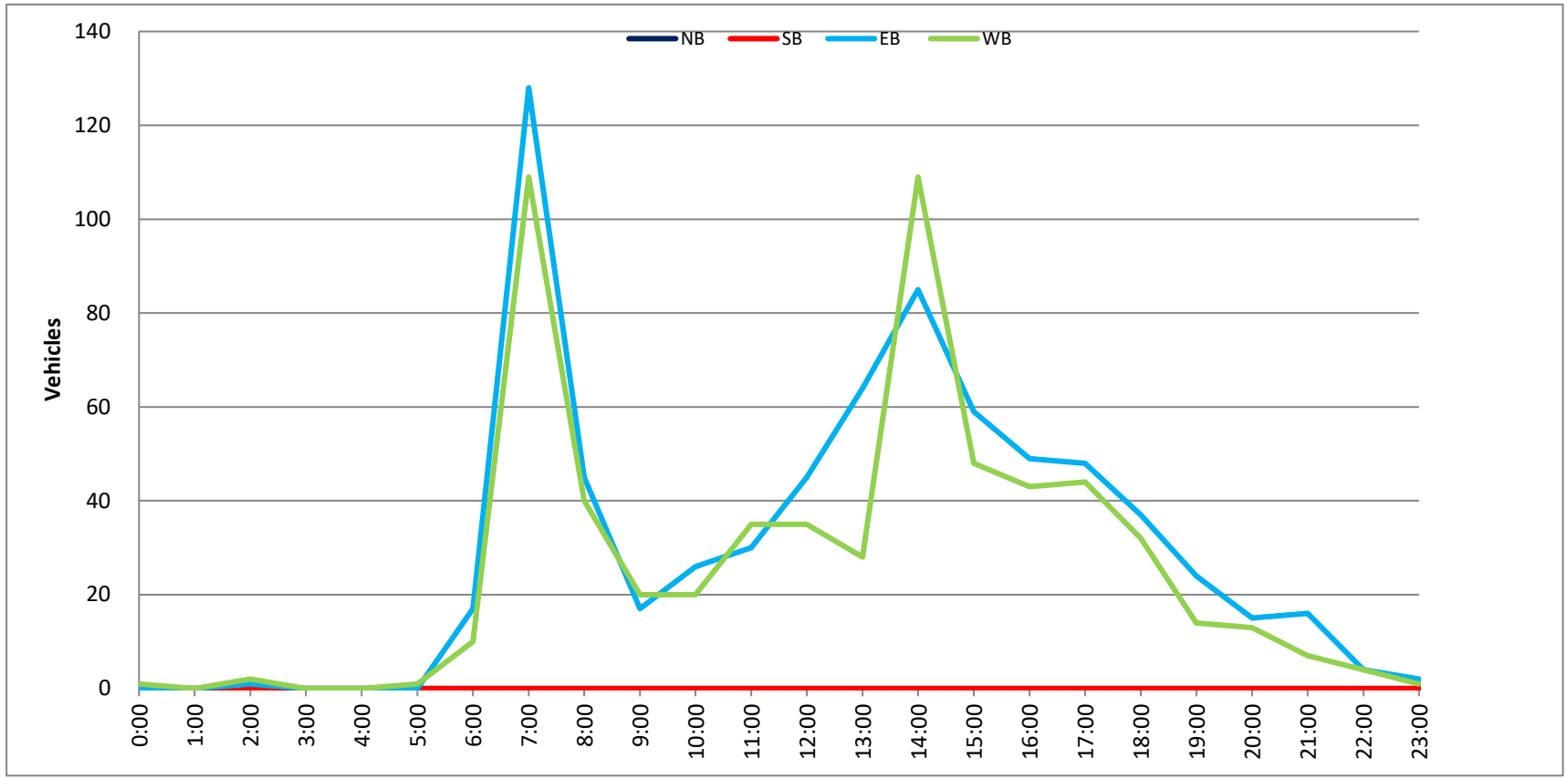

Prepared by National Data & Surveying Services

SPEED

W Oak St Bet. S Beachwood Dr & S Griffith Park Dr

Day: Wednesday
Date: 2/2/2022

City: Burbank
Project #: CA22_020022_020e

East Bound

Time	< 15	15 - 19	20 - 24	25 - 29	30 - 34	35 - 39	40 - 44	45 - 49	50 - 54	55 - 59	60 - 64	65 - 69	70 +	Total
0:00 AM	0	0	0	0	0	0	0	0	0	0	0	0	0	0
0:15	0	0	1	0	0	0	0	0	0	0	0	0	0	1
0:30	0	0	0	0	0	0	0	0	0	0	0	0	0	0
0:45	0	0	0	0	0	0	0	0	0	0	0	0	0	0
1:00	0	0	0	0	0	0	0	0	0	0	0	0	0	0
1:15	0	0	0	0	0	0	0	0	0	0	0	0	0	0
1:30	0	0	0	0	0	0	0	0	0	0	0	0	0	0
1:45	0	0	0	0	0	0	0	0	0	0	0	0	0	0
2:00	0	0	0	0	0	0	0	0	0	0	0	0	0	0
2:15	0	0	1	0	0	0	0	0	0	0	0	0	0	1
2:30	0	0	0	0	0	0	0	0	0	0	0	0	0	0
2:45	0	0	0	1	0	0	0	0	0	0	0	0	0	1
3:00	0	0	0	0	0	0	0	0	0	0	0	0	0	0
3:15	0	0	0	0	0	0	0	0	0	0	0	0	0	0
3:30	0	0	0	0	0	0	0	0	0	0	0	0	0	0
3:45	0	0	0	0	0	0	0	0	0	0	0	0	0	0
4:00	0	0	0	0	0	0	0	0	0	0	0	0	0	0
4:15	1	0	0	0	0	0	0	0	0	0	0	0	0	1
4:30	0	0	0	0	0	0	0	0	0	0	0	0	0	0
4:45	0	0	0	0	0	0	0	0	0	0	0	0	0	0
5:00	0	0	0	0	0	0	0	0	0	0	0	0	0	0
5:15	0	0	0	0	0	0	0	0	0	0	0	0	0	0
5:30	0	0	0	0	0	0	0	0	0	0	0	0	0	0
5:45	0	0	1	0	0	0	0	0	0	0	0	0	0	1
6:00	0	0	0	0	0	0	0	0	0	0	0	0	0	0
6:15	0	0	1	0	0	0	0	0	0	0	0	0	0	1
6:30	0	1	1	0	1	0	0	0	0	0	0	0	0	3
6:45	0	0	7	0	0	0	0	0	0	0	0	0	0	7
7:00	1	1	5	1	0	0	0	0	0	0	0	0	0	8
7:15	2	3	2	0	0	0	0	0	0	0	0	0	0	7
7:30	12	25	5	0	0	0	0	0	0	0	0	0	0	42
7:45	12	32	19	3	0	0	0	0	0	0	0	0	0	66
8:00	0	6	12	1	0	0	0	0	0	0	0	0	0	19
8:15	1	4	4	2	1	0	0	0	0	0	0	0	0	12
8:30	1	0	6	3	0	0	0	0	0	0	0	0	0	10
8:45	0	1	3	3	0	0	0	0	0	0	0	0	0	7
9:00	1	2	6	1	0	0	0	0	0	0	0	0	0	10
9:15	1	2	3	1	0	0	0	0	0	0	0	0	0	7
9:30	0	1	6	0	0	0	0	0	0	0	0	0	0	7
9:45	0	4	5	2	0	0	0	0	0	0	0	0	0	11
10:00	0	0	2	2	0	0	0	0	0	0	0	0	0	4
10:15	0	1	2	1	0	0	0	0	0	0	0	0	0	4
10:30	0	0	4	2	0	0	0	0	0	0	0	0	0	6
10:45	0	1	2	1	0	0	0	0	0	0	0	0	0	4
11:00	3	2	2	2	0	0	0	0	0	0	0	0	0	9
11:15	0	3	5	4	0	0	0	0	0	0	0	0	0	12
11:30	1	0	7	1	0	0	0	0	0	0	0	0	0	9
11:45	1	3	3	1	0	0	0	0	0	0	0	0	0	8
12:00 PM	0	1	3	3	0	0	0	0	0	0	0	0	0	7
12:15	0	3	4	4	0	0	0	0	0	0	0	0	0	11
12:30	0	1	9	7	0	0	0	0	0	0	0	0	0	17
12:45	0	2	7	4	1	0	0	0	0	0	0	0	0	14
13:00	0	5	6	3	1	0	0	0	0	0	0	0	0	15
13:15	1	5	10	2	0	0	0	0	0	0	0	0	0	18
13:30	0	0	6	1	0	0	0	0	0	0	0	0	0	7
13:45	0	2	2	3	0	0	0	0	0	0	0	0	0	7
14:00	0	2	4	3	3	0	0	0	0	0	0	0	0	12
14:15	0	4	4	2	1	0	0	0	0	0	0	0	0	11
14:30	0	13	6	7	0	0	0	0	0	0	0	0	0	26
14:45	1	11	13	4	0	0	0	0	0	0	0	0	0	29
15:00	6	7	14	1	1	0	0	0	0	0	0	0	0	29
15:15	0	8	8	3	1	0	0	0	0	0	0	0	0	20
15:30	0	6	7	2	0	0	0	0	0	0	0	0	0	15
15:45	1	4	8	4	0	0	0	0	0	0	0	0	0	17
16:00	1	9	8	1	0	0	0	0	0	0	0	0	0	19
16:15	3	5	10	1	0	0	0	0	0	0	0	0	0	19
16:30	0	3	9	1	0	0	0	0	0	0	0	0	0	13
16:45	2	5	2	3	0	0	0	0	0	0	0	0	0	12
17:00	2	7	9	1	0	0	0	0	0	0	0	0	0	19
17:15	0	1	10	1	0	0	0	0	0	0	0	0	0	12
17:30	0	3	6	4	0	0	0	0	0	0	0	0	0	13
17:45	1	1	4	7	0	0	0	0	0	0	0	0	0	13
18:00	0	4	4	1	1	0	0	0	0	0	0	0	0	10
18:15	1	3	2	1	0	0	0	0	0	0	0	0	0	7
18:30	0	3	6	1	0	0	0	0	0	0	0	0	0	10
18:45	0	3	4	2	0	0	0	0	0	0	0	0	0	9
19:00	1	1	4	1	0	0	0	0	0	0	0	0	0	7
19:15	1	0	6	4	0	0	0	0	0	0	0	0	0	11
19:30	0	1	3	0	0	0	0	0	0	0	0	0	0	4
19:45	0	0	4	1	2	0	0	0	0	0	0	0	0	7
20:00	0	3	2	2	0	0	0	0	0	0	0	0	0	7
20:15	1	2	2	1	0	0	0	0	0	0	0	0	0	6
20:30	0	1	3	2	0	0	0	0	0	0	0	0	0	6
20:45	0	2	0	2	0	0	0	0	0	0	0	0	0	4
21:00	0	1	1	0	1	0	0	0	0	0	0	0	0	3
21:15	0	0	1	0	0	0	0	0	0	0	0	0	0	1
21:30	0	1	2	0	0	0	0	0	0	0	0	0	0	3
21:45	0	0	0	0	0	0	0	0	0	0	0	0	0	0
22:00	0	0	0	0	0	0	0	0	0	0	0	0	0	0
22:15	0	0	1	0	0	0	0	0	0	0	0	0	0	1
22:30	0	0	0	0	0	0	0	0	0	0	0	0	0	0
22:45	0	0	0	0	0	0	0	0	0	0	0	0	0	0
23:00	0	0	1	0	0	0	0	0	0	0	0	0	0	1
23:15	0	1	0	0	0	0	0	0	0	0	0	0	0	1
23:30	0	0	1	0	0	0	0	0	0	0	0	0	0	1
23:45	0	0	0	0	0	0	0	0	0	0	0	0	0	0
Totals	59	226	331	122	14									752
% of Totals	8%	30%	44%	16%	2%									100%

AM Volumes	37	92	115	32	2	0	0	0	0	0	0	0	0	278
% AM	5%	12%	15%	4%	0%									37%
AM Peak Hour	7:00	7:30	7:45	11:45	5:45									7:30
Volume	27	67	41	15	1									139
PM Volumes	22	134	216	90	12	0	0	0	0	0	0	0	0	474
% PM	3%	18%	29%	12%	2%									63%
PM Peak Hour	14:15	14:30	14:45	12:00	13:30									14:30
Volume	7	39	42	18	4									104

Directional Peak Periods	AM 7-9			NOON 12-2			PM 4-6			Off Peak Volumes		
All Classes	Volume	⟷	%	Volume	⟷	%	Volume	⟷	%	Volume	⟷	%
	171		23%	96		13%	120		16%	365		49%

Street Name	Direction	Percentiles					
		15th	50th	Average	85th	95th	ADT
W Oak St	East Bound	16	21	21	26	29	752
W Oak St	West Bound	16	21	21	26	29	643

Prepared by National Data & Surveying Services

SPEED

W Oak St Bet. S Beachwood Dr & S Griffith Park Dr

Day: Wednesday
Date: 2/2/2022

City: Burbank
Project #: CA22_020022_020w

West Bound

Time	< 15	15 - 19	20 - 24	25 - 29	30 - 34	35 - 39	40 - 44	45 - 49	50 - 54	55 - 59	60 - 64	65 - 69	70 +	Total
0:00 AM	0	0	1	0	0	0	0	0	0	0	0	0	0	1
0:15	0	0	1	0	0	0	0	0	0	0	0	0	0	1
0:30	0	0	1	0	0	0	0	0	0	0	0	0	0	1
0:45	0	0	0	0	0	0	0	0	0	0	0	0	0	0
1:00	0	0	0	0	0	0	0	0	0	0	0	0	0	0
1:15	0	0	0	0	0	0	0	0	0	0	0	0	0	0
1:30	0	0	0	0	0	0	0	0	0	0	0	0	0	0
1:45	0	0	0	0	0	0	0	0	0	0	0	0	0	0
2:00	0	0	0	0	0	0	0	0	0	0	0	0	0	0
2:15	0	0	0	0	0	0	0	0	0	0	0	0	0	0
2:30	0	0	0	0	0	0	0	0	0	0	0	0	0	0
2:45	0	0	0	0	0	0	0	0	0	0	0	0	0	0
3:00	0	0	0	0	0	0	0	0	0	0	0	0	0	0
3:15	0	0	0	0	0	0	0	0	0	0	0	0	0	0
3:30	0	0	0	0	0	0	0	0	0	0	0	0	0	0
3:45	0	0	1	0	0	0	0	0	0	0	0	0	0	1
4:00	0	0	0	0	0	0	0	0	0	0	0	0	0	0
4:15	0	0	0	0	1	0	0	0	0	0	0	0	0	1
4:30	0	0	0	0	0	0	0	0	0	0	0	0	0	0
4:45	0	0	0	0	0	0	0	0	0	0	0	0	0	0
5:00	0	0	0	0	0	0	0	0	0	0	0	0	0	0
5:15	0	0	0	1	0	0	0	0	0	0	0	0	0	1
5:30	0	0	0	0	0	0	0	0	0	0	0	0	0	0
5:45	0	0	0	0	0	0	0	0	0	0	0	0	0	0
6:00	0	0	0	2	0	0	0	0	0	0	0	0	0	2
6:15	0	1	1	1	0	0	0	0	0	0	0	0	0	3
6:30	0	0	1	0	0	0	0	0	0	0	0	0	0	1
6:45	1	3	1	3	0	0	0	0	0	0	0	0	0	8
7:00	2	3	5	1	0	0	0	0	0	0	0	0	0	11
7:15	0	2	1	0	0	0	0	0	0	0	0	0	0	3
7:30	3	17	17	1	0	0	0	0	0	0	0	0	0	38
7:45	4	25	34	4	0	0	1	0	0	0	0	0	0	68
8:00	1	6	5	4	0	0	0	0	0	0	0	0	0	16
8:15	0	2	4	3	0	0	0	0	0	0	0	0	0	9
8:30	0	0	3	3	0	0	0	0	0	0	0	0	0	6
8:45	2	0	2	2	0	0	0	0	0	0	0	0	0	6
9:00	0	1	2	2	0	0	0	0	0	0	0	0	0	5
9:15	0	0	6	0	0	0	0	0	0	0	0	0	0	6
9:30	1	1	3	2	0	0	0	0	0	0	0	0	0	7
9:45	0	0	4	1	0	0	0	0	0	0	0	0	0	5
10:00	0	0	4	1	0	0	0	0	0	0	0	0	0	5
10:15	0	1	1	2	1	0	0	0	0	0	0	0	0	5
10:30	1	3	1	1	0	0	0	0	0	0	0	0	0	6
10:45	0	4	1	1	0	0	0	0	0	0	0	0	0	6
11:00	1	0	4	4	1	0	0	0	0	0	0	0	0	10
11:15	0	2	0	3	0	0	0	0	0	0	0	0	0	5
11:30	0	2	3	0	1	0	0	0	0	0	0	0	0	6
11:45	2	1	5	4	2	0	0	0	0	0	0	0	0	14
12:00 PM	0	2	6	4	0	0	0	0	0	0	0	0	0	12
12:15	1	1	2	1	0	0	0	0	0	0	0	0	0	5
12:30	0	0	4	3	1	0	0	0	0	0	0	0	0	8
12:45	1	0	3	0	0	0	0	0	0	0	0	0	0	4
13:00	0	2	2	4	0	0	0	0	0	0	0	0	0	8
13:15	0	2	7	0	0	0	0	0	0	0	0	0	0	9
13:30	2	2	6	0	0	0	0	0	0	0	0	0	0	10
13:45	0	0	5	2	0	0	0	0	0	0	0	0	0	7
14:00	1	4	3	0	0	0	0	0	0	0	0	0	0	8
14:15	0	1	2	1	0	1	0	0	0	0	0	0	0	5
14:30	0	3	5	0	0	0	0	0	0	0	0	0	0	8
14:45	1	5	5	0	1	0	0	0	0	0	0	0	0	12
15:00	24	33	3	2	0	0	0	0	0	0	0	0	0	62
15:15	1	9	5	4	0	0	0	0	0	0	0	0	0	19
15:30	0	2	4	3	0	0	0	0	0	0	0	0	0	9
15:45	0	4	4	1	0	0	0	0	0	0	0	0	0	9
16:00	1	5	20	1	1	0	0	0	0	0	0	0	0	28
16:15	3	1	6	1	0	0	0	0	0	0	0	0	0	11
16:30	3	4	8	4	0	0	0	0	0	0	0	0	0	19
16:45	1	4	2	5	0	0	0	0	0	0	0	0	0	12
17:00	2	3	4	2	0	0	0	0	0	0	0	0	0	11
17:15	3	0	4	1	0	0	0	0	0	0	0	0	0	8
17:30	0	2	4	2	0	0	0	0	0	0	0	0	0	8
17:45	1	4	6	3	0	0	0	0	0	0	0	0	0	14
18:00	0	2	4	0	0	0	0	0	0	0	0	0	0	6
18:15	0	0	5	3	1	0	0	0	0	0	0	0	0	9
18:30	0	1	3	0	0	0	0	0	0	0	0	0	0	4
18:45	0	4	3	3	0	0	0	0	0	0	0	0	0	10
19:00	1	1	1	0	0	0	0	0	0	0	0	0	0	3
19:15	0	1	3	0	0	0	0	0	0	0	0	0	0	4
19:30	2	1	6	3	0	0	0	0	0	0	0	0	0	12
19:45	0	1	1	0	0	0	0	0	0	0	0	0	0	2
20:00	0	1	4	2	0	0	0	0	0	0	0	0	0	7
20:15	0	1	3	0	1	0	0	0	0	0	0	0	0	5
20:30	0	2	2	1	0	0	0	0	0	0	0	0	0	5
20:45	0	0	2	0	0	0	0	0	0	0	0	0	0	2
21:00	1	0	2	0	0	0	0	0	0	0	0	0	0	3
21:15	0	0	0	1	0	0	0	0	0	0	0	0	0	1
21:30	0	0	0	0	1	0	0	0	0	0	0	0	0	1
21:45	0	0	0	0	0	0	0	0	0	0	0	0	0	0
22:00	1	0	0	0	0	0	0	0	0	0	0	0	0	1
22:15	0	0	0	0	0	0	0	0	0	0	0	0	0	0
22:30	0	0	0	0	0	0	0	0	0	0	0	0	0	0
22:45	0	0	0	0	0	0	0	0	0	0	0	0	0	0
23:00	0	0	2	0	0	0	0	0	0	0	0	0	0	2
23:15	0	0	1	0	0	0	0	0	0	0	0	0	0	1
23:30	0	0	0	0	0	0	0	0	0	0	0	0	0	0
23:45	0	0	2	0	0	0	0	0	0	0	0	0	0	2
Totals	68	182	275	103	12	1	1							643
% of Totals	11%	28%	43%	16%	2%	0%	0%							100%

AM Volumes	18	74	112	46	6	0	1	0	0	0	0	0	0	257
% AM	3%	12%	17%	7%	1%		0%							40%
AM Peak Hour	7:00	7:15	7:30	7:45	11:00		7:00							7:30
Volume	9	50	60	14	4		1							131
PM Volumes	50	108	164	57	6	1	0	0	0	0	0	0	0	386
% PM	8%	17%	26%	9%	1%	0%								60%
PM Peak Hour	14:30	14:30	15:45	16:15	12:00	13:30								14:45
Volume	26	50	38	12	1	1								102

Directional Peak Periods	AM 7-9			NOON 12-2			PM 4-6			Off Peak Volumes		
All Classes	Volume	⟷	%	Volume	⟷	%	Volume	⟷	%	Volume	⟷	%
	157	⟷	24%	63	⟷	10%	111	⟷	17%	312	⟷	49%

Street Name	Direction	Percentiles					
		15th	50th	Average	85th	95th	ADT
W Oak St	East Bound	16	21	21	26	29	752
W Oak St	West Bound	16	21	21	26	29	643

Prepared by National Data & Surveying Services

SPEED

W Oak St Bet. S Beachwood Dr & S Griffith Park Dr

Day: Wednesday
Date: 2/2/2022

City: Burbank
Project #: CA22_020022_020

Summary

Time	< 15	15 - 19	20 - 24	25 - 29	30 - 34	35 - 39	40 - 44	45 - 49	50 - 54	55 - 59	60 - 64	65 - 69	70 +	Total
0:00 AM	0	0	1	0	0	0	0	0	0	0	0	0	0	1
0:15	0	0	2	0	0	0	0	0	0	0	0	0	0	2
0:30	0	0	1	0	0	0	0	0	0	0	0	0	0	1
0:45	0	0	0	0	0	0	0	0	0	0	0	0	0	0
1:00	0	0	0	0	0	0	0	0	0	0	0	0	0	0
1:15	0	0	0	0	0	0	0	0	0	0	0	0	0	0
1:30	0	0	0	0	0	0	0	0	0	0	0	0	0	0
1:45	0	0	0	0	0	0	0	0	0	0	0	0	0	0
2:00	0	0	0	0	0	0	0	0	0	0	0	0	0	0
2:15	0	0	1	0	0	0	0	0	0	0	0	0	0	1
2:30	0	0	0	0	0	0	0	0	0	0	0	0	0	0
2:45	0	0	0	1	0	0	0	0	0	0	0	0	0	1
3:00	0	0	0	0	0	0	0	0	0	0	0	0	0	0
3:15	0	0	0	0	0	0	0	0	0	0	0	0	0	0
3:30	0	0	0	0	0	0	0	0	0	0	0	0	0	0
3:45	0	0	1	0	0	0	0	0	0	0	0	0	0	1
4:00	0	0	0	0	0	0	0	0	0	0	0	0	0	0
4:15	1	0	0	0	1	0	0	0	0	0	0	0	0	2
4:30	0	0	0	0	0	0	0	0	0	0	0	0	0	0
4:45	0	0	0	0	0	0	0	0	0	0	0	0	0	0
5:00	0	0	0	0	0	0	0	0	0	0	0	0	0	0
5:15	0	0	0	1	0	0	0	0	0	0	0	0	0	1
5:30	0	0	0	0	0	0	0	0	0	0	0	0	0	0
5:45	0	0	1	0	0	0	0	0	0	0	0	0	0	1
6:00	0	0	0	2	0	0	0	0	0	0	0	0	0	2
6:15	0	1	2	1	0	0	0	0	0	0	0	0	0	4
6:30	0	1	2	0	1	0	0	0	0	0	0	0	0	4
6:45	1	3	8	3	0	0	0	0	0	0	0	0	0	15
7:00	3	4	10	2	0	0	0	0	0	0	0	0	0	19
7:15	2	5	3	0	0	0	0	0	0	0	0	0	0	10
7:30	15	42	22	1	0	0	0	0	0	0	0	0	0	80
7:45	16	57	53	7	0	0	1	0	0	0	0	0	0	134
8:00	1	12	17	5	0	0	0	0	0	0	0	0	0	35
8:15	1	6	8	5	1	0	0	0	0	0	0	0	0	21
8:30	1	0	9	6	0	0	0	0	0	0	0	0	0	16
8:45	2	1	5	5	0	0	0	0	0	0	0	0	0	13
9:00	1	3	8	3	0	0	0	0	0	0	0	0	0	15
9:15	1	2	9	1	0	0	0	0	0	0	0	0	0	13
9:30	1	2	9	2	0	0	0	0	0	0	0	0	0	14
9:45	0	4	9	3	0	0	0	0	0	0	0	0	0	16
10:00	0	0	6	3	0	0	0	0	0	0	0	0	0	9
10:15	0	2	3	3	1	0	0	0	0	0	0	0	0	9
10:30	1	3	5	3	0	0	0	0	0	0	0	0	0	12
10:45	0	5	3	2	0	0	0	0	0	0	0	0	0	10
11:00	4	2	6	6	1	0	0	0	0	0	0	0	0	19
11:15	0	5	5	7	0	0	0	0	0	0	0	0	0	17
11:30	1	2	10	1	1	0	0	0	0	0	0	0	0	15
11:45	3	4	8	5	2	0	0	0	0	0	0	0	0	22
12:00 PM	0	3	9	7	0	0	0	0	0	0	0	0	0	19
12:15	1	4	6	5	0	0	0	0	0	0	0	0	0	16
12:30	0	1	13	10	1	0	0	0	0	0	0	0	0	25
12:45	1	2	10	4	1	0	0	0	0	0	0	0	0	18
13:00	0	7	8	7	1	0	0	0	0	0	0	0	0	23
13:15	1	7	17	2	0	0	0	0	0	0	0	0	0	27
13:30	2	2	12	1	0	0	0	0	0	0	0	0	0	17
13:45	0	2	7	5	0	0	0	0	0	0	0	0	0	14
14:00	1	6	7	3	3	0	0	0	0	0	0	0	0	20
14:15	0	5	6	3	1	1	0	0	0	0	0	0	0	16
14:30	0	16	11	7	0	0	0	0	0	0	0	0	0	34
14:45	2	16	18	4	1	0	0	0	0	0	0	0	0	41
15:00	30	40	17	3	1	0	0	0	0	0	0	0	0	91
15:15	1	17	13	7	1	0	0	0	0	0	0	0	0	39
15:30	0	8	11	5	0	0	0	0	0	0	0	0	0	24
15:45	1	8	12	5	0	0	0	0	0	0	0	0	0	26
16:00	2	14	28	2	1	0	0	0	0	0	0	0	0	47
16:15	6	6	16	2	0	0	0	0	0	0	0	0	0	30
16:30	3	7	17	5	0	0	0	0	0	0	0	0	0	32
16:45	3	9	4	8	0	0	0	0	0	0	0	0	0	24
17:00	4	10	13	3	0	0	0	0	0	0	0	0	0	30
17:15	3	1	14	2	0	0	0	0	0	0	0	0	0	20
17:30	0	5	10	6	0	0	0	0	0	0	0	0	0	21
17:45	2	5	10	10	0	0	0	0	0	0	0	0	0	27
18:00	0	6	8	1	1	0	0	0	0	0	0	0	0	16
18:15	1	3	7	4	1	0	0	0	0	0	0	0	0	16
18:30	0	4	9	1	0	0	0	0	0	0	0	0	0	14
18:45	0	7	7	5	0	0	0	0	0	0	0	0	0	19
19:00	2	2	5	1	0	0	0	0	0	0	0	0	0	10
19:15	1	1	9	4	0	0	0	0	0	0	0	0	0	15
19:30	2	2	9	3	0	0	0	0	0	0	0	0	0	16
19:45	0	1	5	1	2	0	0	0	0	0	0	0	0	9
20:00	0	4	6	4	0	0	0	0	0	0	0	0	0	14
20:15	1	3	5	1	1	0	0	0	0	0	0	0	0	11
20:30	0	3	5	3	0	0	0	0	0	0	0	0	0	11
20:45	0	2	2	2	0	0	0	0	0	0	0	0	0	6
21:00	1	1	3	0	1	0	0	0	0	0	0	0	0	6
21:15	0	0	1	1	0	0	0	0	0	0	0	0	0	2
21:30	0	1	2	0	1	0	0	0	0	0	0	0	0	4
21:45	0	0	0	0	0	0	0	0	0	0	0	0	0	0
22:00	1	0	0	0	0	0	0	0	0	0	0	0	0	1
22:15	0	0	1	0	0	0	0	0	0	0	0	0	0	1
22:30	0	0	0	0	0	0	0	0	0	0	0	0	0	0
22:45	0	0	0	0	0	0	0	0	0	0	0	0	0	0
23:00	0	0	3	0	0	0	0	0	0	0	0	0	0	3
23:15	0	1	1	0	0	0	0	0	0	0	0	0	0	2
23:30	0	0	1	0	0	0	0	0	0	0	0	0	0	1
23:45	0	0	2	0	0	0	0	0	0	0	0	0	0	2
Totals	127	408	607	225	26	1	1							1395
% of Totals	9%	29%	44%	16%	2%	0%	0%							100%

AM Volumes	55	166	227	78	8	0	1	0	0	0	0	0	0	535
% AM	4%	12%	16%	6%	1%		0%							38%
AM Peak Hour	7:00	7:30	7:30	11:45	11:00		7:00							7:30
Volume	36	117	100	27	4		1							270
PM Volumes	72	242	380	147	18	1	0	0	0	0	0	0	0	860
% PM	5%	17%	27%	11%	1%	0%								62%
PM Peak Hour	14:30	14:30	15:45	12:00	14:00	13:30								14:30
Volume	33	89	73	26	5	1								205

Directional Peak Periods	AM 7-9			NOON 12-2			PM 4-6			Off Peak Volumes		
All Classes	Volume	↔	%	Volume	↔	%	Volume	↔	%	Volume	↔	%
	328	↔	24%	159	↔	11%	231	↔	17%	677	↔	49%

Street Name	Direction	Percentiles					
		15th	50th	Average	85th	95th	ADT
W Oak St	Summary	16	21	21	26	29	1395

Prepared by National Data & Surveying Services

SPEED

W Oak St Bet. S Beachwood Dr & S Griffith Park Dr

Day: Wednesday
Date: 2/2/2022

City: Burbank
Project #: CA22_020022_020e

East Bound

Time	< 15	15 - 19	20 - 24	25 - 29	30 - 34	35 - 39	40 - 44	45 - 49	50 - 54	55 - 59	60 - 64	65 - 69	70 +	Total
0:00 AM	0	0	1	0	0	0	0	0	0	0	0	0	0	1
1:00	0	0	0	0	0	0	0	0	0	0	0	0	0	0
2:00	0	0	1	1	0	0	0	0	0	0	0	0	0	2
3:00	0	0	0	0	0	0	0	0	0	0	0	0	0	0
4:00	1	0	0	0	0	0	0	0	0	0	0	0	0	1
5:00	0	0	1	0	0	0	0	0	0	0	0	0	0	1
6:00	0	1	9	0	1	0	0	0	0	0	0	0	0	11
7:00	27	61	31	4	0	0	0	0	0	0	0	0	0	123
8:00	2	11	25	9	1	0	0	0	0	0	0	0	0	48
9:00	2	9	20	4	0	0	0	0	0	0	0	0	0	35
10:00	0	2	10	6	0	0	0	0	0	0	0	0	0	18
11:00	5	8	17	8	0	0	0	0	0	0	0	0	0	38
12:00 PM	0	7	23	18	1	0	0	0	0	0	0	0	0	49
13:00	1	12	24	9	1	0	0	0	0	0	0	0	0	47
14:00	1	30	27	16	4	0	0	0	0	0	0	0	0	78
15:00	7	25	37	10	2	0	0	0	0	0	0	0	0	81
16:00	6	22	29	6	0	0	0	0	0	0	0	0	0	63
17:00	3	12	29	13	0	0	0	0	0	0	0	0	0	57
18:00	1	13	16	5	1	0	0	0	0	0	0	0	0	36
19:00	2	2	17	6	2	0	0	0	0	0	0	0	0	29
20:00	1	8	7	7	0	0	0	0	0	0	0	0	0	23
21:00	0	2	4	0	1	0	0	0	0	0	0	0	0	7
22:00	0	0	1	0	0	0	0	0	0	0	0	0	0	1
23:00	0	1	2	0	0	0	0	0	0	0	0	0	0	3
Totals	59	226	331	122	14									752
% of Totals	8%	30%	44%	16%	2%									100%

AM Volumes	37	92	115	32	2	0	0	0	0	0	0	0	0	278
% AM	5%	12%	15%	4%	0%									37%
AM Peak Hour	7:00	7:00	7:00	8:00	6:00									7:00
Volume	27	61	31	9	1									123
PM Volumes	22	134	216	90	12	0	0	0	0	0	0	0	0	474
% PM	3%	18%	29%	12%	2%									63%
PM Peak Hour	15:00	14:00	15:00	12:00	14:00									15:00
Volume	7	30	37	18	4									81

Directional Peak Periods	AM 7-9			NOON 12-2			PM 4-6			Off Peak Volumes		
All Speeds	Volume	↔	%	Volume	↔	%	Volume	↔	%	Volume	↔	%
	171	↔	23%	96	↔	13%	120	↔	16%	365	↔	49%

Street Name	Direction	Percentiles					
		15th	50th	Average	85th	95th	ADT
W Oak St	East Bound	16	21	21	26	29	752
W Oak St	West Bound	16	21	21	26	29	643

Prepared by National Data & Surveying Services

SPEED

W Oak St Bet. S Beachwood Dr & S Griffith Park Dr

Day: Wednesday
Date: 2/2/2022

City: Burbank
Project #: CA22_020022_020w

West Bound

Time	< 15	15 - 19	20 - 24	25 - 29	30 - 34	35 - 39	40 - 44	45 - 49	50 - 54	55 - 59	60 - 64	65 - 69	70 +	Total
0:00 AM	0	0	3	0	0	0	0	0	0	0	0	0	0	3
1:00	0	0	0	0	0	0	0	0	0	0	0	0	0	0
2:00	0	0	0	0	0	0	0	0	0	0	0	0	0	0
3:00	0	0	1	0	0	0	0	0	0	0	0	0	0	1
4:00	0	0	0	0	1	0	0	0	0	0	0	0	0	1
5:00	0	0	0	1	0	0	0	0	0	0	0	0	0	1
6:00	1	4	3	6	0	0	0	0	0	0	0	0	0	14
7:00	9	47	57	6	0	0	1	0	0	0	0	0	0	120
8:00	3	8	14	12	0	0	0	0	0	0	0	0	0	37
9:00	1	2	15	5	0	0	0	0	0	0	0	0	0	23
10:00	1	8	7	5	1	0	0	0	0	0	0	0	0	22
11:00	3	5	12	11	4	0	0	0	0	0	0	0	0	35
12:00 PM	2	3	15	8	1	0	0	0	0	0	0	0	0	29
13:00	2	6	20	6	0	0	0	0	0	0	0	0	0	34
14:00	2	13	15	1	1	1	0	0	0	0	0	0	0	33
15:00	25	48	16	10	0	0	0	0	0	0	0	0	0	99
16:00	8	14	36	11	1	0	0	0	0	0	0	0	0	70
17:00	6	9	18	8	0	0	0	0	0	0	0	0	0	41
18:00	0	7	15	6	1	0	0	0	0	0	0	0	0	29
19:00	3	4	11	3	0	0	0	0	0	0	0	0	0	21
20:00	0	4	11	3	1	0	0	0	0	0	0	0	0	19
21:00	1	0	2	1	1	0	0	0	0	0	0	0	0	5
22:00	1	0	0	0	0	0	0	0	0	0	0	0	0	1
23:00	0	0	5	0	0	0	0	0	0	0	0	0	0	5
Totals	68	182	276	103	12	1	1							643
% of Totals	11%	28%	43%	16%	2%	0%	0%							100%

AM Volumes	18	74	112	46	6	0	1	0	0	0	0	0	0	257
% AM	3%	12%	17%	7%	1%		0%							40%
AM Peak Hour	7:00	7:00	7:00	8:00	11:00		7:00							7:00
Volume	9	47	57	12	4		1							120
PM Volumes	50	108	164	57	6	1	0	0	0	0	0	0	0	386
% PM	8%	17%	26%	9%	1%	0%								60%
PM Peak Hour	15:00	15:00	16:00	16:00	12:00	14:00								15:00
Volume	25	48	36	11	1	1								99

Directional Peak Periods	AM 7-9			NOON 12-2			PM 4-6			Off Peak Volumes		
All Speeds	Volume		%	Volume		%	Volume		%	Volume		%
	157	↔	24%	63	↔	10%	111	↔	17%	312	↔	49%

Street Name	Direction	Percentiles					
		15th	50th	Average	85th	95th	ADT
W Oak St	East Bound	16	21	21	26	29	752
W Oak St	West Bound	16	21	21	26	29	643

Prepared by National Data & Surveying Services

SPEED

W Oak St Bet. S Beachwood Dr & S Griffith Park Dr

Day: Wednesday
Date: 2/2/2022

City: Burbank
Project #: CA22_020022_020

Summary

Time	< 15	15 - 19	20 - 24	25 - 29	30 - 34	35 - 39	40 - 44	45 - 49	50 - 54	55 - 59	60 - 64	65 - 69	70 +	Total
0:00 AM	0	0	4	0	0	0	0	0	0	0	0	0	0	4
1:00	0	0	0	0	0	0	0	0	0	0	0	0	0	0
2:00	0	0	1	1	0	0	0	0	0	0	0	0	0	2
3:00	0	0	1	0	0	0	0	0	0	0	0	0	0	1
4:00	1	0	0	0	1	0	0	0	0	0	0	0	0	2
5:00	0	0	1	1	0	0	0	0	0	0	0	0	0	2
6:00	1	5	12	6	1	0	0	0	0	0	0	0	0	25
7:00	36	108	88	10	0	0	1	0	0	0	0	0	0	243
8:00	5	19	39	21	1	0	0	0	0	0	0	0	0	85
9:00	3	11	35	9	0	0	0	0	0	0	0	0	0	58
10:00	1	10	17	11	1	0	0	0	0	0	0	0	0	40
11:00	8	13	29	19	4	0	0	0	0	0	0	0	0	73
12:00 PM	2	10	38	26	2	0	0	0	0	0	0	0	0	78
13:00	3	18	44	15	1	0	0	0	0	0	0	0	0	81
14:00	3	43	42	17	5	1	0	0	0	0	0	0	0	111
15:00	32	73	53	20	2	0	0	0	0	0	0	0	0	180
16:00	14	36	65	17	1	0	0	0	0	0	0	0	0	133
17:00	9	21	47	21	0	0	0	0	0	0	0	0	0	98
18:00	1	20	31	11	2	0	0	0	0	0	0	0	0	65
19:00	5	6	28	9	2	0	0	0	0	0	0	0	0	50
20:00	1	12	18	10	1	0	0	0	0	0	0	0	0	42
21:00	1	2	6	1	2	0	0	0	0	0	0	0	0	12
22:00	1	0	1	0	0	0	0	0	0	0	0	0	0	2
23:00	0	1	7	0	0	0	0	0	0	0	0	0	0	8
Totals	127	408	607	225	26	1	1							1395
% of Totals	9%	29%	44%	16%	2%	0%	0%							100%

AM Volumes	55	166	227	78	8	0	1	0	0	0	0	0	0	535
% AM	4%	12%	16%	6%	1%		0%							38%
AM Peak Hour	7:00	7:00	7:00	8:00	11:00		7:00							7:00
Volume	36	108	88	21	4		1							243
PM Volumes	72	242	380	147	18	1	0	0	0	0	0	0	0	860
% PM	5%	17%	27%	11%	1%	0%								62%
PM Peak Hour	15:00	15:00	16:00	12:00	14:00	14:00								15:00
Volume	32	73	65	26	5	1								180

Directional Peak Periods	AM 7-9			NOON 12-2			PM 4-6			Off Peak Volumes		
All Speeds	Volume		%	Volume		%	Volume		%	Volume		%
	328	↔	24%	159	↔	11%	231	↔	17%	677	↔	49%

Street Name	Direction	Percentiles					
		15th	50th	Average	85th	95th	ADT
W Oak St	Summary	16	21	21	26	29	1395

Prepared by NDS/ATD

Prepared by National Data & Surveying Services

VOLUME

W Oak St Bet. S Beachwood Dr & S Griffith Park Dr

Day: Wednesday
Date: 2/2/2022

City: Burbank
Project #: CA22_020022_020

DAILY TOTALS	NB	SB	EB	WB	Total
	0	0	752	643	1,395

AM Period	NB		SB		EB		WB		TOTAL		PM Period	NB		SB		EB		WB		TOTAL	
0:00	0		0		0		1		1		12:00	0		0		7		12		19	
0:15	0		0		1		1		2		12:15	0		0		11		5		16	
0:30	0		0		0		1		1		12:30	0		0		17		8		25	
0:45	0		0		0	1	0	3		4	12:45	0		0		14	49	4	29	18	78
1:00	0		0		0		0				13:00	0		0		15		8		23	
1:15	0		0		0		0				13:15	0		0		18		9		27	
1:30	0		0		0		0				13:30	0		0		7		10		17	
1:45	0		0		0		0				13:45	0		0		7	47	7	34	14	81
2:00	0		0		0		0				14:00	0		0		12		8		20	
2:15	0		0		1		0		1		14:15	0		0		11		5		16	
2:30	0		0		0		0				14:30	0		0		26		8		34	
2:45	0		0		1	2	0		1	2	14:45	0		0		29	78	12	33	41	111
3:00	0		0		0		0				15:00	0		0		29		62		91	
3:15	0		0		0		0				15:15	0		0		20		19		39	
3:30	0		0		0		0				15:30	0		0		15		9		24	
3:45	0		0		0		1	1	1	1	15:45	0		0		17	81	9	99	26	180
4:00	0		0		0		0				16:00	0		0		19		28		47	
4:15	0		0		1		1		2		16:15	0		0		19		11		30	
4:30	0		0		0		0				16:30	0		0		13		19		32	
4:45	0		0		0	1	0	1		2	16:45	0		0		12	63	12	70	24	133
5:00	0		0		0		0				17:00	0		0		19		11		30	
5:15	0		0		0		1		1		17:15	0		0		12		8		20	
5:30	0		0		0		0				17:30	0		0		13		8		21	
5:45	0		0		1	1	0	1	1	2	17:45	0		0		13	57	14	41	27	98
6:00	0		0		0		2		2		18:00	0		0		10		6		16	
6:15	0		0		1		3		4		18:15	0		0		7		9		16	
6:30	0		0		3		1		4		18:30	0		0		10		4		14	
6:45	0		0		7	11	8	14	15	25	18:45	0		0		9	36	10	29	19	65
7:00	0		0		8		11		19		19:00	0		0		7		3		10	
7:15	0		0		7		3		10		19:15	0		0		11		4		15	
7:30	0		0		42		38		80		19:30	0		0		4		12		16	
7:45	0		0		66	123	68	120	134	243	19:45	0		0		7	29	2	21	9	50
8:00	0		0		19		16		35		20:00	0		0		7		7		14	
8:15	0		0		12		9		21		20:15	0		0		6		5		11	
8:30	0		0		10		6		16		20:30	0		0		6		5		11	
8:45	0		0		7	48	6	37	13	85	20:45	0		0		4	23	2	19	6	42
9:00	0		0		10		5		15		21:00	0		0		3		3		6	
9:15	0		0		7		6		13		21:15	0		0		1		1		2	
9:30	0		0		7		7		14		21:30	0		0		3		1		4	
9:45	0		0		11	35	5	23	16	58	21:45	0		0		0	7	0	5		12
10:00	0		0		4		5		9		22:00	0		0		0		1		1	
10:15	0		0		4		5		9		22:15	0		0		1		0		1	
10:30	0		0		6		6		12		22:30	0		0		0		0			
10:45	0		0		4	18	6	22	10	40	22:45	0		0		0	1	0	1		2
11:00	0		0		9		10		19		23:00	0		0		1		2		3	
11:15	0		0		12		5		17		23:15	0		0		1		1		2	
11:30	0		0		9		6		15		23:30	0		0		1		0		1	
11:45	0		0		8	38	14	35	22	73	23:45	0		0		0	3	2	5	2	8
TOTALS						278		257		535	TOTALS						474		386		860
SPLIT %						52.0%		48.0%		38.4%	SPLIT %						55.1%		44.9%		61.6%

DAILY TOTALS	NB	SB	EB	WB	Total
	0	0	752	643	1,395

AM Peak Hour			7:30	7:30	7:30	PM Peak Hour			14:30	14:45	14:30
AM Pk Volume			139	131	270	PM Pk Volume			104	102	205
Pk Hr Factor			0.527	0.482	0.504	Pk Hr Factor			0.897	0.411	0.563
7 - 9 Volume	0	0	171	157	328	4 - 6 Volume	0	0	120	111	231
7 - 9 Peak Hour			7:30	7:30	7:30	4 - 6 Peak Hour			16:00	16:00	16:00
7 - 9 Pk Volume	0	0	139	131	270	4 - 6 Pk Volume	0	0	63	70	133
Pk Hr Factor	0.000	0.000	0.527	0.482	0.504	Pk Hr Factor	0.000	0.000	0.829	0.625	0.707

Prepared by NDS/ATD

Project #: CA22_020022_020 **City:** Burbank

Location: W Oak St Bet. S Beachwood Dr & S Griffith **Date:** 2/2/2022

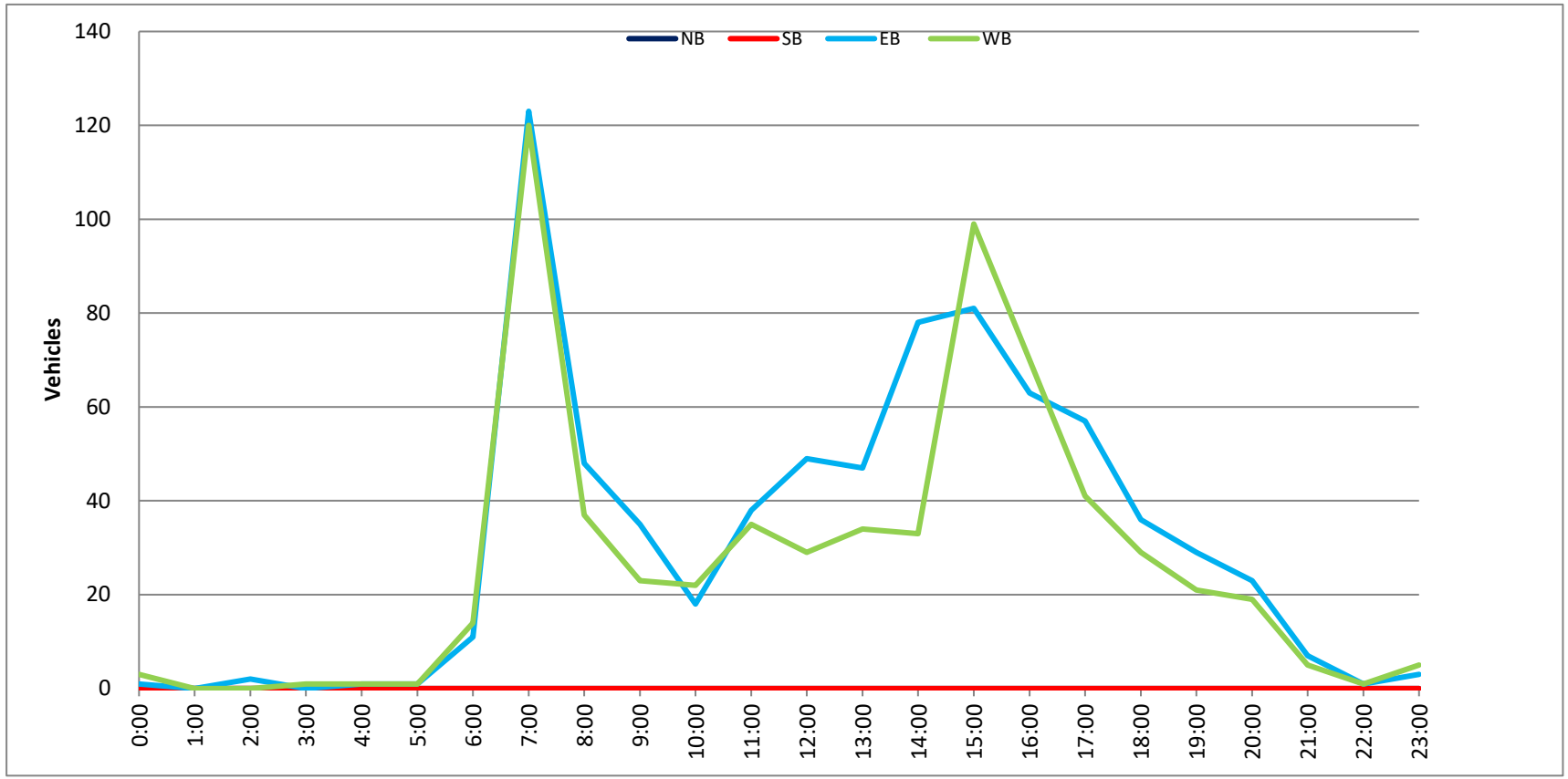

Prepared by National Data & Surveying Services

SPEED

W Oak St Bet. S Beachwood Dr & S Griffith Park Dr

Day: Thursday
Date: 2/3/2022

City: Burbank
Project #: CA22_020022_020e

East Bound

Time	< 15	15 - 19	20 - 24	25 - 29	30 - 34	35 - 39	40 - 44	45 - 49	50 - 54	55 - 59	60 - 64	65 - 69	70 +	Total
0:00 AM	0	0	0	0	0	0	0	0	0	0	0	0	0	0
0:15	0	0	0	0	0	0	0	0	0	0	0	0	0	0
0:30	0	0	0	0	0	0	0	0	0	0	0	0	0	0
0:45	0	0	1	0	0	0	0	0	0	0	0	0	0	1
1:00	0	0	0	0	0	0	0	0	0	0	0	0	0	0
1:15	0	0	0	0	0	0	0	0	0	0	0	0	0	0
1:30	0	0	0	0	0	0	0	0	0	0	0	0	0	0
1:45	0	0	0	0	0	0	0	0	0	0	0	0	0	0
2:00	0	0	0	0	0	0	0	0	0	0	0	0	0	0
2:15	0	0	0	0	0	0	0	0	0	0	0	0	0	0
2:30	0	0	1	1	0	0	0	0	0	0	0	0	0	2
2:45	0	0	0	0	0	0	0	0	0	0	0	0	0	0
3:00	0	0	0	0	0	0	0	0	0	0	0	0	0	0
3:15	0	0	0	0	0	0	0	0	0	0	0	0	0	0
3:30	0	0	0	0	0	0	0	0	0	0	0	0	0	0
3:45	0	0	0	0	0	0	0	0	0	0	0	0	0	0
4:00	0	0	0	0	0	0	0	0	0	0	0	0	0	0
4:15	0	0	1	0	0	0	0	0	0	0	0	0	0	1
4:30	0	0	0	0	0	0	0	0	0	0	0	0	0	0
4:45	0	0	0	0	0	0	0	0	0	0	0	0	0	0
5:00	0	0	0	0	0	0	0	0	0	0	0	0	0	0
5:15	0	0	0	0	0	0	0	0	0	0	0	0	0	0
5:30	0	0	0	0	0	0	0	0	0	0	0	0	0	0
5:45	0	0	0	0	0	0	0	0	0	0	0	0	0	0
6:00	0	0	0	0	0	0	0	0	0	0	0	0	0	0
6:15	0	0	2	0	0	0	0	0	0	0	0	0	0	2
6:30	0	3	0	0	0	0	0	0	0	0	0	0	0	3
6:45	0	1	3	3	1	0	0	0	0	0	0	0	0	8
7:00	1	0	2	2	0	0	0	0	0	0	0	0	0	5
7:15	1	4	6	0	0	0	0	0	0	0	0	0	0	11
7:30	7	23	12	2	0	0	0	0	0	0	0	0	0	44
7:45	23	37	5	0	0	0	0	0	0	0	0	0	0	65
8:00	3	2	8	0	0	0	0	0	0	0	0	0	0	13
8:15	1	4	8	4	0	0	0	0	0	0	0	0	0	17
8:30	1	1	5	4	0	0	0	0	0	0	0	0	0	11
8:45	0	5	4	0	0	1	0	0	0	0	0	0	0	10
9:00	0	2	2	0	0	0	0	0	0	0	0	0	0	4
9:15	1	1	4	1	0	0	0	0	0	0	0	0	0	7
9:30	0	1	4	1	0	0	0	0	0	0	0	0	0	6
9:45	0	4	4	2	0	0	0	0	0	0	0	0	0	10
10:00	0	2	6	4	0	0	0	0	0	0	0	0	0	12
10:15	2	1	2	1	1	0	0	0	0	0	0	0	0	7
10:30	0	0	2	3	0	0	0	0	0	0	0	0	0	5
10:45	0	1	5	0	0	0	0	0	0	0	0	0	0	6
11:00	0	1	3	0	0	0	0	0	0	0	0	0	0	4
11:15	1	1	7	3	0	0	0	0	0	0	0	0	0	12
11:30	0	3	7	4	0	0	0	0	0	0	0	0	0	14
11:45	0	2	7	4	0	0	0	0	0	0	0	0	0	13
12:00 PM	0	2	7	5	0	0	0	0	0	0	0	0	0	14
12:15	2	3	1	2	0	0	0	0	0	0	0	0	0	8
12:30	0	1	7	7	0	0	0	0	0	0	0	0	0	15
12:45	1	0	6	4	0	0	0	0	0	0	0	0	0	11
13:00	3	4	6	2	1	0	0	0	0	0	0	0	0	16
13:15	0	0	12	2	0	0	0	0	0	0	0	0	0	14
13:30	0	2	4	3	1	0	0	0	0	0	0	0	0	10
13:45	1	2	4	2	0	0	0	0	0	0	0	0	0	9
14:00	0	1	4	3	0	0	0	0	0	0	0	0	0	8
14:15	0	2	6	7	1	0	0	0	0	0	0	0	0	16
14:30	2	7	9	7	2	0	0	0	0	0	0	0	0	27
14:45	3	12	19	4	0	0	0	0	0	0	0	0	0	38
15:00	18	13	10	0	0	0	0	0	0	0	0	0	0	41
15:15	1	6	1	2	0	0	0	0	0	0	0	0	0	10
15:30	1	2	3	3	0	0	0	0	0	0	0	0	0	9
15:45	0	5	10	3	0	0	0	0	0	0	0	0	0	18
16:00	0	5	6	2	0	0	0	0	0	0	0	0	0	13
16:15	1	2	12	0	0	0	0	0	0	0	0	0	0	15
16:30	1	2	4	2	0	0	0	0	0	0	0	0	0	9
16:45	1	3	8	3	0	0	0	0	0	0	0	0	0	15
17:00	0	6	7	1	0	0	0	0	0	0	0	0	0	14
17:15	1	5	7	2	0	0	0	0	0	0	0	0	0	15
17:30	1	2	5	1	0	0	0	0	0	0	0	0	0	9
17:45	0	4	4	2	0	0	0	0	0	0	0	0	0	10
18:00	0	1	2	1	0	0	0	0	0	0	0	0	0	4
18:15	0	3	5	2	2	0	0	0	0	0	0	0	0	12
18:30	0	1	5	0	0	0	0	0	0	0	0	0	0	6
18:45	0	2	3	3	0	0	0	0	0	0	0	0	0	8
19:00	1	2	7	3	0	0	0	0	0	0	0	0	0	13
19:15	1	1	2	1	0	0	0	0	0	0	0	0	0	5
19:30	0	2	3	1	0	0	0	0	0	0	0	0	0	6
19:45	1	0	6	1	0	0	0	0	0	0	0	0	0	8
20:00	1	0	1	2	0	0	0	0	0	0	0	0	0	4
20:15	0	0	3	3	0	0	0	0	0	0	0	0	0	6
20:30	0	1	0	0	0	0	0	0	0	0	0	0	0	1
20:45	0	1	1	1	0	0	0	0	0	0	0	0	0	3
21:00	0	1	2	0	0	0	0	0	0	0	0	0	0	3
21:15	0	0	1	0	0	0	0	0	0	0	0	0	0	1
21:30	0	0	2	0	0	0	0	0	0	0	0	0	0	2
21:45	0	0	2	0	0	0	0	0	0	0	0	0	0	2
22:00	0	0	1	0	0	0	0	0	0	0	0	0	0	1
22:15	0	1	0	0	0	0	0	0	0	0	0	0	0	1
22:30	0	0	1	0	0	0	0	0	0	0	0	0	0	1
22:45	0	0	1	0	0	0	0	0	0	0	0	0	0	1
23:00	1	0	0	0	1	0	0	0	0	0	0	0	0	2
23:15	0	0	1	0	0	0	0	0	0	0	0	0	0	1
23:30	0	0	0	0	0	0	0	0	0	0	0	0	0	0
23:45	0	0	0	0	0	0	0	0	0	0	0	0	0	0
Totals	83	206	322	126	10	1								748
% of Totals	11%	28%	43%	17%	1%	0%								100%

AM Volumes	41	99	111	39	2	1	0	0	0	0	0	0	0	293
% AM	5%	13%	15%	5%	0%	0%								39%
AM Peak Hour	7:15	7:15	7:30	11:45	6:00	8:00								7:30
Volume	34	66	33	18	1	1								139
PM Volumes	42	107	211	87	8	0	0	0	0	0	0	0	0	455
% PM	6%	14%	28%	12%	1%									61%
PM Peak Hour	14:30	14:30	14:15	14:00	13:45									14:15
Volume	24	38	44	21	3									122

Directional Peak Periods	AM 7-9			NOON 12-2			PM 4-6			Off Peak Volumes		
All Classes	Volume	⟷	%	Volume	⟷	%	Volume	⟷	%	Volume	⟷	%
	176		24%	97		13%	100		13%	375		50%

Street Name	Direction	Percentiles					
		15th	50th	Average	85th	95th	ADT
W Oak St	East Bound	16	21	21	26	29	748
W Oak St	West Bound	16	21	20	25	29	670

Prepared by National Data & Surveying Services

SPEED

W Oak St Bet. S Beachwood Dr & S Griffith Park Dr

Day: Thursday
Date: 2/3/2022

City: Burbank
Project #: CA22_020022_020w

West Bound

Time	< 15	15 - 19	20 - 24	25 - 29	30 - 34	35 - 39	40 - 44	45 - 49	50 - 54	55 - 59	60 - 64	65 - 69	70 +	Total
0:00 AM	0	0	0	0	0	0	0	0	0	0	0	0	0	0
0:15	0	0	0	0	0	0	0	0	0	0	0	0	0	0
0:30	0	0	0	0	0	0	0	0	0	0	0	0	0	0
0:45	0	0	0	0	0	0	0	0	0	0	0	0	0	0
1:00	0	0	0	0	0	0	0	0	0	0	0	0	0	0
1:15	0	0	0	0	0	0	0	0	0	0	0	0	0	0
1:30	0	0	0	0	0	0	0	0	0	0	0	0	0	0
1:45	0	0	0	1	0	0	0	0	0	0	0	0	0	1
2:00	0	0	0	0	0	0	0	0	0	0	0	0	0	0
2:15	0	0	0	0	0	0	0	0	0	0	0	0	0	0
2:30	0	0	0	0	0	0	0	0	0	0	0	0	0	0
2:45	0	0	0	0	0	0	0	0	0	0	0	0	0	0
3:00	0	0	0	0	0	0	0	0	0	0	0	0	0	0
3:15	0	0	0	0	0	0	0	0	0	0	0	0	0	0
3:30	0	0	0	0	0	0	0	0	0	0	0	0	0	0
3:45	0	0	0	0	0	0	0	0	0	0	0	0	0	0
4:00	0	0	0	0	0	0	0	0	0	0	0	0	0	0
4:15	0	0	0	0	0	0	0	0	0	0	0	0	0	0
4:30	0	0	0	0	0	0	0	0	0	0	0	0	0	0
4:45	0	0	0	0	0	0	0	0	0	0	0	0	0	0
5:00	0	0	0	0	0	0	0	0	0	0	0	0	0	0
5:15	0	0	2	0	0	0	0	0	0	0	0	0	0	2
5:30	0	1	0	0	0	0	0	0	0	0	0	0	0	1
5:45	0	0	0	0	0	0	0	0	0	0	0	0	0	0
6:00	0	0	0	1	0	0	0	0	0	0	0	0	0	1
6:15	0	0	0	1	0	0	0	0	0	0	0	0	0	1
6:30	1	1	2	0	0	0	0	0	0	0	0	0	0	4
6:45	0	0	2	3	0	0	0	0	0	0	0	0	0	5
7:00	1	1	2	1	0	0	0	0	0	0	0	0	0	5
7:15	0	2	1	0	0	0	0	0	0	0	0	0	0	3
7:30	5	10	14	2	0	0	0	0	0	0	0	0	0	31
7:45	3	46	30	1	0	2	0	0	0	0	0	0	0	82
8:00	3	8	14	4	0	0	0	0	0	0	0	0	0	29
8:15	2	3	4	1	1	0	0	0	0	0	0	0	0	11
8:30	0	1	5	2	1	0	0	0	0	0	0	0	0	9
8:45	0	0	1	1	1	0	0	0	0	0	0	0	0	3
9:00	0	2	2	3	1	0	0	0	0	0	0	0	0	8
9:15	0	2	2	0	0	0	0	0	0	0	0	0	0	4
9:30	0	1	3	1	0	0	0	0	0	0	0	0	0	5
9:45	0	2	7	1	0	0	0	0	0	0	0	0	0	10
10:00	0	0	5	2	0	0	0	0	0	0	0	0	0	7
10:15	1	1	3	5	0	0	0	0	0	0	0	0	0	10
10:30	2	3	2	1	1	0	0	0	0	0	0	0	0	9
10:45	0	0	4	5	2	0	0	0	0	0	0	0	0	11
11:00	0	3	6	4	0	0	0	0	0	0	0	0	0	13
11:15	0	0	5	1	0	0	0	0	0	0	0	0	0	6
11:30	0	1	1	2	0	0	0	0	0	0	0	0	0	4
11:45	1	2	4	2	0	0	0	0	0	0	0	0	0	9
12:00 PM	0	3	3	3	0	0	0	0	0	0	0	0	0	9
12:15	0	0	5	1	1	0	0	0	0	0	0	0	0	7
12:30	3	1	1	5	0	0	0	0	0	0	0	0	0	10
12:45	1	2	2	2	0	0	0	0	0	0	0	0	0	7
13:00	3	0	1	2	0	0	0	0	0	0	0	0	0	6
13:15	0	3	3	0	0	0	0	0	0	0	0	0	0	6
13:30	0	2	1	3	0	0	0	0	0	0	0	0	0	6
13:45	1	2	9	2	1	0	0	0	0	0	0	0	0	15
14:00	0	4	3	0	0	0	0	0	0	0	0	0	0	7
14:15	1	0	2	0	0	0	0	0	0	0	0	0	0	3
14:30	0	5	1	1	0	0	0	0	0	0	0	0	0	7
14:45	2	1	2	2	0	0	0	0	0	0	0	0	0	7
15:00	22	38	5	0	0	0	0	0	0	0	0	0	0	65
15:15	11	8	10	3	0	0	0	0	0	0	0	0	0	32
15:30	1	4	3	1	0	0	0	0	0	0	0	0	0	9
15:45	2	5	3	0	0	0	0	0	0	0	0	0	0	10
16:00	1	6	9	0	0	0	0	0	0	0	0	0	0	16
16:15	1	4	4	3	0	0	0	0	0	0	0	0	0	12
16:30	0	6	6	2	0	0	0	0	0	0	0	0	0	14
16:45	0	5	7	1	0	0	0	0	0	0	0	0	0	13
17:00	2	10	11	3	0	0	0	0	0	0	0	0	0	26
17:15	0	5	9	0	1	0	0	0	0	0	0	0	0	15
17:30	1	8	5	0	0	0	0	0	0	0	0	0	0	14
17:45	0	0	6	0	1	0	0	0	0	0	0	0	0	7
18:00	0	1	2	0	1	0	0	0	0	0	0	0	0	4
18:15	0	1	2	1	0	0	0	0	0	0	0	0	0	4
18:30	0	0	4	1	0	0	0	0	0	0	0	0	0	5
18:45	0	0	2	2	0	0	0	0	0	0	0	0	0	4
19:00	0	0	0	2	1	0	0	0	0	0	0	0	0	3
19:15	0	0	1	1	0	0	0	0	0	0	0	0	0	2
19:30	0	2	3	1	0	0	0	0	0	0	0	0	0	6
19:45	1	2	3	0	0	0	0	0	0	0	0	0	0	6
20:00	0	2	0	0	1	0	0	0	0	0	0	0	0	3
20:15	0	0	2	0	0	0	0	0	0	0	0	0	0	2
20:30	0	2	0	0	0	0	0	0	0	0	0	0	0	2
20:45	0	2	1	1	0	0	0	0	0	0	0	0	0	4
21:00	0	1	2	1	0	0	0	0	0	0	0	0	0	4
21:15	0	1	1	0	0	0	0	0	0	0	0	0	0	2
21:30	0	0	1	0	1	0	0	0	0	0	0	0	0	2
21:45	0	0	4	1	0	0	0	0	0	0	0	0	0	5
22:00	0	0	0	0	1	0	0	0	0	0	0	0	0	1
22:15	0	0	1	0	0	0	0	0	0	0	0	0	0	1
22:30	0	0	1	0	0	0	0	0	0	0	0	0	0	1
22:45	0	0	0	0	0	0	0	0	0	0	0	0	0	0
23:00	0	0	0	0	0	0	0	0	0	0	0	0	0	0
23:15	0	0	0	0	0	1	0	0	0	0	0	0	0	1
23:30	0	0	0	0	0	0	0	0	0	0	0	0	0	0
23:45	0	1	0	0	0	0	0	0	0	0	0	0	0	1
Totals	72	227	262	90	16	3								670
% of Totals	11%	34%	39%	13%	2%	0%								100%

AM Volumes	19	90	121	45	7	2	0	0	0	0	0	0	0	284
% AM	3%	13%	18%	7%	1%	0%								42%
AM Peak Hour	7:30	7:30	7:30	10:15	8:15	7:00								7:30
Volume	13	67	62	15	4	2								153
PM Volumes	53	137	141	45	9	1	0	0	0	0	0	0	0	386
% PM	8%	20%	21%	7%	1%	0%								58%
PM Peak Hour	14:45	15:00	16:30	12:00	17:15	22:30								15:00
Volume	36	55	33	11	3	1								116

Directional Peak Periods	AM 7-9			NOON 12-2			PM 4-6			Off Peak Volumes		
All Classes	Volume	⟷	%	Volume	⟷	%	Volume	⟷	%	Volume	⟷	%
	173		26%	66		10%	117		17%	314		47%

Street Name	Direction	Percentiles					
		15th	50th	Average	85th	95th	ADT
W Oak St	East Bound	16	21	21	26	29	748
W Oak St	West Bound	16	21	20	25	29	670

Prepared by National Data & Surveying Services

SPEED

W Oak St Bet. S Beachwood Dr & S Griffith Park Dr

Day: Thursday
Date: 2/3/2022

City: Burbank
Project #: CA22_020022_020

Summary

Time	< 15	15 - 19	20 - 24	25 - 29	30 - 34	35 - 39	40 - 44	45 - 49	50 - 54	55 - 59	60 - 64	65 - 69	70 +	Total
0:00 AM	0	0	0	0	0	0	0	0	0	0	0	0	0	0
0:15	0	0	0	0	0	0	0	0	0	0	0	0	0	0
0:30	0	0	0	0	0	0	0	0	0	0	0	0	0	0
0:45	0	0	1	0	0	0	0	0	0	0	0	0	0	1
1:00	0	0	0	0	0	0	0	0	0	0	0	0	0	0
1:15	0	0	0	0	0	0	0	0	0	0	0	0	0	0
1:30	0	0	0	0	0	0	0	0	0	0	0	0	0	0
1:45	0	0	0	1	0	0	0	0	0	0	0	0	0	1
2:00	0	0	0	0	0	0	0	0	0	0	0	0	0	0
2:15	0	0	0	0	0	0	0	0	0	0	0	0	0	0
2:30	0	0	1	1	0	0	0	0	0	0	0	0	0	2
2:45	0	0	0	0	0	0	0	0	0	0	0	0	0	0
3:00	0	0	0	0	0	0	0	0	0	0	0	0	0	0
3:15	0	0	0	0	0	0	0	0	0	0	0	0	0	0
3:30	0	0	0	0	0	0	0	0	0	0	0	0	0	0
3:45	0	0	0	0	0	0	0	0	0	0	0	0	0	0
4:00	0	0	0	0	0	0	0	0	0	0	0	0	0	0
4:15	0	0	1	0	0	0	0	0	0	0	0	0	0	1
4:30	0	0	0	0	0	0	0	0	0	0	0	0	0	0
4:45	0	0	0	0	0	0	0	0	0	0	0	0	0	0
5:00	0	0	0	0	0	0	0	0	0	0	0	0	0	0
5:15	0	0	2	0	0	0	0	0	0	0	0	0	0	2
5:30	0	1	0	0	0	0	0	0	0	0	0	0	0	1
5:45	0	0	0	0	0	0	0	0	0	0	0	0	0	0
6:00	0	0	0	1	0	0	0	0	0	0	0	0	0	1
6:15	0	0	2	1	0	0	0	0	0	0	0	0	0	3
6:30	1	4	2	0	0	0	0	0	0	0	0	0	0	7
6:45	0	1	5	6	1	0	0	0	0	0	0	0	0	13
7:00	2	1	4	3	0	0	0	0	0	0	0	0	0	10
7:15	1	6	7	0	0	0	0	0	0	0	0	0	0	14
7:30	12	33	26	4	0	0	0	0	0	0	0	0	0	75
7:45	26	83	35	1	0	2	0	0	0	0	0	0	0	147
8:00	6	10	22	4	0	0	0	0	0	0	0	0	0	42
8:15	3	7	12	5	1	0	0	0	0	0	0	0	0	28
8:30	1	2	10	6	1	0	0	0	0	0	0	0	0	20
8:45	0	5	5	1	1	1	0	0	0	0	0	0	0	13
9:00	0	4	4	3	1	0	0	0	0	0	0	0	0	12
9:15	1	3	6	1	0	0	0	0	0	0	0	0	0	11
9:30	0	2	7	2	0	0	0	0	0	0	0	0	0	11
9:45	0	6	11	3	0	0	0	0	0	0	0	0	0	20
10:00	0	2	11	6	0	0	0	0	0	0	0	0	0	19
10:15	3	2	5	6	1	0	0	0	0	0	0	0	0	17
10:30	2	3	4	4	1	0	0	0	0	0	0	0	0	14
10:45	0	1	9	5	2	0	0	0	0	0	0	0	0	17
11:00	0	4	9	4	0	0	0	0	0	0	0	0	0	17
11:15	1	1	12	4	0	0	0	0	0	0	0	0	0	18
11:30	0	4	8	6	0	0	0	0	0	0	0	0	0	18
11:45	1	4	11	6	0	0	0	0	0	0	0	0	0	22
12:00 PM	0	5	10	8	0	0	0	0	0	0	0	0	0	23
12:15	2	3	6	3	1	0	0	0	0	0	0	0	0	15
12:30	3	2	8	12	0	0	0	0	0	0	0	0	0	25
12:45	2	2	8	6	0	0	0	0	0	0	0	0	0	18
13:00	6	4	7	4	1	0	0	0	0	0	0	0	0	22
13:15	0	3	15	2	0	0	0	0	0	0	0	0	0	20
13:30	0	4	5	6	1	0	0	0	0	0	0	0	0	16
13:45	2	4	13	4	1	0	0	0	0	0	0	0	0	24
14:00	0	5	7	3	0	0	0	0	0	0	0	0	0	15
14:15	1	2	8	7	1	0	0	0	0	0	0	0	0	19
14:30	2	12	10	8	2	0	0	0	0	0	0	0	0	34
14:45	5	13	21	6	0	0	0	0	0	0	0	0	0	45
15:00	40	51	15	0	0	0	0	0	0	0	0	0	0	106
15:15	12	14	11	5	0	0	0	0	0	0	0	0	0	42
15:30	2	6	6	4	0	0	0	0	0	0	0	0	0	18
15:45	2	10	13	3	0	0	0	0	0	0	0	0	0	28
16:00	1	11	15	2	0	0	0	0	0	0	0	0	0	29
16:15	2	6	16	3	0	0	0	0	0	0	0	0	0	27
16:30	1	8	10	4	0	0	0	0	0	0	0	0	0	23
16:45	1	8	15	4	0	0	0	0	0	0	0	0	0	28
17:00	2	16	18	4	0	0	0	0	0	0	0	0	0	40
17:15	1	10	16	2	1	0	0	0	0	0	0	0	0	30
17:30	2	10	10	1	0	0	0	0	0	0	0	0	0	23
17:45	0	4	10	2	1	0	0	0	0	0	0	0	0	17
18:00	0	2	4	1	1	0	0	0	0	0	0	0	0	8
18:15	0	4	7	3	2	0	0	0	0	0	0	0	0	16
18:30	0	1	9	1	0	0	0	0	0	0	0	0	0	11
18:45	0	2	5	5	0	0	0	0	0	0	0	0	0	12
19:00	1	2	7	5	1	0	0	0	0	0	0	0	0	16
19:15	1	1	3	2	0	0	0	0	0	0	0	0	0	7
19:30	0	4	6	2	0	0	0	0	0	0	0	0	0	12
19:45	2	2	9	1	0	0	0	0	0	0	0	0	0	14
20:00	1	2	1	2	1	0	0	0	0	0	0	0	0	7
20:15	0	0	5	3	0	0	0	0	0	0	0	0	0	8
20:30	0	3	0	0	0	0	0	0	0	0	0	0	0	3
20:45	0	3	2	2	0	0	0	0	0	0	0	0	0	7
21:00	0	2	4	1	0	0	0	0	0	0	0	0	0	7
21:15	0	1	2	0	0	0	0	0	0	0	0	0	0	3
21:30	0	0	3	0	1	0	0	0	0	0	0	0	0	4
21:45	0	0	6	1	0	0	0	0	0	0	0	0	0	7
22:00	0	0	1	0	1	0	0	0	0	0	0	0	0	2
22:15	0	1	1	0	0	0	0	0	0	0	0	0	0	2
22:30	0	0	2	0	0	0	0	0	0	0	0	0	0	2
22:45	0	0	1	0	0	0	0	0	0	0	0	0	0	1
23:00	1	0	0	0	1	0	0	0	0	0	0	0	0	2
23:15	0	0	1	0	0	1	0	0	0	0	0	0	0	2
23:30	0	0	0	0	0	0	0	0	0	0	0	0	0	0
23:45	0	1	0	0	0	0	0	0	0	0	0	0	0	1
Totals	155	433	584	216	26	4								1418
% of Totals	11%	31%	41%	15%	2%	0%								100%

AM Volumes	60	189	232	84	9	3	0	0	0	0	0	0	0	577
% AM	4%	13%	16%	6%	1%	0%								41%
AM Peak Hour	7:30	7:30	7:30	11:45	8:15	7:00								7:30
Volume	47	133	95	29	4	2								292
PM Volumes	95	244	352	132	17	1	0	0	0	0	0	0	0	841
% PM	7%	17%	25%	9%	1%	0%								59%
PM Peak Hour	14:30	14:30	16:15	12:00	13:45	22:30								14:30
Volume	59	90	59	29	4	1								227

Directional Peak Periods	AM 7-9			NOON 12-2			PM 4-6			Off Peak Volumes		
All Classes	Volume	⟷	%	Volume	⟷	%	Volume	⟷	%	Volume	⟷	%
	349		25%	163		11%	217		15%	689		49%

Street Name	Direction	Percentiles					
		15th	50th	Average	85th	95th	ADT
W Oak St	Summary	16	21	21	26	29	1418

Prepared by National Data & Surveying Services

SPEED

W Oak St Bet. S Beachwood Dr & S Griffith Park Dr

Day: Thursday
Date: 2/3/2022

City: Burbank
Project #: CA22_020022_020e

East Bound

Time	< 15	15 - 19	20 - 24	25 - 29	30 - 34	35 - 39	40 - 44	45 - 49	50 - 54	55 - 59	60 - 64	65 - 69	70 +	Total
0:00 AM	0	0	1	0	0	0	0	0	0	0	0	0	0	1
1:00	0	0	0	0	0	0	0	0	0	0	0	0	0	0
2:00	0	0	1	1	0	0	0	0	0	0	0	0	0	2
3:00	0	0	0	0	0	0	0	0	0	0	0	0	0	0
4:00	0	0	1	0	0	0	0	0	0	0	0	0	0	1
5:00	0	0	0	0	0	0	0	0	0	0	0	0	0	0
6:00	0	4	5	3	1	0	0	0	0	0	0	0	0	13
7:00	32	64	25	4	0	0	0	0	0	0	0	0	0	125
8:00	5	12	25	8	0	1	0	0	0	0	0	0	0	51
9:00	1	8	14	4	0	0	0	0	0	0	0	0	0	27
10:00	2	4	15	8	1	0	0	0	0	0	0	0	0	30
11:00	1	7	24	11	0	0	0	0	0	0	0	0	0	43
12:00 PM	3	6	21	18	0	0	0	0	0	0	0	0	0	48
13:00	4	8	26	9	2	0	0	0	0	0	0	0	0	49
14:00	5	22	38	21	3	0	0	0	0	0	0	0	0	89
15:00	20	26	24	8	0	0	0	0	0	0	0	0	0	78
16:00	3	12	30	7	0	0	0	0	0	0	0	0	0	52
17:00	2	17	23	6	0	0	0	0	0	0	0	0	0	48
18:00	0	7	15	6	2	0	0	0	0	0	0	0	0	30
19:00	3	5	18	6	0	0	0	0	0	0	0	0	0	32
20:00	1	2	5	6	0	0	0	0	0	0	0	0	0	14
21:00	0	1	7	0	0	0	0	0	0	0	0	0	0	8
22:00	0	1	3	0	0	0	0	0	0	0	0	0	0	4
23:00	1	0	1	0	1	0	0	0	0	0	0	0	0	3
Totals	83	206	322	126	10	1								748
% of Totals	11%	28%	43%	17%	1%	0%								100%

AM Volumes	41	99	111	39	2	1	0	0	0	0	0	0	0	293
% AM	5%	13%	15%	5%	0%	0%								39%
AM Peak Hour	7:00	7:00	7:00	11:00	6:00	8:00								7:00
Volume	32	64	25	11	1	1								125
PM Volumes	42	107	211	87	8	0	0	0	0	0	0	0	0	455
% PM	6%	14%	28%	12%	1%									61%
PM Peak Hour	15:00	15:00	14:00	14:00	14:00									14:00
Volume	20	26	38	21	3									89

Directional Peak Periods	AM 7-9			NOON 12-2			PM 4-6			Off Peak Volumes		
All Speeds	Volume		%	Volume		%	Volume		%	Volume		%
	176	↔	24%	97	↔	13%	100	↔	13%	375	↔	50%

Street Name	Direction	Percentiles					
		15th	50th	Average	85th	95th	ADT
W Oak St	East Bound	16	21	21	26	29	748
W Oak St	West Bound	16	21	20	25	29	670

Prepared by National Data & Surveying Services

SPEED

W Oak St Bet. S Beachwood Dr & S Griffith Park Dr

Day: Thursday
Date: 2/3/2022

City: Burbank
Project #: CA22_020022_020w

West Bound

Time	< 15	15 - 19	20 - 24	25 - 29	30 - 34	35 - 39	40 - 44	45 - 49	50 - 54	55 - 59	60 - 64	65 - 69	70 +	Total
0:00 AM	0	0	0	0	0	0	0	0	0	0	0	0	0	0
1:00	0	0	0	1	0	0	0	0	0	0	0	0	0	1
2:00	0	0	0	0	0	0	0	0	0	0	0	0	0	0
3:00	0	0	0	0	0	0	0	0	0	0	0	0	0	0
4:00	0	0	0	0	0	0	0	0	0	0	0	0	0	0
5:00	0	1	2	0	0	0	0	0	0	0	0	0	0	3
6:00	1	1	4	5	0	0	0	0	0	0	0	0	0	11
7:00	9	59	47	4	0	2	0	0	0	0	0	0	0	121
8:00	5	12	24	8	3	0	0	0	0	0	0	0	0	52
9:00	0	7	14	5	1	0	0	0	0	0	0	0	0	27
10:00	3	4	14	13	3	0	0	0	0	0	0	0	0	37
11:00	1	6	16	9	0	0	0	0	0	0	0	0	0	32
12:00 PM	4	6	11	11	1	0	0	0	0	0	0	0	0	33
13:00	4	7	14	7	1	0	0	0	0	0	0	0	0	33
14:00	3	10	8	3	0	0	0	0	0	0	0	0	0	24
15:00	36	55	21	4	0	0	0	0	0	0	0	0	0	116
16:00	2	21	26	6	0	0	0	0	0	0	0	0	0	55
17:00	3	23	31	3	2	0	0	0	0	0	0	0	0	62
18:00	0	2	10	4	1	0	0	0	0	0	0	0	0	17
19:00	1	4	7	4	1	0	0	0	0	0	0	0	0	17
20:00	0	6	3	1	1	0	0	0	0	0	0	0	0	11
21:00	0	2	8	2	1	0	0	0	0	0	0	0	0	13
22:00	0	0	2	0	1	0	0	0	0	0	0	0	0	3
23:00	0	1	0	0	0	1	0	0	0	0	0	0	0	2
Totals	72	227	262	90	16	3								670
% of Totals	11%	34%	39%	13%	2%	0%								100%

AM Volumes	19	90	121	45	7	2	0	0	0	0	0	0	0	284
% AM	3%	13%	18%	7%	1%	0%								42%
AM Peak Hour	7:00	7:00	7:00	10:00	8:00	7:00								7:00
Volume	9	59	47	13	3	2								121
PM Volumes	53	137	141	45	9	1	0	0	0	0	0	0	0	386
% PM	8%	20%	21%	7%	1%	0%								58%
PM Peak Hour	15:00	15:00	17:00	12:00	17:00	23:00								15:00
Volume	36	55	31	11	2	1								116

Directional Peak Periods	AM 7-9			NOON 12-2			PM 4-6			Off Peak Volumes		
All Speeds	Volume	↔	%	Volume	↔	%	Volume	↔	%	Volume	↔	%
	173	↔	26%	66	↔	10%	117	↔	17%	314	↔	47%

Street Name	Direction	Percentiles					
		15th	50th	Average	85th	95th	ADT
W Oak St	East Bound	16	21	21	26	29	748
W Oak St	West Bound	16	21	20	25	29	670

Prepared by National Data & Surveying Services

SPEED

W Oak St Bet. S Beachwood Dr & S Griffith Park Dr

Day: Thursday
Date: 2/3/2022

City: Burbank
Project #: CA22_020022_020

Summary

Time	< 15	15 - 19	20 - 24	25 - 29	30 - 34	35 - 39	40 - 44	45 - 49	50 - 54	55 - 59	60 - 64	65 - 69	70 +	Total
0:00 AM	0	0	1	0	0	0	0	0	0	0	0	0	0	1
1:00	0	0	0	1	0	0	0	0	0	0	0	0	0	1
2:00	0	0	1	1	0	0	0	0	0	0	0	0	0	2
3:00	0	0	0	0	0	0	0	0	0	0	0	0	0	0
4:00	0	0	1	0	0	0	0	0	0	0	0	0	0	1
5:00	0	1	2	0	0	0	0	0	0	0	0	0	0	3
6:00	1	5	9	8	1	0	0	0	0	0	0	0	0	24
7:00	41	123	72	8	0	2	0	0	0	0	0	0	0	246
8:00	10	24	49	16	3	1	0	0	0	0	0	0	0	103
9:00	1	15	28	9	1	0	0	0	0	0	0	0	0	54
10:00	5	8	29	21	4	0	0	0	0	0	0	0	0	67
11:00	2	13	40	20	0	0	0	0	0	0	0	0	0	75
12:00 PM	7	12	32	29	1	0	0	0	0	0	0	0	0	81
13:00	8	15	40	16	3	0	0	0	0	0	0	0	0	82
14:00	8	32	46	24	3	0	0	0	0	0	0	0	0	113
15:00	56	81	45	12	0	0	0	0	0	0	0	0	0	194
16:00	5	33	56	13	0	0	0	0	0	0	0	0	0	107
17:00	5	40	54	9	2	0	0	0	0	0	0	0	0	110
18:00	0	9	25	10	3	0	0	0	0	0	0	0	0	47
19:00	4	9	25	10	1	0	0	0	0	0	0	0	0	49
20:00	1	8	8	7	1	0	0	0	0	0	0	0	0	25
21:00	0	3	15	2	1	0	0	0	0	0	0	0	0	21
22:00	0	1	5	0	1	0	0	0	0	0	0	0	0	7
23:00	1	1	1	0	1	1	0	0	0	0	0	0	0	5
Totals	155	433	584	216	26	4								1418
% of Totals	11%	31%	41%	15%	2%	0%								100%

AM Volumes	60	189	232	84	9	3	0	0	0	0	0	0	0	577
% AM	4%	13%	16%	6%	1%	0%								41%
AM Peak Hour	7:00	7:00	7:00	10:00	10:00	7:00								7:00
Volume	41	123	72	21	4	2								246
PM Volumes	95	244	352	132	17	1	0	0	0	0	0	0	0	841
% PM	7%	17%	25%	9%	1%	0%								59%
PM Peak Hour	15:00	15:00	16:00	12:00	13:00	23:00								15:00
Volume	56	81	56	29	3	1								194

Directional Peak Periods	AM 7-9			NOON 12-2			PM 4-6			Off Peak Volumes		
All Speeds	Volume		%	Volume		%	Volume		%	Volume		%
	349	↔	25%	163	↔	11%	217	↔	15%	689	↔	49%

Street Name	Direction	Percentiles					
		15th	50th	Average	85th	95th	ADT
W Oak St	Summary	16	21	21	26	29	1418

Prepared by NDS/ATD

Prepared by National Data & Surveying Services

VOLUME

W Oak St Bet. S Beachwood Dr & S Griffith Park Dr

Day: Thursday
Date: 2/3/2022

City: Burbank
Project #: CA22_020022_020

DAILY TOTALS	NB	SB	EB	WB	Total
	0	0	748	670	1,418

AM Period	NB	SB	EB		WB		TOTAL		PM Period	NB	SB	EB		WB		TOTAL	
0:00	0	0	0		0				12:00	0	0	14		9		23	
0:15	0	0	0		0				12:15	0	0	8		7		15	
0:30	0	0	0		0				12:30	0	0	15		10		25	
0:45	0	0	1	1	0		1	1	12:45	0	0	11	48	7	33	18	81
1:00	0	0	0		0				13:00	0	0	16		6		22	
1:15	0	0	0		0				13:15	0	0	14		6		20	
1:30	0	0	0		0				13:30	0	0	10		6		16	
1:45	0	0	0		1	1	1	1	13:45	0	0	9	49	15	33	24	82
2:00	0	0	0		0				14:00	0	0	8		7		15	
2:15	0	0	0		0				14:15	0	0	16		3		19	
2:30	0	0	2		0		2		14:30	0	0	27		7		34	
2:45	0	0	0	2	0			2	14:45	0	0	38	89	7	24	45	113
3:00	0	0	0		0				15:00	0	0	41		65		106	
3:15	0	0	0		0				15:15	0	0	10		32		42	
3:30	0	0	0		0				15:30	0	0	9		9		18	
3:45	0	0	0		0				15:45	0	0	18	78	10	116	28	194
4:00	0	0	0		0				16:00	0	0	13		16		29	
4:15	0	0	1		0		1		16:15	0	0	15		12		27	
4:30	0	0	0		0				16:30	0	0	9		14		23	
4:45	0	0	0	1	0			1	16:45	0	0	15	52	13	55	28	107
5:00	0	0	0		0				17:00	0	0	14		26		40	
5:15	0	0	0		2		2		17:15	0	0	15		15		30	
5:30	0	0	0		1		1		17:30	0	0	9		14		23	
5:45	0	0	0		0	3		3	17:45	0	0	10	48	7	62	17	110
6:00	0	0	0		1		1		18:00	0	0	4		4		8	
6:15	0	0	2		1		3		18:15	0	0	12		4		16	
6:30	0	0	3		4		7		18:30	0	0	6		5		11	
6:45	0	0	8	13	5	11	13	24	18:45	0	0	8	30	4	17	12	47
7:00	0	0	5		5		10		19:00	0	0	13		3		16	
7:15	0	0	11		3		14		19:15	0	0	5		2		7	
7:30	0	0	44		31		75		19:30	0	0	6		6		12	
7:45	0	0	65	125	82	121	147	246	19:45	0	0	8	32	6	17	14	49
8:00	0	0	13		29		42		20:00	0	0	4		3		7	
8:15	0	0	17		11		28		20:15	0	0	6		2		8	
8:30	0	0	11		9		20		20:30	0	0	1		2		3	
8:45	0	0	10	51	3	52	13	103	20:45	0	0	3	14	4	11	7	25
9:00	0	0	4		8		12		21:00	0	0	3		4		7	
9:15	0	0	7		4		11		21:15	0	0	1		2		3	
9:30	0	0	6		5		11		21:30	0	0	2		2		4	
9:45	0	0	10	27	10	27	20	54	21:45	0	0	2	8	5	13	7	21
10:00	0	0	12		7		19		22:00	0	0	1		1		2	
10:15	0	0	7		10		17		22:15	0	0	1		1		2	
10:30	0	0	5		9		14		22:30	0	0	1		1		2	
10:45	0	0	6	30	11	37	17	67	22:45	0	0	1	4	0	3	1	7
11:00	0	0	4		13		17		23:00	0	0	2		0		2	
11:15	0	0	12		6		18		23:15	0	0	1		1		2	
11:30	0	0	14		4		18		23:30	0	0	0		0			
11:45	0	0	13	43	9	32	22	75	23:45	0	0	0	3	1	2	1	5
TOTALS				293		284		577	TOTALS				455		386		841
SPLIT %				50.8%		49.2%		40.7%	SPLIT %				54.1%		45.9%		59.3%

DAILY TOTALS	NB	SB	EB	WB	Total
	0	0	748	670	1,418

AM Peak Hour			7:30	7:30	7:30	PM Peak Hour			14:15	15:00	14:30
AM Pk Volume			139	153	292	PM Pk Volume			122	116	227
Pk Hr Factor			0.535	0.466	0.497	Pk Hr Factor			0.744	0.446	0.535
7 - 9 Volume	0	0	176	173	349	4 - 6 Volume	0	0	100	117	217
7 - 9 Peak Hour			7:30	7:30	7:30	4 - 6 Peak Hour			16:15	16:30	16:30
7 - 9 Pk Volume	0	0	139	153	292	4 - 6 Pk Volume	0	0	53	68	121
Pk Hr Factor	0.000	0.000	0.535	0.466	0.497	Pk Hr Factor	0.000	0.000	0.883	0.654	0.756

Prepared by NDS/ATD

Project #: CA22_020022_020 **City:** Burbank

Location: W Oak St Bet. S Beachwood Dr & S Griffith **Date:** 2/3/2022

Prepared by National Data & Surveying Services

SPEED

W Oak St Bet. S Virginia Ave & S Lomita St

Day: Tuesday
Date: 1/18/2022

City: Burbank
Project #: CA22_020022_028e

East Bound

Time	< 15	15 - 19	20 - 24	25 - 29	30 - 34	35 - 39	40 - 44	45 - 49	50 - 54	55 - 59	60 - 64	65 - 69	70 +	Total
0:00 AM	0	0	0	0	0	0	0	0	0	0	0	0	0	0
0:15	0	0	2	0	0	0	0	0	0	0	0	0	0	2
0:30	0	0	0	0	0	0	0	0	0	0	0	0	0	0
0:45	0	0	1	1	0	0	0	0	0	0	0	0	0	2
1:00	0	0	2	0	0	0	0	0	0	0	0	0	0	2
1:15	0	0	0	0	0	0	0	0	0	0	0	0	0	0
1:30	0	0	0	0	0	0	0	0	0	0	0	0	0	0
1:45	0	0	0	0	0	0	0	0	0	0	0	0	0	0
2:00	0	0	0	0	0	0	0	0	0	0	0	0	0	0
2:15	0	0	0	0	0	0	0	0	0	0	0	0	0	0
2:30	0	0	0	0	0	0	0	0	0	0	0	0	0	0
2:45	0	0	0	1	0	0	0	0	0	0	0	0	0	1
3:00	0	0	0	0	0	0	0	0	0	0	0	0	0	0
3:15	0	0	0	0	0	0	0	0	0	0	0	0	0	0
3:30	0	0	0	0	0	0	0	0	0	0	0	0	0	0
3:45	0	0	0	0	0	0	0	0	0	0	0	0	0	0
4:00	0	0	0	0	0	0	0	0	0	0	0	0	0	0
4:15	0	0	0	0	0	0	0	0	0	0	0	0	0	0
4:30	0	0	0	1	0	0	0	0	0	0	0	0	0	1
4:45	0	0	0	0	0	0	0	0	0	0	0	0	0	0
5:00	0	0	1	0	0	0	0	0	0	0	0	0	0	1
5:15	0	0	2	0	0	0	0	0	0	0	0	0	0	2
5:30	0	0	0	2	0	0	0	0	0	0	0	0	0	2
5:45	1	0	0	0	0	0	0	0	0	0	0	0	0	1
6:00	0	0	1	0	0	0	0	0	0	0	0	0	0	1
6:15	1	0	3	3	0	0	0	0	0	0	0	0	0	7
6:30	0	3	2	1	1	0	0	0	0	0	0	0	0	7
6:45	0	1	5	1	1	0	0	0	0	0	0	0	0	8
7:00	0	1	2	2	0	0	0	0	0	0	0	0	0	5
7:15	2	0	6	3	2	0	0	0	0	0	0	0	0	13
7:30	11	17	12	2	2	1	0	0	0	0	0	0	0	45
7:45	22	30	20	2	0	0	0	0	0	0	0	0	0	74
8:00	0	4	12	4	0	0	0	0	0	0	0	0	0	20
8:15	0	0	9	7	1	0	0	0	0	0	0	0	0	17
8:30	0	2	1	6	0	0	0	0	0	0	0	0	0	9
8:45	2	0	8	1	1	0	0	0	0	0	0	0	0	12
9:00	1	1	4	2	0	0	0	0	0	0	0	0	0	8
9:15	1	0	4	8	1	1	0	0	0	0	0	0	0	15
9:30	1	0	5	3	0	0	0	0	0	0	0	0	0	9
9:45	1	1	3	0	0	0	0	0	0	0	0	0	0	5
10:00	1	2	7	3	0	0	0	0	0	0	0	0	0	13
10:15	1	0	3	4	1	0	0	0	0	0	0	0	0	9
10:30	2	0	5	4	0	0	0	0	0	0	0	0	0	11
10:45	3	1	5	5	0	0	0	0	0	0	0	0	0	14
11:00	0	0	4	2	0	0	0	0	0	0	0	0	0	6
11:15	0	0	2	3	0	0	0	0	0	0	0	0	0	5
11:30	1	0	4	1	1	0	0	0	0	0	0	0	0	7
11:45	0	2	8	4	1	0	0	0	0	0	0	0	0	15
12:00 PM	0	2	6	5	0	0	0	0	0	0	0	0	0	13
12:15	0	3	6	5	0	0	0	0	0	0	0	0	0	14
12:30	0	0	4	3	1	0	0	0	0	0	0	0	0	8
12:45	0	3	8	4	0	0	0	0	0	0	0	0	0	15
13:00	0	0	3	5	0	1	0	0	0	0	0	0	0	9
13:15	1	2	1	2	1	0	0	0	0	0	0	0	0	7
13:30	0	2	2	3	0	0	0	0	0	0	0	0	0	7
13:45	0	2	5	1	0	0	0	0	0	0	0	0	0	8
14:00	0	0	3	8	0	0	0	0	0	0	0	0	0	11
14:15	0	3	8	0	2	0	0	0	0	0	0	0	0	13
14:30	4	1	8	1	0	0	0	0	0	0	0	0	0	14
14:45	4	6	4	2	0	0	0	0	0	0	0	0	0	16
15:00	21	14	7	1	0	1	0	0	0	0	0	0	0	44
15:15	3	11	15	3	2	0	0	0	0	0	0	0	0	34
15:30	3	1	3	0	1	0	0	0	0	0	0	0	0	8
15:45	1	4	7	1	1	0	0	0	0	0	0	0	0	14
16:00	7	4	4	4	0	0	0	0	0	0	0	0	0	19
16:15	1	1	5	3	2	0	0	0	0	0	0	0	0	12
16:30	0	2	7	11	0	0	0	0	0	0	0	0	0	20
16:45	0	1	5	4	1	0	0	0	0	0	0	0	0	11
17:00	4	0	13	3	0	0	0	0	0	0	0	0	0	20
17:15	2	4	5	4	0	0	0	0	0	0	0	0	0	15
17:30	5	2	9	5	0	0	0	0	0	0	0	0	0	21
17:45	0	2	6	2	0	0	0	0	0	0	0	0	0	10
18:00	0	3	0	0	0	0	0	0	0	0	0	0	0	3
18:15	0	1	5	2	1	0	0	0	0	0	0	0	0	9
18:30	0	0	5	3	0	0	0	0	0	0	0	0	0	8
18:45	0	0	1	2	1	0	0	0	0	0	0	0	0	4
19:00	0	2	4	5	0	0	0	0	0	0	0	0	0	11
19:15	0	0	1	2	0	0	0	0	0	0	0	0	0	3
19:30	0	1	0	2	1	0	0	0	0	0	0	0	0	4
19:45	0	0	1	1	0	0	0	0	0	0	0	0	0	2
20:00	0	0	1	2	0	0	0	0	0	0	0	0	0	3
20:15	0	1	5	0	0	1	0	0	0	0	0	0	0	7
20:30	0	0	1	2	0	0	0	0	0	0	0	0	0	3
20:45	0	1	1	1	1	0	0	0	0	0	0	0	0	4
21:00	0	0	0	1	1	0	0	0	0	0	0	0	0	2
21:15	0	0	0	2	1	0	0	0	0	0	0	0	0	3
21:30	0	1	1	0	0	0	0	0	0	0	0	0	0	2
21:45	0	0	4	0	0	0	0	0	0	0	0	0	0	4
22:00	0	0	1	1	0	0	0	0	0	0	0	0	0	2
22:15	0	0	1	0	0	0	0	0	0	0	0	0	0	1
22:30	0	0	0	0	0	0	0	0	0	0	0	0	0	0
22:45	0	0	1	0	0	0	0	0	0	0	0	0	0	1
23:00	0	0	2	1	0	1	0	0	0	0	0	0	0	4
23:15	0	0	1	0	0	0	0	0	0	0	0	0	0	1
23:30	0	0	1	0	0	0	0	0	0	0	0	0	0	1
23:45	0	0	2	0	0	0	0	0	0	0	0	0	0	2
Totals	107	145	325	183	29	6								795
% of Totals	13%	18%	41%	23%	4%	1%								100%

AM Volumes	51	65	143	76	12	2	0	0	0	0	0	0	0	349
% AM	6%	8%	18%	10%	2%	0%								44%
AM Peak Hour	7:00	7:15	7:30	7:45	6:45	6:45								7:30
Volume	35	51	53	19	5	1								156
PM Volumes	56	80	183	107	17	4	0	0	0	0	0	0	0	447
% PM	7%	10%	23%	13%	2%	1%								56%
PM Peak Hour	14:30	14:30	14:30	16:00	15:00	12:15								14:30
Volume	32	32	34	22	4	1								108

Directional Peak Periods	AM 7-9			NOON 12-2			PM 4-6			Off Peak Volumes		
All Classes	Volume	⟷	%	Volume	⟷	%	Volume	⟷	%	Volume	⟷	%
	195		24%	81		10%	128		16%	392		49%

Street Name	Direction	Percentiles					
		15th	50th	Average	85th	95th	ADT
W Oak St	East Bound	15	22	22	28	30	796
W Oak St	West Bound	16	21	20	25	28	722

Prepared by National Data & Surveying Services

SPEED

W Oak St Bet. S Virginia Ave & S Lomita St

Day: Tuesday
Date: 1/18/2022

City: Burbank
Project #: CA22_020022_028w

West Bound

Time	< 15	15 - 19	20 - 24	25 - 29	30 - 34	35 - 39	40 - 44	45 - 49	50 - 54	55 - 59	60 - 64	65 - 69	70 +	Total
0:00 AM	0	0	0	0	0	0	0	0	0	0	0	0	0	0
0:15	0	0	0	0	0	0	0	0	0	0	0	0	0	0
0:30	0	0	0	0	1	0	0	0	0	0	0	0	0	1
0:45	0	1	0	0	0	0	0	0	0	0	0	0	0	1
1:00	0	0	0	0	0	0	0	0	0	0	0	0	0	0
1:15	0	0	0	0	0	0	0	0	0	0	0	0	0	0
1:30	0	0	0	0	0	0	0	0	0	0	0	0	0	0
1:45	0	0	0	0	0	0	0	0	0	0	0	0	0	0
2:00	0	0	0	0	0	0	0	0	0	0	0	0	0	0
2:15	0	0	0	0	0	0	0	0	0	0	0	0	0	0
2:30	0	0	0	0	0	0	0	0	0	0	0	0	0	0
2:45	0	0	0	0	0	0	0	0	0	0	0	0	0	0
3:00	0	0	0	0	0	0	0	0	0	0	0	0	0	0
3:15	0	0	0	0	0	0	0	0	0	0	0	0	0	0
3:30	0	0	0	0	0	0	0	0	0	0	0	0	0	0
3:45	0	0	0	0	0	0	0	0	0	0	0	0	0	0
4:00	0	0	0	0	0	0	0	0	0	0	0	0	0	0
4:15	0	0	1	0	0	0	0	0	0	0	0	0	0	1
4:30	0	0	0	0	0	0	0	0	0	0	0	0	0	0
4:45	0	0	0	0	0	0	0	0	0	0	0	0	0	0
5:00	0	0	0	0	0	0	0	0	0	0	0	0	0	0
5:15	0	0	1	0	0	0	0	0	0	0	0	0	0	1
5:30	0	0	0	0	0	0	0	0	0	0	0	0	0	0
5:45	0	3	0	2	0	0	0	0	0	0	0	0	0	5
6:00	0	0	3	0	0	0	0	0	0	0	0	0	0	3
6:15	1	2	3	0	0	0	0	0	0	0	0	0	0	6
6:30	1	2	3	0	0	0	0	0	0	0	0	0	0	6
6:45	0	1	5	0	1	0	0	0	0	0	0	0	0	7
7:00	0	2	4	2	0	0	0	0	0	0	0	0	0	8
7:15	0	2	6	2	0	0	0	0	0	0	0	0	0	10
7:30	8	21	10	3	0	0	0	0	0	0	0	0	0	42
7:45	15	13	5	0	0	0	0	0	0	0	0	0	0	33
8:00	0	3	7	1	1	0	0	0	0	0	0	0	0	12
8:15	0	6	8	1	0	0	0	0	0	0	0	0	0	15
8:30	1	4	5	4	0	0	0	0	0	0	0	0	0	14
8:45	0	1	5	1	0	0	0	0	0	0	0	0	0	7
9:00	0	5	6	1	0	0	0	0	0	0	0	0	0	12
9:15	1	2	3	1	0	0	0	0	0	0	0	0	0	7
9:30	0	1	10	0	0	0	0	0	0	0	0	0	0	11
9:45	0	1	2	5	0	0	0	0	0	0	0	0	0	8
10:00	0	1	1	0	0	0	0	0	0	0	0	0	0	2
10:15	2	1	2	0	0	0	0	0	0	0	0	0	0	5
10:30	0	2	8	1	0	0	0	0	0	0	0	0	0	11
10:45	0	2	2	0	0	0	0	0	0	0	0	0	0	4
11:00	2	0	5	2	0	0	0	0	0	0	0	0	0	9
11:15	0	1	6	2	0	0	0	0	0	0	0	0	0	9
11:30	0	1	5	0	0	0	0	0	0	0	0	0	0	6
11:45	0	1	7	2	0	0	0	0	0	0	0	0	0	10
12:00 PM	0	3	1	1	0	0	0	0	0	0	0	0	0	5
12:15	0	3	6	2	0	0	0	0	0	0	0	0	0	11
12:30	1	2	5	1	0	0	0	0	0	0	0	0	0	9
12:45	1	3	5	2	0	0	0	0	0	0	0	0	0	11
13:00	0	1	6	5	0	0	0	0	0	0	0	0	0	12
13:15	2	5	3	0	0	0	0	0	0	0	0	0	0	10
13:30	0	2	7	2	0	0	0	0	0	0	0	0	0	11
13:45	0	5	3	0	0	0	0	0	0	0	0	0	0	8
14:00	0	1	9	1	0	0	0	0	0	0	0	0	0	11
14:15	1	3	3	2	0	0	0	0	0	0	0	0	0	9
14:30	5	17	9	1	0	0	0	0	0	0	0	0	0	32
14:45	14	14	7	1	0	0	0	0	0	0	0	0	0	36
15:00	12	9	3	0	0	0	0	0	0	0	0	0	0	24
15:15	0	7	7	4	0	0	0	0	0	0	0	0	0	18
15:30	0	0	7	4	1	0	0	0	0	0	0	0	0	12
15:45	2	3	6	2	0	0	0	0	0	0	0	0	0	13
16:00	1	1	5	2	0	1	0	0	0	0	0	0	0	10
16:15	1	4	13	2	1	0	0	0	0	0	0	0	0	21
16:30	1	4	9	0	0	0	0	0	0	0	0	0	0	14
16:45	2	2	5	1	0	0	0	0	0	0	0	0	0	10
17:00	0	4	13	1	0	0	0	0	0	0	0	0	0	18
17:15	1	4	11	0	0	0	0	0	0	0	0	0	0	16
17:30	2	3	5	0	0	0	0	0	0	0	0	0	0	10
17:45	0	2	3	1	0	0	0	0	0	0	0	0	0	6
18:00	1	3	12	3	0	0	0	0	0	0	0	0	0	19
18:15	1	1	8	1	0	0	0	0	0	0	0	0	0	11
18:30	0	2	4	2	0	0	0	0	0	0	0	0	0	8
18:45	0	4	4	2	0	0	0	0	0	0	0	0	0	10
19:00	2	0	9	0	0	0	0	0	0	0	0	0	0	11
19:15	0	0	3	1	0	0	0	0	0	0	0	0	0	4
19:30	1	0	2	0	0	0	0	0	0	0	0	0	0	3
19:45	0	3	1	0	0	0	0	0	0	0	0	0	0	4
20:00	0	2	5	1	0	0	0	0	0	0	0	0	0	8
20:15	0	0	2	0	0	0	0	0	0	0	0	0	0	2
20:30	0	2	2	0	0	0	0	0	0	0	0	0	0	4
20:45	0	1	1	0	0	0	0	0	0	0	0	0	0	2
21:00	0	1	4	1	0	0	0	0	0	0	0	0	0	6
21:15	0	1	2	3	1	0	0	0	0	0	0	0	0	7
21:30	0	1	1	3	0	0	0	0	0	0	0	0	0	5
21:45	0	0	2	1	0	0	0	0	0	0	0	0	0	3
22:00	0	0	0	2	1	0	0	0	0	0	0	0	0	3
22:15	0	0	1	1	0	0	0	0	0	0	0	0	0	2
22:30	0	0	0	0	0	0	0	0	0	0	0	0	0	0
22:45	0	0	1	1	0	0	0	0	0	0	0	0	0	2
23:00	0	0	1	0	0	0	0	0	0	0	0	0	0	1
23:15	0	1	1	0	0	0	0	0	0	0	0	0	0	2
23:30	0	1	0	0	0	0	0	0	0	0	0	0	0	1
23:45	0	0	1	0	0	0	0	0	0	0	0	0	0	1
Totals	82	204	341	87	7	1								722
% of Totals	11%	28%	47%	12%	1%	0%								100%

AM Volumes	31	79	123	30	3	0	0	0	0	0	0	0	0	266
% AM	4%	11%	17%	4%	0%									37%
AM Peak Hour	7:00	7:30	7:30	6:45										7:30
Volume	23	43	30	7	1									102
PM Volumes	51	125	218	57	4	1	0	0	0	0	0	0	0	456
% PM	7%	17%	30%	8%	1%	0%								63%
PM Peak Hour	14:15	14:30	16:15	15:15	15:30	15:15								14:30
Volume	32	47	40	12	2	1								110

Directional Peak Periods	AM 7-9			NOON 12-2			PM 4-6			Off Peak Volumes		
All Classes	Volume	↔	%	Volume	↔	%	Volume	↔	%	Volume	↔	%
	141	↔	20%	77	↔	11%	105	↔	15%	399	↔	55%

Street Name	Direction	Percentiles					
		15th	50th	Average	85th	95th	ADT
W Oak St	East Bound	15	22	22	28	30	796
W Oak St	West Bound	16	21	20	25	28	722

Prepared by National Data & Surveying Services

SPEED

W Oak St Bet. S Virginia Ave & S Lomita St

Day: Tuesday
Date: 1/18/2022

City: Burbank
Project #: CA22_020022_028

Summary

Time	< 15	15 - 19	20 - 24	25 - 29	30 - 34	35 - 39	40 - 44	45 - 49	50 - 54	55 - 59	60 - 64	65 - 69	70 +	Total
0:00 AM	0	0	0	0	0	0	0	0	0	0	0	0	0	0
0:15	0	0	2	0	0	0	0	0	0	0	0	0	0	2
0:30	0	0	0	0	1	0	0	0	0	0	0	0	0	1
0:45	0	1	1	1	0	0	0	0	0	0	0	0	0	3
1:00	0	0	2	0	0	0	0	0	0	0	0	0	0	2
1:15	0	0	0	0	0	0	0	0	0	0	0	0	0	0
1:30	0	0	0	0	0	0	0	0	0	0	0	0	0	0
1:45	0	0	0	0	0	0	0	0	0	0	0	0	0	0
2:00	0	0	0	0	0	0	0	0	0	0	0	0	0	0
2:15	0	0	0	0	0	0	0	0	0	0	0	0	0	0
2:30	0	0	0	0	0	0	0	0	0	0	0	0	0	0
2:45	0	0	0	1	0	0	0	0	0	0	0	0	0	1
3:00	0	0	0	0	0	0	0	0	0	0	0	0	0	0
3:15	0	0	0	0	0	0	0	0	0	0	0	0	0	0
3:30	0	0	0	0	0	0	0	0	0	0	0	0	0	0
3:45	0	0	0	0	0	0	0	0	0	0	0	0	0	0
4:00	0	0	0	0	0	0	0	0	0	0	0	0	0	0
4:15	0	0	1	0	0	0	0	0	0	0	0	0	0	1
4:30	0	0	0	1	0	0	0	0	0	0	0	0	0	1
4:45	0	0	0	0	0	0	0	0	0	0	0	0	0	0
5:00	0	0	1	0	0	0	0	0	0	0	0	0	0	1
5:15	0	0	3	0	0	0	0	0	0	0	0	0	0	3
5:30	0	0	0	2	0	0	0	0	0	0	0	0	0	2
5:45	1	3	0	2	0	0	0	0	0	0	0	0	0	6
6:00	0	0	4	0	0	0	0	0	0	0	0	0	0	4
6:15	2	2	6	3	0	0	0	0	0	0	0	0	0	13
6:30	1	5	5	1	1	0	0	0	0	0	0	0	0	13
6:45	0	2	10	1	2	0	0	0	0	0	0	0	0	15
7:00	0	3	6	4	0	0	0	0	0	0	0	0	0	13
7:15	2	2	12	5	2	0	0	0	0	0	0	0	0	23
7:30	19	38	22	5	2	1	0	0	0	0	0	0	0	87
7:45	37	43	25	2	0	0	0	0	0	0	0	0	0	107
8:00	0	7	19	5	1	0	0	0	0	0	0	0	0	32
8:15	0	6	17	8	1	0	0	0	0	0	0	0	0	32
8:30	1	6	6	10	0	0	0	0	0	0	0	0	0	23
8:45	2	1	13	2	1	0	0	0	0	0	0	0	0	19
9:00	1	6	10	3	0	0	0	0	0	0	0	0	0	20
9:15	2	2	7	9	1	1	0	0	0	0	0	0	0	22
9:30	1	1	15	3	0	0	0	0	0	0	0	0	0	20
9:45	1	2	5	5	0	0	0	0	0	0	0	0	0	13
10:00	1	3	8	3	0	0	0	0	0	0	0	0	0	15
10:15	3	1	5	4	1	0	0	0	0	0	0	0	0	14
10:30	2	2	13	5	0	0	0	0	0	0	0	0	0	22
10:45	3	3	7	5	0	0	0	0	0	0	0	0	0	18
11:00	2	0	9	4	0	0	0	0	0	0	0	0	0	15
11:15	0	1	8	5	0	0	0	0	0	0	0	0	0	14
11:30	1	1	9	1	1	0	0	0	0	0	0	0	0	13
11:45	0	3	15	6	1	0	0	0	0	0	0	0	0	25
12:00 PM	0	5	7	6	0	0	0	0	0	0	0	0	0	18
12:15	0	6	12	7	0	0	0	0	0	0	0	0	0	25
12:30	1	2	9	4	1	0	0	0	0	0	0	0	0	17
12:45	1	6	13	6	0	0	0	0	0	0	0	0	0	26
13:00	0	1	9	10	0	1	0	0	0	0	0	0	0	21
13:15	3	7	4	2	1	0	0	0	0	0	0	0	0	17
13:30	0	4	9	5	0	0	0	0	0	0	0	0	0	18
13:45	0	7	8	1	0	0	0	0	0	0	0	0	0	16
14:00	0	1	12	9	0	0	0	0	0	0	0	0	0	22
14:15	1	6	11	2	2	0	0	0	0	0	0	0	0	22
14:30	9	18	17	2	0	0	0	0	0	0	0	0	0	46
14:45	18	20	11	3	0	0	0	0	0	0	0	0	0	52
15:00	33	23	10	1	0	1	0	0	0	0	0	0	0	68
15:15	3	18	22	7	2	0	0	0	0	0	0	0	0	52
15:30	3	1	10	4	2	0	0	0	0	0	0	0	0	20
15:45	3	7	13	3	1	0	0	0	0	0	0	0	0	27
16:00	8	5	9	6	0	1	0	0	0	0	0	0	0	29
16:15	2	5	18	5	3	0	0	0	0	0	0	0	0	33
16:30	1	6	16	11	0	0	0	0	0	0	0	0	0	34
16:45	2	3	10	5	1	0	0	0	0	0	0	0	0	21
17:00	4	4	26	4	0	0	0	0	0	0	0	0	0	38
17:15	3	8	16	4	0	0	0	0	0	0	0	0	0	31
17:30	7	5	14	5	0	0	0	0	0	0	0	0	0	31
17:45	0	4	9	3	0	0	0	0	0	0	0	0	0	16
18:00	1	6	12	3	0	0	0	0	0	0	0	0	0	22
18:15	1	2	13	3	1	0	0	0	0	0	0	0	0	20
18:30	0	2	9	5	0	0	0	0	0	0	0	0	0	16
18:45	0	4	5	4	1	0	0	0	0	0	0	0	0	14
19:00	2	2	13	5	0	0	0	0	0	0	0	0	0	22
19:15	0	0	4	3	0	0	0	0	0	0	0	0	0	7
19:30	1	1	2	2	1	0	0	0	0	0	0	0	0	7
19:45	0	3	2	1	0	0	0	0	0	0	0	0	0	6
20:00	0	2	6	3	0	0	0	0	0	0	0	0	0	11
20:15	0	1	7	0	0	1	0	0	0	0	0	0	0	9
20:30	0	2	3	2	0	0	0	0	0	0	0	0	0	7
20:45	0	2	2	1	1	0	0	0	0	0	0	0	0	6
21:00	0	1	4	2	1	0	0	0	0	0	0	0	0	8
21:15	0	1	2	5	2	0	0	0	0	0	0	0	0	10
21:30	0	2	2	3	0	0	0	0	0	0	0	0	0	7
21:45	0	0	6	1	0	0	0	0	0	0	0	0	0	7
22:00	0	0	1	3	1	0	0	0	0	0	0	0	0	5
22:15	0	0	2	1	0	0	0	0	0	0	0	0	0	3
22:30	0	0	0	0	0	0	0	0	0	0	0	0	0	0
22:45	0	0	2	1	0	0	0	0	0	0	0	0	0	3
23:00	0	0	3	1	0	1	0	0	0	0	0	0	0	5
23:15	0	1	2	0	0	0	0	0	0	0	0	0	0	3
23:30	0	1	1	0	0	0	0	0	0	0	0	0	0	2
23:45	0	0	3	0	0	0	0	0	0	0	0	0	0	3
Totals	189	349	667	270	36	7								1518
% of Totals	12%	23%	44%	18%	2%	0%								100%

AM Volumes	82	144	266	106	15	2	0	0	0	0	0	0	0	615
% AM	5%	9%	18%	7%	1%	0%								41%
AM Peak Hour	7:00	7:30	7:30	7:45	6:45	6:45								7:30
Volume	58	94	83	25	6	1								258
PM Volumes	107	205	401	164	21	5	0	0	0	0	0	0	0	903
% PM	7%	14%	26%	11%	1%	0%								59%
PM Peak Hour	14:30	14:30	16:15	12:15	15:30	12:15								14:30
Volume	63	79	70	27	6	1								218

Directional Peak Periods	AM 7-9			NOON 12-2			PM 4-6			Off Peak Volumes		
All Classes	Volume	⟷	%	Volume	⟷	%	Volume	⟷	%	Volume	⟷	%
	336	⟷	22%	158	⟷	10%	233	⟷	15%	791	⟷	52%

Street Name	Direction	Percentiles					
		15th	50th	Average	85th	95th	ADT
W Oak St	Summary	16	22	21	27	29	1518

Prepared by National Data & Surveying Services

SPEED

W Oak St Bet. S Virginia Ave & S Lomita St

Day: Tuesday
Date: 1/18/2022

City: Burbank
Project #: CA22_020022_028e

East Bound

Time	< 15	15 - 19	20 - 24	25 - 29	30 - 34	35 - 39	40 - 44	45 - 49	50 - 54	55 - 59	60 - 64	65 - 69	70 +	Total
0:00 AM	0	0	3	1	0	0	0	0	0	0	0	0	0	4
1:00	0	0	2	0	0	0	0	0	0	0	0	0	0	2
2:00	0	0	0	1	0	0	0	0	0	0	0	0	0	1
3:00	0	0	0	0	0	0	0	0	0	0	0	0	0	0
4:00	0	0	0	1	0	0	0	0	0	0	0	0	0	1
5:00	1	0	3	2	0	0	0	0	0	0	0	0	0	6
6:00	1	4	11	5	2	0	0	0	0	0	0	0	0	23
7:00	35	48	40	9	4	1	0	0	0	0	0	0	0	137
8:00	2	6	30	18	2	0	0	0	0	0	0	0	0	58
9:00	4	2	16	13	1	1	0	0	0	0	0	0	0	37
10:00	7	3	20	16	1	0	0	0	0	0	0	0	0	47
11:00	1	2	18	10	2	0	0	0	0	0	0	0	0	33
12:00 PM	0	8	24	17	1	0	0	0	0	0	0	0	0	50
13:00	1	6	11	11	1	1	0	0	0	0	0	0	0	31
14:00	8	10	23	11	2	0	0	0	0	0	0	0	0	54
15:00	28	30	32	5	4	1	0	0	0	0	0	0	0	100
16:00	8	8	21	22	3	0	0	0	0	0	0	0	0	62
17:00	11	8	33	14	0	0	0	0	0	0	0	0	0	66
18:00	0	4	11	7	2	0	0	0	0	0	0	0	0	24
19:00	0	3	6	10	1	0	0	0	0	0	0	0	0	20
20:00	0	2	8	5	1	1	0	0	0	0	0	0	0	17
21:00	0	1	5	3	2	0	0	0	0	0	0	0	0	11
22:00	0	0	3	1	0	0	0	0	0	0	0	0	0	4
23:00	0	0	6	1	0	1	0	0	0	0	0	0	0	8
Totals	107	145	326	183	29	6								796
% of Totals	13%	18%	41%	23%	4%	1%								100%

AM Volumes	51	65	143	76	12	2	0	0	0	0	0	0	0	349
% AM	6%	8%	18%	10%	2%	0%								44%
AM Peak Hour	7:00	7:00	7:00	8:00	7:00	7:00								7:00
Volume	35	48	40	18	4	1								137
PM Volumes	56	80	183	107	17	4	0	0	0	0	0	0	0	447
% PM	7%	10%	23%	13%	2%	1%								56%
PM Peak Hour	15:00	15:00	17:00	16:00	15:00	13:00								15:00
Volume	28	30	33	22	4	1								100

Directional Peak Periods	AM 7-9			NOON 12-2			PM 4-6			Off Peak Volumes		
All Speeds	Volume	↔	%	Volume	↔	%	Volume	↔	%	Volume	↔	%
	195		24%	81		10%	128		16%	392		49%

Street Name	Direction	Percentiles					
		15th	50th	Average	85th	95th	ADT
W Oak St	East Bound	15	22	22	28	30	796
W Oak St	West Bound	16	21	20	25	28	722

Prepared by National Data & Surveying Services

SPEED

W Oak St Bet. S Virginia Ave & S Lomita St

Day: Tuesday
Date: 1/18/2022

City: Burbank
Project #: CA22_020022_028w

West Bound

Time	< 15	15 - 19	20 - 24	25 - 29	30 - 34	35 - 39	40 - 44	45 - 49	50 - 54	55 - 59	60 - 64	65 - 69	70 +	Total
0:00 AM	0	1	0	0	1	0	0	0	0	0	0	0	0	2
1:00	0	0	0	0	0	0	0	0	0	0	0	0	0	0
2:00	0	0	0	0	0	0	0	0	0	0	0	0	0	0
3:00	0	0	0	0	0	0	0	0	0	0	0	0	0	0
4:00	0	0	1	0	0	0	0	0	0	0	0	0	0	1
5:00	0	3	1	2	0	0	0	0	0	0	0	0	0	6
6:00	2	5	14	0	1	0	0	0	0	0	0	0	0	22
7:00	23	38	25	7	0	0	0	0	0	0	0	0	0	93
8:00	1	14	25	7	1	0	0	0	0	0	0	0	0	48
9:00	1	9	21	7	0	0	0	0	0	0	0	0	0	38
10:00	2	6	13	1	0	0	0	0	0	0	0	0	0	22
11:00	2	3	23	6	0	0	0	0	0	0	0	0	0	34
12:00 PM	2	11	17	6	0	0	0	0	0	0	0	0	0	36
13:00	2	13	19	7	0	0	0	0	0	0	0	0	0	41
14:00	20	35	28	5	0	0	0	0	0	0	0	0	0	88
15:00	14	19	23	10	1	0	0	0	0	0	0	0	0	67
16:00	5	11	32	5	1	1	0	0	0	0	0	0	0	55
17:00	3	13	32	2	0	0	0	0	0	0	0	0	0	50
18:00	2	10	28	8	0	0	0	0	0	0	0	0	0	48
19:00	3	3	15	1	0	0	0	0	0	0	0	0	0	22
20:00	0	5	10	1	0	0	0	0	0	0	0	0	0	16
21:00	0	3	9	8	1	0	0	0	0	0	0	0	0	21
22:00	0	0	2	4	1	0	0	0	0	0	0	0	0	7
23:00	0	2	3	0	0	0	0	0	0	0	0	0	0	5
Totals	82	204	341	87	7	1								722
% of Totals	11%	28%	47%	12%	1%	0%								100%

AM Volumes	31	79	123	30	3	0	0	0	0	0	0	0	0	266
% AM	4%	11%	17%	4%	0%									37%
AM Peak Hour	7:00	7:00	7:00	7:00										7:00
Volume	23	38	25	7	1									93
PM Volumes	51	125	218	57	4	1	0	0	0	0	0	0	0	456
% PM	7%	17%	30%	8%	1%	0%								63%
PM Peak Hour	14:00	14:00	16:00	15:00	15:00	16:00								14:00
Volume	20	35	32	10	1	1								88

Directional Peak Periods	AM 7-9			NOON 12-2			PM 4-6			Off Peak Volumes		
All Speeds	Volume	↔	%	Volume	↔	%	Volume	↔	%	Volume	↔	%
	141	↔	20%	77	↔	11%	105	↔	15%	399	↔	55%

Street Name	Direction	Percentiles					
		15th	50th	Average	85th	95th	ADT
W Oak St	East Bound	15	22	22	28	30	796
W Oak St	West Bound	16	21	20	25	28	722

Prepared by National Data & Surveying Services

SPEED

W Oak St Bet. S Virginia Ave & S Lomita St

Day: Tuesday
Date: 1/18/2022

City: Burbank
Project #: CA22_020022_028

Summary

Time	< 15	15 - 19	20 - 24	25 - 29	30 - 34	35 - 39	40 - 44	45 - 49	50 - 54	55 - 59	60 - 64	65 - 69	70 +	Total
0:00 AM	0	1	3	1	1	0	0	0	0	0	0	0	0	6
1:00	0	0	2	0	0	0	0	0	0	0	0	0	0	2
2:00	0	0	0	1	0	0	0	0	0	0	0	0	0	1
3:00	0	0	0	0	0	0	0	0	0	0	0	0	0	0
4:00	0	0	1	1	0	0	0	0	0	0	0	0	0	2
5:00	1	3	4	4	0	0	0	0	0	0	0	0	0	12
6:00	3	9	25	5	3	0	0	0	0	0	0	0	0	45
7:00	58	86	65	16	4	1	0	0	0	0	0	0	0	230
8:00	3	20	55	25	3	0	0	0	0	0	0	0	0	106
9:00	5	11	37	20	1	1	0	0	0	0	0	0	0	75
10:00	9	9	33	17	1	0	0	0	0	0	0	0	0	69
11:00	3	5	41	16	2	0	0	0	0	0	0	0	0	67
12:00 PM	2	19	41	23	1	0	0	0	0	0	0	0	0	86
13:00	3	19	30	18	1	1	0	0	0	0	0	0	0	72
14:00	28	45	51	16	2	0	0	0	0	0	0	0	0	142
15:00	42	49	55	15	5	1	0	0	0	0	0	0	0	167
16:00	13	19	53	27	4	1	0	0	0	0	0	0	0	117
17:00	14	21	65	16	0	0	0	0	0	0	0	0	0	116
18:00	2	14	39	15	2	0	0	0	0	0	0	0	0	72
19:00	3	6	21	11	1	0	0	0	0	0	0	0	0	42
20:00	0	7	18	6	1	1	0	0	0	0	0	0	0	33
21:00	0	4	14	11	3	0	0	0	0	0	0	0	0	32
22:00	0	0	5	5	1	0	0	0	0	0	0	0	0	11
23:00	0	2	9	1	0	1	0	0	0	0	0	0	0	13
Totals	189	349	667	270	36	7								1518
% of Totals	12%	23%	44%	18%	2%	0%								100%

AM Volumes	82	144	266	106	15	2	0	0	0	0	0	0	0	615
% AM	5%	9%	18%	7%	1%	0%								41%
AM Peak Hour	7:00	7:00	7:00	8:00	7:00	7:00								7:00
Volume	58	86	65	25	4	1								230
PM Volumes	107	205	401	164	21	5	0	0	0	0	0	0	0	903
% PM	7%	14%	26%	11%	1%	0%								59%
PM Peak Hour	15:00	15:00	17:00	16:00	15:00	13:00								15:00
Volume	42	49	65	27	5	1								167

Directional Peak Periods	AM 7-9			NOON 12-2			PM 4-6			Off Peak Volumes		
All Speeds	Volume	↔	%	Volume	↔	%	Volume	↔	%	Volume	↔	%
	336	↔	22%	158	↔	10%	233	↔	15%	791	↔	52%

Street Name	Direction	Percentiles					
		15th	50th	Average	85th	95th	ADT
W Oak St	Summary	16	22	21	27	29	1518

Prepared by NDS/ATD

Prepared by National Data & Surveying Services

VOLUME

W Oak St Bet. S Virginia Ave & S Lomita St

Day: Tuesday
Date: 1/18/2022

City: Burbank
Project #: CA22_020022_028

DAILY TOTALS	NB	SB	EB	WB	Total
	0	0	796	722	1,518

AM Period	NB	SB	EB		WB		TOTAL		PM Period	NB	SB	EB		WB		TOTAL	
0:00	0	0	0		0				12:00	0	0	13		5		18	
0:15	0	0	2		0		2		12:15	0	0	14		11		25	
0:30	0	0	0		1		1		12:30	0	0	8		9		17	
0:45	0	0	2	4	1	2	3	6	12:45	0	0	15	50	11	36	26	86
1:00	0	0	2		0		2		13:00	0	0	9		12		21	
1:15	0	0	0		0				13:15	0	0	7		10		17	
1:30	0	0	0		0				13:30	0	0	7		11		18	
1:45	0	0	0	2	0			2	13:45	0	0	8	31	8	41	16	72
2:00	0	0	0		0				14:00	0	0	11		11		22	
2:15	0	0	0		0				14:15	0	0	13		9		22	
2:30	0	0	0		0				14:30	0	0	14		32		46	
2:45	0	0	1	1	0		1	1	14:45	0	0	16	54	36	88	52	142
3:00	0	0	0		0				15:00	0	0	44		24		68	
3:15	0	0	0		0				15:15	0	0	34		18		52	
3:30	0	0	0		0				15:30	0	0	8		12		20	
3:45	0	0	0		0				15:45	0	0	14	100	13	67	27	167
4:00	0	0	0		0				16:00	0	0	19		10		29	
4:15	0	0	0		1		1		16:15	0	0	12		21		33	
4:30	0	0	1		0		1		16:30	0	0	20		14		34	
4:45	0	0	0	1	0	1		2	16:45	0	0	11	62	10	55	21	117
5:00	0	0	1		0		1		17:00	0	0	20		18		38	
5:15	0	0	2		1		3		17:15	0	0	15		16		31	
5:30	0	0	2		0		2		17:30	0	0	21		10		31	
5:45	0	0	1	6	5	6	6	12	17:45	0	0	10	66	6	50	16	116
6:00	0	0	1		3		4		18:00	0	0	3		19		22	
6:15	0	0	7		6		13		18:15	0	0	9		11		20	
6:30	0	0	7		6		13		18:30	0	0	8		8		16	
6:45	0	0	8	23	7	22	15	45	18:45	0	0	4	24	10	48	14	72
7:00	0	0	5		8		13		19:00	0	0	11		11		22	
7:15	0	0	13		10		23		19:15	0	0	3		4		7	
7:30	0	0	45		42		87		19:30	0	0	4		3		7	
7:45	0	0	74	137	33	93	107	230	19:45	0	0	2	20	4	22	6	42
8:00	0	0	20		12		32		20:00	0	0	3		8		11	
8:15	0	0	17		15		32		20:15	0	0	7		2		9	
8:30	0	0	9		14		23		20:30	0	0	3		4		7	
8:45	0	0	12	58	7	48	19	106	20:45	0	0	4	17	2	16	6	33
9:00	0	0	8		12		20		21:00	0	0	2		6		8	
9:15	0	0	15		7		22		21:15	0	0	3		7		10	
9:30	0	0	9		11		20		21:30	0	0	2		5		7	
9:45	0	0	5	37	8	38	13	75	21:45	0	0	4	11	3	21	7	32
10:00	0	0	13		2		15		22:00	0	0	2		3		5	
10:15	0	0	9		5		14		22:15	0	0	1		2		3	
10:30	0	0	11		11		22		22:30	0	0	0		0			
10:45	0	0	14	47	4	22	18	69	22:45	0	0	1	4	2	7	3	11
11:00	0	0	6		9		15		23:00	0	0	4		1		5	
11:15	0	0	5		9		14		23:15	0	0	1		2		3	
11:30	0	0	7		6		13		23:30	0	0	1		1		2	
11:45	0	0	15	33	10	34	25	67	23:45	0	0	2	8	1	5	3	13
TOTALS				349		266		615	TOTALS				447		456		903
SPLIT %				56.7%		43.3%		40.5%	SPLIT %				49.5%		50.5%		59.5%

DAILY TOTALS	NB	SB	EB	WB	Total
	0	0	796	722	1,518

AM Peak Hour			7:30	7:30	7:30	PM Peak Hour			14:30	14:30	14:30
AM Pk Volume			156	102	258	PM Pk Volume			108	110	218
Pk Hr Factor			0.527	0.607	0.603	Pk Hr Factor			0.614	0.764	0.801
7 - 9 Volume	0	0	195	141	336	4 - 6 Volume	0	0	128	105	233
7 - 9 Peak Hour			7:30	7:30	7:30	4 - 6 Peak Hour			16:45	16:15	16:15
7 - 9 Pk Volume	0	0	156	102	258	4 - 6 Pk Volume	0	0	67	63	126
Pk Hr Factor	0.000	0.000	0.527	0.607	0.603	Pk Hr Factor	0.000	0.000	0.798	0.750	0.829

Prepared by NDS/ATD

Project #: CA22_020022_028 **City:** Burbank

Location: W Oak St Bet. S Virginia Ave & S Lomita St **Date:** 1/18/2022

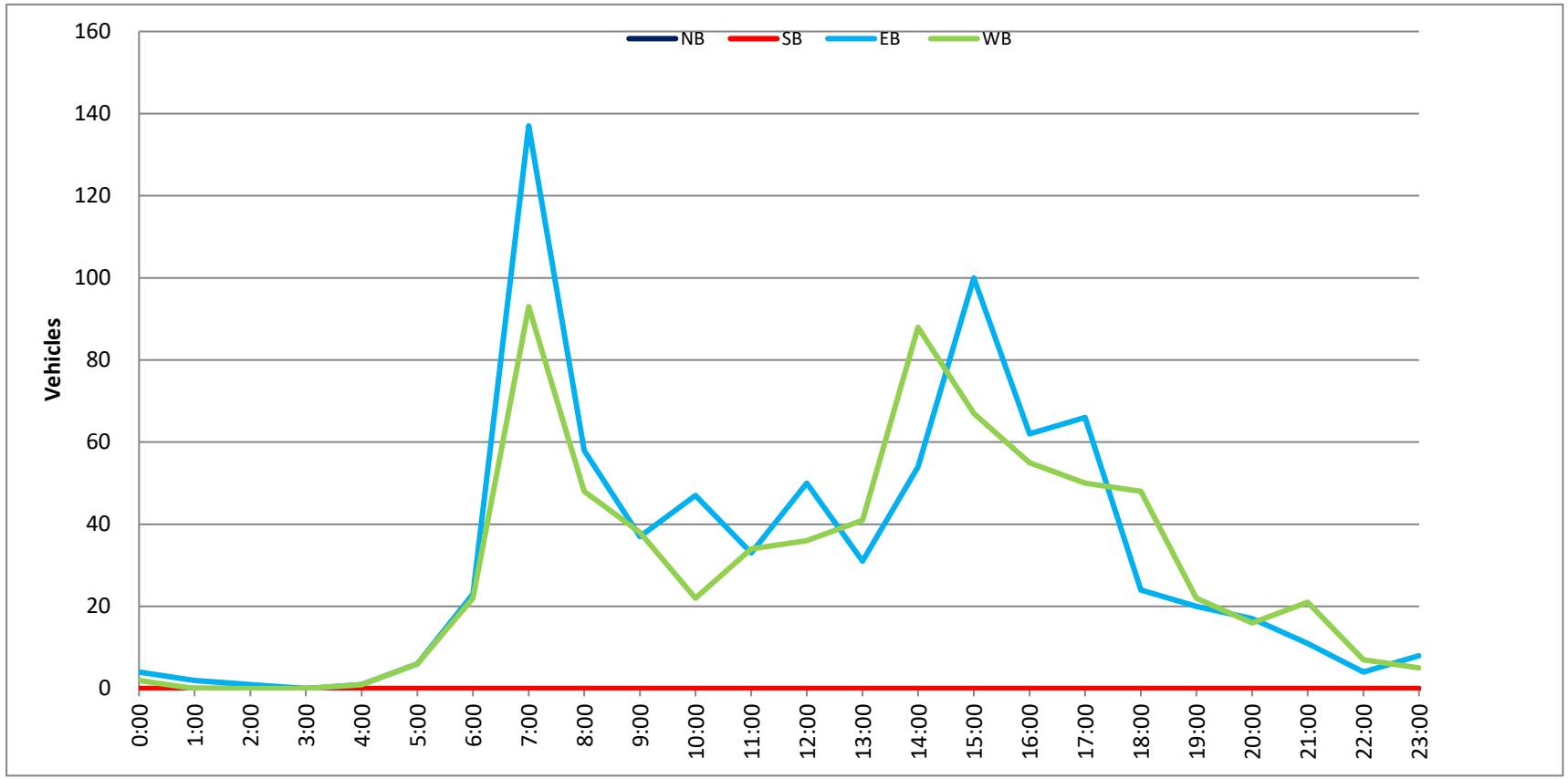

Prepared by National Data & Surveying Services

SPEED

W Oak St Bet. S Virginia Ave & S Lomita St

Day: Wednesday
Date: 1/19/2022

City: Burbank
Project #: CA22_020022_028e

East Bound

Time	< 15	15 - 19	20 - 24	25 - 29	30 - 34	35 - 39	40 - 44	45 - 49	50 - 54	55 - 59	60 - 64	65 - 69	70 +	Total
0:00 AM	0	0	0	0	0	0	0	0	0	0	0	0	0	0
0:15	0	0	0	0	0	0	0	0	0	0	0	0	0	0
0:30	0	0	0	0	0	0	0	0	0	0	0	0	0	0
0:45	0	0	0	0	0	0	0	0	0	0	0	0	0	0
1:00	0	0	0	0	0	0	0	0	0	0	0	0	0	0
1:15	0	0	0	0	0	0	0	0	0	0	0	0	0	0
1:30	0	0	0	0	0	0	0	0	0	0	0	0	0	0
1:45	0	0	0	0	0	0	0	0	0	0	0	0	0	0
2:00	0	0	0	0	0	0	0	0	0	0	0	0	0	0
2:15	0	0	0	0	0	0	0	0	0	0	0	0	0	0
2:30	0	0	1	0	0	0	0	0	0	0	0	0	0	1
2:45	0	0	0	1	0	0	0	0	0	0	0	0	0	1
3:00	0	0	0	0	0	0	0	0	0	0	0	0	0	0
3:15	0	0	0	0	0	0	0	0	0	0	0	0	0	0
3:30	0	0	0	0	0	0	0	0	0	0	0	0	0	0
3:45	0	0	0	0	0	0	0	0	0	0	0	0	0	0
4:00	0	0	0	0	0	0	0	0	0	0	0	0	0	0
4:15	0	0	0	0	0	0	0	0	0	0	0	0	0	0
4:30	0	0	0	0	0	0	0	0	0	0	0	0	0	0
4:45	0	0	0	0	0	0	0	0	0	0	0	0	0	0
5:00	0	0	0	0	0	0	0	0	0	0	0	0	0	0
5:15	0	0	1	1	0	0	0	0	0	0	0	0	0	2
5:30	0	0	1	2	0	0	0	0	0	0	0	0	0	3
5:45	0	0	1	0	0	0	0	0	0	0	0	0	0	1
6:00	0	0	1	0	0	0	0	0	0	0	0	0	0	1
6:15	0	1	1	1	0	0	0	0	0	0	0	0	0	3
6:30	1	4	4	0	0	0	0	0	0	0	0	0	0	9
6:45	0	1	7	3	0	0	0	0	0	0	0	0	0	11
7:00	0	0	3	0	0	0	0	0	0	0	0	0	0	3
7:15	2	4	4	3	0	0	0	0	0	0	0	0	0	13
7:30	13	14	8	3	0	0	0	0	0	0	0	0	0	38
7:45	35	36	9	0	0	0	0	0	0	0	0	0	0	80
8:00	0	8	8	1	0	0	0	0	0	0	0	0	0	17
8:15	0	4	9	6	0	0	0	0	0	0	0	0	0	19
8:30	0	4	4	1	0	0	0	0	0	0	0	0	0	9
8:45	0	3	8	1	0	0	0	0	0	0	0	0	0	12
9:00	0	0	6	0	0	0	0	0	0	0	0	0	0	6
9:15	0	2	4	3	0	0	0	0	0	0	0	0	0	9
9:30	1	0	3	4	0	0	0	0	0	0	0	0	0	8
9:45	0	0	7	2	0	0	0	0	0	0	0	0	0	9
10:00	0	5	3	0	0	0	0	0	0	0	0	0	0	8
10:15	0	1	1	2	0	0	0	0	0	0	0	0	0	4
10:30	1	1	6	1	0	0	0	0	0	0	0	0	0	9
10:45	0	4	3	1	0	0	0	0	0	0	0	0	0	8
11:00	1	1	6	1	0	0	0	0	0	0	0	0	0	9
11:15	0	3	4	1	0	0	0	0	0	0	0	0	0	8
11:30	0	0	9	2	0	0	0	0	0	0	0	0	0	11
11:45	2	4	5	0	0	0	0	0	0	0	0	0	0	11
12:00 PM	0	1	7	2	0	0	0	0	0	0	0	0	0	10
12:15	0	1	12	3	0	0	0	0	0	0	0	0	0	16
12:30	0	6	5	1	0	0	0	0	0	0	0	0	0	12
12:45	0	4	6	2	1	0	0	0	0	0	0	0	0	13
13:00	0	3	6	3	0	0	0	0	0	0	0	0	0	12
13:15	1	2	5	4	0	0	0	0	0	0	0	0	0	12
13:30	0	1	8	1	0	0	0	0	0	0	0	0	0	10
13:45	0	3	2	3	1	0	0	0	0	0	0	0	0	9
14:00	1	2	4	2	0	1	0	0	0	0	0	0	0	10
14:15	2	3	8	1	0	0	0	0	0	0	0	0	0	14
14:30	6	5	2	3	0	0	0	0	0	0	0	0	0	16
14:45	8	4	5	0	0	0	0	0	0	0	0	0	0	17
15:00	24	22	11	0	0	0	0	0	0	0	0	0	0	57
15:15	4	3	7	3	1	0	0	0	0	0	0	0	0	18
15:30	1	2	6	4	0	0	0	0	0	0	0	0	0	13
15:45	0	1	8	1	0	0	0	0	0	0	0	0	0	10
16:00	5	3	7	0	0	0	0	0	0	0	0	0	0	15
16:15	3	2	10	2	1	0	0	0	0	0	0	0	0	18
16:30	2	3	5	4	0	0	0	0	0	0	0	0	0	14
16:45	1	2	1	0	0	0	0	0	0	0	0	0	0	4
17:00	0	3	7	4	0	0	0	0	0	0	0	0	0	14
17:15	3	1	7	2	1	0	0	0	0	0	0	0	0	14
17:30	1	2	2	1	1	0	0	0	0	0	0	0	0	7
17:45	2	0	4	6	0	0	0	0	0	0	0	0	0	12
18:00	1	0	4	0	0	0	0	0	0	0	0	0	0	5
18:15	0	1	1	3	0	0	0	0	0	0	0	0	0	5
18:30	0	1	2	1	1	0	0	0	0	0	0	0	0	5
18:45	0	0	2	6	0	0	0	0	0	0	0	0	0	8
19:00	0	0	3	7	1	0	0	0	0	0	0	0	0	11
19:15	1	0	4	0	0	0	0	0	0	0	0	0	0	5
19:30	1	1	2	1	0	0	0	0	0	0	0	0	0	5
19:45	0	0	1	2	0	0	0	0	0	0	0	0	0	3
20:00	0	0	2	2	0	0	0	0	0	0	0	0	0	4
20:15	0	0	1	1	0	0	0	0	0	0	0	0	0	2
20:30	0	1	0	2	0	0	0	0	0	0	0	0	0	3
20:45	0	0	2	2	1	0	0	0	0	0	0	0	0	5
21:00	0	2	1	1	0	0	0	0	0	0	0	0	0	4
21:15	0	0	3	0	0	0	0	0	0	0	0	0	0	3
21:30	0	1	1	1	0	0	0	0	0	0	0	0	0	3
21:45	0	0	2	0	1	0	0	0	0	0	0	0	0	3
22:00	0	1	1	0	0	0	0	0	0	0	0	0	0	2
22:15	0	0	1	2	0	0	0	0	0	0	0	0	0	3
22:30	0	0	0	1	0	0	0	0	0	0	0	0	0	1
22:45	0	0	3	0	0	0	0	0	0	0	0	0	0	3
23:00	0	0	1	0	0	0	0	0	0	0	0	0	0	1
23:15	0	0	0	0	0	0	0	0	0	0	0	0	0	0
23:30	0	0	0	0	0	0	0	0	0	0	0	0	0	0
23:45	0	0	0	0	0	0	0	0	0	0	0	0	0	0
Totals	123	187	309	124	10	1								754
% of Totals	16%	25%	41%	16%	1%	0%								100%

AM Volumes	56	100	127	40	0	0	0	0	0	0	0	0	0	323
% AM	7%	13%	17%	5%										43%
AM Peak Hour	7:00	7:15	7:30	7:30										7:30
Volume	50	62	34	10										154
PM Volumes	67	87	182	84	10	1	0	0	0	0	0	0	0	431
% PM	9%	12%	24%	11%	1%	0%								57%
PM Peak Hour	14:30	14:15	15:00	18:15	16:45	13:15								14:30
Volume	42	34	32	17	2	1								108

Directional Peak Periods	AM 7-9			NOON 12-2			PM 4-6			Off Peak Volumes		
All Classes	Volume	↔	%	Volume	↔	%	Volume	↔	%	Volume	↔	%
	191	↔	25%	94	↔	12%	98	↔	13%	371	↔	49%

Street Name	Direction	Percentiles					
		15th	50th	Average	85th	95th	ADT
W Oak St	East Bound	14	21	20	26	29	754
W Oak St	West Bound	15	21	20	25	28	723

Prepared by National Data & Surveying Services

SPEED

W Oak St Bet. S Virginia Ave & S Lomita St

Day: Wednesday
Date: 1/19/2022

City: Burbank
Project #: CA22_020022_028w

West Bound

Time	< 15	15 - 19	20 - 24	25 - 29	30 - 34	35 - 39	40 - 44	45 - 49	50 - 54	55 - 59	60 - 64	65 - 69	70 +	Total
0:00 AM	0	0	0	0	0	0	0	0	0	0	0	0	0	0
0:15	0	0	0	0	0	0	0	0	0	0	0	0	0	0
0:30	0	0	0	0	0	0	0	0	0	0	0	0	0	0
0:45	0	0	0	0	0	0	0	0	0	0	0	0	0	0
1:00	0	0	0	0	0	0	0	0	0	0	0	0	0	0
1:15	0	0	0	0	0	0	0	0	0	0	0	0	0	0
1:30	0	1	0	0	0	0	0	0	0	0	0	0	0	1
1:45	0	0	0	0	0	0	0	0	0	0	0	0	0	0
2:00	0	0	1	1	0	0	0	0	0	0	0	0	0	2
2:15	0	0	0	0	0	0	0	0	0	0	0	0	0	0
2:30	0	0	0	0	0	0	0	0	0	0	0	0	0	0
2:45	0	0	0	0	0	0	0	0	0	0	0	0	0	0
3:00	0	0	0	0	0	0	0	0	0	0	0	0	0	0
3:15	0	0	0	0	0	0	0	0	0	0	0	0	0	0
3:30	0	0	0	0	0	0	0	0	0	0	0	0	0	0
3:45	0	0	0	0	0	0	0	0	0	0	0	0	0	0
4:00	0	0	0	0	0	0	0	0	0	0	0	0	0	0
4:15	0	0	0	0	0	0	0	0	0	0	0	0	0	0
4:30	0	0	0	0	0	0	0	0	0	0	0	0	0	0
4:45	0	0	0	0	0	0	0	0	0	0	0	0	0	0
5:00	0	0	0	0	0	0	0	0	0	0	0	0	0	0
5:15	0	1	2	0	0	0	0	0	0	0	0	0	0	3
5:30	0	0	0	0	0	0	0	0	0	0	0	0	0	0
5:45	0	0	0	1	0	0	0	0	0	0	0	0	0	1
6:00	0	0	1	1	0	0	0	0	0	0	0	0	0	2
6:15	2	2	2	0	0	0	0	0	0	0	0	0	0	6
6:30	0	1	0	0	0	0	0	0	0	0	0	0	0	1
6:45	0	5	3	1	0	0	0	0	0	0	0	0	0	9
7:00	0	2	7	0	0	0	0	0	0	0	0	0	0	9
7:15	3	2	6	2	0	0	0	0	0	0	0	0	0	13
7:30	18	12	7	0	0	0	0	0	0	0	0	0	0	37
7:45	19	10	3	1	1	0	0	0	0	0	0	0	0	34
8:00	0	6	7	0	1	0	0	0	0	0	0	0	0	14
8:15	2	4	6	1	0	0	0	0	0	0	0	0	0	13
8:30	0	6	5	2	0	0	0	0	0	0	0	0	0	13
8:45	1	2	1	0	0	0	0	0	0	0	0	0	0	4
9:00	0	0	3	2	0	0	0	0	0	0	0	0	0	5
9:15	0	1	3	3	0	0	0	0	0	0	0	0	0	7
9:30	0	3	2	0	0	0	0	0	0	0	0	0	0	5
9:45	0	0	5	3	0	0	0	0	0	0	0	0	0	8
10:00	0	0	5	1	0	0	0	0	0	0	0	0	0	6
10:15	0	3	4	1	0	0	0	0	0	0	0	0	0	8
10:30	0	5	2	3	0	0	0	0	0	0	0	0	0	10
10:45	0	2	6	1	1	0	0	0	0	0	0	0	0	10
11:00	3	5	3	0	0	0	0	0	0	0	0	0	0	11
11:15	2	1	3	1	0	0	0	0	0	0	0	0	0	7
11:30	1	4	4	0	0	0	0	0	0	0	0	0	0	9
11:45	0	4	4	3	0	0	0	0	0	0	0	0	0	11
12:00 PM	1	4	5	0	0	0	0	0	0	0	0	0	0	10
12:15	0	3	4	2	0	0	0	0	0	0	0	0	0	9
12:30	0	4	6	0	0	0	0	0	0	0	0	0	0	10
12:45	0	3	9	2	0	0	0	0	0	0	0	0	0	14
13:00	0	5	2	2	0	0	0	0	0	0	0	0	0	9
13:15	1	2	7	0	0	0	0	0	0	0	0	0	0	10
13:30	0	3	8	1	0	0	0	0	0	0	0	0	0	12
13:45	0	4	5	0	0	0	0	0	0	0	0	0	0	9
14:00	1	3	9	1	0	0	0	0	0	0	0	0	0	14
14:15	0	5	4	1	0	0	0	0	0	0	0	0	0	10
14:30	4	19	9	1	0	0	0	0	0	0	0	0	0	33
14:45	5	9	5	2	0	0	0	0	0	0	0	0	0	21
15:00	11	10	5	0	0	0	0	0	0	0	0	0	0	26
15:15	0	2	10	2	0	0	0	0	0	0	0	0	0	14
15:30	0	0	11	1	0	0	0	0	0	0	0	0	0	12
15:45	6	3	6	1	0	0	0	0	0	0	0	0	0	16
16:00	2	7	7	2	0	0	0	0	0	0	0	0	0	18
16:15	1	6	8	1	0	0	0	0	0	0	0	0	0	16
16:30	0	4	6	4	0	0	0	0	0	0	0	0	0	14
16:45	2	3	7	2	0	0	0	0	0	0	0	0	0	14
17:00	0	2	10	0	0	0	0	0	0	0	0	0	0	12
17:15	0	3	11	1	0	0	0	0	0	0	0	0	0	15
17:30	0	4	4	4	0	0	0	0	0	0	0	0	0	12
17:45	0	10	6	1	0	0	0	0	0	0	0	0	0	17
18:00	0	1	7	1	0	0	0	0	0	0	0	0	0	9
18:15	0	2	6	4	0	0	0	0	0	0	0	0	0	12
18:30	0	0	10	2	0	0	0	0	0	0	0	0	0	12
18:45	0	3	3	1	0	0	0	0	0	0	0	0	0	7
19:00	0	2	3	3	0	0	0	0	0	0	0	0	0	8
19:15	0	2	3	3	1	0	0	0	0	0	0	0	0	9
19:30	0	0	1	2	0	0	0	0	0	0	0	0	0	3
19:45	0	2	2	0	0	0	0	0	0	0	0	0	0	4
20:00	0	0	6	1	0	0	0	0	0	0	0	0	0	7
20:15	0	2	3	1	0	0	0	0	0	0	0	0	0	6
20:30	0	2	6	1	0	0	0	0	0	0	0	0	0	9
20:45	0	3	0	0	0	0	0	0	0	0	0	0	0	3
21:00	0	0	4	0	0	0	0	0	0	0	0	0	0	4
21:15	0	1	2	0	0	0	0	0	0	0	0	0	0	3
21:30	2	1	1	1	0	0	0	0	0	0	0	0	0	5
21:45	0	2	2	0	0	0	0	0	0	0	0	0	0	4
22:00	0	1	3	0	0	0	0	0	0	0	0	0	0	4
22:15	0	0	3	0	0	0	0	0	0	0	0	0	0	3
22:30	0	0	2	0	0	0	0	0	0	0	0	0	0	2
22:45	0	1	0	0	0	0	0	0	0	0	0	0	0	1
23:00	0	0	0	1	0	0	0	0	0	0	0	0	0	1
23:15	0	0	0	0	0	0	0	0	0	0	0	0	0	0
23:30	0	0	0	0	0	0	0	0	0	0	0	0	0	0
23:45	0	0	1	0	0	0	0	0	0	0	0	0	0	1
Totals	87	225	327	80	4									723
% of Totals	12%	31%	45%	11%	1%									100%

AM Volumes	51	82	95	28	3	0	0	0	0	0	0	0	0	259
% AM	7%	11%	13%	4%	0%									36%
AM Peak Hour	7:00	7:30	6:45	9:00	7:15									7:15
Volume	40	32	23	8	2									98
PM Volumes	36	143	232	52	1	0	0	0	0	0	0	0	0	464
% PM	5%	20%	32%	7%	0%									64%
PM Peak Hour	14:15	14:15	15:15	17:30	18:30									14:30
Volume	20	43	34	10	1									94

Directional Peak Periods	AM 7-9			NOON 12-2			PM 4-6			Off Peak Volumes		
All Classes	Volume	⟷	%	Volume	⟷	%	Volume	⟷	%	Volume	⟷	%
	137		19%	83		11%	118		16%	385		53%

Street Name	Direction	Percentiles					
		15th	50th	Average	85th	95th	ADT
W Oak St	East Bound	14	21	20	26	29	754
W Oak St	West Bound	15	21	20	25	28	723

Prepared by National Data & Surveying Services

SPEED

W Oak St Bet. S Virginia Ave & S Lomita St

Day: Wednesday
Date: 1/19/2022

City: Burbank
Project #: CA22_020022_028

Summary

Time	< 15	15 - 19	20 - 24	25 - 29	30 - 34	35 - 39	40 - 44	45 - 49	50 - 54	55 - 59	60 - 64	65 - 69	70 +	Total
0:00 AM	0	0	0	0	0	0	0	0	0	0	0	0	0	0
0:15	0	0	0	0	0	0	0	0	0	0	0	0	0	0
0:30	0	0	0	0	0	0	0	0	0	0	0	0	0	0
0:45	0	0	0	0	0	0	0	0	0	0	0	0	0	0
1:00	0	0	0	0	0	0	0	0	0	0	0	0	0	0
1:15	0	0	0	0	0	0	0	0	0	0	0	0	0	0
1:30	0	1	0	0	0	0	0	0	0	0	0	0	0	1
1:45	0	0	0	0	0	0	0	0	0	0	0	0	0	0
2:00	0	0	1	1	0	0	0	0	0	0	0	0	0	2
2:15	0	0	0	0	0	0	0	0	0	0	0	0	0	0
2:30	0	0	1	0	0	0	0	0	0	0	0	0	0	1
2:45	0	0	0	1	0	0	0	0	0	0	0	0	0	1
3:00	0	0	0	0	0	0	0	0	0	0	0	0	0	0
3:15	0	0	0	0	0	0	0	0	0	0	0	0	0	0
3:30	0	0	0	0	0	0	0	0	0	0	0	0	0	0
3:45	0	0	0	0	0	0	0	0	0	0	0	0	0	0
4:00	0	0	0	0	0	0	0	0	0	0	0	0	0	0
4:15	0	0	0	0	0	0	0	0	0	0	0	0	0	0
4:30	0	0	0	0	0	0	0	0	0	0	0	0	0	0
4:45	0	0	0	0	0	0	0	0	0	0	0	0	0	0
5:00	0	0	0	0	0	0	0	0	0	0	0	0	0	0
5:15	0	1	3	1	0	0	0	0	0	0	0	0	0	5
5:30	0	0	1	2	0	0	0	0	0	0	0	0	0	3
5:45	0	0	1	1	0	0	0	0	0	0	0	0	0	2
6:00	0	0	2	1	0	0	0	0	0	0	0	0	0	3
6:15	2	3	3	1	0	0	0	0	0	0	0	0	0	9
6:30	1	5	4	0	0	0	0	0	0	0	0	0	0	10
6:45	0	6	10	4	0	0	0	0	0	0	0	0	0	20
7:00	0	2	10	0	0	0	0	0	0	0	0	0	0	12
7:15	5	6	10	5	0	0	0	0	0	0	0	0	0	26
7:30	31	26	15	3	0	0	0	0	0	0	0	0	0	75
7:45	54	46	12	1	1	0	0	0	0	0	0	0	0	114
8:00	0	14	15	1	1	0	0	0	0	0	0	0	0	31
8:15	2	8	15	7	0	0	0	0	0	0	0	0	0	32
8:30	0	10	9	3	0	0	0	0	0	0	0	0	0	22
8:45	1	5	9	1	0	0	0	0	0	0	0	0	0	16
9:00	0	0	9	2	0	0	0	0	0	0	0	0	0	11
9:15	0	3	7	6	0	0	0	0	0	0	0	0	0	16
9:30	1	3	5	4	0	0	0	0	0	0	0	0	0	13
9:45	0	0	12	5	0	0	0	0	0	0	0	0	0	17
10:00	0	5	8	1	0	0	0	0	0	0	0	0	0	14
10:15	0	4	5	3	0	0	0	0	0	0	0	0	0	12
10:30	1	6	8	4	0	0	0	0	0	0	0	0	0	19
10:45	0	6	9	2	1	0	0	0	0	0	0	0	0	18
11:00	4	6	9	1	0	0	0	0	0	0	0	0	0	20
11:15	2	4	7	2	0	0	0	0	0	0	0	0	0	15
11:30	1	4	13	2	0	0	0	0	0	0	0	0	0	20
11:45	2	8	9	3	0	0	0	0	0	0	0	0	0	22
12:00 PM	1	5	12	2	0	0	0	0	0	0	0	0	0	20
12:15	0	4	16	5	0	0	0	0	0	0	0	0	0	25
12:30	0	10	11	1	0	0	0	0	0	0	0	0	0	22
12:45	0	7	15	4	1	0	0	0	0	0	0	0	0	27
13:00	0	8	8	5	0	0	0	0	0	0	0	0	0	21
13:15	2	4	12	4	0	0	0	0	0	0	0	0	0	22
13:30	0	4	16	2	0	0	0	0	0	0	0	0	0	22
13:45	0	7	7	3	1	0	0	0	0	0	0	0	0	18
14:00	2	5	13	3	0	1	0	0	0	0	0	0	0	24
14:15	2	8	12	2	0	0	0	0	0	0	0	0	0	24
14:30	10	24	11	4	0	0	0	0	0	0	0	0	0	49
14:45	13	13	10	2	0	0	0	0	0	0	0	0	0	38
15:00	35	32	16	0	0	0	0	0	0	0	0	0	0	83
15:15	4	5	17	5	1	0	0	0	0	0	0	0	0	32
15:30	1	2	17	5	0	0	0	0	0	0	0	0	0	25
15:45	6	4	14	2	0	0	0	0	0	0	0	0	0	26
16:00	7	10	14	2	0	0	0	0	0	0	0	0	0	33
16:15	4	8	18	3	1	0	0	0	0	0	0	0	0	34
16:30	2	7	11	8	0	0	0	0	0	0	0	0	0	28
16:45	3	5	8	2	0	0	0	0	0	0	0	0	0	18
17:00	0	5	17	4	0	0	0	0	0	0	0	0	0	26
17:15	3	4	18	3	1	0	0	0	0	0	0	0	0	29
17:30	1	6	6	5	1	0	0	0	0	0	0	0	0	19
17:45	2	10	10	7	0	0	0	0	0	0	0	0	0	29
18:00	1	1	11	1	0	0	0	0	0	0	0	0	0	14
18:15	0	3	7	7	0	0	0	0	0	0	0	0	0	17
18:30	0	1	12	3	1	0	0	0	0	0	0	0	0	17
18:45	0	3	5	7	0	0	0	0	0	0	0	0	0	15
19:00	0	2	6	10	1	0	0	0	0	0	0	0	0	19
19:15	1	2	7	3	1	0	0	0	0	0	0	0	0	14
19:30	1	1	3	3	0	0	0	0	0	0	0	0	0	8
19:45	0	2	3	2	0	0	0	0	0	0	0	0	0	7
20:00	0	0	8	3	0	0	0	0	0	0	0	0	0	11
20:15	0	2	4	2	0	0	0	0	0	0	0	0	0	8
20:30	0	3	6	3	0	0	0	0	0	0	0	0	0	12
20:45	0	3	2	2	1	0	0	0	0	0	0	0	0	8
21:00	0	2	5	1	0	0	0	0	0	0	0	0	0	8
21:15	0	1	5	0	0	0	0	0	0	0	0	0	0	6
21:30	2	2	2	2	0	0	0	0	0	0	0	0	0	8
21:45	0	2	4	0	1	0	0	0	0	0	0	0	0	7
22:00	0	2	4	0	0	0	0	0	0	0	0	0	0	6
22:15	0	0	4	2	0	0	0	0	0	0	0	0	0	6
22:30	0	0	2	1	0	0	0	0	0	0	0	0	0	3
22:45	0	1	3	0	0	0	0	0	0	0	0	0	0	4
23:00	0	0	1	1	0	0	0	0	0	0	0	0	0	2
23:15	0	0	0	0	0	0	0	0	0	0	0	0	0	0
23:30	0	0	0	0	0	0	0	0	0	0	0	0	0	0
23:45	0	0	1	0	0	0	0	0	0	0	0	0	0	1
Totals	210	412	636	204	14	1								1477
% of Totals	14%	28%	43%	14%	1%	0%								100%

AM Volumes	107	182	222	68	3	0	0	0	0	0	0	0	0	582
% AM	7%	12%	15%	5%	0%									39%
AM Peak Hour	7:00	7:30	7:30	9:00	7:15									7:30
Volume	90	94	57	17	2									252
PM Volumes	103	230	414	136	11	1	0	0	0	0	0	0	0	895
% PM	7%	16%	28%	9%	1%	0%								61%
PM Peak Hour	14:30	14:15	15:00	18:15	18:30	13:15								14:30
Volume	62	77	64	27	3	1								202

Directional Peak Periods	AM 7-9			NOON 12-2			PM 4-6			Off Peak Volumes		
All Classes	Volume	⟷	%	Volume	⟷	%	Volume	⟷	%	Volume	⟷	%
	328		22%	177		12%	216		15%	756		51%

Street Name	Direction	Percentiles					
		15th	50th	Average	85th	95th	ADT
W Oak St	Summary	15	21	20	25	29	1477

Prepared by National Data & Surveying Services

SPEED

W Oak St Bet. S Virginia Ave & S Lomita St

Day: Wednesday
Date: 1/19/2022

City: Burbank
Project #: CA22_020022_028e

East Bound

Time	< 15	15 - 19	20 - 24	25 - 29	30 - 34	35 - 39	40 - 44	45 - 49	50 - 54	55 - 59	60 - 64	65 - 69	70 +	Total
0:00 AM	0	0	0	0	0	0	0	0	0	0	0	0	0	0
1:00	0	0	0	0	0	0	0	0	0	0	0	0	0	0
2:00	0	0	1	1	0	0	0	0	0	0	0	0	0	2
3:00	0	0	0	0	0	0	0	0	0	0	0	0	0	0
4:00	0	0	0	0	0	0	0	0	0	0	0	0	0	0
5:00	0	0	3	3	0	0	0	0	0	0	0	0	0	6
6:00	1	6	13	4	0	0	0	0	0	0	0	0	0	24
7:00	50	54	24	6	0	0	0	0	0	0	0	0	0	134
8:00	0	19	29	9	0	0	0	0	0	0	0	0	0	57
9:00	1	2	20	9	0	0	0	0	0	0	0	0	0	32
10:00	1	11	13	4	0	0	0	0	0	0	0	0	0	29
11:00	3	8	24	4	0	0	0	0	0	0	0	0	0	39
12:00 PM	0	12	30	8	1	0	0	0	0	0	0	0	0	51
13:00	1	9	21	11	1	0	0	0	0	0	0	0	0	43
14:00	17	14	19	6	0	1	0	0	0	0	0	0	0	57
15:00	29	28	32	8	1	0	0	0	0	0	0	0	0	98
16:00	11	10	23	6	1	0	0	0	0	0	0	0	0	51
17:00	6	6	20	13	2	0	0	0	0	0	0	0	0	47
18:00	1	2	9	10	1	0	0	0	0	0	0	0	0	23
19:00	2	1	10	10	1	0	0	0	0	0	0	0	0	24
20:00	0	1	5	7	1	0	0	0	0	0	0	0	0	14
21:00	0	3	7	2	1	0	0	0	0	0	0	0	0	13
22:00	0	1	5	3	0	0	0	0	0	0	0	0	0	9
23:00	0	0	1	0	0	0	0	0	0	0	0	0	0	1
Totals	123	187	309	124	10	1								754
% of Totals	16%	25%	41%	16%	1%	0%								100%

AM Volumes	56	100	127	40	0	0	0	0	0	0	0	0	0	323
% AM	7%	13%	17%	5%										43%
AM Peak Hour	7:00	7:00	8:00	8:00										7:00
Volume	50	54	29	9										134
PM Volumes	67	87	182	84	10	1	0	0	0	0	0	0	0	431
% PM	9%	12%	24%	11%	1%	0%								57%
PM Peak Hour	15:00	15:00	15:00	17:00	17:00	14:00								15:00
Volume	29	28	32	13	2	1								98

Directional Peak Periods	AM 7-9			NOON 12-2			PM 4-6			Off Peak Volumes		
All Speeds	Volume	↔	%	Volume	↔	%	Volume	↔	%	Volume	↔	%
	191		25%	94		12%	98		13%	371		49%

Street Name	Direction	Percentiles					
		15th	50th	Average	85th	95th	ADT
W Oak St	East Bound	14	21	20	26	29	754
W Oak St	West Bound	15	21	20	25	28	723

Prepared by National Data & Surveying Services

SPEED

W Oak St Bet. S Virginia Ave & S Lomita St

Day: Wednesday
Date: 1/19/2022

City: Burbank
Project #: CA22_020022_028w

West Bound

Time	< 15	15 - 19	20 - 24	25 - 29	30 - 34	35 - 39	40 - 44	45 - 49	50 - 54	55 - 59	60 - 64	65 - 69	70 +	Total
0:00 AM	0	0	0	0	0	0	0	0	0	0	0	0	0	0
1:00	0	1	0	0	0	0	0	0	0	0	0	0	0	1
2:00	0	0	1	1	0	0	0	0	0	0	0	0	0	2
3:00	0	0	0	0	0	0	0	0	0	0	0	0	0	0
4:00	0	0	0	0	0	0	0	0	0	0	0	0	0	0
5:00	0	1	2	1	0	0	0	0	0	0	0	0	0	4
6:00	2	8	6	2	0	0	0	0	0	0	0	0	0	18
7:00	40	26	23	3	1	0	0	0	0	0	0	0	0	93
8:00	3	18	19	3	1	0	0	0	0	0	0	0	0	44
9:00	0	4	13	8	0	0	0	0	0	0	0	0	0	25
10:00	0	10	17	6	1	0	0	0	0	0	0	0	0	34
11:00	6	14	14	4	0	0	0	0	0	0	0	0	0	38
12:00 PM	1	14	24	4	0	0	0	0	0	0	0	0	0	43
13:00	1	14	22	3	0	0	0	0	0	0	0	0	0	40
14:00	10	36	27	5	0	0	0	0	0	0	0	0	0	78
15:00	17	15	32	4	0	0	0	0	0	0	0	0	0	68
16:00	5	20	28	9	0	0	0	0	0	0	0	0	0	62
17:00	0	19	31	6	0	0	0	0	0	0	0	0	0	56
18:00	0	6	26	8	0	0	0	0	0	0	0	0	0	40
19:00	0	6	9	8	1	0	0	0	0	0	0	0	0	24
20:00	0	7	15	3	0	0	0	0	0	0	0	0	0	25
21:00	2	4	9	1	0	0	0	0	0	0	0	0	0	16
22:00	0	2	8	0	0	0	0	0	0	0	0	0	0	10
23:00	0	0	1	1	0	0	0	0	0	0	0	0	0	2
Totals	87	225	327	80	4									723
% of Totals	12%	31%	45%	11%	1%									100%

AM Volumes	51	82	95	28	3	0	0	0	0	0	0	0	0	259
% AM	7%	11%	13%	4%	0%									36%
AM Peak Hour	7:00	7:00	7:00	9:00	7:00									7:00
Volume	40	26	23	8	1									93
PM Volumes	36	143	232	52	1	0	0	0	0	0	0	0	0	464
% PM	5%	20%	32%	7%	0%									64%
PM Peak Hour	15:00	14:00	15:00	16:00	19:00									14:00
Volume	17	36	32	9	1									78

Directional Peak Periods	AM 7-9			NOON 12-2			PM 4-6			Off Peak Volumes		
All Speeds	Volume	↔	%	Volume	↔	%	Volume	↔	%	Volume	↔	%
	137	↔	19%	83	↔	11%	118	↔	16%	385	↔	53%

Street Name	Direction	Percentiles					
		15th	50th	Average	85th	95th	ADT
W Oak St	East Bound	14	21	20	26	29	754
W Oak St	West Bound	15	21	20	25	28	723

Prepared by National Data & Surveying Services

SPEED

W Oak St Bet. S Virginia Ave & S Lomita St

Day: Wednesday
Date: 1/19/2022

City: Burbank
Project #: CA22_020022_028

Summary

Time	< 15	15 - 19	20 - 24	25 - 29	30 - 34	35 - 39	40 - 44	45 - 49	50 - 54	55 - 59	60 - 64	65 - 69	70 +	Total
0:00 AM	0	0	0	0	0	0	0	0	0	0	0	0	0	0
1:00	0	1	0	0	0	0	0	0	0	0	0	0	0	1
2:00	0	0	2	2	0	0	0	0	0	0	0	0	0	4
3:00	0	0	0	0	0	0	0	0	0	0	0	0	0	0
4:00	0	0	0	0	0	0	0	0	0	0	0	0	0	0
5:00	0	1	5	4	0	0	0	0	0	0	0	0	0	10
6:00	3	14	19	6	0	0	0	0	0	0	0	0	0	42
7:00	90	80	47	9	1	0	0	0	0	0	0	0	0	227
8:00	3	37	48	12	1	0	0	0	0	0	0	0	0	101
9:00	1	6	33	17	0	0	0	0	0	0	0	0	0	57
10:00	1	21	30	10	1	0	0	0	0	0	0	0	0	63
11:00	9	22	38	8	0	0	0	0	0	0	0	0	0	77
12:00 PM	1	26	54	12	1	0	0	0	0	0	0	0	0	94
13:00	2	23	43	14	1	0	0	0	0	0	0	0	0	83
14:00	27	50	46	11	0	1	0	0	0	0	0	0	0	135
15:00	46	43	64	12	1	0	0	0	0	0	0	0	0	166
16:00	16	30	51	15	1	0	0	0	0	0	0	0	0	113
17:00	6	25	51	19	2	0	0	0	0	0	0	0	0	103
18:00	1	8	35	18	1	0	0	0	0	0	0	0	0	63
19:00	2	7	19	18	2	0	0	0	0	0	0	0	0	48
20:00	0	8	20	10	1	0	0	0	0	0	0	0	0	39
21:00	2	7	16	3	1	0	0	0	0	0	0	0	0	29
22:00	0	3	13	3	0	0	0	0	0	0	0	0	0	19
23:00	0	0	2	1	0	0	0	0	0	0	0	0	0	3
Totals	210	412	636	204	14	1								1477
% of Totals	14%	28%	43%	14%	1%	0%								100%

AM Volumes	107	182	222	68	3	0	0	0	0	0	0	0	0	582
% AM	7%	12%	15%	5%	0%									39%
AM Peak Hour	7:00	7:00	8:00	9:00	7:00									7:00
Volume	90	80	48	17	1									227
PM Volumes	103	230	414	136	11	1	0	0	0	0	0	0	0	895
% PM	7%	16%	28%	9%	1%	0%								61%
PM Peak Hour	15:00	14:00	15:00	17:00	17:00	14:00								15:00
Volume	46	50	64	19	2	1								166

Directional Peak Periods	AM 7-9			NOON 12-2			PM 4-6			Off Peak Volumes		
All Speeds	Volume		%	Volume		%	Volume		%	Volume		%
	328	↔	22%	177	↔	12%	216	↔	15%	756	↔	51%

Street Name	Direction	Percentiles					
		15th	50th	Average	85th	95th	ADT
W Oak St	Summary	15	21	20	25	29	1477

Prepared by NDS/ATD

Prepared by National Data & Surveying Services

VOLUME

W Oak St Bet. S Virginia Ave & S Lomita St

Day: Wednesday
Date: 1/19/2022

City: Burbank
Project #: CA22_020022_028

DAILY TOTALS	NB	SB	EB	WB	Total
	0	0	754	723	1,477

AM Period	NB		SB		EB		WB		TOTAL	
0:00	0		0		0		0			
0:15	0		0		0		0			
0:30	0		0		0		0			
0:45	0		0		0		0			
1:00	0		0		0		0			
1:15	0		0		0		0			
1:30	0		0		0		1		1	
1:45	0		0		0		0	1		1
2:00	0		0		0		2		2	
2:15	0		0		0		0			
2:30	0		0		1		0		1	
2:45	0		0		1	2	0	2	1	4
3:00	0		0		0		0			
3:15	0		0		0		0			
3:30	0		0		0		0			
3:45	0		0		0		0			
4:00	0		0		0		0			
4:15	0		0		0		0			
4:30	0		0		0		0			
4:45	0		0		0		0			
5:00	0		0		0		0			
5:15	0		0		2		3		5	
5:30	0		0		3		0		3	
5:45	0		0		1	6	1	4	2	10
6:00	0		0		1		2		3	
6:15	0		0		3		6		9	
6:30	0		0		9		1		10	
6:45	0		0		11	24	9	18	20	42
7:00	0		0		3		9		12	
7:15	0		0		13		13		26	
7:30	0		0		38		37		75	
7:45	0		0		80	134	34	93	114	227
8:00	0		0		17		14		31	
8:15	0		0		19		13		32	
8:30	0		0		9		13		22	
8:45	0		0		12	57	4	44	16	101
9:00	0		0		6		5		11	
9:15	0		0		9		7		16	
9:30	0		0		8		5		13	
9:45	0		0		9	32	8	25	17	57
10:00	0		0		8		6		14	
10:15	0		0		4		8		12	
10:30	0		0		9		10		19	
10:45	0		0		8	29	10	34	18	63
11:00	0		0		9		11		20	
11:15	0		0		8		7		15	
11:30	0		0		11		9		20	
11:45	0		0		11	39	11	38	22	77
TOTALS						323		259		582
SPLIT %						55.5%		44.5%		39.4%

PM Period	NB		SB		EB		WB		TOTAL	
12:00	0		0		10		10		20	
12:15	0		0		16		9		25	
12:30	0		0		12		10		22	
12:45	0		0		13	51	14	43	27	94
13:00	0		0		12		9		21	
13:15	0		0		12		10		22	
13:30	0		0		10		12		22	
13:45	0		0		9	43	9	40	18	83
14:00	0		0		10		14		24	
14:15	0		0		14		10		24	
14:30	0		0		16		33		49	
14:45	0		0		17	57	21	78	38	135
15:00	0		0		57		26		83	
15:15	0		0		18		14		32	
15:30	0		0		13		12		25	
15:45	0		0		10	98	16	68	26	166
16:00	0		0		15		18		33	
16:15	0		0		18		16		34	
16:30	0		0		14		14		28	
16:45	0		0		4	51	14	62	18	113
17:00	0		0		14		12		26	
17:15	0		0		14		15		29	
17:30	0		0		7		12		19	
17:45	0		0		12	47	17	56	29	103
18:00	0		0		5		9		14	
18:15	0		0		5		12		17	
18:30	0		0		5		12		17	
18:45	0		0		8	23	7	40	15	63
19:00	0		0		11		8		19	
19:15	0		0		5		9		14	
19:30	0		0		5		3		8	
19:45	0		0		3	24	4	24	7	48
20:00	0		0		4		7		11	
20:15	0		0		2		6		8	
20:30	0		0		3		9		12	
20:45	0		0		5	14	3	25	8	39
21:00	0		0		4		4		8	
21:15	0		0		3		3		6	
21:30	0		0		3		5		8	
21:45	0		0		3	13	4	16	7	29
22:00	0		0		2		4		6	
22:15	0		0		3		3		6	
22:30	0		0		1		2		3	
22:45	0		0		3	9	1	10	4	19
23:00	0		0		1		1		2	
23:15	0		0		0		0			
23:30	0		0		0		0			
23:45	0		0		0	1	1	2	1	3
TOTALS						431		464		895
SPLIT %						48.2%		51.8%		60.6%

DAILY TOTALS	NB	SB	EB	WB	Total
	0	0	754	723	1,477

AM Peak Hour			7:30	7:15	7:30	PM Peak Hour			14:30	14:30	14:30
AM Pk Volume			154	98	252	PM Pk Volume			108	94	202
Pk Hr Factor			0.481	0.662	0.553	Pk Hr Factor			0.474	0.712	0.608
7 - 9 Volume	0	0	191	137	328	4 - 6 Volume	0	0	98	118	216
7 - 9 Peak Hour			7:30	7:15	7:30	4 - 6 Peak Hour			16:00	16:00	16:00
7 - 9 Pk Volume	0	0	154	98	252	4 - 6 Pk Volume	0	0	51	62	113
Pk Hr Factor	0.000	0.000	0.481	0.662	0.553	Pk Hr Factor	0.000	0.000	0.708	0.861	0.831

Prepared by NDS/ATD

Project #: CA22_020022_028 **City:** Burbank

Location: W Oak St Bet. S Virginia Ave & S Lomita St **Date:** 1/19/2022

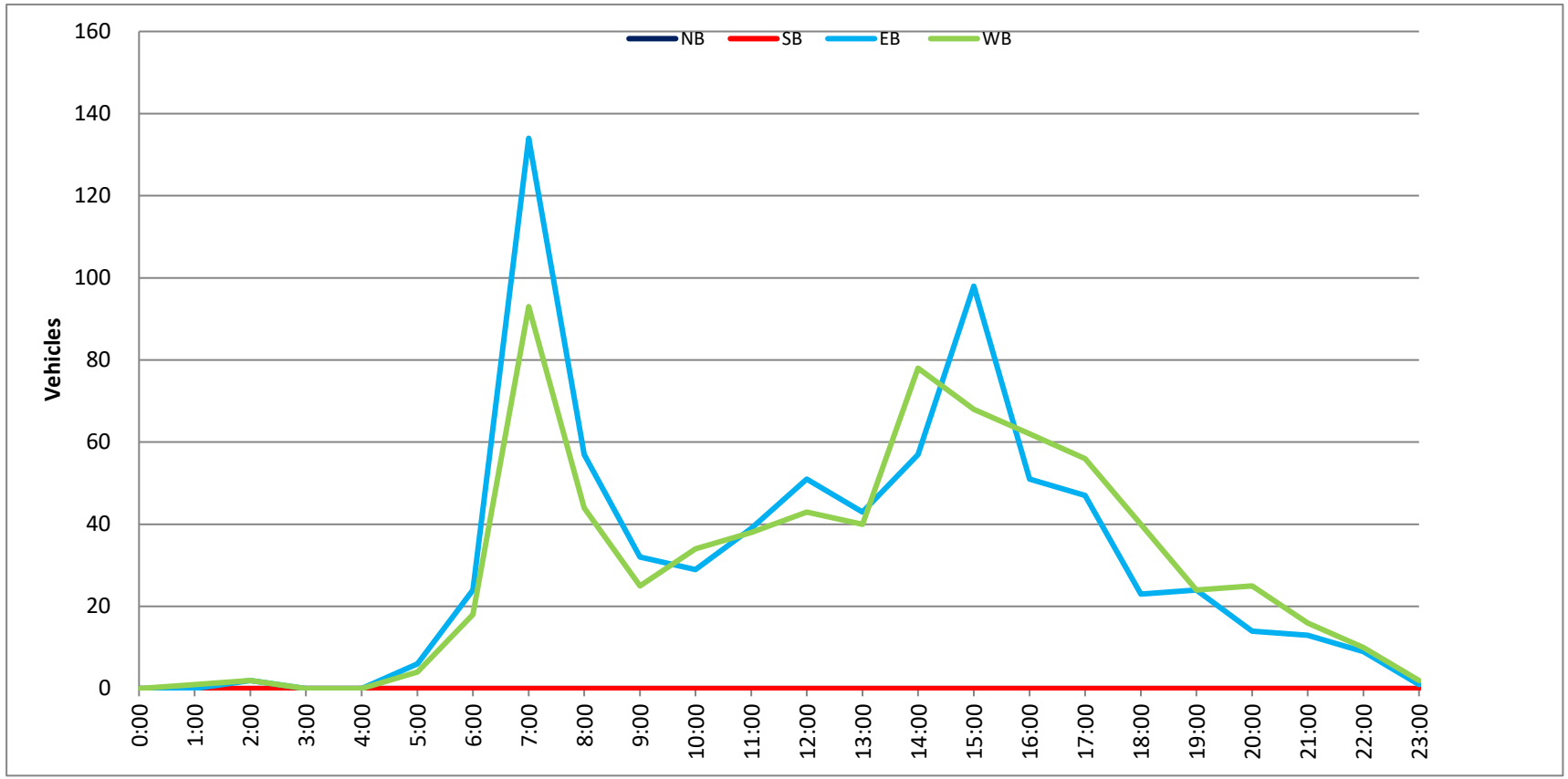

Prepared by National Data & Surveying Services

SPEED

W Oak St Bet. S Virginia Ave & S Lomita St

Day: Thursday
Date: 1/20/2022

City: Burbank
Project #: CA22_020022_028e

East Bound

Time	< 15	15 - 19	20 - 24	25 - 29	30 - 34	35 - 39	40 - 44	45 - 49	50 - 54	55 - 59	60 - 64	65 - 69	70 +	Total
0:00 AM	0	0	0	0	0	0	0	0	0	0	0	0	0	0
0:15	0	0	0	0	0	1	0	0	0	0	0	0	0	1
0:30	0	0	0	0	0	0	0	0	0	0	0	0	0	0
0:45	0	0	1	1	0	0	0	0	0	0	0	0	0	2
1:00	0	0	0	0	0	0	0	0	0	0	0	0	0	0
1:15	0	0	0	1	0	0	0	0	0	0	0	0	0	1
1:30	0	0	0	0	0	0	0	0	0	0	0	0	0	0
1:45	0	0	0	0	0	0	0	0	0	0	0	0	0	0
2:00	0	0	0	0	0	0	0	0	0	0	0	0	0	0
2:15	0	0	1	0	0	0	0	0	0	0	0	0	0	1
2:30	0	0	0	0	0	0	0	0	0	0	0	0	0	0
2:45	0	0	0	0	0	0	0	0	0	0	0	0	0	0
3:00	0	0	0	0	0	0	0	0	0	0	0	0	0	0
3:15	0	0	0	0	1	0	0	0	0	0	0	0	0	1
3:30	0	0	0	1	0	0	0	0	0	0	0	0	0	1
3:45	0	0	1	0	0	0	0	0	0	0	0	0	0	1
4:00	0	0	0	0	0	0	0	0	0	0	0	0	0	0
4:15	0	0	0	0	0	0	0	0	0	0	0	0	0	0
4:30	0	0	0	0	0	0	0	0	0	0	0	0	0	0
4:45	0	0	0	0	0	0	0	0	0	0	0	0	0	0
5:00	0	0	0	0	0	0	0	0	0	0	0	0	0	0
5:15	0	0	1	1	0	0	0	0	0	0	0	0	0	2
5:30	0	0	1	2	0	0	0	0	0	0	0	0	0	3
5:45	0	0	0	0	0	0	0	0	0	0	0	0	0	0
6:00	0	0	3	0	1	0	0	0	0	0	0	0	0	4
6:15	1	0	1	0	0	0	0	0	0	0	0	0	0	2
6:30	0	3	2	0	1	0	0	0	0	0	0	0	0	6
6:45	0	2	3	2	0	0	0	0	0	0	0	0	0	7
7:00	0	1	6	1	0	0	0	0	0	0	0	0	0	8
7:15	0	3	1	5	0	0	0	0	0	0	0	0	0	9
7:30	11	14	10	5	1	0	0	0	0	0	0	0	0	41
7:45	28	23	11	2	0	0	0	0	0	0	0	0	0	64
8:00	1	7	12	5	0	0	0	0	0	0	0	0	0	25
8:15	0	1	11	5	2	0	0	0	0	0	0	0	0	19
8:30	0	1	8	2	0	0	0	0	0	0	0	0	0	11
8:45	0	1	1	2	0	0	0	0	0	0	0	0	0	4
9:00	1	1	5	2	0	0	0	0	0	0	0	0	0	9
9:15	0	1	0	2	0	0	0	0	0	0	0	0	0	3
9:30	0	1	3	1	0	0	0	0	0	0	0	0	0	5
9:45	1	0	2	2	1	0	0	0	0	0	0	0	0	6
10:00	0	0	3	3	1	0	0	0	0	0	0	0	0	7
10:15	0	1	2	0	0	0	0	0	0	0	0	0	0	3
10:30	0	3	4	1	0	0	0	0	0	0	0	0	0	8
10:45	4	0	3	1	0	0	0	0	0	0	0	0	0	8
11:00	1	1	3	3	0	0	0	0	0	0	0	0	0	8
11:15	1	2	6	4	0	0	0	0	0	0	0	0	0	13
11:30	1	1	4	0	0	0	0	0	0	0	0	0	0	6
11:45	0	4	3	3	1	0	0	0	0	0	0	0	0	11
12:00 PM	0	0	5	3	2	0	0	0	0	0	0	0	0	10
12:15	0	1	5	4	0	0	0	0	0	0	0	0	0	10
12:30	0	3	7	3	0	0	0	0	0	0	0	0	0	13
12:45	0	0	5	3	0	0	0	0	0	0	0	0	0	8
13:00	0	2	8	4	0	0	0	0	0	0	0	0	0	14
13:15	0	2	3	4	0	0	0	0	0	0	0	0	0	9
13:30	0	0	4	5	0	0	0	0	0	0	0	0	0	9
13:45	0	2	5	2	0	0	0	0	0	0	0	0	0	9
14:00	0	1	4	5	0	1	0	0	0	0	0	0	0	11
14:15	1	3	4	8	1	0	0	0	0	0	0	0	0	17
14:30	5	2	7	1	1	0	0	0	0	0	0	0	0	16
14:45	9	4	4	0	0	0	0	0	0	0	0	0	0	17
15:00	27	23	7	0	0	0	0	0	0	0	0	0	0	57
15:15	4	2	7	7	3	0	0	0	0	0	0	0	0	23
15:30	3	1	2	4	0	0	0	0	0	0	0	0	0	10
15:45	0	3	10	1	0	0	0	0	0	0	0	0	0	14
16:00	6	3	7	5	0	0	0	0	0	0	0	0	0	21
16:15	1	1	9	0	0	0	0	0	0	0	0	0	0	11
16:30	0	4	4	3	0	0	0	0	0	0	0	0	0	11
16:45	1	0	8	6	0	0	0	0	0	0	0	0	0	15
17:00	1	9	7	4	0	0	0	0	0	0	0	0	0	21
17:15	1	4	9	1	0	0	0	0	0	0	0	0	0	15
17:30	0	3	7	1	0	0	0	0	0	0	0	0	0	11
17:45	0	0	3	2	1	0	0	0	0	0	0	0	0	6
18:00	1	1	3	3	1	0	0	0	0	0	0	0	0	9
18:15	2	0	7	2	0	0	0	0	0	0	0	0	0	11
18:30	9	5	2	0	1	0	0	0	0	0	0	0	0	17
18:45	0	0	2	4	0	0	0	0	0	0	0	0	0	6
19:00	0	0	1	6	0	0	0	0	0	0	0	0	0	7
19:15	0	0	0	2	0	0	0	0	0	0	0	0	0	2
19:30	0	0	1	4	1	0	0	0	0	0	0	0	0	6
19:45	0	1	1	3	0	0	0	0	0	0	0	0	0	5
20:00	0	0	6	1	0	0	0	0	0	0	0	0	0	7
20:15	0	1	3	1	0	0	0	0	0	0	0	0	0	5
20:30	0	1	1	2	1	0	0	0	0	0	0	0	0	5
20:45	0	2	1	2	3	0	0	0	0	0	0	0	0	8
21:00	0	0	0	1	0	0	0	0	0	0	0	0	0	1
21:15	0	0	0	3	1	0	0	0	0	0	0	0	0	4
21:30	0	1	1	0	2	0	0	0	0	0	0	0	0	4
21:45	0	0	0	1	0	0	0	0	0	0	0	0	0	1
22:00	0	1	0	1	0	0	0	0	0	0	0	0	0	2
22:15	0	0	1	0	0	0	0	0	0	0	0	0	0	1
22:30	0	0	1	0	0	0	0	0	0	0	0	0	0	1
22:45	0	0	0	0	2	0	0	0	0	0	0	0	0	2
23:00	0	0	1	0	0	0	0	0	0	0	0	0	0	1
23:15	0	0	0	0	0	0	0	0	0	0	0	0	0	0
23:30	0	0	0	1	0	0	0	0	0	0	0	0	0	1
23:45	0	0	0	0	0	0	0	0	0	0	0	0	0	0
Totals	121	157	285	170	29	2								764
% of Totals	16%	21%	37%	22%	4%	0%								100%

AM Volumes	50	71	112	57	9	1	0	0	0	0	0	0	0	300
% AM	7%	9%	15%	7%	1%	0%								39%
AM Peak Hour	7:15	7:15	7:30	7:15	7:30									7:30
Volume	40	47	44	17	3	1								149
PM Volumes	71	86	173	113	20	1	0	0	0	0	0	0	0	464
% PM	9%	11%	23%	15%	3%	0%								61%
PM Peak Hour	14:30	14:15	16:45	13:30	20:45	13:15								14:30
Volume	45	32	31	20	6	1								113

Directional Peak Periods	AM 7-9			NOON 12-2			PM 4-6			Off Peak Volumes		
All Classes	Volume	⟷	%	Volume	⟷	%	Volume	⟷	%	Volume	⟷	%
	181	⟷	24%	82	⟷	11%	111	⟷	15%	390	⟷	51%

Street Name	Direction	Percentiles					
		15th	50th	Average	85th	95th	ADT
W Oak St	East Bound	14	22	21	28	30	764
W Oak St	West Bound	16	21	21	25	28	734

Prepared by National Data & Surveying Services

SPEED

W Oak St Bet. S Virginia Ave & S Lomita St

Day: Thursday
Date: 1/20/2022

City: Burbank
Project #: CA22_020022_028w

West Bound

Time	< 15	15 - 19	20 - 24	25 - 29	30 - 34	35 - 39	40 - 44	45 - 49	50 - 54	55 - 59	60 - 64	65 - 69	70 +	Total
0:00 AM	0	0	0	0	0	0	0	0	0	0	0	0	0	0
0:15	0	0	1	0	0	0	0	0	0	0	0	0	0	1
0:30	0	0	1	0	0	0	0	0	0	0	0	0	0	1
0:45	0	0	0	0	0	0	0	0	0	0	0	0	0	0
1:00	0	0	0	0	0	0	0	0	0	0	0	0	0	0
1:15	0	0	0	0	0	0	0	0	0	0	0	0	0	0
1:30	0	0	0	0	0	0	0	0	0	0	0	0	0	0
1:45	0	0	0	0	0	0	0	0	0	0	0	0	0	0
2:00	0	0	0	0	0	0	0	0	0	0	0	0	0	0
2:15	0	0	1	0	0	0	0	0	0	0	0	0	0	1
2:30	0	0	0	0	0	0	0	0	0	0	0	0	0	0
2:45	0	0	0	0	0	0	0	0	0	0	0	0	0	0
3:00	0	0	0	0	0	0	0	0	0	0	0	0	0	0
3:15	0	0	0	0	0	0	0	0	0	0	0	0	0	0
3:30	0	0	0	0	0	0	0	0	0	0	0	0	0	0
3:45	0	0	0	0	0	0	0	0	0	0	0	0	0	0
4:00	0	0	0	0	0	0	0	0	0	0	0	0	0	0
4:15	0	0	0	0	0	0	0	0	0	0	0	0	0	0
4:30	0	0	1	0	0	0	0	0	0	0	0	0	0	1
4:45	0	0	0	0	0	0	0	0	0	0	0	0	0	0
5:00	0	0	0	0	0	0	0	0	0	0	0	0	0	0
5:15	1	0	1	0	0	0	0	0	0	0	0	0	0	2
5:30	1	0	0	0	0	0	0	0	0	0	0	0	0	1
5:45	0	0	2	0	0	0	0	0	0	0	0	0	0	2
6:00	0	2	2	1	0	0	0	0	0	0	0	0	0	5
6:15	0	3	1	0	0	0	0	0	0	0	0	0	0	4
6:30	0	0	0	0	0	0	0	0	0	0	0	0	0	0
6:45	0	3	2	2	1	0	0	0	0	0	0	0	0	8
7:00	1	2	7	1	0	0	0	0	0	0	0	0	0	11
7:15	1	0	7	2	0	0	0	0	0	0	0	0	0	10
7:30	11	13	12	1	0	0	0	0	0	0	0	0	0	37
7:45	23	8	5	0	0	1	0	0	0	0	0	0	0	37
8:00	1	4	7	4	0	0	0	0	0	0	0	0	0	16
8:15	0	0	10	0	0	0	0	0	0	0	0	0	0	10
8:30	0	2	2	1	0	0	0	0	0	0	0	0	0	5
8:45	0	0	6	1	0	0	0	0	0	0	0	0	0	7
9:00	1	2	1	2	0	0	0	0	0	0	0	0	0	6
9:15	0	0	3	2	0	0	0	0	0	0	0	0	0	5
9:30	1	5	8	0	0	0	0	0	0	0	0	0	0	14
9:45	0	1	4	1	0	0	0	0	0	0	0	0	0	6
10:00	1	1	4	0	0	0	0	0	0	0	0	0	0	6
10:15	0	3	5	1	0	0	0	0	0	0	0	0	0	9
10:30	1	2	4	1	0	0	0	0	0	0	0	0	0	8
10:45	1	2	4	1	0	0	0	0	0	0	0	0	0	8
11:00	1	2	7	0	0	0	0	0	0	0	0	0	0	10
11:15	0	2	4	1	0	0	0	0	0	0	0	0	0	7
11:30	1	1	10	4	1	0	0	0	0	0	0	0	0	17
11:45	0	2	7	1	1	0	0	0	0	0	0	0	0	11
12:00 PM	0	3	8	1	0	0	0	0	0	0	0	0	0	12
12:15	0	2	5	0	0	0	0	0	0	0	0	0	0	7
12:30	0	0	11	1	0	0	0	0	0	0	0	0	0	12
12:45	0	3	7	4	0	0	0	0	0	0	0	0	0	14
13:00	1	4	6	2	0	0	0	0	0	0	0	0	0	13
13:15	0	2	3	0	0	0	0	0	0	0	0	0	0	5
13:30	4	2	6	4	1	0	0	0	0	0	0	0	0	13
13:45	0	2	2	1	0	0	0	0	0	0	0	0	0	5
14:00	0	1	5	2	0	0	0	0	0	0	0	0	0	8
14:15	0	5	13	2	0	0	0	0	0	0	0	0	0	20
14:30	3	11	11	1	0	0	0	0	0	0	0	0	0	26
14:45	9	9	6	2	0	0	1	0	0	0	0	0	0	27
15:00	15	7	3	0	0	0	1	0	0	0	0	0	0	26
15:15	0	6	10	3	0	0	0	0	0	0	0	0	0	19
15:30	1	5	7	2	0	0	0	0	0	0	0	0	0	15
15:45	0	3	7	3	0	0	0	0	0	0	0	0	0	13
16:00	0	4	5	2	0	0	0	0	0	0	0	0	0	11
16:15	0	1	10	4	0	0	0	0	0	0	0	0	0	15
16:30	1	6	10	2	0	0	0	0	0	0	0	0	0	19
16:45	1	6	9	2	1	0	0	0	0	0	0	0	0	19
17:00	1	5	11	2	0	0	0	0	0	0	0	0	0	19
17:15	0	2	6	2	0	0	0	0	0	0	0	0	0	10
17:30	2	2	9	3	0	0	0	0	0	0	0	0	0	16
17:45	0	4	11	0	1	0	0	0	0	0	0	0	0	16
18:00	0	1	6	1	0	0	0	0	0	0	0	0	0	8
18:15	0	6	3	1	0	0	0	0	0	0	0	0	0	10
18:30	2	11	0	1	0	0	0	0	0	0	0	0	0	14
18:45	0	4	5	0	0	0	0	0	0	0	0	0	0	9
19:00	0	1	4	2	0	0	0	0	0	0	0	0	0	7
19:15	0	2	0	3	0	0	0	0	0	0	0	0	0	5
19:30	0	2	5	0	0	0	0	0	0	0	0	0	0	7
19:45	0	0	4	0	0	0	0	0	0	0	0	0	0	4
20:00	0	1	0	0	0	0	0	0	0	0	0	0	0	1
20:15	0	0	2	0	0	0	0	0	0	0	0	0	0	2
20:30	1	1	3	0	0	0	0	0	0	0	0	0	0	5
20:45	1	1	2	1	0	0	0	0	0	0	0	0	0	5
21:00	0	0	5	0	0	0	0	0	0	0	0	0	0	5
21:15	0	1	4	0	0	0	0	0	0	0	0	0	0	5
21:30	0	1	4	2	0	0	0	0	0	0	0	0	0	7
21:45	0	2	0	0	0	0	0	0	0	0	0	0	0	2
22:00	0	0	0	1	0	0	0	0	0	0	0	0	0	1
22:15	0	1	2	1	0	0	0	0	0	0	0	0	0	4
22:30	0	0	3	1	0	0	0	0	0	0	0	0	0	4
22:45	0	1	0	0	0	0	0	0	0	0	0	0	0	1
23:00	0	0	0	0	0	0	0	0	0	0	0	0	0	0
23:15	0	0	2	0	0	0	0	0	0	0	0	0	0	2
23:30	0	0	0	0	0	0	0	0	0	0	0	0	0	0
23:45	0	0	0	0	0	0	0	0	0	0	0	0	0	0
Totals	84	191	364	86	6	1	2							734
% of Totals	11%	26%	50%	12%	1%	0%	0%							100%

AM Volumes	46	60	129	27	3	1	0	0	0	0	0	0	0	266
% AM	6%	8%	18%	4%	0%	0%								36%
AM Peak Hour	7:00	7:15	7:30	7:15	11:00	7:00								7:15
Volume	36	25	34	7	2	1								100
PM Volumes	38	131	235	59	3	0	2	0	0	0	0	0	0	468
% PM	5%	18%	32%	8%	0%		0%							64%
PM Peak Hour	14:15	14:30	16:15	15:30	12:45		14:15							14:15
Volume	27	33	40	11	1		2							99

Directional Peak Periods	AM 7-9			NOON 12-2			PM 4-6			Off Peak Volumes		
All Classes	Volume	⟷	%	Volume	⟷	%	Volume	⟷	%	Volume	⟷	%
	133	⟷	18%	81	⟷	11%	125	⟷	17%	395	⟷	54%

Street Name	Direction	Percentiles					
		15th	50th	Average	85th	95th	ADT
W Oak St	East Bound	14	22	21	28	30	764
W Oak St	West Bound	16	21	21	25	28	734

Prepared by National Data & Surveying Services

SPEED

W Oak St Bet. S Virginia Ave & S Lomita St

Day: Thursday
Date: 1/20/2022

City: Burbank
Project #: CA22_020022_028

Summary

Time	< 15	15 - 19	20 - 24	25 - 29	30 - 34	35 - 39	40 - 44	45 - 49	50 - 54	55 - 59	60 - 64	65 - 69	70 +	Total
0:00 AM	0	0	0	0	0	0	0	0	0	0	0	0	0	0
0:15	0	0	1	0	0	1	0	0	0	0	0	0	0	2
0:30	0	0	1	0	0	0	0	0	0	0	0	0	0	1
0:45	0	0	1	1	0	0	0	0	0	0	0	0	0	2
1:00	0	0	0	0	0	0	0	0	0	0	0	0	0	0
1:15	0	0	0	1	0	0	0	0	0	0	0	0	0	1
1:30	0	0	0	0	0	0	0	0	0	0	0	0	0	0
1:45	0	0	0	0	0	0	0	0	0	0	0	0	0	0
2:00	0	0	0	0	0	0	0	0	0	0	0	0	0	0
2:15	0	0	2	0	0	0	0	0	0	0	0	0	0	2
2:30	0	0	0	0	0	0	0	0	0	0	0	0	0	0
2:45	0	0	0	0	0	0	0	0	0	0	0	0	0	0
3:00	0	0	0	0	0	0	0	0	0	0	0	0	0	0
3:15	0	0	0	0	1	0	0	0	0	0	0	0	0	1
3:30	0	0	0	1	0	0	0	0	0	0	0	0	0	1
3:45	0	0	1	0	0	0	0	0	0	0	0	0	0	1
4:00	0	0	0	0	0	0	0	0	0	0	0	0	0	0
4:15	0	0	0	0	0	0	0	0	0	0	0	0	0	0
4:30	0	0	1	0	0	0	0	0	0	0	0	0	0	1
4:45	0	0	0	0	0	0	0	0	0	0	0	0	0	0
5:00	0	0	0	0	0	0	0	0	0	0	0	0	0	0
5:15	1	0	2	1	0	0	0	0	0	0	0	0	0	4
5:30	1	0	1	2	0	0	0	0	0	0	0	0	0	4
5:45	0	0	2	0	0	0	0	0	0	0	0	0	0	2
6:00	0	2	5	1	1	0	0	0	0	0	0	0	0	9
6:15	1	3	2	0	0	0	0	0	0	0	0	0	0	6
6:30	0	3	2	0	1	0	0	0	0	0	0	0	0	6
6:45	0	5	5	4	1	0	0	0	0	0	0	0	0	15
7:00	1	3	13	2	0	0	0	0	0	0	0	0	0	19
7:15	1	3	8	7	0	0	0	0	0	0	0	0	0	19
7:30	22	27	22	6	1	0	0	0	0	0	0	0	0	78
7:45	51	31	16	2	0	1	0	0	0	0	0	0	0	101
8:00	2	11	19	9	0	0	0	0	0	0	0	0	0	41
8:15	0	1	21	5	2	0	0	0	0	0	0	0	0	29
8:30	0	3	10	3	0	0	0	0	0	0	0	0	0	16
8:45	0	1	7	3	0	0	0	0	0	0	0	0	0	11
9:00	2	3	6	4	0	0	0	0	0	0	0	0	0	15
9:15	0	1	3	4	0	0	0	0	0	0	0	0	0	8
9:30	1	6	11	1	0	0	0	0	0	0	0	0	0	19
9:45	1	1	6	3	1	0	0	0	0	0	0	0	0	12
10:00	1	1	7	3	1	0	0	0	0	0	0	0	0	13
10:15	0	4	7	1	0	0	0	0	0	0	0	0	0	12
10:30	1	5	8	2	0	0	0	0	0	0	0	0	0	16
10:45	5	2	7	2	0	0	0	0	0	0	0	0	0	16
11:00	2	3	10	3	0	0	0	0	0	0	0	0	0	18
11:15	1	4	10	5	0	0	0	0	0	0	0	0	0	20
11:30	2	2	14	4	1	0	0	0	0	0	0	0	0	23
11:45	0	6	10	4	2	0	0	0	0	0	0	0	0	22
12:00 PM	0	3	13	4	2	0	0	0	0	0	0	0	0	22
12:15	0	3	10	4	0	0	0	0	0	0	0	0	0	17
12:30	0	3	18	4	0	0	0	0	0	0	0	0	0	25
12:45	0	3	12	7	0	0	0	0	0	0	0	0	0	22
13:00	1	6	14	6	0	0	0	0	0	0	0	0	0	27
13:15	0	4	6	4	0	0	0	0	0	0	0	0	0	14
13:30	0	2	10	9	1	0	0	0	0	0	0	0	0	22
13:45	0	4	7	3	0	0	0	0	0	0	0	0	0	14
14:00	0	2	9	7	0	1	0	0	0	0	0	0	0	19
14:15	1	8	17	10	1	0	0	0	0	0	0	0	0	37
14:30	8	13	18	2	1	0	0	0	0	0	0	0	0	42
14:45	18	13	10	2	0	0	1	0	0	0	0	0	0	44
15:00	42	30	10	0	0	0	1	0	0	0	0	0	0	83
15:15	4	8	17	10	3	0	0	0	0	0	0	0	0	42
15:30	4	6	9	6	0	0	0	0	0	0	0	0	0	25
15:45	0	6	17	4	0	0	0	0	0	0	0	0	0	27
16:00	6	7	12	7	0	0	0	0	0	0	0	0	0	32
16:15	1	2	19	4	0	0	0	0	0	0	0	0	0	26
16:30	1	10	14	5	0	0	0	0	0	0	0	0	0	30
16:45	2	6	17	8	1	0	0	0	0	0	0	0	0	34
17:00	2	14	18	6	0	0	0	0	0	0	0	0	0	40
17:15	1	6	15	3	0	0	0	0	0	0	0	0	0	25
17:30	2	5	16	4	0	0	0	0	0	0	0	0	0	27
17:45	0	4	14	2	2	0	0	0	0	0	0	0	0	22
18:00	1	2	9	4	1	0	0	0	0	0	0	0	0	17
18:15	2	6	10	3	0	0	0	0	0	0	0	0	0	21
18:30	11	16	2	1	1	0	0	0	0	0	0	0	0	31
18:45	0	4	7	4	0	0	0	0	0	0	0	0	0	15
19:00	0	1	5	8	0	0	0	0	0	0	0	0	0	14
19:15	0	2	0	5	0	0	0	0	0	0	0	0	0	7
19:30	0	2	6	4	1	0	0	0	0	0	0	0	0	13
19:45	0	1	5	3	0	0	0	0	0	0	0	0	0	9
20:00	0	1	6	1	0	0	0	0	0	0	0	0	0	8
20:15	0	1	5	1	0	0	0	0	0	0	0	0	0	7
20:30	1	2	4	2	1	0	0	0	0	0	0	0	0	10
20:45	1	3	3	3	3	0	0	0	0	0	0	0	0	13
21:00	0	0	5	1	0	0	0	0	0	0	0	0	0	6
21:15	0	1	4	3	1	0	0	0	0	0	0	0	0	9
21:30	0	2	5	2	2	0	0	0	0	0	0	0	0	11
21:45	0	2	0	1	0	0	0	0	0	0	0	0	0	3
22:00	0	1	0	2	0	0	0	0	0	0	0	0	0	3
22:15	0	1	3	1	0	0	0	0	0	0	0	0	0	5
22:30	0	0	4	1	0	0	0	0	0	0	0	0	0	5
22:45	0	1	0	0	2	0	0	0	0	0	0	0	0	3
23:00	0	0	1	0	0	0	0	0	0	0	0	0	0	1
23:15	0	0	2	0	0	0	0	0	0	0	0	0	0	2
23:30	0	0	0	1	0	0	0	0	0	0	0	0	0	1
23:45	0	0	0	0	0	0	0	0	0	0	0	0	0	0
Totals	205	348	643	256	35	3	2							1498
% of Totals	14%	23%	43%	17%	2%	0%	0%							100%

AM Volumes	96	131	241	84	12	2	0	0	0	0	0	0	0	566
% AM	6%	9%	16%	6%	1%	0%								38%
AM Peak Hour	7:15	7:15	7:30	7:15	11:15									7:30
Volume	76	72	78	24	5	1								249
PM Volumes	109	217	408	172	23	1	2	0	0	0	0	0	0	932
% PM	7%	14%	27%	11%	2%	0%	0%							62%
PM Peak Hour	14:30	14:15	16:15	13:30	20:45	13:15	14:15							14:30
Volume	72	64	68	29	6	1	2							211

Directional Peak Periods	AM 7-9			NOON 12-2			PM 4-6			Off Peak Volumes		
All Classes	Volume	↔	%	Volume	↔	%	Volume	↔	%	Volume	↔	%
	314	↔	21%	163	↔	11%	236	↔	16%	785	↔	52%

Street Name	Direction	Percentiles					
		15th	50th	Average	85th	95th	ADT
W Oak St	Summary	15	22	21	26	29	1498

Prepared by National Data & Surveying Services

SPEED

W Oak St Bet. S Virginia Ave & S Lomita St

Day: Thursday
Date: 1/20/2022

City: Burbank
Project #: CA22_020022_028e

East Bound

Time	< 15	15 - 19	20 - 24	25 - 29	30 - 34	35 - 39	40 - 44	45 - 49	50 - 54	55 - 59	60 - 64	65 - 69	70 +	Total
0:00 AM	0	0	1	1	0	1	0	0	0	0	0	0	0	3
1:00	0	0	0	1	0	0	0	0	0	0	0	0	0	1
2:00	0	0	1	0	0	0	0	0	0	0	0	0	0	1
3:00	0	0	1	1	1	0	0	0	0	0	0	0	0	3
4:00	0	0	0	0	0	0	0	0	0	0	0	0	0	0
5:00	0	0	2	3	0	0	0	0	0	0	0	0	0	5
6:00	1	5	9	2	2	0	0	0	0	0	0	0	0	19
7:00	39	41	28	13	1	0	0	0	0	0	0	0	0	122
8:00	1	10	32	14	2	0	0	0	0	0	0	0	0	59
9:00	2	3	10	7	1	0	0	0	0	0	0	0	0	23
10:00	4	4	12	5	1	0	0	0	0	0	0	0	0	26
11:00	3	8	16	10	1	0	0	0	0	0	0	0	0	38
12:00 PM	0	4	22	13	2	0	0	0	0	0	0	0	0	41
13:00	0	6	20	15	0	0	0	0	0	0	0	0	0	41
14:00	15	10	19	14	2	1	0	0	0	0	0	0	0	61
15:00	34	29	26	12	3	0	0	0	0	0	0	0	0	104
16:00	8	8	28	14	0	0	0	0	0	0	0	0	0	58
17:00	2	16	26	8	1	0	0	0	0	0	0	0	0	53
18:00	12	6	14	9	2	0	0	0	0	0	0	0	0	43
19:00	0	1	3	15	1	0	0	0	0	0	0	0	0	20
20:00	0	4	11	6	4	0	0	0	0	0	0	0	0	25
21:00	0	1	1	5	3	0	0	0	0	0	0	0	0	10
22:00	0	1	2	1	2	0	0	0	0	0	0	0	0	6
23:00	0	0	1	1	0	0	0	0	0	0	0	0	0	2
Totals	121	157	285	170	29	2								764
% of Totals	16%	21%	37%	22%	4%	0%								100%

AM Volumes	50	71	112	57	9	1	0	0	0	0	0	0	0	300
% AM	7%	9%	15%	7%	1%	0%								39%
AM Peak Hour	7:00	7:00	8:00	8:00	6:00									7:00
Volume	39	41	32	14	2	1								122
PM Volumes	71	86	173	113	20	1	0	0	0	0	0	0	0	464
% PM	9%	11%	23%	15%	3%	0%								61%
PM Peak Hour	15:00	15:00	16:00	13:00	20:00	14:00								15:00
Volume	34	29	28	15	4	1								104

Directional Peak Periods	AM 7-9			NOON 12-2			PM 4-6			Off Peak Volumes		
All Speeds	Volume	↔	%	Volume	↔	%	Volume	↔	%	Volume	↔	%
	181	↔	24%	82	↔	11%	111	↔	15%	390	↔	51%

Street Name	Direction	Percentiles					
		15th	50th	Average	85th	95th	ADT
W Oak St	East Bound	14	22	21	28	30	764
W Oak St	West Bound	16	21	21	25	28	734

Prepared by National Data & Surveying Services

SPEED

W Oak St Bet. S Virginia Ave & S Lomita St

Day: Thursday
Date: 1/20/2022

City: Burbank
Project #: CA22_020022_028w

West Bound

Time	< 15	15 - 19	20 - 24	25 - 29	30 - 34	35 - 39	40 - 44	45 - 49	50 - 54	55 - 59	60 - 64	65 - 69	70 +	Total
0:00 AM	0	0	2	0	0	0	0	0	0	0	0	0	0	2
1:00	0	0	0	0	0	0	0	0	0	0	0	0	0	0
2:00	0	0	1	0	0	0	0	0	0	0	0	0	0	1
3:00	0	0	0	0	0	0	0	0	0	0	0	0	0	0
4:00	0	0	1	0	0	0	0	0	0	0	0	0	0	1
5:00	2	0	3	0	0	0	0	0	0	0	0	0	0	5
6:00	0	8	5	3	1	0	0	0	0	0	0	0	0	17
7:00	36	23	31	4	0	1	0	0	0	0	0	0	0	95
8:00	1	6	25	6	0	0	0	0	0	0	0	0	0	38
9:00	2	8	16	5	0	0	0	0	0	0	0	0	0	31
10:00	3	8	17	3	0	0	0	0	0	0	0	0	0	31
11:00	2	7	28	6	2	0	0	0	0	0	0	0	0	45
12:00 PM	0	8	31	6	0	0	0	0	0	0	0	0	0	45
13:00	1	10	17	7	1	0	0	0	0	0	0	0	0	36
14:00	12	26	35	7	0	0	1	0	0	0	0	0	0	81
15:00	16	21	27	8	0	0	1	0	0	0	0	0	0	73
16:00	2	17	34	10	1	0	0	0	0	0	0	0	0	64
17:00	3	13	37	7	1	0	0	0	0	0	0	0	0	61
18:00	2	22	14	3	0	0	0	0	0	0	0	0	0	41
19:00	0	5	13	5	0	0	0	0	0	0	0	0	0	23
20:00	2	3	7	1	0	0	0	0	0	0	0	0	0	13
21:00	0	4	13	2	0	0	0	0	0	0	0	0	0	19
22:00	0	2	5	3	0	0	0	0	0	0	0	0	0	10
23:00	0	0	2	0	0	0	0	0	0	0	0	0	0	2
Totals	84	191	364	86	6	1	2							734
% of Totals	11%	26%	50%	12%	1%	0%	0%							100%

AM Volumes	46	60	129	27	3	1	0	0	0	0	0	0	0	266
% AM	6%	8%	18%	4%	0%	0%								36%
AM Peak Hour	7:00	7:00	7:00	8:00	11:00	7:00								7:00
Volume	36	23	31	6	2	1								95
PM Volumes	38	131	235	59	3	0	2	0	0	0	0	0	0	468
% PM	5%	18%	32%	8%	0%		0%							64%
PM Peak Hour	15:00	14:00	17:00	16:00	13:00		14:00							14:00
Volume	16	26	37	10	1		1							81

Directional Peak Periods	AM 7-9			NOON 12-2			PM 4-6			Off Peak Volumes		
All Speeds	Volume		%	Volume		%	Volume		%	Volume		%
	133	↔	18%	81	↔	11%	125	↔	17%	395	↔	54%

Street Name	Direction	Percentiles					
		15th	50th	Average	85th	95th	ADT
W Oak St	East Bound	14	22	21	28	30	764
W Oak St	West Bound	16	21	21	25	28	734

Prepared by National Data & Surveying Services

SPEED

W Oak St Bet. S Virginia Ave & S Lomita St

Day: Thursday
Date: 1/20/2022

City: Burbank
Project #: CA22_020022_028

Summary

Time	< 15	15 - 19	20 - 24	25 - 29	30 - 34	35 - 39	40 - 44	45 - 49	50 - 54	55 - 59	60 - 64	65 - 69	70 +	Total
0:00 AM	0	0	3	1	0	1	0	0	0	0	0	0	0	5
1:00	0	0	0	1	0	0	0	0	0	0	0	0	0	1
2:00	0	0	2	0	0	0	0	0	0	0	0	0	0	2
3:00	0	0	1	1	1	0	0	0	0	0	0	0	0	3
4:00	0	0	1	0	0	0	0	0	0	0	0	0	0	1
5:00	2	0	5	3	0	0	0	0	0	0	0	0	0	10
6:00	1	13	14	5	3	0	0	0	0	0	0	0	0	36
7:00	75	64	59	17	1	1	0	0	0	0	0	0	0	217
8:00	2	16	57	20	2	0	0	0	0	0	0	0	0	97
9:00	4	11	26	12	1	0	0	0	0	0	0	0	0	54
10:00	7	12	29	8	1	0	0	0	0	0	0	0	0	57
11:00	5	15	44	16	3	0	0	0	0	0	0	0	0	83
12:00 PM	0	12	53	19	2	0	0	0	0	0	0	0	0	86
13:00	1	16	37	22	1	0	0	0	0	0	0	0	0	77
14:00	27	36	54	21	2	1	1	0	0	0	0	0	0	142
15:00	50	50	53	20	3	0	1	0	0	0	0	0	0	177
16:00	10	25	62	24	1	0	0	0	0	0	0	0	0	122
17:00	5	29	63	15	2	0	0	0	0	0	0	0	0	114
18:00	14	28	28	12	2	0	0	0	0	0	0	0	0	84
19:00	0	6	16	20	1	0	0	0	0	0	0	0	0	43
20:00	2	7	18	7	4	0	0	0	0	0	0	0	0	38
21:00	0	5	14	7	3	0	0	0	0	0	0	0	0	29
22:00	0	3	7	4	2	0	0	0	0	0	0	0	0	16
23:00	0	0	3	1	0	0	0	0	0	0	0	0	0	4
Totals	205	348	649	256	35	3	2							1498
% of Totals	14%	23%	43%	17%	2%	0%	0%							100%

AM Volumes	96	131	241	84	12	2	0	0	0	0	0	0	0	566
% AM	6%	9%	16%	6%	1%	0%								38%
AM Peak Hour	7:00	7:00	7:00	8:00	6:00									7:00
Volume	75	64	59	20	3	1								217
PM Volumes	109	217	408	172	23	1	2	0	0	0	0	0	0	932
% PM	7%	14%	27%	11%	2%	0%	0%							62%
PM Peak Hour	15:00	15:00	17:00	16:00	20:00	14:00	14:00							15:00
Volume	50	50	63	24	4	1	1							177

Directional Peak Periods	AM 7-9			NOON 12-2			PM 4-6			Off Peak Volumes		
All Speeds	Volume	↔	%	Volume	↔	%	Volume	↔	%	Volume	↔	%
	314		21%	163		11%	236		16%	785		52%

Street Name	Direction	Percentiles					
		15th	50th	Average	85th	95th	ADT
W Oak St	Summary	15	22	21	26	29	1498

Prepared by NDS/ATD

Prepared by National Data & Surveying Services

VOLUME

W Oak St Bet. S Virginia Ave & S Lomita St

Day: Thursday
Date: 1/20/2022

City: Burbank
Project #: CA22_020022_028

DAILY TOTALS	NB	SB	EB	WB	Total
	0	0	764	734	1,498

AM Period	NB	SB	EB		WB		TOTAL		PM Period	NB	SB	EB		WB		TOTAL	
0:00	0	0	0		0				12:00	0	0	10		12		22	
0:15	0	0	1		1		2		12:15	0	0	10		7		17	
0:30	0	0	0		1		1		12:30	0	0	13		12		25	
0:45	0	0	2	3	0	2	2	5	12:45	0	0	8	41	14	45	22	86
1:00	0	0	0		0				13:00	0	0	14		13		27	
1:15	0	0	1		0		1		13:15	0	0	9		5		14	
1:30	0	0	0		0				13:30	0	0	9		13		22	
1:45	0	0	0	1	0			1	13:45	0	0	9	41	5	36	14	77
2:00	0	0	0		0				14:00	0	0	11		8		19	
2:15	0	0	1		1		2		14:15	0	0	17		20		37	
2:30	0	0	0		0				14:30	0	0	16		26		42	
2:45	0	0	0	1	0	1		2	14:45	0	0	17	61	27	81	44	142
3:00	0	0	0		0				15:00	0	0	57		26		83	
3:15	0	0	1		0		1		15:15	0	0	23		19		42	
3:30	0	0	1		0		1		15:30	0	0	10		15		25	
3:45	0	0	1	3	0		1	3	15:45	0	0	14	104	13	73	27	177
4:00	0	0	0		0				16:00	0	0	21		11		32	
4:15	0	0	0		0				16:15	0	0	11		15		26	
4:30	0	0	0		1		1		16:30	0	0	11		19		30	
4:45	0	0	0		0	1		1	16:45	0	0	15	58	19	64	34	122
5:00	0	0	0		0				17:00	0	0	21		19		40	
5:15	0	0	2		2		4		17:15	0	0	15		10		25	
5:30	0	0	3		1		4		17:30	0	0	11		16		27	
5:45	0	0	0	5	2	5	2	10	17:45	0	0	6	53	16	61	22	114
6:00	0	0	4		5		9		18:00	0	0	9		8		17	
6:15	0	0	2		4		6		18:15	0	0	11		10		21	
6:30	0	0	6		0		6		18:30	0	0	17		14		31	
6:45	0	0	7	19	8	17	15	36	18:45	0	0	6	43	9	41	15	84
7:00	0	0	8		11		19		19:00	0	0	7		7		14	
7:15	0	0	9		10		19		19:15	0	0	2		5		7	
7:30	0	0	41		37		78		19:30	0	0	6		7		13	
7:45	0	0	64	122	37	95	101	217	19:45	0	0	5	20	4	23	9	43
8:00	0	0	25		16		41		20:00	0	0	7		1		8	
8:15	0	0	19		10		29		20:15	0	0	5		2		7	
8:30	0	0	11		5		16		20:30	0	0	5		5		10	
8:45	0	0	4	59	7	38	11	97	20:45	0	0	8	25	5	13	13	38
9:00	0	0	9		6		15		21:00	0	0	1		5		6	
9:15	0	0	3		5		8		21:15	0	0	4		5		9	
9:30	0	0	5		14		19		21:30	0	0	4		7		11	
9:45	0	0	6	23	6	31	12	54	21:45	0	0	1	10	2	19	3	29
10:00	0	0	7		6		13		22:00	0	0	2		1		3	
10:15	0	0	3		9		12		22:15	0	0	1		4		5	
10:30	0	0	8		8		16		22:30	0	0	1		4		5	
10:45	0	0	8	26	8	31	16	57	22:45	0	0	2	6	1	10	3	16
11:00	0	0	8		10		18		23:00	0	0	1		0		1	
11:15	0	0	13		7		20		23:15	0	0	0		2		2	
11:30	0	0	6		17		23		23:30	0	0	1		0		1	
11:45	0	0	11	38	11	45	22	83	23:45	0	0	0	2	0	2		4
TOTALS				300		266		566	TOTALS				464		468		932
SPLIT %				53.0%		47.0%		37.8%	SPLIT %				49.8%		50.2%		62.2%

DAILY TOTALS	NB	SB	EB	WB	Total
	0	0	764	734	1,498

AM Peak Hour			7:30	7:15	7:30	PM Peak Hour			14:30	14:15	14:30
AM Pk Volume			149	100	249	PM Pk Volume			113	99	211
Pk Hr Factor			0.582	0.676	0.616	Pk Hr Factor			0.496	0.917	0.636
7 - 9 Volume	0	0	181	133	314	4 - 6 Volume	0	0	111	125	236
7 - 9 Peak Hour			7:30	7:15	7:30	4 - 6 Peak Hour			16:30	16:15	16:15
7 - 9 Pk Volume	0	0	149	100	249	4 - 6 Pk Volume	0	0	62	72	130
Pk Hr Factor	0.000	0.000	0.582	0.676	0.616	Pk Hr Factor	0.000	0.000	0.738	0.947	0.813

Prepared by NDS/ATD

Project #: CA22_020022_028 **City:** Burbank

Location: W Oak St Bet. S Virginia Ave & S Lomita St **Date:** 1/20/2022

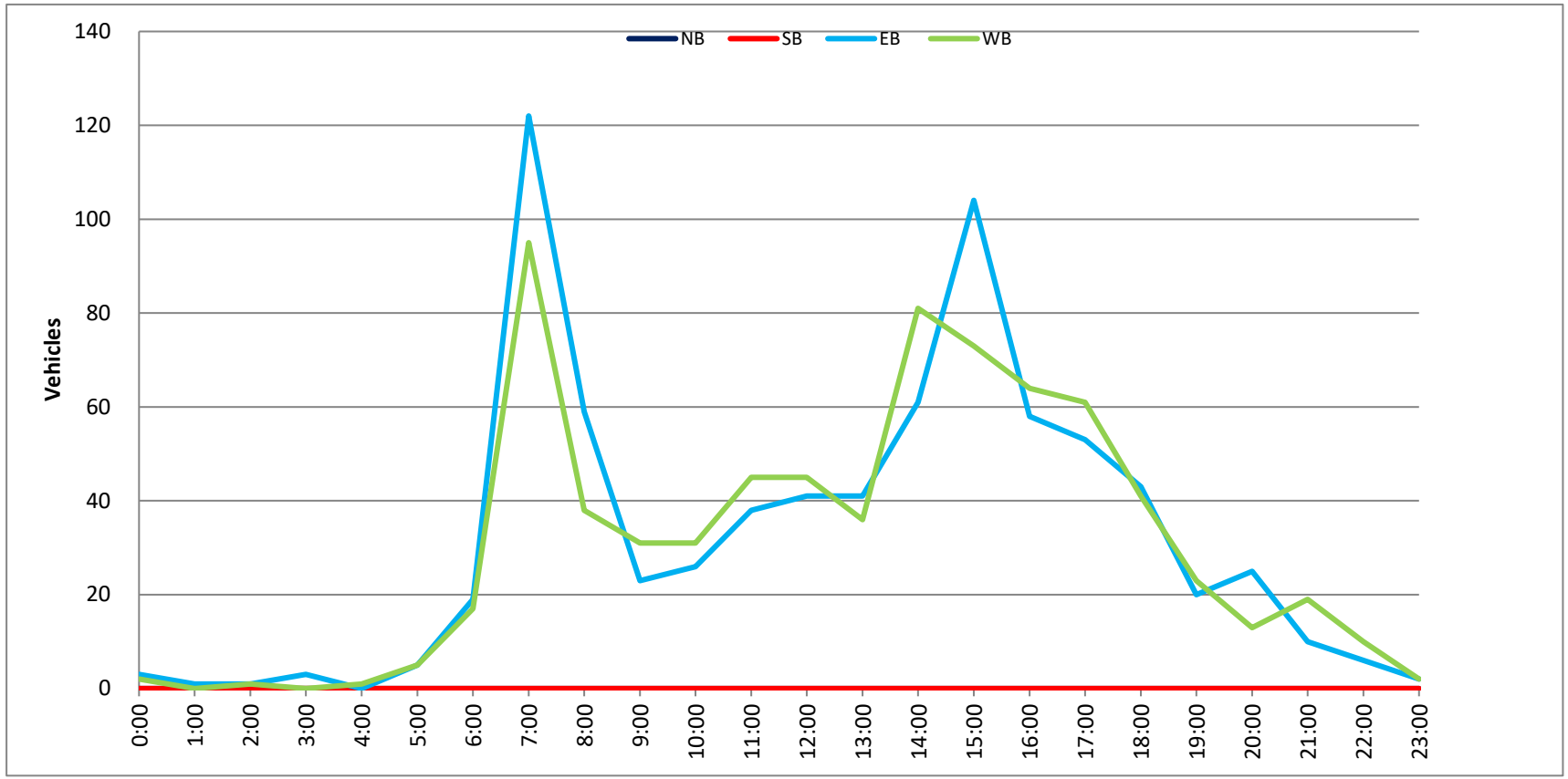

Prepared by National Data & Surveying Services

SPEED

W Verdugo Ave Bet. S Glenwood Pl & Victory Blvd

Day: Tuesday
Date: 1/18/2022

City: Burbank
Project #: CA22_020022_034e

East Bound

Time	< 15	15 - 19	20 - 24	25 - 29	30 - 34	35 - 39	40 - 44	45 - 49	50 - 54	55 - 59	60 - 64	65 - 69	70 +	Total
0:00 AM	0	0	1	2	2	0	0	0	0	0	0	0	0	5
0:15	0	0	0	0	0	0	0	0	0	0	0	0	0	0
0:30	0	0	3	1	2	0	0	0	0	0	0	0	0	6
0:45	0	2	0	0	0	0	0	0	0	0	0	0	0	2
1:00	0	3	1	2	0	0	0	0	0	0	0	0	0	6
1:15	0	0	1	0	1	0	0	0	0	0	0	0	0	2
1:30	0	0	2	1	0	0	0	0	0	0	0	0	0	3
1:45	0	0	1	1	0	0	0	0	0	0	0	0	0	2
2:00	0	0	1	1	0	0	0	0	0	0	0	0	0	2
2:15	0	0	0	0	2	0	0	0	0	0	0	0	0	2
2:30	0	0	0	1	2	0	0	0	0	0	0	0	0	3
2:45	0	0	0	3	0	0	0	0	0	0	0	0	0	3
3:00	0	0	0	0	0	0	0	0	0	0	0	0	0	0
3:15	0	0	0	1	1	0	0	0	0	0	0	0	0	2
3:30	0	0	0	1	0	0	0	0	0	0	0	0	0	1
3:45	0	0	0	2	0	0	0	0	0	0	0	0	0	2
4:00	0	0	1	0	0	0	0	0	0	0	0	0	0	1
4:15	0	0	0	1	1	0	0	0	0	0	0	0	0	2
4:30	0	0	1	2	0	0	0	0	0	0	0	0	0	3
4:45	0	0	2	5	2	0	0	0	0	0	0	0	0	9
5:00	0	0	2	1	1	0	0	0	0	0	0	0	0	4
5:15	0	1	0	0	1	0	0	0	0	0	0	0	0	2
5:30	0	0	0	2	1	0	0	0	0	0	0	0	0	3
5:45	0	1	2	4	0	1	0	0	0	0	0	0	0	8
6:00	0	0	2	1	3	0	0	1	0	0	0	0	0	7
6:15	1	1	3	6	2	0	2	0	0	0	0	0	0	15
6:30	0	0	4	1	3	0	0	0	0	0	0	0	0	8
6:45	0	2	5	4	2	0	0	0	0	0	0	0	0	13
7:00	0	3	9	7	3	0	0	0	0	0	0	0	0	22
7:15	1	4	8	3	4	0	1	0	0	0	0	0	0	21
7:30	5	7	11	6	2	0	0	0	0	0	0	0	0	31
7:45	13	23	22	21	5	0	0	0	0	0	0	0	0	84
8:00	13	7	11	16	9	1	0	0	0	0	0	0	0	57
8:15	4	5	13	7	5	2	0	0	0	0	0	0	0	36
8:30	4	3	8	9	6	1	0	0	0	0	0	0	0	31
8:45	6	7	8	3	4	0	0	0	0	0	0	0	0	28
9:00	11	5	10	11	3	3	0	0	0	0	0	0	0	43
9:15	5	6	13	6	4	1	1	0	0	0	0	0	0	36
9:30	2	7	10	6	10	2	0	0	0	0	0	0	0	37
9:45	0	2	3	11	4	5	0	0	0	0	0	0	0	25
10:00	3	7	10	11	10	2	0	0	0	0	0	0	0	43
10:15	0	5	15	8	7	1	0	0	0	0	0	0	0	36
10:30	3	5	14	14	3	0	0	0	1	0	0	0	0	40
10:45	2	13	12	9	4	0	0	0	0	0	0	0	0	40
11:00	2	9	11	9	9	3	0	0	0	0	0	0	0	43
11:15	2	5	13	6	7	4	0	0	0	0	0	0	0	37
11:30	14	5	13	13	3	3	0	0	0	0	0	0	0	51
11:45	6	6	21	9	5	1	0	0	0	0	0	0	0	48
12:00 PM	9	11	12	4	3	3	0	0	0	0	0	0	0	42
12:15	3	12	17	11	5	2	0	0	0	0	0	0	0	50
12:30	4	7	12	5	4	0	0	0	0	0	0	0	0	32
12:45	2	3	8	15	1	0	0	0	0	0	0	0	0	29
13:00	4	4	7	13	3	2	0	0	0	0	0	0	0	33
13:15	10	12	15	7	6	2	0	0	0	0	0	0	0	52
13:30	6	9	14	11	3	0	1	0	0	0	0	0	0	44
13:45	8	5	12	15	5	2	1	0	0	0	0	0	0	48
14:00	6	7	10	21	5	1	0	0	0	0	0	0	0	50
14:15	3	8	12	18	6	5	0	0	0	0	0	0	0	52
14:30	3	10	12	11	8	2	0	0	0	0	0	0	0	46
14:45	5	5	20	14	10	5	0	0	0	0	0	0	0	59
15:00	14	17	21	17	4	0	0	0	0	0	0	0	0	73
15:15	6	17	19	11	11	5	1	0	0	0	0	0	0	70
15:30	8	10	16	17	4	1	0	0	0	0	0	0	0	56
15:45	2	7	14	16	5	1	0	0	0	0	0	0	0	45
16:00	2	4	13	17	15	3	2	0	0	0	0	0	0	56
16:15	8	14	10	9	11	1	0	0	0	0	0	0	0	53
16:30	5	9	21	9	11	3	0	0	0	0	0	0	0	58
16:45	6	8	10	16	4	3	1	0	0	0	0	0	0	48
17:00	13	13	14	14	5	4	0	0	0	0	0	0	0	63
17:15	18	14	17	14	1	5	0	0	0	0	0	0	0	69
17:30	5	10	17	10	2	1	0	0	0	0	0	0	0	45
17:45	6	5	14	14	9	1	0	0	0	0	0	0	0	49
18:00	6	7	18	10	7	0	0	0	0	0	0	0	0	48
18:15	6	5	12	14	2	1	0	0	0	0	0	0	0	40
18:30	7	5	9	9	7	0	0	0	0	0	0	0	0	37
18:45	5	4	13	13	3	2	0	0	0	0	0	0	0	40
19:00	1	4	11	14	1	0	0	0	0	0	0	0	0	31
19:15	0	5	11	6	11	0	0	0	0	0	0	0	0	33
19:30	1	5	5	10	4	4	0	0	0	0	0	0	0	29
19:45	2	3	12	15	2	0	0	0	0	0	0	0	0	34
20:00	0	2	4	3	5	1	0	0	0	0	0	0	0	15
20:15	0	3	8	4	2	1	0	0	0	0	0	0	0	18
20:30	1	5	6	8	2	0	0	0	0	0	0	0	0	22
20:45	0	1	4	7	7	0	0	1	0	0	0	0	0	20
21:00	1	1	3	6	2	1	0	0	0	0	0	0	0	14
21:15	0	3	5	5	1	1	0	0	0	0	0	0	0	15
21:30	1	0	6	5	5	0	0	0	0	0	0	0	0	17
21:45	0	4	4	2	1	0	0	0	0	0	0	0	0	11
22:00	0	0	3	5	1	0	1	0	0	0	0	0	0	10
22:15	0	3	2	3	2	1	0	0	0	0	0	0	0	11
22:30	0	0	0	4	3	0	0	0	0	0	0	0	0	7
22:45	0	0	4	7	0	0	0	1	0	0	0	0	0	12
23:00	0	1	4	3	3	0	0	0	0	0	0	0	0	11
23:15	0	1	3	1	1	0	0	0	0	0	0	0	0	6
23:30	0	0	2	1	2	0	0	0	0	0	0	0	0	5
23:45	0	1	0	2	1	0	0	0	0	0	0	0	0	4
Totals	284	428	753	694	349	94	11	3	1					2617
% of Totals	11%	16%	29%	27%	13%	4%	0%	0%	0%					100%

AM Volumes	97	144	267	228	133	30	4	1	1	0	0	0	0	905
% AM	4%	6%	10%	9%	5%	1%	0%	0%	0%					35%
AM Peak Hour	7:30	7:30	11:30	7:45	9:30	9:00	5:30	5:15	9:45					7:30
Volume	35	42	63	53	31	11	2	1	1					208
PM Volumes	187	284	486	466	216	64	7	2	0	0	0	0	0	1712
% PM	7%	11%	19%	18%	8%	2%	0%	0%						65%
PM Peak Hour	16:30	15:00	14:45	13:30	15:45	16:30	15:15	20:00						14:45
Volume	42	51	76	65	42	15	3	1						258

Directional Peak Periods	AM 7-9			NOON 12-2			PM 4-6			Off Peak Volumes		
All Classes	Volume	⟷	%	Volume	⟷	%	Volume	⟷	%	Volume	⟷	%
	310		12%	330		13%	441		17%	1536		59%

Street Name	Direction	Percentiles					
		15th	50th	Average	85th	95th	ADT
W Verdugo Ave	East Bound	16	24	24	31	35	2617
W Verdugo Ave	West Bound	22	27	27	31	34	2475

Prepared by National Data & Surveying Services

SPEED

W Verdugo Ave Bet. S Glenwood Pl & Victory Blvd

Day: Tuesday
Date: 1/18/2022

City: Burbank
Project #: CA22_020022_034w

West Bound

Time	< 15	15 - 19	20 - 24	25 - 29	30 - 34	35 - 39	40 - 44	45 - 49	50 - 54	55 - 59	60 - 64	65 - 69	70 +	Total
0:00 AM	0	0	1	2	1	0	0	0	0	0	0	0	0	4
0:15	0	0	0	0	0	0	0	0	0	0	0	0	0	0
0:30	0	0	1	2	1	0	0	0	0	0	0	0	0	4
0:45	0	0	2	2	1	0	0	0	0	0	0	0	0	5
1:00	0	0	1	1	0	0	0	0	0	0	0	0	0	2
1:15	0	0	0	0	0	0	0	0	0	0	0	0	0	0
1:30	0	0	1	1	0	0	0	0	0	0	0	0	0	2
1:45	0	0	0	2	1	0	0	0	0	0	0	0	0	3
2:00	0	0	1	1	0	0	0	0	0	0	0	0	0	2
2:15	0	0	0	0	0	0	0	0	0	0	0	0	0	0
2:30	0	0	0	0	0	0	0	0	0	0	0	0	0	0
2:45	0	0	1	1	0	0	0	0	0	0	0	0	0	2
3:00	0	0	0	0	0	0	0	0	0	0	0	0	0	0
3:15	0	0	0	0	0	0	0	0	0	0	0	0	0	0
3:30	0	0	1	1	0	0	0	0	0	0	0	0	0	2
3:45	0	0	0	0	0	0	0	0	0	0	0	0	0	0
4:00	0	0	0	0	0	0	0	0	0	0	0	0	0	0
4:15	0	0	1	1	0	0	0	0	0	0	0	0	0	2
4:30	0	0	0	0	0	0	0	0	0	0	0	0	0	0
4:45	0	0	0	0	0	0	0	0	0	0	0	0	0	0
5:00	0	0	2	3	1	0	0	0	0	0	0	0	0	6
5:15	0	0	1	2	1	0	0	0	0	0	0	0	0	4
5:30	0	0	3	5	2	0	0	0	0	0	0	0	0	10
5:45	0	1	4	7	3	0	0	0	0	0	0	0	0	15
6:00	0	0	3	5	2	0	0	0	0	0	0	0	0	10
6:15	0	0	4	6	1	0	0	0	0	0	0	0	0	11
6:30	0	1	4	7	2	0	0	0	0	0	0	0	0	14
6:45	0	2	9	15	5	1	0	0	0	0	0	0	0	32
7:00	0	1	7	11	4	0	0	0	0	0	0	0	0	23
7:15	0	1	10	17	6	1	0	0	0	0	0	0	0	35
7:30	0	2	24	38	7	2	0	0	0	0	0	0	0	73
7:45	0	5	26	42	8	1	0	0	0	0	0	0	0	82
8:00	0	0	14	18	5	3	0	0	0	0	0	0	0	40
8:15	1	1	7	26	7	1	0	0	0	0	0	0	0	43
8:30	0	2	12	27	11	0	0	0	0	0	0	0	0	52
8:45	0	1	9	21	7	3	0	0	0	0	0	0	0	41
9:00	1	2	19	15	4	1	0	0	0	0	0	0	0	42
9:15	0	3	13	19	9	1	0	0	0	0	0	0	0	45
9:30	0	0	9	18	4	0	0	0	0	0	0	0	0	31
9:45	0	1	8	23	8	3	0	0	0	0	0	0	0	43
10:00	0	2	4	25	5	1	0	0	0	0	0	0	0	37
10:15	0	1	9	17	8	0	0	0	0	0	0	0	0	35
10:30	1	1	17	18	9	2	0	0	0	0	0	0	0	48
10:45	0	3	10	14	7	1	0	0	0	0	0	0	0	35
11:00	1	1	9	16	8	2	0	0	0	0	0	0	0	37
11:15	0	2	10	17	7	3	0	0	1	0	0	0	0	40
11:30	0	0	18	18	5	2	0	0	0	0	0	0	0	43
11:45	0	2	7	23	4	1	0	0	0	0	0	0	0	37
12:00 PM	1	3	13	14	16	2	0	0	0	0	0	0	0	49
12:15	1	1	14	16	5	1	0	0	0	0	0	0	0	38
12:30	0	0	10	19	11	0	0	0	0	0	0	0	0	40
12:45	1	0	6	15	7	0	0	0	0	0	0	0	0	29
13:00	2	1	13	17	9	1	1	0	0	0	0	0	0	44
13:15	1	0	8	18	4	0	0	1	0	0	0	0	0	32
13:30	0	1	12	19	10	0	0	1	0	0	0	0	0	43
13:45	0	1	10	20	12	0	0	0	0	0	0	0	0	43
14:00	0	2	6	28	12	1	0	0	0	0	0	0	0	49
14:15	0	1	12	19	9	1	1	0	0	0	0	0	0	43
14:30	0	3	16	18	7	2	0	0	0	0	0	0	0	46
14:45	1	2	32	25	9	3	0	1	0	0	0	0	0	73
15:00	1	3	22	37	5	1	0	0	0	0	0	0	0	69
15:15	0	1	14	27	1	3	0	0	0	0	0	0	0	46
15:30	0	7	15	21	7	1	0	0	0	0	0	0	0	51
15:45	0	0	12	22	6	0	0	0	0	0	0	0	0	40
16:00	0	1	4	8	7	3	1	0	0	0	0	0	0	24
16:15	1	3	15	22	5	0	0	0	0	0	0	0	0	46
16:30	3	4	13	15	11	2	0	0	0	0	0	0	0	48
16:45	0	5	17	18	6	0	0	0	0	0	0	0	0	46
17:00	0	3	12	28	7	4	1	0	0	0	0	0	0	55
17:15	0	1	13	23	8	2	0	0	0	0	0	0	0	47
17:30	3	1	10	26	5	0	0	0	0	0	0	0	0	45
17:45	0	0	15	18	9	0	1	0	0	0	0	0	0	43
18:00	1	0	12	8	7	3	0	0	0	0	0	0	0	31
18:15	0	0	10	16	4	2	1	0	0	0	0	0	0	33
18:30	0	0	9	17	6	1	0	0	0	0	0	0	0	33
18:45	0	0	3	27	7	0	0	0	0	0	0	0	0	37
19:00	0	4	8	18	3	0	0	0	0	0	0	0	0	33
19:15	0	0	6	8	6	0	0	0	0	0	0	0	0	20
19:30	1	0	5	5	3	0	0	0	0	0	0	0	0	14
19:45	0	1	7	12	4	1	0	0	0	0	0	0	0	25
20:00	0	0	6	8	2	0	0	0	0	0	0	0	0	16
20:15	0	1	9	9	3	0	0	1	0	0	0	0	0	23
20:30	0	0	2	7	2	1	0	0	0	0	0	0	0	12
20:45	0	1	7	5	3	0	0	0	0	0	0	0	0	16
21:00	0	0	4	6	2	1	0	0	0	0	0	0	0	13
21:15	0	0	6	9	1	1	0	0	0	0	0	0	0	17
21:30	0	0	0	7	3	0	0	0	0	0	0	0	0	10
21:45	0	0	4	1	0	0	0	0	0	0	0	0	0	5
22:00	0	1	2	5	3	0	0	0	0	0	0	0	0	11
22:15	0	1	5	7	1	1	0	0	0	0	0	0	0	15
22:30	0	0	2	4	1	0	0	0	0	0	0	0	0	7
22:45	0	0	1	2	2	0	0	0	0	0	0	0	0	5
23:00	0	0	2	6	0	0	0	0	0	0	0	0	0	8
23:15	0	0	1	3	0	0	0	0	0	0	0	0	0	4
23:30	0	0	0	2	0	0	0	0	0	0	0	0	0	2
23:45	0	1	1	0	1	1	0	0	0	0	0	0	0	4
Totals	21	89	703	1172	406	68	6	4	1					2475
% of Totals	1%	4%	29%	47%	16%	3%	0%	0%	0%					100%

AM Volumes	4	35	282	487	154	29	0	0	1	0	0	0	0	992
% AM	0%	1%	11%	20%	6%	1%			0%					40%
AM Peak Hour	8:15	7:00	7:15	7:30	11:45	10:30			10:30					7:30
Volume	2	9	74	124	36	8			1					238
PM Volumes	17	54	421	685	252	39	6	4	0	0	0	0	0	1483
% PM	1%	2%	17%	28%	10%	2%	0%	0%						60%
PM Peak Hour	12:15	16:15	14:30	14:45	13:30	14:30	17:00	12:45						14:45
Volume	4	15	84	110	43	9	2	2						239

Directional Peak Periods	AM 7-9			NOON 12-2			PM 4-6			Off Peak Volumes		
All Classes	Volume	⟷	%	Volume	⟷	%	Volume	⟷	%	Volume	⟷	%
	389		16%	318		13%	354		14%	1414		57%

Street Name	Direction	Percentiles					
		15th	50th	Average	85th	95th	ADT
W Verdugo Ave	East Bound	16	24	24	31	35	2617
W Verdugo Ave	West Bound	22	27	27	31	34	2475

Prepared by National Data & Surveying Services

SPEED

W Verdugo Ave Bet. S Glenwood Pl & Victory Blvd

Day: Tuesday
Date: 1/18/2022

City: Burbank
Project #: CA22_020022_034

Summary

Time	< 15	15 - 19	20 - 24	25 - 29	30 - 34	35 - 39	40 - 44	45 - 49	50 - 54	55 - 59	60 - 64	65 - 69	70 +	Total
0:00 AM	0	0	2	4	3	0	0	0	0	0	0	0	0	9
0:15	0	0	0	0	0	0	0	0	0	0	0	0	0	0
0:30	0	0	4	3	3	0	0	0	0	0	0	0	0	10
0:45	0	2	2	2	1	0	0	0	0	0	0	0	0	7
1:00	0	3	2	3	0	0	0	0	0	0	0	0	0	8
1:15	0	0	1	0	1	0	0	0	0	0	0	0	0	2
1:30	0	0	3	2	0	0	0	0	0	0	0	0	0	5
1:45	0	0	1	3	1	0	0	0	0	0	0	0	0	5
2:00	0	0	2	2	0	0	0	0	0	0	0	0	0	4
2:15	0	0	0	0	2	0	0	0	0	0	0	0	0	2
2:30	0	0	0	1	2	0	0	0	0	0	0	0	0	3
2:45	0	0	1	4	0	0	0	0	0	0	0	0	0	5
3:00	0	0	0	0	0	0	0	0	0	0	0	0	0	0
3:15	0	0	0	1	1	0	0	0	0	0	0	0	0	2
3:30	0	0	1	2	0	0	0	0	0	0	0	0	0	3
3:45	0	0	0	2	0	0	0	0	0	0	0	0	0	2
4:00	0	0	1	0	0	0	0	0	0	0	0	0	0	1
4:15	0	0	1	2	1	0	0	0	0	0	0	0	0	4
4:30	0	0	1	2	0	0	0	0	0	0	0	0	0	3
4:45	0	0	2	5	2	0	0	0	0	0	0	0	0	9
5:00	0	0	4	4	2	0	0	0	0	0	0	0	0	10
5:15	0	1	1	2	2	0	0	0	0	0	0	0	0	6
5:30	0	0	3	7	3	0	0	0	0	0	0	0	0	13
5:45	0	2	6	11	3	1	0	0	0	0	0	0	0	23
6:00	0	0	5	6	5	0	0	1	0	0	0	0	0	17
6:15	1	1	7	12	3	0	2	0	0	0	0	0	0	26
6:30	0	1	8	8	5	0	0	0	0	0	0	0	0	22
6:45	0	4	14	19	7	1	0	0	0	0	0	0	0	45
7:00	0	4	16	18	7	0	0	0	0	0	0	0	0	45
7:15	1	5	18	20	10	1	1	0	0	0	0	0	0	56
7:30	5	9	35	44	9	2	0	0	0	0	0	0	0	104
7:45	13	28	48	63	13	1	0	0	0	0	0	0	0	166
8:00	13	7	25	34	14	4	0	0	0	0	0	0	0	97
8:15	5	6	20	33	12	3	0	0	0	0	0	0	0	79
8:30	4	5	20	36	17	1	0	0	0	0	0	0	0	83
8:45	6	8	17	24	11	3	0	0	0	0	0	0	0	69
9:00	12	7	29	26	7	4	0	0	0	0	0	0	0	85
9:15	5	9	26	25	13	2	1	0	0	0	0	0	0	81
9:30	2	7	19	24	14	2	0	0	0	0	0	0	0	68
9:45	0	3	11	34	12	8	0	0	0	0	0	0	0	68
10:00	3	9	14	36	15	3	0	0	0	0	0	0	0	80
10:15	0	6	24	25	15	1	0	0	0	0	0	0	0	71
10:30	4	6	31	32	12	2	0	0	1	0	0	0	0	88
10:45	2	16	22	23	11	1	0	0	0	0	0	0	0	75
11:00	3	10	20	25	17	5	0	0	0	0	0	0	0	80
11:15	2	7	23	23	14	7	0	0	1	0	0	0	0	77
11:30	14	5	31	31	8	5	0	0	0	0	0	0	0	94
11:45	6	8	28	32	9	2	0	0	0	0	0	0	0	85
12:00 PM	10	14	25	18	19	5	0	0	0	0	0	0	0	91
12:15	4	13	31	27	10	3	0	0	0	0	0	0	0	88
12:30	4	7	22	24	15	0	0	0	0	0	0	0	0	72
12:45	3	3	14	30	8	0	0	0	0	0	0	0	0	58
13:00	6	5	20	30	12	3	1	0	0	0	0	0	0	77
13:15	11	12	23	25	10	2	0	1	0	0	0	0	0	84
13:30	6	10	26	30	13	0	1	1	0	0	0	0	0	87
13:45	8	6	22	35	17	2	1	0	0	0	0	0	0	91
14:00	6	9	16	49	17	2	0	0	0	0	0	0	0	99
14:15	3	9	24	37	15	6	1	0	0	0	0	0	0	95
14:30	3	13	28	29	15	4	0	0	0	0	0	0	0	92
14:45	6	7	52	39	19	8	0	1	0	0	0	0	0	132
15:00	15	20	43	54	9	1	0	0	0	0	0	0	0	142
15:15	6	18	33	38	12	8	1	0	0	0	0	0	0	116
15:30	8	17	31	38	11	2	0	0	0	0	0	0	0	107
15:45	2	7	26	38	11	1	0	0	0	0	0	0	0	85
16:00	2	5	17	25	22	6	3	0	0	0	0	0	0	80
16:15	9	17	25	31	16	1	0	0	0	0	0	0	0	99
16:30	8	13	34	24	22	5	0	0	0	0	0	0	0	106
16:45	6	13	27	34	10	3	1	0	0	0	0	0	0	94
17:00	13	16	26	42	12	8	1	0	0	0	0	0	0	118
17:15	18	15	30	37	9	7	0	0	0	0	0	0	0	116
17:30	8	11	27	36	7	1	0	0	0	0	0	0	0	90
17:45	6	5	29	32	18	1	1	0	0	0	0	0	0	92
18:00	7	7	30	18	14	3	0	0	0	0	0	0	0	79
18:15	6	5	22	30	6	3	1	0	0	0	0	0	0	73
18:30	7	5	18	26	13	1	0	0	0	0	0	0	0	70
18:45	5	4	16	40	10	2	0	0	0	0	0	0	0	77
19:00	1	8	19	32	4	0	0	0	0	0	0	0	0	64
19:15	0	5	17	14	17	0	0	0	0	0	0	0	0	53
19:30	2	5	10	15	7	4	0	0	0	0	0	0	0	43
19:45	2	4	19	27	6	1	0	0	0	0	0	0	0	59
20:00	0	2	10	11	7	1	0	0	0	0	0	0	0	31
20:15	0	4	17	13	5	1	0	1	0	0	0	0	0	41
20:30	1	5	8	15	4	1	0	0	0	0	0	0	0	34
20:45	0	2	11	12	10	0	0	1	0	0	0	0	0	36
21:00	1	1	7	12	4	2	0	0	0	0	0	0	0	27
21:15	0	3	11	14	2	2	0	0	0	0	0	0	0	32
21:30	1	0	6	12	8	0	0	0	0	0	0	0	0	27
21:45	0	4	8	3	1	0	0	0	0	0	0	0	0	16
22:00	0	1	5	10	4	0	1	0	0	0	0	0	0	21
22:15	0	4	7	10	3	2	0	0	0	0	0	0	0	26
22:30	0	0	2	8	4	0	0	0	0	0	0	0	0	14
22:45	0	0	5	9	2	0	0	1	0	0	0	0	0	17
23:00	0	1	6	9	3	0	0	0	0	0	0	0	0	19
23:15	0	1	4	4	1	0	0	0	0	0	0	0	0	10
23:30	0	0	2	3	2	0	0	0	0	0	0	0	0	7
23:45	0	2	1	2	2	1	0	0	0	0	0	0	0	8
Totals	305	517	1461	1866	755	162	17	7	2					5092
% of Totals	6%	10%	29%	37%	15%	3%	0%	0%	0%					100%

AM Volumes	101	179	548	715	287	59	4	1	2	0	0	0	0	1897
% AM	2%	4%	11%	14%	6%	1%	0%	0%	0%					37%
AM Peak Hour	7:30	7:30	7:30	7:30	7:45	11:00	5:30	5:15	10:30					7:30
Volume	36	50	128	174	56	19	2	1	2					446
PM Volumes	204	338	912	1151	468	103	13	6	0	0	0	0	0	3195
% PM	4%	7%	18%	23%	9%	2%	0%	0%						63%
PM Peak Hour	16:30	14:45	14:45	14:45	15:45	16:30	15:15	12:45						14:45
Volume	45	62	159	169	71	23	4	2						497

Directional Peak Periods	AM 7-9			NOON 12-2			PM 4-6			Off Peak Volumes		
All Classes	Volume	↔	%	Volume	↔	%	Volume	↔	%	Volume	↔	%
	699	↔	14%	648	↔	13%	795	↔	16%	2950	↔	58%

Street Name	Direction	Percentiles					
		15th	50th	Average	85th	95th	ADT
W Verdugo Ave	Summary	19	26	25	31	35	5092

Prepared by National Data & Surveying Services

SPEED

W Verdugo Ave Bet. S Glenwood Pl & Victory Blvd

Day: Tuesday
Date: 1/18/2022

City: Burbank
Project #: CA22_020022_034e

East Bound

Time	< 15	15 - 19	20 - 24	25 - 29	30 - 34	35 - 39	40 - 44	45 - 49	50 - 54	55 - 59	60 - 64	65 - 69	70 +	Total
0:00 AM	0	2	4	3	4	0	0	0	0	0	0	0	0	13
1:00	0	3	5	4	1	0	0	0	0	0	0	0	0	13
2:00	0	0	1	5	4	0	0	0	0	0	0	0	0	10
3:00	0	0	0	4	1	0	0	0	0	0	0	0	0	5
4:00	0	0	4	8	3	0	0	0	0	0	0	0	0	15
5:00	0	2	4	7	3	1	0	0	0	0	0	0	0	17
6:00	1	3	14	12	10	0	2	1	0	0	0	0	0	43
7:00	19	37	50	37	14	0	1	0	0	0	0	0	0	158
8:00	27	22	40	35	24	4	0	0	0	0	0	0	0	152
9:00	18	20	36	34	21	11	1	0	0	0	0	0	0	141
10:00	8	30	51	42	24	3	0	0	1	0	0	0	0	159
11:00	24	25	58	37	24	11	0	0	0	0	0	0	0	179
12:00 PM	18	33	49	35	13	5	0	0	0	0	0	0	0	153
13:00	28	30	48	46	17	6	2	0	0	0	0	0	0	177
14:00	17	30	54	64	29	13	0	0	0	0	0	0	0	207
15:00	30	51	70	61	24	7	1	0	0	0	0	0	0	244
16:00	21	35	54	51	41	10	3	0	0	0	0	0	0	215
17:00	42	42	62	52	17	11	0	0	0	0	0	0	0	226
18:00	24	21	52	46	19	3	0	0	0	0	0	0	0	165
19:00	4	17	39	45	18	4	0	0	0	0	0	0	0	127
20:00	1	11	22	22	16	2	0	1	0	0	0	0	0	75
21:00	2	8	18	18	9	2	0	0	0	0	0	0	0	57
22:00	0	3	9	19	6	1	1	1	0	0	0	0	0	40
23:00	0	3	9	7	7	0	0	0	0	0	0	0	0	26
Totals	284	428	753	694	349	94	11	3	1					2617
% of Totals	11%	16%	29%	27%	13%	4%	0%	0%	0%					100%

AM Volumes	97	144	267	228	133	30	4	1	1	0	0	0	0	905
% AM	4%	6%	10%	9%	5%	1%	0%	0%	0%					35%
AM Peak Hour	8:00	7:00	11:00	10:00	8:00	9:00	6:00	6:00	10:00					11:00
Volume	27	37	58	42	24	11	2	1	1					179
PM Volumes	187	284	486	466	216	64	7	2	0	0	0	0	0	1712
% PM	7%	11%	19%	18%	8%	2%	0%	0%						65%
PM Peak Hour	17:00	15:00	15:00	14:00	16:00	14:00	16:00	20:00						15:00
Volume	42	51	70	64	41	13	3	1						244

Directional Peak Periods	AM 7-9			NOON 12-2			PM 4-6			Off Peak Volumes		
All Speeds	Volume	↔	%	Volume	↔	%	Volume	↔	%	Volume	↔	%
	310		12%	330		13%	441		17%	1536		59%

Street Name	Direction	Percentiles					
		15th	50th	Average	85th	95th	ADT
W Verdugo Ave	East Bound	16	24	24	31	35	2617
W Verdugo Ave	West Bound	22	27	27	31	34	2475

Prepared by National Data & Surveying Services

SPEED

W Verdugo Ave Bet. S Glenwood Pl & Victory Blvd

Day: Tuesday
Date: 1/18/2022

City: Burbank
Project #: CA22_020022_034w

West Bound

Time	< 15	15 - 19	20 - 24	25 - 29	30 - 34	35 - 39	40 - 44	45 - 49	50 - 54	55 - 59	60 - 64	65 - 69	70 +	Total
0:00 AM	0	0	4	6	3	0	0	0	0	0	0	0	0	13
1:00	0	0	2	4	1	0	0	0	0	0	0	0	0	7
2:00	0	0	2	2	0	0	0	0	0	0	0	0	0	4
3:00	0	0	1	1	0	0	0	0	0	0	0	0	0	2
4:00	0	0	1	1	0	0	0	0	0	0	0	0	0	2
5:00	0	1	10	17	7	0	0	0	0	0	0	0	0	35
6:00	0	3	20	33	10	1	0	0	0	0	0	0	0	67
7:00	0	9	67	108	25	4	0	0	0	0	0	0	0	213
8:00	1	4	42	92	30	7	0	0	0	0	0	0	0	176
9:00	1	6	49	75	25	5	0	0	0	0	0	0	0	161
10:00	1	7	40	74	29	4	0	0	0	0	0	0	0	155
11:00	1	5	44	74	24	8	0	0	1	0	0	0	0	157
12:00 PM	3	4	43	64	39	3	0	0	0	0	0	0	0	156
13:00	3	3	43	74	35	1	1	2	0	0	0	0	0	162
14:00	1	8	66	90	37	7	1	1	0	0	0	0	0	211
15:00	1	11	63	107	19	5	0	0	0	0	0	0	0	206
16:00	4	13	49	63	29	5	1	0	0	0	0	0	0	164
17:00	3	5	50	95	29	6	2	0	0	0	0	0	0	190
18:00	1	0	34	68	24	6	1	0	0	0	0	0	0	134
19:00	1	5	26	43	16	1	0	0	0	0	0	0	0	92
20:00	0	2	24	29	10	1	0	1	0	0	0	0	0	67
21:00	0	0	14	23	6	2	0	0	0	0	0	0	0	45
22:00	0	2	10	18	7	1	0	0	0	0	0	0	0	38
23:00	0	1	4	11	1	1	0	0	0	0	0	0	0	18
Totals	21	89	708	1172	406	68	6	4	1					2475
% of Totals	1%	4%	29%	47%	16%	3%	0%	0%	0%					100%

AM Volumes	4	35	282	487	154	29	0	0	1	0	0	0	0	992
% AM	0%	1%	11%	20%	6%	1%			0%					40%
AM Peak Hour	8:00	7:00	7:00	7:00	8:00	11:00			11:00					7:00
Volume	1	9	67	108	30	8			1					213
PM Volumes	17	54	426	685	252	39	6	4	0	0	0	0	0	1483
% PM	1%	2%	17%	28%	10%	2%	0%	0%						60%
PM Peak Hour	16:00	16:00	14:00	15:00	12:00	14:00	17:00	13:00						14:00
Volume	4	13	66	107	39	7	2	2						211

Directional Peak Periods	AM 7-9			NOON 12-2			PM 4-6			Off Peak Volumes		
All Speeds	Volume		%	Volume		%	Volume		%	Volume		%
	389	↔	16%	318	↔	13%	354	↔	14%	1414	↔	57%

Street Name	Direction	Percentiles					
		15th	50th	Average	85th	95th	ADT
W Verdugo Ave	East Bound	16	24	24	31	35	2617
W Verdugo Ave	West Bound	22	27	27	31	34	2475

Prepared by National Data & Surveying Services

SPEED

W Verdugo Ave Bet. S Glenwood Pl & Victory Blvd

Day: Tuesday
Date: 1/18/2022

City: Burbank
Project #: CA22_020022_034

Summary

Time	< 15	15 - 19	20 - 24	25 - 29	30 - 34	35 - 39	40 - 44	45 - 49	50 - 54	55 - 59	60 - 64	65 - 69	70 +	Total
0:00 AM	0	2	8	9	7	0	0	0	0	0	0	0	0	26
1:00	0	3	7	8	2	0	0	0	0	0	0	0	0	20
2:00	0	0	3	7	4	0	0	0	0	0	0	0	0	14
3:00	0	0	1	5	1	0	0	0	0	0	0	0	0	7
4:00	0	0	5	9	3	0	0	0	0	0	0	0	0	17
5:00	0	3	14	24	10	1	0	0	0	0	0	0	0	52
6:00	1	6	34	45	20	1	2	1	0	0	0	0	0	110
7:00	19	46	117	145	39	4	1	0	0	0	0	0	0	371
8:00	28	26	82	127	54	11	0	0	0	0	0	0	0	328
9:00	19	26	85	109	46	16	1	0	0	0	0	0	0	302
10:00	9	37	91	116	53	7	0	0	1	0	0	0	0	314
11:00	25	30	102	111	48	19	0	0	1	0	0	0	0	336
12:00 PM	21	37	92	99	52	8	0	0	0	0	0	0	0	309
13:00	31	33	91	120	52	7	3	2	0	0	0	0	0	339
14:00	18	38	120	154	66	20	1	1	0	0	0	0	0	418
15:00	31	62	133	168	43	12	1	0	0	0	0	0	0	450
16:00	25	48	103	114	70	15	4	0	0	0	0	0	0	379
17:00	45	47	112	147	46	17	2	0	0	0	0	0	0	416
18:00	25	21	86	114	43	9	1	0	0	0	0	0	0	299
19:00	5	22	65	88	34	5	0	0	0	0	0	0	0	219
20:00	1	13	46	51	26	3	0	2	0	0	0	0	0	142
21:00	2	8	32	41	15	4	0	0	0	0	0	0	0	102
22:00	0	5	19	37	13	2	1	1	0	0	0	0	0	78
23:00	0	4	13	18	8	1	0	0	0	0	0	0	0	44
Totals	305	517	1461	1866	755	162	17	7	2					5092
% of Totals	6%	10%	29%	37%	15%	3%	0%	0%	0%					100%

AM Volumes	101	179	549	715	287	59	4	1	2	0	0	0	0	1897
% AM	2%	4%	11%	14%	6%	1%	0%	0%	0%					37%
AM Peak Hour	8:00	7:00	7:00	7:00	8:00	11:00	6:00	6:00	10:00					7:00
Volume	28	46	117	145	54	19	2	1	1					371
PM Volumes	204	338	912	1151	468	103	13	6	0	0	0	0	0	3195
% PM	4%	7%	18%	23%	9%	2%	0%	0%						63%
PM Peak Hour	17:00	15:00	15:00	15:00	16:00	14:00	16:00	13:00						15:00
Volume	45	62	133	168	70	20	4	2						450

Directional Peak Periods	AM 7-9			NOON 12-2			PM 4-6			Off Peak Volumes		
All Speeds	Volume	↔	%	Volume	↔	%	Volume	↔	%	Volume	↔	%
	699		14%	648		13%	795		16%	2950		58%

Street Name	Direction	Percentiles					
		15th	50th	Average	85th	95th	ADT
W Verdugo Ave	Summary	19	26	25	31	35	5092

Prepared by NDS/ATD

Prepared by National Data & Surveying Services

VOLUME

W Verdugo Ave Bet. S Glenwood Pl & Victory Blvd

Day: Tuesday
Date: 1/18/2022

City: Burbank
Project #: CA22_020022_034

DAILY TOTALS	NB	SB	EB	WB	Total
	0	0	2,617	2,475	5,092

AM Period	NB		SB		EB		WB		TOTAL	
0:00	0		0		5		4		9	
0:15	0		0		0		0			
0:30	0		0		6		4		10	
0:45	0		0		2	13	5	13	7	26
1:00	0		0		6		2		8	
1:15	0		0		2		0		2	
1:30	0		0		3		2		5	
1:45	0		0		2	13	3	7	5	20
2:00	0		0		2		2		4	
2:15	0		0		2		0		2	
2:30	0		0		3		0		3	
2:45	0		0		3	10	2	4	5	14
3:00	0		0		0		0			
3:15	0		0		2		0		2	
3:30	0		0		1		2		3	
3:45	0		0		2	5	0	2	2	7
4:00	0		0		1		0		1	
4:15	0		0		2		2		4	
4:30	0		0		3		0		3	
4:45	0		0		9	15	0	2	9	17
5:00	0		0		4		6		10	
5:15	0		0		2		4		6	
5:30	0		0		3		10		13	
5:45	0		0		8	17	15	35	23	52
6:00	0		0		7		10		17	
6:15	0		0		15		11		26	
6:30	0		0		8		14		22	
6:45	0		0		13	43	32	67	45	110
7:00	0		0		22		23		45	
7:15	0		0		21		35		56	
7:30	0		0		31		73		104	
7:45	0		0		84	158	82	213	166	371
8:00	0		0		57		40		97	
8:15	0		0		36		43		79	
8:30	0		0		31		52		83	
8:45	0		0		28	152	41	176	69	328
9:00	0		0		43		42		85	
9:15	0		0		36		45		81	
9:30	0		0		37		31		68	
9:45	0		0		25	141	43	161	68	302
10:00	0		0		43		37		80	
10:15	0		0		36		35		71	
10:30	0		0		40		48		88	
10:45	0		0		40	159	35	155	75	314
11:00	0		0		43		37		80	
11:15	0		0		37		40		77	
11:30	0		0		51		43		94	
11:45	0		0		48	179	37	157	85	336
TOTALS						905		992		**1897**
SPLIT %						47.7%		52.3%		**37.3%**

PM Period	NB		SB		EB		WB		TOTAL	
12:00	0		0		42		49		91	
12:15	0		0		50		38		88	
12:30	0		0		32		40		72	
12:45	0		0		29	153	29	156	58	309
13:00	0		0		33		44		77	
13:15	0		0		52		32		84	
13:30	0		0		44		43		87	
13:45	0		0		48	177	43	162	91	339
14:00	0		0		50		49		99	
14:15	0		0		52		43		95	
14:30	0		0		46		46		92	
14:45	0		0		59	207	73	211	132	418
15:00	0		0		73		69		142	
15:15	0		0		70		46		116	
15:30	0		0		56		51		107	
15:45	0		0		45	244	40	206	85	450
16:00	0		0		56		24		80	
16:15	0		0		53		46		99	
16:30	0		0		58		48		106	
16:45	0		0		48	215	46	164	94	379
17:00	0		0		63		55		118	
17:15	0		0		69		47		116	
17:30	0		0		45		45		90	
17:45	0		0		49	226	43	190	92	416
18:00	0		0		48		31		79	
18:15	0		0		40		33		73	
18:30	0		0		37		33		70	
18:45	0		0		40	165	37	134	77	299
19:00	0		0		31		33		64	
19:15	0		0		33		20		53	
19:30	0		0		29		14		43	
19:45	0		0		34	127	25	92	59	219
20:00	0		0		15		16		31	
20:15	0		0		18		23		41	
20:30	0		0		22		12		34	
20:45	0		0		20	75	16	67	36	142
21:00	0		0		14		13		27	
21:15	0		0		15		17		32	
21:30	0		0		17		10		27	
21:45	0		0		11	57	5	45	16	102
22:00	0		0		10		11		21	
22:15	0		0		11		15		26	
22:30	0		0		7		7		14	
22:45	0		0		12	40	5	38	17	78
23:00	0		0		11		8		19	
23:15	0		0		6		4		10	
23:30	0		0		5		2		7	
23:45	0		0		4	26	4	18	8	44
TOTALS						1712		1483		**3195**
SPLIT %						53.6%		46.4%		**62.7%**

DAILY TOTALS	NB	SB	EB	WB	Total
	0	0	2,617	2,475	5,092

AM Peak Hour			7:30	7:30	**7:30**
AM Pk Volume			208	238	**446**
Pk Hr Factor			0.619	0.726	**0.672**
7 - 9 Volume	0	0	310	389	**699**
7 - 9 Peak Hour			7:30	7:30	**7:30**
7 - 9 Pk Volume	0	0	208	238	**446**
Pk Hr Factor	0.000	0.000	0.619	0.726	**0.672**

PM Peak Hour			14:45	14:45	**14:45**
PM Pk Volume			258	239	**497**
Pk Hr Factor			0.884	0.818	**0.875**
4 - 6 Volume	0	0	441	354	**795**
4 - 6 Peak Hour			16:30	16:30	**16:30**
4 - 6 Pk Volume	0	0	238	196	**434**
Pk Hr Factor	0.000	0.000	0.862	0.891	**0.919**

Prepared by NDS/ATD

Project #: CA22_020022_034 **City:** Burbank

Location: W Verdugo Ave Bet. S Glenwood Pl & **Date:** 1/18/2022

Prepared by National Data & Surveying Services

SPEED

W Verdugo Ave Bet. S Glenwood Pl & Victory Blvd

Day: Wednesday
Date: 1/19/2022

City: Burbank
Project #: CA22_020022_034e

East Bound

Time	< 15	15 - 19	20 - 24	25 - 29	30 - 34	35 - 39	40 - 44	45 - 49	50 - 54	55 - 59	60 - 64	65 - 69	70 +	Total
0:00 AM	0	1	2	2	0	0	0	0	0	0	0	0	0	5
0:15	0	0	1	2	2	0	1	0	0	0	0	0	0	6
0:30	0	0	0	2	0	0	0	0	0	0	0	0	0	2
0:45	0	0	1	0	0	1	0	1	0	0	0	0	0	3
1:00	0	0	2	0	0	0	0	0	0	0	0	0	0	2
1:15	0	0	1	1	1	0	0	0	0	0	0	0	0	3
1:30	0	0	1	1	0	0	0	0	0	0	0	0	0	2
1:45	0	0	0	0	2	0	0	0	0	0	0	0	0	2
2:00	0	0	0	0	0	0	0	0	0	0	0	0	0	0
2:15	0	0	0	1	0	0	0	0	0	0	0	0	0	1
2:30	0	0	0	0	1	0	0	0	0	0	0	0	0	1
2:45	0	0	0	0	0	0	0	0	0	0	0	0	0	0
3:00	0	0	0	0	0	0	0	0	0	0	0	0	0	0
3:15	0	0	0	0	0	0	0	0	0	0	0	0	0	0
3:30	0	0	0	1	0	0	0	0	0	0	0	0	0	1
3:45	0	0	0	0	0	0	0	0	0	0	0	0	0	0
4:00	0	0	2	1	0	0	0	0	0	0	0	0	0	3
4:15	0	0	0	1	0	0	0	0	0	0	0	0	0	1
4:30	0	0	0	1	0	0	0	0	0	0	0	0	0	1
4:45	0	0	2	0	4	0	0	0	0	0	0	0	0	6
5:00	0	1	1	1	2	0	0	0	0	0	0	0	0	5
5:15	0	0	0	1	0	0	1	0	0	0	0	0	0	2
5:30	0	0	4	1	1	1	0	0	0	0	0	0	0	7
5:45	1	1	2	7	1	1	0	0	0	0	0	0	0	13
6:00	0	1	2	3	4	1	0	0	0	0	0	0	0	11
6:15	0	1	3	8	0	1	0	2	0	0	0	0	0	15
6:30	1	3	3	3	1	1	0	0	0	0	0	0	0	12
6:45	0	1	4	2	0	2	0	0	0	0	0	0	0	9
7:00	1	0	6	8	3	0	0	0	0	0	0	0	0	18
7:15	2	7	10	5	2	0	0	0	0	0	0	0	0	26
7:30	2	4	5	12	4	2	0	0	0	0	0	0	0	29
7:45	12	12	23	13	5	1	1	0	0	0	0	0	0	67
8:00	6	7	12	9	2	4	0	0	0	0	0	0	0	40
8:15	5	12	12	10	3	0	1	0	0	0	0	0	0	43
8:30	3	6	11	10	3	0	1	0	0	0	0	0	0	34
8:45	2	7	8	4	5	3	1	0	0	0	0	0	0	30
9:00	2	5	15	9	4	0	0	0	0	0	0	0	0	35
9:15	0	5	6	6	4	1	2	0	0	0	0	0	0	24
9:30	1	4	6	9	5	4	0	0	0	0	0	0	0	29
9:45	1	5	15	10	6	1	0	0	0	0	0	0	0	38
10:00	7	14	9	10	4	0	0	0	0	0	0	0	0	44
10:15	6	4	9	10	6	0	0	0	0	0	0	0	0	35
10:30	5	7	14	10	7	1	0	0	0	0	0	0	0	44
10:45	1	5	9	9	5	2	0	0	0	0	0	0	0	31
11:00	3	13	11	12	1	2	0	0	0	0	0	0	0	42
11:15	3	6	9	12	7	4	0	0	0	0	0	0	0	41
11:30	1	4	11	11	8	1	0	0	0	0	0	0	0	36
11:45	0	1	10	12	7	5	1	0	0	0	0	0	0	36
12:00 PM	3	3	16	9	10	1	0	0	0	0	0	0	0	42
12:15	0	7	11	16	7	0	0	0	0	0	0	0	0	41
12:30	1	9	16	9	2	0	1	0	0	0	0	0	0	38
12:45	3	4	12	10	8	2	0	0	0	0	0	0	0	39
13:00	4	7	16	6	5	3	0	0	0	0	0	0	0	41
13:15	2	4	11	16	3	0	0	0	0	0	0	0	0	36
13:30	9	9	9	12	6	0	1	0	0	0	0	0	0	46
13:45	5	5	20	11	5	0	0	0	0	0	0	0	0	46
14:00	6	3	16	12	10	0	1	0	0	0	0	0	0	48
14:15	6	9	15	13	7	0	0	0	0	0	0	0	0	50
14:30	4	9	20	4	2	0	2	0	0	0	0	0	0	41
14:45	6	5	16	7	4	0	0	0	0	0	0	0	0	38
15:00	9	13	24	13	6	2	0	0	0	0	0	0	0	67
15:15	5	16	18	15	8	0	0	0	0	0	0	0	0	62
15:30	10	8	16	11	5	3	0	0	0	0	0	0	0	53
15:45	10	8	10	13	4	3	0	1	0	0	0	0	0	49
16:00	4	8	13	11	10	1	2	0	0	0	0	0	0	49
16:15	6	10	11	17	5	4	0	0	0	0	0	0	0	53
16:30	7	12	14	11	6	0	0	0	0	0	0	0	0	50
16:45	5	9	15	15	4	2	2	0	0	0	0	0	0	52
17:00	4	13	12	13	5	2	0	0	0	0	0	0	0	49
17:15	2	4	17	17	9	1	0	0	0	0	0	0	0	50
17:30	5	15	15	14	10	1	0	0	0	0	0	0	0	60
17:45	9	10	14	11	3	0	0	0	0	0	0	0	0	47
18:00	3	11	17	12	8	1	0	0	0	0	0	0	0	52
18:15	2	8	9	7	4	2	0	0	0	0	0	0	0	32
18:30	2	7	20	10	1	0	0	0	0	0	0	0	0	40
18:45	1	6	13	4	6	1	0	0	0	0	0	0	0	31
19:00	1	6	11	7	8	1	0	0	0	0	0	0	0	34
19:15	5	7	9	15	1	1	1	0	0	0	0	0	0	39
19:30	4	2	12	10	4	1	0	0	0	0	0	0	0	33
19:45	2	5	3	8	1	1	0	1	0	0	0	0	0	21
20:00	0	1	3	10	3	2	0	0	0	0	0	0	0	19
20:15	0	2	5	6	8	0	0	0	0	0	0	0	0	21
20:30	0	5	6	6	8	1	0	0	0	0	0	0	0	26
20:45	0	0	11	7	6	0	0	0	0	0	0	0	0	24
21:00	0	4	9	9	2	0	0	0	0	0	0	0	0	24
21:15	0	1	3	7	0	0	0	0	0	0	0	0	0	11
21:30	0	0	6	4	3	0	0	0	0	0	0	0	0	13
21:45	0	0	5	4	2	0	0	0	0	0	0	0	0	11
22:00	0	0	0	5	0	0	1	0	0	0	0	0	0	6
22:15	0	1	2	1	4	0	1	0	0	0	0	0	0	9
22:30	0	0	1	0	2	1	0	0	0	0	0	0	0	4
22:45	0	0	1	1	0	1	0	0	0	0	0	0	0	3
23:00	0	1	1	1	2	0	0	0	0	0	0	0	0	5
23:15	1	1	2	3	0	1	0	0	0	0	0	0	0	8
23:30	0	1	0	3	0	1	0	0	0	0	0	0	0	5
23:45	0	0	0	1	0	1	0	0	0	0	0	0	0	2
Totals	211	406	743	657	327	80	21	5						2455
% of Totals	9%	17%	30%	27%	13%	3%	1%	0%						100%

AM Volumes	65	137	242	230	110	39	9	3	0	0	0	0	0	835
% AM	3%	6%	10%	9%	4%	2%	0%	0%						34%
AM Peak Hour	7:45	7:45	7:45	11:30	11:15	11:00	8:30	5:30						7:45
Volume	26	37	58	48	32	12	4	2						184
PM Volumes	146	269	506	427	217	41	12	2	0	0	0	0	0	1620
% PM	6%	11%	21%	17%	9%	2%	0%	0%						66%
PM Peak Hour	15:00	15:00	14:30	16:45	17:15	15:30	16:00	15:00						15:00
Volume	34	45	78	59	30	11	4	1						231

Directional Peak Periods	AM 7-9			NOON 12-2			PM 4-6			Off Peak Volumes		
All Classes	Volume	⟷	%	Volume	⟷	%	Volume	⟷	%	Volume	⟷	%
	287		12%	329		13%	410		17%	1429		58%

Street Name	Direction	Percentiles					
		15th	50th	Average	85th	95th	ADT
W Verdugo Ave	East Bound	17	24	24	31	35	2455
W Verdugo Ave	West Bound	21	27	26	31	34	2400

Prepared by National Data & Surveying Services

SPEED

W Verdugo Ave Bet. S Glenwood Pl & Victory Blvd

Day: Wednesday
Date: 1/19/2022

City: Burbank
Project #: CA22_020022_034w

West Bound

Time	< 15	15 - 19	20 - 24	25 - 29	30 - 34	35 - 39	40 - 44	45 - 49	50 - 54	55 - 59	60 - 64	65 - 69	70 +	Total
0:00 AM	0	0	1	0	1	1	0	0	0	0	0	0	0	3
0:15	0	0	0	2	0	0	0	0	0	0	0	0	0	2
0:30	0	0	0	0	0	0	0	0	0	0	0	0	0	0
0:45	0	1	1	0	2	0	0	0	0	0	0	0	0	4
1:00	0	0	1	0	0	0	0	0	0	0	0	0	0	1
1:15	0	0	0	1	0	0	0	0	0	0	0	0	0	1
1:30	0	0	1	1	0	0	0	0	0	0	0	0	0	2
1:45	0	0	0	1	0	0	0	0	0	0	0	0	0	1
2:00	0	0	0	0	0	0	0	0	0	0	0	0	0	0
2:15	0	0	0	1	1	0	0	0	0	0	0	0	0	2
2:30	0	0	0	0	0	0	0	0	0	0	0	0	0	0
2:45	0	0	0	0	1	0	0	0	0	0	0	0	0	1
3:00	0	0	0	0	0	0	0	0	0	0	0	0	0	0
3:15	0	0	0	1	0	0	0	0	0	0	0	0	0	1
3:30	0	0	0	0	0	0	0	0	0	0	0	0	0	0
3:45	0	0	0	0	0	0	0	0	0	0	0	0	0	0
4:00	0	0	0	0	0	0	0	0	0	0	0	0	0	0
4:15	0	0	0	1	1	0	0	0	0	0	0	0	0	2
4:30	0	0	0	4	1	0	0	0	0	0	0	0	0	5
4:45	0	0	0	1	0	1	0	0	0	0	0	0	0	2
5:00	0	2	3	1	0	0	0	0	0	0	0	0	0	6
5:15	0	0	3	1	0	0	0	0	0	0	0	0	0	4
5:30	0	0	3	4	2	0	0	0	0	0	0	0	0	9
5:45	0	1	1	3	0	0	0	0	0	0	0	0	0	5
6:00	0	0	2	7	6	0	0	0	0	0	0	0	0	15
6:15	0	1	2	4	0	0	0	0	0	0	0	0	0	7
6:30	0	1	2	9	3	0	0	0	0	0	0	0	0	15
6:45	0	1	12	16	5	0	0	0	0	0	0	0	0	34
7:00	0	2	10	14	7	0	0	0	0	0	0	0	0	33
7:15	0	0	6	15	13	0	0	0	0	0	0	0	0	34
7:30	1	3	39	31	12	1	0	0	0	0	0	0	0	87
7:45	1	4	30	29	14	1	0	0	0	0	0	0	0	79
8:00	0	2	8	21	2	2	0	0	0	0	0	0	0	35
8:15	0	4	10	28	4	2	1	0	0	0	0	0	0	49
8:30	1	4	5	20	6	0	0	0	0	0	0	0	0	36
8:45	0	2	13	23	11	0	0	0	0	0	0	0	0	49
9:00	2	4	6	27	6	1	0	0	0	0	0	0	0	46
9:15	1	3	4	18	7	1	0	0	0	0	0	0	0	34
9:30	1	2	10	14	2	1	0	0	0	0	0	0	0	30
9:45	0	2	5	25	8	2	0	0	0	0	0	0	0	42
10:00	0	0	13	11	6	0	0	0	0	0	0	0	0	30
10:15	0	4	6	10	14	0	0	0	0	0	0	0	0	34
10:30	2	3	5	19	7	4	0	0	0	0	0	0	0	40
10:45	0	0	7	23	5	1	0	0	0	0	0	0	0	36
11:00	1	2	9	18	4	0	0	0	0	0	0	0	0	34
11:15	0	2	11	6	2	0	0	0	0	0	0	0	0	21
11:30	1	3	8	11	5	0	0	0	0	0	0	0	0	28
11:45	0	3	10	16	4	1	1	0	0	0	0	0	0	35
12:00 PM	2	5	20	17	7	0	1	0	0	0	0	0	0	52
12:15	0	2	13	15	6	1	1	0	0	0	0	0	0	38
12:30	0	0	14	23	9	1	0	0	0	0	0	0	0	47
12:45	1	2	10	18	6	1	0	0	0	0	0	0	0	38
13:00	0	0	12	11	9	1	0	0	0	0	0	0	0	33
13:15	0	1	14	27	1	1	0	0	0	0	0	0	0	44
13:30	2	4	7	20	6	0	0	0	0	0	0	0	0	39
13:45	4	6	10	17	12	0	1	0	0	0	0	0	0	50
14:00	2	5	11	19	7	0	0	0	0	0	0	0	0	44
14:15	3	2	13	15	7	0	0	0	0	0	0	0	0	40
14:30	0	3	13	27	6	2	0	0	0	0	0	0	0	51
14:45	0	3	18	45	4	1	0	0	0	0	0	0	0	71
15:00	0	1	24	31	7	0	0	0	0	0	0	0	0	63
15:15	0	1	15	34	7	1	1	0	0	0	0	0	0	59
15:30	0	0	10	27	7	1	0	0	0	0	0	0	0	45
15:45	2	5	15	17	5	0	1	0	0	0	0	0	0	45
16:00	1	3	12	23	10	1	0	0	0	0	0	0	0	50
16:15	1	2	15	23	9	0	0	0	0	0	0	0	0	50
16:30	2	0	11	17	5	1	0	0	0	0	0	0	0	36
16:45	0	1	16	22	6	0	0	0	0	0	0	0	0	45
17:00	0	1	12	27	6	1	0	0	0	0	0	0	0	47
17:15	0	4	18	13	7	1	0	0	0	0	0	0	0	43
17:30	0	2	9	12	4	0	0	0	0	0	0	0	0	27
17:45	1	0	15	14	6	2	0	0	0	0	0	0	0	38
18:00	0	1	8	25	1	2	0	0	0	0	0	0	0	37
18:15	0	3	8	17	4	3	0	0	0	0	0	0	0	35
18:30	0	1	8	14	7	1	0	0	0	0	0	0	0	31
18:45	0	0	9	13	4	1	0	0	0	0	0	0	0	27
19:00	0	3	16	17	1	0	0	0	0	0	0	0	0	37
19:15	0	2	5	11	5	0	0	0	0	0	0	0	0	23
19:30	0	1	10	7	4	1	0	0	0	0	0	0	0	23
19:45	0	0	5	7	2	0	0	0	0	0	0	0	0	14
20:00	0	0	4	8	3	1	0	0	0	0	0	0	0	16
20:15	0	0	9	9	1	1	0	0	0	0	0	0	0	20
20:30	0	0	6	4	0	0	0	0	0	0	0	0	0	10
20:45	0	0	4	8	2	0	0	0	0	0	0	0	0	14
21:00	0	0	5	1	3	0	0	0	0	0	0	0	0	9
21:15	0	0	3	8	2	0	0	0	0	0	0	0	0	13
21:30	1	0	3	4	3	0	0	0	0	0	0	0	0	11
21:45	0	0	3	5	0	0	1	0	0	0	0	0	0	9
22:00	1	0	2	1	1	0	0	0	0	0	0	0	0	5
22:15	0	0	1	7	3	0	0	0	0	0	0	0	0	11
22:30	0	0	0	1	1	0	0	0	0	0	0	0	0	2
22:45	0	0	3	1	2	0	0	0	0	0	0	0	0	6
23:00	0	1	2	4	1	0	0	0	0	0	0	0	0	8
23:15	0	0	1	1	2	0	0	0	0	0	0	0	0	4
23:30	0	0	0	1	1	0	0	0	0	0	0	0	0	2
23:45	0	0	3	1	0	0	0	0	0	0	0	0	0	4
Totals	34	121	692	1126	374	45	8							2400
% of Totals	1%	5%	29%	47%	16%	2%	0%							100%

AM Volumes	11	56	247	437	162	19	2	0	0	0	0	0	0	934
% AM	0%	2%	10%	18%	7%	1%	0%							39%
AM Peak Hour	8:30	7:45	7:30	7:30	7:00	7:30	11:30							7:30
Volume	4	14	87	109	46	6	3							250
PM Volumes	23	65	445	689	212	26	6	0	0	0	0	0	0	1466
% PM	1%	3%	19%	29%	9%	1%	0%							61%
PM Peak Hour	13:30	13:30	14:30	14:30	13:30	17:45	12:00							14:30
Volume	11	17	70	137	32	8	2							244

Directional Peak Periods	AM 7-9			NOON 12-2			PM 4-6			Off Peak Volumes		
All Classes	Volume	⟷	%	Volume	⟷	%	Volume	⟷	%	Volume	⟷	%
	402		17%	341		14%	336		14%	1321		55%

Street Name	Direction	Percentiles					
		15th	50th	Average	85th	95th	ADT
W Verdugo Ave	East Bound	17	24	24	31	35	2455
W Verdugo Ave	West Bound	21	27	26	31	34	2400

Prepared by National Data & Surveying Services

SPEED

W Verdugo Ave Bet. S Glenwood Pl & Victory Blvd

Day: Wednesday
Date: 1/19/2022

City: Burbank
Project #: CA22_020022_034

Summary

Time	< 15	15 - 19	20 - 24	25 - 29	30 - 34	35 - 39	40 - 44	45 - 49	50 - 54	55 - 59	60 - 64	65 - 69	70 +	Total
0:00 AM	0	1	3	2	1	1	0	0	0	0	0	0	0	8
0:15	0	0	1	4	2	0	1	0	0	0	0	0	0	8
0:30	0	0	0	2	0	0	0	0	0	0	0	0	0	2
0:45	0	1	2	0	2	1	0	1	0	0	0	0	0	7
1:00	0	0	3	0	0	0	0	0	0	0	0	0	0	3
1:15	0	0	1	2	1	0	0	0	0	0	0	0	0	4
1:30	0	0	2	2	0	0	0	0	0	0	0	0	0	4
1:45	0	0	0	1	2	0	0	0	0	0	0	0	0	3
2:00	0	0	0	0	0	0	0	0	0	0	0	0	0	0
2:15	0	0	0	2	1	0	0	0	0	0	0	0	0	3
2:30	0	0	0	0	1	0	0	0	0	0	0	0	0	1
2:45	0	0	0	0	1	0	0	0	0	0	0	0	0	1
3:00	0	0	0	0	0	0	0	0	0	0	0	0	0	0
3:15	0	0	0	1	0	0	0	0	0	0	0	0	0	1
3:30	0	0	0	1	0	0	0	0	0	0	0	0	0	1
3:45	0	0	0	0	0	0	0	0	0	0	0	0	0	0
4:00	0	0	2	1	0	0	0	0	0	0	0	0	0	3
4:15	0	0	0	2	1	0	0	0	0	0	0	0	0	3
4:30	0	0	0	5	1	0	0	0	0	0	0	0	0	6
4:45	0	0	2	1	4	1	0	0	0	0	0	0	0	8
5:00	0	3	4	2	2	0	0	0	0	0	0	0	0	11
5:15	0	0	3	2	0	0	1	0	0	0	0	0	0	6
5:30	0	0	7	5	3	1	0	0	0	0	0	0	0	16
5:45	1	2	3	10	1	1	0	0	0	0	0	0	0	18
6:00	0	1	4	10	10	1	0	0	0	0	0	0	0	26
6:15	0	2	5	12	0	1	0	2	0	0	0	0	0	22
6:30	1	4	5	12	4	1	0	0	0	0	0	0	0	27
6:45	0	2	16	18	5	2	0	0	0	0	0	0	0	43
7:00	1	2	16	22	10	0	0	0	0	0	0	0	0	51
7:15	2	7	16	20	15	0	0	0	0	0	0	0	0	60
7:30	3	7	44	43	16	3	0	0	0	0	0	0	0	116
7:45	13	16	53	42	19	2	1	0	0	0	0	0	0	146
8:00	6	9	20	30	4	6	0	0	0	0	0	0	0	75
8:15	5	16	22	38	7	2	2	0	0	0	0	0	0	92
8:30	4	10	16	30	9	0	1	0	0	0	0	0	0	70
8:45	2	9	21	27	16	3	1	0	0	0	0	0	0	79
9:00	4	9	21	36	10	1	0	0	0	0	0	0	0	81
9:15	1	8	10	24	11	2	2	0	0	0	0	0	0	58
9:30	2	6	16	23	7	5	0	0	0	0	0	0	0	59
9:45	1	7	20	35	14	3	0	0	0	0	0	0	0	80
10:00	7	14	22	21	10	0	0	0	0	0	0	0	0	74
10:15	6	8	15	20	20	0	0	0	0	0	0	0	0	69
10:30	7	10	19	29	14	5	0	0	0	0	0	0	0	84
10:45	1	5	16	32	10	3	0	0	0	0	0	0	0	67
11:00	4	15	20	30	5	2	0	0	0	0	0	0	0	76
11:15	3	8	20	18	9	4	0	0	0	0	0	0	0	62
11:30	2	7	19	22	13	1	0	0	0	0	0	0	0	64
11:45	0	4	20	28	11	6	2	0	0	0	0	0	0	71
12:00 PM	5	8	36	26	17	1	1	0	0	0	0	0	0	94
12:15	0	9	24	31	13	1	1	0	0	0	0	0	0	79
12:30	1	9	30	32	11	1	1	0	0	0	0	0	0	85
12:45	4	6	22	28	14	3	0	0	0	0	0	0	0	77
13:00	4	7	28	17	14	4	0	0	0	0	0	0	0	74
13:15	2	5	25	43	4	1	0	0	0	0	0	0	0	80
13:30	11	13	16	32	12	0	1	0	0	0	0	0	0	85
13:45	9	11	30	28	17	0	1	0	0	0	0	0	0	96
14:00	8	8	27	31	17	0	1	0	0	0	0	0	0	92
14:15	9	11	28	28	14	0	0	0	0	0	0	0	0	90
14:30	4	12	33	31	8	2	2	0	0	0	0	0	0	92
14:45	6	8	34	52	8	1	0	0	0	0	0	0	0	109
15:00	9	14	48	44	13	2	0	0	0	0	0	0	0	130
15:15	5	17	33	49	15	1	1	0	0	0	0	0	0	121
15:30	10	8	26	38	12	4	0	0	0	0	0	0	0	98
15:45	12	13	25	30	9	3	1	1	0	0	0	0	0	94
16:00	5	11	25	34	20	2	2	0	0	0	0	0	0	99
16:15	7	12	26	40	14	4	0	0	0	0	0	0	0	103
16:30	9	12	25	28	11	1	0	0	0	0	0	0	0	86
16:45	5	10	31	37	10	2	2	0	0	0	0	0	0	97
17:00	4	14	24	40	11	3	0	0	0	0	0	0	0	96
17:15	2	8	35	30	16	2	0	0	0	0	0	0	0	93
17:30	5	17	24	26	14	1	0	0	0	0	0	0	0	87
17:45	10	10	29	25	9	2	0	0	0	0	0	0	0	85
18:00	3	12	25	37	9	3	0	0	0	0	0	0	0	89
18:15	2	11	17	24	8	5	0	0	0	0	0	0	0	67
18:30	2	8	28	24	8	1	0	0	0	0	0	0	0	71
18:45	1	6	22	17	10	2	0	0	0	0	0	0	0	58
19:00	1	9	27	24	9	1	0	0	0	0	0	0	0	71
19:15	5	9	14	26	6	1	1	0	0	0	0	0	0	62
19:30	4	3	22	17	8	2	0	0	0	0	0	0	0	56
19:45	2	5	8	15	3	1	0	1	0	0	0	0	0	35
20:00	0	1	7	18	6	3	0	0	0	0	0	0	0	35
20:15	0	2	14	15	9	1	0	0	0	0	0	0	0	41
20:30	0	5	12	10	8	1	0	0	0	0	0	0	0	36
20:45	0	0	15	15	8	0	0	0	0	0	0	0	0	38
21:00	0	4	14	10	5	0	0	0	0	0	0	0	0	33
21:15	0	1	6	15	2	0	0	0	0	0	0	0	0	24
21:30	1	0	9	8	6	0	0	0	0	0	0	0	0	24
21:45	0	0	8	9	2	0	1	0	0	0	0	0	0	20
22:00	1	0	2	6	1	0	1	0	0	0	0	0	0	11
22:15	0	1	3	8	7	0	1	0	0	0	0	0	0	20
22:30	0	0	1	1	3	1	0	0	0	0	0	0	0	6
22:45	0	0	4	2	2	1	0	0	0	0	0	0	0	9
23:00	0	2	3	5	3	0	0	0	0	0	0	0	0	13
23:15	1	1	3	4	2	1	0	0	0	0	0	0	0	12
23:30	0	1	0	4	1	1	0	0	0	0	0	0	0	7
23:45	0	0	3	2	0	1	0	0	0	0	0	0	0	6
Totals	245	527	1440	1783	701	125	29	5						4855
% of Totals	5%	11%	30%	37%	14%	3%	1%	0%						100%
AM Volumes	76	193	489	667	272	58	11	3	0	0	0	0	0	1769
% AM	2%	4%	10%	14%	6%	1%	0%	0%						36%
AM Peak Hour	7:45	7:45	7:30	7:30	7:00	10:30	11:45	5:30						7:30
Volume	28	51	139	153	60	14	5	2						429
PM Volumes	169	334	951	1116	429	67	18	2	0	0	0	0	0	3086
% PM	3%	7%	20%	23%	9%	1%	0%	0%						64%
PM Peak Hour	13:30	15:00	14:30	14:45	13:30	15:30	13:45	15:00						14:45
Volume	37	52	148	183	60	13	4	1						458

Directional Peak Periods	AM 7-9			NOON 12-2			PM 4-6			Off Peak Volumes		
All Classes	Volume	⟷	%	Volume	⟷	%	Volume	⟷	%	Volume	⟷	%
	689	⟷	14%	670	⟷	14%	746	⟷	15%	2750	⟷	57%

Street Name	Direction	Percentiles					
		15th	50th	Average	85th	95th	ADT
W Verdugo Ave	Summary	20	26	25	31	34	4855

Prepared by National Data & Surveying Services

SPEED

W Verdugo Ave Bet. S Glenwood Pl & Victory Blvd

Day: Wednesday
Date: 1/19/2022

City: Burbank
Project #: CA22_020022_034e

East Bound

Time	< 15	15 - 19	20 - 24	25 - 29	30 - 34	35 - 39	40 - 44	45 - 49	50 - 54	55 - 59	60 - 64	65 - 69	70 +	Total
0:00 AM	0	1	4	6	2	1	1	1	0	0	0	0	0	16
1:00	0	0	4	2	3	0	0	0	0	0	0	0	0	9
2:00	0	0	0	1	1	0	0	0	0	0	0	0	0	2
3:00	0	0	0	1	0	0	0	0	0	0	0	0	0	1
4:00	0	0	4	3	4	0	0	0	0	0	0	0	0	11
5:00	1	2	7	10	4	2	1	0	0	0	0	0	0	27
6:00	1	6	12	16	5	5	0	2	0	0	0	0	0	47
7:00	17	23	44	38	14	3	1	0	0	0	0	0	0	140
8:00	16	32	43	33	13	7	3	0	0	0	0	0	0	147
9:00	4	19	42	34	19	6	2	0	0	0	0	0	0	126
10:00	19	30	41	39	22	3	0	0	0	0	0	0	0	154
11:00	7	24	41	47	23	12	1	0	0	0	0	0	0	155
12:00 PM	7	23	55	44	27	3	1	0	0	0	0	0	0	160
13:00	20	25	56	45	19	3	1	0	0	0	0	0	0	169
14:00	22	26	67	36	23	0	3	0	0	0	0	0	0	177
15:00	34	45	68	52	23	8	0	1	0	0	0	0	0	231
16:00	22	39	53	54	25	7	4	0	0	0	0	0	0	204
17:00	20	42	58	55	27	4	0	0	0	0	0	0	0	206
18:00	8	32	59	33	19	4	0	0	0	0	0	0	0	155
19:00	12	20	35	40	14	4	1	1	0	0	0	0	0	127
20:00	0	8	25	29	25	3	0	0	0	0	0	0	0	90
21:00	0	5	23	24	7	0	0	0	0	0	0	0	0	59
22:00	0	1	4	7	6	2	2	0	0	0	0	0	0	22
23:00	1	3	3	8	2	3	0	0	0	0	0	0	0	20
Totals	211	406	748	657	327	80	21	5						2455
% of Totals	9%	17%	30%	27%	13%	3%	1%	0%						100%

AM Volumes	65	137	242	230	110	39	9	3	0	0	0	0	0	835
% AM	3%	6%	10%	9%	4%	2%	0%	0%						34%
AM Peak Hour	10:00	8:00	7:00	11:00	11:00	11:00	8:00	6:00						11:00
Volume	19	32	44	47	23	12	3	2						155
PM Volumes	146	269	506	427	217	41	12	2	0	0	0	0	0	1620
% PM	6%	11%	21%	17%	9%	2%	0%	0%						66%
PM Peak Hour	15:00	15:00	15:00	17:00	12:00	15:00	16:00	15:00						15:00
Volume	34	45	68	55	27	8	4	1						231

Directional Peak Periods	AM 7-9			NOON 12-2			PM 4-6			Off Peak Volumes		
All Speeds	Volume		%	Volume		%	Volume		%	Volume		%
	287	↔	12%	329	↔	13%	410	↔	17%	1429	↔	58%

Street Name	Direction	Percentiles					
		15th	50th	Average	85th	95th	ADT
W Verdugo Ave	East Bound	17	24	24	31	35	2455
W Verdugo Ave	West Bound	21	27	26	31	34	2400

Prepared by National Data & Surveying Services

SPEED

W Verdugo Ave Bet. S Glenwood Pl & Victory Blvd

Day: Wednesday
Date: 1/19/2022

City: Burbank
Project #: CA22_020022_034w

West Bound

Time	< 15	15 - 19	20 - 24	25 - 29	30 - 34	35 - 39	40 - 44	45 - 49	50 - 54	55 - 59	60 - 64	65 - 69	70 +	Total
0:00 AM	0	1	2	2	3	1	0	0	0	0	0	0	0	9
1:00	0	0	2	3	0	0	0	0	0	0	0	0	0	5
2:00	0	0	0	1	2	0	0	0	0	0	0	0	0	3
3:00	0	0	0	1	0	0	0	0	0	0	0	0	0	1
4:00	0	0	0	6	2	1	0	0	0	0	0	0	0	9
5:00	0	3	10	9	2	0	0	0	0	0	0	0	0	24
6:00	0	3	18	36	14	0	0	0	0	0	0	0	0	71
7:00	2	9	85	89	46	2	0	0	0	0	0	0	0	233
8:00	1	12	36	92	23	4	1	0	0	0	0	0	0	169
9:00	4	11	25	84	23	5	0	0	0	0	0	0	0	152
10:00	2	7	31	63	32	5	0	0	0	0	0	0	0	140
11:00	2	10	38	51	15	1	1	0	0	0	0	0	0	118
12:00 PM	3	9	57	73	28	3	2	0	0	0	0	0	0	175
13:00	6	11	43	75	28	2	1	0	0	0	0	0	0	166
14:00	5	13	55	106	24	3	0	0	0	0	0	0	0	206
15:00	2	7	64	109	26	2	2	0	0	0	0	0	0	212
16:00	4	6	54	85	30	2	0	0	0	0	0	0	0	181
17:00	1	7	54	66	23	4	0	0	0	0	0	0	0	155
18:00	0	5	33	69	16	7	0	0	0	0	0	0	0	130
19:00	0	6	36	42	12	1	0	0	0	0	0	0	0	97
20:00	0	0	23	29	6	2	0	0	0	0	0	0	0	60
21:00	1	0	14	18	8	0	1	0	0	0	0	0	0	42
22:00	1	0	6	10	7	0	0	0	0	0	0	0	0	24
23:00	0	1	6	7	4	0	0	0	0	0	0	0	0	18
Totals	34	121	692	1126	374	45	8							2400
% of Totals	1%	5%	29%	47%	16%	2%	0%							100%

AM Volumes	11	56	247	437	162	19	2	0	0	0	0	0	0	934
% AM	0%	2%	10%	18%	7%	1%	0%							39%
AM Peak Hour	9:00	8:00	7:00	8:00	7:00	9:00	8:00							7:00
Volume	4	12	85	92	46	5	1							233
PM Volumes	23	65	445	689	212	26	6	0	0	0	0	0	0	1466
% PM	1%	3%	19%	29%	9%	1%	0%							61%
PM Peak Hour	13:00	14:00	15:00	15:00	16:00	18:00	12:00							15:00
Volume	6	13	64	109	30	7	2							212

Directional Peak Periods	AM 7-9			NOON 12-2			PM 4-6			Off Peak Volumes		
All Speeds	Volume		%	Volume		%	Volume		%	Volume		%
	402	↔	17%	341	↔	14%	336	↔	14%	1321	↔	55%

Street Name	Direction	Percentiles					
		15th	50th	Average	85th	95th	ADT
W Verdugo Ave	East Bound	17	24	24	31	35	2455
W Verdugo Ave	West Bound	21	27	26	31	34	2400

Prepared by National Data & Surveying Services

SPEED

W Verdugo Ave Bet. S Glenwood Pl & Victory Blvd

Day: Wednesday
Date: 1/19/2022

City: Burbank
Project #: CA22_020022_034

Summary

Time	< 15	15 - 19	20 - 24	25 - 29	30 - 34	35 - 39	40 - 44	45 - 49	50 - 54	55 - 59	60 - 64	65 - 69	70 +	Total
0:00 AM	0	2	6	8	5	2	1	1	0	0	0	0	0	25
1:00	0	0	6	5	3	0	0	0	0	0	0	0	0	14
2:00	0	0	0	2	3	0	0	0	0	0	0	0	0	5
3:00	0	0	0	2	0	0	0	0	0	0	0	0	0	2
4:00	0	0	4	9	6	1	0	0	0	0	0	0	0	20
5:00	1	5	17	19	6	2	1	0	0	0	0	0	0	51
6:00	1	9	30	52	19	5	0	2	0	0	0	0	0	118
7:00	19	32	129	127	60	5	1	0	0	0	0	0	0	373
8:00	17	44	79	125	36	11	4	0	0	0	0	0	0	316
9:00	8	30	67	118	42	11	2	0	0	0	0	0	0	278
10:00	21	37	72	102	54	8	0	0	0	0	0	0	0	294
11:00	9	34	79	98	38	13	2	0	0	0	0	0	0	273
12:00 PM	10	32	112	117	55	6	3	0	0	0	0	0	0	335
13:00	26	36	99	120	47	5	2	0	0	0	0	0	0	335
14:00	27	39	122	142	47	3	3	0	0	0	0	0	0	383
15:00	36	52	132	161	49	10	2	1	0	0	0	0	0	443
16:00	26	45	107	139	55	9	4	0	0	0	0	0	0	385
17:00	21	49	112	121	50	8	0	0	0	0	0	0	0	361
18:00	8	37	92	102	35	11	0	0	0	0	0	0	0	285
19:00	12	26	71	82	26	5	1	1	0	0	0	0	0	224
20:00	0	8	48	58	31	5	0	0	0	0	0	0	0	150
21:00	1	5	37	42	15	0	1	0	0	0	0	0	0	101
22:00	1	1	10	17	13	2	2	0	0	0	0	0	0	46
23:00	1	4	9	15	6	3	0	0	0	0	0	0	0	38
Totals	245	527	1440	1783	701	125	29	5						4855
% of Totals	5%	11%	30%	37%	14%	3%	1%	0%						100%

AM Volumes	76	193	489	667	272	58	11	3	0	0	0	0	0	1769
% AM	2%	4%	10%	14%	6%	1%	0%	0%						36%
AM Peak Hour	10:00	8:00	7:00	7:00	7:00	11:00	8:00	6:00						7:00
Volume	21	44	129	127	60	13	4	2						373
PM Volumes	169	334	951	1116	429	67	18	2	0	0	0	0	0	3086
% PM	3%	7%	20%	23%	9%	1%	0%	0%						64%
PM Peak Hour	15:00	15:00	15:00	15:00	12:00	18:00	16:00	15:00						15:00
Volume	36	52	132	161	55	11	4	1						443

Directional Peak Periods	AM 7-9			NOON 12-2			PM 4-6			Off Peak Volumes		
All Speeds	Volume		%	Volume		%	Volume		%	Volume		%
	689	↔	14%	670	↔	14%	746	↔	15%	2750	↔	57%

Street Name	Direction	Percentiles					
		15th	50th	Average	85th	95th	ADT
W Verdugo Ave	Summary	20	26	25	31	34	4855

Prepared by NDS/ATD

Prepared by National Data & Surveying Services

VOLUME

W Verdugo Ave Bet. S Glenwood Pl & Victory Blvd

Day: Wednesday
Date: 1/19/2022

City: Burbank
Project #: CA22_020022_034

DAILY TOTALS	NB	SB	EB	WB	Total
	0	0	2,455	2,400	4,855

AM Period	NB	SB	EB		WB		TOTAL		PM Period	NB	SB	EB		WB		TOTAL	
0:00	0	0	5		3		8		12:00	0	0	42		52		94	
0:15	0	0	6		2		8		12:15	0	0	41		38		79	
0:30	0	0	2		0		2		12:30	0	0	38		47		85	
0:45	0	0	3	16	4	9	7	25	12:45	0	0	39	160	38	175	77	335
1:00	0	0	2		1		3		13:00	0	0	41		33		74	
1:15	0	0	3		1		4		13:15	0	0	36		44		80	
1:30	0	0	2		2		4		13:30	0	0	46		39		85	
1:45	0	0	2	9	1	5	3	14	13:45	0	0	46	169	50	166	96	335
2:00	0	0	0		0				14:00	0	0	48		44		92	
2:15	0	0	1		2		3		14:15	0	0	50		40		90	
2:30	0	0	1		0		1		14:30	0	0	41		51		92	
2:45	0	0	0	2	1	3	1	5	14:45	0	0	38	177	71	206	109	383
3:00	0	0	0		0				15:00	0	0	67		63		130	
3:15	0	0	0		1		1		15:15	0	0	62		59		121	
3:30	0	0	1		0		1		15:30	0	0	53		45		98	
3:45	0	0	0	1	0	1		2	15:45	0	0	49	231	45	212	94	443
4:00	0	0	3		0		3		16:00	0	0	49		50		99	
4:15	0	0	1		2		3		16:15	0	0	53		50		103	
4:30	0	0	1		5		6		16:30	0	0	50		36		86	
4:45	0	0	6	11	2	9	8	20	16:45	0	0	52	204	45	181	97	385
5:00	0	0	5		6		11		17:00	0	0	49		47		96	
5:15	0	0	2		4		6		17:15	0	0	50		43		93	
5:30	0	0	7		9		16		17:30	0	0	60		27		87	
5:45	0	0	13	27	5	24	18	51	17:45	0	0	47	206	38	155	85	361
6:00	0	0	11		15		26		18:00	0	0	52		37		89	
6:15	0	0	15		7		22		18:15	0	0	32		35		67	
6:30	0	0	12		15		27		18:30	0	0	40		31		71	
6:45	0	0	9	47	34	71	43	118	18:45	0	0	31	155	27	130	58	285
7:00	0	0	18		33		51		19:00	0	0	34		37		71	
7:15	0	0	26		34		60		19:15	0	0	39		23		62	
7:30	0	0	29		87		116		19:30	0	0	33		23		56	
7:45	0	0	67	140	79	233	146	373	19:45	0	0	21	127	14	97	35	224
8:00	0	0	40		35		75		20:00	0	0	19		16		35	
8:15	0	0	43		49		92		20:15	0	0	21		20		41	
8:30	0	0	34		36		70		20:30	0	0	26		10		36	
8:45	0	0	30	147	49	169	79	316	20:45	0	0	24	90	14	60	38	150
9:00	0	0	35		46		81		21:00	0	0	24		9		33	
9:15	0	0	24		34		58		21:15	0	0	11		13		24	
9:30	0	0	29		30		59		21:30	0	0	13		11		24	
9:45	0	0	38	126	42	152	80	278	21:45	0	0	11	59	9	42	20	101
10:00	0	0	44		30		74		22:00	0	0	6		5		11	
10:15	0	0	35		34		69		22:15	0	0	9		11		20	
10:30	0	0	44		40		84		22:30	0	0	4		2		6	
10:45	0	0	31	154	36	140	67	294	22:45	0	0	3	22	6	24	9	46
11:00	0	0	42		34		76		23:00	0	0	5		8		13	
11:15	0	0	41		21		62		23:15	0	0	8		4		12	
11:30	0	0	36		28		64		23:30	0	0	5		2		7	
11:45	0	0	36	155	35	118	71	273	23:45	0	0	2	20	4	18	6	38
TOTALS				835		934		**1769**	**TOTALS**				1620		1466		**3086**
SPLIT %				47.2%		52.8%		**36.4%**	**SPLIT %**				52.5%		47.5%		**63.6%**

DAILY TOTALS	NB	SB	EB	WB	Total
	0	0	2,455	2,400	4,855

AM Peak Hour			7:45	7:30	**7:30**	**PM Peak Hour**			15:00	14:30	**14:45**
AM Pk Volume			184	250	**429**	**PM Pk Volume**			231	244	**458**
Pk Hr Factor			0.687	0.718	**0.735**	**Pk Hr Factor**			0.862	0.859	**0.881**
7 - 9 Volume	0	0	287	402	**689**	**4 - 6 Volume**	0	0	410	336	**746**
7 - 9 Peak Hour			7:45	7:30	**7:30**	**4 - 6 Peak Hour**			16:45	16:00	**16:00**
7 - 9 Pk Volume	0	0	184	250	**429**	**4 - 6 Pk Volume**	0	0	211	181	**385**
Pk Hr Factor	0.000	0.000	0.687	0.718	**0.735**	**Pk Hr Factor**	0.000	0.000	0.879	0.905	**0.934**

Prepared by NDS/ATD

Project #: CA22_020022_034 **City:** Burbank

Location: W Verdugo Ave Bet. S Glenwood Pl & **Date:** 1/19/2022

Prepared by National Data & Surveying Services

SPEED

W Verdugo Ave Bet. S Glenwood Pl & Victory Blvd

Day: Thursday
Date: 1/20/2022

City: Burbank
Project #: CA22_020022_034e

East Bound

Time	< 15	15 - 19	20 - 24	25 - 29	30 - 34	35 - 39	40 - 44	45 - 49	50 - 54	55 - 59	60 - 64	65 - 69	70 +	Total
0:00 AM	0	0	0	0	1	0	0	0	0	0	0	0	0	1
0:15	0	0	0	1	0	0	0	0	0	0	0	0	0	1
0:30	0	0	2	1	1	0	0	0	0	0	0	0	0	4
0:45	0	0	2	0	1	0	0	0	0	0	0	0	0	3
1:00	0	1	0	2	1	0	0	0	0	0	0	0	0	4
1:15	0	0	0	0	0	1	0	0	0	0	0	0	0	1
1:30	1	0	0	0	2	0	0	0	0	0	0	0	0	3
1:45	0	0	0	0	0	0	0	0	0	0	0	0	0	0
2:00	0	1	0	0	0	0	0	0	0	0	0	0	0	1
2:15	1	0	0	1	0	0	0	0	0	0	0	0	0	2
2:30	0	0	0	2	1	0	0	0	0	0	0	0	0	3
2:45	0	0	0	0	0	0	0	0	0	0	0	0	0	0
3:00	0	0	0	1	0	0	0	0	0	0	0	0	0	1
3:15	0	0	0	0	0	0	0	0	0	0	0	0	0	0
3:30	0	1	0	0	0	0	0	0	0	0	0	0	0	1
3:45	0	0	0	1	0	0	0	0	0	0	0	0	0	1
4:00	0	0	1	0	0	0	0	0	0	0	0	0	0	1
4:15	0	0	0	0	0	0	0	0	0	0	0	0	0	0
4:30	0	0	1	1	1	0	0	0	0	0	0	0	0	3
4:45	0	1	0	1	3	1	0	0	0	0	0	0	0	6
5:00	0	0	0	2	0	0	0	0	0	0	0	0	0	2
5:15	0	0	0	4	1	0	0	0	0	0	0	0	0	5
5:30	0	2	3	2	1	0	0	0	0	0	0	0	0	8
5:45	0	0	2	5	2	0	0	0	0	0	0	0	0	9
6:00	0	0	3	5	1	0	0	0	0	0	0	0	0	9
6:15	2	2	2	4	4	2	1	0	0	0	0	0	0	17
6:30	0	0	2	3	3	1	0	0	0	0	0	0	0	9
6:45	0	2	3	11	1	0	0	0	0	0	0	0	0	17
7:00	0	0	13	6	3	2	1	0	0	0	0	0	0	25
7:15	2	3	7	4	7	2	0	0	0	0	0	0	0	25
7:30	6	10	10	11	2	1	1	0	0	0	0	0	0	41
7:45	13	16	15	13	11	2	0	0	0	0	0	0	0	70
8:00	10	8	14	8	7	0	1	0	0	0	0	0	0	48
8:15	6	5	5	7	1	0	0	0	0	0	0	0	0	24
8:30	9	5	12	11	2	2	0	0	0	0	0	0	0	41
8:45	7	8	6	6	3	0	0	0	0	0	0	0	0	30
9:00	6	3	11	11	1	1	0	0	0	0	0	0	0	33
9:15	4	2	10	19	11	2	1	0	0	0	0	0	0	49
9:30	0	5	8	5	1	0	0	0	0	0	0	0	0	19
9:45	2	4	8	17	7	1	2	0	0	0	0	0	0	41
10:00	2	0	4	13	6	2	0	0	0	0	0	0	0	27
10:15	3	6	11	13	7	2	0	0	0	0	0	0	0	42
10:30	4	4	10	18	8	7	0	0	0	0	0	0	0	51
10:45	3	5	8	9	5	1	0	0	0	0	0	0	0	31
11:00	3	8	11	10	4	1	0	0	0	0	0	0	0	37
11:15	2	2	13	7	5	0	0	0	0	0	0	0	0	29
11:30	6	3	9	12	4	1	0	0	0	0	0	0	0	35
11:45	5	6	20	13	9	1	0	0	0	0	0	0	0	54
12:00 PM	4	6	11	14	6	3	0	0	0	0	0	0	0	44
12:15	4	7	10	17	6	4	0	0	0	0	0	0	0	48
12:30	2	2	16	4	3	6	0	0	0	0	0	0	0	33
12:45	5	1	14	12	2	2	1	0	0	0	0	0	0	37
13:00	9	13	13	11	7	3	1	0	0	0	0	0	0	57
13:15	1	6	18	11	7	0	0	0	0	0	0	0	0	43
13:30	0	4	18	9	4	0	0	0	0	0	0	0	0	35
13:45	1	2	13	9	4	1	0	0	0	0	0	0	0	30
14:00	9	5	13	15	1	0	0	0	0	0	0	0	0	43
14:15	2	4	8	18	5	3	0	0	0	0	0	0	0	40
14:30	11	12	14	11	5	1	0	0	0	0	0	0	0	54
14:45	7	7	8	9	10	1	0	0	0	0	0	0	0	42
15:00	19	17	10	13	10	3	1	0	0	0	0	0	0	73
15:15	14	15	14	10	11	0	0	0	0	0	0	0	0	64
15:30	0	3	17	18	11	2	0	0	0	0	0	0	0	51
15:45	0	4	12	14	7	0	0	0	0	0	0	0	0	37
16:00	3	10	14	20	10	6	2	0	0	0	0	0	0	65
16:15	8	12	12	13	16	5	1	0	0	0	0	0	0	67
16:30	10	10	16	11	3	0	0	0	0	0	0	0	0	50
16:45	4	16	22	3	0	1	1	0	0	0	0	0	0	47
17:00	12	19	13	11	6	1	0	0	0	0	0	0	0	62
17:15	5	13	16	7	4	2	0	0	0	0	0	0	0	47
17:30	8	8	14	13	11	1	0	0	0	0	0	0	0	55
17:45	6	15	14	7	9	0	0	0	0	0	0	0	0	51
18:00	4	5	12	15	11	4	0	0	0	0	0	0	0	51
18:15	2	2	12	10	7	0	1	0	0	0	0	0	0	34
18:30	6	12	12	12	6	2	1	0	0	0	0	0	0	51
18:45	2	9	15	9	4	2	0	0	0	0	0	0	0	41
19:00	1	8	8	6	2	2	1	0	0	0	0	0	0	28
19:15	1	0	12	8	3	0	0	0	0	0	0	0	0	24
19:30	1	3	9	6	5	2	1	0	0	0	0	0	0	27
19:45	0	2	6	10	7	0	0	0	0	0	0	0	0	25
20:00	0	2	7	5	4	1	0	0	0	0	0	0	0	19
20:15	0	4	5	10	4	0	0	0	0	0	0	0	0	23
20:30	0	3	0	8	3	1	0	0	0	0	0	0	0	15
20:45	0	2	7	8	5	0	0	0	0	0	0	0	0	22
21:00	1	1	7	5	2	1	1	0	0	0	0	0	0	18
21:15	1	2	7	5	2	0	0	0	0	0	0	0	0	17
21:30	0	0	3	6	1	0	0	0	0	0	0	0	0	10
21:45	0	1	1	7	1	0	0	0	0	0	0	0	0	10
22:00	0	1	10	4	2	0	0	0	0	0	0	0	0	17
22:15	0	1	4	1	0	2	0	0	0	0	0	0	0	8
22:30	0	0	2	2	0	2	0	0	0	0	0	0	0	6
22:45	0	1	1	2	0	0	0	0	0	0	0	0	0	4
23:00	0	0	0	3	0	0	0	0	0	0	0	0	0	3
23:15	0	0	0	1	2	0	0	0	0	0	0	0	0	3
23:30	0	0	0	0	3	0	0	0	0	0	0	0	0	3
23:45	0	1	3	7	1	0	0	0	0	0	0	0	0	12
Totals	260	384	699	690	361	97	19							2510
% of Totals	10%	15%	28%	27%	14%	4%	1%							100%

AM Volumes	97	113	226	260	128	33	7	0	0	0	0	0	0	864
% AM	4%	5%	9%	10%	5%	1%	0%							34%
AM Peak Hour	7:45	7:30	11:45	9:45	9:45	11:45	9:00							7:15
Volume	38	39	57	61	28	14	3							184
PM Volumes	163	271	473	430	233	64	12	0	0	0	0	0	0	1646
% PM	6%	11%	19%	17%	9%	3%	0%							66%
PM Peak Hour	14:30	16:30	16:30	15:30	15:30	12:00	16:00							14:30
Volume	51	58	67	65	44	15	4							233

Directional Peak Periods	AM 7-9			NOON 12-2			PM 4-6			Off Peak Volumes		
All Classes	Volume	⟷	%	Volume	⟷	%	Volume	⟷	%	Volume	⟷	%
	304	⟷	12%	327	⟷	13%	444	⟷	18%	1435	⟷	57%

Street Name	Direction	Percentiles					
		15th	50th	Average	85th	95th	ADT
W Verdugo Ave	East Bound	17	24	24	31	35	2510
W Verdugo Ave	West Bound	22	27	26	31	34	2354

Prepared by National Data & Surveying Services

SPEED

W Verdugo Ave Bet. S Glenwood Pl & Victory Blvd

Day: Thursday
Date: 1/20/2022

City: Burbank
Project #: CA22_020022_034w

West Bound

Time	< 15	15 - 19	20 - 24	25 - 29	30 - 34	35 - 39	40 - 44	45 - 49	50 - 54	55 - 59	60 - 64	65 - 69	70 +	Total
0:00 AM	0	0	2	1	1	0	0	0	0	0	0	0	0	4
0:15	0	0	0	4	0	0	0	0	0	0	0	0	0	4
0:30	0	0	1	3	2	1	0	0	0	0	0	0	0	7
0:45	0	1	2	0	0	0	0	0	0	0	0	0	0	3
1:00	0	0	1	3	0	0	0	0	0	0	0	0	0	4
1:15	0	0	1	2	0	0	0	0	0	0	0	0	0	3
1:30	1	0	0	2	0	0	0	0	0	0	0	0	0	3
1:45	0	1	0	0	0	0	0	0	0	0	0	0	0	1
2:00	1	0	1	1	0	0	0	0	0	0	0	0	0	3
2:15	0	0	0	1	1	0	0	0	0	0	0	0	0	2
2:30	0	1	0	0	0	0	0	0	0	0	0	0	0	1
2:45	0	0	0	0	0	0	0	0	0	0	0	0	0	0
3:00	0	0	0	2	0	0	0	0	0	0	0	0	0	2
3:15	0	0	0	0	0	0	0	0	0	0	0	0	0	0
3:30	0	0	0	2	0	0	0	0	0	0	0	0	0	2
3:45	0	0	0	0	0	0	0	0	0	0	0	0	0	0
4:00	0	0	1	1	0	0	0	0	0	0	0	0	0	2
4:15	0	0	1	2	0	0	0	0	0	0	0	0	0	3
4:30	0	0	0	1	0	0	0	0	0	0	0	0	0	1
4:45	0	0	1	2	0	0	0	0	0	0	0	0	0	3
5:00	0	0	1	3	0	0	0	0	0	0	0	0	0	4
5:15	0	0	3	2	2	0	0	0	0	0	0	0	0	7
5:30	0	0	3	5	0	0	0	0	0	0	0	0	0	8
5:45	0	1	0	1	3	0	0	0	0	0	0	0	0	5
6:00	0	0	2	10	2	0	0	0	0	0	0	0	0	14
6:15	0	0	3	7	0	0	0	0	0	0	0	0	0	10
6:30	0	0	7	10	2	0	0	0	0	0	0	0	0	19
6:45	2	2	12	19	5	0	0	0	0	0	0	0	0	40
7:00	1	3	8	12	3	1	0	0	0	0	0	0	0	28
7:15	0	1	17	16	6	0	0	0	0	0	0	0	0	40
7:30	2	5	19	43	5	1	0	0	0	0	0	0	0	75
7:45	3	3	36	42	7	4	1	0	0	0	0	0	0	96
8:00	1	5	8	22	4	1	0	0	0	0	0	0	0	41
8:15	2	0	2	24	7	1	0	0	0	0	0	0	0	36
8:30	1	0	9	25	13	2	0	0	0	0	0	0	0	50
8:45	2	2	7	23	8	1	0	0	0	0	0	0	0	43
9:00	0	4	3	15	6	0	0	0	0	0	0	0	0	28
9:15	0	1	22	15	5	1	0	0	0	0	0	0	0	44
9:30	0	0	9	14	8	0	0	0	0	0	0	0	0	31
9:45	0	1	7	18	4	3	0	0	0	0	0	0	0	33
10:00	0	1	13	9	6	0	0	0	0	0	0	0	0	29
10:15	0	0	9	15	5	1	0	0	0	0	0	0	0	30
10:30	0	2	3	8	6	0	0	0	0	0	0	0	0	19
10:45	1	1	12	15	6	0	0	0	0	0	0	0	0	35
11:00	1	0	17	16	8	0	0	0	0	0	0	0	0	42
11:15	0	1	11	12	9	1	0	0	0	0	0	0	0	34
11:30	1	1	13	14	4	1	0	0	0	0	0	0	0	34
11:45	0	0	12	13	9	0	0	0	0	0	0	0	0	34
12:00 PM	2	1	15	17	5	3	0	0	0	0	0	0	0	43
12:15	1	1	6	18	10	3	0	0	0	0	0	0	0	39
12:30	1	1	7	20	3	0	0	0	0	0	0	0	0	32
12:45	0	2	9	23	6	4	0	0	0	0	0	0	0	44
13:00	0	0	10	19	3	2	1	0	0	0	0	0	0	35
13:15	1	2	5	17	5	0	1	0	0	0	0	0	0	31
13:30	0	4	7	13	12	3	0	0	0	0	0	0	0	39
13:45	2	2	9	20	6	1	0	0	0	0	0	0	0	40
14:00	1	6	12	26	5	0	0	0	0	0	0	0	0	50
14:15	0	3	13	17	8	1	0	0	0	0	0	0	0	42
14:30	0	4	18	22	7	4	0	0	0	0	0	0	0	55
14:45	2	3	14	34	11	1	0	0	0	0	0	0	0	65
15:00	1	2	29	28	7	1	1	0	0	0	0	0	0	69
15:15	0	3	15	27	6	0	0	0	0	0	0	0	0	51
15:30	0	1	16	12	3	1	0	0	0	0	0	0	0	33
15:45	1	0	15	11	6	0	0	0	0	0	0	0	0	33
16:00	0	1	8	22	7	1	0	0	0	0	0	0	0	39
16:15	1	2	17	9	3	2	0	0	0	0	0	0	0	34
16:30	0	3	13	14	6	2	0	0	0	0	0	0	0	38
16:45	0	4	18	13	9	0	0	0	0	0	0	0	0	44
17:00	0	2	21	20	3	0	0	0	0	0	0	0	0	46
17:15	0	1	9	22	4	0	0	0	0	0	0	0	0	36
17:30	0	2	12	17	5	2	0	0	0	0	0	0	0	38
17:45	0	0	17	12	6	0	0	0	0	0	0	0	0	35
18:00	2	2	6	23	7	1	0	0	0	0	0	0	0	41
18:15	0	0	7	14	6	1	0	0	0	0	0	0	0	28
18:30	0	1	11	18	3	0	0	0	0	0	0	0	0	33
18:45	0	3	7	16	6	0	0	0	0	0	0	0	0	32
19:00	0	0	9	11	5	0	0	0	0	0	0	0	0	25
19:15	1	0	4	15	6	0	0	0	0	0	0	0	0	26
19:30	0	1	8	12	1	0	0	0	0	0	0	0	0	22
19:45	0	1	7	9	3	0	1	0	0	0	0	0	0	21
20:00	1	0	5	12	1	1	0	0	0	0	0	0	0	20
20:15	0	0	6	5	5	0	0	0	0	0	0	0	0	16
20:30	0	1	4	9	2	0	0	0	0	0	0	0	0	16
20:45	0	1	5	7	1	0	0	0	0	0	0	0	0	14
21:00	0	0	3	5	2	0	0	0	0	0	0	0	0	10
21:15	0	1	5	8	3	0	0	0	0	0	0	0	0	17
21:30	0	1	4	7	2	0	0	0	0	0	0	0	0	14
21:45	0	0	2	4	1	0	0	0	0	0	0	0	0	7
22:00	0	0	3	4	0	0	0	0	0	0	0	0	0	7
22:15	0	0	1	2	1	0	0	0	0	0	0	0	0	4
22:30	0	0	2	3	2	0	0	0	0	0	0	0	0	7
22:45	0	0	1	2	1	0	0	0	0	0	0	0	0	4
23:00	0	0	3	5	2	0	0	0	0	0	0	0	0	10
23:15	0	0	2	3	1	0	0	0	0	0	0	0	0	6
23:30	0	0	1	1	0	0	0	0	0	0	0	0	0	2
23:45	0	0	1	2	1	0	0	0	0	0	0	0	0	4
Totals	**36**	**99**	**701**	**1105**	**355**	**53**	**5**							**2354**
% of Totals	2%	4%	30%	47%	15%	2%	0%							100%

AM Volumes	19	37	279	455	147	19	1	0	0	0	0	0	0	957
% AM	1%	2%	12%	19%	6%	1%	0%							41%
AM Peak Hour	7:30	7:15	7:00	7:30	8:15	7:45	7:00							7:15
Volume	8	14	80	131	34	8	1							252
PM Volumes	17	62	422	650	208	34	4	0	0	0	0	0	0	1397
% PM	1%	3%	18%	28%	9%	1%	0%							59%
PM Peak Hour	12:00	14:00	14:30	14:30	14:15	12:00	12:30							14:30
Volume	4	16	76	111	33	10	2							240

Directional Peak Periods	AM 7-9			NOON 12-2			PM 4-6			Off Peak Volumes		
All Classes	Volume	⟷	%	Volume	⟷	%	Volume	⟷	%	Volume	⟷	%
	409		17%	303		13%	310		13%	1332		57%

Street Name	Direction	Percentiles					
		15th	50th	Average	85th	95th	ADT
W Verdugo Ave	East Bound	17	24	24	31	35	2510
W Verdugo Ave	West Bound	22	27	26	31	34	2354

Prepared by National Data & Surveying Services

SPEED

W Verdugo Ave Bet. S Glenwood Pl & Victory Blvd

Day: Thursday
Date: 1/20/2022

City: Burbank
Project #: CA22_020022_034

Summary

Time	< 15	15 - 19	20 - 24	25 - 29	30 - 34	35 - 39	40 - 44	45 - 49	50 - 54	55 - 59	60 - 64	65 - 69	70 +	Total
0:00 AM	0	0	2	1	2	0	0	0	0	0	0	0	0	5
0:15	0	0	0	5	0	0	0	0	0	0	0	0	0	5
0:30	0	0	3	4	3	1	0	0	0	0	0	0	0	11
0:45	0	1	4	0	1	0	0	0	0	0	0	0	0	6
1:00	0	1	1	5	1	0	0	0	0	0	0	0	0	8
1:15	0	0	1	2	0	1	0	0	0	0	0	0	0	4
1:30	2	0	0	2	2	0	0	0	0	0	0	0	0	6
1:45	0	1	0	0	0	0	0	0	0	0	0	0	0	1
2:00	1	1	1	1	0	0	0	0	0	0	0	0	0	4
2:15	1	0	0	2	1	0	0	0	0	0	0	0	0	4
2:30	0	1	0	2	1	0	0	0	0	0	0	0	0	4
2:45	0	0	0	0	0	0	0	0	0	0	0	0	0	0
3:00	0	0	0	3	0	0	0	0	0	0	0	0	0	3
3:15	0	0	0	0	0	0	0	0	0	0	0	0	0	0
3:30	0	1	0	2	0	0	0	0	0	0	0	0	0	3
3:45	0	0	0	1	0	0	0	0	0	0	0	0	0	1
4:00	0	0	2	1	0	0	0	0	0	0	0	0	0	3
4:15	0	0	1	2	0	0	0	0	0	0	0	0	0	3
4:30	0	0	1	2	1	0	0	0	0	0	0	0	0	4
4:45	0	1	1	3	3	1	0	0	0	0	0	0	0	9
5:00	0	0	1	5	0	0	0	0	0	0	0	0	0	6
5:15	0	0	3	6	3	0	0	0	0	0	0	0	0	12
5:30	0	2	6	7	1	0	0	0	0	0	0	0	0	16
5:45	0	1	2	6	5	0	0	0	0	0	0	0	0	14
6:00	0	0	5	15	3	0	0	0	0	0	0	0	0	23
6:15	2	2	5	11	4	2	1	0	0	0	0	0	0	27
6:30	0	0	9	13	5	1	0	0	0	0	0	0	0	28
6:45	2	4	15	30	6	0	0	0	0	0	0	0	0	57
7:00	1	3	21	18	6	3	1	0	0	0	0	0	0	53
7:15	2	4	24	20	13	2	0	0	0	0	0	0	0	65
7:30	8	15	29	54	7	2	1	0	0	0	0	0	0	116
7:45	16	19	51	55	18	6	1	0	0	0	0	0	0	166
8:00	11	13	22	30	11	1	1	0	0	0	0	0	0	89
8:15	8	5	7	31	8	1	0	0	0	0	0	0	0	60
8:30	10	5	21	36	15	4	0	0	0	0	0	0	0	91
8:45	9	10	13	29	11	1	0	0	0	0	0	0	0	73
9:00	6	7	14	26	7	1	0	0	0	0	0	0	0	61
9:15	4	3	32	34	16	3	1	0	0	0	0	0	0	93
9:30	0	5	17	19	9	0	0	0	0	0	0	0	0	50
9:45	2	5	15	35	11	4	2	0	0	0	0	0	0	74
10:00	2	1	17	22	12	2	0	0	0	0	0	0	0	56
10:15	3	6	20	28	12	3	0	0	0	0	0	0	0	72
10:30	4	6	13	26	14	7	0	0	0	0	0	0	0	70
10:45	4	6	20	24	11	1	0	0	0	0	0	0	0	66
11:00	4	8	28	26	12	1	0	0	0	0	0	0	0	79
11:15	2	3	24	19	14	1	0	0	0	0	0	0	0	63
11:30	7	4	22	26	8	2	0	0	0	0	0	0	0	69
11:45	5	6	32	26	18	1	0	0	0	0	0	0	0	88
12:00 PM	6	7	26	31	11	6	0	0	0	0	0	0	0	87
12:15	5	8	16	35	16	7	0	0	0	0	0	0	0	87
12:30	3	3	23	24	6	6	0	0	0	0	0	0	0	65
12:45	5	3	23	35	8	6	1	0	0	0	0	0	0	81
13:00	9	13	23	30	10	5	2	0	0	0	0	0	0	92
13:15	2	8	23	28	12	0	1	0	0	0	0	0	0	74
13:30	0	8	25	22	16	3	0	0	0	0	0	0	0	74
13:45	3	4	22	29	10	2	0	0	0	0	0	0	0	70
14:00	10	11	25	41	6	0	0	0	0	0	0	0	0	93
14:15	2	7	21	35	13	4	0	0	0	0	0	0	0	82
14:30	11	16	32	33	12	5	0	0	0	0	0	0	0	109
14:45	9	10	22	43	21	2	0	0	0	0	0	0	0	107
15:00	20	19	39	41	17	4	2	0	0	0	0	0	0	142
15:15	14	18	29	37	17	0	0	0	0	0	0	0	0	115
15:30	0	4	33	30	14	3	0	0	0	0	0	0	0	84
15:45	1	4	27	25	13	0	0	0	0	0	0	0	0	70
16:00	3	11	22	42	17	7	2	0	0	0	0	0	0	104
16:15	9	14	29	22	19	7	1	0	0	0	0	0	0	101
16:30	10	13	29	25	9	2	0	0	0	0	0	0	0	88
16:45	4	20	40	16	9	1	1	0	0	0	0	0	0	91
17:00	12	21	34	31	9	1	0	0	0	0	0	0	0	108
17:15	5	14	25	29	8	2	0	0	0	0	0	0	0	83
17:30	8	10	26	30	16	3	0	0	0	0	0	0	0	93
17:45	6	15	31	19	15	0	0	0	0	0	0	0	0	86
18:00	6	7	18	38	18	5	0	0	0	0	0	0	0	92
18:15	2	2	19	24	13	1	1	0	0	0	0	0	0	62
18:30	6	13	23	30	9	2	1	0	0	0	0	0	0	84
18:45	2	12	22	25	10	2	0	0	0	0	0	0	0	73
19:00	1	8	17	17	7	2	1	0	0	0	0	0	0	53
19:15	2	0	16	23	9	0	0	0	0	0	0	0	0	50
19:30	1	4	17	18	6	2	1	0	0	0	0	0	0	49
19:45	0	3	13	19	10	0	1	0	0	0	0	0	0	46
20:00	1	2	12	17	5	2	0	0	0	0	0	0	0	39
20:15	0	4	11	15	9	0	0	0	0	0	0	0	0	39
20:30	0	4	4	17	5	1	0	0	0	0	0	0	0	31
20:45	0	3	12	15	6	0	0	0	0	0	0	0	0	36
21:00	1	1	10	10	4	1	1	0	0	0	0	0	0	28
21:15	1	3	12	13	5	0	0	0	0	0	0	0	0	34
21:30	0	1	7	13	3	0	0	0	0	0	0	0	0	24
21:45	0	1	3	11	2	0	0	0	0	0	0	0	0	17
22:00	0	1	13	8	2	0	0	0	0	0	0	0	0	24
22:15	0	1	5	3	1	2	0	0	0	0	0	0	0	12
22:30	0	0	4	5	2	2	0	0	0	0	0	0	0	13
22:45	0	1	2	4	1	0	0	0	0	0	0	0	0	8
23:00	0	0	3	8	2	0	0	0	0	0	0	0	0	13
23:15	0	0	2	4	3	0	0	0	0	0	0	0	0	9
23:30	0	0	1	1	3	0	0	0	0	0	0	0	0	5
23:45	0	1	4	9	2	0	0	0	0	0	0	0	0	16
Totals	296	483	1400	1795	716	150	24							4864
% of Totals	6%	10%	29%	37%	15%	3%	0%							100%

AM Volumes	116	150	505	715	275	52	8	0	0	0	0	0	0	1823
% AM	2%	3%	10%	15%	6%	1%	0%							37%
AM Peak Hour	7:45	7:30	7:15	7:30	11:30	11:45	7:00							7:15
Volume	45	52	126	170	53	20	3							436
PM Volumes	180	333	895	1080	441	98	16	0	0	0	0	0	0	3043
% PM	4%	7%	18%	22%	9%	2%	0%							63%
PM Peak Hour	14:30	16:15	16:15	14:30	14:45	12:00	12:30							14:30
Volume	54	68	132	154	69	25	4							473

Directional Peak Periods	AM 7-9			NOON 12-2			PM 4-6			Off Peak Volumes		
All Classes	Volume	⟷	%	Volume	⟷	%	Volume	⟷	%	Volume	⟷	%
	713		15%	630		13%	754		16%	2767		57%

Street Name	Direction	Percentiles					
		15th	50th	Average	85th	95th	ADT
W Verdugo Ave	Summary	19	26	25	31	35	4864

Prepared by National Data & Surveying Services

SPEED

W Verdugo Ave Bet. S Glenwood Pl & Victory Blvd

Day: Thursday
Date: 1/20/2022

City: Burbank
Project #: CA22_020022_034e

East Bound

Time	< 15	15 - 19	20 - 24	25 - 29	30 - 34	35 - 39	40 - 44	45 - 49	50 - 54	55 - 59	60 - 64	65 - 69	70 +	Total
0:00 AM	0	0	4	2	3	0	0	0	0	0	0	0	0	9
1:00	1	1	0	2	3	1	0	0	0	0	0	0	0	8
2:00	1	1	0	3	1	0	0	0	0	0	0	0	0	6
3:00	0	1	0	2	0	0	0	0	0	0	0	0	0	3
4:00	0	1	2	2	4	1	0	0	0	0	0	0	0	10
5:00	0	2	5	13	4	0	0	0	0	0	0	0	0	24
6:00	2	4	10	23	9	3	1	0	0	0	0	0	0	52
7:00	21	29	45	34	23	7	2	0	0	0	0	0	0	161
8:00	32	26	37	32	13	2	1	0	0	0	0	0	0	143
9:00	12	14	37	52	20	4	3	0	0	0	0	0	0	142
10:00	12	15	33	53	26	12	0	0	0	0	0	0	0	151
11:00	16	19	53	42	22	3	0	0	0	0	0	0	0	155
12:00 PM	15	16	51	47	17	15	1	0	0	0	0	0	0	162
13:00	11	25	62	40	22	4	1	0	0	0	0	0	0	165
14:00	29	28	43	53	21	5	0	0	0	0	0	0	0	179
15:00	33	39	53	55	39	5	1	0	0	0	0	0	0	225
16:00	25	48	64	47	29	12	4	0	0	0	0	0	0	229
17:00	31	55	57	38	30	4	0	0	0	0	0	0	0	215
18:00	14	28	51	46	28	8	2	0	0	0	0	0	0	177
19:00	3	13	35	30	17	4	2	0	0	0	0	0	0	104
20:00	0	11	19	31	16	2	0	0	0	0	0	0	0	79
21:00	2	4	18	23	6	1	1	0	0	0	0	0	0	55
22:00	0	3	17	9	2	4	0	0	0	0	0	0	0	35
23:00	0	1	3	11	6	0	0	0	0	0	0	0	0	21
Totals	260	384	699	690	361	97	19							2510
% of Totals	10%	15%	28%	27%	14%	4%	1%							100%

AM Volumes	97	113	226	260	128	33	7	0	0	0	0	0	0	864
% AM	4%	5%	9%	10%	5%	1%	0%							34%
AM Peak Hour	8:00	7:00	11:00	10:00	10:00	10:00	9:00							7:00
Volume	32	29	53	53	26	12	3							161
PM Volumes	163	271	473	430	233	64	12	0	0	0	0	0	0	1646
% PM	6%	11%	19%	17%	9%	3%	0%							66%
PM Peak Hour	15:00	17:00	16:00	15:00	15:00	12:00	16:00							16:00
Volume	33	55	64	55	39	15	4							229

Directional Peak Periods	AM 7-9			NOON 12-2			PM 4-6			Off Peak Volumes		
All Speeds	Volume		%	Volume		%	Volume		%	Volume		%
	304	↔	12%	327	↔	13%	444	↔	18%	1435	↔	57%

Street Name	Direction	Percentiles					
		15th	50th	Average	85th	95th	ADT
W Verdugo Ave	East Bound	17	24	24	31	35	2510
W Verdugo Ave	West Bound	22	27	26	31	34	2354

Prepared by National Data & Surveying Services

SPEED

W Verdugo Ave Bet. S Glenwood Pl & Victory Blvd

Day: Thursday
Date: 1/20/2022

City: Burbank
Project #: CA22_020022_034w

West Bound

Time	< 15	15 - 19	20 - 24	25 - 29	30 - 34	35 - 39	40 - 44	45 - 49	50 - 54	55 - 59	60 - 64	65 - 69	70 +	Total
0:00 AM	0	1	5	8	3	1	0	0	0	0	0	0	0	18
1:00	1	1	2	7	0	0	0	0	0	0	0	0	0	11
2:00	1	1	1	2	1	0	0	0	0	0	0	0	0	6
3:00	0	0	0	4	0	0	0	0	0	0	0	0	0	4
4:00	0	0	3	6	0	0	0	0	0	0	0	0	0	9
5:00	0	1	7	11	5	0	0	0	0	0	0	0	0	24
6:00	2	2	24	46	9	0	0	0	0	0	0	0	0	83
7:00	6	12	80	113	21	6	1	0	0	0	0	0	0	239
8:00	6	7	26	94	32	5	0	0	0	0	0	0	0	170
9:00	0	6	41	62	23	4	0	0	0	0	0	0	0	136
10:00	1	4	37	47	23	1	0	0	0	0	0	0	0	113
11:00	2	2	53	55	30	2	0	0	0	0	0	0	0	144
12:00 PM	4	5	37	78	24	10	0	0	0	0	0	0	0	158
13:00	3	8	31	69	26	6	2	0	0	0	0	0	0	145
14:00	3	16	57	99	31	6	0	0	0	0	0	0	0	212
15:00	2	6	75	78	22	2	1	0	0	0	0	0	0	186
16:00	1	10	56	58	25	5	0	0	0	0	0	0	0	155
17:00	0	5	59	71	18	2	0	0	0	0	0	0	0	155
18:00	2	6	31	71	22	2	0	0	0	0	0	0	0	134
19:00	1	2	28	47	15	0	1	0	0	0	0	0	0	94
20:00	1	2	20	33	9	1	0	0	0	0	0	0	0	66
21:00	0	2	14	24	8	0	0	0	0	0	0	0	0	48
22:00	0	0	7	11	4	0	0	0	0	0	0	0	0	22
23:00	0	0	7	11	4	0	0	0	0	0	0	0	0	22
Totals	36	99	701	1105	355	53	5							2354
% of Totals	2%	4%	30%	47%	15%	2%	0%							100%

AM Volumes	19	37	279	455	147	19	1	0	0	0	0	0	0	957
% AM	1%	2%	12%	19%	6%	1%	0%							41%
AM Peak Hour	7:00	7:00	7:00	7:00	8:00	7:00	7:00							7:00
Volume	6	12	80	113	32	6	1							239
PM Volumes	17	62	422	650	208	34	4	0	0	0	0	0	0	1397
% PM	1%	3%	18%	28%	9%	1%	0%							59%
PM Peak Hour	12:00	14:00	15:00	14:00	14:00	12:00	13:00							14:00
Volume	4	16	75	99	31	10	2							212

Directional Peak Periods	AM 7-9			NOON 12-2			PM 4-6			Off Peak Volumes		
All Speeds	Volume	↔	%	Volume	↔	%	Volume	↔	%	Volume	↔	%
	409	↔	17%	303	↔	13%	310	↔	13%	1332	↔	57%

Street Name	Direction	Percentiles					
		15th	50th	Average	85th	95th	ADT
W Verdugo Ave	East Bound	17	24	24	31	35	2510
W Verdugo Ave	West Bound	22	27	26	31	34	2354

Prepared by National Data & Surveying Services

SPEED

W Verdugo Ave Bet. S Glenwood Pl & Victory Blvd

Day: Thursday
Date: 1/20/2022

City: Burbank
Project #: CA22_020022_034

Summary

Time	< 15	15 - 19	20 - 24	25 - 29	30 - 34	35 - 39	40 - 44	45 - 49	50 - 54	55 - 59	60 - 64	65 - 69	70 +	Total
0:00 AM	0	1	9	10	6	1	0	0	0	0	0	0	0	27
1:00	2	2	2	9	3	1	0	0	0	0	0	0	0	19
2:00	2	2	1	5	2	0	0	0	0	0	0	0	0	12
3:00	0	1	0	6	0	0	0	0	0	0	0	0	0	7
4:00	0	1	5	8	4	1	0	0	0	0	0	0	0	19
5:00	0	3	12	24	9	0	0	0	0	0	0	0	0	48
6:00	4	6	34	69	18	3	1	0	0	0	0	0	0	135
7:00	27	41	125	147	44	13	3	0	0	0	0	0	0	400
8:00	38	33	63	126	45	7	1	0	0	0	0	0	0	313
9:00	12	20	78	114	43	8	3	0	0	0	0	0	0	278
10:00	13	19	70	100	49	13	0	0	0	0	0	0	0	264
11:00	18	21	106	97	52	5	0	0	0	0	0	0	0	299
12:00 PM	19	21	88	125	41	25	1	0	0	0	0	0	0	320
13:00	14	33	93	109	48	10	3	0	0	0	0	0	0	310
14:00	32	44	100	152	52	11	0	0	0	0	0	0	0	391
15:00	35	45	128	133	61	7	2	0	0	0	0	0	0	411
16:00	26	58	120	105	54	17	4	0	0	0	0	0	0	384
17:00	31	60	116	109	48	6	0	0	0	0	0	0	0	370
18:00	16	34	82	117	50	10	2	0	0	0	0	0	0	311
19:00	4	15	63	77	32	4	3	0	0	0	0	0	0	198
20:00	1	13	39	64	25	3	0	0	0	0	0	0	0	145
21:00	2	6	32	47	14	1	1	0	0	0	0	0	0	103
22:00	0	3	24	20	6	4	0	0	0	0	0	0	0	57
23:00	0	1	10	22	10	0	0	0	0	0	0	0	0	43
Totals	296	483	1400	1795	716	150	24							4864
% of Totals	6%	10%	29%	37%	15%	3%	0%							100%

AM Volumes	116	150	505	715	275	52	8	0	0	0	0	0	0	1821
% AM	2%	3%	10%	15%	6%	1%	0%							37%
AM Peak Hour	8:00	7:00	7:00	7:00	11:00	7:00	7:00							7:00
Volume	38	41	125	147	52	13	3							400
PM Volumes	180	333	895	1080	441	98	16	0	0	0	0	0	0	3043
% PM	4%	7%	18%	22%	9%	2%	0%							63%
PM Peak Hour	15:00	17:00	15:00	14:00	15:00	12:00	16:00							15:00
Volume	35	60	128	152	61	25	4							411

Directional Peak Periods	AM 7-9			NOON 12-2			PM 4-6			Off Peak Volumes		
All Speeds	Volume		%	Volume		%	Volume		%	Volume		%
	713	↔	15%	630	↔	13%	754	↔	16%	2767	↔	57%

Street Name	Direction	Percentiles					
		15th	50th	Average	85th	95th	ADT
W Verdugo Ave	Summary	19	26	25	31	35	4864

Prepared by NDS/ATD

Prepared by National Data & Surveying Services

VOLUME

W Verdugo Ave Bet. S Glenwood Pl & Victory Blvd

Day: Thursday
Date: 1/20/2022

City: Burbank
Project #: CA22_020022_034

DAILY TOTALS	NB	SB	EB	WB	Total
	0	0	2,510	2,354	4,864

AM Period	NB	SB	EB		WB		TOTAL		PM Period	NB	SB	EB		WB		TOTAL	
0:00	0	0	1		4		5		12:00	0	0	44		43		87	
0:15	0	0	1		4		5		12:15	0	0	48		39		87	
0:30	0	0	4		7		11		12:30	0	0	33		32		65	
0:45	0	0	3	9	3	18	6	27	12:45	0	0	37	162	44	158	81	320
1:00	0	0	4		4		8		13:00	0	0	57		35		92	
1:15	0	0	1		3		4		13:15	0	0	43		31		74	
1:30	0	0	3		3		6		13:30	0	0	35		39		74	
1:45	0	0	0	8	1	11	1	19	13:45	0	0	30	165	40	145	70	310
2:00	0	0	1		3		4		14:00	0	0	43		50		93	
2:15	0	0	2		2		4		14:15	0	0	40		42		82	
2:30	0	0	3		1		4		14:30	0	0	54		55		109	
2:45	0	0	0	6	0	6		12	14:45	0	0	42	179	65	212	107	391
3:00	0	0	1		2		3		15:00	0	0	73		69		142	
3:15	0	0	0		0				15:15	0	0	64		51		115	
3:30	0	0	1		2		3		15:30	0	0	51		33		84	
3:45	0	0	1	3	0	4	1	7	15:45	0	0	37	225	33	186	70	411
4:00	0	0	1		2		3		16:00	0	0	65		39		104	
4:15	0	0	0		3		3		16:15	0	0	67		34		101	
4:30	0	0	3		1		4		16:30	0	0	50		38		88	
4:45	0	0	6	10	3	9	9	19	16:45	0	0	47	229	44	155	91	384
5:00	0	0	2		4		6		17:00	0	0	62		46		108	
5:15	0	0	5		7		12		17:15	0	0	47		36		83	
5:30	0	0	8		8		16		17:30	0	0	55		38		93	
5:45	0	0	9	24	5	24	14	48	17:45	0	0	51	215	35	155	86	370
6:00	0	0	9		14		23		18:00	0	0	51		41		92	
6:15	0	0	17		10		27		18:15	0	0	34		28		62	
6:30	0	0	9		19		28		18:30	0	0	51		33		84	
6:45	0	0	17	52	40	83	57	135	18:45	0	0	41	177	32	134	73	311
7:00	0	0	25		28		53		19:00	0	0	28		25		53	
7:15	0	0	25		40		65		19:15	0	0	24		26		50	
7:30	0	0	41		75		116		19:30	0	0	27		22		49	
7:45	0	0	70	161	96	239	166	400	19:45	0	0	25	104	21	94	46	198
8:00	0	0	48		41		89		20:00	0	0	19		20		39	
8:15	0	0	24		36		60		20:15	0	0	23		16		39	
8:30	0	0	41		50		91		20:30	0	0	15		16		31	
8:45	0	0	30	143	43	170	73	313	20:45	0	0	22	79	14	66	36	145
9:00	0	0	33		28		61		21:00	0	0	18		10		28	
9:15	0	0	49		44		93		21:15	0	0	17		17		34	
9:30	0	0	19		31		50		21:30	0	0	10		14		24	
9:45	0	0	41	142	33	136	74	278	21:45	0	0	10	55	7	48	17	103
10:00	0	0	27		29		56		22:00	0	0	17		7		24	
10:15	0	0	42		30		72		22:15	0	0	8		4		12	
10:30	0	0	51		19		70		22:30	0	0	6		7		13	
10:45	0	0	31	151	35	113	66	264	22:45	0	0	4	35	4	22	8	57
11:00	0	0	37		42		79		23:00	0	0	3		10		13	
11:15	0	0	29		34		63		23:15	0	0	3		6		9	
11:30	0	0	35		34		69		23:30	0	0	3		2		5	
11:45	0	0	54	155	34	144	88	299	23:45	0	0	12	21	4	22	16	43
TOTALS				864		957		**1821**	**TOTALS**				1646		1397		**3043**
SPLIT %				47.4%		52.6%		**37.4%**	**SPLIT %**				54.1%		45.9%		**62.6%**

DAILY TOTALS	NB	SB	EB	WB	Total
	0	0	2,510	2,354	4,864

AM Peak Hour			7:15	7:15	**7:15**	**PM Peak Hour**			14:30	14:30	**14:30**
AM Pk Volume			184	252	**436**	**PM Pk Volume**			233	240	**473**
Pk Hr Factor			0.657	0.656	**0.657**	**Pk Hr Factor**			0.798	0.870	**0.833**
7 - 9 Volume	0	0	304	409	**713**	**4 - 6 Volume**	0	0	444	310	**754**
7 - 9 Peak Hour			7:15	7:15	**7:15**	**4 - 6 Peak Hour**			16:00	16:30	**16:15**
7 - 9 Pk Volume	0	0	184	252	**436**	**4 - 6 Pk Volume**	0	0	229	164	**388**
Pk Hr Factor	0.000	0.000	0.657	0.656	**0.657**	**Pk Hr Factor**	0.000	0.000	0.854	0.891	**0.898**

Prepared by NDS/ATD

Project #: CA22_020022_034 **City:** Burbank

Location: W Verdugo Ave Bet. S Glenwood Pl & **Date:** 1/20/2022

Prepared by National Data & Surveying Services

SPEED

W Verdugo Ave Bet. S Glenwood Pl & Victory Blvd

Day: Tuesday
Date: 1/18/2022

City: Burbank
Project #: CA22_020022_034e

East Bound

Time	< 15	15 - 19	20 - 24	25 - 29	30 - 34	35 - 39	40 - 44	45 - 49	50 - 54	55 - 59	60 - 64	65 - 69	70 +	Total
0:00 AM	0	0	1	2	2	0	0	0	0	0	0	0	0	5
0:15	0	0	0	0	0	0	0	0	0	0	0	0	0	0
0:30	0	0	3	1	2	0	0	0	0	0	0	0	0	6
0:45	0	2	0	0	0	0	0	0	0	0	0	0	0	2
1:00	0	3	1	2	0	0	0	0	0	0	0	0	0	6
1:15	0	0	1	0	1	0	0	0	0	0	0	0	0	2
1:30	0	0	2	1	0	0	0	0	0	0	0	0	0	3
1:45	0	0	1	1	0	0	0	0	0	0	0	0	0	2
2:00	0	0	1	1	0	0	0	0	0	0	0	0	0	2
2:15	0	0	0	0	2	0	0	0	0	0	0	0	0	2
2:30	0	0	0	1	2	0	0	0	0	0	0	0	0	3
2:45	0	0	0	3	0	0	0	0	0	0	0	0	0	3
3:00	0	0	0	0	0	0	0	0	0	0	0	0	0	0
3:15	0	0	0	1	1	0	0	0	0	0	0	0	0	2
3:30	0	0	0	1	0	0	0	0	0	0	0	0	0	1
3:45	0	0	0	2	0	0	0	0	0	0	0	0	0	2
4:00	0	0	1	0	0	0	0	0	0	0	0	0	0	1
4:15	0	0	0	1	1	0	0	0	0	0	0	0	0	2
4:30	0	0	1	2	0	0	0	0	0	0	0	0	0	3
4:45	0	0	2	5	2	0	0	0	0	0	0	0	0	9
5:00	0	0	2	1	1	0	0	0	0	0	0	0	0	4
5:15	0	1	0	0	1	0	0	0	0	0	0	0	0	2
5:30	0	0	0	2	1	0	0	0	0	0	0	0	0	3
5:45	0	1	2	4	0	1	0	0	0	0	0	0	0	8
6:00	0	0	2	1	3	0	0	1	0	0	0	0	0	7
6:15	1	1	3	6	2	0	2	0	0	0	0	0	0	15
6:30	0	0	4	1	3	0	0	0	0	0	0	0	0	8
6:45	0	2	5	4	2	0	0	0	0	0	0	0	0	13
7:00	0	3	9	7	3	0	0	0	0	0	0	0	0	22
7:15	1	4	8	3	4	0	1	0	0	0	0	0	0	21
7:30	5	7	11	6	2	0	0	0	0	0	0	0	0	31
7:45	13	23	22	21	5	0	0	0	0	0	0	0	0	84
8:00	13	7	11	16	9	1	0	0	0	0	0	0	0	57
8:15	4	5	13	7	5	2	0	0	0	0	0	0	0	36
8:30	4	3	8	9	6	1	0	0	0	0	0	0	0	31
8:45	6	7	8	3	4	0	0	0	0	0	0	0	0	28
9:00	11	5	10	11	3	3	0	0	0	0	0	0	0	43
9:15	5	6	13	6	4	1	1	0	0	0	0	0	0	36
9:30	2	7	10	6	10	2	0	0	0	0	0	0	0	37
9:45	0	2	3	11	4	5	0	0	0	0	0	0	0	25
10:00	3	7	10	11	10	2	0	0	0	0	0	0	0	43
10:15	0	5	15	8	7	1	0	0	0	0	0	0	0	36
10:30	3	5	14	14	3	0	0	0	1	0	0	0	0	40
10:45	2	13	12	9	4	0	0	0	0	0	0	0	0	40
11:00	2	9	11	9	9	3	0	0	0	0	0	0	0	43
11:15	2	5	13	6	7	4	0	0	0	0	0	0	0	37
11:30	14	5	13	13	3	3	0	0	0	0	0	0	0	51
11:45	6	6	21	9	5	1	0	0	0	0	0	0	0	48
12:00 PM	9	11	12	4	3	3	0	0	0	0	0	0	0	42
12:15	3	12	17	11	5	2	0	0	0	0	0	0	0	50
12:30	4	7	12	5	4	0	0	0	0	0	0	0	0	32
12:45	2	3	8	15	1	0	0	0	0	0	0	0	0	29
13:00	4	4	7	13	3	2	0	0	0	0	0	0	0	33
13:15	10	12	15	7	6	2	0	0	0	0	0	0	0	52
13:30	6	9	14	11	3	0	1	0	0	0	0	0	0	44
13:45	8	5	12	15	5	2	1	0	0	0	0	0	0	48
14:00	6	7	10	21	5	1	0	0	0	0	0	0	0	50
14:15	3	8	12	18	6	5	0	0	0	0	0	0	0	52
14:30	3	10	12	11	8	2	0	0	0	0	0	0	0	46
14:45	5	5	20	14	10	5	0	0	0	0	0	0	0	59
15:00	14	17	21	17	4	0	0	0	0	0	0	0	0	73
15:15	6	17	19	11	11	5	1	0	0	0	0	0	0	70
15:30	8	10	16	17	4	1	0	0	0	0	0	0	0	56
15:45	2	7	14	16	5	1	0	0	0	0	0	0	0	45
16:00	2	4	13	17	15	3	2	0	0	0	0	0	0	56
16:15	8	14	10	9	11	1	0	0	0	0	0	0	0	53
16:30	5	9	21	9	11	3	0	0	0	0	0	0	0	58
16:45	6	8	10	16	4	3	1	0	0	0	0	0	0	48
17:00	13	13	14	14	5	4	0	0	0	0	0	0	0	63
17:15	18	14	17	14	1	5	0	0	0	0	0	0	0	69
17:30	5	10	17	10	2	1	0	0	0	0	0	0	0	45
17:45	6	5	14	14	9	1	0	0	0	0	0	0	0	49
18:00	6	7	18	10	7	0	0	0	0	0	0	0	0	48
18:15	6	5	12	14	2	1	0	0	0	0	0	0	0	40
18:30	7	5	9	9	7	0	0	0	0	0	0	0	0	37
18:45	5	4	13	13	3	2	0	0	0	0	0	0	0	40
19:00	1	4	11	14	1	0	0	0	0	0	0	0	0	31
19:15	0	5	11	6	11	0	0	0	0	0	0	0	0	33
19:30	1	5	5	10	4	4	0	0	0	0	0	0	0	29
19:45	2	3	12	15	2	0	0	0	0	0	0	0	0	34
20:00	0	2	4	3	5	1	0	0	0	0	0	0	0	15
20:15	0	3	8	4	2	1	0	0	0	0	0	0	0	18
20:30	1	5	6	8	2	0	0	0	0	0	0	0	0	22
20:45	0	1	4	7	7	0	0	1	0	0	0	0	0	20
21:00	1	1	3	6	2	1	0	0	0	0	0	0	0	14
21:15	0	3	5	5	1	1	0	0	0	0	0	0	0	15
21:30	1	0	6	5	5	0	0	0	0	0	0	0	0	17
21:45	0	4	4	2	1	0	0	0	0	0	0	0	0	11
22:00	0	0	3	5	1	0	1	0	0	0	0	0	0	10
22:15	0	3	2	3	2	1	0	0	0	0	0	0	0	11
22:30	0	0	0	4	3	0	0	0	0	0	0	0	0	7
22:45	0	0	4	7	0	0	0	1	0	0	0	0	0	12
23:00	0	1	4	3	3	0	0	0	0	0	0	0	0	11
23:15	0	1	3	1	1	0	0	0	0	0	0	0	0	6
23:30	0	0	2	1	2	0	0	0	0	0	0	0	0	5
23:45	0	1	0	2	1	0	0	0	0	0	0	0	0	4
Totals	284	428	753	694	349	94	11	3	1					2617
% of Totals	11%	16%	29%	27%	13%	4%	0%	0%	0%					100%

AM Volumes	97	144	267	228	133	30	4	1	1	0	0	0	0	905
% AM	4%	6%	10%	9%	5%	1%	0%	0%	0%					35%
AM Peak Hour	7:30	7:30	11:30	7:45	9:30	9:00	5:30	5:15	9:45					7:30
Volume	35	42	63	53	31	11	2	1	1					208
PM Volumes	187	284	486	466	216	64	7	2	0	0	0	0	0	1712
% PM	7%	11%	19%	18%	8%	2%	0%	0%						65%
PM Peak Hour	16:30	15:00	14:45	13:30	15:45	16:30	15:15	20:00						14:45
Volume	42	51	76	65	42	15	3	1						258

Directional Peak Periods	AM 7-9			NOON 12-2			PM 4-6			Off Peak Volumes		
All Classes	Volume	⟷	%	Volume	⟷	%	Volume	⟷	%	Volume	⟷	%
	310	⟷	12%	330	⟷	13%	441	⟷	17%	1536	⟷	59%

Street Name	Direction	Percentiles					
		15th	50th	Average	85th	95th	ADT
W Verdugo Ave	East Bound	16	24	24	31	35	2617
W Verdugo Ave	West Bound	22	27	27	31	34	2475

Prepared by National Data & Surveying Services

SPEED

W Verdugo Ave Bet. S Glenwood Pl & Victory Blvd

Day: Tuesday
Date: 1/18/2022

City: Burbank
Project #: CA22_020022_034w

West Bound

Time	< 15	15 - 19	20 - 24	25 - 29	30 - 34	35 - 39	40 - 44	45 - 49	50 - 54	55 - 59	60 - 64	65 - 69	70 +	Total
0:00 AM	0	0	1	2	1	0	0	0	0	0	0	0	0	4
0:15	0	0	0	0	0	0	0	0	0	0	0	0	0	0
0:30	0	0	1	2	1	0	0	0	0	0	0	0	0	4
0:45	0	0	2	2	1	0	0	0	0	0	0	0	0	5
1:00	0	0	1	1	0	0	0	0	0	0	0	0	0	2
1:15	0	0	0	0	0	0	0	0	0	0	0	0	0	0
1:30	0	0	1	1	0	0	0	0	0	0	0	0	0	2
1:45	0	0	0	2	1	0	0	0	0	0	0	0	0	3
2:00	0	0	1	1	0	0	0	0	0	0	0	0	0	2
2:15	0	0	0	0	0	0	0	0	0	0	0	0	0	0
2:30	0	0	0	0	0	0	0	0	0	0	0	0	0	0
2:45	0	0	1	1	0	0	0	0	0	0	0	0	0	2
3:00	0	0	0	0	0	0	0	0	0	0	0	0	0	0
3:15	0	0	0	0	0	0	0	0	0	0	0	0	0	0
3:30	0	0	1	1	0	0	0	0	0	0	0	0	0	2
3:45	0	0	0	0	0	0	0	0	0	0	0	0	0	0
4:00	0	0	0	0	0	0	0	0	0	0	0	0	0	0
4:15	0	0	1	1	0	0	0	0	0	0	0	0	0	2
4:30	0	0	0	0	0	0	0	0	0	0	0	0	0	0
4:45	0	0	0	0	0	0	0	0	0	0	0	0	0	0
5:00	0	0	2	3	1	0	0	0	0	0	0	0	0	6
5:15	0	0	1	2	1	0	0	0	0	0	0	0	0	4
5:30	0	0	3	5	2	0	0	0	0	0	0	0	0	10
5:45	0	1	4	7	3	0	0	0	0	0	0	0	0	15
6:00	0	0	3	5	2	0	0	0	0	0	0	0	0	10
6:15	0	0	4	6	1	0	0	0	0	0	0	0	0	11
6:30	0	1	4	7	2	0	0	0	0	0	0	0	0	14
6:45	0	2	9	15	5	1	0	0	0	0	0	0	0	32
7:00	0	1	7	11	4	0	0	0	0	0	0	0	0	23
7:15	0	1	10	17	6	1	0	0	0	0	0	0	0	35
7:30	0	2	24	38	7	2	0	0	0	0	0	0	0	73
7:45	0	5	26	42	8	1	0	0	0	0	0	0	0	82
8:00	0	0	14	18	5	3	0	0	0	0	0	0	0	40
8:15	1	1	7	26	7	1	0	0	0	0	0	0	0	43
8:30	0	2	12	27	11	0	0	0	0	0	0	0	0	52
8:45	0	1	9	21	7	3	0	0	0	0	0	0	0	41
9:00	1	2	19	15	4	1	0	0	0	0	0	0	0	42
9:15	0	3	13	19	9	1	0	0	0	0	0	0	0	45
9:30	0	0	9	18	4	0	0	0	0	0	0	0	0	31
9:45	0	1	8	23	8	3	0	0	0	0	0	0	0	43
10:00	0	2	4	25	5	1	0	0	0	0	0	0	0	37
10:15	0	1	9	17	8	0	0	0	0	0	0	0	0	35
10:30	1	1	17	18	9	2	0	0	0	0	0	0	0	48
10:45	0	3	10	14	7	1	0	0	0	0	0	0	0	35
11:00	1	1	9	16	8	2	0	0	0	0	0	0	0	37
11:15	0	2	10	17	7	3	0	0	1	0	0	0	0	40
11:30	0	0	18	18	5	2	0	0	0	0	0	0	0	43
11:45	0	2	7	23	4	1	0	0	0	0	0	0	0	37
12:00 PM	1	3	13	14	16	2	0	0	0	0	0	0	0	49
12:15	1	1	14	16	5	1	0	0	0	0	0	0	0	38
12:30	0	0	10	19	11	0	0	0	0	0	0	0	0	40
12:45	1	0	6	15	7	0	0	0	0	0	0	0	0	29
13:00	2	1	13	17	9	1	1	0	0	0	0	0	0	44
13:15	1	0	8	18	4	0	0	1	0	0	0	0	0	32
13:30	0	1	12	19	10	0	0	1	0	0	0	0	0	43
13:45	0	1	10	20	12	0	0	0	0	0	0	0	0	43
14:00	0	2	6	28	12	1	0	0	0	0	0	0	0	49
14:15	0	1	12	19	9	1	1	0	0	0	0	0	0	43
14:30	0	3	16	18	7	2	0	0	0	0	0	0	0	46
14:45	1	2	32	25	9	3	0	1	0	0	0	0	0	73
15:00	1	3	22	37	5	1	0	0	0	0	0	0	0	69
15:15	0	1	14	27	1	3	0	0	0	0	0	0	0	46
15:30	0	7	15	21	7	1	0	0	0	0	0	0	0	51
15:45	0	0	12	22	6	0	0	0	0	0	0	0	0	40
16:00	0	1	4	8	7	3	1	0	0	0	0	0	0	24
16:15	1	3	15	22	5	0	0	0	0	0	0	0	0	46
16:30	3	4	13	15	11	2	0	0	0	0	0	0	0	48
16:45	0	5	17	18	6	0	0	0	0	0	0	0	0	46
17:00	0	3	12	28	7	4	1	0	0	0	0	0	0	55
17:15	0	1	13	23	8	2	0	0	0	0	0	0	0	47
17:30	3	1	10	26	5	0	0	0	0	0	0	0	0	45
17:45	0	0	15	18	9	0	1	0	0	0	0	0	0	43
18:00	1	0	12	8	7	3	0	0	0	0	0	0	0	31
18:15	0	0	10	16	4	2	1	0	0	0	0	0	0	33
18:30	0	0	9	17	6	1	0	0	0	0	0	0	0	33
18:45	0	0	3	27	7	0	0	0	0	0	0	0	0	37
19:00	0	4	8	18	3	0	0	0	0	0	0	0	0	33
19:15	0	0	6	8	6	0	0	0	0	0	0	0	0	20
19:30	1	0	5	5	3	0	0	0	0	0	0	0	0	14
19:45	0	1	7	12	4	1	0	0	0	0	0	0	0	25
20:00	0	0	6	8	2	0	0	0	0	0	0	0	0	16
20:15	0	1	9	9	3	0	0	1	0	0	0	0	0	23
20:30	0	0	2	7	2	1	0	0	0	0	0	0	0	12
20:45	0	1	7	5	3	0	0	0	0	0	0	0	0	16
21:00	0	0	4	6	2	1	0	0	0	0	0	0	0	13
21:15	0	0	6	9	1	1	0	0	0	0	0	0	0	17
21:30	0	0	0	7	3	0	0	0	0	0	0	0	0	10
21:45	0	0	4	1	0	0	0	0	0	0	0	0	0	5
22:00	0	1	2	5	3	0	0	0	0	0	0	0	0	11
22:15	0	1	5	7	1	1	0	0	0	0	0	0	0	15
22:30	0	0	2	4	1	0	0	0	0	0	0	0	0	7
22:45	0	0	1	2	2	0	0	0	0	0	0	0	0	5
23:00	0	0	2	6	0	0	0	0	0	0	0	0	0	8
23:15	0	0	1	3	0	0	0	0	0	0	0	0	0	4
23:30	0	0	0	2	0	0	0	0	0	0	0	0	0	2
23:45	0	1	1	0	1	1	0	0	0	0	0	0	0	4
Totals	21	89	703	1172	406	68	6	4	1					2475
% of Totals	1%	4%	29%	47%	16%	3%	0%	0%	0%					100%

AM Volumes	4	35	282	487	154	29	0	0	1	0	0	0	0	992
% AM	0%	1%	11%	20%	6%	1%			0%					40%
AM Peak Hour	8:15	7:00	7:15	7:30	11:45	10:30			10:30					7:30
Volume	2	9	74	124	36	8			1					238
PM Volumes	17	54	426	685	252	39	6	4	0	0	0	0	0	1483
% PM	1%	2%	17%	28%	10%	2%	0%	0%						60%
PM Peak Hour	12:15	16:15	14:30	14:45	13:30	14:30	17:00	12:45						14:45
Volume	4	15	84	110	43	9	2	2						239

Directional Peak Periods	AM 7-9			NOON 12-2			PM 4-6			Off Peak Volumes		
All Classes	Volume	⟷	%	Volume	⟷	%	Volume	⟷	%	Volume	⟷	%
	389	⟷	16%	318	⟷	13%	354	⟷	14%	1414	⟷	57%

Street Name	Direction	Percentiles					
		15th	50th	Average	85th	95th	ADT
W Verdugo Ave	East Bound	16	24	24	31	35	2617
W Verdugo Ave	West Bound	22	27	27	31	34	2475

Prepared by National Data & Surveying Services

SPEED

W Verdugo Ave Bet. S Glenwood Pl & Victory Blvd

Day: Tuesday
Date: 1/18/2022

City: Burbank
Project #: CA22_020022_034

Summary

Time	< 15	15 - 19	20 - 24	25 - 29	30 - 34	35 - 39	40 - 44	45 - 49	50 - 54	55 - 59	60 - 64	65 - 69	70 +	Total
0:00 AM	0	0	2	4	3	0	0	0	0	0	0	0	0	9
0:15	0	0	0	0	0	0	0	0	0	0	0	0	0	0
0:30	0	0	4	3	3	0	0	0	0	0	0	0	0	10
0:45	0	2	2	2	1	0	0	0	0	0	0	0	0	7
1:00	0	3	2	3	0	0	0	0	0	0	0	0	0	8
1:15	0	0	1	0	1	0	0	0	0	0	0	0	0	2
1:30	0	0	3	2	0	0	0	0	0	0	0	0	0	5
1:45	0	0	1	3	1	0	0	0	0	0	0	0	0	5
2:00	0	0	2	2	0	0	0	0	0	0	0	0	0	4
2:15	0	0	0	0	2	0	0	0	0	0	0	0	0	2
2:30	0	0	0	1	2	0	0	0	0	0	0	0	0	3
2:45	0	0	1	4	0	0	0	0	0	0	0	0	0	5
3:00	0	0	0	0	0	0	0	0	0	0	0	0	0	0
3:15	0	0	0	1	1	0	0	0	0	0	0	0	0	2
3:30	0	0	1	2	0	0	0	0	0	0	0	0	0	3
3:45	0	0	0	2	0	0	0	0	0	0	0	0	0	2
4:00	0	0	1	0	0	0	0	0	0	0	0	0	0	1
4:15	0	0	1	2	1	0	0	0	0	0	0	0	0	4
4:30	0	0	1	2	0	0	0	0	0	0	0	0	0	3
4:45	0	0	2	5	2	0	0	0	0	0	0	0	0	9
5:00	0	0	4	4	2	0	0	0	0	0	0	0	0	10
5:15	0	1	1	2	2	0	0	0	0	0	0	0	0	6
5:30	0	0	3	7	3	0	0	0	0	0	0	0	0	13
5:45	0	2	6	11	3	1	0	0	0	0	0	0	0	23
6:00	0	0	5	6	5	0	0	1	0	0	0	0	0	17
6:15	1	1	7	12	3	0	2	0	0	0	0	0	0	26
6:30	0	1	8	8	5	0	0	0	0	0	0	0	0	22
6:45	0	4	14	19	7	1	0	0	0	0	0	0	0	45
7:00	0	4	16	18	7	0	0	0	0	0	0	0	0	45
7:15	1	5	18	20	10	1	1	0	0	0	0	0	0	56
7:30	5	9	35	44	9	2	0	0	0	0	0	0	0	104
7:45	13	28	48	63	13	1	0	0	0	0	0	0	0	166
8:00	13	7	25	34	14	4	0	0	0	0	0	0	0	97
8:15	5	6	20	33	12	3	0	0	0	0	0	0	0	79
8:30	4	5	20	36	17	1	0	0	0	0	0	0	0	83
8:45	6	8	17	24	11	3	0	0	0	0	0	0	0	69
9:00	12	7	29	26	7	4	0	0	0	0	0	0	0	85
9:15	5	9	26	25	13	2	1	0	0	0	0	0	0	81
9:30	2	7	19	24	14	2	0	0	0	0	0	0	0	68
9:45	0	3	11	34	12	8	0	0	0	0	0	0	0	68
10:00	3	9	14	36	15	3	0	0	0	0	0	0	0	80
10:15	0	6	24	25	15	1	0	0	0	0	0	0	0	71
10:30	4	6	31	32	12	2	0	0	1	0	0	0	0	88
10:45	2	16	22	23	11	1	0	0	0	0	0	0	0	75
11:00	3	10	20	25	17	5	0	0	0	0	0	0	0	80
11:15	2	7	23	23	14	7	0	0	1	0	0	0	0	77
11:30	14	5	31	31	8	5	0	0	0	0	0	0	0	94
11:45	6	8	28	32	9	2	0	0	0	0	0	0	0	85
12:00 PM	10	14	25	18	19	5	0	0	0	0	0	0	0	91
12:15	4	13	31	27	10	3	0	0	0	0	0	0	0	88
12:30	4	7	22	24	15	0	0	0	0	0	0	0	0	72
12:45	3	3	14	30	8	0	0	0	0	0	0	0	0	58
13:00	6	5	20	30	12	3	1	0	0	0	0	0	0	77
13:15	11	12	23	25	10	2	0	1	0	0	0	0	0	84
13:30	6	10	26	30	13	0	1	1	0	0	0	0	0	87
13:45	8	6	22	35	17	2	1	0	0	0	0	0	0	91
14:00	6	9	16	49	17	2	0	0	0	0	0	0	0	99
14:15	3	9	24	37	15	6	1	0	0	0	0	0	0	95
14:30	3	13	28	29	15	4	0	0	0	0	0	0	0	92
14:45	6	7	52	39	19	8	0	1	0	0	0	0	0	132
15:00	15	20	43	54	9	1	0	0	0	0	0	0	0	142
15:15	6	18	33	38	12	8	1	0	0	0	0	0	0	116
15:30	8	17	31	38	11	2	0	0	0	0	0	0	0	107
15:45	2	7	26	38	11	1	0	0	0	0	0	0	0	85
16:00	2	5	17	25	22	6	3	0	0	0	0	0	0	80
16:15	9	17	25	31	16	1	0	0	0	0	0	0	0	99
16:30	8	13	34	24	22	5	0	0	0	0	0	0	0	106
16:45	6	13	27	34	10	3	1	0	0	0	0	0	0	94
17:00	13	16	26	42	12	8	1	0	0	0	0	0	0	118
17:15	18	15	30	37	9	7	0	0	0	0	0	0	0	116
17:30	8	11	27	36	7	1	0	0	0	0	0	0	0	90
17:45	6	5	29	32	18	1	1	0	0	0	0	0	0	92
18:00	7	7	30	18	14	3	0	0	0	0	0	0	0	79
18:15	6	5	22	30	6	3	1	0	0	0	0	0	0	73
18:30	7	5	18	26	13	1	0	0	0	0	0	0	0	70
18:45	5	4	16	40	10	2	0	0	0	0	0	0	0	77
19:00	1	8	19	32	4	0	0	0	0	0	0	0	0	64
19:15	0	5	17	14	17	0	0	0	0	0	0	0	0	53
19:30	2	5	10	15	7	4	0	0	0	0	0	0	0	43
19:45	2	4	19	27	6	1	0	0	0	0	0	0	0	59
20:00	0	2	10	11	7	1	0	0	0	0	0	0	0	31
20:15	0	4	17	13	5	1	0	1	0	0	0	0	0	41
20:30	1	5	8	15	4	1	0	0	0	0	0	0	0	34
20:45	0	2	11	12	10	0	0	1	0	0	0	0	0	36
21:00	1	1	7	12	4	2	0	0	0	0	0	0	0	27
21:15	0	3	11	14	2	2	0	0	0	0	0	0	0	32
21:30	1	0	6	12	8	0	0	0	0	0	0	0	0	27
21:45	0	4	8	3	1	0	0	0	0	0	0	0	0	16
22:00	0	1	5	10	4	0	1	0	0	0	0	0	0	21
22:15	0	4	7	10	3	2	0	0	0	0	0	0	0	26
22:30	0	0	2	8	4	0	0	0	0	0	0	0	0	14
22:45	0	0	5	9	2	0	0	1	0	0	0	0	0	17
23:00	0	1	6	9	3	0	0	0	0	0	0	0	0	19
23:15	0	1	4	4	1	0	0	0	0	0	0	0	0	10
23:30	0	0	2	3	2	0	0	0	0	0	0	0	0	7
23:45	0	2	1	2	2	1	0	0	0	0	0	0	0	8
Totals	305	517	1461	1866	755	162	17	7	2					5092
% of Totals	6%	10%	29%	37%	15%	3%	0%	0%	0%					100%

AM Volumes	101	179	548	715	287	59	4	1	2	0	0	0	0	1897
% AM	2%	4%	11%	14%	6%	1%	0%	0%	0%					37%
AM Peak Hour	7:30	7:30	7:30	7:30	7:45	11:00	5:30	5:15	10:30					7:30
Volume	36	50	128	174	56	19	2	1	2					446
PM Volumes	204	338	912	1151	468	103	13	6	0	0	0	0	0	3195
% PM	4%	7%	18%	23%	9%	2%	0%	0%						63%
PM Peak Hour	16:30	14:45	14:45	14:45	15:45	16:30	15:15	12:45						14:45
Volume	45	62	159	169	71	23	4	2						497

Directional Peak Periods	AM 7-9			NOON 12-2			PM 4-6			Off Peak Volumes		
All Classes	Volume	↔	%	Volume	↔	%	Volume	↔	%	Volume	↔	%
	699	↔	14%	648	↔	13%	795	↔	16%	2950	↔	58%

Street Name	Direction	Percentiles					
		15th	50th	Average	85th	95th	ADT
W Verdugo Ave	Summary	19	26	25	31	35	5092

ATTACHMENT 3 - 700

Prepared by National Data & Surveying Services

SPEED

W Verdugo Ave Bet. S Glenwood Pl & Victory Blvd

Day: Tuesday
Date: 1/18/2022

City: Burbank
Project #: CA22_020022_034e

East Bound

Time	< 15	15 - 19	20 - 24	25 - 29	30 - 34	35 - 39	40 - 44	45 - 49	50 - 54	55 - 59	60 - 64	65 - 69	70 +	Total
0:00 AM	0	2	4	3	4	0	0	0	0	0	0	0	0	13
1:00	0	3	5	4	1	0	0	0	0	0	0	0	0	13
2:00	0	0	1	5	4	0	0	0	0	0	0	0	0	10
3:00	0	0	0	4	1	0	0	0	0	0	0	0	0	5
4:00	0	0	4	8	3	0	0	0	0	0	0	0	0	15
5:00	0	2	4	7	3	1	0	0	0	0	0	0	0	17
6:00	1	3	14	12	10	0	2	1	0	0	0	0	0	43
7:00	19	37	50	37	14	0	1	0	0	0	0	0	0	158
8:00	27	22	40	35	24	4	0	0	0	0	0	0	0	152
9:00	18	20	36	34	21	11	1	0	0	0	0	0	0	141
10:00	8	30	51	42	24	3	0	0	1	0	0	0	0	159
11:00	24	25	58	37	24	11	0	0	0	0	0	0	0	179
12:00 PM	18	33	49	35	13	5	0	0	0	0	0	0	0	153
13:00	28	30	48	46	17	6	2	0	0	0	0	0	0	177
14:00	17	30	54	64	29	13	0	0	0	0	0	0	0	207
15:00	30	51	70	61	24	7	1	0	0	0	0	0	0	244
16:00	21	35	54	51	41	10	3	0	0	0	0	0	0	215
17:00	42	42	62	52	17	11	0	0	0	0	0	0	0	226
18:00	24	21	52	46	19	3	0	0	0	0	0	0	0	165
19:00	4	17	39	45	18	4	0	0	0	0	0	0	0	127
20:00	1	11	22	22	16	2	0	1	0	0	0	0	0	75
21:00	2	8	18	18	9	2	0	0	0	0	0	0	0	57
22:00	0	3	9	19	6	1	1	1	0	0	0	0	0	40
23:00	0	3	9	7	7	0	0	0	0	0	0	0	0	26
Totals	284	428	753	694	349	94	11	3	1					2617
% of Totals	11%	16%	29%	27%	13%	4%	0%	0%	0%					100%

AM Volumes	97	144	267	228	133	30	4	1	1	0	0	0	0	905
% AM	4%	6%	10%	9%	5%	1%	0%	0%	0%					35%
AM Peak Hour	8:00	7:00	11:00	10:00	8:00	9:00	6:00	6:00	10:00					11:00
Volume	27	37	58	42	24	11	2	1	1					179
PM Volumes	187	284	486	466	216	64	7	2	0	0	0	0	0	1712
% PM	7%	11%	19%	18%	8%	2%	0%	0%						65%
PM Peak Hour	17:00	15:00	15:00	14:00	16:00	14:00	16:00	20:00						15:00
Volume	42	51	70	64	41	13	3	1						244

Directional Peak Periods	AM 7-9			NOON 12-2			PM 4-6			Off Peak Volumes		
All Speeds	Volume	↔	%	Volume	↔	%	Volume	↔	%	Volume	↔	%
	310	↔	12%	330	↔	13%	441	↔	17%	1536	↔	59%

Street Name	Direction	Percentiles					
		15th	50th	Average	85th	95th	ADT
W Verdugo Ave	East Bound	16	24	24	31	35	2617
W Verdugo Ave	West Bound	22	27	27	31	34	2475

Prepared by National Data & Surveying Services

SPEED

W Verdugo Ave Bet. S Glenwood Pl & Victory Blvd

Day: Tuesday
Date: 1/18/2022

City: Burbank
Project #: CA22_020022_034w

West Bound

Time	< 15	15 - 19	20 - 24	25 - 29	30 - 34	35 - 39	40 - 44	45 - 49	50 - 54	55 - 59	60 - 64	65 - 69	70 +	Total
0:00 AM	0	0	4	6	3	0	0	0	0	0	0	0	0	13
1:00	0	0	2	4	1	0	0	0	0	0	0	0	0	7
2:00	0	0	2	2	0	0	0	0	0	0	0	0	0	4
3:00	0	0	1	1	0	0	0	0	0	0	0	0	0	2
4:00	0	0	1	1	0	0	0	0	0	0	0	0	0	2
5:00	0	1	10	17	7	0	0	0	0	0	0	0	0	35
6:00	0	3	20	33	10	1	0	0	0	0	0	0	0	67
7:00	0	9	67	108	25	4	0	0	0	0	0	0	0	213
8:00	1	4	42	92	30	7	0	0	0	0	0	0	0	176
9:00	1	6	49	75	25	5	0	0	0	0	0	0	0	161
10:00	1	7	40	74	29	4	0	0	0	0	0	0	0	155
11:00	1	5	44	74	24	8	0	0	1	0	0	0	0	157
12:00 PM	3	4	43	64	39	3	0	0	0	0	0	0	0	156
13:00	3	3	43	74	35	1	1	2	0	0	0	0	0	162
14:00	1	8	66	90	37	7	1	1	0	0	0	0	0	211
15:00	1	11	63	107	19	5	0	0	0	0	0	0	0	206
16:00	4	13	49	63	29	5	1	0	0	0	0	0	0	164
17:00	3	5	50	95	29	6	2	0	0	0	0	0	0	190
18:00	1	0	34	68	24	6	1	0	0	0	0	0	0	134
19:00	1	5	26	43	16	1	0	0	0	0	0	0	0	92
20:00	0	2	24	29	10	1	0	1	0	0	0	0	0	67
21:00	0	0	14	23	6	2	0	0	0	0	0	0	0	45
22:00	0	2	10	18	7	1	0	0	0	0	0	0	0	38
23:00	0	1	4	11	1	1	0	0	0	0	0	0	0	18
Totals	21	89	708	1172	406	68	6	4	1					2475
% of Totals	1%	4%	29%	47%	16%	3%	0%	0%	0%					100%

AM Volumes	4	35	282	487	154	29	0	0	1	0	0	0	0	992
% AM	0%	1%	11%	20%	6%	1%			0%					40%
AM Peak Hour	8:00	7:00	7:00	7:00	8:00	11:00			11:00					7:00
Volume	1	9	67	108	30	8			1					213
PM Volumes	17	54	426	685	252	39	6	4	0	0	0	0	0	1483
% PM	1%	2%	17%	28%	10%	2%	0%	0%						60%
PM Peak Hour	16:00	16:00	14:00	15:00	12:00	14:00	17:00	13:00						14:00
Volume	4	13	66	107	39	7	2	2						211

Directional Peak Periods	AM 7-9			NOON 12-2			PM 4-6			Off Peak Volumes		
All Speeds	Volume		%	Volume		%	Volume		%	Volume		%
	389	↔	16%	318	↔	13%	354	↔	14%	1414	↔	57%

Street Name	Direction	Percentiles					
		15th	50th	Average	85th	95th	ADT
W Verdugo Ave	East Bound	16	24	24	31	35	2617
W Verdugo Ave	West Bound	22	27	27	31	34	2475

Prepared by National Data & Surveying Services

SPEED

W Verdugo Ave Bet. S Glenwood Pl & Victory Blvd

Day: Tuesday
Date: 1/18/2022

City: Burbank
Project #: CA22_020022_034

Summary

Time	< 15	15 - 19	20 - 24	25 - 29	30 - 34	35 - 39	40 - 44	45 - 49	50 - 54	55 - 59	60 - 64	65 - 69	70 +	Total
0:00 AM	0	2	8	9	7	0	0	0	0	0	0	0	0	26
1:00	0	3	7	8	2	0	0	0	0	0	0	0	0	20
2:00	0	0	3	7	4	0	0	0	0	0	0	0	0	14
3:00	0	0	1	5	1	0	0	0	0	0	0	0	0	7
4:00	0	0	5	9	3	0	0	0	0	0	0	0	0	17
5:00	0	3	14	24	10	1	0	0	0	0	0	0	0	52
6:00	1	6	34	45	20	1	2	1	0	0	0	0	0	110
7:00	19	46	117	145	39	4	1	0	0	0	0	0	0	371
8:00	28	26	82	127	54	11	0	0	0	0	0	0	0	328
9:00	19	26	85	109	46	16	1	0	0	0	0	0	0	302
10:00	9	37	91	116	53	7	0	0	1	0	0	0	0	314
11:00	25	30	102	111	48	19	0	0	1	0	0	0	0	336
12:00 PM	21	37	92	99	52	8	0	0	0	0	0	0	0	309
13:00	31	33	91	120	52	7	3	2	0	0	0	0	0	339
14:00	18	38	120	154	66	20	1	1	0	0	0	0	0	418
15:00	31	62	133	168	43	12	1	0	0	0	0	0	0	450
16:00	25	48	103	114	70	15	4	0	0	0	0	0	0	379
17:00	45	47	112	147	46	17	2	0	0	0	0	0	0	416
18:00	25	21	86	114	43	9	1	0	0	0	0	0	0	299
19:00	5	22	65	88	34	5	0	0	0	0	0	0	0	219
20:00	1	13	46	51	26	3	0	2	0	0	0	0	0	142
21:00	2	8	32	41	15	4	0	0	0	0	0	0	0	102
22:00	0	5	19	37	13	2	1	1	0	0	0	0	0	78
23:00	0	4	13	18	8	1	0	0	0	0	0	0	0	44
Totals	305	517	1461	1866	755	162	17	7	2					5092
% of Totals	6%	10%	29%	37%	15%	3%	0%	0%	0%					100%

AM Volumes	101	179	549	715	287	59	4	1	2	0	0	0	0	1897
% AM	2%	4%	11%	14%	6%	1%	0%	0%	0%					37%
AM Peak Hour	8:00	7:00	7:00	7:00	8:00	11:00	6:00	6:00	10:00					7:00
Volume	28	46	117	145	54	19	2	1	1					371
PM Volumes	204	338	912	1151	468	103	13	6	0	0	0	0	0	3195
% PM	4%	7%	18%	23%	9%	2%	0%	0%						63%
PM Peak Hour	17:00	15:00	15:00	15:00	16:00	14:00	16:00	13:00						15:00
Volume	45	62	133	168	70	20	4	2						450

Directional Peak Periods	AM 7-9			NOON 12-2			PM 4-6			Off Peak Volumes		
All Speeds	Volume		%	Volume		%	Volume		%	Volume		%
	699	↔	14%	648	↔	13%	795	↔	16%	2950	↔	58%

Street Name	Direction	Percentiles					
		15th	50th	Average	85th	95th	ADT
W Verdugo Ave	Summary	19	26	25	31	35	5092

Prepared by NDS/ATD

Prepared by National Data & Surveying Services

VOLUME

W Verdugo Ave Bet. S Glenwood Pl & Victory Blvd

Day: Tuesday
Date: 1/18/2022

City: Burbank
Project #: CA22_020022_034

DAILY TOTALS	NB	SB	EB	WB	Total
	0	0	2,617	2,475	5,092

AM Period	NB		SB		EB		WB		TOTAL	
0:00	0		0		5		4		9	
0:15	0		0		0		0			
0:30	0		0		6		4		10	
0:45	0		0		2	13	5	13	7	26
1:00	0		0		6		2		8	
1:15	0		0		2		0		2	
1:30	0		0		3		2		5	
1:45	0		0		2	13	3	7	5	20
2:00	0		0		2		2		4	
2:15	0		0		2		0		2	
2:30	0		0		3		0		3	
2:45	0		0		3	10	2	4	5	14
3:00	0		0		0		0			
3:15	0		0		2		0		2	
3:30	0		0		1		2		3	
3:45	0		0		2	5	0	2	2	7
4:00	0		0		1		0		1	
4:15	0		0		2		2		4	
4:30	0		0		3		0		3	
4:45	0		0		9	15	0	2	9	17
5:00	0		0		4		6		10	
5:15	0		0		2		4		6	
5:30	0		0		3		10		13	
5:45	0		0		8	17	15	35	23	52
6:00	0		0		7		10		17	
6:15	0		0		15		11		26	
6:30	0		0		8		14		22	
6:45	0		0		13	43	32	67	45	110
7:00	0		0		22		23		45	
7:15	0		0		21		35		56	
7:30	0		0		31		73		104	
7:45	0		0		84	158	82	213	166	371
8:00	0		0		57		40		97	
8:15	0		0		36		43		79	
8:30	0		0		31		52		83	
8:45	0		0		28	152	41	176	69	328
9:00	0		0		43		42		85	
9:15	0		0		36		45		81	
9:30	0		0		37		31		68	
9:45	0		0		25	141	43	161	68	302
10:00	0		0		43		37		80	
10:15	0		0		36		35		71	
10:30	0		0		40		48		88	
10:45	0		0		40	159	35	155	75	314
11:00	0		0		43		37		80	
11:15	0		0		37		40		77	
11:30	0		0		51		43		94	
11:45	0		0		48	179	37	157	85	336
TOTALS						905		992		**1897**
SPLIT %						47.7%		52.3%		**37.3%**

PM Period	NB		SB		EB		WB		TOTAL	
12:00	0		0		42		49		91	
12:15	0		0		50		38		88	
12:30	0		0		32		40		72	
12:45	0		0		29	153	29	156	58	309
13:00	0		0		33		44		77	
13:15	0		0		52		32		84	
13:30	0		0		44		43		87	
13:45	0		0		48	177	43	162	91	339
14:00	0		0		50		49		99	
14:15	0		0		52		43		95	
14:30	0		0		46		46		92	
14:45	0		0		59	207	73	211	132	418
15:00	0		0		73		69		142	
15:15	0		0		70		46		116	
15:30	0		0		56		51		107	
15:45	0		0		45	244	40	206	85	450
16:00	0		0		56		24		80	
16:15	0		0		53		46		99	
16:30	0		0		58		48		106	
16:45	0		0		48	215	46	164	94	379
17:00	0		0		63		55		118	
17:15	0		0		69		47		116	
17:30	0		0		45		45		90	
17:45	0		0		49	226	43	190	92	416
18:00	0		0		48		31		79	
18:15	0		0		40		33		73	
18:30	0		0		37		33		70	
18:45	0		0		40	165	37	134	77	299
19:00	0		0		31		33		64	
19:15	0		0		33		20		53	
19:30	0		0		29		14		43	
19:45	0		0		34	127	25	92	59	219
20:00	0		0		15		16		31	
20:15	0		0		18		23		41	
20:30	0		0		22		12		34	
20:45	0		0		20	75	16	67	36	142
21:00	0		0		14		13		27	
21:15	0		0		15		17		32	
21:30	0		0		17		10		27	
21:45	0		0		11	57	5	45	16	102
22:00	0		0		10		11		21	
22:15	0		0		11		15		26	
22:30	0		0		7		7		14	
22:45	0		0		12	40	5	38	17	78
23:00	0		0		11		8		19	
23:15	0		0		6		4		10	
23:30	0		0		5		2		7	
23:45	0		0		4	26	4	18	8	44
TOTALS						1712		1483		**3195**
SPLIT %						53.6%		46.4%		**62.7%**

DAILY TOTALS	NB	SB	EB	WB	Total
	0	0	2,617	2,475	5,092

AM Peak Hour			7:30	7:30	**7:30**	**PM Peak Hour**			14:45	14:45	**14:45**
AM Pk Volume			208	238	**446**	**PM Pk Volume**			258	239	**497**
Pk Hr Factor			0.619	0.726	**0.672**	**Pk Hr Factor**			0.884	0.818	**0.875**
7 - 9 Volume	0	0	310	389	**699**	**4 - 6 Volume**	0	0	441	354	**795**
7 - 9 Peak Hour			7:30	7:30	**7:30**	**4 - 6 Peak Hour**			16:30	16:30	**16:30**
7 - 9 Pk Volume	0	0	208	238	**446**	**4 - 6 Pk Volume**	0	0	238	196	**434**
Pk Hr Factor	0.000	0.000	0.619	0.726	**0.672**	**Pk Hr Factor**	0.000	0.000	0.862	0.891	**0.919**

Prepared by NDS/ATD

Project #: CA22_020022_034 **City:** Burbank

Location: W Verdugo Ave Bet. S Glenwood Pl & **Date:** 1/18/2022

Prepared by National Data & Surveying Services

SPEED

W Verdugo Ave Bet. S Glenwood Pl & Victory Blvd

Day: Wednesday
Date: 1/19/2022

City: Burbank
Project #: CA22_020022_034e

East Bound

Time	< 15	15 - 19	20 - 24	25 - 29	30 - 34	35 - 39	40 - 44	45 - 49	50 - 54	55 - 59	60 - 64	65 - 69	70 +	Total
0:00 AM	0	1	2	2	0	0	0	0	0	0	0	0	0	5
0:15	0	0	1	2	2	0	1	0	0	0	0	0	0	6
0:30	0	0	0	2	0	0	0	0	0	0	0	0	0	2
0:45	0	0	1	0	0	1	0	1	0	0	0	0	0	3
1:00	0	0	2	0	0	0	0	0	0	0	0	0	0	2
1:15	0	0	1	1	1	0	0	0	0	0	0	0	0	3
1:30	0	0	1	1	0	0	0	0	0	0	0	0	0	2
1:45	0	0	0	0	2	0	0	0	0	0	0	0	0	2
2:00	0	0	0	0	0	0	0	0	0	0	0	0	0	0
2:15	0	0	0	1	0	0	0	0	0	0	0	0	0	1
2:30	0	0	0	0	1	0	0	0	0	0	0	0	0	1
2:45	0	0	0	0	0	0	0	0	0	0	0	0	0	0
3:00	0	0	0	0	0	0	0	0	0	0	0	0	0	0
3:15	0	0	0	0	0	0	0	0	0	0	0	0	0	0
3:30	0	0	0	1	0	0	0	0	0	0	0	0	0	1
3:45	0	0	0	0	0	0	0	0	0	0	0	0	0	0
4:00	0	0	2	1	0	0	0	0	0	0	0	0	0	3
4:15	0	0	0	1	0	0	0	0	0	0	0	0	0	1
4:30	0	0	0	1	0	0	0	0	0	0	0	0	0	1
4:45	0	0	2	0	4	0	0	0	0	0	0	0	0	6
5:00	0	1	1	1	2	0	0	0	0	0	0	0	0	5
5:15	0	0	0	1	0	0	1	0	0	0	0	0	0	2
5:30	0	0	4	1	1	1	0	0	0	0	0	0	0	7
5:45	1	1	2	7	1	1	0	0	0	0	0	0	0	13
6:00	0	1	2	3	4	1	0	0	0	0	0	0	0	11
6:15	0	1	3	8	0	1	0	2	0	0	0	0	0	15
6:30	1	3	3	3	1	1	0	0	0	0	0	0	0	12
6:45	0	1	4	2	0	2	0	0	0	0	0	0	0	9
7:00	1	0	6	8	3	0	0	0	0	0	0	0	0	18
7:15	2	7	10	5	2	0	0	0	0	0	0	0	0	26
7:30	2	4	5	12	4	2	0	0	0	0	0	0	0	29
7:45	12	12	23	13	5	1	1	0	0	0	0	0	0	67
8:00	6	7	12	9	2	4	0	0	0	0	0	0	0	40
8:15	5	12	12	10	3	0	1	0	0	0	0	0	0	43
8:30	3	6	11	10	3	0	1	0	0	0	0	0	0	34
8:45	2	7	8	4	5	3	1	0	0	0	0	0	0	30
9:00	2	5	15	9	4	0	0	0	0	0	0	0	0	35
9:15	0	5	6	6	4	1	2	0	0	0	0	0	0	24
9:30	1	4	6	9	5	4	0	0	0	0	0	0	0	29
9:45	1	5	15	10	6	1	0	0	0	0	0	0	0	38
10:00	7	14	9	10	4	0	0	0	0	0	0	0	0	44
10:15	6	4	9	10	6	0	0	0	0	0	0	0	0	35
10:30	5	7	14	10	7	1	0	0	0	0	0	0	0	44
10:45	1	5	9	9	5	2	0	0	0	0	0	0	0	31
11:00	3	13	11	12	1	2	0	0	0	0	0	0	0	42
11:15	3	6	9	12	7	4	0	0	0	0	0	0	0	41
11:30	1	4	11	11	8	1	0	0	0	0	0	0	0	36
11:45	0	1	10	12	7	5	1	0	0	0	0	0	0	36
12:00 PM	3	3	16	9	10	1	0	0	0	0	0	0	0	42
12:15	0	7	11	16	7	0	0	0	0	0	0	0	0	41
12:30	1	9	16	9	2	0	1	0	0	0	0	0	0	38
12:45	3	4	12	10	8	2	0	0	0	0	0	0	0	39
13:00	4	7	16	6	5	3	0	0	0	0	0	0	0	41
13:15	2	4	11	16	3	0	0	0	0	0	0	0	0	36
13:30	9	9	9	12	6	0	1	0	0	0	0	0	0	46
13:45	5	5	20	11	5	0	0	0	0	0	0	0	0	46
14:00	6	3	16	12	10	0	1	0	0	0	0	0	0	48
14:15	6	9	15	13	7	0	0	0	0	0	0	0	0	50
14:30	4	9	20	4	2	0	2	0	0	0	0	0	0	41
14:45	6	5	16	7	4	0	0	0	0	0	0	0	0	38
15:00	9	13	24	13	6	2	0	0	0	0	0	0	0	67
15:15	5	16	18	15	8	0	0	0	0	0	0	0	0	62
15:30	10	8	16	11	5	3	0	0	0	0	0	0	0	53
15:45	10	8	10	13	4	3	0	1	0	0	0	0	0	49
16:00	4	8	13	11	10	1	2	0	0	0	0	0	0	49
16:15	6	10	11	17	5	4	0	0	0	0	0	0	0	53
16:30	7	12	14	11	6	0	0	0	0	0	0	0	0	50
16:45	5	9	15	15	4	2	2	0	0	0	0	0	0	52
17:00	4	13	12	13	5	2	0	0	0	0	0	0	0	49
17:15	2	4	17	17	9	1	0	0	0	0	0	0	0	50
17:30	5	15	15	14	10	1	0	0	0	0	0	0	0	60
17:45	9	10	14	11	3	0	0	0	0	0	0	0	0	47
18:00	3	11	17	12	8	1	0	0	0	0	0	0	0	52
18:15	2	8	9	7	4	2	0	0	0	0	0	0	0	32
18:30	2	7	20	10	1	0	0	0	0	0	0	0	0	40
18:45	1	6	13	4	6	1	0	0	0	0	0	0	0	31
19:00	1	6	11	7	8	1	0	0	0	0	0	0	0	34
19:15	5	7	9	15	1	1	1	0	0	0	0	0	0	39
19:30	4	2	12	10	4	1	0	0	0	0	0	0	0	33
19:45	2	5	3	8	1	1	0	1	0	0	0	0	0	21
20:00	0	1	3	10	3	2	0	0	0	0	0	0	0	19
20:15	0	2	5	6	8	0	0	0	0	0	0	0	0	21
20:30	0	5	6	6	8	1	0	0	0	0	0	0	0	26
20:45	0	0	11	7	6	0	0	0	0	0	0	0	0	24
21:00	0	4	9	9	2	0	0	0	0	0	0	0	0	24
21:15	0	1	3	7	0	0	0	0	0	0	0	0	0	11
21:30	0	0	6	4	3	0	0	0	0	0	0	0	0	13
21:45	0	0	5	4	2	0	0	0	0	0	0	0	0	11
22:00	0	0	0	5	0	0	1	0	0	0	0	0	0	6
22:15	0	1	2	1	4	0	1	0	0	0	0	0	0	9
22:30	0	0	1	0	2	1	0	0	0	0	0	0	0	4
22:45	0	0	1	1	0	1	0	0	0	0	0	0	0	3
23:00	0	1	1	1	2	0	0	0	0	0	0	0	0	5
23:15	1	1	2	3	0	1	0	0	0	0	0	0	0	8
23:30	0	1	0	3	0	1	0	0	0	0	0	0	0	5
23:45	0	0	0	1	0	1	0	0	0	0	0	0	0	2
Totals	211	406	743	657	327	80	21	5						2455
% of Totals	9%	17%	30%	27%	13%	3%	1%	0%						100%

AM Volumes	65	137	242	230	110	39	9	3	0	0	0	0	0	835
% AM	3%	6%	10%	9%	4%	2%	0%	0%						34%
AM Peak Hour	7:45	7:45	7:45	11:30	11:15	11:00	8:30	5:30						7:45
Volume	26	37	58	48	32	12	4	2						184
PM Volumes	146	269	506	427	217	41	12	2	0	0	0	0	0	1620
% PM	6%	11%	21%	17%	9%	2%	0%	0%						66%
PM Peak Hour	15:00	15:00	14:30	16:45	17:15	15:30	16:00	15:00						15:00
Volume	34	45	78	59	30	11	4	1						231

Directional Peak Periods	AM 7-9			NOON 12-2			PM 4-6			Off Peak Volumes		
All Classes	Volume	⟷	%	Volume	⟷	%	Volume	⟷	%	Volume	⟷	%
	287		12%	329		13%	410		17%	1429		58%

Street Name	Direction	Percentiles					
		15th	50th	Average	85th	95th	ADT
W Verdugo Ave	East Bound	17	24	24	31	35	2455
W Verdugo Ave	West Bound	21	27	26	31	34	2400

Prepared by National Data & Surveying Services

SPEED

W Verdugo Ave Bet. S Glenwood Pl & Victory Blvd

Day: Wednesday
Date: 1/19/2022

City: Burbank
Project #: CA22_020022_034w

West Bound

Time	< 15	15 - 19	20 - 24	25 - 29	30 - 34	35 - 39	40 - 44	45 - 49	50 - 54	55 - 59	60 - 64	65 - 69	70 +	Total
0:00 AM	0	0	1	0	1	1	0	0	0	0	0	0	0	3
0:15	0	0	0	2	0	0	0	0	0	0	0	0	0	2
0:30	0	0	0	0	0	0	0	0	0	0	0	0	0	0
0:45	0	1	1	0	2	0	0	0	0	0	0	0	0	4
1:00	0	0	1	0	0	0	0	0	0	0	0	0	0	1
1:15	0	0	0	1	0	0	0	0	0	0	0	0	0	1
1:30	0	0	1	1	0	0	0	0	0	0	0	0	0	2
1:45	0	0	0	1	0	0	0	0	0	0	0	0	0	1
2:00	0	0	0	0	0	0	0	0	0	0	0	0	0	0
2:15	0	0	0	1	1	0	0	0	0	0	0	0	0	2
2:30	0	0	0	0	0	0	0	0	0	0	0	0	0	0
2:45	0	0	0	0	1	0	0	0	0	0	0	0	0	1
3:00	0	0	0	0	0	0	0	0	0	0	0	0	0	0
3:15	0	0	0	1	0	0	0	0	0	0	0	0	0	1
3:30	0	0	0	0	0	0	0	0	0	0	0	0	0	0
3:45	0	0	0	0	0	0	0	0	0	0	0	0	0	0
4:00	0	0	0	0	0	0	0	0	0	0	0	0	0	0
4:15	0	0	0	1	1	0	0	0	0	0	0	0	0	2
4:30	0	0	0	4	1	0	0	0	0	0	0	0	0	5
4:45	0	0	0	1	0	1	0	0	0	0	0	0	0	2
5:00	0	2	3	1	0	0	0	0	0	0	0	0	0	6
5:15	0	0	3	1	0	0	0	0	0	0	0	0	0	4
5:30	0	0	3	4	2	0	0	0	0	0	0	0	0	9
5:45	0	1	1	3	0	0	0	0	0	0	0	0	0	5
6:00	0	0	2	7	6	0	0	0	0	0	0	0	0	15
6:15	0	1	2	4	0	0	0	0	0	0	0	0	0	7
6:30	0	1	2	9	3	0	0	0	0	0	0	0	0	15
6:45	0	1	12	16	5	0	0	0	0	0	0	0	0	34
7:00	0	2	10	14	7	0	0	0	0	0	0	0	0	33
7:15	0	0	6	15	13	0	0	0	0	0	0	0	0	34
7:30	1	3	39	31	12	1	0	0	0	0	0	0	0	87
7:45	1	4	30	29	14	1	0	0	0	0	0	0	0	79
8:00	0	2	8	21	2	2	0	0	0	0	0	0	0	35
8:15	0	4	10	28	4	2	1	0	0	0	0	0	0	49
8:30	1	4	5	20	6	0	0	0	0	0	0	0	0	36
8:45	0	2	13	23	11	0	0	0	0	0	0	0	0	49
9:00	2	4	6	27	6	1	0	0	0	0	0	0	0	46
9:15	1	3	4	18	7	1	0	0	0	0	0	0	0	34
9:30	1	2	10	14	2	1	0	0	0	0	0	0	0	30
9:45	0	2	5	25	8	2	0	0	0	0	0	0	0	42
10:00	0	0	13	11	6	0	0	0	0	0	0	0	0	30
10:15	0	4	6	10	14	0	0	0	0	0	0	0	0	34
10:30	2	3	5	19	7	4	0	0	0	0	0	0	0	40
10:45	0	0	7	23	5	1	0	0	0	0	0	0	0	36
11:00	1	2	9	18	4	0	0	0	0	0	0	0	0	34
11:15	0	2	11	6	2	0	0	0	0	0	0	0	0	21
11:30	1	3	8	11	5	0	0	0	0	0	0	0	0	28
11:45	0	3	10	16	4	1	1	0	0	0	0	0	0	35
12:00 PM	2	5	20	17	7	0	1	0	0	0	0	0	0	52
12:15	0	2	13	15	6	1	1	0	0	0	0	0	0	38
12:30	0	0	14	23	9	1	0	0	0	0	0	0	0	47
12:45	1	2	10	18	6	1	0	0	0	0	0	0	0	38
13:00	0	0	12	11	9	1	0	0	0	0	0	0	0	33
13:15	0	1	14	27	1	1	0	0	0	0	0	0	0	44
13:30	2	4	7	20	6	0	0	0	0	0	0	0	0	39
13:45	4	6	10	17	12	0	1	0	0	0	0	0	0	50
14:00	2	5	11	19	7	0	0	0	0	0	0	0	0	44
14:15	3	2	13	15	7	0	0	0	0	0	0	0	0	40
14:30	0	3	13	27	6	2	0	0	0	0	0	0	0	51
14:45	0	3	18	45	4	1	0	0	0	0	0	0	0	71
15:00	0	1	24	31	7	0	0	0	0	0	0	0	0	63
15:15	0	1	15	34	7	1	1	0	0	0	0	0	0	59
15:30	0	0	10	27	7	1	0	0	0	0	0	0	0	45
15:45	2	5	15	17	5	0	1	0	0	0	0	0	0	45
16:00	1	3	12	23	10	1	0	0	0	0	0	0	0	50
16:15	1	2	15	23	9	0	0	0	0	0	0	0	0	50
16:30	2	0	11	17	5	1	0	0	0	0	0	0	0	36
16:45	0	1	16	22	6	0	0	0	0	0	0	0	0	45
17:00	0	1	12	27	6	1	0	0	0	0	0	0	0	47
17:15	0	4	18	13	7	1	0	0	0	0	0	0	0	43
17:30	0	2	9	12	4	0	0	0	0	0	0	0	0	27
17:45	1	0	15	14	6	2	0	0	0	0	0	0	0	38
18:00	0	1	8	25	1	2	0	0	0	0	0	0	0	37
18:15	0	3	8	17	4	3	0	0	0	0	0	0	0	35
18:30	0	1	8	14	7	1	0	0	0	0	0	0	0	31
18:45	0	0	9	13	4	1	0	0	0	0	0	0	0	27
19:00	0	3	16	17	1	0	0	0	0	0	0	0	0	37
19:15	0	2	5	11	5	0	0	0	0	0	0	0	0	23
19:30	0	1	10	7	4	1	0	0	0	0	0	0	0	23
19:45	0	0	5	7	2	0	0	0	0	0	0	0	0	14
20:00	0	0	4	8	3	1	0	0	0	0	0	0	0	16
20:15	0	0	9	9	1	1	0	0	0	0	0	0	0	20
20:30	0	0	6	4	0	0	0	0	0	0	0	0	0	10
20:45	0	0	4	8	2	0	0	0	0	0	0	0	0	14
21:00	0	0	5	1	3	0	0	0	0	0	0	0	0	9
21:15	0	0	3	8	2	0	0	0	0	0	0	0	0	13
21:30	1	0	3	4	3	0	0	0	0	0	0	0	0	11
21:45	0	0	3	5	0	0	1	0	0	0	0	0	0	9
22:00	1	0	2	1	1	0	0	0	0	0	0	0	0	5
22:15	0	0	1	7	3	0	0	0	0	0	0	0	0	11
22:30	0	0	0	1	1	0	0	0	0	0	0	0	0	2
22:45	0	0	3	1	2	0	0	0	0	0	0	0	0	6
23:00	0	1	2	4	1	0	0	0	0	0	0	0	0	8
23:15	0	0	1	1	2	0	0	0	0	0	0	0	0	4
23:30	0	0	0	1	1	0	0	0	0	0	0	0	0	2
23:45	0	0	3	1	0	0	0	0	0	0	0	0	0	4
Totals	34	121	692	1126	374	45	8							2400
% of Totals	1%	5%	29%	47%	16%	2%	0%							100%

AM Volumes	11	56	247	437	162	19	2	0	0	0	0	0	0	934
% AM	0%	2%	10%	18%	7%	1%	0%							39%
AM Peak Hour	8:30	7:45	7:30	7:30	7:00	7:30	11:30							7:30
Volume	4	14	87	109	46	6	3							250
PM Volumes	23	65	445	689	212	26	6	0	0	0	0	0	0	1466
% PM	1%	3%	19%	29%	9%	1%	0%							61%
PM Peak Hour	13:30	13:30	14:30	14:30	13:30	17:45	12:00							14:30
Volume	11	17	70	137	32	8	2							244

Directional Peak Periods	AM 7-9			NOON 12-2			PM 4-6			Off Peak Volumes		
All Classes	Volume	⟷	%	Volume	⟷	%	Volume	⟷	%	Volume	⟷	%
	402		17%	341		14%	336		14%	1321		55%

Street Name	Direction	Percentiles					
		15th	50th	Average	85th	95th	ADT
W Verdugo Ave	East Bound	17	24	24	31	35	2455
W Verdugo Ave	West Bound	21	27	26	31	34	2400

Prepared by National Data & Surveying Services

SPEED

W Verdugo Ave Bet. S Glenwood Pl & Victory Blvd

Day: Wednesday
Date: 1/19/2022

City: Burbank
Project #: CA22_020022_034

Summary

Time	< 15	15 - 19	20 - 24	25 - 29	30 - 34	35 - 39	40 - 44	45 - 49	50 - 54	55 - 59	60 - 64	65 - 69	70 +	Total
0:00 AM	0	1	3	2	1	1	0	0	0	0	0	0	0	8
0:15	0	0	1	4	2	0	1	0	0	0	0	0	0	8
0:30	0	0	0	2	0	0	0	0	0	0	0	0	0	2
0:45	0	1	2	0	2	1	0	1	0	0	0	0	0	7
1:00	0	0	3	0	0	0	0	0	0	0	0	0	0	3
1:15	0	0	1	2	1	0	0	0	0	0	0	0	0	4
1:30	0	0	2	2	0	0	0	0	0	0	0	0	0	4
1:45	0	0	0	1	2	0	0	0	0	0	0	0	0	3
2:00	0	0	0	0	0	0	0	0	0	0	0	0	0	0
2:15	0	0	0	2	1	0	0	0	0	0	0	0	0	3
2:30	0	0	0	0	1	0	0	0	0	0	0	0	0	1
2:45	0	0	0	0	1	0	0	0	0	0	0	0	0	1
3:00	0	0	0	0	0	0	0	0	0	0	0	0	0	0
3:15	0	0	0	1	0	0	0	0	0	0	0	0	0	1
3:30	0	0	0	1	0	0	0	0	0	0	0	0	0	1
3:45	0	0	0	0	0	0	0	0	0	0	0	0	0	0
4:00	0	0	2	1	0	0	0	0	0	0	0	0	0	3
4:15	0	0	0	2	1	0	0	0	0	0	0	0	0	3
4:30	0	0	0	5	1	0	0	0	0	0	0	0	0	6
4:45	0	0	2	1	4	1	0	0	0	0	0	0	0	8
5:00	0	3	4	2	2	0	0	0	0	0	0	0	0	11
5:15	0	0	3	2	0	0	1	0	0	0	0	0	0	6
5:30	0	0	7	5	3	1	0	0	0	0	0	0	0	16
5:45	1	2	3	10	1	1	0	0	0	0	0	0	0	18
6:00	0	1	4	10	10	1	0	0	0	0	0	0	0	26
6:15	0	2	5	12	0	1	0	2	0	0	0	0	0	22
6:30	1	4	5	12	4	1	0	0	0	0	0	0	0	27
6:45	0	2	16	18	5	2	0	0	0	0	0	0	0	43
7:00	1	2	16	22	10	0	0	0	0	0	0	0	0	51
7:15	2	7	16	20	15	0	0	0	0	0	0	0	0	60
7:30	3	7	44	43	16	3	0	0	0	0	0	0	0	116
7:45	13	16	53	42	19	2	1	0	0	0	0	0	0	146
8:00	6	9	20	30	4	6	0	0	0	0	0	0	0	75
8:15	5	16	22	38	7	2	2	0	0	0	0	0	0	92
8:30	4	10	16	30	9	0	1	0	0	0	0	0	0	70
8:45	2	9	21	27	16	3	1	0	0	0	0	0	0	79
9:00	4	9	21	36	10	1	0	0	0	0	0	0	0	81
9:15	1	8	10	24	11	2	2	0	0	0	0	0	0	58
9:30	2	6	16	23	7	5	0	0	0	0	0	0	0	59
9:45	1	7	20	35	14	3	0	0	0	0	0	0	0	80
10:00	7	14	22	21	10	0	0	0	0	0	0	0	0	74
10:15	6	8	15	20	20	0	0	0	0	0	0	0	0	69
10:30	7	10	19	29	14	5	0	0	0	0	0	0	0	84
10:45	1	5	16	32	10	3	0	0	0	0	0	0	0	67
11:00	4	15	20	30	5	2	0	0	0	0	0	0	0	76
11:15	3	8	20	18	9	4	0	0	0	0	0	0	0	62
11:30	2	7	19	22	13	1	0	0	0	0	0	0	0	64
11:45	0	4	20	28	11	6	2	0	0	0	0	0	0	71
12:00 PM	5	8	36	26	17	1	1	0	0	0	0	0	0	94
12:15	0	9	24	31	13	1	1	0	0	0	0	0	0	79
12:30	1	9	30	32	11	1	1	0	0	0	0	0	0	85
12:45	4	6	22	28	14	3	0	0	0	0	0	0	0	77
13:00	4	7	28	17	14	4	0	0	0	0	0	0	0	74
13:15	2	5	25	43	4	1	0	0	0	0	0	0	0	80
13:30	11	13	16	32	12	0	1	0	0	0	0	0	0	85
13:45	9	11	30	28	17	0	1	0	0	0	0	0	0	96
14:00	8	8	27	31	17	0	1	0	0	0	0	0	0	92
14:15	9	11	28	28	14	0	0	0	0	0	0	0	0	90
14:30	4	12	33	31	8	2	2	0	0	0	0	0	0	92
14:45	6	8	34	52	8	1	0	0	0	0	0	0	0	109
15:00	9	14	48	44	13	2	0	0	0	0	0	0	0	130
15:15	5	17	33	49	15	1	1	0	0	0	0	0	0	121
15:30	10	8	26	38	12	4	0	0	0	0	0	0	0	98
15:45	12	13	25	30	9	3	1	1	0	0	0	0	0	94
16:00	5	11	25	34	20	2	2	0	0	0	0	0	0	99
16:15	7	12	26	40	14	4	0	0	0	0	0	0	0	103
16:30	9	12	25	28	11	1	0	0	0	0	0	0	0	86
16:45	5	10	31	37	10	2	2	0	0	0	0	0	0	97
17:00	4	14	24	40	11	3	0	0	0	0	0	0	0	96
17:15	2	8	35	30	16	2	0	0	0	0	0	0	0	93
17:30	5	17	24	26	14	1	0	0	0	0	0	0	0	87
17:45	10	10	29	25	9	2	0	0	0	0	0	0	0	85
18:00	3	12	25	37	9	3	0	0	0	0	0	0	0	89
18:15	2	11	17	24	8	5	0	0	0	0	0	0	0	67
18:30	2	8	28	24	8	1	0	0	0	0	0	0	0	71
18:45	1	6	22	17	10	2	0	0	0	0	0	0	0	58
19:00	1	9	27	24	9	1	0	0	0	0	0	0	0	71
19:15	5	9	14	26	6	1	1	0	0	0	0	0	0	62
19:30	4	3	22	17	8	2	0	0	0	0	0	0	0	56
19:45	2	5	8	15	3	1	0	1	0	0	0	0	0	35
20:00	0	1	7	18	6	3	0	0	0	0	0	0	0	35
20:15	0	2	14	15	9	1	0	0	0	0	0	0	0	41
20:30	0	5	12	10	8	1	0	0	0	0	0	0	0	36
20:45	0	0	15	15	8	0	0	0	0	0	0	0	0	38
21:00	0	4	14	10	5	0	0	0	0	0	0	0	0	33
21:15	0	1	6	15	2	0	0	0	0	0	0	0	0	24
21:30	1	0	9	8	6	0	0	0	0	0	0	0	0	24
21:45	0	0	8	9	2	0	1	0	0	0	0	0	0	20
22:00	1	0	2	6	1	0	1	0	0	0	0	0	0	11
22:15	0	1	3	8	7	0	1	0	0	0	0	0	0	20
22:30	0	0	1	1	3	1	0	0	0	0	0	0	0	6
22:45	0	0	4	2	2	1	0	0	0	0	0	0	0	9
23:00	0	2	3	5	3	0	0	0	0	0	0	0	0	13
23:15	1	1	3	4	2	1	0	0	0	0	0	0	0	12
23:30	0	1	0	4	1	1	0	0	0	0	0	0	0	7
23:45	0	0	3	2	0	1	0	0	0	0	0	0	0	6
Totals	245	527	1440	1783	701	125	29	5						4855
% of Totals	5%	11%	30%	37%	14%	3%	1%	0%						100%
AM Volumes	76	193	489	667	272	58	11	3	0	0	0	0	0	1769
% AM	2%	4%	10%	14%	6%	1%	0%	0%						36%
AM Peak Hour	7:45	7:45	7:30	7:30	7:00	10:30	11:45	5:30						7:30
Volume	28	51	139	153	60	14	5	2						429
PM Volumes	169	334	951	1116	429	67	18	2	0	0	0	0	0	3086
% PM	3%	7%	20%	23%	9%	1%	0%	0%						64%
PM Peak Hour	13:30	15:00	14:30	14:45	13:30	15:30	13:45	15:00						14:45
Volume	37	52	148	183	60	13	4	1						458

Directional Peak Periods	AM 7-9			NOON 12-2			PM 4-6			Off Peak Volumes		
All Classes	Volume	↔	%	Volume	↔	%	Volume	↔	%	Volume	↔	%
	689	↔	14%	670	↔	14%	746	↔	15%	2750	↔	57%

Street Name	Direction	Percentiles					
		15th	50th	Average	85th	95th	ADT
W Verdugo Ave	Summary	20	26	25	31	34	4855

Prepared by National Data & Surveying Services

SPEED

W Verdugo Ave Bet. S Glenwood Pl & Victory Blvd

Day: Wednesday
Date: 1/19/2022

City: Burbank
Project #: CA22_020022_034e

East Bound

Time	< 15	15 - 19	20 - 24	25 - 29	30 - 34	35 - 39	40 - 44	45 - 49	50 - 54	55 - 59	60 - 64	65 - 69	70 +	Total
0:00 AM	0	1	4	6	2	1	1	1	0	0	0	0	0	16
1:00	0	0	4	2	3	0	0	0	0	0	0	0	0	9
2:00	0	0	0	1	1	0	0	0	0	0	0	0	0	2
3:00	0	0	0	1	0	0	0	0	0	0	0	0	0	1
4:00	0	0	4	3	4	0	0	0	0	0	0	0	0	11
5:00	1	2	7	10	4	2	1	0	0	0	0	0	0	27
6:00	1	6	12	16	5	5	0	2	0	0	0	0	0	47
7:00	17	23	44	38	14	3	1	0	0	0	0	0	0	140
8:00	16	32	43	33	13	7	3	0	0	0	0	0	0	147
9:00	4	19	42	34	19	6	2	0	0	0	0	0	0	126
10:00	19	30	41	39	22	3	0	0	0	0	0	0	0	154
11:00	7	24	41	47	23	12	1	0	0	0	0	0	0	155
12:00 PM	7	23	55	44	27	3	1	0	0	0	0	0	0	160
13:00	20	25	56	45	19	3	1	0	0	0	0	0	0	169
14:00	22	26	67	36	23	0	3	0	0	0	0	0	0	177
15:00	34	45	68	52	23	8	0	1	0	0	0	0	0	231
16:00	22	39	53	54	25	7	4	0	0	0	0	0	0	204
17:00	20	42	58	55	27	4	0	0	0	0	0	0	0	206
18:00	8	32	59	33	19	4	0	0	0	0	0	0	0	155
19:00	12	20	35	40	14	4	1	1	0	0	0	0	0	127
20:00	0	8	25	29	25	3	0	0	0	0	0	0	0	90
21:00	0	5	23	24	7	0	0	0	0	0	0	0	0	59
22:00	0	1	4	7	6	2	2	0	0	0	0	0	0	22
23:00	1	3	3	8	2	3	0	0	0	0	0	0	0	20
Totals	211	406	748	657	327	80	21	5						2455
% of Totals	9%	17%	30%	27%	13%	3%	1%	0%						100%

AM Volumes	65	137	242	230	110	39	9	3	0	0	0	0	0	835
% AM	3%	6%	10%	9%	4%	2%	0%	0%						34%
AM Peak Hour	10:00	8:00	7:00	11:00	11:00	11:00	8:00	6:00						11:00
Volume	19	32	44	47	23	12	3	2						155
PM Volumes	146	269	506	427	217	41	12	2	0	0	0	0	0	1620
% PM	6%	11%	21%	17%	9%	2%	0%	0%						66%
PM Peak Hour	15:00	15:00	15:00	17:00	12:00	15:00	16:00	15:00						15:00
Volume	34	45	68	55	27	8	4	1						231

Directional Peak Periods	AM 7-9			NOON 12-2			PM 4-6			Off Peak Volumes		
All Speeds	Volume		%	Volume		%	Volume		%	Volume		%
	287	↔	12%	329	↔	13%	410	↔	17%	1429	↔	58%

Street Name	Direction	Percentiles					
		15th	50th	Average	85th	95th	ADT
W Verdugo Ave	East Bound	17	24	24	31	35	2455
W Verdugo Ave	West Bound	21	27	26	31	34	2400

Prepared by National Data & Surveying Services

SPEED

W Verdugo Ave Bet. S Glenwood Pl & Victory Blvd

Day: Wednesday
Date: 1/19/2022

City: Burbank
Project #: CA22_020022_034w

West Bound

Time	< 15	15 - 19	20 - 24	25 - 29	30 - 34	35 - 39	40 - 44	45 - 49	50 - 54	55 - 59	60 - 64	65 - 69	70 +	Total
0:00 AM	0	1	2	2	3	1	0	0	0	0	0	0	0	9
1:00	0	0	2	3	0	0	0	0	0	0	0	0	0	5
2:00	0	0	0	1	2	0	0	0	0	0	0	0	0	3
3:00	0	0	0	1	0	0	0	0	0	0	0	0	0	1
4:00	0	0	0	6	2	1	0	0	0	0	0	0	0	9
5:00	0	3	10	9	2	0	0	0	0	0	0	0	0	24
6:00	0	3	18	36	14	0	0	0	0	0	0	0	0	71
7:00	2	9	85	89	46	2	0	0	0	0	0	0	0	233
8:00	1	12	36	92	23	4	1	0	0	0	0	0	0	169
9:00	4	11	25	84	23	5	0	0	0	0	0	0	0	152
10:00	2	7	31	63	32	5	0	0	0	0	0	0	0	140
11:00	2	10	38	51	15	1	1	0	0	0	0	0	0	118
12:00 PM	3	9	57	73	28	3	2	0	0	0	0	0	0	175
13:00	6	11	43	75	28	2	1	0	0	0	0	0	0	166
14:00	5	13	55	106	24	3	0	0	0	0	0	0	0	206
15:00	2	7	64	109	26	2	2	0	0	0	0	0	0	212
16:00	4	6	54	85	30	2	0	0	0	0	0	0	0	181
17:00	1	7	54	66	23	4	0	0	0	0	0	0	0	155
18:00	0	5	33	69	16	7	0	0	0	0	0	0	0	130
19:00	0	6	36	42	12	1	0	0	0	0	0	0	0	97
20:00	0	0	23	29	6	2	0	0	0	0	0	0	0	60
21:00	1	0	14	18	8	0	1	0	0	0	0	0	0	42
22:00	1	0	6	10	7	0	0	0	0	0	0	0	0	24
23:00	0	1	6	7	4	0	0	0	0	0	0	0	0	18
Totals	34	121	692	1126	374	45	8							2400
% of Totals	1%	5%	29%	47%	16%	2%	0%							100%

AM Volumes	11	56	247	437	162	19	2	0	0	0	0	0	0	934
% AM	0%	2%	10%	18%	7%	1%	0%							39%
AM Peak Hour	9:00	8:00	7:00	8:00	7:00	9:00	8:00							7:00
Volume	4	12	85	92	46	5	1							233
PM Volumes	23	65	445	689	212	26	6	0	0	0	0	0	0	1466
% PM	1%	3%	19%	29%	9%	1%	0%							61%
PM Peak Hour	13:00	14:00	15:00	15:00	16:00	18:00	12:00							15:00
Volume	6	13	64	109	30	7	2							212

Directional Peak Periods	AM 7-9			NOON 12-2			PM 4-6			Off Peak Volumes		
All Speeds	Volume		%	Volume		%	Volume		%	Volume		%
	402	↔	17%	341	↔	14%	336	↔	14%	1321	↔	55%

Street Name	Direction	Percentiles					
		15th	50th	Average	85th	95th	ADT
W Verdugo Ave	East Bound	17	24	24	31	35	2455
W Verdugo Ave	West Bound	21	27	26	31	34	2400

ATTACHMENT 3 - 710

Prepared by National Data & Surveying Services

SPEED

W Verdugo Ave Bet. S Glenwood Pl & Victory Blvd

Day: Wednesday
Date: 1/19/2022

City: Burbank
Project #: CA22_020022_034

Summary

Time	< 15	15 - 19	20 - 24	25 - 29	30 - 34	35 - 39	40 - 44	45 - 49	50 - 54	55 - 59	60 - 64	65 - 69	70 +	Total
0:00 AM	0	2	6	8	5	2	1	1	0	0	0	0	0	25
1:00	0	0	6	5	3	0	0	0	0	0	0	0	0	14
2:00	0	0	0	2	3	0	0	0	0	0	0	0	0	5
3:00	0	0	0	2	0	0	0	0	0	0	0	0	0	2
4:00	0	0	4	9	6	1	0	0	0	0	0	0	0	20
5:00	1	5	17	19	6	2	1	0	0	0	0	0	0	51
6:00	1	9	30	52	19	5	0	2	0	0	0	0	0	118
7:00	19	32	129	127	60	5	1	0	0	0	0	0	0	373
8:00	17	44	79	125	36	11	4	0	0	0	0	0	0	316
9:00	8	30	67	118	42	11	2	0	0	0	0	0	0	278
10:00	21	37	72	102	54	8	0	0	0	0	0	0	0	294
11:00	9	34	79	98	38	13	2	0	0	0	0	0	0	273
12:00 PM	10	32	112	117	55	6	3	0	0	0	0	0	0	335
13:00	26	36	99	120	47	5	2	0	0	0	0	0	0	335
14:00	27	39	122	142	47	3	3	0	0	0	0	0	0	383
15:00	36	52	132	161	49	10	2	1	0	0	0	0	0	443
16:00	26	45	107	139	55	9	4	0	0	0	0	0	0	385
17:00	21	49	112	121	50	8	0	0	0	0	0	0	0	361
18:00	8	37	92	102	35	11	0	0	0	0	0	0	0	285
19:00	12	26	71	82	26	5	1	1	0	0	0	0	0	224
20:00	0	8	48	58	31	5	0	0	0	0	0	0	0	150
21:00	1	5	37	42	15	0	1	0	0	0	0	0	0	101
22:00	1	1	10	17	13	2	2	0	0	0	0	0	0	46
23:00	1	4	9	15	6	3	0	0	0	0	0	0	0	38
Totals	245	527	1440	1783	701	125	29	5						4855
% of Totals	5%	11%	30%	37%	14%	3%	1%	0%						100%

AM Volumes	76	193	489	667	272	58	11	3	0	0	0	0	0	1769
% AM	2%	4%	10%	14%	6%	1%	0%	0%						36%
AM Peak Hour	10:00	8:00	7:00	7:00	7:00	11:00	8:00	6:00						7:00
Volume	21	44	129	127	60	13	4	2						373
PM Volumes	169	334	951	1116	429	67	18	2	0	0	0	0	0	3086
% PM	3%	7%	20%	23%	9%	1%	0%	0%						64%
PM Peak Hour	15:00	15:00	15:00	15:00	12:00	18:00	16:00	15:00						15:00
Volume	36	52	132	161	55	11	4	1						443

Directional Peak Periods	AM 7-9			NOON 12-2			PM 4-6			Off Peak Volumes		
All Speeds	Volume		%	Volume		%	Volume		%	Volume		%
	689	↔	14%	670	↔	14%	746	↔	15%	2750	↔	57%

Street Name	Direction	Percentiles					
		15th	50th	Average	85th	95th	ADT
W Verdugo Ave	Summary	20	26	25	31	34	4855

Prepared by NDS/ATD

Prepared by National Data & Surveying Services

VOLUME

W Verdugo Ave Bet. S Glenwood Pl & Victory Blvd

Day: Wednesday
Date: 1/19/2022

City: Burbank
Project #: CA22_020022_034

DAILY TOTALS	NB	SB	EB	WB	Total
	0	0	2,455	2,400	4,855

AM Period	NB		SB		EB		WB		TOTAL	
0:00	0		0		5		3		8	
0:15	0		0		6		2		8	
0:30	0		0		2		0		2	
0:45	0		0		3	16	4	9	7	25
1:00	0		0		2		1		3	
1:15	0		0		3		1		4	
1:30	0		0		2		2		4	
1:45	0		0		2	9	1	5	3	14
2:00	0		0		0		0			
2:15	0		0		1		2		3	
2:30	0		0		1		0		1	
2:45	0		0		0	2	1	3	1	5
3:00	0		0		0		0			
3:15	0		0		0		1		1	
3:30	0		0		1		0		1	
3:45	0		0		0	1	0	1		2
4:00	0		0		3		0		3	
4:15	0		0		1		2		3	
4:30	0		0		1		5		6	
4:45	0		0		6	11	2	9	8	20
5:00	0		0		5		6		11	
5:15	0		0		2		4		6	
5:30	0		0		7		9		16	
5:45	0		0		13	27	5	24	18	51
6:00	0		0		11		15		26	
6:15	0		0		15		7		22	
6:30	0		0		12		15		27	
6:45	0		0		9	47	34	71	43	118
7:00	0		0		18		33		51	
7:15	0		0		26		34		60	
7:30	0		0		29		87		116	
7:45	0		0		67	140	79	233	146	373
8:00	0		0		40		35		75	
8:15	0		0		43		49		92	
8:30	0		0		34		36		70	
8:45	0		0		30	147	49	169	79	316
9:00	0		0		35		46		81	
9:15	0		0		24		34		58	
9:30	0		0		29		30		59	
9:45	0		0		38	126	42	152	80	278
10:00	0		0		44		30		74	
10:15	0		0		35		34		69	
10:30	0		0		44		40		84	
10:45	0		0		31	154	36	140	67	294
11:00	0		0		42		34		76	
11:15	0		0		41		21		62	
11:30	0		0		36		28		64	
11:45	0		0		36	155	35	118	71	273
TOTALS						835		934		**1769**
SPLIT %						47.2%		52.8%		**36.4%**

PM Period	NB		SB		EB		WB		TOTAL	
12:00	0		0		42		52		94	
12:15	0		0		41		38		79	
12:30	0		0		38		47		85	
12:45	0		0		39	160	38	175	77	335
13:00	0		0		41		33		74	
13:15	0		0		36		44		80	
13:30	0		0		46		39		85	
13:45	0		0		46	169	50	166	96	335
14:00	0		0		48		44		92	
14:15	0		0		50		40		90	
14:30	0		0		41		51		92	
14:45	0		0		38	177	71	206	109	383
15:00	0		0		67		63		130	
15:15	0		0		62		59		121	
15:30	0		0		53		45		98	
15:45	0		0		49	231	45	212	94	443
16:00	0		0		49		50		99	
16:15	0		0		53		50		103	
16:30	0		0		50		36		86	
16:45	0		0		52	204	45	181	97	385
17:00	0		0		49		47		96	
17:15	0		0		50		43		93	
17:30	0		0		60		27		87	
17:45	0		0		47	206	38	155	85	361
18:00	0		0		52		37		89	
18:15	0		0		32		35		67	
18:30	0		0		40		31		71	
18:45	0		0		31	155	27	130	58	285
19:00	0		0		34		37		71	
19:15	0		0		39		23		62	
19:30	0		0		33		23		56	
19:45	0		0		21	127	14	97	35	224
20:00	0		0		19		16		35	
20:15	0		0		21		20		41	
20:30	0		0		26		10		36	
20:45	0		0		24	90	14	60	38	150
21:00	0		0		24		9		33	
21:15	0		0		11		13		24	
21:30	0		0		13		11		24	
21:45	0		0		11	59	9	42	20	101
22:00	0		0		6		5		11	
22:15	0		0		9		11		20	
22:30	0		0		4		2		6	
22:45	0		0		3	22	6	24	9	46
23:00	0		0		5		8		13	
23:15	0		0		8		4		12	
23:30	0		0		5		2		7	
23:45	0		0		2	20	4	18	6	38
TOTALS						1620		1466		**3086**
SPLIT %						52.5%		47.5%		**63.6%**

DAILY TOTALS	NB	SB	EB	WB	Total
	0	0	2,455	2,400	4,855

AM Peak Hour			7:45	7:30	**7:30**	**PM Peak Hour**			15:00	14:30	**14:45**
AM Pk Volume			184	250	**429**	**PM Pk Volume**			231	244	**458**
Pk Hr Factor			0.687	0.718	**0.735**	**Pk Hr Factor**			0.862	0.859	**0.881**
7 - 9 Volume	0	0	287	402	**689**	**4 - 6 Volume**	0	0	410	336	**746**
7 - 9 Peak Hour			7:45	7:30	**7:30**	**4 - 6 Peak Hour**			16:45	16:00	**16:00**
7 - 9 Pk Volume	0	0	184	250	**429**	**4 - 6 Pk Volume**	0	0	211	181	**385**
Pk Hr Factor	0.000	0.000	0.687	0.718	**0.735**	**Pk Hr Factor**	0.000	0.000	0.879	0.905	**0.934**

Prepared by NDS/ATD

Project #: CA22_020022_034 **City:** Burbank

Location: W Verdugo Ave Bet. S Glenwood Pl & **Date:** 1/19/2022

Prepared by National Data & Surveying Services

SPEED

W Verdugo Ave Bet. S Glenwood Pl & Victory Blvd

Day: Thursday
Date: 1/20/2022

City: Burbank
Project #: CA22_020022_034e

East Bound

Time	< 15	15 - 19	20 - 24	25 - 29	30 - 34	35 - 39	40 - 44	45 - 49	50 - 54	55 - 59	60 - 64	65 - 69	70 +	Total
0:00 AM	0	0	0	0	1	0	0	0	0	0	0	0	0	1
0:15	0	0	0	1	0	0	0	0	0	0	0	0	0	1
0:30	0	0	2	1	1	0	0	0	0	0	0	0	0	4
0:45	0	0	2	0	1	0	0	0	0	0	0	0	0	3
1:00	0	1	0	2	1	0	0	0	0	0	0	0	0	4
1:15	0	0	0	0	0	1	0	0	0	0	0	0	0	1
1:30	1	0	0	0	2	0	0	0	0	0	0	0	0	3
1:45	0	0	0	0	0	0	0	0	0	0	0	0	0	0
2:00	0	1	0	0	0	0	0	0	0	0	0	0	0	1
2:15	1	0	0	1	0	0	0	0	0	0	0	0	0	2
2:30	0	0	0	2	1	0	0	0	0	0	0	0	0	3
2:45	0	0	0	0	0	0	0	0	0	0	0	0	0	0
3:00	0	0	0	1	0	0	0	0	0	0	0	0	0	1
3:15	0	0	0	0	0	0	0	0	0	0	0	0	0	0
3:30	0	1	0	0	0	0	0	0	0	0	0	0	0	1
3:45	0	0	0	1	0	0	0	0	0	0	0	0	0	1
4:00	0	0	1	0	0	0	0	0	0	0	0	0	0	1
4:15	0	0	0	0	0	0	0	0	0	0	0	0	0	0
4:30	0	0	1	1	1	0	0	0	0	0	0	0	0	3
4:45	0	1	0	1	3	1	0	0	0	0	0	0	0	6
5:00	0	0	0	2	0	0	0	0	0	0	0	0	0	2
5:15	0	0	0	4	1	0	0	0	0	0	0	0	0	5
5:30	0	2	3	2	1	0	0	0	0	0	0	0	0	8
5:45	0	0	2	5	2	0	0	0	0	0	0	0	0	9
6:00	0	0	3	5	1	0	0	0	0	0	0	0	0	9
6:15	2	2	2	4	4	2	1	0	0	0	0	0	0	17
6:30	0	0	2	3	3	1	0	0	0	0	0	0	0	9
6:45	0	2	3	11	1	0	0	0	0	0	0	0	0	17
7:00	0	0	13	6	3	2	1	0	0	0	0	0	0	25
7:15	2	3	7	4	7	2	0	0	0	0	0	0	0	25
7:30	6	10	10	11	2	1	1	0	0	0	0	0	0	41
7:45	13	16	15	13	11	2	0	0	0	0	0	0	0	70
8:00	10	8	14	8	7	0	1	0	0	0	0	0	0	48
8:15	6	5	5	7	1	0	0	0	0	0	0	0	0	24
8:30	9	5	12	11	2	2	0	0	0	0	0	0	0	41
8:45	7	8	6	6	3	0	0	0	0	0	0	0	0	30
9:00	6	3	11	11	1	1	0	0	0	0	0	0	0	33
9:15	4	2	10	19	11	2	1	0	0	0	0	0	0	49
9:30	0	5	8	5	1	0	0	0	0	0	0	0	0	19
9:45	2	4	8	17	7	1	2	0	0	0	0	0	0	41
10:00	2	0	4	13	6	2	0	0	0	0	0	0	0	27
10:15	3	6	11	13	7	2	0	0	0	0	0	0	0	42
10:30	4	4	10	18	8	7	0	0	0	0	0	0	0	51
10:45	3	5	8	9	5	1	0	0	0	0	0	0	0	31
11:00	3	8	11	10	4	1	0	0	0	0	0	0	0	37
11:15	2	2	13	7	5	0	0	0	0	0	0	0	0	29
11:30	6	3	9	12	4	1	0	0	0	0	0	0	0	35
11:45	5	6	20	13	9	1	0	0	0	0	0	0	0	54
12:00 PM	4	6	11	14	6	3	0	0	0	0	0	0	0	44
12:15	4	7	10	17	6	4	0	0	0	0	0	0	0	48
12:30	2	2	16	4	3	6	0	0	0	0	0	0	0	33
12:45	5	1	14	12	2	2	1	0	0	0	0	0	0	37
13:00	9	13	13	11	7	3	1	0	0	0	0	0	0	57
13:15	1	6	18	11	7	0	0	0	0	0	0	0	0	43
13:30	0	4	18	9	4	0	0	0	0	0	0	0	0	35
13:45	1	2	13	9	4	1	0	0	0	0	0	0	0	30
14:00	9	5	13	15	1	0	0	0	0	0	0	0	0	43
14:15	2	4	8	18	5	3	0	0	0	0	0	0	0	40
14:30	11	12	14	11	5	1	0	0	0	0	0	0	0	54
14:45	7	7	8	9	10	1	0	0	0	0	0	0	0	42
15:00	19	17	10	13	10	3	1	0	0	0	0	0	0	73
15:15	14	15	14	10	11	0	0	0	0	0	0	0	0	64
15:30	0	3	17	18	11	2	0	0	0	0	0	0	0	51
15:45	0	4	12	14	7	0	0	0	0	0	0	0	0	37
16:00	3	10	14	20	10	6	2	0	0	0	0	0	0	65
16:15	8	12	12	13	16	5	1	0	0	0	0	0	0	67
16:30	10	10	16	11	3	0	0	0	0	0	0	0	0	50
16:45	4	16	22	3	0	1	1	0	0	0	0	0	0	47
17:00	12	19	13	11	6	1	0	0	0	0	0	0	0	62
17:15	5	13	16	7	4	2	0	0	0	0	0	0	0	47
17:30	8	8	14	13	11	1	0	0	0	0	0	0	0	55
17:45	6	15	14	7	9	0	0	0	0	0	0	0	0	51
18:00	4	5	12	15	11	4	0	0	0	0	0	0	0	51
18:15	2	2	12	10	7	0	1	0	0	0	0	0	0	34
18:30	6	12	12	12	6	2	1	0	0	0	0	0	0	51
18:45	2	9	15	9	4	2	0	0	0	0	0	0	0	41
19:00	1	8	8	6	2	2	1	0	0	0	0	0	0	28
19:15	1	0	12	8	3	0	0	0	0	0	0	0	0	24
19:30	1	3	9	6	5	2	1	0	0	0	0	0	0	27
19:45	0	2	6	10	7	0	0	0	0	0	0	0	0	25
20:00	0	2	7	5	4	1	0	0	0	0	0	0	0	19
20:15	0	4	5	10	4	0	0	0	0	0	0	0	0	23
20:30	0	3	0	8	3	1	0	0	0	0	0	0	0	15
20:45	0	2	7	8	5	0	0	0	0	0	0	0	0	22
21:00	1	1	7	5	2	1	1	0	0	0	0	0	0	18
21:15	1	2	7	5	2	0	0	0	0	0	0	0	0	17
21:30	0	0	3	6	1	0	0	0	0	0	0	0	0	10
21:45	0	1	1	7	1	0	0	0	0	0	0	0	0	10
22:00	0	1	10	4	2	0	0	0	0	0	0	0	0	17
22:15	0	1	4	1	0	2	0	0	0	0	0	0	0	8
22:30	0	0	2	2	0	2	0	0	0	0	0	0	0	6
22:45	0	1	1	2	0	0	0	0	0	0	0	0	0	4
23:00	0	0	0	3	0	0	0	0	0	0	0	0	0	3
23:15	0	0	0	1	2	0	0	0	0	0	0	0	0	3
23:30	0	0	0	0	3	0	0	0	0	0	0	0	0	3
23:45	0	1	3	7	1	0	0	0	0	0	0	0	0	12
Totals	260	384	699	690	361	97	19							2510
% of Totals	10%	15%	28%	27%	14%	4%	1%							100%

AM Volumes	97	113	226	260	128	33	7	0	0	0	0	0	0	864
% AM	4%	5%	9%	10%	5%	1%	0%							34%
AM Peak Hour	7:45	7:30	11:45	9:45	9:45	11:45	9:00							7:15
Volume	38	39	57	61	28	14	3							184
PM Volumes	163	271	473	430	233	64	12	0	0	0	0	0	0	1646
% PM	6%	11%	19%	17%	9%	3%	0%							66%
PM Peak Hour	14:30	16:30	16:30	15:30	15:30	12:00	16:00							14:30
Volume	51	58	67	65	44	15	4							233

Directional Peak Periods	AM 7-9			NOON 12-2			PM 4-6			Off Peak Volumes		
All Classes	Volume	↔	%	Volume	↔	%	Volume	↔	%	Volume	↔	%
	304	↔	12%	327	↔	13%	444	↔	18%	1435	↔	57%

Street Name	Direction	Percentiles					
		15th	50th	Average	85th	95th	ADT
W Verdugo Ave	East Bound	17	24	24	31	35	2510
W Verdugo Ave	West Bound	22	27	26	31	34	2354

Prepared by National Data & Surveying Services

SPEED

W Verdugo Ave Bet. S Glenwood Pl & Victory Blvd

Day: Thursday
Date: 1/20/2022

City: Burbank
Project #: CA22_020022_034w

West Bound

Time	< 15	15 - 19	20 - 24	25 - 29	30 - 34	35 - 39	40 - 44	45 - 49	50 - 54	55 - 59	60 - 64	65 - 69	70 +	Total
0:00 AM	0	0	2	1	1	0	0	0	0	0	0	0	0	4
0:15	0	0	0	4	0	0	0	0	0	0	0	0	0	4
0:30	0	0	1	3	2	1	0	0	0	0	0	0	0	7
0:45	0	1	2	0	0	0	0	0	0	0	0	0	0	3
1:00	0	0	1	3	0	0	0	0	0	0	0	0	0	4
1:15	0	0	1	2	0	0	0	0	0	0	0	0	0	3
1:30	1	0	0	2	0	0	0	0	0	0	0	0	0	3
1:45	0	1	0	0	0	0	0	0	0	0	0	0	0	1
2:00	1	0	1	1	0	0	0	0	0	0	0	0	0	3
2:15	0	0	0	1	1	0	0	0	0	0	0	0	0	2
2:30	0	1	0	0	0	0	0	0	0	0	0	0	0	1
2:45	0	0	0	0	0	0	0	0	0	0	0	0	0	0
3:00	0	0	0	2	0	0	0	0	0	0	0	0	0	2
3:15	0	0	0	0	0	0	0	0	0	0	0	0	0	0
3:30	0	0	0	2	0	0	0	0	0	0	0	0	0	2
3:45	0	0	0	0	0	0	0	0	0	0	0	0	0	0
4:00	0	0	1	1	0	0	0	0	0	0	0	0	0	2
4:15	0	0	1	2	0	0	0	0	0	0	0	0	0	3
4:30	0	0	0	1	0	0	0	0	0	0	0	0	0	1
4:45	0	0	1	2	0	0	0	0	0	0	0	0	0	3
5:00	0	0	1	3	0	0	0	0	0	0	0	0	0	4
5:15	0	0	3	2	2	0	0	0	0	0	0	0	0	7
5:30	0	0	3	5	0	0	0	0	0	0	0	0	0	8
5:45	0	1	0	1	3	0	0	0	0	0	0	0	0	5
6:00	0	0	2	10	2	0	0	0	0	0	0	0	0	14
6:15	0	0	3	7	0	0	0	0	0	0	0	0	0	10
6:30	0	0	7	10	2	0	0	0	0	0	0	0	0	19
6:45	2	2	12	19	5	0	0	0	0	0	0	0	0	40
7:00	1	3	8	12	3	1	0	0	0	0	0	0	0	28
7:15	0	1	17	16	6	0	0	0	0	0	0	0	0	40
7:30	2	5	19	43	5	1	0	0	0	0	0	0	0	75
7:45	3	3	36	42	7	4	1	0	0	0	0	0	0	96
8:00	1	5	8	22	4	1	0	0	0	0	0	0	0	41
8:15	2	0	2	24	7	1	0	0	0	0	0	0	0	36
8:30	1	0	9	25	13	2	0	0	0	0	0	0	0	50
8:45	2	2	7	23	8	1	0	0	0	0	0	0	0	43
9:00	0	4	3	15	6	0	0	0	0	0	0	0	0	28
9:15	0	1	22	15	5	1	0	0	0	0	0	0	0	44
9:30	0	0	9	14	8	0	0	0	0	0	0	0	0	31
9:45	0	1	7	18	4	3	0	0	0	0	0	0	0	33
10:00	0	1	13	9	6	0	0	0	0	0	0	0	0	29
10:15	0	0	9	15	5	1	0	0	0	0	0	0	0	30
10:30	0	2	3	8	6	0	0	0	0	0	0	0	0	19
10:45	1	1	12	15	6	0	0	0	0	0	0	0	0	35
11:00	1	0	17	16	8	0	0	0	0	0	0	0	0	42
11:15	0	1	11	12	9	1	0	0	0	0	0	0	0	34
11:30	1	1	13	14	4	1	0	0	0	0	0	0	0	34
11:45	0	0	12	13	9	0	0	0	0	0	0	0	0	34
12:00 PM	2	1	15	17	5	3	0	0	0	0	0	0	0	43
12:15	1	1	6	18	10	3	0	0	0	0	0	0	0	39
12:30	1	1	7	20	3	0	0	0	0	0	0	0	0	32
12:45	0	2	9	23	6	4	0	0	0	0	0	0	0	44
13:00	0	0	10	19	3	2	1	0	0	0	0	0	0	35
13:15	1	2	5	17	5	0	1	0	0	0	0	0	0	31
13:30	0	4	7	13	12	3	0	0	0	0	0	0	0	39
13:45	2	2	9	20	6	1	0	0	0	0	0	0	0	40
14:00	1	6	12	26	5	0	0	0	0	0	0	0	0	50
14:15	0	3	13	17	8	1	0	0	0	0	0	0	0	42
14:30	0	4	18	22	7	4	0	0	0	0	0	0	0	55
14:45	2	3	14	34	11	1	0	0	0	0	0	0	0	65
15:00	1	2	29	28	7	1	1	0	0	0	0	0	0	69
15:15	0	3	15	27	6	0	0	0	0	0	0	0	0	51
15:30	0	1	16	12	3	1	0	0	0	0	0	0	0	33
15:45	1	0	15	11	6	0	0	0	0	0	0	0	0	33
16:00	0	1	8	22	7	1	0	0	0	0	0	0	0	39
16:15	1	2	17	9	3	2	0	0	0	0	0	0	0	34
16:30	0	3	13	14	6	2	0	0	0	0	0	0	0	38
16:45	0	4	18	13	9	0	0	0	0	0	0	0	0	44
17:00	0	2	21	20	3	0	0	0	0	0	0	0	0	46
17:15	0	1	9	22	4	0	0	0	0	0	0	0	0	36
17:30	0	2	12	17	5	2	0	0	0	0	0	0	0	38
17:45	0	0	17	12	6	0	0	0	0	0	0	0	0	35
18:00	2	2	6	23	7	1	0	0	0	0	0	0	0	41
18:15	0	0	7	14	6	1	0	0	0	0	0	0	0	28
18:30	0	1	11	18	3	0	0	0	0	0	0	0	0	33
18:45	0	3	7	16	6	0	0	0	0	0	0	0	0	32
19:00	0	0	9	11	5	0	0	0	0	0	0	0	0	25
19:15	1	0	4	15	6	0	0	0	0	0	0	0	0	26
19:30	0	1	8	12	1	0	0	0	0	0	0	0	0	22
19:45	0	1	7	9	3	0	1	0	0	0	0	0	0	21
20:00	1	0	5	12	1	1	0	0	0	0	0	0	0	20
20:15	0	0	6	5	5	0	0	0	0	0	0	0	0	16
20:30	0	1	4	9	2	0	0	0	0	0	0	0	0	16
20:45	0	1	5	7	1	0	0	0	0	0	0	0	0	14
21:00	0	0	3	5	2	0	0	0	0	0	0	0	0	10
21:15	0	1	5	8	3	0	0	0	0	0	0	0	0	17
21:30	0	1	4	7	2	0	0	0	0	0	0	0	0	14
21:45	0	0	2	4	1	0	0	0	0	0	0	0	0	7
22:00	0	0	3	4	0	0	0	0	0	0	0	0	0	7
22:15	0	0	1	2	1	0	0	0	0	0	0	0	0	4
22:30	0	0	2	3	2	0	0	0	0	0	0	0	0	7
22:45	0	0	1	2	1	0	0	0	0	0	0	0	0	4
23:00	0	0	3	5	2	0	0	0	0	0	0	0	0	10
23:15	0	0	2	3	1	0	0	0	0	0	0	0	0	6
23:30	0	0	1	1	0	0	0	0	0	0	0	0	0	2
23:45	0	0	1	2	1	0	0	0	0	0	0	0	0	4
Totals	**36**	**99**	**701**	**1105**	**355**	**53**	**5**							**2354**
% of Totals	2%	4%	30%	47%	15%	2%	0%							100%

AM Volumes	19	37	279	455	147	19	1	0	0	0	0	0	0	957
% AM	1%	2%	12%	19%	6%	1%	0%							41%
AM Peak Hour	7:30	7:15	7:00	7:30	8:15	7:45	7:00							7:15
Volume	8	14	80	131	34	8	1							252
PM Volumes	17	62	422	650	208	34	4	0	0	0	0	0	0	1397
% PM	1%	3%	18%	28%	9%	1%	0%							59%
PM Peak Hour	12:00	14:00	14:30	14:30	14:15	12:00	12:30							14:30
Volume	4	16	76	111	33	10	2							240

Directional Peak Periods	AM 7-9			NOON 12-2			PM 4-6			Off Peak Volumes		
All Classes	Volume	⟷	%	Volume	⟷	%	Volume	⟷	%	Volume	⟷	%
	409		17%	303		13%	310		13%	1332		57%

Street Name	Direction	Percentiles					
		15th	50th	Average	85th	95th	ADT
W Verdugo Ave	East Bound	17	24	24	31	35	2510
W Verdugo Ave	West Bound	22	27	26	31	34	2354

Prepared by National Data & Surveying Services

SPEED

W Verdugo Ave Bet. S Glenwood Pl & Victory Blvd

Day: Thursday
Date: 1/20/2022

City: Burbank
Project #: CA22_020022_034

Summary

Time	< 15	15 - 19	20 - 24	25 - 29	30 - 34	35 - 39	40 - 44	45 - 49	50 - 54	55 - 59	60 - 64	65 - 69	70 +	Total
0:00 AM	0	0	2	1	2	0	0	0	0	0	0	0	0	5
0:15	0	0	0	5	0	0	0	0	0	0	0	0	0	5
0:30	0	0	3	4	3	1	0	0	0	0	0	0	0	11
0:45	0	1	4	0	1	0	0	0	0	0	0	0	0	6
1:00	0	1	1	5	1	0	0	0	0	0	0	0	0	8
1:15	0	0	1	2	0	1	0	0	0	0	0	0	0	4
1:30	2	0	0	2	2	0	0	0	0	0	0	0	0	6
1:45	0	1	0	0	0	0	0	0	0	0	0	0	0	1
2:00	1	1	1	1	0	0	0	0	0	0	0	0	0	4
2:15	1	0	0	2	1	0	0	0	0	0	0	0	0	4
2:30	0	1	0	2	1	0	0	0	0	0	0	0	0	4
2:45	0	0	0	0	0	0	0	0	0	0	0	0	0	0
3:00	0	0	0	3	0	0	0	0	0	0	0	0	0	3
3:15	0	0	0	0	0	0	0	0	0	0	0	0	0	0
3:30	0	1	0	2	0	0	0	0	0	0	0	0	0	3
3:45	0	0	0	1	0	0	0	0	0	0	0	0	0	1
4:00	0	0	2	1	0	0	0	0	0	0	0	0	0	3
4:15	0	0	1	2	0	0	0	0	0	0	0	0	0	3
4:30	0	0	1	2	1	0	0	0	0	0	0	0	0	4
4:45	0	1	1	3	3	1	0	0	0	0	0	0	0	9
5:00	0	0	1	5	0	0	0	0	0	0	0	0	0	6
5:15	0	0	3	6	3	0	0	0	0	0	0	0	0	12
5:30	0	2	6	7	1	0	0	0	0	0	0	0	0	16
5:45	0	1	2	6	5	0	0	0	0	0	0	0	0	14
6:00	0	0	5	15	3	0	0	0	0	0	0	0	0	23
6:15	2	2	5	11	4	2	1	0	0	0	0	0	0	27
6:30	0	0	9	13	5	1	0	0	0	0	0	0	0	28
6:45	2	4	15	30	6	0	0	0	0	0	0	0	0	57
7:00	1	3	21	18	6	3	1	0	0	0	0	0	0	53
7:15	2	4	24	20	13	2	0	0	0	0	0	0	0	65
7:30	8	15	29	54	7	2	1	0	0	0	0	0	0	116
7:45	16	19	51	55	18	6	1	0	0	0	0	0	0	166
8:00	11	13	22	30	11	1	1	0	0	0	0	0	0	89
8:15	8	5	7	31	8	1	0	0	0	0	0	0	0	60
8:30	10	5	21	36	15	4	0	0	0	0	0	0	0	91
8:45	9	10	13	29	11	1	0	0	0	0	0	0	0	73
9:00	6	7	14	26	7	1	0	0	0	0	0	0	0	61
9:15	4	3	32	34	16	3	1	0	0	0	0	0	0	93
9:30	0	5	17	19	9	0	0	0	0	0	0	0	0	50
9:45	2	5	15	35	11	4	2	0	0	0	0	0	0	74
10:00	2	1	17	22	12	2	0	0	0	0	0	0	0	56
10:15	3	6	20	28	12	3	0	0	0	0	0	0	0	72
10:30	4	6	13	26	14	7	0	0	0	0	0	0	0	70
10:45	4	6	20	24	11	1	0	0	0	0	0	0	0	66
11:00	4	8	28	26	12	1	0	0	0	0	0	0	0	79
11:15	2	3	24	19	14	1	0	0	0	0	0	0	0	63
11:30	7	4	22	26	8	2	0	0	0	0	0	0	0	69
11:45	5	6	32	26	18	1	0	0	0	0	0	0	0	88
12:00 PM	6	7	26	31	11	6	0	0	0	0	0	0	0	87
12:15	5	8	16	35	16	7	0	0	0	0	0	0	0	87
12:30	3	3	23	24	6	6	0	0	0	0	0	0	0	65
12:45	5	3	23	35	8	6	1	0	0	0	0	0	0	81
13:00	9	13	23	30	10	5	2	0	0	0	0	0	0	92
13:15	2	8	23	28	12	0	1	0	0	0	0	0	0	74
13:30	0	8	25	22	16	3	0	0	0	0	0	0	0	74
13:45	3	4	22	29	10	2	0	0	0	0	0	0	0	70
14:00	10	11	25	41	6	0	0	0	0	0	0	0	0	93
14:15	2	7	21	35	13	4	0	0	0	0	0	0	0	82
14:30	11	16	32	33	12	5	0	0	0	0	0	0	0	109
14:45	9	10	22	43	21	2	0	0	0	0	0	0	0	107
15:00	20	19	39	41	17	4	2	0	0	0	0	0	0	142
15:15	14	18	29	37	17	0	0	0	0	0	0	0	0	115
15:30	0	4	33	30	14	3	0	0	0	0	0	0	0	84
15:45	1	4	27	25	13	0	0	0	0	0	0	0	0	70
16:00	3	11	22	42	17	7	2	0	0	0	0	0	0	104
16:15	9	14	29	22	19	7	1	0	0	0	0	0	0	101
16:30	10	13	29	25	9	2	0	0	0	0	0	0	0	88
16:45	4	20	40	16	9	1	1	0	0	0	0	0	0	91
17:00	12	21	34	31	9	1	0	0	0	0	0	0	0	108
17:15	5	14	25	29	8	2	0	0	0	0	0	0	0	83
17:30	8	10	26	30	16	3	0	0	0	0	0	0	0	93
17:45	6	15	31	19	15	0	0	0	0	0	0	0	0	86
18:00	6	7	18	38	18	5	0	0	0	0	0	0	0	92
18:15	2	2	19	24	13	1	1	0	0	0	0	0	0	62
18:30	6	13	23	30	9	2	1	0	0	0	0	0	0	84
18:45	2	12	22	25	10	2	0	0	0	0	0	0	0	73
19:00	1	8	17	17	7	2	1	0	0	0	0	0	0	53
19:15	2	0	16	23	9	0	0	0	0	0	0	0	0	50
19:30	1	4	17	18	6	2	1	0	0	0	0	0	0	49
19:45	0	3	13	19	10	0	1	0	0	0	0	0	0	46
20:00	1	2	12	17	5	2	0	0	0	0	0	0	0	39
20:15	0	4	11	15	9	0	0	0	0	0	0	0	0	39
20:30	0	4	4	17	5	1	0	0	0	0	0	0	0	31
20:45	0	3	12	15	6	0	0	0	0	0	0	0	0	36
21:00	1	1	10	10	4	1	1	0	0	0	0	0	0	28
21:15	1	3	12	13	5	0	0	0	0	0	0	0	0	34
21:30	0	1	7	13	3	0	0	0	0	0	0	0	0	24
21:45	0	1	3	11	2	0	0	0	0	0	0	0	0	17
22:00	0	1	13	8	2	0	0	0	0	0	0	0	0	24
22:15	0	1	5	3	1	2	0	0	0	0	0	0	0	12
22:30	0	0	4	5	2	2	0	0	0	0	0	0	0	13
22:45	0	1	2	4	1	0	0	0	0	0	0	0	0	8
23:00	0	0	3	8	2	0	0	0	0	0	0	0	0	13
23:15	0	0	2	4	3	0	0	0	0	0	0	0	0	9
23:30	0	0	1	1	3	0	0	0	0	0	0	0	0	5
23:45	0	1	4	9	2	0	0	0	0	0	0	0	0	16
Totals	296	483	1400	1795	716	150	24							4864
% of Totals	6%	10%	29%	37%	15%	3%	0%							100%

AM Volumes	116	150	505	715	275	52	8	0	0	0	0	0	0	1821
% AM	2%	3%	10%	15%	6%	1%	0%							37%
AM Peak Hour	7:45	7:30	7:15	7:30	11:30	11:45	7:00							7:15
Volume	45	52	126	170	53	20	3							436
PM Volumes	180	333	895	1080	441	98	16	0	0	0	0	0	0	3043
% PM	4%	7%	18%	22%	9%	2%	0%							63%
PM Peak Hour	14:30	16:15	16:15	14:30	14:45	12:00	12:30							14:30
Volume	54	68	132	154	69	25	4							473

Directional Peak Periods	AM 7-9			NOON 12-2			PM 4-6			Off Peak Volumes		
All Classes	Volume	⟷	%	Volume	⟷	%	Volume	⟷	%	Volume	⟷	%
	713		15%	630		13%	754		16%	2767		57%

Street Name	Direction	Percentiles					
		15th	50th	Average	85th	95th	ADT
W Verdugo Ave	Summary	19	26	25	31	35	4864

Prepared by National Data & Surveying Services

SPEED

W Verdugo Ave Bet. S Glenwood Pl & Victory Blvd

Day: Thursday
Date: 1/20/2022

City: Burbank
Project #: CA22_020022_034e

East Bound

Time	< 15	15 - 19	20 - 24	25 - 29	30 - 34	35 - 39	40 - 44	45 - 49	50 - 54	55 - 59	60 - 64	65 - 69	70 +	Total
0:00 AM	0	0	4	2	3	0	0	0	0	0	0	0	0	9
1:00	1	1	0	2	3	1	0	0	0	0	0	0	0	8
2:00	1	1	0	3	1	0	0	0	0	0	0	0	0	6
3:00	0	1	0	2	0	0	0	0	0	0	0	0	0	3
4:00	0	1	2	2	4	1	0	0	0	0	0	0	0	10
5:00	0	2	5	13	4	0	0	0	0	0	0	0	0	24
6:00	2	4	10	23	9	3	1	0	0	0	0	0	0	52
7:00	21	29	45	34	23	7	2	0	0	0	0	0	0	161
8:00	32	26	37	32	13	2	1	0	0	0	0	0	0	143
9:00	12	14	37	52	20	4	3	0	0	0	0	0	0	142
10:00	12	15	33	53	26	12	0	0	0	0	0	0	0	151
11:00	16	19	53	42	22	3	0	0	0	0	0	0	0	155
12:00 PM	15	16	51	47	17	15	1	0	0	0	0	0	0	162
13:00	11	25	62	40	22	4	1	0	0	0	0	0	0	165
14:00	29	28	43	53	21	5	0	0	0	0	0	0	0	179
15:00	33	39	53	55	39	5	1	0	0	0	0	0	0	225
16:00	25	48	64	47	29	12	4	0	0	0	0	0	0	229
17:00	31	55	57	38	30	4	0	0	0	0	0	0	0	215
18:00	14	28	51	46	28	8	2	0	0	0	0	0	0	177
19:00	3	13	35	30	17	4	2	0	0	0	0	0	0	104
20:00	0	11	19	31	16	2	0	0	0	0	0	0	0	79
21:00	2	4	18	23	6	1	1	0	0	0	0	0	0	55
22:00	0	3	17	9	2	4	0	0	0	0	0	0	0	35
23:00	0	1	3	11	6	0	0	0	0	0	0	0	0	21
Totals	260	384	699	690	361	97	19							2510
% of Totals	10%	15%	28%	27%	14%	4%	1%							100%

AM Volumes	97	113	226	260	128	33	7	0	0	0	0	0	0	864
% AM	4%	5%	9%	10%	5%	1%	0%							34%
AM Peak Hour	8:00	7:00	11:00	10:00	10:00	10:00	9:00							7:00
Volume	32	29	53	53	26	12	3							161
PM Volumes	163	271	473	430	233	64	12	0	0	0	0	0	0	1646
% PM	6%	11%	19%	17%	9%	3%	0%							66%
PM Peak Hour	15:00	17:00	16:00	15:00	15:00	12:00	16:00							16:00
Volume	33	55	64	55	39	15	4							229

Directional Peak Periods	AM 7-9			NOON 12-2			PM 4-6			Off Peak Volumes		
All Speeds	Volume		%	Volume		%	Volume		%	Volume		%
	304	↔	12%	327	↔	13%	444	↔	18%	1435	↔	57%

Street Name	Direction	Percentiles					
		15th	50th	Average	85th	95th	ADT
W Verdugo Ave	East Bound	17	24	24	31	35	2510
W Verdugo Ave	West Bound	22	27	26	31	34	2354

Prepared by National Data & Surveying Services

SPEED

W Verdugo Ave Bet. S Glenwood Pl & Victory Blvd

Day: Thursday
Date: 1/20/2022

City: Burbank
Project #: CA22_020022_034w

West Bound

Time	< 15	15 - 19	20 - 24	25 - 29	30 - 34	35 - 39	40 - 44	45 - 49	50 - 54	55 - 59	60 - 64	65 - 69	70 +	Total
0:00 AM	0	1	5	8	3	1	0	0	0	0	0	0	0	18
1:00	1	1	2	7	0	0	0	0	0	0	0	0	0	11
2:00	1	1	1	2	1	0	0	0	0	0	0	0	0	6
3:00	0	0	0	4	0	0	0	0	0	0	0	0	0	4
4:00	0	0	3	6	0	0	0	0	0	0	0	0	0	9
5:00	0	1	7	11	5	0	0	0	0	0	0	0	0	24
6:00	2	2	24	46	9	0	0	0	0	0	0	0	0	83
7:00	6	12	80	113	21	6	1	0	0	0	0	0	0	239
8:00	6	7	26	94	32	5	0	0	0	0	0	0	0	170
9:00	0	6	41	62	23	4	0	0	0	0	0	0	0	136
10:00	1	4	37	47	23	1	0	0	0	0	0	0	0	113
11:00	2	2	53	55	30	2	0	0	0	0	0	0	0	144
12:00 PM	4	5	37	78	24	10	0	0	0	0	0	0	0	158
13:00	3	8	31	69	26	6	2	0	0	0	0	0	0	145
14:00	3	16	57	99	31	6	0	0	0	0	0	0	0	212
15:00	2	6	75	78	22	2	1	0	0	0	0	0	0	186
16:00	1	10	56	58	25	5	0	0	0	0	0	0	0	155
17:00	0	5	59	71	18	2	0	0	0	0	0	0	0	155
18:00	2	6	31	71	22	2	0	0	0	0	0	0	0	134
19:00	1	2	28	47	15	0	1	0	0	0	0	0	0	94
20:00	1	2	20	33	9	1	0	0	0	0	0	0	0	66
21:00	0	2	14	24	8	0	0	0	0	0	0	0	0	48
22:00	0	0	7	11	4	0	0	0	0	0	0	0	0	22
23:00	0	0	7	11	4	0	0	0	0	0	0	0	0	22
Totals	36	99	701	1105	355	53	5							2354
% of Totals	2%	4%	30%	47%	15%	2%	0%							100%

AM Volumes	19	37	279	455	147	19	1	0	0	0	0	0	0	957
% AM	1%	2%	12%	19%	6%	1%	0%							41%
AM Peak Hour	7:00	7:00	7:00	7:00	8:00	7:00	7:00							7:00
Volume	6	12	80	113	32	6	1							239
PM Volumes	17	62	422	650	208	34	4	0	0	0	0	0	0	1397
% PM	1%	3%	18%	28%	9%	1%	0%							59%
PM Peak Hour	12:00	14:00	15:00	14:00	14:00	12:00	13:00							14:00
Volume	4	16	75	99	31	10	2							212

Directional Peak Periods	AM 7-9			NOON 12-2			PM 4-6			Off Peak Volumes		
All Speeds	Volume		%	Volume		%	Volume		%	Volume		%
	409	↔	17%	303	↔	13%	310	↔	13%	1332	↔	57%

Street Name	Direction	Percentiles					
		15th	50th	Average	85th	95th	ADT
W Verdugo Ave	East Bound	17	24	24	31	35	2510
W Verdugo Ave	West Bound	22	27	26	31	34	2354

Prepared by National Data & Surveying Services

SPEED

W Verdugo Ave Bet. S Glenwood Pl & Victory Blvd

Day: Thursday
Date: 1/20/2022

City: Burbank
Project #: CA22_020022_034

Summary

Time	< 15	15 - 19	20 - 24	25 - 29	30 - 34	35 - 39	40 - 44	45 - 49	50 - 54	55 - 59	60 - 64	65 - 69	70 +	Total
0:00 AM	0	1	9	10	6	1	0	0	0	0	0	0	0	27
1:00	2	2	2	9	3	1	0	0	0	0	0	0	0	19
2:00	2	2	1	5	2	0	0	0	0	0	0	0	0	12
3:00	0	1	0	6	0	0	0	0	0	0	0	0	0	7
4:00	0	1	5	8	4	1	0	0	0	0	0	0	0	19
5:00	0	3	12	24	9	0	0	0	0	0	0	0	0	48
6:00	4	6	34	69	18	3	1	0	0	0	0	0	0	135
7:00	27	41	125	147	44	13	3	0	0	0	0	0	0	400
8:00	38	33	63	126	45	7	1	0	0	0	0	0	0	313
9:00	12	20	78	114	43	8	3	0	0	0	0	0	0	278
10:00	13	19	70	100	49	13	0	0	0	0	0	0	0	264
11:00	18	21	106	97	52	5	0	0	0	0	0	0	0	299
12:00 PM	19	21	88	125	41	25	1	0	0	0	0	0	0	320
13:00	14	33	93	109	48	10	3	0	0	0	0	0	0	310
14:00	32	44	100	152	52	11	0	0	0	0	0	0	0	391
15:00	35	45	128	133	61	7	2	0	0	0	0	0	0	411
16:00	26	58	120	105	54	17	4	0	0	0	0	0	0	384
17:00	31	60	116	109	48	6	0	0	0	0	0	0	0	370
18:00	16	34	82	117	50	10	2	0	0	0	0	0	0	311
19:00	4	15	63	77	32	4	3	0	0	0	0	0	0	198
20:00	1	13	39	64	25	3	0	0	0	0	0	0	0	145
21:00	2	6	32	47	14	1	1	0	0	0	0	0	0	103
22:00	0	3	24	20	6	4	0	0	0	0	0	0	0	57
23:00	0	1	10	22	10	0	0	0	0	0	0	0	0	43
Totals	296	483	1400	1795	716	150	24							4864
% of Totals	6%	10%	29%	37%	15%	3%	0%							100%

AM Volumes	116	150	505	715	275	52	8	0	0	0	0	0	0	1821
% AM	2%	3%	10%	15%	6%	1%	0%							37%
AM Peak Hour	8:00	7:00	7:00	7:00	11:00	7:00	7:00							7:00
Volume	38	41	125	147	52	13	3							400
PM Volumes	180	333	895	1080	441	98	16	0	0	0	0	0	0	3043
% PM	4%	7%	18%	22%	9%	2%	0%							63%
PM Peak Hour	15:00	17:00	15:00	14:00	15:00	12:00	16:00							15:00
Volume	35	60	128	152	61	25	4							411

Directional Peak Periods	AM 7-9			NOON 12-2			PM 4-6			Off Peak Volumes		
All Speeds	Volume		%	Volume		%	Volume		%	Volume		%
	713	↔	15%	630	↔	13%	754	↔	16%	2767	↔	57%

Street Name	Direction	Percentiles					
		15th	50th	Average	85th	95th	ADT
W Verdugo Ave	Summary	19	26	25	31	35	4864

Prepared by NDS/ATD

Prepared by National Data & Surveying Services

VOLUME

W Verdugo Ave Bet. S Glenwood Pl & Victory Blvd

Day: Thursday
Date: 1/20/2022

City: Burbank
Project #: CA22_020022_034

DAILY TOTALS	NB	SB	EB	WB	Total
	0	0	2,510	2,354	4,864

AM Period	NB	SB	EB		WB		TOTAL		PM Period	NB	SB	EB		WB		TOTAL	
0:00	0	0	1		4		5		12:00	0	0	44		43		87	
0:15	0	0	1		4		5		12:15	0	0	48		39		87	
0:30	0	0	4		7		11		12:30	0	0	33		32		65	
0:45	0	0	3	9	3	18	6	27	12:45	0	0	37	162	44	158	81	320
1:00	0	0	4		4		8		13:00	0	0	57		35		92	
1:15	0	0	1		3		4		13:15	0	0	43		31		74	
1:30	0	0	3		3		6		13:30	0	0	35		39		74	
1:45	0	0	0	8	1	11	1	19	13:45	0	0	30	165	40	145	70	310
2:00	0	0	1		3		4		14:00	0	0	43		50		93	
2:15	0	0	2		2		4		14:15	0	0	40		42		82	
2:30	0	0	3		1		4		14:30	0	0	54		55		109	
2:45	0	0	0	6	0	6		12	14:45	0	0	42	179	65	212	107	391
3:00	0	0	1		2		3		15:00	0	0	73		69		142	
3:15	0	0	0		0				15:15	0	0	64		51		115	
3:30	0	0	1		2		3		15:30	0	0	51		33		84	
3:45	0	0	1	3	0	4	1	7	15:45	0	0	37	225	33	186	70	411
4:00	0	0	1		2		3		16:00	0	0	65		39		104	
4:15	0	0	0		3		3		16:15	0	0	67		34		101	
4:30	0	0	3		1		4		16:30	0	0	50		38		88	
4:45	0	0	6	10	3	9	9	19	16:45	0	0	47	229	44	155	91	384
5:00	0	0	2		4		6		17:00	0	0	62		46		108	
5:15	0	0	5		7		12		17:15	0	0	47		36		83	
5:30	0	0	8		8		16		17:30	0	0	55		38		93	
5:45	0	0	9	24	5	24	14	48	17:45	0	0	51	215	35	155	86	370
6:00	0	0	9		14		23		18:00	0	0	51		41		92	
6:15	0	0	17		10		27		18:15	0	0	34		28		62	
6:30	0	0	9		19		28		18:30	0	0	51		33		84	
6:45	0	0	17	52	40	83	57	135	18:45	0	0	41	177	32	134	73	311
7:00	0	0	25		28		53		19:00	0	0	28		25		53	
7:15	0	0	25		40		65		19:15	0	0	24		26		50	
7:30	0	0	41		75		116		19:30	0	0	27		22		49	
7:45	0	0	70	161	96	239	166	400	19:45	0	0	25	104	21	94	46	198
8:00	0	0	48		41		89		20:00	0	0	19		20		39	
8:15	0	0	24		36		60		20:15	0	0	23		16		39	
8:30	0	0	41		50		91		20:30	0	0	15		16		31	
8:45	0	0	30	143	43	170	73	313	20:45	0	0	22	79	14	66	36	145
9:00	0	0	33		28		61		21:00	0	0	18		10		28	
9:15	0	0	49		44		93		21:15	0	0	17		17		34	
9:30	0	0	19		31		50		21:30	0	0	10		14		24	
9:45	0	0	41	142	33	136	74	278	21:45	0	0	10	55	7	48	17	103
10:00	0	0	27		29		56		22:00	0	0	17		7		24	
10:15	0	0	42		30		72		22:15	0	0	8		4		12	
10:30	0	0	51		19		70		22:30	0	0	6		7		13	
10:45	0	0	31	151	35	113	66	264	22:45	0	0	4	35	4	22	8	57
11:00	0	0	37		42		79		23:00	0	0	3		10		13	
11:15	0	0	29		34		63		23:15	0	0	3		6		9	
11:30	0	0	35		34		69		23:30	0	0	3		2		5	
11:45	0	0	54	155	34	144	88	299	23:45	0	0	12	21	4	22	16	43
TOTALS				864		957		**1821**	**TOTALS**				1646		1397		**3043**
SPLIT %				47.4%		52.6%		**37.4%**	**SPLIT %**				54.1%		45.9%		**62.6%**

DAILY TOTALS	NB	SB	EB	WB	Total
	0	0	2,510	2,354	4,864

AM Peak Hour			7:15	7:15	**7:15**	**PM Peak Hour**			14:30	14:30	**14:30**
AM Pk Volume			184	252	**436**	**PM Pk Volume**			233	240	**473**
Pk Hr Factor			0.657	0.656	**0.657**	**Pk Hr Factor**			0.798	0.870	**0.833**
7 - 9 Volume	0	0	304	409	**713**	**4 - 6 Volume**	0	0	444	310	**754**
7 - 9 Peak Hour			7:15	7:15	**7:15**	**4 - 6 Peak Hour**			16:00	16:30	**16:15**
7 - 9 Pk Volume	0	0	184	252	**436**	**4 - 6 Pk Volume**	0	0	229	164	**388**
Pk Hr Factor	0.000	0.000	0.657	0.656	**0.657**	**Pk Hr Factor**	0.000	0.000	0.854	0.891	**0.898**

Prepared by NDS/ATD

Project #: CA22_020022_034 **City:** Burbank

Location: W Verdugo Ave Bet. S Glenwood Pl & **Date:** 1/20/2022

Prepared by National Data & Surveying Services

SPEED

W Angeleno Ave Bet. Victory Blvd & S Glenwood Pl

Day: Tuesday
Date: 1/18/2022

City: Burbank
Project #: CA22_020022_033e

East Bound

Time	< 15	15 - 19	20 - 24	25 - 29	30 - 34	35 - 39	40 - 44	45 - 49	50 - 54	55 - 59	60 - 64	65 - 69	70 +	Total
0:00 AM	0	0	0	0	0	0	0	0	0	0	0	0	0	0
0:15	0	1	1	0	0	0	0	0	0	0	0	0	0	2
0:30	0	1	0	0	1	0	0	0	0	0	0	0	0	2
0:45	0	1	0	0	0	0	0	0	0	0	0	0	0	1
1:00	0	0	0	0	0	0	0	0	0	0	0	0	0	0
1:15	0	0	0	0	0	0	0	0	0	0	0	0	0	0
1:30	0	0	0	0	0	0	0	0	0	0	0	0	0	0
1:45	1	0	1	0	1	0	0	0	0	0	0	0	0	3
2:00	0	0	0	0	0	0	0	0	0	0	0	0	0	0
2:15	0	0	0	0	0	0	0	0	0	0	0	0	0	0
2:30	0	0	1	0	0	0	0	0	0	0	0	0	0	1
2:45	0	0	0	0	0	0	0	0	0	0	0	0	0	0
3:00	0	0	0	0	0	0	0	0	0	0	0	0	0	0
3:15	0	0	0	0	0	0	0	0	0	0	0	0	0	0
3:30	0	0	0	0	0	0	0	0	0	0	0	0	0	0
3:45	0	0	1	0	0	0	0	0	0	0	0	0	0	1
4:00	0	0	0	0	0	0	0	0	0	0	0	0	0	0
4:15	0	0	0	0	0	0	0	0	0	0	0	0	0	0
4:30	0	0	0	1	0	0	0	0	0	0	0	0	0	1
4:45	0	1	0	0	0	0	0	0	0	0	0	0	0	1
5:00	0	0	0	0	0	0	0	0	0	0	0	0	0	0
5:15	0	0	1	2	0	0	0	0	0	0	0	0	0	3
5:30	0	0	1	0	0	1	0	0	0	0	0	0	0	2
5:45	0	0	1	2	1	0	0	0	0	0	0	0	0	4
6:00	0	1	1	0	0	1	0	0	0	0	0	0	0	3
6:15	0	1	0	2	0	0	0	0	0	0	0	0	0	3
6:30	0	0	1	2	0	0	0	0	0	0	0	0	0	3
6:45	2	0	1	1	0	0	0	0	0	0	0	0	0	4
7:00	2	1	3	2	0	1	0	0	0	0	0	0	0	9
7:15	1	1	2	0	2	0	0	0	0	0	0	0	0	6
7:30	2	4	4	2	0	0	0	0	0	0	0	0	0	12
7:45	1	2	10	2	0	0	0	0	0	0	0	0	0	15
8:00	2	1	1	1	1	0	0	0	0	0	0	0	0	6
8:15	0	2	2	1	0	0	0	0	0	0	0	0	0	5
8:30	1	1	2	1	0	0	0	0	0	0	0	0	0	5
8:45	0	0	3	0	0	0	0	0	0	0	0	0	0	3
9:00	2	2	1	2	2	0	0	0	0	0	0	0	0	9
9:15	0	2	1	1	0	0	0	0	0	0	0	0	0	4
9:30	0	1	0	0	2	0	0	0	0	0	0	0	0	3
9:45	0	1	1	2	2	1	0	0	0	0	0	0	0	7
10:00	0	1	0	1	1	0	0	0	0	0	0	0	0	3
10:15	0	0	1	2	1	0	0	0	0	0	0	0	0	4
10:30	0	0	0	1	1	1	0	0	0	0	0	0	0	3
10:45	0	0	3	1	0	0	0	0	0	0	0	0	0	4
11:00	0	3	2	0	1	0	0	0	0	0	0	0	0	6
11:15	0	2	2	0	1	0	0	0	0	0	0	0	0	5
11:30	2	0	1	2	1	0	0	0	0	0	0	0	0	6
11:45	0	0	2	1	0	0	0	0	0	0	0	0	0	3
12:00 PM	0	0	1	1	0	0	0	0	0	0	0	0	0	2
12:15	1	1	7	1	1	0	0	0	0	0	0	0	0	11
12:30	0	2	2	1	0	0	0	0	0	0	0	0	0	5
12:45	3	1	2	1	0	0	0	0	0	0	0	0	0	7
13:00	1	2	1	1	1	0	0	0	0	0	0	0	0	6
13:15	2	1	3	2	0	0	0	0	0	0	0	0	0	8
13:30	0	1	2	2	1	0	0	0	0	0	0	0	0	6
13:45	1	5	0	1	0	0	0	0	0	0	0	0	0	7
14:00	2	0	1	0	1	0	0	0	0	0	0	0	0	4
14:15	3	1	2	1	0	0	0	0	0	0	0	0	0	7
14:30	0	0	2	2	0	0	0	0	0	0	0	0	0	4
14:45	1	0	7	0	1	0	0	0	0	0	0	0	0	9
15:00	0	0	1	1	1	0	0	0	0	0	0	0	0	3
15:15	1	6	1	1	0	0	0	0	0	0	0	0	0	9
15:30	0	1	0	1	0	0	0	0	0	0	0	0	0	2
15:45	2	0	0	1	0	0	0	0	0	0	0	0	0	3
16:00	1	1	2	1	0	0	0	0	0	0	0	0	0	5
16:15	0	1	2	1	1	0	0	0	0	0	0	0	0	5
16:30	0	1	5	1	1	0	0	0	0	0	0	0	0	8
16:45	2	0	3	3	2	0	0	0	0	0	0	0	0	10
17:00	1	0	1	0	1	0	0	0	0	0	0	0	0	3
17:15	2	1	1	2	1	0	0	0	0	0	0	0	0	7
17:30	0	1	1	1	0	0	0	0	0	0	0	0	0	3
17:45	0	2	1	0	0	0	0	0	0	0	0	0	0	3
18:00	0	4	1	3	1	0	0	0	0	0	0	0	0	9
18:15	3	0	0	2	1	0	0	0	0	0	0	0	0	6
18:30	1	4	0	1	1	0	0	0	0	0	0	0	0	7
18:45	0	3	3	2	0	0	0	0	0	0	0	0	0	8
19:00	0	0	0	1	0	0	0	0	0	0	0	0	0	1
19:15	1	1	0	0	0	0	0	0	0	0	0	0	0	2
19:30	2	1	5	0	0	0	0	0	0	0	0	0	0	8
19:45	2	0	2	1	0	0	0	0	0	0	0	0	0	5
20:00	0	0	1	0	1	0	0	0	0	0	0	0	0	2
20:15	2	1	2	1	0	0	0	0	0	0	0	0	0	6
20:30	1	0	1	0	1	0	0	0	0	0	0	0	0	3
20:45	0	2	1	0	0	0	0	0	0	0	0	0	0	3
21:00	2	0	3	0	0	1	0	0	0	0	0	0	0	6
21:15	0	1	1	0	0	0	0	0	0	0	0	0	0	2
21:30	0	0	2	1	0	0	0	0	0	0	0	0	0	3
21:45	2	0	0	0	0	0	0	0	0	0	0	0	0	2
22:00	1	0	0	0	0	0	0	0	0	0	0	0	0	1
22:15	1	1	0	0	0	0	0	0	0	0	0	0	0	2
22:30	2	1	1	0	0	0	0	0	0	0	0	0	0	4
22:45	0	1	1	0	0	0	0	0	0	0	0	0	0	2
23:00	1	0	1	0	0	0	0	0	0	0	0	0	0	2
23:15	0	0	0	0	0	0	0	0	0	0	0	0	0	0
23:30	0	0	1	0	0	0	0	0	0	0	0	0	0	1
23:45	0	0	0	1	1	0	0	0	0	0	0	0	0	2
Totals	60	78	125	71	36	6								376
% of Totals	16%	21%	33%	19%	10%	2%								100%

AM Volumes	16	30	51	32	18	5	0	0	0	0	0	0	0	152
% AM	4%	8%	14%	9%	5%	1%								40%
AM Peak Hour	6:45	7:30	7:00	6:15	9:00	5:15								7:00
Volume	7	9	19	7	6	2								42
PM Volumes	44	48	74	39	18	1	0	0	0	0	0	0	0	224
% PM	12%	13%	20%	10%	5%	0%								60%
PM Peak Hour	12:30	18:00	12:00	18:00	16:15	20:15								18:00
Volume	6	11	12	8	5	1								30

Directional Peak Periods	AM 7-9			NOON 12-2			PM 4-6			Off Peak Volumes		
All Classes	Volume	⟷	%	Volume	⟷	%	Volume	⟷	%	Volume	⟷	%
	61	⟷	16%	52	⟷	14%	44	⟷	12%	219	⟷	58%

Street Name	Direction	Percentiles					
		15th	50th	Average	85th	95th	ADT
W Angeleno Ave	East Bound	14	22	22	29	33	376
W Angeleno Ave	West Bound	13	22	22	30	34	341

Prepared by National Data & Surveying Services

SPEED

W Angeleno Ave Bet. Victory Blvd & S Glenwood Pl

Day: Tuesday
Date: 1/18/2022

City: Burbank
Project #: CA22_020022_033w

West Bound

Time	< 15	15 - 19	20 - 24	25 - 29	30 - 34	35 - 39	40 - 44	45 - 49	50 - 54	55 - 59	60 - 64	65 - 69	70 +	Total
0:00 AM	0	0	0	0	0	0	0	0	0	0	0	0	0	0
0:15	0	0	2	1	0	1	0	0	0	0	0	0	0	4
0:30	0	0	0	0	0	0	0	0	0	0	0	0	0	0
0:45	1	1	1	1	0	0	0	0	0	0	0	0	0	4
1:00	1	0	1	0	0	0	0	0	0	0	0	0	0	2
1:15	0	0	0	1	0	0	0	0	0	0	0	0	0	1
1:30	0	0	0	0	0	0	0	0	0	0	0	0	0	0
1:45	0	0	0	0	0	0	0	0	0	0	0	0	0	0
2:00	0	0	0	0	0	0	0	0	0	0	0	0	0	0
2:15	0	0	0	0	0	0	0	0	0	0	0	0	0	0
2:30	0	0	0	0	0	0	0	0	0	0	0	0	0	0
2:45	0	0	0	0	0	0	0	0	0	0	0	0	0	0
3:00	0	0	0	0	0	0	0	0	0	0	0	0	0	0
3:15	0	0	0	0	0	0	0	0	0	0	0	0	0	0
3:30	0	0	0	0	0	0	0	0	0	0	0	0	0	0
3:45	0	0	0	0	0	0	0	0	0	0	0	0	0	0
4:00	0	0	0	0	0	0	0	0	0	0	0	0	0	0
4:15	0	0	0	0	0	0	0	0	0	0	0	0	0	0
4:30	0	0	0	0	0	0	0	0	0	0	0	0	0	0
4:45	0	0	0	0	0	0	0	0	0	0	0	0	0	0
5:00	0	0	0	0	0	0	0	0	0	0	0	0	0	0
5:15	0	0	0	1	0	0	0	0	0	0	0	0	0	1
5:30	0	0	0	0	0	0	0	0	0	0	0	0	0	0
5:45	0	0	0	0	0	0	0	0	0	0	0	0	0	0
6:00	0	0	0	0	0	0	0	0	0	0	0	0	0	0
6:15	0	0	0	0	0	0	0	0	0	0	0	0	0	0
6:30	0	0	0	0	0	0	0	0	0	0	0	0	0	0
6:45	1	0	3	1	0	0	0	0	0	0	0	0	0	5
7:00	0	1	0	1	0	0	0	0	0	0	0	0	0	2
7:15	1	1	0	0	1	0	0	1	0	0	0	0	0	4
7:30	1	0	3	0	2	0	0	0	0	0	0	0	0	6
7:45	1	1	2	0	2	0	0	0	0	0	0	0	0	6
8:00	2	1	0	1	0	0	0	0	0	0	0	0	0	4
8:15	0	0	1	1	1	0	0	0	0	0	0	0	0	3
8:30	2	1	0	1	0	0	0	0	0	0	0	0	0	4
8:45	1	1	1	1	0	0	0	0	0	0	0	0	0	4
9:00	1	1	0	0	0	0	0	0	0	0	0	0	0	2
9:15	0	0	2	0	0	0	0	0	0	0	0	0	0	2
9:30	2	0	0	0	1	1	0	0	0	0	0	0	0	4
9:45	0	1	2	0	0	0	0	0	0	0	0	0	0	3
10:00	0	1	2	1	1	0	0	0	0	0	0	0	0	5
10:15	0	0	0	0	0	0	0	0	0	0	0	0	0	0
10:30	0	0	2	1	2	0	0	0	0	0	0	0	0	5
10:45	2	2	0	2	1	0	0	0	0	0	0	0	0	7
11:00	0	1	0	0	0	0	0	0	0	0	0	0	0	1
11:15	1	2	2	0	1	1	0	0	0	0	0	0	0	7
11:30	1	1	1	1	0	0	0	0	0	0	0	0	0	4
11:45	0	2	2	0	0	0	0	0	0	0	0	0	0	4
12:00 PM	0	0	2	1	2	0	0	0	0	0	0	0	0	5
12:15	4	0	1	0	1	0	0	0	0	0	0	0	0	6
12:30	1	0	1	2	2	0	0	0	0	0	0	0	0	6
12:45	0	1	3	1	0	0	0	0	0	0	0	0	0	5
13:00	0	5	1	1	0	0	0	0	0	0	0	0	0	7
13:15	0	0	3	1	0	0	0	0	0	0	0	0	0	4
13:30	1	1	0	0	1	0	0	0	0	0	0	0	0	3
13:45	1	3	1	1	3	0	0	0	0	0	0	0	0	9
14:00	2	1	1	1	0	1	0	0	0	0	0	0	0	6
14:15	0	1	0	0	0	0	0	0	0	0	0	0	0	1
14:30	1	2	5	0	0	0	0	0	0	0	0	0	0	8
14:45	1	0	0	0	1	0	0	0	0	0	0	0	0	2
15:00	1	1	2	5	1	0	0	0	0	0	0	0	0	10
15:15	0	2	2	0	0	0	0	0	0	0	0	0	0	4
15:30	1	3	2	0	1	0	0	0	0	0	0	0	0	7
15:45	5	2	2	0	1	0	0	0	0	0	0	0	0	10
16:00	4	3	0	0	1	1	0	0	0	0	0	0	0	9
16:15	0	0	5	1	2	0	0	0	0	0	0	0	0	8
16:30	6	0	0	0	2	1	0	0	0	0	0	0	0	9
16:45	0	1	4	2	2	0	0	0	0	0	0	0	0	9
17:00	1	0	4	5	0	0	0	0	0	0	0	0	0	10
17:15	0	4	1	1	1	0	0	0	0	0	0	0	0	7
17:30	2	1	1	7	0	0	0	0	0	0	0	0	0	11
17:45	1	1	2	2	0	0	0	0	0	0	0	0	0	6
18:00	1	0	1	1	0	0	0	0	0	0	0	0	0	3
18:15	0	2	2	1	1	0	0	0	0	0	0	0	0	6
18:30	3	2	3	0	0	0	0	0	0	0	0	0	0	8
18:45	2	1	1	2	1	0	0	0	0	0	0	0	0	7
19:00	0	0	3	0	0	0	0	0	0	0	0	0	0	3
19:15	1	1	1	2	1	0	0	0	0	0	0	0	0	6
19:30	0	4	2	0	0	0	0	0	0	0	0	0	0	6
19:45	1	0	1	2	2	0	0	0	0	0	0	0	0	6
20:00	0	2	1	2	0	0	0	0	0	0	0	0	0	5
20:15	0	2	1	3	1	0	0	0	0	0	0	0	0	7
20:30	0	0	2	3	0	0	0	0	0	0	0	0	0	5
20:45	1	1	0	0	0	0	0	0	0	0	0	0	0	2
21:00	1	2	3	1	0	0	0	0	0	0	0	0	0	7
21:15	0	0	0	1	1	0	0	0	0	0	0	0	0	2
21:30	1	1	0	0	0	0	0	0	0	0	0	0	0	2
21:45	0	1	0	0	0	0	0	0	0	0	0	0	0	1
22:00	0	0	1	0	0	0	0	0	0	0	0	0	0	1
22:15	0	0	0	0	0	0	0	0	0	0	0	0	0	0
22:30	1	0	1	1	0	0	0	0	0	0	0	0	0	3
22:45	0	1	0	0	0	0	0	0	0	0	0	0	0	1
23:00	0	0	1	0	0	0	0	0	0	0	0	0	0	1
23:15	0	0	0	0	0	0	0	0	0	0	0	0	0	0
23:30	1	0	1	0	0	1	0	0	0	0	0	0	0	3
23:45	0	0	0	0	0	0	0	0	0	0	0	0	0	0
Totals	63	70	95	65	40	7		1						341
% of Totals	18%	21%	28%	19%	12%	2%		0%						100%

AM Volumes	18	18	27	15	12	3	0	1	0	0	0	0	0	94
% AM	5%	5%	8%	4%	4%	1%		0%						28%
AM Peak Hour	7:15	10:45	11:15	8:00	7:00			6:30						11:45
Volume	5	6	7	4	5	1		1						21
PM Volumes	45	52	68	50	28	4	0	0	0	0	0	0	0	247
% PM	13%	15%	20%	15%	8%	1%								72%
PM Peak Hour	15:45	15:15	16:15	16:45	16:00	15:45								16:45
Volume	15	10	13	15	7	2								37

Directional Peak Periods	AM 7-9			NOON 12-2			PM 4-6			Off Peak Volumes		
All Classes	Volume	⟷	%	Volume	⟷	%	Volume	⟷	%	Volume	⟷	%
	33		10%	45		13%	69		20%	194		57%

Street Name	Direction	Percentiles					
		15th	50th	Average	85th	95th	ADT
W Angeleno Ave	East Bound	14	22	22	29	33	376
W Angeleno Ave	West Bound	13	22	22	30	34	341

Prepared by National Data & Surveying Services

SPEED

W Angeleno Ave Bet. Victory Blvd & S Glenwood Pl

Day: Tuesday
Date: 1/18/2022

City: Burbank
Project #: CA22_020022_033

Summary

Time	< 15	15 - 19	20 - 24	25 - 29	30 - 34	35 - 39	40 - 44	45 - 49	50 - 54	55 - 59	60 - 64	65 - 69	70 +	Total
0:00 AM	0	0	0	0	0	0	0	0	0	0	0	0	0	0
0:15	0	1	3	1	0	1	0	0	0	0	0	0	0	6
0:30	0	1	0	0	1	0	0	0	0	0	0	0	0	2
0:45	1	2	1	1	0	0	0	0	0	0	0	0	0	5
1:00	1	0	1	0	0	0	0	0	0	0	0	0	0	2
1:15	0	0	0	1	0	0	0	0	0	0	0	0	0	1
1:30	0	0	0	0	0	0	0	0	0	0	0	0	0	0
1:45	1	0	1	0	1	0	0	0	0	0	0	0	0	3
2:00	0	0	0	0	0	0	0	0	0	0	0	0	0	0
2:15	0	0	0	0	0	0	0	0	0	0	0	0	0	0
2:30	0	0	1	0	0	0	0	0	0	0	0	0	0	1
2:45	0	0	0	0	0	0	0	0	0	0	0	0	0	0
3:00	0	0	0	0	0	0	0	0	0	0	0	0	0	0
3:15	0	0	0	0	0	0	0	0	0	0	0	0	0	0
3:30	0	0	0	0	0	0	0	0	0	0	0	0	0	0
3:45	0	0	1	0	0	0	0	0	0	0	0	0	0	1
4:00	0	0	0	0	0	0	0	0	0	0	0	0	0	0
4:15	0	0	0	0	0	0	0	0	0	0	0	0	0	0
4:30	0	0	0	1	0	0	0	0	0	0	0	0	0	1
4:45	0	1	0	0	0	0	0	0	0	0	0	0	0	1
5:00	0	0	0	0	0	0	0	0	0	0	0	0	0	0
5:15	0	0	1	3	0	0	0	0	0	0	0	0	0	4
5:30	0	0	1	0	0	1	0	0	0	0	0	0	0	2
5:45	0	0	1	2	1	0	0	0	0	0	0	0	0	4
6:00	0	1	1	0	0	1	0	0	0	0	0	0	0	3
6:15	0	1	0	2	0	0	0	0	0	0	0	0	0	3
6:30	0	0	1	2	0	0	0	0	0	0	0	0	0	3
6:45	3	0	4	2	0	0	0	0	0	0	0	0	0	9
7:00	2	2	3	3	0	1	0	0	0	0	0	0	0	11
7:15	2	2	2	0	3	0	0	1	0	0	0	0	0	10
7:30	3	4	7	2	2	0	0	0	0	0	0	0	0	18
7:45	2	3	12	2	2	0	0	0	0	0	0	0	0	21
8:00	4	2	1	2	1	0	0	0	0	0	0	0	0	10
8:15	0	2	3	2	1	0	0	0	0	0	0	0	0	8
8:30	3	2	2	2	0	0	0	0	0	0	0	0	0	9
8:45	1	1	4	1	0	0	0	0	0	0	0	0	0	7
9:00	3	3	1	2	2	0	0	0	0	0	0	0	0	11
9:15	0	2	3	1	0	0	0	0	0	0	0	0	0	6
9:30	2	1	0	0	3	1	0	0	0	0	0	0	0	7
9:45	0	2	3	2	2	1	0	0	0	0	0	0	0	10
10:00	0	2	2	2	2	0	0	0	0	0	0	0	0	8
10:15	0	0	1	2	1	0	0	0	0	0	0	0	0	4
10:30	0	0	2	2	3	1	0	0	0	0	0	0	0	8
10:45	2	2	3	3	1	0	0	0	0	0	0	0	0	11
11:00	0	4	2	0	1	0	0	0	0	0	0	0	0	7
11:15	1	4	4	0	2	1	0	0	0	0	0	0	0	12
11:30	3	1	2	3	1	0	0	0	0	0	0	0	0	10
11:45	0	2	4	1	0	0	0	0	0	0	0	0	0	7
12:00 PM	0	0	3	2	2	0	0	0	0	0	0	0	0	7
12:15	5	1	8	1	2	0	0	0	0	0	0	0	0	17
12:30	1	2	3	3	2	0	0	0	0	0	0	0	0	11
12:45	3	2	5	2	0	0	0	0	0	0	0	0	0	12
13:00	1	7	2	2	1	0	0	0	0	0	0	0	0	13
13:15	2	1	6	3	0	0	0	0	0	0	0	0	0	12
13:30	1	2	2	2	2	0	0	0	0	0	0	0	0	9
13:45	2	8	1	2	3	0	0	0	0	0	0	0	0	16
14:00	4	1	2	1	1	1	0	0	0	0	0	0	0	10
14:15	3	2	2	1	0	0	0	0	0	0	0	0	0	8
14:30	1	2	7	2	0	0	0	0	0	0	0	0	0	12
14:45	2	0	7	0	2	0	0	0	0	0	0	0	0	11
15:00	1	1	3	6	2	0	0	0	0	0	0	0	0	13
15:15	1	8	3	1	0	0	0	0	0	0	0	0	0	13
15:30	1	4	2	1	1	0	0	0	0	0	0	0	0	9
15:45	7	2	2	1	1	0	0	0	0	0	0	0	0	13
16:00	5	4	2	1	1	1	0	0	0	0	0	0	0	14
16:15	0	1	7	2	3	0	0	0	0	0	0	0	0	13
16:30	6	1	5	1	3	1	0	0	0	0	0	0	0	17
16:45	2	1	7	5	4	0	0	0	0	0	0	0	0	19
17:00	2	0	5	5	1	0	0	0	0	0	0	0	0	13
17:15	2	5	2	3	2	0	0	0	0	0	0	0	0	14
17:30	2	2	2	8	0	0	0	0	0	0	0	0	0	14
17:45	1	3	3	2	0	0	0	0	0	0	0	0	0	9
18:00	1	4	2	4	1	0	0	0	0	0	0	0	0	12
18:15	3	2	2	3	2	0	0	0	0	0	0	0	0	12
18:30	4	6	3	1	1	0	0	0	0	0	0	0	0	15
18:45	2	4	4	4	1	0	0	0	0	0	0	0	0	15
19:00	0	0	3	1	0	0	0	0	0	0	0	0	0	4
19:15	2	2	1	2	1	0	0	0	0	0	0	0	0	8
19:30	2	5	7	0	0	0	0	0	0	0	0	0	0	14
19:45	3	0	3	3	2	0	0	0	0	0	0	0	0	11
20:00	0	2	2	2	1	0	0	0	0	0	0	0	0	7
20:15	2	3	3	4	1	0	0	0	0	0	0	0	0	13
20:30	1	0	3	3	1	0	0	0	0	0	0	0	0	8
20:45	1	3	1	0	0	0	0	0	0	0	0	0	0	5
21:00	3	2	6	1	0	1	0	0	0	0	0	0	0	13
21:15	0	1	1	1	1	0	0	0	0	0	0	0	0	4
21:30	1	1	2	1	0	0	0	0	0	0	0	0	0	5
21:45	2	1	0	0	0	0	0	0	0	0	0	0	0	3
22:00	1	0	1	0	0	0	0	0	0	0	0	0	0	2
22:15	1	1	0	0	0	0	0	0	0	0	0	0	0	2
22:30	3	1	2	1	0	0	0	0	0	0	0	0	0	7
22:45	0	2	1	0	0	0	0	0	0	0	0	0	0	3
23:00	1	0	2	0	0	0	0	0	0	0	0	0	0	3
23:15	0	0	0	0	0	0	0	0	0	0	0	0	0	0
23:30	1	0	2	0	0	1	0	0	0	0	0	0	0	4
23:45	0	0	0	1	1	0	0	0	0	0	0	0	0	2
Totals	123	148	220	136	76	13		1						717
% of Totals	17%	21%	31%	19%	11%	2%		0%						100%

AM Volumes	34	48	78	47	30	8	0	1	0	0	0	0	0	246
% AM	5%	7%	11%	7%	4%	1%		0%						34%
AM Peak Hour	7:15	7:00	7:00	6:15	7:15	5:15		6:30						7:00
Volume	11	11	24	9	8	2		1						60
PM Volumes	89	100	142	89	46	5	0	0	0	0	0	0	0	471
% PM	12%	14%	20%	12%	6%	1%								66%
PM Peak Hour	15:45	13:00	16:15	16:45	16:00	15:45								16:00
Volume	18	18	24	21	11	2								63

Directional Peak Periods	AM 7-9			NOON 12-2			PM 4-6			Off Peak Volumes		
All Classes	Volume	⟷	%	Volume	⟷	%	Volume	⟷	%	Volume	⟷	%
	94		13%	97		14%	113		16%	413		58%

Street Name	Direction	Percentiles					
		15th	50th	Average	85th	95th	ADT
W Angeleno Ave	Summary	14	22	22	29	34	717

Prepared by National Data & Surveying Services

SPEED

W Angeleno Ave Bet. Victory Blvd & S Glenwood Pl

Day: Tuesday
Date: 1/18/2022

City: Burbank
Project #: CA22_020022_033e

East Bound

Time	< 15	15 - 19	20 - 24	25 - 29	30 - 34	35 - 39	40 - 44	45 - 49	50 - 54	55 - 59	60 - 64	65 - 69	70 +	Total
0:00 AM	0	3	1	0	1	0	0	0	0	0	0	0	0	5
1:00	1	0	1	0	1	0	0	0	0	0	0	0	0	3
2:00	0	0	1	0	0	0	0	0	0	0	0	0	0	1
3:00	0	0	1	0	0	0	0	0	0	0	0	0	0	1
4:00	0	1	0	1	0	0	0	0	0	0	0	0	0	2
5:00	0	0	3	4	1	1	0	0	0	0	0	0	0	9
6:00	2	2	3	5	0	1	0	0	0	0	0	0	0	13
7:00	6	8	19	6	2	1	0	0	0	0	0	0	0	42
8:00	3	4	8	3	1	0	0	0	0	0	0	0	0	19
9:00	2	6	3	5	6	1	0	0	0	0	0	0	0	23
10:00	0	1	4	5	3	1	0	0	0	0	0	0	0	14
11:00	2	5	7	3	3	0	0	0	0	0	0	0	0	20
12:00 PM	4	4	12	4	1	0	0	0	0	0	0	0	0	25
13:00	4	9	6	6	2	0	0	0	0	0	0	0	0	27
14:00	6	1	12	3	2	0	0	0	0	0	0	0	0	24
15:00	3	7	2	4	1	0	0	0	0	0	0	0	0	17
16:00	3	3	12	6	4	0	0	0	0	0	0	0	0	28
17:00	3	4	4	3	2	0	0	0	0	0	0	0	0	16
18:00	4	11	4	8	3	0	0	0	0	0	0	0	0	30
19:00	5	2	7	2	0	0	0	0	0	0	0	0	0	16
20:00	3	3	5	1	2	0	0	0	0	0	0	0	0	14
21:00	4	1	6	1	0	1	0	0	0	0	0	0	0	13
22:00	4	3	2	0	0	0	0	0	0	0	0	0	0	9
23:00	1	0	2	1	1	0	0	0	0	0	0	0	0	5
Totals	60	78	125	71	36	6								376
% of Totals	16%	21%	33%	19%	10%	2%								100%

AM Volumes	16	30	51	32	18	5	0	0	0	0	0	0	0	152
% AM	4%	8%	14%	9%	5%	1%								40%
AM Peak Hour	7:00	7:00	7:00	7:00	9:00	5:00								7:00
Volume	6	8	19	6	6	1								42
PM Volumes	44	48	74	39	18	1	0	0	0	0	0	0	0	224
% PM	12%	13%	20%	10%	5%	0%								60%
PM Peak Hour	14:00	18:00	12:00	18:00	16:00	21:00								18:00
Volume	6	11	12	8	4	1								30

Directional Peak Periods	AM 7-9			NOON 12-2			PM 4-6			Off Peak Volumes		
All Speeds	Volume		%	Volume		%	Volume		%	Volume		%
	61	↔	16%	52	↔	14%	44	↔	12%	219	↔	58%

Street Name	Direction	Percentiles					
		15th	50th	Average	85th	95th	ADT
W Angeleno Ave	East Bound	14	22	22	29	33	376
W Angeleno Ave	West Bound	13	22	22	30	34	341

Prepared by National Data & Surveying Services

SPEED

W Angeleno Ave Bet. Victory Blvd & S Glenwood Pl

Day: Tuesday
Date: 1/18/2022

City: Burbank
Project #: CA22_020022_033w

West Bound

Time	< 15	15 - 19	20 - 24	25 - 29	30 - 34	35 - 39	40 - 44	45 - 49	50 - 54	55 - 59	60 - 64	65 - 69	70 +	Total
0:00 AM	1	1	3	2	0	1	0	0	0	0	0	0	0	8
1:00	1	0	1	1	0	0	0	0	0	0	0	0	0	3
2:00	0	0	0	0	0	0	0	0	0	0	0	0	0	0
3:00	0	0	0	0	0	0	0	0	0	0	0	0	0	0
4:00	0	0	0	0	0	0	0	0	0	0	0	0	0	0
5:00	0	0	0	1	0	0	0	0	0	0	0	0	0	1
6:00	1	0	3	1	0	0	0	0	0	0	0	0	0	5
7:00	3	3	5	1	5	0	0	1	0	0	0	0	0	18
8:00	5	3	2	4	1	0	0	0	0	0	0	0	0	15
9:00	3	2	4	0	1	1	0	0	0	0	0	0	0	11
10:00	2	3	4	4	4	0	0	0	0	0	0	0	0	17
11:00	2	6	5	1	1	1	0	0	0	0	0	0	0	16
12:00 PM	5	1	7	4	5	0	0	0	0	0	0	0	0	22
13:00	2	9	5	3	4	0	0	0	0	0	0	0	0	23
14:00	4	4	6	1	1	1	0	0	0	0	0	0	0	17
15:00	7	8	8	5	3	0	0	0	0	0	0	0	0	31
16:00	10	4	9	3	7	2	0	0	0	0	0	0	0	35
17:00	4	6	8	15	1	0	0	0	0	0	0	0	0	34
18:00	6	5	7	4	2	0	0	0	0	0	0	0	0	24
19:00	2	5	7	4	3	0	0	0	0	0	0	0	0	21
20:00	1	5	4	8	1	0	0	0	0	0	0	0	0	19
21:00	2	4	3	2	1	0	0	0	0	0	0	0	0	12
22:00	1	1	2	1	0	0	0	0	0	0	0	0	0	5
23:00	1	0	2	0	0	1	0	0	0	0	0	0	0	4
Totals	63	70	95	65	40	7		1						341
% of Totals	18%	21%	28%	19%	12%	2%		0%						100%

AM Volumes	18	18	27	15	12	3	0	1	0	0	0	0	0	94
% AM	5%	5%	8%	4%	4%	1%		0%						28%
AM Peak Hour	8:00	11:00	7:00	8:00	7:00			7:00						7:00
Volume	5	6	5	4	5	1		1						18
PM Volumes	45	52	68	50	28	4	0	0	0	0	0	0	0	247
% PM	13%	15%	20%	15%	8%	1%								72%
PM Peak Hour	16:00	13:00	16:00	17:00	16:00	16:00								16:00
Volume	10	9	9	15	7	2								35

Directional Peak Periods	AM 7-9			NOON 12-2			PM 4-6			Off Peak Volumes		
All Speeds	Volume		%	Volume		%	Volume		%	Volume		%
	33	↔	10%	45	↔	13%	69	↔	20%	194	↔	57%

Street Name	Direction	Percentiles					
		15th	50th	Average	85th	95th	ADT
W Angeleno Ave	East Bound	14	22	22	29	33	376
W Angeleno Ave	West Bound	13	22	22	30	34	341

Prepared by National Data & Surveying Services

SPEED

W Angeleno Ave Bet. Victory Blvd & S Glenwood Pl

Day: Tuesday
Date: 1/18/2022

City: Burbank
Project #: CA22_020022_033

Summary

Time	< 15	15 - 19	20 - 24	25 - 29	30 - 34	35 - 39	40 - 44	45 - 49	50 - 54	55 - 59	60 - 64	65 - 69	70 +	Total
0:00 AM	1	4	4	2	1	1	0	0	0	0	0	0	0	13
1:00	2	0	2	1	1	0	0	0	0	0	0	0	0	6
2:00	0	0	1	0	0	0	0	0	0	0	0	0	0	1
3:00	0	0	1	0	0	0	0	0	0	0	0	0	0	1
4:00	0	1	0	1	0	0	0	0	0	0	0	0	0	2
5:00	0	0	3	5	1	1	0	0	0	0	0	0	0	10
6:00	3	2	6	6	0	1	0	0	0	0	0	0	0	18
7:00	9	11	24	7	7	1	0	1	0	0	0	0	0	60
8:00	8	7	10	7	2	0	0	0	0	0	0	0	0	34
9:00	5	8	7	5	7	2	0	0	0	0	0	0	0	34
10:00	2	4	8	9	7	1	0	0	0	0	0	0	0	31
11:00	4	11	12	4	4	1	0	0	0	0	0	0	0	36
12:00 PM	9	5	19	8	6	0	0	0	0	0	0	0	0	47
13:00	6	18	11	9	6	0	0	0	0	0	0	0	0	50
14:00	10	5	18	4	3	1	0	0	0	0	0	0	0	41
15:00	10	15	10	9	4	0	0	0	0	0	0	0	0	48
16:00	13	7	21	9	11	2	0	0	0	0	0	0	0	63
17:00	7	10	12	18	3	0	0	0	0	0	0	0	0	50
18:00	10	16	11	12	5	0	0	0	0	0	0	0	0	54
19:00	7	7	14	6	3	0	0	0	0	0	0	0	0	37
20:00	4	8	9	9	3	0	0	0	0	0	0	0	0	33
21:00	6	5	9	3	1	1	0	0	0	0	0	0	0	25
22:00	5	4	4	1	0	0	0	0	0	0	0	0	0	14
23:00	2	0	4	1	1	1	0	0	0	0	0	0	0	9
Totals	123	148	220	136	76	13		1						717
% of Totals	17%	21%	31%	19%	11%	2%		0%						100%

AM Volumes	34	48	78	47	30	8	0	1	0	0	0	0	0	246
% AM	5%	7%	11%	7%	4%	1%		0%						34%
AM Peak Hour	7:00	7:00	7:00	10:00	7:00	9:00		7:00						7:00
Volume	9	11	24	9	7	2		1						60
PM Volumes	89	100	142	89	46	5	0	0	0	0	0	0	0	471
% PM	12%	14%	20%	12%	6%	1%								66%
PM Peak Hour	16:00	13:00	16:00	17:00	16:00	16:00								16:00
Volume	13	18	21	18	11	2								63

Directional Peak Periods	AM 7-9			NOON 12-2			PM 4-6			Off Peak Volumes		
All Speeds	Volume		%	Volume		%	Volume		%	Volume		%
	94	↔	13%	97	↔	14%	113	↔	16%	413	↔	58%

Street Name	Direction	Percentiles					
		15th	50th	Average	85th	95th	ADT
W Angeleno Ave	Summary	14	22	22	29	34	717

Prepared by NDS/ATD

Prepared by National Data & Surveying Services

VOLUME

W Angeleno Ave Bet. Victory Blvd & S Glenwood Pl

Day: Tuesday
Date: 1/18/2022

City: Burbank
Project #: CA22_020022_033

DAILY TOTALS	NB	SB	EB	WB	Total
	0	0	376	341	717

AM Period	NB		SB		EB		WB		TOTAL		PM Period	NB		SB		EB		WB		TOTAL	
0:00	0		0		0		0				12:00	0		0		2		5		7	
0:15	0		0		2		4		6		12:15	0		0		11		6		17	
0:30	0		0		2		0		2		12:30	0		0		5		6		11	
0:45	0		0		1	5	4	8	5	13	12:45	0		0		7	25	5	22	12	47
1:00	0		0		0		2		2		13:00	0		0		6		7		13	
1:15	0		0		0		1		1		13:15	0		0		8		4		12	
1:30	0		0		0		0				13:30	0		0		6		3		9	
1:45	0		0		3	3	0	3	3	6	13:45	0		0		7	27	9	23	16	50
2:00	0		0		0		0				14:00	0		0		4		6		10	
2:15	0		0		0		0				14:15	0		0		7		1		8	
2:30	0		0		1		0		1		14:30	0		0		4		8		12	
2:45	0		0		0	1	0			1	14:45	0		0		9	24	2	17	11	41
3:00	0		0		0		0				15:00	0		0		3		10		13	
3:15	0		0		0		0				15:15	0		0		9		4		13	
3:30	0		0		0		0				15:30	0		0		2		7		9	
3:45	0		0		1	1	0		1	1	15:45	0		0		3	17	10	31	13	48
4:00	0		0		0		0				16:00	0		0		5		9		14	
4:15	0		0		0		0				16:15	0		0		5		8		13	
4:30	0		0		1		0		1		16:30	0		0		8		9		17	
4:45	0		0		1	2	0		1	2	16:45	0		0		10	28	9	35	19	63
5:00	0		0		0		0				17:00	0		0		3		10		13	
5:15	0		0		3		1		4		17:15	0		0		7		7		14	
5:30	0		0		2		0		2		17:30	0		0		3		11		14	
5:45	0		0		4	9	0	1	4	10	17:45	0		0		3	16	6	34	9	50
6:00	0		0		3		0		3		18:00	0		0		9		3		12	
6:15	0		0		3		0		3		18:15	0		0		6		6		12	
6:30	0		0		3		0		3		18:30	0		0		7		8		15	
6:45	0		0		4	13	5	5	9	18	18:45	0		0		8	30	7	24	15	54
7:00	0		0		9		2		11		19:00	0		0		1		3		4	
7:15	0		0		6		4		10		19:15	0		0		2		6		8	
7:30	0		0		12		6		18		19:30	0		0		8		6		14	
7:45	0		0		15	42	6	18	21	60	19:45	0		0		5	16	6	21	11	37
8:00	0		0		6		4		10		20:00	0		0		2		5		7	
8:15	0		0		5		3		8		20:15	0		0		6		7		13	
8:30	0		0		5		4		9		20:30	0		0		3		5		8	
8:45	0		0		3	19	4	15	7	34	20:45	0		0		3	14	2	19	5	33
9:00	0		0		9		2		11		21:00	0		0		6		7		13	
9:15	0		0		4		2		6		21:15	0		0		2		2		4	
9:30	0		0		3		4		7		21:30	0		0		3		2		5	
9:45	0		0		7	23	3	11	10	34	21:45	0		0		2	13	1	12	3	25
10:00	0		0		3		5		8		22:00	0		0		1		1		2	
10:15	0		0		4		0		4		22:15	0		0		2		0		2	
10:30	0		0		3		5		8		22:30	0		0		4		3		7	
10:45	0		0		4	14	7	17	11	31	22:45	0		0		2	9	1	5	3	14
11:00	0		0		6		1		7		23:00	0		0		2		1		3	
11:15	0		0		5		7		12		23:15	0		0		0		0			
11:30	0		0		6		4		10		23:30	0		0		1		3		4	
11:45	0		0		3	20	4	16	7	36	23:45	0		0		2	5	0	4	2	9
TOTALS						152		94		246	TOTALS						224		247		471
SPLIT %						61.8%		38.2%		34.3%	SPLIT %						47.6%		52.4%		65.7%

DAILY TOTALS	NB	SB	EB	WB	Total
	0	0	376	341	717

AM Peak Hour			7:00	11:45	7:00	PM Peak Hour			18:00	16:45	16:00
AM Pk Volume			42	21	60	PM Pk Volume			30	37	63
Pk Hr Factor			0.700	0.875	0.714	Pk Hr Factor			0.833	0.841	0.829
7 - 9 Volume	0	0	61	33	94	4 - 6 Volume	0	0	44	69	113
7 - 9 Peak Hour			7:00	7:15	7:00	4 - 6 Peak Hour			16:00	16:45	16:00
7 - 9 Pk Volume	0	0	42	20	60	4 - 6 Pk Volume	0	0	28	37	63
Pk Hr Factor	0.000	0.000	0.700	0.833	0.714	Pk Hr Factor	0.000	0.000	0.700	0.841	0.829

Prepared by NDS/ATD

Project #: CA22_020022_033 **City:** Burbank

Location: W Angeleno Ave Bet. Victory Blvd & S **Date:** 1/18/2022

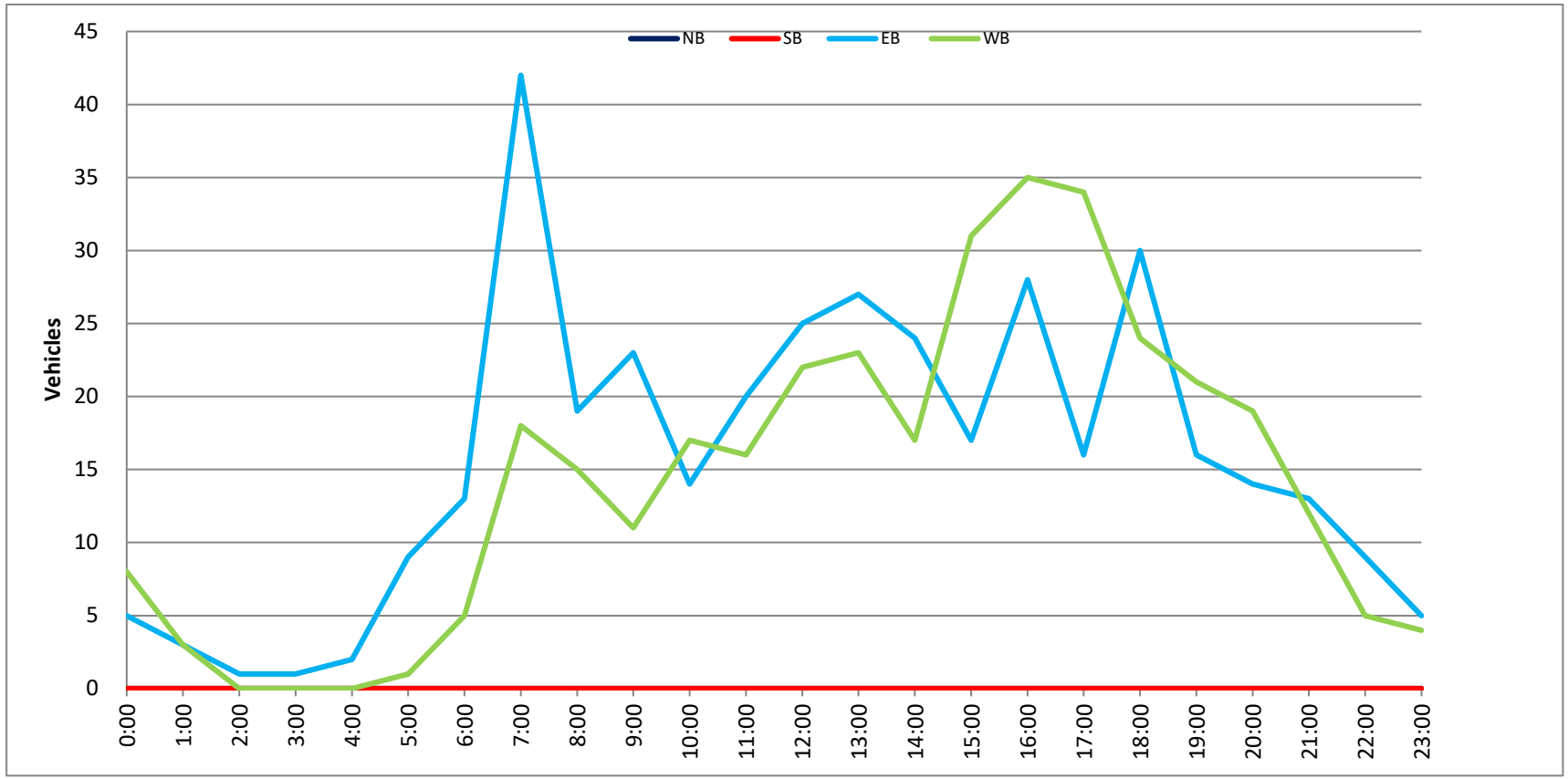

Prepared by National Data & Surveying Services

SPEED

W Angeleno Ave Bet. Victory Blvd & S Glenwood Pl

Day: Wednesday
Date: 1/19/2022

City: Burbank
Project #: CA22_020022_033e

East Bound

Time	< 15	15 - 19	20 - 24	25 - 29	30 - 34	35 - 39	40 - 44	45 - 49	50 - 54	55 - 59	60 - 64	65 - 69	70 +	Total
0:00 AM	0	0	0	0	0	0	0	0	0	0	0	0	0	0
0:15	0	0	0	0	0	0	0	0	0	0	0	0	0	0
0:30	0	0	0	0	0	0	0	0	0	0	0	0	0	0
0:45	0	2	0	0	0	1	0	0	0	0	0	0	0	3
1:00	0	0	0	0	0	0	0	0	0	0	0	0	0	0
1:15	0	0	0	0	0	0	0	0	0	0	0	0	0	0
1:30	0	0	0	0	0	0	0	0	0	0	0	0	0	0
1:45	0	0	0	0	0	0	0	0	0	0	0	0	0	0
2:00	0	0	0	0	0	0	0	0	0	0	0	0	0	0
2:15	0	1	0	0	0	0	0	0	0	0	0	0	0	1
2:30	0	0	0	0	0	0	0	0	0	0	0	0	0	0
2:45	0	0	0	0	0	0	0	0	0	0	0	0	0	0
3:00	0	0	0	0	0	0	0	0	0	0	0	0	0	0
3:15	0	0	0	0	0	0	0	0	0	0	0	0	0	0
3:30	0	0	0	0	0	0	0	0	0	0	0	0	0	0
3:45	0	0	2	0	0	0	0	0	0	0	0	0	0	2
4:00	0	0	0	0	0	0	0	0	0	0	0	0	0	0
4:15	0	0	0	0	0	0	0	0	0	0	0	0	0	0
4:30	0	0	0	0	0	0	0	0	0	0	0	0	0	0
4:45	0	0	0	0	0	0	0	0	0	0	0	0	0	0
5:00	0	0	0	0	0	0	0	0	0	0	0	0	0	0
5:15	1	0	0	1	1	0	0	0	0	0	0	0	0	3
5:30	0	0	0	0	0	0	0	0	0	0	0	0	0	0
5:45	0	0	2	0	1	1	0	0	0	0	0	0	0	4
6:00	0	1	2	0	1	0	0	0	0	0	0	0	0	4
6:15	0	0	1	0	1	0	0	0	0	0	0	0	0	2
6:30	0	0	0	0	0	0	0	0	0	0	0	0	0	0
6:45	0	0	2	1	0	0	0	0	0	0	0	0	0	3
7:00	0	1	4	0	0	0	0	0	0	0	0	0	0	5
7:15	2	1	1	1	0	0	0	0	0	0	0	0	0	5
7:30	1	2	1	0	3	0	0	0	0	0	0	0	0	7
7:45	1	2	9	2	0	0	0	0	0	0	0	0	0	14
8:00	2	4	1	0	0	1	0	0	0	0	0	0	0	8
8:15	1	1	1	0	0	0	0	0	0	0	0	0	0	3
8:30	1	0	1	0	0	0	0	0	0	0	0	0	0	2
8:45	1	0	2	2	0	0	0	0	0	0	0	0	0	5
9:00	1	0	0	1	3	0	0	0	0	0	0	0	0	5
9:15	1	1	0	2	0	0	0	0	0	0	0	0	0	4
9:30	0	2	2	1	1	0	0	0	0	0	0	0	0	6
9:45	1	1	0	0	1	1	0	0	0	0	0	0	0	4
10:00	0	2	0	0	0	0	0	0	0	0	0	0	0	2
10:15	0	0	1	1	0	0	0	0	0	0	0	0	0	2
10:30	0	1	0	0	2	1	0	0	0	0	0	0	0	4
10:45	0	1	2	1	0	0	0	0	0	0	0	0	0	4
11:00	0	2	3	0	0	0	0	0	0	0	0	0	0	5
11:15	0	2	3	2	0	0	0	0	0	0	0	0	0	7
11:30	3	2	1	1	1	0	0	0	0	0	0	0	0	8
11:45	0	2	1	0	0	0	0	0	0	0	0	0	0	3
12:00 PM	1	2	1	1	2	0	0	0	0	0	0	0	0	7
12:15	2	2	5	1	0	0	0	0	0	0	0	0	0	10
12:30	1	1	1	0	0	0	0	0	0	0	0	0	0	3
12:45	2	1	4	0	2	0	0	0	0	0	0	0	0	9
13:00	2	1	0	0	0	0	0	0	0	0	0	0	0	3
13:15	1	2	4	1	0	0	0	0	0	0	0	0	0	8
13:30	0	0	1	1	0	0	0	0	0	0	0	0	0	2
13:45	1	4	2	2	0	0	0	0	0	0	0	0	0	9
14:00	2	2	0	0	0	0	0	0	0	0	0	0	0	4
14:15	2	1	1	1	1	0	0	0	0	0	0	0	0	6
14:30	1	1	0	0	1	0	0	0	0	0	0	0	0	3
14:45	0	0	4	1	0	0	0	0	0	0	0	0	0	5
15:00	0	2	0	0	0	0	0	0	0	0	0	0	0	2
15:15	0	5	3	1	0	0	0	0	0	0	0	0	0	9
15:30	0	1	2	1	1	0	0	0	0	0	0	0	0	5
15:45	3	0	2	1	0	0	0	0	0	0	0	0	0	6
16:00	2	4	1	1	0	0	0	0	0	0	0	0	0	8
16:15	0	1	4	2	1	0	0	0	0	0	0	0	0	8
16:30	0	2	4	0	0	0	0	0	0	0	0	0	0	6
16:45	1	1	2	2	1	0	0	0	0	0	0	0	0	7
17:00	0	2	1	1	0	0	0	0	0	0	0	0	0	4
17:15	1	1	2	1	0	0	0	0	0	0	0	0	0	5
17:30	2	0	2	1	0	0	0	0	0	0	0	0	0	5
17:45	0	3	0	0	0	0	0	0	0	0	0	0	0	3
18:00	1	3	3	2	0	0	0	0	0	0	0	0	0	9
18:15	4	2	0	1	1	0	0	0	0	0	0	0	0	8
18:30	3	0	5	0	1	0	0	0	0	0	0	0	0	9
18:45	3	2	2	2	1	0	0	0	0	0	0	0	0	10
19:00	1	2	0	0	0	0	0	0	0	0	0	0	0	3
19:15	2	1	1	0	0	0	0	0	0	0	0	0	0	4
19:30	4	0	1	0	0	0	0	0	0	0	0	0	0	5
19:45	3	0	0	0	0	0	0	0	0	0	0	0	0	3
20:00	0	1	0	1	0	0	0	0	0	0	0	0	0	2
20:15	1	0	0	0	1	0	0	0	0	0	0	0	0	2
20:30	0	0	0	0	0	0	0	0	0	0	0	0	0	0
20:45	0	2	1	0	0	0	0	0	0	0	0	0	0	3
21:00	0	3	2	0	0	0	0	0	0	0	0	0	0	5
21:15	0	1	0	0	0	0	0	0	0	0	0	0	0	1
21:30	0	0	0	0	0	0	0	0	0	0	0	0	0	0
21:45	1	0	0	1	0	0	0	0	0	0	0	0	0	2
22:00	1	1	1	0	0	0	0	0	0	0	0	0	0	3
22:15	0	1	3	1	1	0	0	0	0	0	0	0	0	6
22:30	0	0	0	0	0	0	0	0	0	0	0	0	0	0
22:45	0	0	2	0	0	0	0	0	0	0	0	0	0	2
23:00	0	1	0	0	0	0	0	0	0	0	0	0	0	1
23:15	0	0	2	0	0	0	0	0	0	0	0	0	0	2
23:30	0	0	0	0	0	0	0	0	0	0	0	0	0	0
23:45	0	0	0	0	0	0	0	0	0	0	0	0	0	0
Totals	64	90	111	43	29	5								342
% of Totals	19%	26%	32%	13%	8%	1%								100%

AM Volumes	16	31	42	16	15	5	0	0	0	0	0	0	0	125
% AM	5%	9%	12%	5%	4%	1%								37%
AM Peak Hour	7:15	7:15	7:00	8:45	9:00	9:45								7:15
Volume	6	9	15	6	5	2								34
PM Volumes	48	59	69	27	14	0	0	0	0	0	0	0	0	217
% PM	14%	17%	20%	8%	4%									63%
PM Peak Hour	18:00	15:15	12:00	15:30	12:00									18:00
Volume	11	10	11	5	4									36

Directional Peak Periods	AM 7-9			NOON 12-2			PM 4-6			Off Peak Volumes		
All Classes	Volume	⟷	%	Volume	⟷	%	Volume	⟷	%	Volume	⟷	%
	49	⟷	14%	51	⟷	15%	46	⟷	13%	196	⟷	57%

Street Name	Direction	Percentiles					
		15th	50th	Average	85th	95th	ADT
W Angeleno Ave	East Bound	13	21	21	28	33	342
W Angeleno Ave	West Bound	14	21	21	28	33	340

Prepared by National Data & Surveying Services

SPEED

W Angeleno Ave Bet. Victory Blvd & S Glenwood Pl

Day: Wednesday
Date: 1/19/2022

City: Burbank
Project #: CA22_020022_033w

West Bound

Time	< 15	15 - 19	20 - 24	25 - 29	30 - 34	35 - 39	40 - 44	45 - 49	50 - 54	55 - 59	60 - 64	65 - 69	70 +	Total
0:00 AM	0	0	0	0	0	0	0	0	0	0	0	0	0	0
0:15	0	0	1	1	0	0	0	0	0	0	0	0	0	2
0:30	0	1	0	0	0	0	0	0	0	0	0	0	0	1
0:45	0	0	1	0	0	0	0	0	0	0	0	0	0	1
1:00	0	0	0	0	0	0	0	0	0	0	0	0	0	0
1:15	0	0	0	1	0	0	0	0	0	0	0	0	0	1
1:30	0	0	0	0	0	0	0	0	0	0	0	0	0	0
1:45	0	0	0	0	0	0	0	0	0	0	0	0	0	0
2:00	0	0	0	0	0	0	0	0	0	0	0	0	0	0
2:15	0	0	1	0	0	0	0	0	0	0	0	0	0	1
2:30	0	0	1	0	0	0	0	0	0	0	0	0	0	1
2:45	0	0	0	0	0	0	0	0	0	0	0	0	0	0
3:00	0	0	1	0	0	0	0	0	0	0	0	0	0	1
3:15	0	0	0	0	0	0	0	0	0	0	0	0	0	0
3:30	0	0	0	1	0	0	0	0	0	0	0	0	0	1
3:45	0	0	0	0	0	0	0	0	0	0	0	0	0	0
4:00	0	0	0	0	0	0	0	0	0	0	0	0	0	0
4:15	0	0	0	0	0	0	0	0	0	0	0	0	0	0
4:30	0	0	0	0	0	0	0	0	0	0	0	0	0	0
4:45	0	0	0	0	0	0	0	0	0	0	0	0	0	0
5:00	0	0	0	0	0	0	0	0	0	0	0	0	0	0
5:15	0	0	0	0	0	0	0	0	0	0	0	0	0	0
5:30	0	0	0	0	0	0	0	0	0	0	0	0	0	0
5:45	0	0	0	0	0	0	0	0	0	0	0	0	0	0
6:00	0	1	0	1	0	0	0	0	0	0	0	0	0	2
6:15	0	0	0	0	0	0	0	0	0	0	0	0	0	0
6:30	0	0	0	0	0	0	0	0	0	0	0	0	0	0
6:45	1	0	1	0	0	0	0	0	0	0	0	0	0	2
7:00	0	1	2	0	0	0	0	0	0	0	0	0	0	3
7:15	0	0	1	0	0	0	0	0	0	0	0	0	0	1
7:30	2	2	1	1	0	0	0	0	0	0	0	0	0	6
7:45	1	2	0	2	0	0	0	0	0	0	0	0	0	5
8:00	1	2	2	1	0	0	0	0	0	0	0	0	0	6
8:15	0	0	1	1	1	0	0	0	0	0	0	0	0	3
8:30	1	3	0	0	0	0	0	0	0	0	0	0	0	4
8:45	1	0	1	1	0	0	0	0	0	0	0	0	0	3
9:00	0	1	0	1	0	0	0	0	0	0	0	0	0	2
9:15	0	0	2	0	0	0	0	0	0	0	0	0	0	2
9:30	3	2	0	0	0	0	0	0	0	0	0	0	0	5
9:45	1	0	1	0	1	0	0	0	0	0	0	0	0	3
10:00	2	0	1	2	0	1	0	0	0	0	0	0	0	6
10:15	1	0	1	0	0	0	0	0	0	0	0	0	0	2
10:30	0	1	1	0	2	0	0	0	0	0	0	0	0	4
10:45	1	2	1	1	1	0	0	0	0	0	0	0	0	6
11:00	0	0	0	1	0	0	0	0	0	0	0	0	0	1
11:15	1	1	1	0	0	0	0	0	0	0	0	0	0	3
11:30	0	0	2	1	0	0	0	0	0	0	0	0	0	3
11:45	0	1	1	0	0	0	0	0	0	0	0	0	0	2
12:00 PM	0	0	1	0	1	0	0	0	0	0	0	0	0	2
12:15	3	0	2	1	0	0	0	0	0	0	0	0	0	6
12:30	0	1	0	1	1	0	0	0	0	0	0	0	0	3
12:45	1	0	2	0	0	0	0	0	0	0	0	0	0	3
13:00	1	3	3	1	0	0	0	0	0	0	0	0	0	8
13:15	2	3	2	0	0	0	0	0	0	0	0	0	0	7
13:30	0	1	2	2	0	0	0	0	0	0	0	0	0	5
13:45	0	5	2	1	2	0	0	0	0	0	0	0	0	10
14:00	1	3	0	2	1	0	0	0	0	0	0	0	0	7
14:15	0	0	2	0	0	0	0	0	0	0	0	0	0	2
14:30	2	1	3	2	0	0	0	0	0	0	0	0	0	8
14:45	1	0	0	2	0	0	0	0	0	0	0	0	0	3
15:00	0	0	1	3	2	0	0	0	0	0	0	0	0	6
15:15	0	4	1	0	0	0	0	0	0	0	0	0	0	5
15:30	0	2	2	2	1	0	0	0	0	0	0	0	0	7
15:45	3	1	3	3	0	0	0	0	0	0	0	0	0	10
16:00	3	2	1	0	0	0	0	0	0	0	0	0	0	6
16:15	0	2	3	2	1	0	0	0	0	0	0	0	0	8
16:30	3	3	2	0	2	1	0	0	0	0	0	0	0	11
16:45	0	0	5	1	1	0	0	0	0	0	0	0	0	7
17:00	3	3	5	3	2	0	0	0	0	0	0	0	0	16
17:15	0	3	4	1	0	0	0	0	0	0	0	0	0	8
17:30	1	2	4	4	0	0	0	0	0	0	0	0	0	11
17:45	2	1	2	1	2	0	0	0	0	0	0	0	0	8
18:00	0	1	3	2	1	0	0	0	0	0	0	0	0	7
18:15	2	4	3	0	0	0	0	0	0	0	0	0	0	9
18:30	2	1	3	0	0	0	0	0	0	0	0	0	0	6
18:45	3	3	3	0	0	0	0	0	0	0	0	0	0	9
19:00	0	1	2	1	0	0	0	0	0	0	0	0	0	4
19:15	3	1	0	2	0	0	0	0	0	0	0	0	0	6
19:30	0	4	0	0	0	0	0	0	0	0	0	0	0	4
19:45	1	1	0	0	1	0	0	0	0	0	0	0	0	3
20:00	1	0	2	1	3	1	0	0	0	0	0	0	0	8
20:15	1	2	1	2	0	0	0	0	0	0	0	0	0	6
20:30	0	1	1	1	0	0	0	0	0	0	0	0	0	3
20:45	0	1	1	1	0	0	0	0	0	0	0	0	0	3
21:00	4	1	0	0	0	0	0	0	0	0	0	0	0	5
21:15	0	1	0	0	0	0	0	0	0	0	0	0	0	1
21:30	0	0	0	1	0	0	0	0	0	0	0	0	0	1
21:45	0	0	0	0	0	0	0	0	0	0	0	0	0	0
22:00	0	0	0	2	0	0	0	0	0	0	0	0	0	2
22:15	1	3	0	0	0	0	0	0	0	0	0	0	0	4
22:30	0	2	1	0	2	0	0	0	0	0	0	0	0	5
22:45	0	0	0	1	0	0	0	0	0	0	0	0	0	1
23:00	0	0	0	1	0	0	0	0	0	0	0	0	0	1
23:15	0	1	0	0	0	0	0	0	0	0	0	0	0	1
23:30	0	0	1	0	0	0	0	0	0	0	0	0	0	1
23:45	0	0	0	0	0	0	0	0	0	0	0	0	0	0
Totals	60	88	98	63	28	3								340
% of Totals	18%	26%	29%	19%	8%	1%								100%

AM Volumes	16	20	25	16	5	1	0	0	0	0	0	0	0	83
% AM	5%	6%	7%	5%	1%	0%								24%
AM Peak Hour	9:30	7:45	11:30	7:30	9:45	9:15								7:30
Volume	7	7	6	5	3	1								20
PM Volumes	44	68	73	47	23	2	0	0	0	0	0	0	0	257
% PM	13%	20%	21%	14%	7%	1%								76%
PM Peak Hour	15:45	13:00	16:45	16:45	16:15	15:45								17:00
Volume	9	12	18	9	6	1								43

Directional Peak Periods	AM 7-9			NOON 12-2			PM 4-6			Off Peak Volumes		
All Classes	Volume	⟷	%	Volume	⟷	%	Volume	⟷	%	Volume	⟷	%
	31		9%	44		13%	75		22%	190		56%

Street Name	Direction	Percentiles					
		15th	50th	Average	85th	95th	ADT
W Angeleno Ave	East Bound	13	21	21	28	33	342
W Angeleno Ave	West Bound	14	21	21	28	33	340

Prepared by National Data & Surveying Services

SPEED

W Angeleno Ave Bet. Victory Blvd & S Glenwood Pl

Day: Wednesday
Date: 1/19/2022

City: Burbank
Project #: CA22_020022_033

Summary

Time	< 15	15 - 19	20 - 24	25 - 29	30 - 34	35 - 39	40 - 44	45 - 49	50 - 54	55 - 59	60 - 64	65 - 69	70 +	Total
0:00 AM	0	0	0	0	0	0	0	0	0	0	0	0	0	0
0:15	0	0	1	1	0	0	0	0	0	0	0	0	0	2
0:30	0	1	0	0	0	0	0	0	0	0	0	0	0	1
0:45	0	2	1	0	0	1	0	0	0	0	0	0	0	4
1:00	0	0	0	0	0	0	0	0	0	0	0	0	0	0
1:15	0	0	0	1	0	0	0	0	0	0	0	0	0	1
1:30	0	0	0	0	0	0	0	0	0	0	0	0	0	0
1:45	0	0	0	0	0	0	0	0	0	0	0	0	0	0
2:00	0	0	0	0	0	0	0	0	0	0	0	0	0	0
2:15	0	1	1	0	0	0	0	0	0	0	0	0	0	2
2:30	0	0	1	0	0	0	0	0	0	0	0	0	0	1
2:45	0	0	0	0	0	0	0	0	0	0	0	0	0	0
3:00	0	0	1	0	0	0	0	0	0	0	0	0	0	1
3:15	0	0	0	0	0	0	0	0	0	0	0	0	0	0
3:30	0	0	0	1	0	0	0	0	0	0	0	0	0	1
3:45	0	0	2	0	0	0	0	0	0	0	0	0	0	2
4:00	0	0	0	0	0	0	0	0	0	0	0	0	0	0
4:15	0	0	0	0	0	0	0	0	0	0	0	0	0	0
4:30	0	0	0	0	0	0	0	0	0	0	0	0	0	0
4:45	0	0	0	0	0	0	0	0	0	0	0	0	0	0
5:00	0	0	0	0	0	0	0	0	0	0	0	0	0	0
5:15	1	0	0	1	1	0	0	0	0	0	0	0	0	3
5:30	0	0	0	0	0	0	0	0	0	0	0	0	0	0
5:45	0	0	2	0	1	1	0	0	0	0	0	0	0	4
6:00	0	2	2	1	1	0	0	0	0	0	0	0	0	6
6:15	0	0	1	0	1	0	0	0	0	0	0	0	0	2
6:30	0	0	0	0	0	0	0	0	0	0	0	0	0	0
6:45	1	0	3	1	0	0	0	0	0	0	0	0	0	5
7:00	0	2	6	0	0	0	0	0	0	0	0	0	0	8
7:15	2	1	2	1	0	0	0	0	0	0	0	0	0	6
7:30	3	4	2	1	3	0	0	0	0	0	0	0	0	13
7:45	2	4	9	4	0	0	0	0	0	0	0	0	0	19
8:00	3	6	3	1	0	1	0	0	0	0	0	0	0	14
8:15	1	1	2	1	1	0	0	0	0	0	0	0	0	6
8:30	2	3	1	0	0	0	0	0	0	0	0	0	0	6
8:45	2	0	3	3	0	0	0	0	0	0	0	0	0	8
9:00	1	1	0	2	3	0	0	0	0	0	0	0	0	7
9:15	1	1	2	2	0	0	0	0	0	0	0	0	0	6
9:30	3	4	2	1	1	0	0	0	0	0	0	0	0	11
9:45	2	1	1	0	2	1	0	0	0	0	0	0	0	7
10:00	2	2	1	2	0	1	0	0	0	0	0	0	0	8
10:15	1	0	2	1	0	0	0	0	0	0	0	0	0	4
10:30	0	2	1	0	4	1	0	0	0	0	0	0	0	8
10:45	1	3	3	2	1	0	0	0	0	0	0	0	0	10
11:00	0	2	3	1	0	0	0	0	0	0	0	0	0	6
11:15	1	3	4	2	0	0	0	0	0	0	0	0	0	10
11:30	3	2	3	2	1	0	0	0	0	0	0	0	0	11
11:45	0	3	2	0	0	0	0	0	0	0	0	0	0	5
12:00 PM	1	2	2	1	3	0	0	0	0	0	0	0	0	9
12:15	5	2	7	2	0	0	0	0	0	0	0	0	0	16
12:30	1	2	1	1	1	0	0	0	0	0	0	0	0	6
12:45	3	1	6	0	2	0	0	0	0	0	0	0	0	12
13:00	3	4	3	1	0	0	0	0	0	0	0	0	0	11
13:15	3	5	6	1	0	0	0	0	0	0	0	0	0	15
13:30	0	1	3	3	0	0	0	0	0	0	0	0	0	7
13:45	1	9	4	3	2	0	0	0	0	0	0	0	0	19
14:00	3	5	0	2	1	0	0	0	0	0	0	0	0	11
14:15	2	1	3	1	1	0	0	0	0	0	0	0	0	8
14:30	3	2	3	2	1	0	0	0	0	0	0	0	0	11
14:45	1	0	4	3	0	0	0	0	0	0	0	0	0	8
15:00	0	2	1	3	2	0	0	0	0	0	0	0	0	8
15:15	0	9	4	1	0	0	0	0	0	0	0	0	0	14
15:30	0	3	4	3	2	0	0	0	0	0	0	0	0	12
15:45	6	1	5	4	0	0	0	0	0	0	0	0	0	16
16:00	5	6	2	1	0	0	0	0	0	0	0	0	0	14
16:15	0	3	7	4	2	0	0	0	0	0	0	0	0	16
16:30	3	5	6	0	2	1	0	0	0	0	0	0	0	17
16:45	1	1	7	3	2	0	0	0	0	0	0	0	0	14
17:00	3	5	6	4	2	0	0	0	0	0	0	0	0	20
17:15	1	4	6	2	0	0	0	0	0	0	0	0	0	13
17:30	3	2	6	5	0	0	0	0	0	0	0	0	0	16
17:45	2	4	2	1	2	0	0	0	0	0	0	0	0	11
18:00	1	4	6	4	1	0	0	0	0	0	0	0	0	16
18:15	6	6	3	1	1	0	0	0	0	0	0	0	0	17
18:30	5	1	8	0	1	0	0	0	0	0	0	0	0	15
18:45	6	5	5	2	1	0	0	0	0	0	0	0	0	19
19:00	1	3	2	1	0	0	0	0	0	0	0	0	0	7
19:15	5	2	1	2	0	0	0	0	0	0	0	0	0	10
19:30	4	4	1	0	0	0	0	0	0	0	0	0	0	9
19:45	4	1	0	0	1	0	0	0	0	0	0	0	0	6
20:00	1	1	2	2	3	1	0	0	0	0	0	0	0	10
20:15	2	2	1	2	1	0	0	0	0	0	0	0	0	8
20:30	0	1	1	1	0	0	0	0	0	0	0	0	0	3
20:45	0	3	2	1	0	0	0	0	0	0	0	0	0	6
21:00	4	4	2	0	0	0	0	0	0	0	0	0	0	10
21:15	0	2	0	0	0	0	0	0	0	0	0	0	0	2
21:30	0	0	0	1	0	0	0	0	0	0	0	0	0	1
21:45	1	0	0	1	0	0	0	0	0	0	0	0	0	2
22:00	1	1	1	2	0	0	0	0	0	0	0	0	0	5
22:15	1	4	3	1	1	0	0	0	0	0	0	0	0	10
22:30	0	2	1	0	2	0	0	0	0	0	0	0	0	5
22:45	0	0	2	1	0	0	0	0	0	0	0	0	0	3
23:00	0	1	0	1	0	0	0	0	0	0	0	0	0	2
23:15	0	1	2	0	0	0	0	0	0	0	0	0	0	3
23:30	0	0	1	0	0	0	0	0	0	0	0	0	0	1
23:45	0	0	0	0	0	0	0	0	0	0	0	0	0	0
Totals	124	178	209	106	57	8								682
% of Totals	18%	26%	31%	16%	8%	1%								100%

AM Volumes	32	51	67	32	20	6	0	0	0	0	0	0	0	208
% AM	5%	7%	10%	5%	3%	1%								30%
AM Peak Hour	7:15	7:15	7:00	8:45	9:00	9:45								7:15
Volume	10	15	19	8	6	3								52
PM Volumes	92	127	142	74	37	2	0	0	0	0	0	0	0	474
% PM	13%	19%	21%	11%	5%	0%								70%
PM Peak Hour	18:00	13:15	16:15	16:45	16:15	15:45								16:15
Volume	18	20	26	14	8	1								67

Directional Peak Periods	AM 7-9			NOON 12-2			PM 4-6			Off Peak Volumes		
All Classes	Volume	↔	%	Volume	↔	%	Volume	↔	%	Volume	↔	%
	80	↔	12%	95	↔	14%	121	↔	18%	386	↔	57%

Street Name	Direction	Percentiles					
		15th	50th	Average	85th	95th	ADT
W Angeleno Ave	Summary	13	21	21	28	33	682

Prepared by National Data & Surveying Services

SPEED

W Angeleno Ave Bet. Victory Blvd & S Glenwood Pl

Day: Wednesday
Date: 1/19/2022

City: Burbank
Project #: CA22_020022_033e

East Bound

Time	< 15	15 - 19	20 - 24	25 - 29	30 - 34	35 - 39	40 - 44	45 - 49	50 - 54	55 - 59	60 - 64	65 - 69	70 +	Total
0:00 AM	0	2	0	0	0	1	0	0	0	0	0	0	0	3
1:00	0	0	0	0	0	0	0	0	0	0	0	0	0	0
2:00	0	1	0	0	0	0	0	0	0	0	0	0	0	1
3:00	0	0	2	0	0	0	0	0	0	0	0	0	0	2
4:00	0	0	0	0	0	0	0	0	0	0	0	0	0	0
5:00	1	0	2	1	2	1	0	0	0	0	0	0	0	7
6:00	0	1	5	1	2	0	0	0	0	0	0	0	0	9
7:00	4	6	15	3	3	0	0	0	0	0	0	0	0	31
8:00	5	5	5	2	0	1	0	0	0	0	0	0	0	18
9:00	3	4	2	4	5	1	0	0	0	0	0	0	0	19
10:00	0	4	3	2	2	1	0	0	0	0	0	0	0	12
11:00	3	8	8	3	1	0	0	0	0	0	0	0	0	23
12:00 PM	6	6	11	2	4	0	0	0	0	0	0	0	0	29
13:00	4	7	7	4	0	0	0	0	0	0	0	0	0	22
14:00	5	4	5	2	2	0	0	0	0	0	0	0	0	18
15:00	3	8	7	3	1	0	0	0	0	0	0	0	0	22
16:00	3	8	11	5	2	0	0	0	0	0	0	0	0	29
17:00	3	6	5	3	0	0	0	0	0	0	0	0	0	17
18:00	11	7	10	5	3	0	0	0	0	0	0	0	0	36
19:00	10	3	2	0	0	0	0	0	0	0	0	0	0	15
20:00	1	3	1	1	1	0	0	0	0	0	0	0	0	7
21:00	1	4	2	1	0	0	0	0	0	0	0	0	0	8
22:00	1	2	6	1	1	0	0	0	0	0	0	0	0	11
23:00	0	1	2	0	0	0	0	0	0	0	0	0	0	3
Totals	64	90	111	43	29	5								342
% of Totals	19%	26%	32%	13%	8%	1%								100%

AM Volumes	16	31	42	16	15	5	0	0	0	0	0	0	0	125
% AM	5%	9%	12%	5%	4%	1%								37%
AM Peak Hour	8:00	11:00	7:00	9:00	9:00									7:00
Volume	5	8	15	4	5	1								31
PM Volumes	48	59	69	27	14	0	0	0	0	0	0	0	0	217
% PM	14%	17%	20%	8%	4%									63%
PM Peak Hour	18:00	15:00	12:00	16:00	12:00									18:00
Volume	11	8	11	5	4									36

Directional Peak Periods	AM 7-9			NOON 12-2			PM 4-6			Off Peak Volumes		
All Speeds	Volume		%	Volume		%	Volume		%	Volume		%
	49	↔	14%	51	↔	15%	46	↔	13%	196	↔	57%

Street Name	Direction	Percentiles					
		15th	50th	Average	85th	95th	ADT
W Angeleno Ave	East Bound	13	21	21	28	33	342
W Angeleno Ave	West Bound	14	21	21	28	33	340

Prepared by National Data & Surveying Services

SPEED

W Angeleno Ave Bet. Victory Blvd & S Glenwood Pl

Day: Wednesday
Date: 1/19/2022

City: Burbank
Project #: CA22_020022_033w

West Bound

Time	< 15	15 - 19	20 - 24	25 - 29	30 - 34	35 - 39	40 - 44	45 - 49	50 - 54	55 - 59	60 - 64	65 - 69	70 +	Total
0:00 AM	0	1	2	1	0	0	0	0	0	0	0	0	0	4
1:00	0	0	0	1	0	0	0	0	0	0	0	0	0	1
2:00	0	0	2	0	0	0	0	0	0	0	0	0	0	2
3:00	0	0	1	1	0	0	0	0	0	0	0	0	0	2
4:00	0	0	0	0	0	0	0	0	0	0	0	0	0	0
5:00	0	0	0	0	0	0	0	0	0	0	0	0	0	0
6:00	1	1	1	1	0	0	0	0	0	0	0	0	0	4
7:00	3	5	4	3	0	0	0	0	0	0	0	0	0	15
8:00	3	5	4	3	1	0	0	0	0	0	0	0	0	16
9:00	4	3	3	1	1	0	0	0	0	0	0	0	0	12
10:00	4	3	4	3	3	1	0	0	0	0	0	0	0	18
11:00	1	2	4	2	0	0	0	0	0	0	0	0	0	9
12:00 PM	4	1	5	2	2	0	0	0	0	0	0	0	0	14
13:00	3	12	9	4	2	0	0	0	0	0	0	0	0	30
14:00	4	4	5	6	1	0	0	0	0	0	0	0	0	20
15:00	3	7	7	8	3	0	0	0	0	0	0	0	0	28
16:00	6	7	11	3	4	1	0	0	0	0	0	0	0	32
17:00	6	9	15	9	4	0	0	0	0	0	0	0	0	43
18:00	7	9	12	2	1	0	0	0	0	0	0	0	0	31
19:00	4	7	2	3	1	0	0	0	0	0	0	0	0	17
20:00	2	4	5	5	3	1	0	0	0	0	0	0	0	20
21:00	4	2	0	1	0	0	0	0	0	0	0	0	0	7
22:00	1	5	1	3	2	0	0	0	0	0	0	0	0	12
23:00	0	1	1	1	0	0	0	0	0	0	0	0	0	3
Totals	60	88	98	63	28	3								340
% of Totals	18%	26%	29%	19%	8%	1%								100%

AM Volumes	16	20	25	16	5	1	0	0	0	0	0	0	0	83
% AM	5%	6%	7%	5%	1%	0%								24%
AM Peak Hour	9:00	7:00	7:00	7:00	10:00	10:00								10:00
Volume	4	5	4	3	3	1								18
PM Volumes	44	68	73	47	23	2	0	0	0	0	0	0	0	257
% PM	13%	20%	21%	14%	7%	1%								76%
PM Peak Hour	18:00	13:00	17:00	17:00	16:00	16:00								17:00
Volume	7	12	15	9	4	1								43

Directional Peak Periods	AM 7-9			NOON 12-2			PM 4-6			Off Peak Volumes		
All Speeds	Volume		%	Volume		%	Volume		%	Volume		%
	31	↔	9%	44	↔	13%	75	↔	22%	190	↔	56%

Street Name	Direction	Percentiles					
		15th	50th	Average	85th	95th	ADT
W Angeleno Ave	East Bound	13	21	21	28	33	342
W Angeleno Ave	West Bound	14	21	21	28	33	340

Prepared by National Data & Surveying Services

SPEED

W Angeleno Ave Bet. Victory Blvd & S Glenwood Pl

Day: Wednesday
Date: 1/19/2022

City: Burbank
Project #: CA22_020022_033

Summary

Time	< 15	15 - 19	20 - 24	25 - 29	30 - 34	35 - 39	40 - 44	45 - 49	50 - 54	55 - 59	60 - 64	65 - 69	70 +	Total
0:00 AM	0	3	2	1	0	1	0	0	0	0	0	0	0	7
1:00	0	0	0	1	0	0	0	0	0	0	0	0	0	1
2:00	0	1	2	0	0	0	0	0	0	0	0	0	0	3
3:00	0	0	3	1	0	0	0	0	0	0	0	0	0	4
4:00	0	0	0	0	0	0	0	0	0	0	0	0	0	0
5:00	1	0	2	1	2	1	0	0	0	0	0	0	0	7
6:00	1	2	6	2	2	0	0	0	0	0	0	0	0	13
7:00	7	11	19	6	3	0	0	0	0	0	0	0	0	46
8:00	8	10	9	5	1	1	0	0	0	0	0	0	0	34
9:00	7	7	5	5	6	1	0	0	0	0	0	0	0	31
10:00	4	7	7	5	5	2	0	0	0	0	0	0	0	30
11:00	4	10	12	5	1	0	0	0	0	0	0	0	0	32
12:00 PM	10	7	16	4	6	0	0	0	0	0	0	0	0	43
13:00	7	19	16	8	2	0	0	0	0	0	0	0	0	52
14:00	9	8	10	8	3	0	0	0	0	0	0	0	0	38
15:00	6	15	14	11	4	0	0	0	0	0	0	0	0	50
16:00	9	15	22	8	6	1	0	0	0	0	0	0	0	61
17:00	9	15	20	12	4	0	0	0	0	0	0	0	0	60
18:00	18	16	22	7	4	0	0	0	0	0	0	0	0	67
19:00	14	10	4	3	1	0	0	0	0	0	0	0	0	32
20:00	3	7	6	6	4	1	0	0	0	0	0	0	0	27
21:00	5	6	2	2	0	0	0	0	0	0	0	0	0	15
22:00	2	7	7	4	3	0	0	0	0	0	0	0	0	23
23:00	0	2	3	1	0	0	0	0	0	0	0	0	0	6
Totals	124	178	209	106	57	8								682
% of Totals	18%	26%	31%	16%	8%	1%								100%

AM Volumes	32	51	67	32	20	6	0	0	0	0	0	0	0	208
% AM	5%	7%	10%	5%	3%	1%								30%
AM Peak Hour	8:00	7:00	7:00	7:00	9:00	10:00								7:00
Volume	8	11	19	6	6	2								46
PM Volumes	92	127	142	74	37	2	0	0	0	0	0	0	0	474
% PM	13%	19%	21%	11%	5%	0%								70%
PM Peak Hour	18:00	13:00	16:00	17:00	12:00	16:00								18:00
Volume	18	19	22	12	6	1								67

Directional Peak Periods	AM 7-9			NOON 12-2			PM 4-6			Off Peak Volumes		
All Speeds	Volume		%	Volume		%	Volume		%	Volume		%
	80	↔	12%	95	↔	14%	121	↔	18%	386	↔	57%

Street Name	Direction	Percentiles					
		15th	50th	Average	85th	95th	ADT
W Angeleno Ave	Summary	13	21	21	28	33	682

Prepared by NDS/ATD

Prepared by National Data & Surveying Services

VOLUME

W Angeleno Ave Bet. Victory Blvd & S Glenwood Pl

Day: Wednesday
Date: 1/19/2022

City: Burbank
Project #: CA22_020022_033

DAILY TOTALS	NB	SB	EB	WB	Total
	0	0	342	340	682

AM Period	NB	SB	EB		WB		TOTAL		PM Period	NB	SB	EB		WB		TOTAL	
0:00	0	0	0		0				12:00	0	0	7		2		9	
0:15	0	0	0		2		2		12:15	0	0	10		6		16	
0:30	0	0	0		1		1		12:30	0	0	3		3		6	
0:45	0	0	3	3	1	4	4	7	12:45	0	0	9	29	3	14	12	43
1:00	0	0	0		0				13:00	0	0	3		8		11	
1:15	0	0	0		1		1		13:15	0	0	8		7		15	
1:30	0	0	0		0				13:30	0	0	2		5		7	
1:45	0	0	0		0	1		1	13:45	0	0	9	22	10	30	19	52
2:00	0	0	0		0				14:00	0	0	4		7		11	
2:15	0	0	1		1		2		14:15	0	0	6		2		8	
2:30	0	0	0		1		1		14:30	0	0	3		8		11	
2:45	0	0	0	1	0	2		3	14:45	0	0	5	18	3	20	8	38
3:00	0	0	0		1		1		15:00	0	0	2		6		8	
3:15	0	0	0		0				15:15	0	0	9		5		14	
3:30	0	0	0		1		1		15:30	0	0	5		7		12	
3:45	0	0	2	2	0	2	2	4	15:45	0	0	6	22	10	28	16	50
4:00	0	0	0		0				16:00	0	0	8		6		14	
4:15	0	0	0		0				16:15	0	0	8		8		16	
4:30	0	0	0		0				16:30	0	0	6		11		17	
4:45	0	0	0		0				16:45	0	0	7	29	7	32	14	61
5:00	0	0	0		0				17:00	0	0	4		16		20	
5:15	0	0	3		0		3		17:15	0	0	5		8		13	
5:30	0	0	0		0				17:30	0	0	5		11		16	
5:45	0	0	4	7	0		4	7	17:45	0	0	3	17	8	43	11	60
6:00	0	0	4		2		6		18:00	0	0	9		7		16	
6:15	0	0	2		0		2		18:15	0	0	8		9		17	
6:30	0	0	0		0				18:30	0	0	9		6		15	
6:45	0	0	3	9	2	4	5	13	18:45	0	0	10	36	9	31	19	67
7:00	0	0	5		3		8		19:00	0	0	3		4		7	
7:15	0	0	5		1		6		19:15	0	0	4		6		10	
7:30	0	0	7		6		13		19:30	0	0	5		4		9	
7:45	0	0	14	31	5	15	19	46	19:45	0	0	3	15	3	17	6	32
8:00	0	0	8		6		14		20:00	0	0	2		8		10	
8:15	0	0	3		3		6		20:15	0	0	2		6		8	
8:30	0	0	2		4		6		20:30	0	0	0		3		3	
8:45	0	0	5	18	3	16	8	34	20:45	0	0	3	7	3	20	6	27
9:00	0	0	5		2		7		21:00	0	0	5		5		10	
9:15	0	0	4		2		6		21:15	0	0	1		1		2	
9:30	0	0	6		5		11		21:30	0	0	0		1		1	
9:45	0	0	4	19	3	12	7	31	21:45	0	0	2	8	0	7	2	15
10:00	0	0	2		6		8		22:00	0	0	3		2		5	
10:15	0	0	2		2		4		22:15	0	0	6		4		10	
10:30	0	0	4		4		8		22:30	0	0	0		5		5	
10:45	0	0	4	12	6	18	10	30	22:45	0	0	2	11	1	12	3	23
11:00	0	0	5		1		6		23:00	0	0	1		1		2	
11:15	0	0	7		3		10		23:15	0	0	2		1		3	
11:30	0	0	8		3		11		23:30	0	0	0		1		1	
11:45	0	0	3	23	2	9	5	32	23:45	0	0	0	3	0	3		6
TOTALS				125		83		208	TOTALS				217		257		474
SPLIT %				60.1%		39.9%		30.5%	SPLIT %				45.8%		54.2%		69.5%

DAILY TOTALS	NB	SB	EB	WB	Total
	0	0	342	340	682

AM Peak Hour			7:15	7:30	7:15	PM Peak Hour			18:00	17:00	16:15
AM Pk Volume			34	20	52	PM Pk Volume			36	43	67
Pk Hr Factor			0.607	0.833	0.684	Pk Hr Factor			0.900	0.672	0.838
7 - 9 Volume	0	0	49	31	80	4 - 6 Volume	0	0	46	75	121
7 - 9 Peak Hour			7:15	7:30	7:15	4 - 6 Peak Hour			16:00	17:00	16:15
7 - 9 Pk Volume	0	0	34	20	52	4 - 6 Pk Volume	0	0	29	43	67
Pk Hr Factor	0.000	0.000	0.607	0.833	0.684	Pk Hr Factor	0.000	0.000	0.906	0.672	0.838

Prepared by NDS/ATD

Project #: CA22_020022_033 **City:** Burbank

Location: W Angeleno Ave Bet. Victory Blvd & S **Date:** 1/19/2022

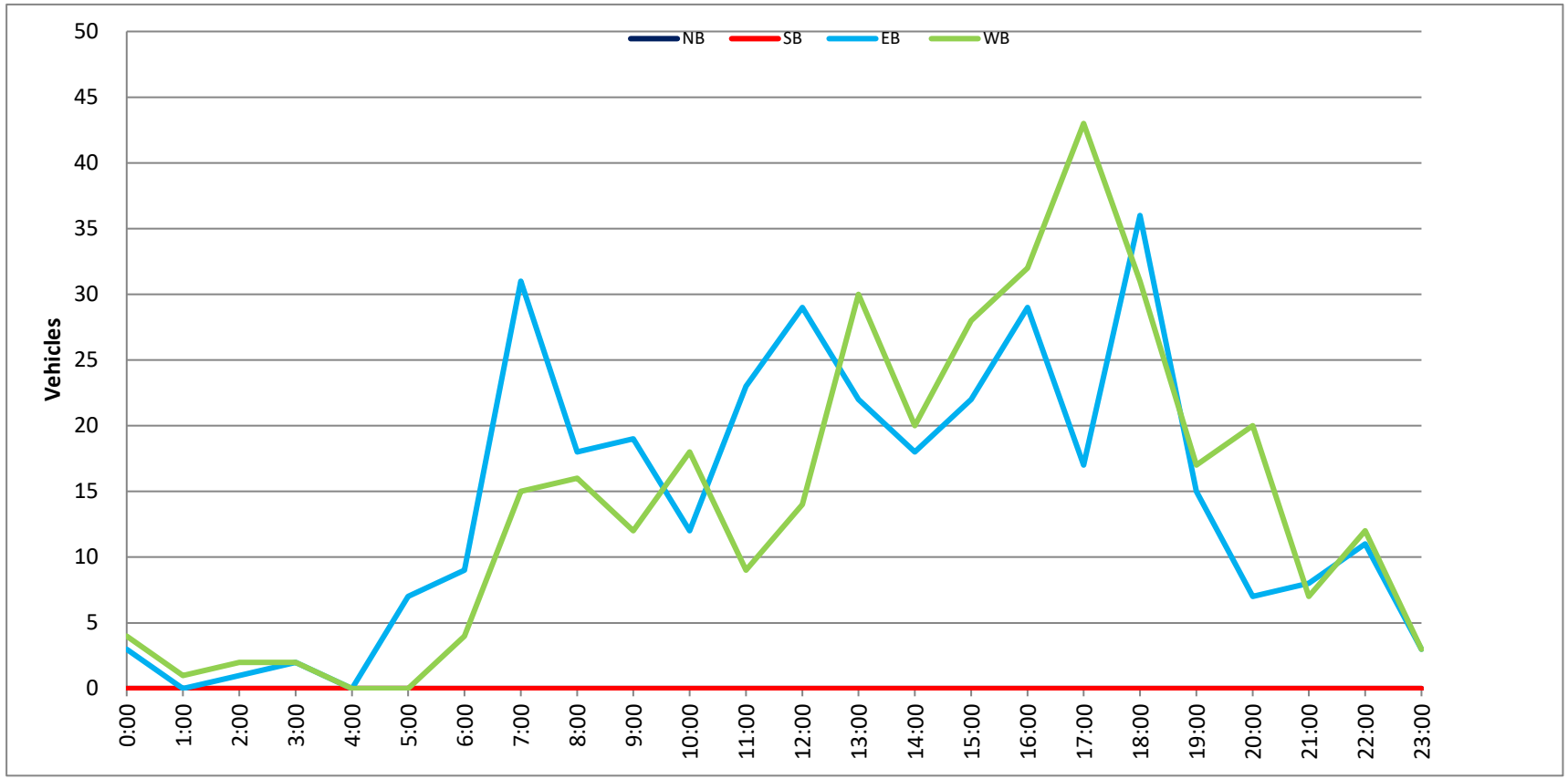

Prepared by National Data & Surveying Services

SPEED

W Angeleno Ave Bet. Victory Blvd & S Glenwood Pl

Day: Thursday
Date: 1/20/2022

City: Burbank
Project #: CA22_020022_033e

East Bound

Time	< 15	15 - 19	20 - 24	25 - 29	30 - 34	35 - 39	40 - 44	45 - 49	50 - 54	55 - 59	60 - 64	65 - 69	70 +	Total
0:00 AM	0	0	1	0	0	0	0	0	0	0	0	0	0	1
0:15	0	0	0	0	0	0	0	0	0	0	0	0	0	0
0:30	0	0	0	0	1	0	0	0	0	0	0	0	0	1
0:45	0	1	0	0	0	0	0	0	0	0	0	0	0	1
1:00	0	0	0	0	0	0	0	0	0	0	0	0	0	0
1:15	0	0	0	0	0	0	0	0	0	0	0	0	0	0
1:30	0	0	0	0	0	0	0	0	0	0	0	0	0	0
1:45	0	0	0	0	0	0	0	0	0	0	0	0	0	0
2:00	0	0	0	0	1	0	0	0	0	0	0	0	0	1
2:15	0	0	0	0	0	0	0	0	0	0	0	0	0	0
2:30	0	0	0	0	0	0	0	0	0	0	0	0	0	0
2:45	0	0	0	0	0	0	0	0	0	0	0	0	0	0
3:00	0	0	0	0	0	0	0	0	0	0	0	0	0	0
3:15	0	0	0	0	0	0	0	0	0	0	0	0	0	0
3:30	0	0	0	0	0	0	0	0	0	0	0	0	0	0
3:45	0	0	1	0	0	0	0	0	0	0	0	0	0	1
4:00	0	0	0	0	0	0	0	0	0	0	0	0	0	0
4:15	0	0	0	0	0	0	0	0	0	0	0	0	0	0
4:30	0	0	0	0	0	0	0	0	0	0	0	0	0	0
4:45	0	0	0	0	0	0	0	0	0	0	0	0	0	0
5:00	0	0	0	0	0	0	0	0	0	0	0	0	0	0
5:15	0	1	1	0	0	0	0	0	0	0	0	0	0	2
5:30	0	1	0	1	0	0	0	0	0	0	0	0	0	2
5:45	0	0	1	1	0	0	0	0	0	0	0	0	0	2
6:00	0	0	1	2	1	0	0	0	0	0	0	0	0	4
6:15	0	0	1	2	0	0	0	0	0	0	0	0	0	3
6:30	0	1	0	1	1	0	0	0	0	0	0	0	0	3
6:45	0	1	0	1	0	0	0	0	0	0	0	0	0	2
7:00	0	0	1	0	0	0	0	0	0	0	0	0	0	1
7:15	1	2	2	0	0	0	0	0	0	0	0	0	0	5
7:30	1	2	3	1	0	0	0	0	0	0	0	0	0	7
7:45	1	2	5	2	0	0	0	0	0	0	0	0	0	10
8:00	1	3	5	1	0	1	0	0	0	0	0	0	0	11
8:15	0	3	1	0	0	0	0	0	0	0	0	0	0	4
8:30	0	1	1	1	1	0	0	0	0	0	0	0	0	4
8:45	1	0	3	3	0	0	1	0	0	0	0	0	0	8
9:00	1	0	2	1	1	0	0	0	0	0	0	0	0	5
9:15	0	1	1	3	1	0	0	0	0	0	0	0	0	6
9:30	0	2	2	1	1	0	0	0	0	0	0	0	0	6
9:45	0	0	2	1	0	0	0	0	0	0	0	0	0	3
10:00	0	0	3	0	0	0	0	0	0	0	0	0	0	3
10:15	1	0	1	0	0	0	0	0	0	0	0	0	0	2
10:30	0	0	1	0	1	0	0	0	0	0	0	0	0	2
10:45	0	2	1	2	0	0	0	0	0	0	0	0	0	5
11:00	0	3	2	0	1	0	0	0	0	0	0	0	0	6
11:15	0	1	2	1	1	0	0	0	0	0	0	0	0	5
11:30	1	4	0	1	0	0	0	0	0	0	0	0	0	6
11:45	0	3	2	1	0	0	0	0	0	0	0	0	0	6
12:00 PM	1	1	1	1	0	0	0	0	0	0	0	0	0	4
12:15	0	1	2	0	0	0	0	0	0	0	0	0	0	3
12:30	0	0	0	0	0	0	0	0	0	0	0	0	0	0
12:45	1	0	1	0	0	1	0	0	0	0	0	0	0	3
13:00	1	0	3	1	0	0	0	0	0	0	0	0	0	5
13:15	0	2	3	0	0	0	0	0	0	0	0	0	0	5
13:30	2	0	2	3	0	0	1	0	0	0	0	0	0	8
13:45	1	2	1	1	2	0	0	0	0	0	0	0	0	7
14:00	1	1	1	1	0	0	0	0	0	0	0	0	0	4
14:15	1	3	0	0	0	0	0	0	0	0	0	0	0	4
14:30	0	0	3	1	0	0	0	0	0	0	0	0	0	4
14:45	1	3	0	0	0	1	0	0	0	0	0	0	0	5
15:00	2	1	0	2	1	0	0	0	0	0	0	0	0	6
15:15	1	4	2	1	0	0	1	0	0	0	0	0	0	9
15:30	1	2	3	1	0	0	0	0	0	0	0	0	0	7
15:45	2	2	2	2	0	0	0	0	0	0	0	0	0	8
16:00	0	1	0	0	0	0	0	0	0	0	0	0	0	1
16:15	0	1	0	2	0	0	0	0	0	0	0	0	0	3
16:30	1	1	2	1	1	0	0	0	0	0	0	0	0	6
16:45	0	1	2	1	0	0	0	0	0	0	0	0	0	4
17:00	2	2	4	0	0	0	0	0	0	0	0	0	0	8
17:15	0	2	0	2	1	0	0	0	0	0	0	0	0	5
17:30	0	0	4	0	1	0	0	0	0	0	0	0	0	5
17:45	2	1	1	1	0	0	0	0	0	0	0	0	0	5
18:00	1	2	2	1	1	1	0	0	0	0	0	0	0	8
18:15	1	0	1	0	1	0	0	0	0	0	0	0	0	3
18:30	0	0	0	1	1	0	0	0	0	0	0	0	0	2
18:45	0	1	5	3	1	0	0	0	0	0	0	0	0	10
19:00	2	2	3	1	0	0	0	0	0	0	0	0	0	8
19:15	2	0	0	2	0	0	0	0	0	0	0	0	0	4
19:30	2	3	3	1	0	0	0	0	0	0	0	0	0	9
19:45	1	1	1	1	0	0	0	0	0	0	0	0	0	4
20:00	0	2	2	1	1	0	0	0	0	0	0	0	0	6
20:15	0	2	1	0	0	0	0	0	0	0	0	0	0	3
20:30	1	1	0	0	0	0	0	0	0	0	0	0	0	2
20:45	1	0	1	0	0	0	0	0	0	0	0	0	0	2
21:00	1	1	0	0	2	0	0	0	0	0	0	0	0	4
21:15	0	0	1	0	0	0	0	0	0	0	0	0	0	1
21:30	1	1	3	0	0	0	0	0	0	0	0	0	0	5
21:45	0	0	2	0	0	0	0	0	0	0	0	0	0	2
22:00	1	0	0	3	0	0	0	0	0	0	0	0	0	4
22:15	0	1	0	0	0	0	0	0	0	0	0	0	0	1
22:30	1	1	1	0	0	0	0	0	0	0	0	0	0	3
22:45	0	1	1	0	0	0	0	0	0	0	0	0	0	2
23:00	1	1	0	0	0	0	0	0	0	0	0	0	0	2
23:15	0	0	1	0	0	0	0	0	0	0	0	0	0	1
23:30	0	0	0	0	0	0	0	0	0	0	0	0	0	0
23:45	0	1	0	0	0	0	0	0	0	0	0	0	0	1
Totals	44	86	111	62	24	4	3							334
% of Totals	13%	26%	33%	19%	7%	1%	1%							100%

AM Volumes	8	34	46	27	11	1	1	0	0	0	0	0	0	128
% AM	2%	10%	14%	8%	3%	0%	0%							38%
AM Peak Hour	7:15	11:00	7:15	8:30	8:30	7:15	8:00							7:15
Volume	4	11	15	8	3	1	1							33
PM Volumes	36	52	65	35	13	3	2	0	0	0	0	0	0	206
% PM	11%	16%	19%	10%	4%	1%	1%							62%
PM Peak Hour	19:00	14:45	18:45	18:30	18:00	12:00	12:45							18:45
Volume	7	10	11	7	4	1	1							31

Directional Peak Periods	AM 7-9			NOON 12-2			PM 4-6			Off Peak Volumes		
All Classes	Volume	⟷	%	Volume	⟷	%	Volume	⟷	%	Volume	⟷	%
	50		15%	35		10%	37		11%	212		63%

Street Name	Direction	Percentiles					
		15th	50th	Average	85th	95th	ADT
W Angeleno Ave	East Bound	15	22	22	28	33	334
W Angeleno Ave	West Bound	15	22	21	28	32	365

Prepared by National Data & Surveying Services

SPEED

W Angeleno Ave Bet. Victory Blvd & S Glenwood Pl

Day: Thursday
Date: 1/20/2022

City: Burbank
Project #: CA22_020022_033w

West Bound

Time	< 15	15 - 19	20 - 24	25 - 29	30 - 34	35 - 39	40 - 44	45 - 49	50 - 54	55 - 59	60 - 64	65 - 69	70 +	Total
0:00 AM	0	0	0	0	0	0	0	0	0	0	0	0	0	0
0:15	0	0	0	0	0	0	0	0	0	0	0	0	0	0
0:30	0	0	1	0	0	0	0	0	0	0	0	0	0	1
0:45	0	0	0	0	0	0	0	0	0	0	0	0	0	0
1:00	0	0	0	0	0	0	0	0	0	0	0	0	0	0
1:15	0	0	0	1	0	0	0	0	0	0	0	0	0	1
1:30	0	0	0	0	0	0	0	0	0	0	0	0	0	0
1:45	0	0	0	0	0	0	0	0	0	0	0	0	0	0
2:00	0	0	0	0	0	0	0	0	0	0	0	0	0	0
2:15	0	1	0	0	0	0	0	0	0	0	0	0	0	1
2:30	0	0	0	1	0	0	0	0	0	0	0	0	0	1
2:45	0	0	0	0	0	0	0	0	0	0	0	0	0	0
3:00	0	0	0	0	0	0	0	0	0	0	0	0	0	0
3:15	0	0	0	0	0	0	0	0	0	0	0	0	0	0
3:30	0	0	0	0	0	0	0	0	0	0	0	0	0	0
3:45	0	0	0	0	0	0	0	0	0	0	0	0	0	0
4:00	0	0	0	0	0	0	0	0	0	0	0	0	0	0
4:15	0	0	0	0	0	0	0	0	0	0	0	0	0	0
4:30	0	0	0	0	0	0	0	0	0	0	0	0	0	0
4:45	0	0	0	0	0	0	0	0	0	0	0	0	0	0
5:00	0	1	1	0	0	0	0	0	0	0	0	0	0	2
5:15	0	0	0	0	0	0	0	0	0	0	0	0	0	0
5:30	0	0	0	0	0	0	0	0	0	0	0	0	0	0
5:45	0	0	0	0	0	0	0	0	0	0	0	0	0	0
6:00	0	0	0	0	0	0	0	0	0	0	0	0	0	0
6:15	0	0	0	0	0	0	0	0	0	0	0	0	0	0
6:30	0	0	0	0	0	0	0	0	0	0	0	0	0	0
6:45	1	0	0	0	0	0	0	0	0	0	0	0	0	1
7:00	0	1	2	0	1	0	0	0	0	0	0	0	0	4
7:15	0	1	0	0	1	0	0	0	0	0	0	0	0	2
7:30	1	2	1	0	0	0	0	0	0	0	0	0	0	4
7:45	1	1	4	1	1	0	0	0	0	0	0	0	0	8
8:00	0	2	3	1	0	0	0	0	0	0	0	0	0	6
8:15	1	0	1	1	1	0	0	0	0	0	0	0	0	4
8:30	0	0	0	1	0	0	0	0	0	0	0	0	0	1
8:45	0	0	2	0	2	0	0	0	0	0	0	0	0	4
9:00	1	0	1	0	1	0	0	0	0	0	0	0	0	3
9:15	0	0	1	1	0	0	0	0	0	0	0	0	0	2
9:30	0	0	0	1	0	0	0	0	0	0	0	0	0	1
9:45	0	0	1	2	0	0	0	0	0	0	0	0	0	3
10:00	1	2	0	1	0	0	0	0	0	0	0	0	0	4
10:15	1	0	2	2	1	0	0	0	0	0	0	0	0	6
10:30	0	0	0	1	0	0	0	0	0	0	0	0	0	1
10:45	0	2	1	0	0	0	0	0	0	0	0	0	0	3
11:00	0	1	4	0	1	0	0	0	0	0	0	0	0	6
11:15	1	0	1	1	0	0	0	0	0	0	0	0	0	3
11:30	0	1	1	0	0	0	0	0	0	0	0	0	0	2
11:45	0	2	0	2	0	0	0	0	0	0	0	0	0	4
12:00 PM	1	1	2	0	2	0	0	0	0	0	0	0	0	6
12:15	2	0	7	1	0	0	0	0	0	0	0	0	0	10
12:30	3	1	2	0	0	0	0	0	0	0	0	0	0	6
12:45	1	0	0	1	0	0	0	0	0	0	0	0	0	2
13:00	1	1	2	0	0	0	0	0	0	0	0	0	0	4
13:15	1	1	4	0	0	0	0	0	0	0	0	0	0	6
13:30	0	0	12	0	2	0	0	0	0	0	0	0	0	14
13:45	4	1	0	2	0	0	0	0	0	0	0	0	0	7
14:00	1	2	2	1	0	0	0	0	0	0	0	0	0	6
14:15	4	2	0	1	1	0	0	0	0	0	0	0	0	8
14:30	1	0	2	2	0	0	0	0	0	0	0	0	0	5
14:45	0	4	2	3	0	0	0	0	0	0	0	0	0	9
15:00	1	2	6	0	0	0	0	0	0	0	0	0	0	9
15:15	3	1	3	4	0	0	0	0	0	0	0	0	0	11
15:30	2	3	4	3	1	0	0	0	0	0	0	0	0	13
15:45	2	1	0	1	0	0	0	0	0	0	0	0	0	4
16:00	0	1	1	2	1	1	0	0	0	0	0	0	0	6
16:15	1	3	0	0	1	1	0	0	0	0	0	0	0	6
16:30	1	4	3	0	0	0	0	0	0	0	0	0	0	8
16:45	3	4	4	0	0	0	0	0	0	0	0	0	0	11
17:00	0	4	5	1	0	0	0	0	0	0	0	0	0	10
17:15	1	4	5	1	0	0	0	0	0	0	0	0	0	11
17:30	0	3	2	3	0	0	0	0	0	0	0	0	0	8
17:45	0	2	2	1	0	0	0	0	0	0	0	0	0	5
18:00	0	1	9	0	0	0	0	0	0	0	0	0	0	10
18:15	3	2	2	1	0	0	0	0	0	0	0	0	0	8
18:30	0	1	5	1	0	0	0	0	0	0	0	0	0	7
18:45	0	0	1	0	1	0	0	0	0	0	0	0	0	2
19:00	1	0	1	2	0	0	0	0	0	0	0	0	0	4
19:15	1	5	1	0	0	0	0	0	0	0	0	0	0	7
19:30	0	3	2	0	1	0	0	0	0	0	0	0	0	6
19:45	0	0	1	2	1	1	0	0	0	0	0	0	0	5
20:00	0	2	5	0	1	0	0	0	0	0	0	0	0	8
20:15	0	1	2	4	0	0	0	0	0	0	0	0	0	7
20:30	1	2	2	1	0	0	0	0	0	0	0	0	0	6
20:45	2	0	1	2	0	0	0	0	0	0	0	0	0	5
21:00	0	1	2	0	1	0	0	0	0	0	0	0	0	4
21:15	1	2	0	0	1	0	0	0	0	0	0	0	0	4
21:30	1	1	0	0	0	0	0	0	0	0	0	0	0	2
21:45	0	0	1	1	1	0	0	0	0	0	0	0	0	3
22:00	0	0	2	0	0	0	0	0	0	0	0	0	0	2
22:15	0	0	0	0	0	0	0	0	0	0	0	0	0	0
22:30	0	1	1	0	0	0	0	0	0	0	0	0	0	2
22:45	0	1	0	1	0	0	0	0	0	0	0	0	0	2
23:00	0	1	0	1	0	0	0	0	0	0	0	0	0	2
23:15	0	0	1	0	0	0	0	0	0	0	0	0	0	1
23:30	0	0	1	1	0	0	0	0	0	0	0	0	0	2
23:45	1	0	0	1	0	0	1	0	0	0	0	0	0	3
Totals	**52**	**86**	**137**	**62**	**24**	**3**	**1**							**365**
% of Totals	14%	24%	38%	17%	7%	1%	0%							100%

AM Volumes	8	17	27	17	9	0	0	0	0	0	0	0	0	78
% AM	2%	5%	7%	5%	2%									21%
AM Peak Hour	11:45	7:15	11:45	9:30	8:15									11:45
Volume	6	6	11	6	4									26
PM Volumes	44	69	110	45	15	3	1	0	0	0	0	0	0	287
% PM	12%	19%	30%	12%	4%	1%	0%							79%
PM Peak Hour	13:45	16:30	12:45	14:45	13:30	15:30	23:00							14:45
Volume	10	16	18	10	3	2	1							42

Directional Peak Periods	AM 7-9			NOON 12-2			PM 4-6			Off Peak Volumes		
All Classes	Volume	⟷	%	Volume	⟷	%	Volume	⟷	%	Volume	⟷	%
	33		9%	55		15%	65		18%	212		58%

Street Name	Direction	Percentiles					
		15th	50th	Average	85th	95th	ADT
W Angeleno Ave	East Bound	15	22	22	28	33	334
W Angeleno Ave	West Bound	15	22	21	28	32	365

Prepared by National Data & Surveying Services

SPEED

W Angeleno Ave Bet. Victory Blvd & S Glenwood Pl

Day: Thursday
Date: 1/20/2022

City: Burbank
Project #: CA22_020022_033

Summary

Time	< 15	15 - 19	20 - 24	25 - 29	30 - 34	35 - 39	40 - 44	45 - 49	50 - 54	55 - 59	60 - 64	65 - 69	70 +	Total
0:00 AM	0	0	1	0	0	0	0	0	0	0	0	0	0	1
0:15	0	0	0	0	0	0	0	0	0	0	0	0	0	0
0:30	0	0	1	0	1	0	0	0	0	0	0	0	0	2
0:45	0	1	0	0	0	0	0	0	0	0	0	0	0	1
1:00	0	0	0	0	0	0	0	0	0	0	0	0	0	0
1:15	0	0	0	1	0	0	0	0	0	0	0	0	0	1
1:30	0	0	0	0	0	0	0	0	0	0	0	0	0	0
1:45	0	0	0	0	0	0	0	0	0	0	0	0	0	0
2:00	0	0	0	0	1	0	0	0	0	0	0	0	0	1
2:15	0	1	0	0	0	0	0	0	0	0	0	0	0	1
2:30	0	0	0	1	0	0	0	0	0	0	0	0	0	1
2:45	0	0	0	0	0	0	0	0	0	0	0	0	0	0
3:00	0	0	0	0	0	0	0	0	0	0	0	0	0	0
3:15	0	0	0	0	0	0	0	0	0	0	0	0	0	0
3:30	0	0	0	0	0	0	0	0	0	0	0	0	0	0
3:45	0	0	1	0	0	0	0	0	0	0	0	0	0	1
4:00	0	0	0	0	0	0	0	0	0	0	0	0	0	0
4:15	0	0	0	0	0	0	0	0	0	0	0	0	0	0
4:30	0	0	0	0	0	0	0	0	0	0	0	0	0	0
4:45	0	0	0	0	0	0	0	0	0	0	0	0	0	0
5:00	0	1	1	0	0	0	0	0	0	0	0	0	0	2
5:15	0	1	1	0	0	0	0	0	0	0	0	0	0	2
5:30	0	1	0	1	0	0	0	0	0	0	0	0	0	2
5:45	0	0	1	1	0	0	0	0	0	0	0	0	0	2
6:00	0	0	1	2	1	0	0	0	0	0	0	0	0	4
6:15	0	0	1	2	0	0	0	0	0	0	0	0	0	3
6:30	0	1	0	1	1	0	0	0	0	0	0	0	0	3
6:45	1	1	0	1	0	0	0	0	0	0	0	0	0	3
7:00	0	1	3	0	1	0	0	0	0	0	0	0	0	5
7:15	1	3	2	0	1	0	0	0	0	0	0	0	0	7
7:30	2	4	4	1	0	0	0	0	0	0	0	0	0	11
7:45	2	3	9	3	1	0	0	0	0	0	0	0	0	18
8:00	1	5	8	2	0	1	0	0	0	0	0	0	0	17
8:15	1	3	2	1	1	0	0	0	0	0	0	0	0	8
8:30	0	1	1	2	1	0	0	0	0	0	0	0	0	5
8:45	1	0	5	3	2	0	1	0	0	0	0	0	0	12
9:00	2	0	3	1	2	0	0	0	0	0	0	0	0	8
9:15	0	1	2	4	1	0	0	0	0	0	0	0	0	8
9:30	0	2	2	2	1	0	0	0	0	0	0	0	0	7
9:45	0	0	3	3	0	0	0	0	0	0	0	0	0	6
10:00	1	2	3	1	0	0	0	0	0	0	0	0	0	7
10:15	2	0	3	2	1	0	0	0	0	0	0	0	0	8
10:30	0	0	1	1	1	0	0	0	0	0	0	0	0	3
10:45	0	4	2	2	0	0	0	0	0	0	0	0	0	8
11:00	0	4	6	0	2	0	0	0	0	0	0	0	0	12
11:15	1	1	3	2	1	0	0	0	0	0	0	0	0	8
11:30	1	5	1	1	0	0	0	0	0	0	0	0	0	8
11:45	0	5	2	3	0	0	0	0	0	0	0	0	0	10
12:00 PM	2	2	3	1	2	0	0	0	0	0	0	0	0	10
12:15	2	1	9	1	0	0	0	0	0	0	0	0	0	13
12:30	3	1	2	0	0	0	0	0	0	0	0	0	0	6
12:45	2	0	1	1	0	1	0	0	0	0	0	0	0	5
13:00	2	1	5	1	0	0	0	0	0	0	0	0	0	9
13:15	1	3	7	0	0	0	0	0	0	0	0	0	0	11
13:30	2	0	14	3	2	0	1	0	0	0	0	0	0	22
13:45	5	3	1	3	2	0	0	0	0	0	0	0	0	14
14:00	2	3	3	2	0	0	0	0	0	0	0	0	0	10
14:15	5	5	0	1	1	0	0	0	0	0	0	0	0	12
14:30	1	0	5	3	0	0	0	0	0	0	0	0	0	9
14:45	1	7	2	3	0	1	0	0	0	0	0	0	0	14
15:00	3	3	6	2	1	0	0	0	0	0	0	0	0	15
15:15	4	5	5	5	0	0	1	0	0	0	0	0	0	20
15:30	3	5	7	4	1	0	0	0	0	0	0	0	0	20
15:45	4	3	2	3	0	0	0	0	0	0	0	0	0	12
16:00	0	2	1	2	1	1	0	0	0	0	0	0	0	7
16:15	1	4	0	2	1	1	0	0	0	0	0	0	0	9
16:30	2	5	5	1	1	0	0	0	0	0	0	0	0	14
16:45	3	5	6	1	0	0	0	0	0	0	0	0	0	15
17:00	2	6	9	1	0	0	0	0	0	0	0	0	0	18
17:15	1	6	5	3	1	0	0	0	0	0	0	0	0	16
17:30	0	3	6	3	1	0	0	0	0	0	0	0	0	13
17:45	2	3	3	2	0	0	0	0	0	0	0	0	0	10
18:00	1	3	11	1	1	1	0	0	0	0	0	0	0	18
18:15	4	2	3	1	1	0	0	0	0	0	0	0	0	11
18:30	0	1	5	2	1	0	0	0	0	0	0	0	0	9
18:45	0	1	6	3	2	0	0	0	0	0	0	0	0	12
19:00	3	2	4	3	0	0	0	0	0	0	0	0	0	12
19:15	3	5	1	2	0	0	0	0	0	0	0	0	0	11
19:30	2	6	5	1	1	0	0	0	0	0	0	0	0	15
19:45	1	1	2	3	1	1	0	0	0	0	0	0	0	9
20:00	0	4	7	1	2	0	0	0	0	0	0	0	0	14
20:15	0	3	3	4	0	0	0	0	0	0	0	0	0	10
20:30	2	3	2	1	0	0	0	0	0	0	0	0	0	8
20:45	3	0	2	2	0	0	0	0	0	0	0	0	0	7
21:00	1	2	2	0	3	0	0	0	0	0	0	0	0	8
21:15	1	2	1	0	1	0	0	0	0	0	0	0	0	5
21:30	2	2	3	0	0	0	0	0	0	0	0	0	0	7
21:45	0	0	3	1	1	0	0	0	0	0	0	0	0	5
22:00	1	0	2	3	0	0	0	0	0	0	0	0	0	6
22:15	0	1	0	0	0	0	0	0	0	0	0	0	0	1
22:30	1	2	2	0	0	0	0	0	0	0	0	0	0	5
22:45	0	2	1	1	0	0	0	0	0	0	0	0	0	4
23:00	1	2	0	1	0	0	0	0	0	0	0	0	0	4
23:15	0	0	2	0	0	0	0	0	0	0	0	0	0	2
23:30	0	0	1	1	0	0	0	0	0	0	0	0	0	2
23:45	1	1	0	1	0	0	1	0	0	0	0	0	0	4
Totals	96	172	243	124	48	7	4							699
% of Totals	14%	25%	35%	18%	7%	1%	1%							100%

AM Volumes	16	51	73	44	20	1	1	0	0	0	0	0	0	206
% AM	2%	7%	10%	6%	3%	0%	0%							29%
AM Peak Hour	11:45	7:15	7:15	8:30	8:15	7:15	8:00							7:30
Volume	7	15	23	10	6	1	1							54
PM Volumes	80	121	175	80	28	6	3	0	0	0	0	0	0	493
% PM	11%	17%	25%	11%	4%	1%	0%							71%
PM Peak Hour	13:30	16:30	12:45	14:45	13:30	15:30	12:45							14:45
Volume	14	22	27	14	5	2	1							69

Directional Peak Periods	AM 7-9			NOON 12-2			PM 4-6			Off Peak Volumes		
All Classes	Volume	⟷	%	Volume	⟷	%	Volume	⟷	%	Volume	⟷	%
	83	⟷	12%	90	⟷	13%	102	⟷	15%	424	⟷	61%

Street Name	Direction	Percentiles					
		15th	50th	Average	85th	95th	ADT
W Angeleno Ave	Summary	15	22	21	28	33	699

Prepared by National Data & Surveying Services

SPEED

W Angeleno Ave Bet. Victory Blvd & S Glenwood Pl

Day: Thursday
Date: 1/20/2022

City: Burbank
Project #: CA22_020022_033e

East Bound

Time	< 15	15 - 19	20 - 24	25 - 29	30 - 34	35 - 39	40 - 44	45 - 49	50 - 54	55 - 59	60 - 64	65 - 69	70 +	Total
0:00 AM	0	1	1	0	1	0	0	0	0	0	0	0	0	3
1:00	0	0	0	0	0	0	0	0	0	0	0	0	0	0
2:00	0	0	0	0	1	0	0	0	0	0	0	0	0	1
3:00	0	0	1	0	0	0	0	0	0	0	0	0	0	1
4:00	0	0	0	0	0	0	0	0	0	0	0	0	0	0
5:00	0	2	2	2	0	0	0	0	0	0	0	0	0	6
6:00	0	2	2	6	2	0	0	0	0	0	0	0	0	12
7:00	3	6	11	3	0	0	0	0	0	0	0	0	0	23
8:00	2	7	10	5	1	1	1	0	0	0	0	0	0	27
9:00	1	3	7	6	3	0	0	0	0	0	0	0	0	20
10:00	1	2	6	2	1	0	0	0	0	0	0	0	0	12
11:00	1	11	6	3	2	0	0	0	0	0	0	0	0	23
12:00 PM	2	2	4	1	0	1	0	0	0	0	0	0	0	10
13:00	4	4	9	5	2	0	1	0	0	0	0	0	0	25
14:00	3	7	4	2	0	1	0	0	0	0	0	0	0	17
15:00	6	9	7	6	1	0	1	0	0	0	0	0	0	30
16:00	1	4	4	4	1	0	0	0	0	0	0	0	0	14
17:00	4	5	9	3	2	0	0	0	0	0	0	0	0	23
18:00	2	3	8	5	4	1	0	0	0	0	0	0	0	23
19:00	7	6	7	5	0	0	0	0	0	0	0	0	0	25
20:00	2	5	4	1	1	0	0	0	0	0	0	0	0	13
21:00	2	2	6	0	2	0	0	0	0	0	0	0	0	12
22:00	2	3	2	3	0	0	0	0	0	0	0	0	0	10
23:00	1	2	1	0	0	0	0	0	0	0	0	0	0	4
Totals	44	86	111	62	24	4	3							334
% of Totals	13%	26%	33%	19%	7%	1%	1%							100%

AM Volumes	8	34	46	27	11	1	1	0	0	0	0	0	0	128
% AM	2%	10%	14%	8%	3%	0%	0%							38%
AM Peak Hour	7:00	11:00	7:00	6:00	9:00	8:00	8:00							8:00
Volume	3	11	11	6	3	1	1							27
PM Volumes	36	52	65	35	13	3	2	0	0	0	0	0	0	206
% PM	11%	16%	19%	10%	4%	1%	1%							62%
PM Peak Hour	19:00	15:00	13:00	15:00	18:00	12:00	13:00							15:00
Volume	7	9	9	6	4	1	1							30

Directional Peak Periods	AM 7-9			NOON 12-2			PM 4-6			Off Peak Volumes		
All Speeds	Volume		%	Volume		%	Volume		%	Volume		%
	50	↔	15%	35	↔	10%	37	↔	11%	212	↔	63%

Street Name	Direction	Percentiles					
		15th	50th	Average	85th	95th	ADT
W Angeleno Ave	East Bound	15	22	22	28	33	334
W Angeleno Ave	West Bound	15	22	21	28	32	365

Prepared by National Data & Surveying Services

SPEED

W Angeleno Ave Bet. Victory Blvd & S Glenwood Pl

Day: Thursday
Date: 1/20/2022

City: Burbank
Project #: CA22_020022_033w

West Bound

Time	< 15	15 - 19	20 - 24	25 - 29	30 - 34	35 - 39	40 - 44	45 - 49	50 - 54	55 - 59	60 - 64	65 - 69	70 +	Total
0:00 AM	0	0	1	0	0	0	0	0	0	0	0	0	0	1
1:00	0	0	0	1	0	0	0	0	0	0	0	0	0	1
2:00	0	1	0	1	0	0	0	0	0	0	0	0	0	2
3:00	0	0	0	0	0	0	0	0	0	0	0	0	0	0
4:00	0	0	0	0	0	0	0	0	0	0	0	0	0	0
5:00	0	1	1	0	0	0	0	0	0	0	0	0	0	2
6:00	1	0	0	0	0	0	0	0	0	0	0	0	0	1
7:00	2	5	7	1	3	0	0	0	0	0	0	0	0	18
8:00	1	2	6	3	3	0	0	0	0	0	0	0	0	15
9:00	1	0	3	4	1	0	0	0	0	0	0	0	0	9
10:00	2	4	3	4	1	0	0	0	0	0	0	0	0	14
11:00	1	4	6	3	1	0	0	0	0	0	0	0	0	15
12:00 PM	7	2	11	2	2	0	0	0	0	0	0	0	0	24
13:00	6	3	18	2	2	0	0	0	0	0	0	0	0	31
14:00	6	8	6	7	1	0	0	0	0	0	0	0	0	28
15:00	8	7	13	8	1	0	0	0	0	0	0	0	0	37
16:00	5	12	8	2	2	2	0	0	0	0	0	0	0	31
17:00	1	13	14	6	0	0	0	0	0	0	0	0	0	34
18:00	3	4	17	2	1	0	0	0	0	0	0	0	0	27
19:00	2	8	5	4	2	1	0	0	0	0	0	0	0	22
20:00	3	5	10	7	1	0	0	0	0	0	0	0	0	26
21:00	2	4	3	1	3	0	0	0	0	0	0	0	0	13
22:00	0	2	3	1	0	0	0	0	0	0	0	0	0	6
23:00	1	1	2	3	0	0	1	0	0	0	0	0	0	8
Totals	52	86	137	62	24	3	1							365
% of Totals	14%	24%	38%	17%	7%	1%	0%							100%

AM Volumes	8	17	27	17	9	0	0	0	0	0	0	0	0	78
% AM	2%	5%	7%	5%	2%									21%
AM Peak Hour	7:00	7:00	7:00	9:00	7:00									7:00
Volume	2	5	7	4	3									18
PM Volumes	44	69	110	45	15	3	1	0	0	0	0	0	0	287
% PM	12%	19%	30%	12%	4%	1%	0%							79%
PM Peak Hour	15:00	17:00	13:00	15:00	21:00	16:00	23:00							15:00
Volume	8	13	18	8	3	2	1							37

Directional Peak Periods	AM 7-9			NOON 12-2			PM 4-6			Off Peak Volumes		
All Speeds	Volume		%	Volume		%	Volume		%	Volume		%
	33	↔	9%	55	↔	15%	65	↔	18%	212	↔	58%

Street Name	Direction	Percentiles					
		15th	50th	Average	85th	95th	ADT
W Angeleno Ave	East Bound	15	22	22	28	33	334
W Angeleno Ave	West Bound	15	22	21	28	32	365

Prepared by National Data & Surveying Services

SPEED

W Angeleno Ave Bet. Victory Blvd & S Glenwood Pl

Day: Thursday
Date: 1/20/2022

City: Burbank
Project #: CA22_020022_033

Summary

Time	< 15	15 - 19	20 - 24	25 - 29	30 - 34	35 - 39	40 - 44	45 - 49	50 - 54	55 - 59	60 - 64	65 - 69	70 +	Total
0:00 AM	0	1	2	0	1	0	0	0	0	0	0	0	0	4
1:00	0	0	0	1	0	0	0	0	0	0	0	0	0	1
2:00	0	1	0	1	1	0	0	0	0	0	0	0	0	3
3:00	0	0	1	0	0	0	0	0	0	0	0	0	0	1
4:00	0	0	0	0	0	0	0	0	0	0	0	0	0	0
5:00	0	3	3	2	0	0	0	0	0	0	0	0	0	8
6:00	1	2	2	6	2	0	0	0	0	0	0	0	0	13
7:00	5	11	18	4	3	0	0	0	0	0	0	0	0	41
8:00	3	9	16	8	4	1	1	0	0	0	0	0	0	42
9:00	2	3	10	10	4	0	0	0	0	0	0	0	0	29
10:00	3	6	9	6	2	0	0	0	0	0	0	0	0	26
11:00	2	15	12	6	3	0	0	0	0	0	0	0	0	38
12:00 PM	9	4	15	3	2	1	0	0	0	0	0	0	0	34
13:00	10	7	27	7	4	0	1	0	0	0	0	0	0	56
14:00	9	15	10	9	1	1	0	0	0	0	0	0	0	45
15:00	14	16	20	14	2	0	1	0	0	0	0	0	0	67
16:00	6	16	12	6	3	2	0	0	0	0	0	0	0	45
17:00	5	18	23	9	2	0	0	0	0	0	0	0	0	57
18:00	5	7	25	7	5	1	0	0	0	0	0	0	0	50
19:00	9	14	12	9	2	1	0	0	0	0	0	0	0	47
20:00	5	10	14	8	2	0	0	0	0	0	0	0	0	39
21:00	4	6	9	1	5	0	0	0	0	0	0	0	0	25
22:00	2	5	5	4	0	0	0	0	0	0	0	0	0	16
23:00	2	3	3	3	0	0	1	0	0	0	0	0	0	12
Totals	96	172	248	124	48	7	4							699
% of Totals	14%	25%	35%	18%	7%	1%	1%							100%

AM Volumes	16	51	73	44	20	1	1	0	0	0	0	0	0	206
% AM	2%	7%	10%	6%	3%	0%	0%							29%
AM Peak Hour	7:00	11:00	7:00	9:00	8:00	8:00	8:00							8:00
Volume	5	15	18	10	4	1	1							42
PM Volumes	80	121	175	80	28	6	3	0	0	0	0	0	0	493
% PM	11%	17%	25%	11%	4%	1%	0%							71%
PM Peak Hour	15:00	17:00	13:00	15:00	18:00	16:00	13:00							15:00
Volume	14	18	27	14	5	2	1							67

Directional Peak Periods	AM 7-9			NOON 12-2			PM 4-6			Off Peak Volumes		
All Speeds	Volume		%	Volume		%	Volume		%	Volume		%
	83	↔	12%	90	↔	13%	102	↔	15%	424	↔	61%

Street Name	Direction	Percentiles					
		15th	50th	Average	85th	95th	ADT
W Angeleno Ave	Summary	15	22	21	28	33	699

Prepared by NDS/ATD

Prepared by National Data & Surveying Services

VOLUME

W Angeleno Ave Bet. Victory Blvd & S Glenwood Pl

Day: Thursday
Date: 1/20/2022

City: Burbank
Project #: CA22_020022_033

DAILY TOTALS	NB	SB	EB	WB	Total
	0	0	334	365	699

AM Period	NB	SB	EB		WB		TOTAL		PM Period	NB	SB	EB		WB		TOTAL	
0:00	0	0	1		0		1		12:00	0	0	4		6		10	
0:15	0	0	0		0				12:15	0	0	3		10		13	
0:30	0	0	1		1		2		12:30	0	0	0		6		6	
0:45	0	0	1	3	0	1	1	4	12:45	0	0	3	10	2	24	5	34
1:00	0	0	0		0				13:00	0	0	5		4		9	
1:15	0	0	0		1		1		13:15	0	0	5		6		11	
1:30	0	0	0		0				13:30	0	0	8		14		22	
1:45	0	0	0		0	1		1	13:45	0	0	7	25	7	31	14	56
2:00	0	0	1		0		1		14:00	0	0	4		6		10	
2:15	0	0	0		1		1		14:15	0	0	4		8		12	
2:30	0	0	0		1		1		14:30	0	0	4		5		9	
2:45	0	0	0	1	0	2		3	14:45	0	0	5	17	9	28	14	45
3:00	0	0	0		0				15:00	0	0	6		9		15	
3:15	0	0	0		0				15:15	0	0	9		11		20	
3:30	0	0	0		0				15:30	0	0	7		13		20	
3:45	0	0	1	1	0		1	1	15:45	0	0	8	30	4	37	12	67
4:00	0	0	0		0				16:00	0	0	1		6		7	
4:15	0	0	0		0				16:15	0	0	3		6		9	
4:30	0	0	0		0				16:30	0	0	6		8		14	
4:45	0	0	0		0				16:45	0	0	4	14	11	31	15	45
5:00	0	0	0		2		2		17:00	0	0	8		10		18	
5:15	0	0	2		0		2		17:15	0	0	5		11		16	
5:30	0	0	2		0		2		17:30	0	0	5		8		13	
5:45	0	0	2	6	0	2	2	8	17:45	0	0	5	23	5	34	10	57
6:00	0	0	4		0		4		18:00	0	0	8		10		18	
6:15	0	0	3		0		3		18:15	0	0	3		8		11	
6:30	0	0	3		0		3		18:30	0	0	2		7		9	
6:45	0	0	2	12	1	1	3	13	18:45	0	0	10	23	2	27	12	50
7:00	0	0	1		4		5		19:00	0	0	8		4		12	
7:15	0	0	5		2		7		19:15	0	0	4		7		11	
7:30	0	0	7		4		11		19:30	0	0	9		6		15	
7:45	0	0	10	23	8	18	18	41	19:45	0	0	4	25	5	22	9	47
8:00	0	0	11		6		17		20:00	0	0	6		8		14	
8:15	0	0	4		4		8		20:15	0	0	3		7		10	
8:30	0	0	4		1		5		20:30	0	0	2		6		8	
8:45	0	0	8	27	4	15	12	42	20:45	0	0	2	13	5	26	7	39
9:00	0	0	5		3		8		21:00	0	0	4		4		8	
9:15	0	0	6		2		8		21:15	0	0	1		4		5	
9:30	0	0	6		1		7		21:30	0	0	5		2		7	
9:45	0	0	3	20	3	9	6	29	21:45	0	0	2	12	3	13	5	25
10:00	0	0	3		4		7		22:00	0	0	4		2		6	
10:15	0	0	2		6		8		22:15	0	0	1		0		1	
10:30	0	0	2		1		3		22:30	0	0	3		2		5	
10:45	0	0	5	12	3	14	8	26	22:45	0	0	2	10	2	6	4	16
11:00	0	0	6		6		12		23:00	0	0	2		2		4	
11:15	0	0	5		3		8		23:15	0	0	1		1		2	
11:30	0	0	6		2		8		23:30	0	0	0		2		2	
11:45	0	0	6	23	4	15	10	38	23:45	0	0	1	4	3	8	4	12
TOTALS				128		78		**206**	**TOTALS**				206		287		**493**
SPLIT %				62.1%		37.9%		**29.5%**	**SPLIT %**				41.8%		58.2%		**70.5%**

DAILY TOTALS	NB	SB	EB	WB	Total
	0	0	334	365	699

AM Peak Hour			7:15	11:45	**7:30**	**PM Peak Hour**			18:45	14:45	**14:45**
AM Pk Volume			33	26	**54**	**PM Pk Volume**			31	42	**69**
Pk Hr Factor			0.750	0.650	**0.750**	**Pk Hr Factor**			0.775	0.808	**0.863**
7 - 9 Volume	0	0	50	33	**83**	**4 - 6 Volume**	0	0	37	65	**102**
7 - 9 Peak Hour			7:15	7:30	**7:30**	**4 - 6 Peak Hour**			16:30	16:30	**16:30**
7 - 9 Pk Volume	0	0	33	22	**54**	**4 - 6 Pk Volume**	0	0	23	40	**63**
Pk Hr Factor	0.000	0.000	0.750	0.688	**0.750**	**Pk Hr Factor**	0.000	0.000	0.719	0.909	**0.875**

Prepared by NDS/ATD

Project #: CA22_020022_033 **City:** Burbank

Location: W Angeleno Ave Bet. Victory Blvd & S **Date:** 1/20/2022

Prepared by National Data & Surveying Services

VOLUME

S Glenwood Pl Bet. W Oak St & S Main St

Day: Tuesday
Date: 2/1/2022

City: Burbank
Project #: CA22_020022_032

DAILY TOTALS	NB	SB	EB	WB	Total
	275	117	0	0	392

AM Period	NB		SB		EB		WB		TOTAL		PM Period	NB		SB		EB		WB		TOTAL	
0:00	1		0						1		12:00	5		4						9	
0:15	1		2						3		12:15	1		0						1	
0:30	2		1						3		12:30	7		2						9	
0:45	1	5	1	4					2	9	12:45	6	19	1	7					7	26
1:00	1		0						1		13:00	8		4						12	
1:15	1		0						1		13:15	3		2						5	
1:30	0		0						0		13:30	1		2						3	
1:45	0	2	0						0	2	13:45	14	26	6	14					20	40
2:00	0		0						0		14:00	8		5						13	
2:15	0		0						0		14:15	7		2						9	
2:30	0		0						0		14:30	5		4						9	
2:45	0		0						0		14:45	2	22	1	12					3	34
3:00	0		0						0		15:00	8		1						9	
3:15	0		0						0		15:15	10		8						18	
3:30	0		1						1		15:30	2		2						4	
3:45	2	2	0	1					2	3	15:45	7	27	2	13					9	40
4:00	0		0						0		16:00	4		0						4	
4:15	0		0						0		16:15	6		0						6	
4:30	0		0						0		16:30	3		2						5	
4:45	0		0						0		16:45	11	24	2	4					13	28
5:00	1		0						1		17:00	9		0						9	
5:15	0		0						0		17:15	4		0						4	
5:30	0		1						1		17:30	3		0						3	
5:45	0	1	0	1					0	2	17:45	6	22	3	3					9	25
6:00	1		0						1		18:00	4		0						4	
6:15	0		1						1		18:15	2		2						4	
6:30	3		2						5		18:30	2		1						3	
6:45	3	7	5	8					8	15	18:45	3	11	0	3					3	14
7:00	4		2						6		19:00	1		1						2	
7:15	1		0						1		19:15	4		0						4	
7:30	6		0						6		19:30	0		0						0	
7:45	1	12	0	2					1	14	19:45	0	5	0	1					0	6
8:00	3		1						4		20:00	1		0						1	
8:15	3		1						4		20:15	1		0						1	
8:30	0		3						3		20:30	3		1						4	
8:45	7	13	2	7					9	20	20:45	1	6	1	2					2	8
9:00	8		2						10		21:00	0		0						0	
9:15	6		2						8		21:15	1		0						1	
9:30	5		1						6		21:30	3		1						4	
9:45	4	23	5	10					9	33	21:45	3	7	2	3					5	10
10:00	6		4						10		22:00	2		0						2	
10:15	4		1						5		22:15	1		0						1	
10:30	2		2						4		22:30	2		5						7	
10:45	4	16	3	10					7	26	22:45	0	5	0	5					0	10
11:00	5		0						5		23:00	0		0						0	
11:15	5		1						6		23:15	0		0						0	
11:30	3		3						6		23:30	0		0						0	
11:45	7	20	3	7					10	27	23:45	0		0						0	
TOTALS		101		50						151	TOTALS		174		67						241
SPLIT %		66.9%		33.1%						38.5%	SPLIT %		72.2%		27.8%						61.5%

DAILY TOTALS	NB	SB	EB	WB	Total
	275	117	0	0	392

AM Peak Hour	8:45	9:15			8:45	PM Peak Hour	13:45	13:45			13:45
AM Pk Volume	26	12			33	PM Pk Volume	34	17			51
Pk Hr Factor	0.813	0.600			0.825	Pk Hr Factor	0.607	0.708			0.638
7 - 9 Volume	25	9	0	0	34	4 - 6 Volume	46	7	0	0	53
7 - 9 Peak Hour	7:30	8:00			8:00	4 - 6 Peak Hour	16:15	16:00			16:15
7 - 9 Pk Volume	13	7	0	0	20	4 - 6 Pk Volume	29	4	0	0	33
Pk Hr Factor	0.542	0.583	0.000	0.000	0.556	Pk Hr Factor	0.659	0.500	0.000	0.000	0.635

Prepared by National Data & Surveying Services

VOLUME

S Glenwood Pl Bet. W Oak St & S Main St

Day: Wednesday
Date: 2/2/2022

City: Burbank
Project #: CA22_020022_032

DAILY TOTALS	NB	SB	EB	WB	Total
	285	124	0	0	409

AM Period	NB		SB		EB		WB		TOTAL		PM Period	NB		SB		EB		WB		TOTAL	
0:00	2		0						2		12:00	4		1						5	
0:15	1		0						1		12:15	9		7						16	
0:30	2		0						2		12:30	8		4						12	
0:45	1	6	0						1	6	12:45	4	25	0	12					4	37
1:00	1		0						1		13:00	8		1						9	
1:15	1		1						2		13:15	6		4						10	
1:30	0		0						0		13:30	7		1						8	
1:45	0	2	0	1					0	3	13:45	8	29	6	12					14	41
2:00	0		0						0		14:00	8		3						11	
2:15	0		0						0		14:15	4		1						5	
2:30	0		0						0		14:30	5		3						8	
2:45	0		0						0		14:45	7	24	3	10					10	34
3:00	0		0						0		15:00	3		1						4	
3:15	0		0						0		15:15	5		4						9	
3:30	2		0						2		15:30	4		2						6	
3:45	2	4	0						2	4	15:45	6	18	2	9					8	27
4:00	0		0						0		16:00	10		2						12	
4:15	0		0						0		16:15	9		2						11	
4:30	0		0						0		16:30	1		3						4	
4:45	0		0						0		16:45	7	27	1	8					8	35
5:00	0		1						1		17:00	4		0						4	
5:15	1		0						1		17:15	2		2						4	
5:30	1		0						1		17:30	7		2						9	
5:45	1	3	2	3					3	6	17:45	6	19	3	7					9	26
6:00	0		0						0		18:00	3		0						3	
6:15	0		1						1		18:15	0		0						0	
6:30	2		0						2		18:30	2		0						2	
6:45	8	10	2	3					10	13	18:45	3	8	0						3	8
7:00	5		4						9		19:00	1		0						1	
7:15	4		1						5		19:15	0		0						0	
7:30	3		1						4		19:30	0		1						1	
7:45	3	15	5	11					8	26	19:45	2	3	4	5					6	8
8:00	3		2						5		20:00	1		1						2	
8:15	0		2						2		20:15	2		1						3	
8:30	1		1						2		20:30	3		0						3	
8:45	5	9	3	8					8	17	20:45	0	6	0	2					0	8
9:00	3		2						5		21:00	0		0						0	
9:15	2		0						2		21:15	5		1						6	
9:30	1		1						2		21:30	3		0						3	
9:45	3	9	2	5					5	14	21:45	0	8	0	1					0	9
10:00	4		4						8		22:00	1		1						2	
10:15	5		3						8		22:15	2		0						2	
10:30	10		2						12		22:30	1		0						1	
10:45	5	24	3	12					8	36	22:45	3	7	0	1					3	8
11:00	5		3						8		23:00	0		0						0	
11:15	4		4						8		23:15	0		0						0	
11:30	5		3						8		23:30	0		0						0	
11:45	15	29	4	14					19	43	23:45	0		0						0	
TOTALS		111		57						168	TOTALS		174		67						241
SPLIT %		66.1%		33.9%						41.1%	SPLIT %		72.2%		27.8%						58.9%

DAILY TOTALS	NB	SB	EB	WB	Total
	285	124	0	0	409

AM Peak Hour	11:45	11:45			11:45	PM Peak Hour	12:15	13:15			13:15
AM Pk Volume	36	16			52	PM Pk Volume	29	14			43
Pk Hr Factor	0.600	0.571			0.684	Pk Hr Factor	0.806	0.583			0.768
7 - 9 Volume	24	19	0	0	43	4 - 6 Volume	46	15	0	0	61
7 - 9 Peak Hour	7:00	7:00			7:00	4 - 6 Peak Hour	16:00	16:00			16:00
7 - 9 Pk Volume	15	11	0	0	26	4 - 6 Pk Volume	27	8	0	0	35
Pk Hr Factor	0.750	0.550	0.000	0.000	0.722	Pk Hr Factor	0.675	0.667	0.000	0.000	0.729

Prepared by National Data & Surveying Services

VOLUME

S Glenwood Pl Bet. W Oak St & S Main St

Day: Thursday
Date: 2/3/2022

City: Burbank
Project #: CA22_020022_032

DAILY TOTALS	NB	SB	EB	WB	Total
	257	117	0	0	374

AM Period	NB		SB		EB		WB		TOTAL		PM Period	NB		SB		EB		WB		TOTAL	
0:00	0		0						0		12:00	5		4						9	
0:15	1		0						1		12:15	3		3						6	
0:30	0		0						0		12:30	4		1						5	
0:45	0	1	1	1					1	2	12:45	5	17	0	8					5	25
1:00	0		0						0		13:00	5		1						6	
1:15	3		0						3		13:15	6		1						7	
1:30	0		0						0		13:30	12		4						16	
1:45	0	3	1	1					1	4	13:45	3	26	4	10					7	36
2:00	2		0						2		14:00	4		2						6	
2:15	0		0						0		14:15	3		2						5	
2:30	2		1						3		14:30	4		4						8	
2:45	0	4	0	1					0	5	14:45	3	14	3	11					6	25
3:00	0		0						0		15:00	5		1						6	
3:15	0		0						0		15:15	5		4						9	
3:30	0		0						0		15:30	6		4						10	
3:45	1	1	0						1	1	15:45	5	21	1	10					6	31
4:00	0		0						0		16:00	6		1						7	
4:15	0		0						0		16:15	5		3						8	
4:30	0		0						0		16:30	2		0						2	
4:45	2	2	0						2	2	16:45	5	18	4	8					9	26
5:00	0		0						0		17:00	7		1						8	
5:15	0		0						0		17:15	4		3						7	
5:30	1		0						1		17:30	4		1						5	
5:45	0	1	0						0	1	17:45	7	22	0	5					7	27
6:00	1		1						2		18:00	2		2						4	
6:15	2		2						4		18:15	3		0						3	
6:30	1		1						2		18:30	2		1						3	
6:45	6	10	1	5					7	15	18:45	2	9	1	4					3	13
7:00	4		4						8		19:00	1		1						2	
7:15	2		1						3		19:15	2		2						4	
7:30	7		2						9		19:30	3		0						3	
7:45	2	15	2	9					4	24	19:45	1	7	0	3					1	10
8:00	3		2						5		20:00	0		0						0	
8:15	3		2						5		20:15	0		1						1	
8:30	2		3						5		20:30	1		0						1	
8:45	3	11	2	9					5	20	20:45	0	1	0	1					0	2
9:00	8		2						10		21:00	0		0						0	
9:15	3		1						4		21:15	1		1						2	
9:30	7		0						7		21:30	0		2						2	
9:45	6	24	5	8					11	32	21:45	1	2	0	3					1	5
10:00	6		1						7		22:00	1		2						3	
10:15	7		2						9		22:15	1		0						1	
10:30	9		5						14		22:30	0		0						0	
10:45	4	26	2	10					6	36	22:45	0	2	0	2					0	4
11:00	6		1						7		23:00	0		2						2	
11:15	3		1						4		23:15	1		0						1	
11:30	5		0						5		23:30	1		0						1	
11:45	2	16	3	5					5	21	23:45	2	4	1	3					3	7
TOTALS		114		49						**163**	**TOTALS**		143		68						**211**
SPLIT %		69.9%		30.1%						**43.6%**	**SPLIT %**		67.8%		32.2%						**56.4%**

DAILY TOTALS	NB	SB	EB	WB	Total
	257	117	0	0	374

AM Peak Hour	9:45	9:45			**9:45**	**PM Peak Hour**	12:45	13:30			**13:00**
AM Pk Volume	28	13			**41**	**PM Pk Volume**	28	12			**36**
Pk Hr Factor	0.778	0.650			**0.732**	**Pk Hr Factor**	0.583	0.750			**0.563**
7 - 9 Volume	26	18	0	0	**44**	**4 - 6 Volume**	40	13	0	0	**53**
7 - 9 Peak Hour	7:00	7:00			**7:00**	**4 - 6 Peak Hour**	17:00	16:45			**16:45**
7 - 9 Pk Volume	15	9	0	0	**24**	**4 - 6 Pk Volume**	22	9	0	0	**29**
Pk Hr Factor	0.536	0.563	0.000	0.000	**0.667**	**Pk Hr Factor**	0.786	0.563	0.000	0.000	**0.806**

Prepared by National Data & Surveying Services

Project #: CA22_020022_032 **City:** Burbank

Location: S Glenwood Pl Bet. W Oak St & S Main St **Date:** 2/1/2022

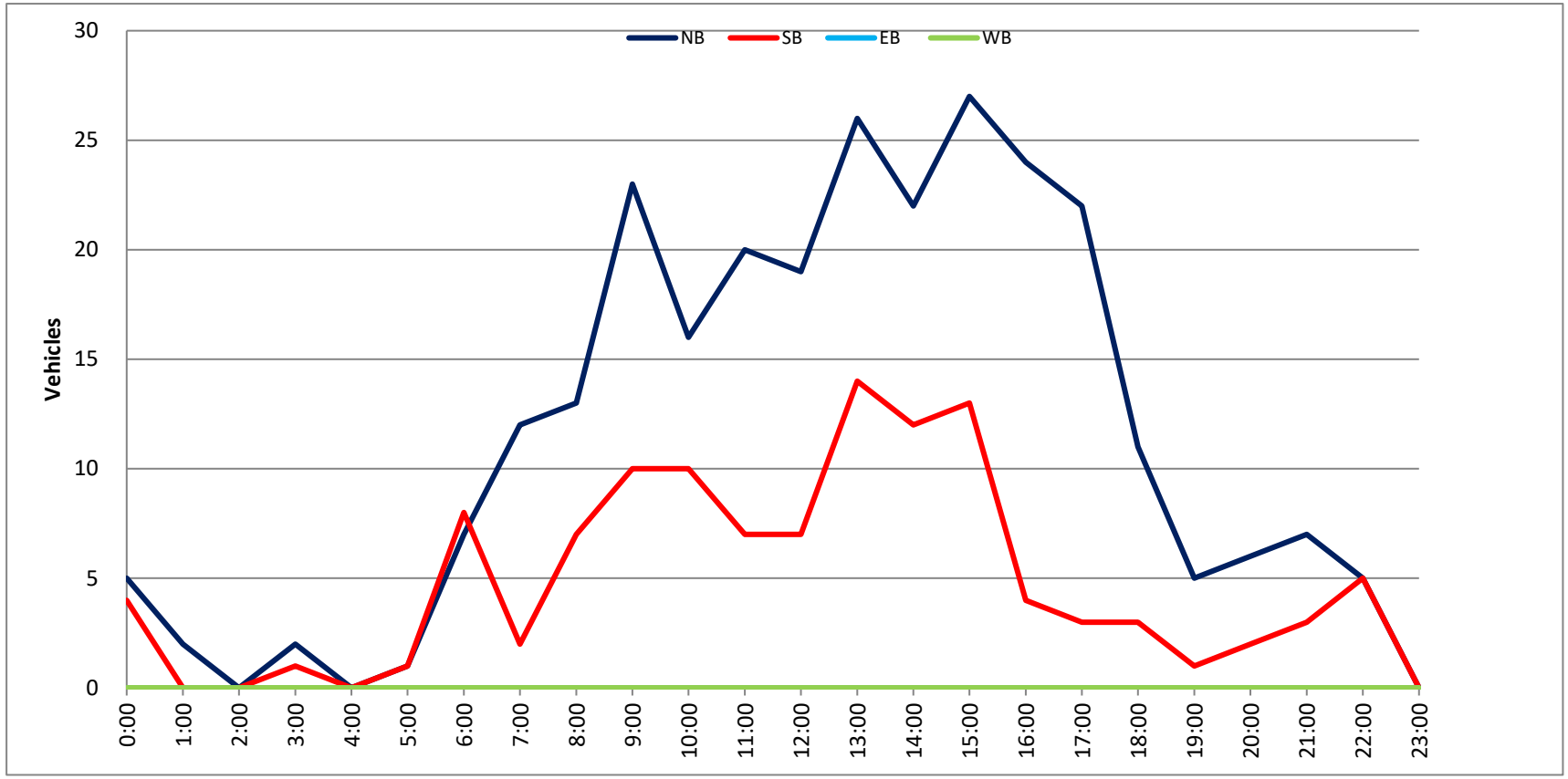

Prepared by National Data & Surveying Services

Project #: CA22_020022_032 **City:** Burbank

Location: S Glenwood Pl Bet. W Oak St & S Main St **Date:** 2/2/2022

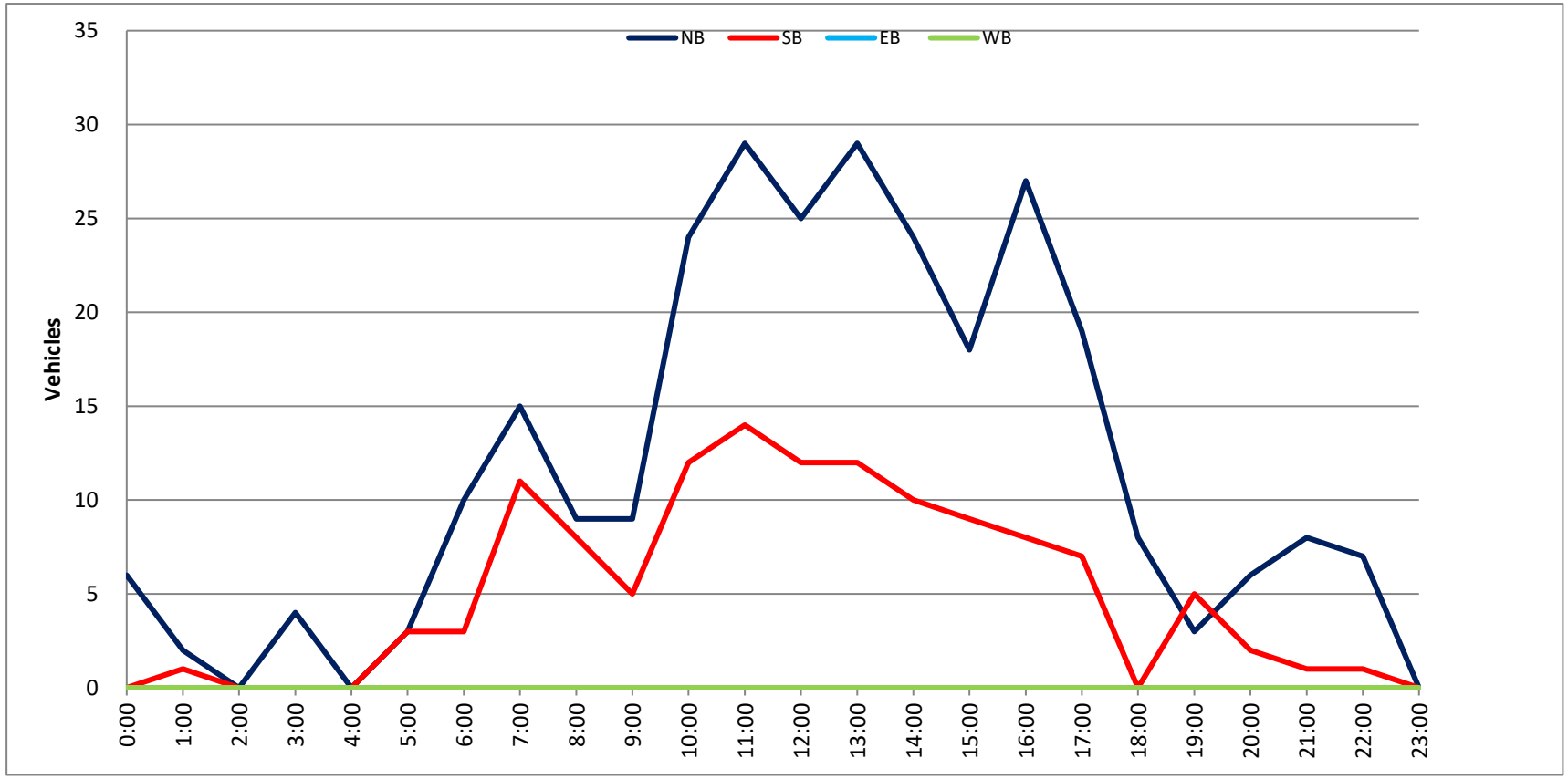

Prepared by National Data & Surveying Services

Project #: CA22_020022_032 **City:** Burbank

Location: S Glenwood Pl Bet. W Oak St & S Main St **Date:** 2/3/2022

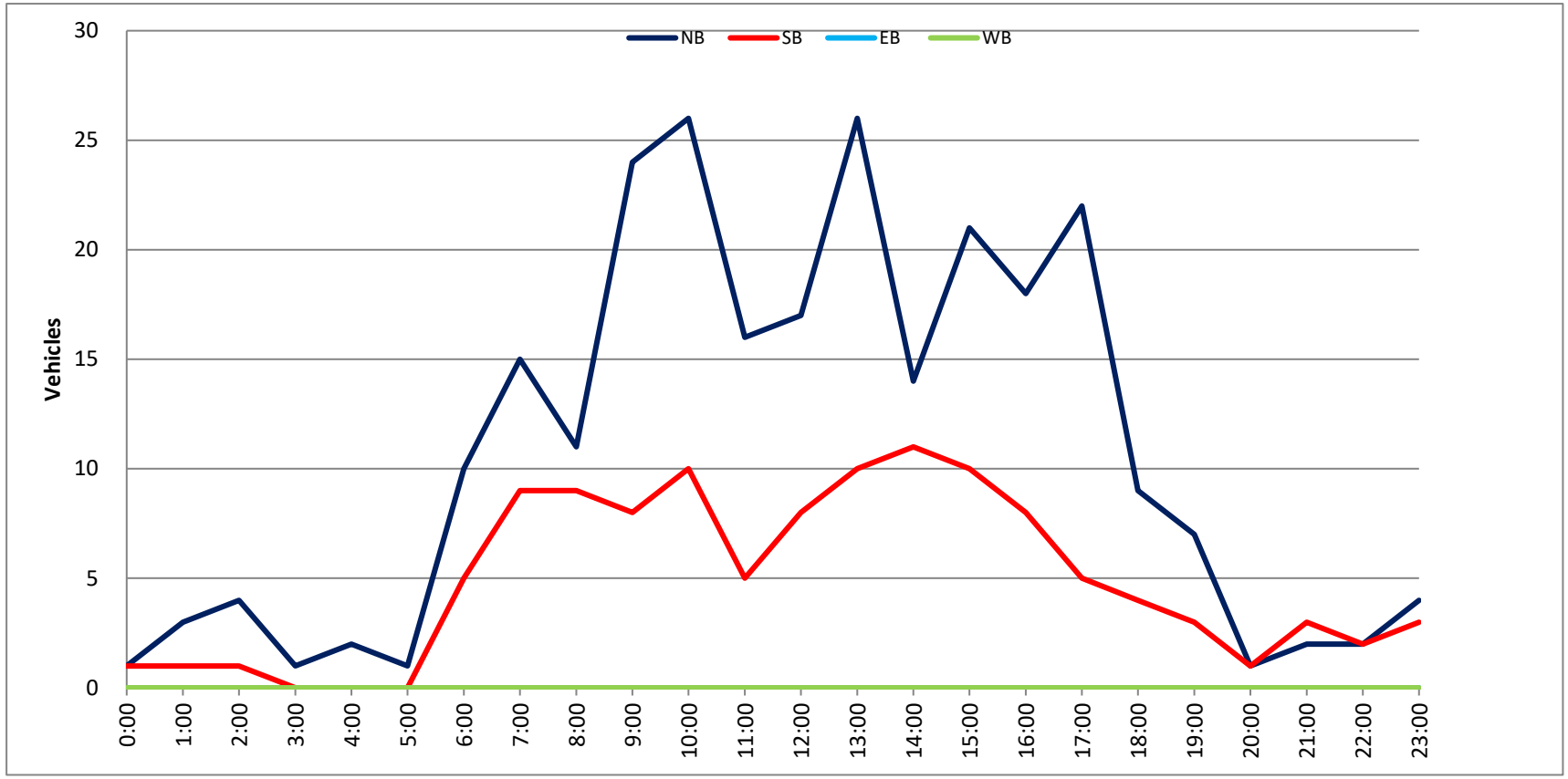

Prepared by National Data & Surveying Services

VOLUME

S Main St Bet. W Cedar Ave & W Elmwood Ave

Day: Tuesday
Date: 2/1/2022

City: Burbank
Project #: CA22_020022_035

DAILY TOTALS	NB	SB	EB	WB	Total
	2,134	3,370	0	0	5,504

AM Period	NB		SB		EB		WB		TOTAL		PM Period	NB		SB		EB		WB		TOTAL	
0:00	1		4						5		12:00	43		64						107	
0:15	2		6						8		12:15	41		53						94	
0:30	3		7						10		12:30	39		58						97	
0:45	1	7	1	18					2	25	12:45	41	164	49	224					90	388
1:00	1		1						2		13:00	29		69						98	
1:15	1		2						3		13:15	42		58						100	
1:30	0		1						1		13:30	38		66						104	
1:45	3	5	1	5					4	10	13:45	44	153	72	265					116	418
2:00	3		1						4		14:00	87		68						155	
2:15	0		0						0		14:15	74		102						176	
2:30	0		0						0		14:30	43		96						139	
2:45	3	6	1	2					4	8	14:45	40	244	75	341					115	585
3:00	1		4						5		15:00	49		82						131	
3:15	0		2						2		15:15	43		69						112	
3:30	0		1						1		15:30	32		64						96	
3:45	1	2	1	8					2	10	15:45	46	170	54	269					100	439
4:00	0		4						4		16:00	54		72						126	
4:15	2		1						3		16:15	33		65						98	
4:30	1		2						3		16:30	50		53						103	
4:45	0	3	6	13					6	16	16:45	48	185	74	264					122	449
5:00	2		6						8		17:00	51		78						129	
5:15	0		5						5		17:15	44		58						102	
5:30	2		9						11		17:30	48		60						108	
5:45	9	13	14	34					23	47	17:45	46	189	69	265					115	454
6:00	7		15						22		18:00	39		56						95	
6:15	10		20						30		18:15	42		43						85	
6:30	3		28						31		18:30	32		39						71	
6:45	7	27	28	91					35	118	18:45	26	139	35	173					61	312
7:00	17		27						44		19:00	21		37						58	
7:15	17		32						49		19:15	19		24						43	
7:30	33		63						96		19:30	25		36						61	
7:45	48	115	114	236					162	351	19:45	18	83	28	125					46	208
8:00	29		103						132		20:00	27		32						59	
8:15	40		80						120		20:15	14		20						34	
8:30	30		51						81		20:30	14		27						41	
8:45	31	130	43	277					74	407	20:45	24	79	20	99					44	178
9:00	37		49						86		21:00	9		18						27	
9:15	32		42						74		21:15	10		18						28	
9:30	30		40						70		21:30	12		18						30	
9:45	24	123	42	173					66	296	21:45	10	41	9	63					19	104
10:00	31		47						78		22:00	6		16						22	
10:15	20		60						80		22:15	5		5						10	
10:30	28		35						63		22:30	5		13						18	
10:45	25	104	43	185					68	289	22:45	8	24	12	46					20	70
11:00	20		31						51		23:00	3		4						7	
11:15	34		50						84		23:15	1		3						4	
11:30	33		53						86		23:30	3		7						10	
11:45	34	121	44	178					78	299	23:45	0	7	2	16					2	23
TOTALS		656		1220						1876	TOTALS		1478		2150						3628
SPLIT %		35.0%		65.0%						34.1%	SPLIT %		40.7%		59.3%						65.9%

DAILY TOTALS	NB	SB	EB	WB	Total
	2,134	3,370	0	0	5,504

AM Peak Hour	11:45	7:30			7:30	PM Peak Hour	13:45	14:15			13:45
AM Pk Volume	157	360			510	PM Pk Volume	248	355			586
Pk Hr Factor	0.913	0.789			0.787	Pk Hr Factor	0.713	0.870			0.832
7 - 9 Volume	245	513	0	0	758	4 - 6 Volume	374	529	0	0	903
7 - 9 Peak Hour	7:30	7:30			7:30	4 - 6 Peak Hour	16:30	16:15			16:45
7 - 9 Pk Volume	150	360	0	0	510	4 - 6 Pk Volume	193	270	0	0	461
Pk Hr Factor	0.781	0.789	0.000	0.000	0.787	Pk Hr Factor	0.946	0.865	0.000	0.000	0.893

Prepared by National Data & Surveying Services

VOLUME

S Main St Bet. W Cedar Ave & W Elmwood Ave

Day: Wednesday
Date: 2/2/2022

City: Burbank
Project #: CA22_020022_035

DAILY TOTALS	NB	SB	EB	WB	Total
	2,224	3,446	0	0	5,670

AM Period	NB		SB		EB		WB		TOTAL		PM Period	NB		SB		EB		WB		TOTAL	
0:00	2		2						4		12:00	39		68						107	
0:15	4		8						12		12:15	45		59						104	
0:30	3		2						5		12:30	53		60						113	
0:45	3	12	3	15					6	27	12:45	36	173	77	264					113	437
1:00	1		3						4		13:00	28		68						96	
1:15	3		2						5		13:15	42		69						111	
1:30	0		1						1		13:30	54		53						107	
1:45	2	6	1	7					3	13	13:45	23	147	65	255					88	402
2:00	0		3						3		14:00	26		72						98	
2:15	1		3						4		14:15	39		65						104	
2:30	0		0						0		14:30	76		64						140	
2:45	0	1	0	6					0	7	14:45	64	205	89	290					153	495
3:00	1		0						1		15:00	58		115						173	
3:15	1		1						2		15:15	60		76						136	
3:30	1		6						7		15:30	44		65						109	
3:45	1	4	1	8					2	12	15:45	45	207	65	321					110	528
4:00	1		1						2		16:00	31		59						90	
4:15	4		3						7		16:15	46		77						123	
4:30	2		6						8		16:30	56		66						122	
4:45	1	8	6	16					7	24	16:45	39	172	54	256					93	428
5:00	7		6						13		17:00	36		69						105	
5:15	1		4						5		17:15	49		59						108	
5:30	1		13						14		17:30	40		58						98	
5:45	6	15	9	32					15	47	17:45	64	189	65	251					129	440
6:00	5		14						19		18:00	40		57						97	
6:15	5		13						18		18:15	39		49						88	
6:30	4		28						32		18:30	32		48						80	
6:45	19	33	21	76					40	109	18:45	27	138	34	188					61	326
7:00	16		36						52		19:00	25		37						62	
7:15	15		29						44		19:15	32		29						61	
7:30	32		71						103		19:30	26		28						54	
7:45	50	113	117	253					167	366	19:45	20	103	30	124					50	227
8:00	37		112						149		20:00	18		35						53	
8:15	37		75						112		20:15	19		23						42	
8:30	36		51						87		20:30	15		24						39	
8:45	37	147	55	293					92	440	20:45	18	70	19	101					37	171
9:00	30		47						77		21:00	15		24						39	
9:15	36		46						82		21:15	4		13						17	
9:30	27		37						64		21:30	8		20						28	
9:45	26	119	41	171					67	290	21:45	7	34	11	68					18	102
10:00	45		47						92		22:00	7		7						14	
10:15	31		51						82		22:15	10		10						20	
10:30	29		40						69		22:30	6		9						15	
10:45	33	138	48	186					81	324	22:45	6	29	10	36					16	65
11:00	40		51						91		23:00	9		6						15	
11:15	28		49						77		23:15	2		6						8	
11:30	40		52						92		23:30	2		3						5	
11:45	39	147	57	209					96	356	23:45	1	14	5	20					6	34
TOTALS		743		1272						2015	TOTALS		1481		2174						3655
SPLIT %		36.9%		63.1%						35.5%	SPLIT %		40.5%		59.5%						64.5%

DAILY TOTALS	NB	SB	EB	WB	Total
	2,224	3,446	0	0	5,670

AM Peak Hour	11:45	7:30			7:30	PM Peak Hour	14:30	14:45			14:30
AM Pk Volume	176	375			531	PM Pk Volume	258	345			602
Pk Hr Factor	0.830	0.801			0.795	Pk Hr Factor	0.849	0.750			0.870
7 - 9 Volume	260	546	0	0	806	4 - 6 Volume	361	507	0	0	868
7 - 9 Peak Hour	7:45	7:30			7:30	4 - 6 Peak Hour	17:00	16:15			16:15
7 - 9 Pk Volume	160	375	0	0	531	4 - 6 Pk Volume	189	266	0	0	443
Pk Hr Factor	0.800	0.801	0.000	0.000	0.795	Pk Hr Factor	0.738	0.864	0.000	0.000	0.900

Prepared by National Data & Surveying Services

VOLUME

S Main St Bet. W Cedar Ave & W Elmwood Ave

Day: Thursday
Date: 2/3/2022

City: Burbank
Project #: CA22_020022_035

DAILY TOTALS	NB	SB	EB	WB	Total
	2,228	3,419	0	0	5,647

AM Period	NB		SB		EB		WB		TOTAL		PM Period	NB		SB		EB		WB		TOTAL	
0:00	3		1						4		12:00	59		60						119	
0:15	5		2						7		12:15	36		60						96	
0:30	0		2						2		12:30	34		56						90	
0:45	1	9	0	5					1	14	12:45	35	164	65	241					100	405
1:00	5		4						9		13:00	37		58						95	
1:15	3		6						9		13:15	37		53						90	
1:30	0		2						2		13:30	43		65						108	
1:45	4	12	3	15					7	27	13:45	32	149	77	253					109	402
2:00	0		0						0		14:00	33		58						91	
2:15	1		2						3		14:15	42		67						109	
2:30	1		4						5		14:30	52		64						116	
2:45	0	2	0	6					0	8	14:45	59	186	81	270					140	456
3:00	0		0						0		15:00	74		92						166	
3:15	1		0						1		15:15	62		82						144	
3:30	1		3						4		15:30	56		73						129	
3:45	0	2	0	3					0	5	15:45	37	229	68	315					105	544
4:00	0		1						1		16:00	47		83						130	
4:15	3		2						5		16:15	44		51						95	
4:30	1		3						4		16:30	49		67						116	
4:45	3	7	12	18					15	25	16:45	50	190	67	268					117	458
5:00	0		5						5		17:00	41		78						119	
5:15	4		1						5		17:15	42		58						100	
5:30	4		13						17		17:30	46		65						111	
5:45	8	16	13	32					21	48	17:45	40	169	53	254					93	423
6:00	1		15						16		18:00	37		48						85	
6:15	4		17						21		18:15	38		53						91	
6:30	8		28						36		18:30	41		39						80	
6:45	12	25	29	89					41	114	18:45	25	141	52	192					77	333
7:00	14		33						47		19:00	18		30						48	
7:15	11		37						48		19:15	35		29						64	
7:30	35		66						101		19:30	21		33						54	
7:45	53	113	102	238					155	351	19:45	21	95	29	121					50	216
8:00	40		101						141		20:00	16		29						45	
8:15	36		94						130		20:15	22		30						52	
8:30	41		62						103		20:30	15		22						37	
8:45	27	144	52	309					79	453	20:45	11	64	21	102					32	166
9:00	44		44						88		21:00	15		18						33	
9:15	31		52						83		21:15	12		10						22	
9:30	31		40						71		21:30	13		14						27	
9:45	29	135	51	187					80	322	21:45	12	52	11	53					23	105
10:00	28		42						70		22:00	6		15						21	
10:15	38		45						83		22:15	7		13						20	
10:30	34		44						78		22:30	8		11						19	
10:45	36	136	52	183					88	319	22:45	3	24	7	46					10	70
11:00	31		43						74		23:00	8		6						14	
11:15	50		57						107		23:15	2		10						12	
11:30	31		48						79		23:30	1		4						5	
11:45	40	152	49	197					89	349	23:45	1	12	2	22					3	34
TOTALS		753		1282						2035	TOTALS		1475		2137						3612
SPLIT %		37.0%		63.0%						36.0%	SPLIT %		40.8%		59.2%						64.0%

DAILY TOTALS	NB	SB	EB	WB	Total
	2,228	3,419	0	0	5,647

AM Peak Hour	11:15	7:30			7:45	PM Peak Hour	14:45	14:45			14:45
AM Pk Volume	180	363			529	PM Pk Volume	251	328			579
Pk Hr Factor	0.763	0.890			0.853	Pk Hr Factor	0.848	0.891			0.872
7 - 9 Volume	257	547	0	0	804	4 - 6 Volume	359	522	0	0	881
7 - 9 Peak Hour	7:45	7:30			7:45	4 - 6 Peak Hour	16:00	16:30			16:00
7 - 9 Pk Volume	170	363	0	0	529	4 - 6 Pk Volume	190	270	0	0	458
Pk Hr Factor	0.802	0.890	0.000	0.000	0.853	Pk Hr Factor	0.950	0.865	0.000	0.000	0.881

Prepared by National Data & Surveying Services

Project #: CA22_020022_035 **City:** Burbank

Location: S Main St Bet. W Cedar Ave & W Elmwood **Date:** 2/1/2022

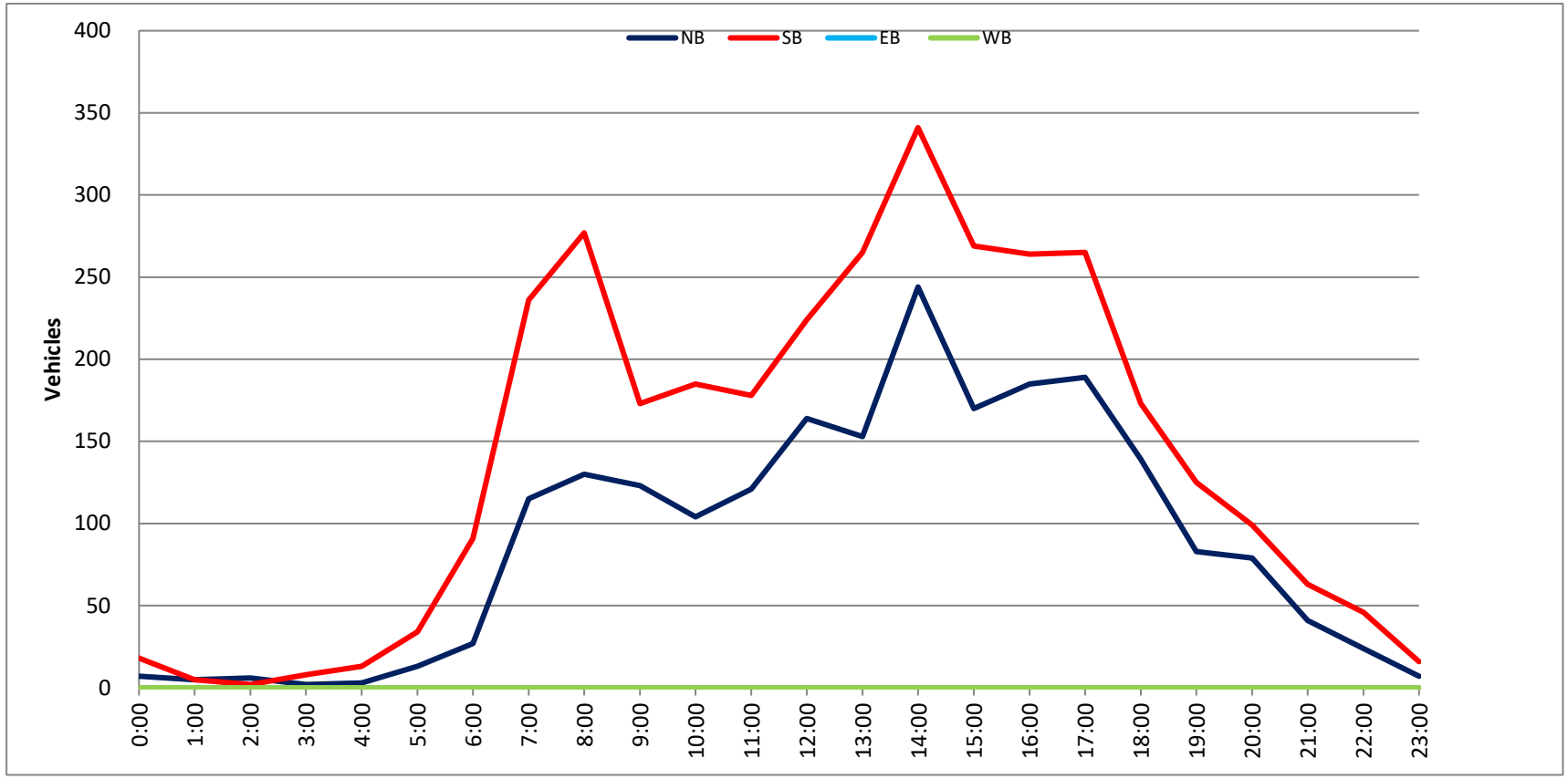

Prepared by National Data & Surveying Services

Project #: CA22_020022_035 **City:** Burbank

Location: S Main St Bet. W Cedar Ave & W Elmwood **Date:** 2/2/2022

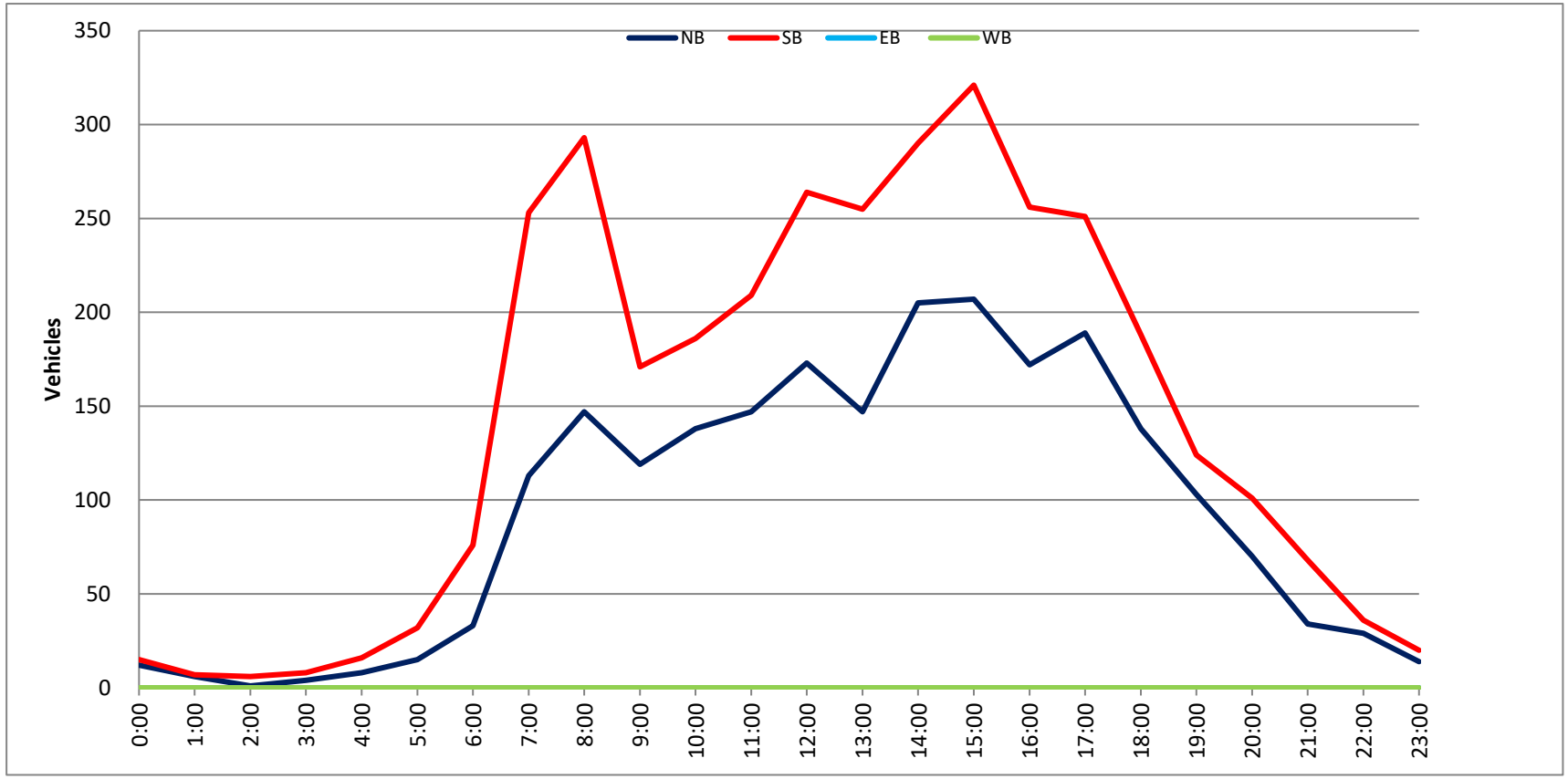

Prepared by National Data & Surveying Services

Project #: CA22_020022_035 **City:** Burbank

Location: S Main St Bet. W Cedar Ave & W Elmwood **Date:** 2/3/2022

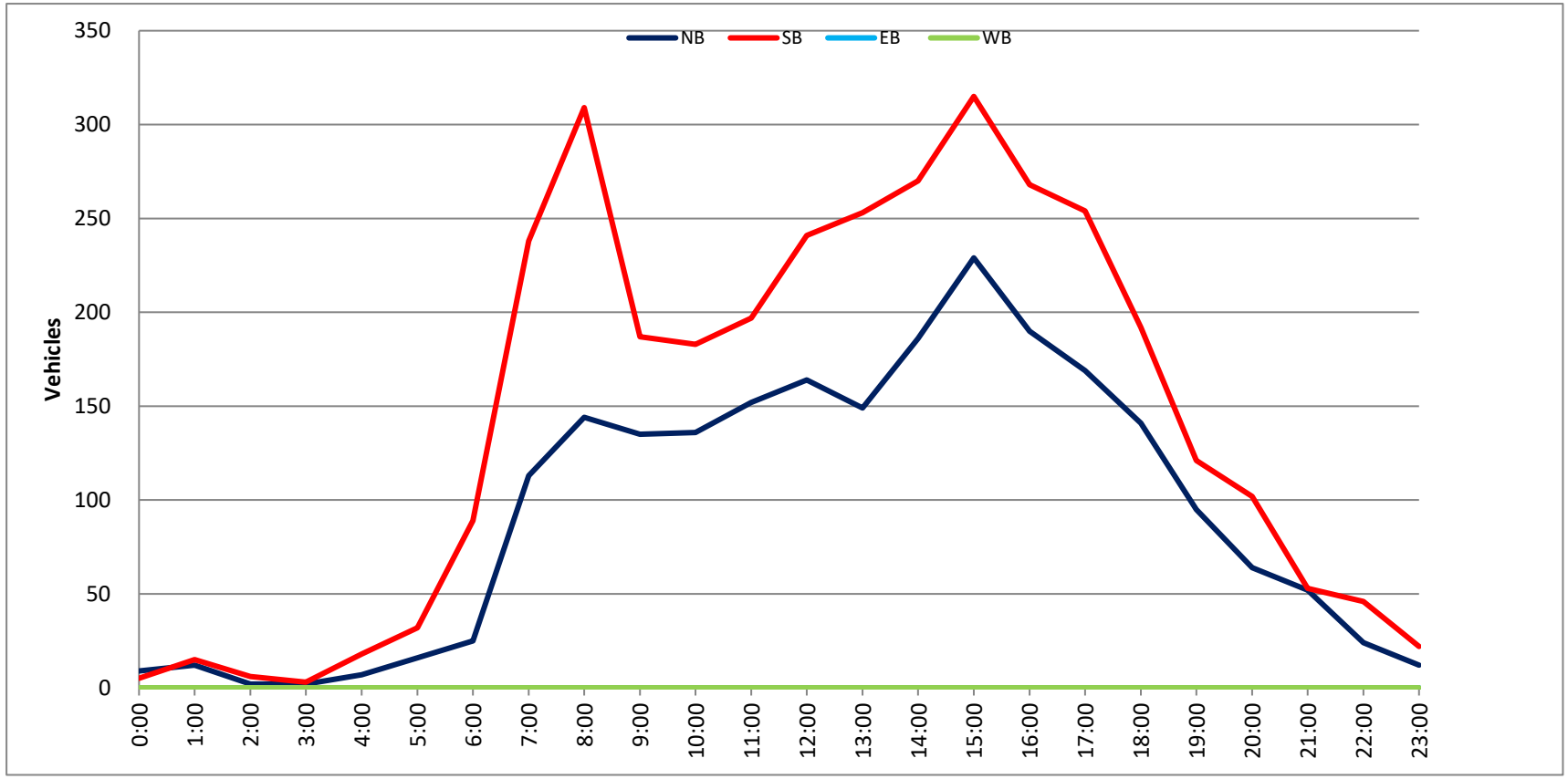

Prepared by National Data & Surveying Services

SPEED

W Alameda Ave Bet. N Lamer St & S Parish Pl

Day: Tuesday
Date: 1/18/2022

City: Burbank
Project #: CA22_020022_008e

East Bound

Time	< 15	15 - 19	20 - 24	25 - 29	30 - 34	35 - 39	40 - 44	45 - 49	50 - 54	55 - 59	60 - 64	65 - 69	70 +	Total
00:00 AM	0	0	0	1	4	8	5	2	0	0	0	0	0	20
00:15	0	0	0	0	2	4	2	1	0	0	0	0	0	9
00:30	0	0	0	0	1	3	2	2	0	0	0	0	0	8
00:45	0	0	0	0	1	7	3	1	0	0	0	0	0	12
01:00	0	0	0	0	0	2	3	0	0	0	0	0	0	5
01:15	0	0	0	0	0	0	4	1	0	0	0	0	0	5
01:30	0	0	0	0	1	1	1	0	0	0	0	0	0	3
01:45	0	0	0	0	2	4	0	1	0	0	0	0	0	7
02:00	0	0	0	0	1	2	1	0	0	0	0	0	0	4
02:15	0	0	0	0	2	3	2	1	0	0	0	0	0	8
02:30	0	0	0	0	1	2	1	0	0	0	0	0	0	4
02:45	0	0	0	0	0	4	2	1	0	0	0	0	0	7
03:00	0	0	0	0	0	4	3	1	0	0	0	0	0	8
03:15	0	0	0	0	2	2	1	0	0	0	0	0	0	5
03:30	0	0	0	0	0	2	2	0	0	0	0	0	0	4
03:45	0	0	0	0	0	3	2	1	0	0	0	0	0	6
04:00	0	0	0	0	1	2	1	0	0	0	0	0	0	4
04:15	0	0	0	0	2	3	2	0	0	0	0	0	0	7
04:30	0	0	0	0	2	5	4	1	0	0	0	0	0	12
04:45	0	0	0	1	3	6	4	1	0	0	0	0	0	15
05:00	0	0	0	0	1	3	2	2	0	0	0	0	0	8
05:15	0	0	0	2	4	8	5	3	0	0	0	0	0	22
05:30	0	0	0	2	3	8	5	0	0	0	0	0	0	18
05:45	0	0	0	0	5	11	8	0	0	0	0	0	0	24
06:00	0	0	0	1	6	13	9	3	1	0	0	0	0	33
06:15	0	0	0	1	6	12	8	3	0	0	0	0	0	30
06:30	0	0	1	2	10	22	15	5	2	0	0	0	0	57
06:45	0	0	1	2	12	26	18	5	0	0	0	0	0	64
07:00	0	0	0	2	9	20	14	4	1	0	0	0	0	50
07:15	0	0	2	3	15	33	22	7	1	0	0	0	0	83
07:30	0	0	0	4	24	52	35	11	0	0	0	0	0	126
07:45	0	0	1	5	30	65	44	14	2	0	0	0	0	161
08:00	0	0	1	5	25	54	37	11	1	0	0	0	0	134
08:15	0	0	0	8	22	48	32	10	2	0	0	0	0	122
08:30	0	0	1	1	23	50	34	10	0	0	0	0	0	119
08:45	0	0	3	1	28	62	42	13	0	0	0	0	0	149
09:00	0	0	1	6	24	52	35	11	2	0	0	0	0	131
09:15	0	0	0	0	21	47	32	10	1	0	0	0	0	111
09:30	0	0	0	2	21	46	31	10	0	0	0	0	0	110
09:45	0	0	2	5	23	50	34	10	1	0	0	0	0	125
10:00	0	0	0	4	25	56	38	14	1	0	0	0	0	138
10:15	0	0	2	10	25	55	37	8	1	0	0	0	0	138
10:30	0	0	1	0	24	52	35	8	2	0	0	0	0	122
10:45	0	0	2	5	27	60	41	10	0	0	0	0	0	145
11:00	0	0	0	5	27	59	40	9	3	0	0	0	0	143
11:15	0	0	1	6	25	56	38	11	2	0	0	0	0	139
11:30	0	0	2	0	27	58	39	9	0	0	0	0	0	135
11:45	1	1	1	1	20	55	41	15	0	0	0	0	0	135
12:00 PM	1	0	4	6	28	69	61	9	0	0	0	0	0	178
12:15	0	0	0	7	18	67	67	16	2	0	0	0	0	177
12:30	0	0	3	3	18	53	60	18	2	0	0	0	0	157
12:45	0	1	2	4	21	58	56	24	6	0	0	0	0	172
13:00	0	0	3	12	22	72	52	14	2	0	0	0	0	177
13:15	0	0	2	5	25	71	47	17	0	1	0	0	0	168
13:30	0	0	2	11	23	66	37	10	2	0	0	0	0	151
13:45	0	1	0	6	36	73	62	17	2	0	0	0	0	197
14:00	0	0	2	7	38	76	45	11	1	0	0	0	0	180
14:15	0	1	0	7	40	74	52	15	7	1	0	0	0	197
14:30	0	0	0	6	59	97	36	9	3	0	0	0	0	210
14:45	1	1	3	13	50	85	71	15	4	0	0	0	0	243
15:00	0	0	0	12	71	86	54	9	1	0	0	0	0	233
15:15	0	0	3	6	40	105	58	22	3	1	0	0	0	238
15:30	1	0	6	13	48	84	46	14	3	0	0	0	0	215
15:45	1	2	1	4	50	103	68	8	0	0	0	0	0	237
16:00	1	2	0	5	40	72	55	7	1	0	0	0	0	183
16:15	0	0	3	9	28	71	36	8	2	0	0	0	0	157
16:30	0	0	3	10	65	84	32	8	0	1	0	0	0	203
16:45	0	0	2	5	61	95	44	19	1	0	0	0	0	227
17:00	0	0	1	17	63	114	47	10	1	0	0	0	0	253
17:15	0	0	4	5	62	114	63	18	2	0	1	0	0	269
17:30	0	0	1	4	57	124	63	7	1	0	0	0	0	257
17:45	1	0	2	2	43	97	51	11	0	0	0	0	0	207
18:00	0	0	2	12	50	98	35	15	2	0	0	0	0	214
18:15	0	0	0	3	17	86	33	15	0	0	0	0	0	154
18:30	0	0	0	1	36	90	34	16	4	0	0	0	0	181
18:45	0	0	2	1	17	83	31	15	3	1	0	0	0	153
19:00	0	0	0	4	20	61	57	8	2	0	0	0	0	152
19:15	0	0	2	2	13	44	45	9	4	0	0	0	0	119
19:30	1	1	0	1	16	40	35	14	0	0	0	0	0	108
19:45	0	0	1	0	16	23	33	19	3	0	0	0	0	95
20:00	0	0	1	1	13	44	23	4	4	0	0	0	0	90
20:15	1	1	3	2	10	24	27	13	2	1	0	0	0	84
20:30	0	0	0	2	5	31	21	7	2	0	0	0	0	68
20:45	0	0	0	1	6	18	20	7	6	1	0	0	0	59
21:00	1	1	0	0	6	10	31	13	2	0	0	0	0	64
21:15	0	0	0	0	9	15	26	8	0	1	0	0	0	59
21:30	0	0	1	1	4	18	24	18	4	0	0	0	0	70
21:45	0	0	0	0	4	8	23	4	0	0	0	0	0	39
22:00	0	0	1	0	1	8	14	9	2	0	0	0	0	35
22:15	0	0	0	1	0	12	15	9	4	2	1	0	0	44
22:30	0	0	0	2	2	5	13	7	1	0	0	0	0	30
22:45	0	0	0	0	0	3	15	13	2	1	0	0	0	34
23:00	0	0	1	0	2	7	6	7	2	0	0	0	0	25
23:15	0	0	0	0	1	5	9	6	6	1	0	0	0	28
23:30	0	0	0	0	2	2	7	7	0	0	0	0	0	18
23:45	0	1	2	0	1	3	13	2	2	2	0	0	0	26
Totals	10	13	85	298	1794	3948	2669	801	126	14	2			9760
% of Totals	0%	0%	1%	3%	18%	40%	27%	8%	1%	0%	0%			100%

AM Volumes	1	1	22	85	537	1200	816	240	23	0	0	0	0	2925
% AM	0%	0%	0%	1%	6%	12%	8%	2%	0%					30%
AM Peak Hour	11:15	11:00	11:15	07:30	10:45	11:30	11:45	11:45	10:30					11:45
Volume	2	1	8	22	106	249	229	58	7					647
PM Volumes	9	12	63	213	1257	2748	1853	561	103	14	2	0	0	6835
% PM	0%	0%	1%	2%	13%	28%	19%	6%	1%	0%	0%			70%
PM Peak Hour	15:15	15:15	14:45	14:45	16:30	17:00	12:00	12:30	14:00	22:00	16:30			16:45
Volume	3	4	12	44	251	449	244	73	15	3	1			1006

Directional Peak Periods	AM 7-9			NOON 12-2			PM 4-6			Off Peak Volumes		
All Classes	Volume	⟷	%	Volume	⟷	%	Volume	⟷	%	Volume	⟷	%
	944		10%	1377		14%	1756		18%	5683		58%

Street Name	Direction	Percentiles					
		15th	50th	Average	85th	95th	ADT
W Alameda Ave	East Bound	33	38	39	44	48	9760
W Alameda Ave	West Bound	31	38	37	44	48	8738

Prepared by National Data & Surveying Services

SPEED

W Alameda Ave Bet. N Lamer St & S Parish Pl

Day: Tuesday
Date: 1/18/2022

City: Burbank
Project #: CA22_020022_008w

West Bound

Time	< 15	15 - 19	20 - 24	25 - 29	30 - 34	35 - 39	40 - 44	45 - 49	50 - 54	55 - 59	60 - 64	65 - 69	70 +	Total
00:00 AM	0	0	0	2	2	6	5	2	1	0	0	0	0	18
00:15	0	0	0	0	3	2	4	1	0	0	0	0	0	10
00:30	0	0	0	0	3	3	3	0	0	0	0	0	0	9
00:45	0	0	0	0	1	3	4	0	0	0	0	0	0	8
01:00	0	0	0	0	0	2	0	1	0	0	0	0	0	3
01:15	0	0	0	0	3	1	1	0	0	0	0	0	0	5
01:30	0	0	0	0	0	0	3	1	0	0	0	0	0	4
01:45	0	0	1	1	0	1	0	2	0	0	0	0	0	5
02:00	0	0	0	0	2	2	0	1	2	0	0	0	0	7
02:15	0	0	0	0	0	2	0	0	0	0	0	0	0	2
02:30	0	0	0	0	1	0	1	0	0	0	0	0	0	2
02:45	0	0	0	1	0	0	0	2	1	0	0	0	0	4
03:00	0	0	1	0	3	0	2	2	0	0	0	0	0	8
03:15	0	0	1	0	1	2	0	1	0	0	0	0	0	5
03:30	0	0	0	1	0	4	2	0	0	0	0	0	0	7
03:45	0	1	0	0	3	3	2	3	0	0	0	0	0	12
04:00	0	0	0	1	0	5	1	1	0	0	0	0	0	8
04:15	0	0	0	1	1	2	2	2	0	0	0	0	0	8
04:30	0	0	0	0	1	6	1	1	0	0	0	0	0	9
04:45	0	0	0	0	0	3	1	0	1	0	0	0	0	5
05:00	0	0	0	0	1	3	2	3	1	0	0	0	0	10
05:15	0	0	0	0	2	10	5	4	0	0	0	0	0	21
05:30	0	0	0	2	2	10	12	5	2	0	0	0	0	33
05:45	0	0	0	0	2	13	13	8	2	2	1	0	0	41
06:00	0	1	1	1	5	13	11	11	0	1	0	0	0	44
06:15	0	0	0	2	4	21	13	14	4	0	0	0	0	58
06:30	1	1	2	3	3	25	19	8	4	1	0	0	0	67
06:45	0	0	1	3	6	28	28	13	2	0	0	0	0	81
07:00	0	0	3	5	15	32	32	7	4	0	0	0	0	98
07:15	0	1	0	4	14	51	23	10	1	0	0	0	0	104
07:30	2	1	1	8	34	64	45	15	1	1	0	0	0	172
07:45	4	6	5	16	56	78	48	10	0	0	1	0	0	224
08:00	0	0	3	2	29	63	51	17	5	2	0	0	0	172
08:15	0	1	7	22	32	56	49	6	2	0	0	0	0	175
08:30	0	2	4	8	30	58	36	12	2	2	0	0	0	154
08:45	0	0	5	6	29	65	42	7	4	1	0	0	0	159
09:00	0	1	3	5	14	61	40	8	1	2	0	0	0	135
09:15	1	0	3	16	23	68	37	8	0	0	0	0	0	156
09:30	1	1	4	8	27	49	32	10	1	0	0	0	0	133
09:45	3	0	4	8	26	47	31	9	2	0	0	0	0	130
10:00	2	0	3	7	24	43	28	9	1	0	0	0	0	117
10:15	0	2	0	8	27	48	31	10	2	0	0	0	0	128
10:30	1	2	6	9	29	52	34	10	7	0	0	0	0	150
10:45	1	0	5	8	26	47	31	9	1	0	0	0	0	128
11:00	0	0	1	9	30	53	35	11	1	0	0	0	0	140
11:15	0	0	5	10	34	61	40	12	3	0	0	0	0	165
11:30	1	0	4	9	30	55	36	11	2	1	0	0	0	149
11:45	0	6	5	7	28	53	27	9	1	0	0	0	0	136
12:00 PM	1	1	8	14	43	62	41	13	2	0	0	0	0	185
12:15	0	0	8	24	42	54	40	10	2	0	0	0	0	180
12:30	0	1	6	7	51	60	39	9	0	0	0	0	0	173
12:45	0	0	4	10	37	62	42	10	0	0	0	0	0	165
13:00	0	4	9	10	31	56	29	10	2	1	0	0	0	152
13:15	2	1	6	20	47	55	27	9	0	0	0	0	0	167
13:30	2	3	12	12	31	60	36	8	4	0	0	0	0	168
13:45	0	0	2	6	21	57	44	15	2	0	1	0	0	148
14:00	1	2	4	19	48	58	40	9	1	0	0	0	0	182
14:15	0	3	8	18	41	66	40	4	1	1	0	0	0	182
14:30	1	2	2	11	41	57	36	6	3	1	0	0	0	160
14:45	0	3	3	8	32	44	38	14	5	0	0	0	0	147
15:00	2	2	6	9	70	75	37	7	1	0	1	0	0	210
15:15	0	1	6	7	29	67	37	11	2	0	0	0	0	160
15:30	0	6	9	13	31	48	28	6	0	0	0	0	0	141
15:45	0	7	5	8	44	55	20	8	2	0	0	0	0	149
16:00	0	4	1	9	25	62	40	8	1	1	0	0	0	151
16:15	0	5	4	13	40	55	25	7	3	0	0	0	0	152
16:30	1	3	4	11	57	68	25	8	1	0	0	0	0	178
16:45	2	2	4	8	33	51	34	13	0	1	0	0	0	148
17:00	0	3	5	11	42	52	41	6	1	0	0	0	0	161
17:15	0	1	1	7	24	56	43	6	4	0	0	0	0	142
17:30	1	1	4	6	39	55	30	8	1	0	0	0	0	145
17:45	0	2	7	10	28	34	25	6	0	0	0	0	0	112
18:00	1	0	3	6	28	54	22	2	3	0	0	0	0	119
18:15	1	0	4	7	21	42	23	4	1	0	0	0	0	103
18:30	0	2	1	10	25	42	30	6	2	0	0	0	0	118
18:45	2	3	2	5	15	42	27	7	1	0	0	0	0	104
19:00	1	0	4	4	19	41	32	7	0	0	0	0	0	108
19:15	0	2	0	2	13	44	19	5	1	0	0	0	0	86
19:30	0	1	2	4	15	32	20	8	0	1	0	0	0	83
19:45	1	1	1	1	6	29	17	6	0	2	0	0	0	64
20:00	0	2	2	0	18	25	24	8	3	0	0	0	0	82
20:15	0	0	0	8	12	24	14	6	1	0	0	0	0	65
20:30	0	1	1	4	9	27	22	3	1	1	0	0	0	69
20:45	0	0	1	1	9	27	13	9	0	0	1	0	0	61
21:00	0	0	0	4	14	20	17	5	1	3	0	0	0	64
21:15	0	1	0	0	6	23	14	4	2	0	0	0	0	50
21:30	0	1	0	2	6	15	9	9	1	0	0	0	0	43
21:45	0	0	0	1	4	13	13	5	3	0	0	0	0	39
22:00	0	1	0	2	2	11	11	9	0	0	0	0	0	36
22:15	0	0	1	0	2	4	7	7	2	1	0	0	0	24
22:30	0	0	0	0	3	9	11	2	1	0	0	0	0	26
22:45	0	1	0	1	4	8	9	11	0	1	0	0	0	35
23:00	0	0	0	2	2	5	7	6	0	0	0	0	0	22
23:15	0	0	0	0	0	6	6	3	4	1	0	0	0	20
23:30	0	0	1	0	1	4	12	3	0	0	0	0	0	21
23:45	0	0	0	0	1	8	5	5	0	0	0	0	0	19
Totals	36	99	223	528	1768	3198	2084	637	126	28	5			8735
% of Totals	0%	1%	3%	6%	20%	37%	24%	7%	1%	0%	0%			100%

AM Volumes	17	26	78	193	606	1274	863	286	61	13	2	0	0	3419
% AM	0%	0%	1%	2%	7%	15%	10%	3%	1%	0%	0%			39%
AM Peak Hour	09:15	07:45	11:45	11:30	11:45	07:30	07:30	07:15	06:15	08:00	05:00			07:30
Volume	7	9	27	54	164	261	193	52	14	5	1			743
PM Volumes	19	73	151	335	1162	1924	1221	351	65	15	3	0	0	5319
% PM	0%	1%	2%	4%	13%	22%	14%	4%	1%	0%	0%			61%
PM Peak Hour	13:15	15:30	12:45	13:15	14:15	15:00	12:00	12:00	14:30	20:15	13:00			12:00
Volume	5	22	31	57	184	245	162	42	11	4	1			703

Directional Peak Periods	AM 7-9			NOON 12-2			PM 4-6			Off Peak Volumes		
All Classes	Volume	⟷	%	Volume	⟷	%	Volume	⟷	%	Volume	⟷	%
	1258		14%	1338		15%	1189		14%	4953		57%

Street Name	Direction	Percentiles					
		15th	50th	Average	85th	95th	ADT
W Alameda Ave	East Bound	33	38	39	44	48	9760
W Alameda Ave	West Bound	31	38	37	44	48	8738

Prepared by National Data & Surveying Services

SPEED

W Alameda Ave Bet. N Lamer St & S Parish Pl

Day: Tuesday
Date: 1/18/2022

City: Burbank
Project #: CA22_020022_008

Summary

Time	< 15	15 - 19	20 - 24	25 - 29	30 - 34	35 - 39	40 - 44	45 - 49	50 - 54	55 - 59	60 - 64	65 - 69	70 +	Total
00:00 AM	0	0	0	3	6	14	10	4	1	0	0	0	0	38
00:15	0	0	0	0	5	6	6	2	0	0	0	0	0	19
00:30	0	0	0	0	4	6	5	2	0	0	0	0	0	17
00:45	0	0	0	0	2	10	7	1	0	0	0	0	0	20
01:00	0	0	0	0	0	4	3	1	0	0	0	0	0	8
01:15	0	0	0	0	3	1	5	1	0	0	0	0	0	10
01:30	0	0	0	0	1	1	4	1	0	0	0	0	0	7
01:45	0	0	1	1	2	5	0	3	0	0	0	0	0	12
02:00	0	0	0	0	3	4	1	1	2	0	0	0	0	11
02:15	0	0	0	0	2	5	2	1	0	0	0	0	0	10
02:30	0	0	0	0	2	2	2	0	0	0	0	0	0	6
02:45	0	0	0	1	0	4	2	3	1	0	0	0	0	11
03:00	0	0	1	0	3	4	5	3	0	0	0	0	0	16
03:15	0	0	1	0	3	4	1	1	0	0	0	0	0	10
03:30	0	0	0	1	0	6	4	0	0	0	0	0	0	11
03:45	0	1	0	0	3	6	4	4	0	0	0	0	0	18
04:00	0	0	0	1	1	7	2	1	0	0	0	0	0	12
04:15	0	0	0	1	3	5	4	2	0	0	0	0	0	15
04:30	0	0	0	0	3	11	5	2	0	0	0	0	0	21
04:45	0	0	0	1	3	9	5	1	1	0	0	0	0	20
05:00	0	0	0	0	2	6	4	5	1	0	0	0	0	18
05:15	0	0	0	2	6	18	10	7	0	0	0	0	0	43
05:30	0	0	0	4	5	18	17	5	2	0	0	0	0	51
05:45	0	0	0	0	7	24	21	8	2	2	1	0	0	65
06:00	0	1	1	2	11	26	20	14	1	1	0	0	0	77
06:15	0	0	0	3	10	33	21	17	4	0	0	0	0	88
06:30	1	1	3	5	13	47	34	13	6	1	0	0	0	124
06:45	0	0	2	5	18	54	46	18	2	0	0	0	0	145
07:00	0	0	3	7	24	52	46	11	5	0	0	0	0	148
07:15	0	1	2	7	29	84	45	17	2	0	0	0	0	187
07:30	2	1	1	12	58	116	80	26	1	1	0	0	0	298
07:45	4	6	6	21	86	143	92	24	2	0	1	0	0	385
08:00	0	0	4	7	54	117	88	28	6	2	0	0	0	306
08:15	0	1	7	30	54	104	81	16	4	0	0	0	0	297
08:30	0	2	5	9	53	108	70	22	2	2	0	0	0	273
08:45	0	0	8	7	57	127	84	20	4	1	0	0	0	308
09:00	0	1	4	11	38	113	75	19	3	2	0	0	0	266
09:15	1	0	3	16	44	115	69	18	1	0	0	0	0	267
09:30	1	1	4	10	48	95	63	20	1	0	0	0	0	243
09:45	3	0	6	13	49	97	65	19	3	0	0	0	0	255
10:00	2	0	3	11	49	99	66	23	2	0	0	0	0	255
10:15	0	2	2	18	52	103	68	18	3	0	0	0	0	266
10:30	1	2	7	9	53	104	69	18	9	0	0	0	0	272
10:45	1	0	7	13	53	107	72	19	1	0	0	0	0	273
11:00	0	0	1	14	57	112	75	20	4	0	0	0	0	283
11:15	0	0	6	16	59	117	78	23	5	0	0	0	0	304
11:30	1	0	6	9	57	113	75	20	2	1	0	0	0	284
11:45	1	7	6	8	48	108	68	24	1	0	0	0	0	271
12:00 PM	2	1	12	20	71	131	102	22	2	0	0	0	0	363
12:15	0	0	8	31	60	121	107	26	4	0	0	0	0	357
12:30	0	1	9	10	69	113	99	27	2	0	0	0	0	330
12:45	0	1	6	14	58	120	98	34	6	0	0	0	0	337
13:00	0	4	12	22	53	128	81	24	4	1	0	0	0	329
13:15	2	1	8	25	72	126	74	26	0	1	0	0	0	335
13:30	2	3	14	23	54	126	73	18	6	0	0	0	0	319
13:45	0	1	2	12	57	130	106	32	4	0	1	0	0	345
14:00	1	2	6	26	86	134	85	20	2	0	0	0	0	362
14:15	0	4	8	25	81	140	92	19	8	2	0	0	0	379
14:30	1	2	2	17	100	154	72	15	6	1	0	0	0	370
14:45	1	4	6	21	82	129	109	29	9	0	0	0	0	390
15:00	2	2	6	21	141	161	91	16	2	0	1	0	0	443
15:15	0	1	9	13	69	172	95	33	5	1	0	0	0	398
15:30	1	6	15	26	79	132	74	20	3	0	0	0	0	356
15:45	1	9	6	12	94	158	88	16	2	0	0	0	0	386
16:00	1	6	1	14	65	134	95	15	2	1	0	0	0	334
16:15	0	5	7	22	68	126	61	15	5	0	0	0	0	309
16:30	1	3	7	21	122	152	57	16	1	1	0	0	0	381
16:45	2	2	6	13	94	146	78	32	1	1	0	0	0	375
17:00	0	3	6	28	105	166	88	16	2	0	0	0	0	414
17:15	0	1	5	12	86	170	106	24	6	0	1	0	0	411
17:30	1	1	5	10	96	179	93	15	2	0	0	0	0	402
17:45	1	2	9	12	71	131	76	17	0	0	0	0	0	319
18:00	1	0	5	18	78	152	57	17	5	0	0	0	0	333
18:15	1	0	4	10	38	128	56	19	1	0	0	0	0	257
18:30	0	2	1	11	61	132	64	22	6	0	0	0	0	299
18:45	2	3	4	6	32	125	58	22	4	1	0	0	0	257
19:00	1	0	4	8	39	102	89	15	2	0	0	0	0	260
19:15	0	2	2	4	26	88	64	14	5	0	0	0	0	205
19:30	1	2	2	5	31	72	55	22	0	1	0	0	0	191
19:45	1	1	2	1	22	52	50	25	3	2	0	0	0	159
20:00	0	2	3	1	31	69	47	12	7	0	0	0	0	172
20:15	1	1	3	10	22	48	41	19	3	1	0	0	0	149
20:30	0	1	1	6	14	58	43	10	3	1	0	0	0	137
20:45	0	0	1	2	15	45	33	16	6	1	1	0	0	120
21:00	1	1	0	4	20	30	48	18	3	3	0	0	0	128
21:15	0	1	0	0	15	38	40	12	2	1	0	0	0	109
21:30	0	1	1	3	10	33	33	27	5	0	0	0	0	113
21:45	0	0	0	1	8	21	36	9	3	0	0	0	0	78
22:00	0	1	1	2	3	19	25	18	2	0	0	0	0	71
22:15	0	0	1	1	2	16	22	16	6	3	1	0	0	68
22:30	0	0	0	2	5	14	24	9	2	0	0	0	0	56
22:45	0	1	0	1	4	11	24	24	2	2	0	0	0	69
23:00	0	0	1	2	4	12	13	13	2	0	0	0	0	47
23:15	0	0	0	0	1	11	15	9	10	2	0	0	0	48
23:30	0	0	1	0	3	6	19	10	0	0	0	0	0	39
23:45	0	1	2	0	2	11	18	7	2	2	0	0	0	45
Totals	46	112	314	826	3562	7146	4753	1438	252	42	7			18498
% of Totals	0%	1%	2%	4%	19%	39%	26%	8%	1%	0%	0%			100%

AM Volumes	18	27	100	278	1143	2474	1679	526	84	13	2	0	0	6344
% AM	0%	0%	1%	2%	6%	13%	9%	3%	0%	0%	0%			34%
AM Peak Hour	09:15	07:45	11:45	07:30	07:30	07:30	11:45	11:45	10:30	08:00	05:00			11:45
Volume	7	9	35	70	252	480	376	99	19	5	1			1321
PM Volumes	28	85	214	548	2419	4672	3074	912	168	29	5	0	0	12154
% PM	0%	0%	1%	3%	13%	25%	17%	5%	1%	0%	0%			66%
PM Peak Hour	13:15	15:30	12:45	14:00	16:30	16:45	12:00	12:15	14:00	20:15	13:00			16:45
Volume	5	26	40	89	407	661	406	111	25	6	1			1602

Directional Peak Periods	AM 7-9			NOON 12-2			PM 4-6			Off Peak Volumes		
All Classes	Volume	⟷	%	Volume	⟷	%	Volume	⟷	%	Volume	⟷	%
	2202		12%	2715		15%	2945		16%	10636		57%

Street Name	Direction	Percentiles					
		15th	50th	Average	85th	95th	ADT
W Alameda Ave	Summary	32	38	38	44	48	18498

Prepared by National Data & Surveying Services

SPEED

W Alameda Ave Bet. N Lamer St & S Parish Pl

Day: Tuesday
Date: 1/18/2022

City: Burbank
Project #: CA22_020022_008e

East Bound

Time	< 15	15 - 19	20 - 24	25 - 29	30 - 34	35 - 39	40 - 44	45 - 49	50 - 54	55 - 59	60 - 64	65 - 69	70 +	Total
00:00 AM	0	0	0	1	8	22	12	6	0	0	0	0	0	**49**
01:00	0	0	0	0	3	7	8	2	0	0	0	0	0	**20**
02:00	0	0	0	0	4	11	6	2	0	0	0	0	0	**23**
03:00	0	0	0	0	2	11	8	2	0	0	0	0	0	**23**
04:00	0	0	0	1	8	16	11	2	0	0	0	0	0	**38**
05:00	0	0	0	4	13	30	20	5	0	0	0	0	0	**72**
06:00	0	0	2	6	34	73	50	16	3	0	0	0	0	**184**
07:00	0	0	3	14	78	170	115	36	4	0	0	0	0	**420**
08:00	0	0	5	15	98	214	145	44	3	0	0	0	0	**524**
09:00	0	0	3	13	89	195	132	41	4	0	0	0	0	**477**
10:00	0	0	5	19	101	223	151	40	4	0	0	0	0	**543**
11:00	1	1	4	12	99	228	158	44	5	0	0	0	0	**552**
12:00 PM	1	1	9	20	85	247	244	67	10	0	0	0	0	**684**
13:00	0	1	7	34	106	282	198	58	6	1	0	0	0	**693**
14:00	1	2	5	33	187	332	204	50	15	1	0	0	0	**830**
15:00	2	2	10	35	209	378	226	53	7	1	0	0	0	**923**
16:00	1	2	8	29	194	322	167	42	4	1	0	0	0	**770**
17:00	1	0	8	28	225	449	224	46	4	0	1	0	0	**986**
18:00	0	0	4	17	120	357	133	61	9	1	0	0	0	**702**
19:00	1	1	3	7	65	168	170	50	9	0	0	0	0	**474**
20:00	1	1	4	6	34	117	91	31	14	2	0	0	0	**301**
21:00	1	1	1	1	23	51	104	43	6	1	0	0	0	**232**
22:00	0	0	1	3	3	28	57	38	9	3	1	0	0	**143**
23:00	0	1	3	0	6	17	35	22	10	3	0	0	0	**97**
Totals	**10**	**13**	**85**	**298**	**1794**	**3948**	**2669**	**801**	**126**	**14**	**2**			**9760**
% of Totals	0%	0%	1%	3%	18%	40%	27%	8%	1%	0%	0%			100%

AM Volumes	1	1	22	85	537	1200	816	240	23	0	0	0	0	2925
% AM	0%	0%	0%	1%	6%	12%	8%	2%	0%					30%
AM Peak Hour	11:00	11:00	08:00	10:00	10:00	11:00	11:00	08:00	11:00					11:00
Volume	1	1	5	19	101	228	158	44	5					552
PM Volumes	9	12	63	213	1257	2748	1853	561	103	14	2	0	0	6835
% PM	0%	0%	1%	2%	13%	28%	19%	6%	1%	0%	0%			70%
PM Peak Hour	15:00	14:00	15:00	15:00	17:00	17:00	12:00	12:00	14:00	22:00	17:00			17:00
Volume	2	2	10	35	225	449	244	67	15	3	1			986

Directional Peak Periods	**AM 7-9**			**NOON 12-2**			**PM 4-6**			**Off Peak Volumes**		
All Speeds	Volume		%	Volume		%	Volume		%	Volume		%
	944	↔	10%	1377	↔	14%	1756	↔	18%	5683	↔	58%

Street Name	Direction	Percentiles					
		15th	50th	Average	85th	95th	ADT
W Alameda Ave	East Bound	33	38	39	44	48	9760
W Alameda Ave	West Bound	31	38	37	44	48	8738

Prepared by National Data & Surveying Services

SPEED

W Alameda Ave Bet. N Lamer St & S Parish Pl

Day: Tuesday
Date: 1/18/2022

City: Burbank
Project #: CA22_020022_008w

West Bound

Time	< 15	15 - 19	20 - 24	25 - 29	30 - 34	35 - 39	40 - 44	45 - 49	50 - 54	55 - 59	60 - 64	65 - 69	70 +	Total
00:00 AM	0	0	0	2	9	14	16	3	1	0	0	0	0	**45**
01:00	0	0	1	1	3	4	4	4	0	0	0	0	0	**17**
02:00	0	0	0	1	3	4	1	3	3	0	0	0	0	**15**
03:00	0	1	2	1	7	9	6	6	0	0	0	0	0	**32**
04:00	0	0	0	2	2	16	5	4	1	0	0	0	0	**30**
05:00	0	0	0	2	7	36	32	20	5	2	1	0	0	**105**
06:00	1	2	4	9	18	87	71	46	10	2	0	0	0	**250**
07:00	6	8	9	33	119	225	148	42	6	1	1	0	0	**598**
08:00	0	3	19	38	120	242	178	42	13	5	0	0	0	**660**
09:00	5	2	14	37	90	225	140	35	4	2	0	0	0	**554**
10:00	4	4	14	32	106	190	124	38	11	0	0	0	0	**523**
11:00	1	6	15	35	122	222	138	43	7	1	0	0	0	**590**
12:00 PM	1	2	26	55	173	238	162	42	4	0	0	0	0	**703**
13:00	4	8	29	48	130	228	136	42	8	1	1	0	0	**635**
14:00	2	10	17	56	162	225	154	33	10	2	0	0	0	**671**
15:00	2	16	26	37	174	245	122	32	5	0	1	0	0	**660**
16:00	3	14	13	41	155	236	124	36	5	2	0	0	0	**629**
17:00	1	7	17	34	133	197	139	26	6	0	0	0	0	**560**
18:00	4	5	10	28	89	180	102	19	7	0	0	0	0	**444**
19:00	2	4	7	11	53	146	88	26	1	3	0	0	0	**341**
20:00	0	3	4	13	48	103	73	26	5	1	1	0	0	**277**
21:00	0	2	0	7	30	71	53	23	7	3	0	0	0	**196**
22:00	0	2	1	3	11	32	38	29	3	2	0	0	0	**121**
23:00	0	0	1	2	4	23	30	17	4	1	0	0	0	**82**
Totals	**36**	**99**	**229**	**528**	**1768**	**3198**	**2084**	**637**	**126**	**28**	**5**			**8738**
% of Totals	0%	1%	3%	6%	20%	37%	24%	7%	1%	0%	0%			100%

AM Volumes	17	26	78	193	606	1274	863	286	61	13	2	0	0	3419
% AM	0%	0%	1%	2%	7%	15%	10%	3%	1%	0%	0%			39%
AM Peak Hour	07:00	07:00	08:00	08:00	11:00	08:00	08:00	06:00	08:00	08:00	05:00			08:00
Volume	6	8	19	38	122	242	178	46	13	5	1			660
PM Volumes	19	73	151	335	1162	1924	1221	351	65	15	3	0	0	5319
% PM	0%	1%	2%	4%	13%	22%	14%	4%	1%	0%	0%			61%
PM Peak Hour	13:00	15:00	13:00	14:00	15:00	15:00	12:00	12:00	14:00	19:00	13:00			12:00
Volume	4	16	29	56	174	245	162	42	10	3	1			703

Directional Peak Periods	**AM 7-9**			**NOON 12-2**			**PM 4-6**			**Off Peak Volumes**		
All Speeds	Volume		%	Volume		%	Volume		%	Volume		%
	1258	↔	14%	1338	↔	15%	1189	↔	14%	4953	↔	57%

Street Name	Direction	Percentiles					
		15th	50th	Average	85th	95th	ADT
W Alameda Ave	East Bound	33	38	39	44	48	9760
W Alameda Ave	West Bound	31	38	37	44	48	8738

Prepared by National Data & Surveying Services

SPEED

W Alameda Ave Bet. N Lamer St & S Parish Pl

Day: Tuesday
Date: 1/18/2022

City: Burbank
Project #: CA22_020022_008

Summary

Time	< 15	15 - 19	20 - 24	25 - 29	30 - 34	35 - 39	40 - 44	45 - 49	50 - 54	55 - 59	60 - 64	65 - 69	70 +	Total
00:00 AM	0	0	0	3	17	36	28	9	1	0	0	0	0	**94**
01:00	0	0	1	1	6	11	12	6	0	0	0	0	0	**37**
02:00	0	0	0	1	7	15	7	5	3	0	0	0	0	**38**
03:00	0	1	2	1	9	20	14	8	0	0	0	0	0	**55**
04:00	0	0	0	3	10	32	16	6	1	0	0	0	0	**68**
05:00	0	0	0	6	20	66	52	25	5	2	1	0	0	**177**
06:00	1	2	6	15	52	160	121	62	13	2	0	0	0	**434**
07:00	6	8	12	47	197	395	263	78	10	1	1	0	0	**1018**
08:00	0	3	24	53	218	456	323	86	16	5	0	0	0	**1184**
09:00	5	2	17	50	179	420	272	76	8	2	0	0	0	**1031**
10:00	4	4	19	51	207	413	275	78	15	0	0	0	0	**1066**
11:00	2	7	19	47	221	450	296	87	12	1	0	0	0	**1142**
12:00 PM	2	3	35	75	258	485	406	109	14	0	0	0	0	**1387**
13:00	4	9	36	82	236	510	334	100	14	2	1	0	0	**1328**
14:00	3	12	22	89	349	557	358	83	25	3	0	0	0	**1501**
15:00	4	18	36	72	383	623	348	85	12	1	1	0	0	**1583**
16:00	4	16	21	70	349	558	291	78	9	3	0	0	0	**1399**
17:00	2	7	25	62	358	646	363	72	10	0	1	0	0	**1546**
18:00	4	5	14	45	209	537	235	80	16	1	0	0	0	**1146**
19:00	3	5	10	18	118	314	258	76	10	3	0	0	0	**815**
20:00	1	4	8	19	82	220	164	57	19	3	1	0	0	**578**
21:00	1	3	1	8	53	122	157	66	13	4	0	0	0	**428**
22:00	0	2	2	6	14	60	95	67	12	5	1	0	0	**264**
23:00	0	1	4	2	10	40	65	39	14	4	0	0	0	**179**
Totals	**46**	**112**	**314**	**826**	**3562**	**7146**	**4753**	**1438**	**252**	**42**	**7**			**18498**
% of Totals	0%	1%	2%	4%	19%	39%	26%	8%	1%	0%	0%			100%

AM Volumes	18	27	100	278	1143	2474	1679	526	84	13	2	0	0	6344
% AM	0%	0%	1%	2%	6%	13%	9%	3%	0%	0%	0%			34%
AM Peak Hour	07:00	07:00	08:00	08:00	11:00	08:00	08:00	11:00	08:00	08:00	05:00			08:00
Volume	6	8	24	53	221	456	323	87	16	5	1			1184
PM Volumes	28	85	214	548	2419	4672	3074	912	168	29	5	0	0	12154
% PM	0%	0%	1%	3%	13%	25%	17%	5%	1%	0%	0%			66%
PM Peak Hour	13:00	15:00	13:00	14:00	15:00	17:00	12:00	12:00	14:00	22:00	13:00			15:00
Volume	4	18	36	89	383	646	406	109	25	5	1			1583

Directional Peak Periods	**AM 7-9**			**NOON 12-2**			**PM 4-6**			**Off Peak Volumes**		
All Speeds	Volume	↔	%	Volume	↔	%	Volume	↔	%	Volume	↔	%
	2202		12%	2715		15%	2945		16%	10636		57%

Street Name	Direction	Percentiles					
		15th	50th	Average	85th	95th	ADT
W Alameda Ave	Summary	32	38	38	44	48	18498

Prepared by NDS/ATD

Prepared by National Data & Surveying Services

VOLUME

W Alameda Ave Bet. N Lamer St & S Parish Pl

Day: Tuesday
Date: 1/18/2022

City: Burbank
Project #: CA22_020022_008

DAILY TOTALS	NB	SB	EB	WB	Total
	0	0	9,760	8,738	18,498

AM Period	NB	SB	EB		WB		TOTAL		PM Period	NB	SB	EB		WB		TOTAL	
00:00	0	0	20		18		38		12:00	0	0	178		185		363	
00:15	0	0	9		10		19		12:15	0	0	177		180		357	
00:30	0	0	8		9		17		12:30	0	0	157		173		330	
00:45	0	0	12	49	8	45	20	94	12:45	0	0	172	684	165	703	337	1387
01:00	0	0	5		3		8		13:00	0	0	177		152		329	
01:15	0	0	5		5		10		13:15	0	0	168		167		335	
01:30	0	0	3		4		7		13:30	0	0	151		168		319	
01:45	0	0	7	20	5	17	12	37	13:45	0	0	197	693	148	635	345	1328
02:00	0	0	4		7		11		14:00	0	0	180		182		362	
02:15	0	0	8		2		10		14:15	0	0	197		182		379	
02:30	0	0	4		2		6		14:30	0	0	210		160		370	
02:45	0	0	7	23	4	15	11	38	14:45	0	0	243	830	147	671	390	1501
03:00	0	0	8		8		16		15:00	0	0	233		210		443	
03:15	0	0	5		5		10		15:15	0	0	238		160		398	
03:30	0	0	4		7		11		15:30	0	0	215		141		356	
03:45	0	0	6	23	12	32	18	55	15:45	0	0	237	923	149	660	386	1583
04:00	0	0	4		8		12		16:00	0	0	183		151		334	
04:15	0	0	7		8		15		16:15	0	0	157		152		309	
04:30	0	0	12		9		21		16:30	0	0	203		178		381	
04:45	0	0	15	38	5	30	20	68	16:45	0	0	227	770	148	629	375	1399
05:00	0	0	8		10		18		17:00	0	0	253		161		414	
05:15	0	0	22		21		43		17:15	0	0	269		142		411	
05:30	0	0	18		33		51		17:30	0	0	257		145		402	
05:45	0	0	24	72	41	105	65	177	17:45	0	0	207	986	112	560	319	1546
06:00	0	0	33		44		77		18:00	0	0	214		119		333	
06:15	0	0	30		58		88		18:15	0	0	154		103		257	
06:30	0	0	57		67		124		18:30	0	0	181		118		299	
06:45	0	0	64	184	81	250	145	434	18:45	0	0	153	702	104	444	257	1146
07:00	0	0	50		98		148		19:00	0	0	152		108		260	
07:15	0	0	83		104		187		19:15	0	0	119		86		205	
07:30	0	0	126		172		298		19:30	0	0	108		83		191	
07:45	0	0	161	420	224	598	385	1018	19:45	0	0	95	474	64	341	159	815
08:00	0	0	134		172		306		20:00	0	0	90		82		172	
08:15	0	0	122		175		297		20:15	0	0	84		65		149	
08:30	0	0	119		154		273		20:30	0	0	68		69		137	
08:45	0	0	149	524	159	660	308	1184	20:45	0	0	59	301	61	277	120	578
09:00	0	0	131		135		266		21:00	0	0	64		64		128	
09:15	0	0	111		156		267		21:15	0	0	59		50		109	
09:30	0	0	110		133		243		21:30	0	0	70		43		113	
09:45	0	0	125	477	130	554	255	1031	21:45	0	0	39	232	39	196	78	428
10:00	0	0	138		117		255		22:00	0	0	35		36		71	
10:15	0	0	138		128		266		22:15	0	0	44		24		68	
10:30	0	0	122		150		272		22:30	0	0	30		26		56	
10:45	0	0	145	543	128	523	273	1066	22:45	0	0	34	143	35	121	69	264
11:00	0	0	143		140		283		23:00	0	0	25		22		47	
11:15	0	0	139		165		304		23:15	0	0	28		20		48	
11:30	0	0	135		149		284		23:30	0	0	18		21		39	
11:45	0	0	135	552	136	590	271	1142	23:45	0	0	26	97	19	82	45	179
TOTALS				2925		3419		6344	TOTALS				6835		5319		12154
SPLIT %				46.1%		53.9%		34.3%	SPLIT %				56.2%		43.8%		65.7%

DAILY TOTALS	NB	SB	EB	WB	Total
	0	0	9,760	8,738	18,498

AM Peak Hour			11:45	07:30	11:45	PM Peak Hour			16:45	12:00	16:45
AM Pk Volume			647	743	1321	PM Pk Volume			1006	703	1602
Pk Hr Factor			0.909	0.829	0.910	Pk Hr Factor			0.935	0.950	0.967
7 - 9 Volume	0	0	944	1258	2202	4 - 6 Volume	0	0	1756	1189	2945
7 - 9 Peak Hour			07:30	07:30	07:30	4 - 6 Peak Hour			16:45	16:15	16:45
7 - 9 Pk Volume	0	0	543	743	1286	4 - 6 Pk Volume	0	0	1006	639	1602
Pk Hr Factor	0.000	0.000	0.843	0.829	0.835	Pk Hr Factor	0.000	0.000	0.935	0.897	0.967

Prepared by NDS/ATD

Project #: CA22_020022_008 **City:** Burbank

Location: W Alameda Ave Bet. N Lamer St & S Parish **Date:** 1/18/2022

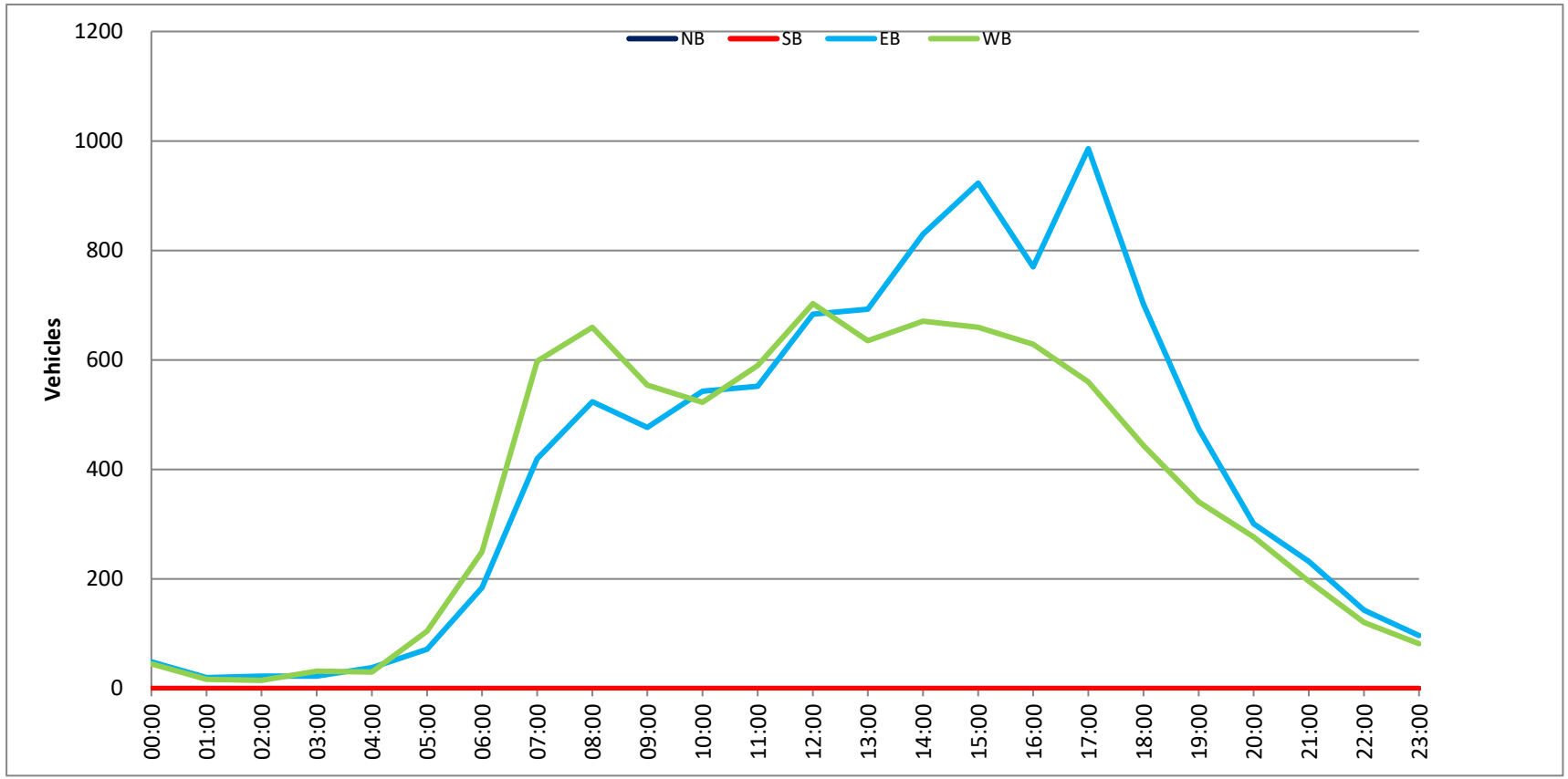

Prepared by National Data & Surveying Services

SPEED

W Alameda Ave Bet. N Lamer St & S Parish Pl

Day: Wednesday
Date: 1/19/2022

City: Burbank
Project #: CA22_020022_008e

East Bound

Time	< 15	15 - 19	20 - 24	25 - 29	30 - 34	35 - 39	40 - 44	45 - 49	50 - 54	55 - 59	60 - 64	65 - 69	70 +	Total
00:00 AM	0	0	1	0	2	4	4	2	1	0	0	0	0	14
00:15	0	0	0	0	1	6	6	5	1	0	0	0	0	19
00:30	0	0	0	1	0	5	1	3	1	1	0	0	0	12
00:45	0	0	0	0	1	1	1	2	1	0	0	0	0	6
01:00	0	0	0	1	0	4	3	0	1	1	0	0	0	10
01:15	0	0	0	0	0	4	0	2	0	0	0	0	0	6
01:30	0	0	0	0	2	1	3	2	0	0	0	0	0	8
01:45	0	0	0	0	0	0	5	3	0	0	0	0	0	8
02:00	0	0	1	0	1	2	0	0	0	1	0	0	0	5
02:15	0	0	0	0	0	0	0	0	2	0	0	0	0	2
02:30	0	0	0	0	0	3	2	3	2	0	0	0	0	10
02:45	0	0	1	0	0	1	1	3	1	0	0	0	0	7
03:00	0	0	0	0	0	3	1	2	0	0	0	0	0	6
03:15	0	0	0	0	0	0	3	2	0	0	0	0	0	5
03:30	0	0	1	0	0	2	2	0	1	0	0	0	0	6
03:45	0	0	0	0	0	0	0	1	0	0	0	0	0	1
04:00	0	0	0	0	2	0	3	0	0	1	0	0	0	6
04:15	0	0	0	0	1	0	1	1	0	0	0	0	0	3
04:30	0	0	0	0	2	2	3	4	1	1	0	0	0	13
04:45	0	0	1	2	0	5	3	1	3	0	0	0	0	15
05:00	0	0	0	0	2	5	6	3	3	0	0	0	0	19
05:15	0	0	0	0	0	6	5	4	1	0	0	0	0	16
05:30	0	0	1	0	2	7	3	5	2	1	1	0	0	22
05:45	0	0	0	0	4	7	8	9	3	2	0	0	0	33
06:00	0	0	0	2	4	8	6	7	3	2	0	0	0	32
06:15	0	0	0	0	3	15	9	7	0	0	1	0	0	35
06:30	0	0	1	0	10	9	10	10	1	0	0	0	0	41
06:45	0	0	0	2	5	19	18	8	0	1	0	0	0	53
07:00	0	1	0	0	11	24	10	6	1	0	1	0	0	54
07:15	0	0	1	3	11	29	22	9	1	2	0	0	0	78
07:30	0	1	0	5	17	51	38	8	0	0	0	0	0	120
07:45	0	0	3	6	33	43	45	7	2	0	0	0	0	139
08:00	1	0	1	4	13	53	39	14	2	0	0	0	0	127
08:15	0	1	0	4	27	46	31	8	1	1	0	0	0	119
08:30	1	0	1	4	21	55	40	7	0	0	0	0	0	129
08:45	1	1	1	6	10	56	41	16	1	0	0	0	0	133
09:00	0	0	0	1	16	43	34	17	2	0	0	0	0	113
09:15	0	1	1	1	13	44	36	12	2	1	0	0	0	111
09:30	0	0	0	11	26	49	29	6	2	0	0	0	0	123
09:45	0	2	0	7	29	50	37	12	3	2	0	0	0	142
10:00	0	0	2	3	20	37	49	9	0	0	0	0	0	120
10:15	2	0	2	5	25	50	31	7	0	1	0	0	0	123
10:30	0	0	1	4	11	57	36	6	1	0	0	0	0	116
10:45	0	0	0	3	21	64	43	20	0	2	0	0	0	153
11:00	1	0	3	4	24	70	46	10	2	1	0	0	0	161
11:15	0	0	0	2	22	58	40	15	8	2	0	0	0	147
11:30	0	0	0	8	15	52	46	18	1	0	0	0	0	140
11:45	0	0	2	5	27	63	39	15	0	0	1	0	0	152
12:00 PM	2	2	0	5	22	60	50	21	2	0	0	0	0	164
12:15	0	0	1	3	29	74	50	22	1	1	0	0	0	181
12:30	1	3	0	8	26	61	40	16	6	0	0	0	0	161
12:45	0	2	1	3	20	66	48	14	4	0	1	0	0	159
13:00	0	1	1	5	8	51	53	16	5	0	0	0	0	140
13:15	0	1	0	11	15	48	57	13	4	1	0	0	0	150
13:30	0	0	1	9	43	71	37	12	1	2	0	0	0	176
13:45	0	0	0	8	37	76	28	7	1	0	0	0	0	157
14:00	2	0	1	7	22	52	31	16	2	0	0	0	0	133
14:15	0	0	4	7	50	56	34	13	2	1	0	0	0	167
14:30	0	0	0	4	39	73	47	15	0	0	0	0	0	178
14:45	0	2	4	12	50	90	39	5	1	0	0	0	0	203
15:00	0	1	3	7	38	80	42	7	2	0	0	0	0	180
15:15	1	0	4	6	33	91	46	5	3	0	0	0	0	189
15:30	0	1	1	1	43	76	45	14	3	0	0	0	0	184
15:45	0	0	3	8	27	81	48	18	0	1	1	0	0	187
16:00	1	0	2	6	45	82	53	13	3	0	0	0	0	205
16:15	0	1	2	8	41	89	48	16	0	0	1	0	0	206
16:30	0	1	1	11	64	92	33	13	1	0	0	0	0	216
16:45	0	2	1	13	53	94	58	9	3	0	0	0	0	233
17:00	0	0	1	9	43	125	74	11	0	0	0	0	0	263
17:15	0	0	12	20	71	107	58	22	5	0	0	0	0	295
17:30	0	0	0	9	87	124	47	8	2	0	0	0	0	277
17:45	0	0	0	7	69	92	61	9	0	1	0	0	0	239
18:00	0	0	0	3	52	97	60	19	0	0	0	0	0	231
18:15	0	0	2	10	45	84	46	13	3	1	0	0	0	204
18:30	0	0	2	4	25	91	51	15	1	0	0	0	0	189
18:45	0	1	2	6	37	66	38	8	0	1	0	0	0	159
19:00	0	0	1	2	24	60	24	8	1	1	0	0	0	121
19:15	0	0	0	3	17	48	41	16	1	2	0	0	0	128
19:30	0	0	0	5	16	43	43	23	4	0	0	0	0	134
19:45	0	0	0	2	14	29	36	12	5	0	0	0	0	98
20:00	0	0	2	2	9	43	33	8	1	0	0	0	0	98
20:15	0	0	2	0	7	24	33	19	8	0	0	0	0	93
20:30	0	0	0	2	17	35	31	6	2	2	1	0	0	96
20:45	0	0	1	2	11	23	19	12	1	1	0	0	0	70
21:00	0	0	0	1	4	15	21	12	1	2	0	0	0	56
21:15	0	0	1	3	8	17	25	6	0	1	0	0	0	61
21:30	0	1	2	1	6	9	27	9	0	0	0	0	0	55
21:45	0	0	0	2	4	14	25	7	0	1	0	0	0	53
22:00	0	0	0	0	3	10	22	7	1	1	0	0	0	44
22:15	0	0	0	2	3	14	17	6	2	0	0	0	0	44
22:30	0	0	0	1	0	7	15	7	1	2	0	0	0	33
22:45	0	0	0	2	0	7	9	10	1	2	0	0	0	31
23:00	0	0	1	0	3	8	14	5	4	0	0	0	0	35
23:15	0	0	1	0	2	9	7	5	3	0	0	0	0	27
23:30	0	0	0	0	1	5	13	8	3	0	0	0	0	30
23:45	0	0	0	0	1	1	7	6	0	0	0	0	0	15
Totals	13	26	85	334	1718	3783	2623	873	151	47	8			9661
% of Totals	0%	0%	1%	3%	18%	39%	27%	9%	2%	0%	0%			100%

AM Volumes	6	7	25	94	434	1113	839	311	57	23	4	0	0	2913
% AM	0%	0%	0%	1%	4%	12%	9%	3%	1%	0%	0%			30%
AM Peak Hour	08:00	11:45	10:15	09:30	11:45	11:45	11:30	11:30	10:30	05:15	05:30			11:45
Volume	3	5	6	26	104	258	185	76	11	5	2			658
PM Volumes	7	19	60	240	1284	2670	1784	562	94	24	4	0	0	6748
% PM	0%	0%	1%	2%	13%	28%	18%	6%	1%	0%	0%			70%
PM Peak Hour	12:00	12:00	16:30	16:30	17:15	16:45	17:00	12:00	12:30	20:30	15:30			17:00
Volume	3	7	15	53	279	450	240	73	19	6	2			1074

Directional Peak Periods	AM 7-9			NOON 12-2			PM 4-6			Off Peak Volumes		
All Classes	Volume	⟷	%	Volume	⟷	%	Volume	⟷	%	Volume	⟷	%
	899		9%	1288		13%	1934		20%	5540		57%

Street Name	Direction	Percentiles					
		15th	50th	Average	85th	95th	ADT
W Alameda Ave	East Bound	33	39	39	44	48	9661
W Alameda Ave	West Bound	30	37	37	43	47	8853

Prepared by National Data & Surveying Services

SPEED

W Alameda Ave Bet. N Lamer St & S Parish Pl

Day: Wednesday
Date: 1/19/2022

City: Burbank
Project #: CA22_020022_008w

West Bound

Time	< 15	15 - 19	20 - 24	25 - 29	30 - 34	35 - 39	40 - 44	45 - 49	50 - 54	55 - 59	60 - 64	65 - 69	70 +	Total
00:00 AM	0	0	0	0	3	4	4	0	0	1	0	0	0	12
00:15	0	0	0	0	0	6	5	1	0	1	0	0	0	13
00:30	0	0	0	0	0	3	1	2	0	0	0	0	0	6
00:45	0	0	0	0	3	0	2	2	1	0	0	0	0	8
01:00	0	0	0	0	3	3	0	2	0	0	0	0	0	8
01:15	0	0	0	0	0	2	0	1	0	0	0	0	0	3
01:30	0	0	1	0	0	0	0	1	0	0	0	0	0	2
01:45	0	0	0	1	0	1	3	2	2	0	0	0	0	9
02:00	0	0	0	1	0	3	1	2	0	0	0	0	0	7
02:15	0	0	0	0	0	2	2	1	1	0	0	0	0	6
02:30	0	0	0	0	0	0	1	0	0	0	0	0	0	1
02:45	0	0	1	0	0	0	1	0	0	0	0	0	0	2
03:00	0	0	0	2	1	2	1	3	2	1	0	0	0	12
03:15	0	0	0	0	0	0	0	0	0	0	0	0	0	0
03:30	0	0	1	0	0	3	1	2	0	0	0	0	0	7
03:45	0	0	0	0	2	3	1	2	1	0	0	0	0	9
04:00	0	0	1	0	2	6	1	0	0	0	0	0	0	10
04:15	0	0	0	0	0	0	2	1	0	0	0	0	0	3
04:30	0	1	0	0	1	3	1	2	0	0	0	0	0	8
04:45	0	0	0	0	1	3	4	0	1	0	0	0	0	9
05:00	0	0	0	0	2	1	4	0	0	1	0	0	0	8
05:15	0	0	0	1	2	9	7	5	3	0	0	0	0	27
05:30	0	0	0	0	5	8	9	9	1	1	0	0	0	33
05:45	0	0	1	2	3	14	15	9	2	0	0	0	0	46
06:00	0	0	0	0	2	8	22	6	4	0	0	0	0	42
06:15	0	0	0	4	6	20	24	12	4	1	0	0	0	71
06:30	0	1	1	5	6	20	26	2	1	0	0	0	0	62
06:45	0	0	3	5	18	29	32	12	4	0	0	0	0	103
07:00	0	0	5	3	22	34	27	12	2	2	0	0	0	107
07:15	0	1	3	10	17	55	24	16	1	0	0	0	0	127
07:30	1	2	2	13	37	52	35	9	0	0	0	0	0	151
07:45	0	2	3	19	62	88	31	11	0	0	0	0	0	216
08:00	0	3	7	14	48	49	22	5	0	0	0	0	0	148
08:15	1	0	3	15	52	58	21	7	0	0	0	0	0	157
08:30	2	2	8	17	68	42	25	4	1	0	0	0	0	169
08:45	0	1	7	13	53	53	27	3	0	0	0	0	0	157
09:00	0	1	2	7	52	71	29	6	1	0	0	0	0	169
09:15	5	3	8	12	27	31	34	5	1	0	0	0	0	126
09:30	0	3	5	11	30	46	32	6	2	0	0	0	0	135
09:45	0	4	10	22	45	55	29	8	0	0	0	0	0	173
10:00	1	4	6	14	26	56	19	4	0	0	0	0	0	130
10:15	1	2	3	11	35	53	25	9	1	1	0	0	0	141
10:30	2	0	4	8	33	38	30	10	3	0	0	0	0	128
10:45	0	5	5	9	37	49	34	16	0	0	0	0	0	155
11:00	1	1	4	9	38	50	30	12	0	0	0	0	0	145
11:15	0	2	5	17	42	38	35	6	2	0	0	0	0	147
11:30	0	2	8	10	37	58	22	8	2	0	0	0	0	147
11:45	0	2	5	10	26	50	43	13	2	0	0	0	0	151
12:00 PM	0	6	10	20	34	58	44	10	0	0	0	0	0	182
12:15	0	3	3	13	32	64	34	16	2	0	0	0	0	167
12:30	1	1	4	18	34	49	25	3	2	0	0	0	0	137
12:45	0	3	4	11	35	51	40	9	3	0	0	0	0	156
13:00	3	3	3	9	39	41	45	12	4	0	0	0	0	159
13:15	1	1	4	6	40	55	42	13	1	0	0	0	0	163
13:30	0	3	5	19	25	56	22	3	0	0	0	0	0	133
13:45	0	4	12	34	60	49	23	0	0	0	0	0	0	182
14:00	2	1	6	20	37	57	25	10	3	0	0	0	0	161
14:15	1	1	5	18	65	49	14	3	1	0	0	0	0	157
14:30	2	6	13	17	51	52	19	5	1	0	0	0	0	166
14:45	1	2	6	25	49	43	20	5	1	0	0	0	0	152
15:00	0	3	4	28	89	59	16	2	0	0	0	0	0	201
15:15	0	6	5	18	68	48	19	3	2	0	0	0	0	169
15:30	1	2	3	14	50	47	28	4	1	0	0	0	0	150
15:45	1	3	0	15	46	59	25	7	1	0	0	0	0	157
16:00	0	3	3	16	42	55	24	5	0	0	0	0	0	148
16:15	0	3	6	13	28	53	27	11	4	1	0	0	0	146
16:30	1	0	5	15	41	60	36	6	1	0	0	0	0	165
16:45	0	0	4	3	21	59	42	10	0	0	0	0	0	139
17:00	0	4	5	11	34	51	35	11	2	0	0	0	0	153
17:15	1	7	7	16	38	56	27	7	1	0	0	0	0	160
17:30	0	2	1	13	33	58	26	5	0	0	0	0	0	138
17:45	0	2	1	6	30	43	28	13	1	1	0	0	0	125
18:00	0	3	4	6	23	56	29	10	0	1	0	0	0	132
18:15	2	0	6	11	28	54	32	8	2	0	0	0	0	143
18:30	1	3	2	4	23	54	40	6	1	1	0	0	0	135
18:45	0	1	3	11	25	58	23	9	1	0	0	0	0	131
19:00	0	0	2	11	27	36	28	8	3	0	0	0	0	115
19:15	2	2	0	3	13	38	18	11	2	0	0	0	0	89
19:30	1	0	2	1	17	26	21	6	2	0	0	0	0	76
19:45	0	0	0	5	17	25	26	8	0	1	0	0	0	82
20:00	0	3	2	6	13	28	16	6	2	0	0	0	0	76
20:15	0	1	1	1	11	21	17	4	3	1	0	0	0	60
20:30	1	0	1	6	7	23	22	4	0	0	0	0	0	64
20:45	0	0	2	2	2	27	20	5	0	0	0	0	0	58
21:00	0	2	0	4	12	18	20	10	0	0	0	0	0	66
21:15	0	0	0	0	5	14	21	7	0	0	0	0	0	47
21:30	0	0	1	2	6	13	21	9	2	0	0	0	0	54
21:45	0	0	0	3	4	15	11	9	0	0	0	0	0	42
22:00	0	0	1	1	2	15	11	5	1	0	0	0	0	36
22:15	0	0	0	1	3	7	12	8	1	0	0	0	0	32
22:30	0	0	1	0	2	9	10	6	2	0	0	0	0	30
22:45	0	1	0	0	12	8	10	1	3	0	0	0	0	35
23:00	0	0	0	1	2	7	7	7	0	1	0	0	0	25
23:15	0	0	0	0	1	4	4	3	0	0	0	0	0	12
23:30	0	0	0	0	2	6	5	2	1	0	0	0	0	16
23:45	0	0	0	1	0	4	10	5	3	2	0	0	0	25
Totals	36	127	253	723	2125	3017	1864	579	105	18				8853
% of Totals	0%	1%	3%	8%	24%	34%	21%	7%	1%	0%				100%

AM Volumes	14	42	112	265	847	1175	744	249	45	9	0	0	0	3506
% AM	0%	0%	1%	3%	10%	13%	8%	3%	1%	0%				40%
AM Peak Hour	08:30	09:15	09:15	07:45	07:45	07:30	11:45	06:45	06:00	06:15				07:45
Volume	7	14	29	65	230	247	146	49	13	3				690
PM Volumes	22	85	147	458	1278	1838	1120	330	60	9	0	0	0	5347
% PM	0%	1%	2%	5%	14%	21%	13%	4%	1%	0%				60%
PM Peak Hour	14:00	14:30	13:45	13:30	14:30	15:45	12:30	12:15	12:15	17:45				14:30
Volume	6	17	36	91	257	227	152	40	11	3				688

Directional Peak Periods	AM 7-9			NOON 12-2			PM 4-6			Off Peak Volumes		
All Classes	Volume	⟷	%	Volume	⟷	%	Volume	⟷	%	Volume	⟷	%
	1232		14%	1279		14%	1174		13%	5168		58%

Street Name	Direction	Percentiles					
		15th	50th	Average	85th	95th	ADT
W Alameda Ave	East Bound	33	39	39	44	48	9661
W Alameda Ave	West Bound	30	37	37	43	47	8853

Prepared by National Data & Surveying Services

SPEED

W Alameda Ave Bet. N Lamer St & S Parish Pl

Day: Wednesday
Date: 1/19/2022

City: Burbank
Project #: CA22_020022_008

Summary

Time	< 15	15 - 19	20 - 24	25 - 29	30 - 34	35 - 39	40 - 44	45 - 49	50 - 54	55 - 59	60 - 64	65 - 69	70 +	Total
00:00 AM	0	0	1	0	5	8	8	2	1	1	0	0	0	26
00:15	0	0	0	0	1	12	11	6	1	1	0	0	0	32
00:30	0	0	0	1	0	8	2	5	1	1	0	0	0	18
00:45	0	0	0	0	4	1	3	4	2	0	0	0	0	14
01:00	0	0	0	1	3	7	3	2	1	1	0	0	0	18
01:15	0	0	0	0	0	6	0	3	0	0	0	0	0	9
01:30	0	0	1	0	2	1	3	3	0	0	0	0	0	10
01:45	0	0	0	1	0	1	8	5	2	0	0	0	0	17
02:00	0	0	1	1	1	5	1	2	0	1	0	0	0	12
02:15	0	0	0	0	0	2	2	1	3	0	0	0	0	8
02:30	0	0	0	0	0	3	3	3	2	0	0	0	0	11
02:45	0	0	2	0	0	1	2	3	1	0	0	0	0	9
03:00	0	0	0	2	1	5	2	5	2	1	0	0	0	18
03:15	0	0	0	0	0	0	3	2	0	0	0	0	0	5
03:30	0	0	2	0	0	5	3	2	1	0	0	0	0	13
03:45	0	0	0	0	2	3	1	3	1	0	0	0	0	10
04:00	0	0	1	0	4	6	4	0	0	1	0	0	0	16
04:15	0	0	0	0	1	0	3	2	0	0	0	0	0	6
04:30	0	1	0	0	3	5	4	6	1	1	0	0	0	21
04:45	0	0	1	2	1	8	7	1	4	0	0	0	0	24
05:00	0	0	0	0	4	6	10	3	3	1	0	0	0	27
05:15	0	0	0	1	2	15	12	9	4	0	0	0	0	43
05:30	0	0	1	0	7	15	12	14	3	2	1	0	0	55
05:45	0	0	1	2	7	21	23	18	5	2	0	0	0	79
06:00	0	0	0	2	6	16	28	13	7	2	0	0	0	74
06:15	0	0	0	4	9	35	33	19	4	1	1	0	0	106
06:30	0	1	2	5	16	29	36	12	2	0	0	0	0	103
06:45	0	0	3	7	23	48	50	20	4	1	0	0	0	156
07:00	0	1	5	3	33	58	37	18	3	2	1	0	0	161
07:15	0	1	4	13	28	84	46	25	2	2	0	0	0	205
07:30	1	3	2	18	54	103	73	17	0	0	0	0	0	271
07:45	0	2	6	25	95	131	76	18	2	0	0	0	0	355
08:00	1	3	8	18	61	102	61	19	2	0	0	0	0	275
08:15	1	1	3	19	79	104	52	15	1	1	0	0	0	276
08:30	3	2	9	21	89	97	65	11	1	0	0	0	0	298
08:45	1	2	8	19	63	109	68	19	1	0	0	0	0	290
09:00	0	1	2	8	68	114	63	23	3	0	0	0	0	282
09:15	5	4	9	13	40	75	70	17	3	1	0	0	0	237
09:30	0	3	5	22	56	95	61	12	4	0	0	0	0	258
09:45	0	6	10	29	74	105	66	20	3	2	0	0	0	315
10:00	1	4	8	17	46	93	68	13	0	0	0	0	0	250
10:15	3	2	5	16	60	103	56	16	1	2	0	0	0	264
10:30	2	0	5	12	44	95	66	16	4	0	0	0	0	244
10:45	0	5	5	12	58	113	77	36	0	2	0	0	0	308
11:00	2	1	7	13	62	120	76	22	2	1	0	0	0	306
11:15	0	2	5	19	64	96	75	21	10	2	0	0	0	294
11:30	0	2	8	18	52	110	68	26	3	0	0	0	0	287
11:45	0	2	7	15	53	113	82	28	2	0	1	0	0	303
12:00 PM	2	8	10	25	56	118	94	31	2	0	0	0	0	346
12:15	0	3	4	16	61	138	84	38	3	1	0	0	0	348
12:30	2	4	4	26	60	110	65	19	8	0	0	0	0	298
12:45	0	5	5	14	55	117	88	23	7	0	1	0	0	315
13:00	3	4	4	14	47	92	98	28	9	0	0	0	0	299
13:15	1	2	4	17	55	103	99	26	5	1	0	0	0	313
13:30	0	3	6	28	68	127	59	15	1	2	0	0	0	309
13:45	0	4	12	42	97	125	51	7	1	0	0	0	0	339
14:00	4	1	7	27	59	109	56	26	5	0	0	0	0	294
14:15	1	1	9	25	115	105	48	16	3	1	0	0	0	324
14:30	2	6	13	21	90	125	66	20	1	0	0	0	0	344
14:45	1	4	10	37	99	133	59	10	2	0	0	0	0	355
15:00	0	4	7	35	127	139	58	9	2	0	0	0	0	381
15:15	1	6	9	24	101	139	65	8	5	0	0	0	0	358
15:30	1	3	4	15	93	123	73	18	4	0	0	0	0	334
15:45	1	3	3	23	73	140	73	25	1	1	1	0	0	344
16:00	1	3	5	22	87	137	77	18	3	0	0	0	0	353
16:15	0	4	8	21	69	142	75	27	4	1	1	0	0	352
16:30	1	1	6	26	105	152	69	19	2	0	0	0	0	381
16:45	0	2	5	16	74	153	100	19	3	0	0	0	0	372
17:00	0	4	6	20	77	176	109	22	2	0	0	0	0	416
17:15	1	7	19	36	109	163	85	29	6	0	0	0	0	455
17:30	0	2	1	22	120	182	73	13	2	0	0	0	0	415
17:45	0	2	1	13	99	135	89	22	1	2	0	0	0	364
18:00	0	3	4	9	75	153	89	29	0	1	0	0	0	363
18:15	2	0	8	21	73	138	78	21	5	1	0	0	0	347
18:30	1	3	4	8	48	145	91	21	2	1	0	0	0	324
18:45	0	2	5	17	62	124	61	17	1	1	0	0	0	290
19:00	0	0	3	13	51	96	52	16	4	1	0	0	0	236
19:15	2	2	0	6	30	86	59	27	3	2	0	0	0	217
19:30	1	0	2	6	33	69	64	29	6	0	0	0	0	210
19:45	0	0	0	7	31	54	62	20	5	1	0	0	0	180
20:00	0	3	4	8	22	71	49	14	3	0	0	0	0	174
20:15	0	1	3	1	18	45	50	23	11	1	0	0	0	153
20:30	1	0	1	8	24	58	53	10	2	2	1	0	0	160
20:45	0	0	3	4	13	50	39	17	1	1	0	0	0	128
21:00	0	2	0	5	16	33	41	22	1	2	0	0	0	122
21:15	0	0	1	3	13	31	46	13	0	1	0	0	0	108
21:30	0	1	3	3	12	22	48	18	2	0	0	0	0	109
21:45	0	0	0	5	8	29	36	16	0	1	0	0	0	95
22:00	0	0	1	1	5	25	33	12	2	1	0	0	0	80
22:15	0	0	0	3	6	21	29	14	3	0	0	0	0	76
22:30	0	0	1	1	2	16	25	13	3	2	0	0	0	63
22:45	0	1	0	2	12	15	19	11	4	2	0	0	0	66
23:00	0	0	1	1	5	15	21	12	4	1	0	0	0	60
23:15	0	0	1	0	3	13	11	8	3	0	0	0	0	39
23:30	0	0	0	0	3	11	18	10	4	0	0	0	0	46
23:45	0	0	0	1	1	5	17	11	3	2	0	0	0	40
Totals	49	153	344	1057	3841	6800	4487	1452	256	63	8			18514
% of Totals	0%	1%	2%	6%	21%	37%	24%	8%	1%	0%	0%			100%

AM Volumes	20	49	137	359	1281	2292	1583	560	102	32	4	0	0	6419
% AM	0%	0%	1%	2%	7%	12%	9%	3%	1%	0%	0%			35%
AM Peak Hour	08:30	09:15	09:15	09:30	07:45	11:30	11:30	11:30	05:15	05:30	05:30			11:45
Volume	9	17	32	84	324	479	328	123	19	7	2			1295
PM Volumes	29	104	207	698	2562	4508	2904	892	154	33	4	0	0	12095
% PM	0%	1%	1%	4%	14%	24%	16%	5%	1%	0%	0%			65%
PM Peak Hour	14:00	12:00	13:45	13:30	14:15	16:45	16:45	12:00	12:30	20:15	15:30			16:45
Volume	8	20	41	122	431	674	367	111	29	6	2			1658

Directional Peak Periods	AM 7-9			NOON 12-2			PM 4-6			Off Peak Volumes		
All Classes	Volume	⟷	%	Volume	⟷	%	Volume	⟷	%	Volume	⟷	%
	2131		12%	2567		14%	3108		17%	10708		58%

Street Name	Direction	Percentiles					
		15th	50th	Average	85th	95th	ADT
W Alameda Ave	Summary	32	38	38	44	48	18514

Prepared by National Data & Surveying Services

SPEED

W Alameda Ave Bet. N Lamer St & S Parish Pl

Day: Wednesday
Date: 1/19/2022

City: Burbank
Project #: CA22_020022_008e

East Bound

Time	< 15	15 - 19	20 - 24	25 - 29	30 - 34	35 - 39	40 - 44	45 - 49	50 - 54	55 - 59	60 - 64	65 - 69	70 +	Total
00:00 AM	0	0	1	1	4	16	12	12	4	1	0	0	0	**51**
01:00	0	0	0	1	2	9	11	7	1	1	0	0	0	**32**
02:00	0	0	2	0	1	6	3	6	5	1	0	0	0	**24**
03:00	0	0	1	0	0	5	6	5	1	0	0	0	0	**18**
04:00	0	0	1	2	5	7	10	6	4	2	0	0	0	**37**
05:00	0	0	1	0	8	25	22	21	9	3	1	0	0	**90**
06:00	0	0	1	4	22	51	43	32	4	3	1	0	0	**161**
07:00	0	2	4	14	72	147	115	30	4	2	1	0	0	**391**
08:00	3	2	3	18	71	210	151	45	4	1	0	0	0	**508**
09:00	0	3	1	20	84	186	136	47	9	3	0	0	0	**489**
10:00	2	0	5	15	77	208	159	42	1	3	0	0	0	**512**
11:00	1	0	5	19	88	243	171	58	11	3	1	0	0	**600**
12:00 PM	3	7	2	19	97	261	188	73	13	1	1	0	0	**665**
13:00	0	2	2	33	103	246	175	48	11	3	0	0	0	**623**
14:00	2	2	9	30	161	271	151	49	5	1	0	0	0	**681**
15:00	1	2	11	22	141	328	181	44	8	1	1	0	0	**740**
16:00	1	4	6	38	203	357	192	51	7	0	1	0	0	**860**
17:00	0	0	13	45	270	448	240	50	7	1	0	0	0	**1074**
18:00	0	1	6	23	159	338	195	55	4	2	0	0	0	**783**
19:00	0	0	1	12	71	180	144	59	11	3	0	0	0	**481**
20:00	0	0	5	6	44	125	116	45	12	3	1	0	0	**357**
21:00	0	1	3	7	22	55	98	34	1	4	0	0	0	**225**
22:00	0	0	0	5	6	38	63	30	5	5	0	0	0	**152**
23:00	0	0	2	0	7	23	41	24	10	0	0	0	0	**107**
Totals	**13**	**26**	**85**	**334**	**1718**	**3783**	**2623**	**873**	**151**	**47**	**8**			**9661**
% of Totals	0%	0%	1%	3%	18%	39%	27%	9%	2%	0%	0%			100%

AM Volumes	6	7	25	94	434	1113	839	311	57	23	4	0	0	2913
% AM	0%	0%	0%	1%	4%	12%	9%	3%	1%	0%	0%			30%
AM Peak Hour	08:00	09:00	10:00	09:00	11:00	11:00	11:00	11:00	11:00	05:00	05:00			11:00
Volume	3	3	5	20	88	243	171	58	11	3	1			600
PM Volumes	7	19	60	240	1284	2670	1784	562	94	24	4	0	0	6748
% PM	0%	0%	1%	2%	13%	28%	18%	6%	1%	0%	0%			70%
PM Peak Hour	12:00	12:00	17:00	17:00	17:00	17:00	17:00	12:00	12:00	22:00	12:00			17:00
Volume	3	7	13	45	270	448	240	73	13	5	1			1074

Directional Peak Periods	**AM 7-9**			**NOON 12-2**			**PM 4-6**			**Off Peak Volumes**		
All Speeds	Volume		%	Volume		%	Volume		%	Volume		%
	899	↔	9%	1288	↔	13%	1934	↔	20%	5540	↔	57%

Street Name	Direction	Percentiles					
		15th	50th	Average	85th	95th	ADT
W Alameda Ave	East Bound	33	39	39	44	48	9661
W Alameda Ave	West Bound	30	37	37	43	47	8853

Prepared by National Data & Surveying Services

SPEED

W Alameda Ave Bet. N Lamer St & S Parish Pl

Day: Wednesday
Date: 1/19/2022

City: Burbank
Project #: CA22_020022_008w

West Bound

Time	< 15	15 - 19	20 - 24	25 - 29	30 - 34	35 - 39	40 - 44	45 - 49	50 - 54	55 - 59	60 - 64	65 - 69	70 +	Total
00:00 AM	0	0	0	0	6	13	12	5	1	2	0	0	0	39
01:00	0	0	1	1	3	6	3	6	2	0	0	0	0	22
02:00	0	0	1	1	0	5	5	3	1	0	0	0	0	16
03:00	0	0	1	2	3	8	3	7	3	1	0	0	0	28
04:00	0	1	1	0	4	12	8	3	1	0	0	0	0	30
05:00	0	0	1	3	12	32	35	23	6	2	0	0	0	114
06:00	0	1	4	14	32	77	104	32	13	1	0	0	0	278
07:00	1	5	13	45	138	229	117	48	3	2	0	0	0	601
08:00	3	6	25	59	221	202	95	19	1	0	0	0	0	631
09:00	5	11	25	52	154	203	124	25	4	0	0	0	0	603
10:00	4	11	18	42	131	196	108	39	4	1	0	0	0	554
11:00	1	7	22	46	143	196	130	39	6	0	0	0	0	590
12:00 PM	1	13	21	62	135	222	143	38	7	0	0	0	0	642
13:00	4	11	24	68	164	201	132	28	5	0	0	0	0	637
14:00	6	10	30	80	202	201	78	23	6	0	0	0	0	636
15:00	2	14	12	75	253	213	88	16	4	0	0	0	0	677
16:00	1	6	18	47	132	227	129	32	5	1	0	0	0	598
17:00	1	15	14	46	135	208	116	36	4	1	0	0	0	576
18:00	3	7	15	32	99	222	124	33	4	2	0	0	0	541
19:00	3	2	4	20	74	125	93	33	7	1	0	0	0	362
20:00	1	4	6	15	33	99	75	19	5	1	0	0	0	258
21:00	0	2	1	9	27	60	73	35	2	0	0	0	0	209
22:00	0	1	2	2	19	39	43	20	7	0	0	0	0	133
23:00	0	0	0	2	5	21	26	17	4	3	0	0	0	78
Totals	36	127	259	723	2125	3017	1864	579	105	18				8853
% of Totals	0%	1%	3%	8%	24%	34%	21%	7%	1%	0%				100%

AM Volumes	14	42	112	265	847	1179	744	249	45	9	0	0	0	3506
% AM	0%	0%	1%	3%	10%	13%	8%	3%	1%	0%				40%
AM Peak Hour	09:00	09:00	08:00	08:00	08:00	07:00	11:00	07:00	06:00					08:00
Volume	5	11	25	59	221	229	130	48	13	2				631
PM Volumes	22	85	147	458	1278	1838	1120	330	60	9	0	0	0	5347
% PM	0%	1%	2%	5%	14%	21%	13%	4%	1%	0%				60%
PM Peak Hour	14:00	17:00	14:00	14:00	15:00	16:00	12:00	12:00	12:00	23:00				15:00
Volume	6	15	30	80	253	227	143	38	7	3				677

Directional Peak Periods	AM 7-9			NOON 12-2			PM 4-6			Off Peak Volumes		
All Speeds	Volume		%	Volume		%	Volume		%	Volume		%
	1232	↔	14%	1279	↔	14%	1174	↔	13%	5168	↔	58%

Street Name	Direction	Percentiles					
		15th	50th	Average	85th	95th	ADT
W Alameda Ave	East Bound	33	39	39	44	48	9661
W Alameda Ave	West Bound	30	37	37	43	47	8853

Prepared by National Data & Surveying Services

SPEED

W Alameda Ave Bet. N Lamer St & S Parish Pl

Day: Wednesday
Date: 1/19/2022

City: Burbank
Project #: CA22_020022_008

Summary

Time	< 15	15 - 19	20 - 24	25 - 29	30 - 34	35 - 39	40 - 44	45 - 49	50 - 54	55 - 59	60 - 64	65 - 69	70 +	Total
00:00 AM	0	0	1	1	10	29	24	17	5	3	0	0	0	**90**
01:00	0	0	1	2	5	15	14	13	3	1	0	0	0	**54**
02:00	0	0	3	1	1	11	8	9	6	1	0	0	0	**40**
03:00	0	0	2	2	3	13	9	12	4	1	0	0	0	**46**
04:00	0	1	2	2	9	19	18	9	5	2	0	0	0	**67**
05:00	0	0	2	3	20	57	57	44	15	5	1	0	0	**204**
06:00	0	1	5	18	54	128	147	64	17	4	1	0	0	**439**
07:00	1	7	17	59	210	376	232	78	7	4	1	0	0	**992**
08:00	6	8	28	77	292	412	246	64	5	1	0	0	0	**1139**
09:00	5	14	26	72	238	389	260	72	13	3	0	0	0	**1092**
10:00	6	11	23	57	208	404	267	81	5	4	0	0	0	**1066**
11:00	2	7	27	65	231	439	301	97	17	3	1	0	0	**1190**
12:00 PM	4	20	23	81	232	483	331	111	20	1	1	0	0	**1307**
13:00	4	13	26	101	267	447	307	76	16	3	0	0	0	**1260**
14:00	8	12	39	110	363	472	229	72	11	1	0	0	0	**1317**
15:00	3	16	23	97	394	541	269	60	12	1	1	0	0	**1417**
16:00	2	10	24	85	335	584	321	83	12	1	1	0	0	**1458**
17:00	1	15	27	91	405	656	356	86	11	2	0	0	0	**1650**
18:00	3	8	21	55	258	560	319	88	8	4	0	0	0	**1324**
19:00	3	2	5	32	145	305	237	92	18	4	0	0	0	**843**
20:00	1	4	11	21	77	224	191	64	17	4	1	0	0	**615**
21:00	0	3	4	16	49	115	171	69	3	4	0	0	0	**434**
22:00	0	1	2	7	25	77	106	50	12	5	0	0	0	**285**
23:00	0	0	2	2	12	44	67	41	14	3	0	0	0	**185**
Totals	49	153	344	1057	3843	6800	4487	1452	256	65	8			18514
% of Totals	0%	1%	2%	6%	21%	37%	24%	8%	1%	0%	0%			100%

AM Volumes	20	49	137	359	1281	2292	1583	560	102	32	4	0	0	6419
% AM	0%	0%	1%	2%	7%	12%	9%	3%	1%	0%	0%			35%
AM Peak Hour	08:00	09:00	08:00	08:00	08:00	11:00	11:00	11:00	06:00	05:00	05:00			11:00
Volume	6	14	28	77	292	439	301	97	17	5	1			1190
PM Volumes	29	104	207	698	2562	4508	2904	892	154	33	4	0	0	12095
% PM	0%	1%	1%	4%	14%	24%	16%	5%	1%	0%	0%			65%
PM Peak Hour	14:00	12:00	14:00	14:00	17:00	17:00	17:00	12:00	12:00	22:00	12:00			17:00
Volume	8	20	39	110	405	656	356	111	20	5	1			1650

Directional Peak Periods	**AM 7-9**			**NOON 12-2**			**PM 4-6**			**Off Peak Volumes**		
All Speeds	Volume	↔	%	Volume	↔	%	Volume	↔	%	Volume	↔	%
	2131		12%	2567		14%	3108		17%	10708		58%

Street Name	Direction	Percentiles					
		15th	50th	Average	85th	95th	ADT
W Alameda Ave	Summary	32	38	38	44	48	18514

Prepared by NDS/ATD

Prepared by National Data & Surveying Services

VOLUME

W Alameda Ave Bet. N Lamer St & S Parish Pl

Day: Wednesday
Date: 1/19/2022

City: Burbank
Project #: CA22_020022_008

DAILY TOTALS	NB	SB	EB	WB	Total
	0	0	9,661	8,853	18,514

AM Period	NB	SB	EB		WB		TOTAL		PM Period	NB	SB	EB		WB		TOTAL	
00:00	0	0	14		12		26		12:00	0	0	164		182		346	
00:15	0	0	19		13		32		12:15	0	0	181		167		348	
00:30	0	0	12		6		18		12:30	0	0	161		137		298	
00:45	0	0	6	51	8	39	14	90	12:45	0	0	159	665	156	642	315	1307
01:00	0	0	10		8		18		13:00	0	0	140		159		299	
01:15	0	0	6		3		9		13:15	0	0	150		163		313	
01:30	0	0	8		2		10		13:30	0	0	176		133		309	
01:45	0	0	8	32	9	22	17	54	13:45	0	0	157	623	182	637	339	1260
02:00	0	0	5		7		12		14:00	0	0	133		161		294	
02:15	0	0	2		6		8		14:15	0	0	167		157		324	
02:30	0	0	10		1		11		14:30	0	0	178		166		344	
02:45	0	0	7	24	2	16	9	40	14:45	0	0	203	681	152	636	355	1317
03:00	0	0	6		12		18		15:00	0	0	180		201		381	
03:15	0	0	5		0		5		15:15	0	0	189		169		358	
03:30	0	0	6		7		13		15:30	0	0	184		150		334	
03:45	0	0	1	18	9	28	10	46	15:45	0	0	187	740	157	677	344	1417
04:00	0	0	6		10		16		16:00	0	0	205		148		353	
04:15	0	0	3		3		6		16:15	0	0	206		146		352	
04:30	0	0	13		8		21		16:30	0	0	216		165		381	
04:45	0	0	15	37	9	30	24	67	16:45	0	0	233	860	139	598	372	1458
05:00	0	0	19		8		27		17:00	0	0	263		153		416	
05:15	0	0	16		27		43		17:15	0	0	295		160		455	
05:30	0	0	22		33		55		17:30	0	0	277		138		415	
05:45	0	0	33	90	46	114	79	204	17:45	0	0	239	1074	125	576	364	1650
06:00	0	0	32		42		74		18:00	0	0	231		132		363	
06:15	0	0	35		71		106		18:15	0	0	204		143		347	
06:30	0	0	41		62		103		18:30	0	0	189		135		324	
06:45	0	0	53	161	103	278	156	439	18:45	0	0	159	783	131	541	290	1324
07:00	0	0	54		107		161		19:00	0	0	121		115		236	
07:15	0	0	78		127		205		19:15	0	0	128		89		217	
07:30	0	0	120		151		271		19:30	0	0	134		76		210	
07:45	0	0	139	391	216	601	355	992	19:45	0	0	98	481	82	362	180	843
08:00	0	0	127		148		275		20:00	0	0	98		76		174	
08:15	0	0	119		157		276		20:15	0	0	93		60		153	
08:30	0	0	129		169		298		20:30	0	0	96		64		160	
08:45	0	0	133	508	157	631	290	1139	20:45	0	0	70	357	58	258	128	615
09:00	0	0	113		169		282		21:00	0	0	56		66		122	
09:15	0	0	111		126		237		21:15	0	0	61		47		108	
09:30	0	0	123		135		258		21:30	0	0	55		54		109	
09:45	0	0	142	489	173	603	315	1092	21:45	0	0	53	225	42	209	95	434
10:00	0	0	120		130		250		22:00	0	0	44		36		80	
10:15	0	0	123		141		264		22:15	0	0	44		32		76	
10:30	0	0	116		128		244		22:30	0	0	33		30		63	
10:45	0	0	153	512	155	554	308	1066	22:45	0	0	31	152	35	133	66	285
11:00	0	0	161		145		306		23:00	0	0	35		25		60	
11:15	0	0	147		147		294		23:15	0	0	27		12		39	
11:30	0	0	140		147		287		23:30	0	0	30		16		46	
11:45	0	0	152	600	151	590	303	1190	23:45	0	0	15	107	25	78	40	185
TOTALS				2913		3506		**6419**	**TOTALS**				6748		5347		**12095**
SPLIT %				45.4%		54.6%		**34.7%**	**SPLIT %**				55.8%		44.2%		**65.3%**

DAILY TOTALS	NB	SB	EB	WB	Total
	0	0	9,661	8,853	18,514

AM Peak Hour			11:45	07:45	**11:45**	**PM Peak Hour**			17:00	14:30	**16:45**
AM Pk Volume			658	690	**1295**	**PM Pk Volume**			1074	688	**1658**
Pk Hr Factor			0.909	0.799	**0.930**	**Pk Hr Factor**			0.910	0.856	**0.911**
7 - 9 Volume	0	0	899	1232	**2131**	**4 - 6 Volume**	0	0	1934	1174	**3108**
7 - 9 Peak Hour			07:45	07:45	**07:45**	**4 - 6 Peak Hour**			17:00	16:30	**16:45**
7 - 9 Pk Volume	0	0	514	690	**1204**	**4 - 6 Pk Volume**	0	0	1074	617	**1658**
Pk Hr Factor	0.000	0.000	0.924	0.799	**0.848**	**Pk Hr Factor**	0.000	0.000	0.910	0.935	**0.911**

Prepared by NDS/ATD

Project #: CA22_020022_008 **City:** Burbank

Location: W Alameda Ave Bet. N Lamer St & S Parish **Date:** 1/19/2022

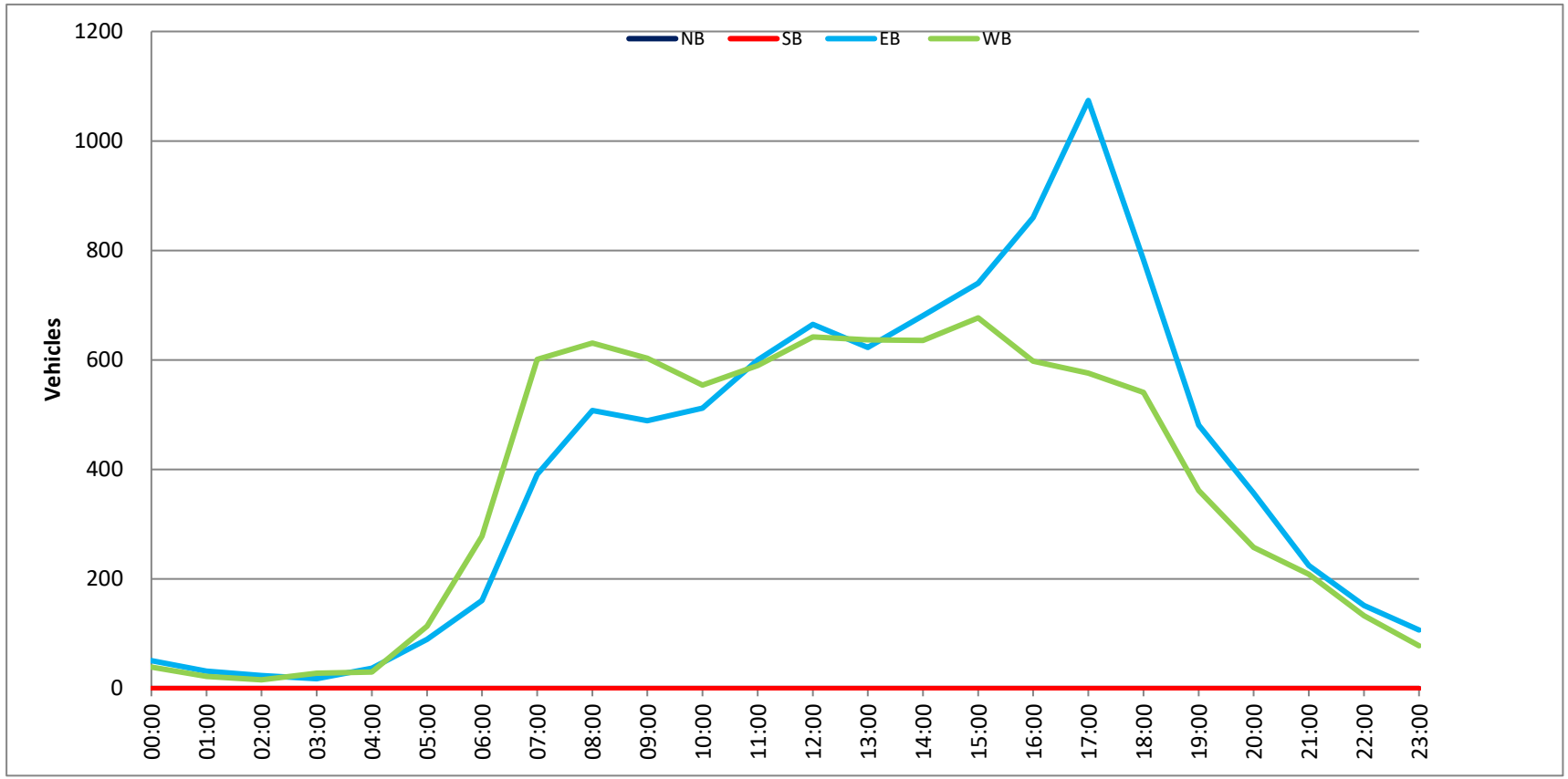

Prepared by National Data & Surveying Services

SPEED

W Alameda Ave Bet. N Lamer St & S Parish Pl

Day: Thursday
Date: 1/20/2022

City: Burbank
Project #: CA22_020022_008e

East Bound

Time	< 15	15 - 19	20 - 24	25 - 29	30 - 34	35 - 39	40 - 44	45 - 49	50 - 54	55 - 59	60 - 64	65 - 69	70 +	Total
00:00 AM	0	0	0	1	0	4	8	4	0	0	0	0	0	17
00:15	0	0	0	0	1	4	6	0	0	1	0	0	0	12
00:30	0	0	1	0	3	2	5	4	3	0	0	0	0	18
00:45	0	0	0	0	0	6	4	2	2	0	0	0	0	14
01:00	0	0	1	1	1	3	3	4	0	0	1	0	0	14
01:15	0	0	0	0	0	0	4	1	1	0	0	0	0	6
01:30	0	0	0	0	1	1	5	5	0	0	0	0	0	12
01:45	0	0	0	0	0	1	2	0	1	0	0	0	0	4
02:00	0	0	0	1	2	3	3	0	1	0	0	0	0	10
02:15	0	0	0	0	0	1	3	3	0	0	0	0	0	7
02:30	0	0	0	1	1	1	2	0	0	0	0	0	0	5
02:45	0	0	0	1	2	4	2	2	0	0	0	0	0	11
03:00	0	0	0	0	1	1	0	3	3	1	0	0	0	9
03:15	0	0	0	0	0	1	1	1	0	0	0	0	0	3
03:30	0	0	1	0	1	0	4	5	1	0	0	0	0	12
03:45	0	0	1	0	0	2	1	2	0	0	0	0	0	6
04:00	0	0	0	0	1	4	3	0	0	0	0	0	0	8
04:15	0	0	0	0	0	2	3	2	1	0	0	0	0	8
04:30	0	0	1	1	1	4	5	2	3	0	0	0	0	17
04:45	0	0	0	1	1	2	4	3	3	0	0	0	0	14
05:00	0	0	1	0	0	5	7	3	1	0	0	0	0	17
05:15	0	0	0	0	2	3	8	1	1	0	0	0	0	15
05:30	0	0	1	0	1	3	4	2	2	1	1	0	0	15
05:45	0	0	0	0	3	3	6	10	4	2	1	0	0	29
06:00	0	1	0	0	1	8	7	4	3	0	0	0	0	24
06:15	1	0	0	4	6	18	2	3	1	2	0	0	0	37
06:30	0	0	0	3	4	9	9	8	0	0	0	0	0	33
06:45	1	0	1	0	2	19	18	13	4	1	0	0	0	59
07:00	0	1	0	3	2	23	19	4	2	0	0	0	0	54
07:15	0	0	0	2	8	41	30	9	0	1	0	0	0	91
07:30	0	0	0	3	28	49	42	8	3	0	0	0	0	133
07:45	0	0	1	11	28	82	30	8	0	1	0	0	0	161
08:00	1	0	0	6	21	50	35	7	2	0	0	0	0	122
08:15	1	1	3	4	14	40	34	10	1	0	0	0	0	108
08:30	0	0	0	4	22	60	33	9	3	0	0	0	0	131
08:45	0	0	1	7	16	46	39	11	1	1	0	0	0	122
09:00	0	1	4	4	24	41	36	17	2	0	1	0	0	130
09:15	1	1	1	2	20	44	31	15	1	0	0	0	0	116
09:30	0	0	2	7	25	43	34	10	0	0	0	0	0	121
09:45	0	0	1	10	30	52	31	9	1	0	0	0	0	134
10:00	0	0	3	8	22	66	36	5	3	0	0	0	0	143
10:15	2	0	1	0	18	53	32	6	0	0	0	0	0	112
10:30	0	1	3	5	15	46	38	5	0	1	1	0	0	115
10:45	0	0	1	3	14	49	43	12	2	2	0	0	0	126
11:00	0	0	1	4	18	64	38	13	3	1	0	0	0	142
11:15	0	0	0	6	23	44	43	15	2	0	0	0	0	133
11:30	0	0	0	2	19	50	49	16	1	1	0	0	0	138
11:45	0	0	0	7	12	70	58	9	3	0	0	0	0	159
12:00 PM	0	0	1	5	18	67	50	22	2	0	0	0	0	165
12:15	1	0	2	5	39	62	46	6	2	1	0	0	0	164
12:30	3	2	3	8	40	83	36	5	1	0	0	0	0	181
12:45	0	0	1	1	35	68	38	11	4	0	0	0	0	158
13:00	0	0	0	11	29	43	51	16	4	0	0	0	0	154
13:15	0	1	0	3	25	49	55	17	5	2	0	0	0	157
13:30	0	0	3	3	35	76	41	9	2	1	0	0	0	170
13:45	0	1	1	1	18	77	42	13	2	0	0	0	0	155
14:00	0	0	1	5	26	84	50	19	2	1	0	0	0	188
14:15	0	0	1	3	27	77	48	15	1	0	0	0	0	172
14:30	0	0	0	4	24	61	52	13	6	0	0	0	0	160
14:45	0	1	4	8	34	79	49	14	2	0	0	0	0	191
15:00	0	0	3	14	47	80	54	15	0	0	0	0	0	213
15:15	0	0	4	5	50	87	44	12	4	1	0	0	0	207
15:30	0	1	0	5	25	89	53	21	3	0	1	0	0	198
15:45	0	1	3	15	36	86	49	17	4	0	0	0	0	211
16:00	0	0	1	11	55	101	58	13	0	1	0	0	0	240
16:15	0	0	2	6	55	104	45	12	1	0	1	0	0	226
16:30	0	0	1	23	81	71	38	18	2	0	0	0	0	234
16:45	0	0	4	24	58	82	44	7	0	0	0	0	0	219
17:00	0	0	3	12	86	110	44	12	0	0	0	0	0	267
17:15	0	1	4	10	80	131	30	7	2	0	0	0	0	265
17:30	0	2	3	18	81	98	33	8	1	0	0	0	0	244
17:45	0	0	2	5	45	96	35	10	3	0	0	0	0	196
18:00	0	1	3	17	58	91	39	12	2	0	0	0	0	223
18:15	0	0	2	7	39	93	62	14	1	2	0	0	0	220
18:30	0	1	1	10	53	78	48	17	3	2	0	0	0	213
18:45	0	0	0	15	30	51	37	16	1	1	0	0	0	151
19:00	0	0	2	2	17	73	52	14	3	0	0	0	0	163
19:15	1	0	2	5	16	60	24	13	0	1	0	0	0	122
19:30	0	0	0	5	21	45	28	9	1	0	0	0	0	109
19:45	0	0	1	5	22	47	29	9	1	0	0	0	0	114
20:00	0	0	2	4	20	42	26	8	0	0	0	0	0	102
20:15	0	0	1	3	15	33	20	4	1	0	0	0	0	77
20:30	0	0	0	4	16	33	21	9	2	0	0	0	0	85
20:45	0	0	2	5	14	30	19	8	1	0	0	0	0	79
21:00	0	0	0	6	12	25	15	5	0	0	0	0	0	63
21:15	0	0	2	2	14	30	19	6	2	0	0	0	0	75
21:30	0	0	2	0	10	21	13	3	2	0	0	0	0	51
21:45	0	0	0	6	11	23	15	6	0	0	0	0	0	61
22:00	0	0	2	0	10	21	13	3	0	0	0	0	0	49
22:15	0	0	0	1	9	18	11	3	1	0	0	0	0	43
22:30	0	0	0	2	6	14	9	4	0	0	0	0	0	35
22:45	0	0	0	1	7	15	10	0	2	0	0	0	0	35
23:00	0	0	0	0	7	16	10	6	0	0	0	0	0	39
23:15	0	0	0	2	6	12	8	2	0	0	0	0	0	30
23:30	0	0	0	1	4	9	6	2	0	0	0	0	0	22
23:45	0	0	0	1	3	7	5	1	0	0	0	0	0	17
Totals	12	18	99	421	1883	3975	2484	771	141	29	7			9840
% of Totals	0%	0%	1%	4%	19%	40%	25%	8%	1%	0%	0%			100%

AM Volumes	7	6	30	112	414	1127	860	285	65	16	5	0	0	2927
% AM	0%	0%	0%	1%	4%	11%	9%	3%	1%	0%	0%			30%
AM Peak Hour	11:45	08:15	08:15	09:15	11:45	11:45	11:30	11:15	05:15	05:30	05:00			11:45
Volume	4	2	8	27	109	282	203	62	10	5	2			669
PM Volumes	5	12	69	309	1469	2848	1624	486	76	13	2	0	0	6913
% PM	0%	0%	1%	3%	15%	29%	17%	5%	1%	0%	0%			70%
PM Peak Hour	12:00	17:15	16:45	16:30	16:30	17:00	15:30	15:00	12:45	18:00	15:30			16:45
Volume	4	4	14	69	305	435	205	65	15	5	2			995

Directional Peak Periods	AM 7-9			NOON 12-2			PM 4-6			Off Peak Volumes		
All Classes	Volume	⟷	%	Volume	⟷	%	Volume	⟷	%	Volume	⟷	%
	922		9%	1304		13%	1891		19%	5723		58%

Street Name	Direction	Percentiles					
		15th	50th	Average	85th	95th	ADT
W Alameda Ave	East Bound	32	38	38	44	48	9840
W Alameda Ave	West Bound	31	37	37	43	47	9042

Prepared by National Data & Surveying Services

SPEED

W Alameda Ave Bet. N Lamer St & S Parish Pl

Day: Thursday
Date: 1/20/2022

City: Burbank
Project #: CA22_020022_008w

West Bound

Time	< 15	15 - 19	20 - 24	25 - 29	30 - 34	35 - 39	40 - 44	45 - 49	50 - 54	55 - 59	60 - 64	65 - 69	70 +	Total
00:00 AM	0	0	0	0	0	4	6	4	3	0	1	0	0	18
00:15	0	0	0	0	0	1	2	2	2	0	0	0	0	7
00:30	0	0	0	0	0	1	3	1	0	0	0	0	0	5
00:45	0	0	0	0	3	5	3	0	0	0	0	0	0	11
01:00	0	0	0	0	0	6	1	0	0	1	0	0	0	8
01:15	0	0	1	0	1	2	3	1	0	0	0	0	0	8
01:30	0	0	0	0	0	0	1	2	0	0	0	0	0	3
01:45	0	0	0	0	1	1	2	2	1	0	0	0	0	7
02:00	0	0	0	1	0	0	0	1	1	1	0	0	0	4
02:15	0	0	1	0	0	0	2	1	0	0	0	0	0	4
02:30	0	0	0	0	0	1	2	4	1	0	0	0	0	8
02:45	0	0	0	0	1	2	0	1	0	0	0	0	0	4
03:00	0	0	0	0	1	0	1	1	1	0	0	0	0	4
03:15	0	0	0	0	0	0	0	0	0	0	0	0	0	0
03:30	0	0	1	0	0	2	3	0	3	0	0	0	0	9
03:45	1	0	0	0	1	1	1	1	0	0	0	0	0	5
04:00	0	0	0	0	0	4	2	0	0	0	0	0	0	6
04:15	0	0	0	0	0	2	1	0	0	1	0	0	0	4
04:30	0	0	0	1	1	3	1	2	0	2	0	0	0	10
04:45	0	0	0	0	0	5	5	2	0	0	0	0	0	12
05:00	0	0	0	0	0	6	1	1	0	0	0	0	0	8
05:15	0	0	0	2	2	6	7	1	2	0	0	0	0	20
05:30	0	0	1	1	2	7	7	3	1	0	0	0	0	22
05:45	0	0	0	0	5	13	16	8	2	0	0	0	0	44
06:00	0	0	0	1	2	19	12	6	7	2	0	0	0	49
06:15	0	0	0	2	5	21	22	9	3	1	0	0	0	63
06:30	0	0	1	2	9	17	18	11	1	1	0	0	0	60
06:45	0	1	0	3	18	28	25	14	2	0	0	0	0	91
07:00	1	4	0	3	21	35	32	14	2	0	1	0	0	113
07:15	0	1	3	3	22	39	24	8	1	1	0	0	0	102
07:30	1	2	1	12	27	64	48	23	2	0	0	0	0	180
07:45	0	4	5	13	35	102	45	12	0	0	0	0	0	216
08:00	2	6	6	15	38	74	56	9	1	0	0	0	0	207
08:15	0	0	5	14	24	57	40	14	2	0	0	0	0	156
08:30	1	2	3	4	33	53	44	16	2	0	0	0	0	158
08:45	0	4	4	9	38	51	45	10	5	0	0	0	0	166
09:00	0	1	2	7	41	65	30	11	1	3	0	0	0	161
09:15	0	4	4	12	30	41	37	3	1	0	0	0	0	132
09:30	2	6	3	14	41	41	22	4	0	0	0	0	0	133
09:45	1	4	9	19	42	48	19	8	1	0	0	0	0	151
10:00	1	2	3	6	28	63	16	8	3	0	0	0	0	130
10:15	0	0	5	16	26	45	25	13	1	1	0	0	0	132
10:30	0	1	3	22	40	67	22	3	3	0	0	0	0	161
10:45	0	2	4	18	40	44	28	5	0	1	0	0	0	142
11:00	1	4	12	18	38	38	28	8	0	0	0	0	0	147
11:15	0	1	4	11	31	62	33	8	1	0	0	0	0	151
11:30	0	2	4	16	42	53	30	12	2	0	0	0	0	161
11:45	2	2	0	7	29	60	36	19	1	0	0	0	0	156
12:00 PM	0	1	8	20	37	56	38	3	0	0	0	0	0	163
12:15	4	4	11	23	20	57	39	9	4	0	0	0	0	171
12:30	1	5	4	16	44	48	21	5	1	0	0	0	0	145
12:45	1	6	1	6	49	71	39	8	1	0	0	0	0	182
13:00	0	3	0	5	26	75	32	14	1	1	0	0	0	157
13:15	2	8	6	9	36	75	37	11	0	1	0	0	0	185
13:30	0	0	5	13	44	68	43	6	2	0	0	0	0	181
13:45	0	1	7	18	37	78	36	7	4	1	0	0	0	189
14:00	2	1	1	6	40	56	34	11	0	0	0	0	0	151
14:15	0	6	7	10	37	64	41	4	1	0	0	0	0	170
14:30	3	3	5	15	36	73	38	5	1	0	0	0	0	179
14:45	4	4	2	13	29	60	41	8	2	0	0	0	0	163
15:00	1	4	7	35	62	59	24	11	3	0	0	0	0	206
15:15	1	3	4	13	27	66	40	9	1	0	0	0	0	164
15:30	0	4	1	10	52	55	33	9	2	1	0	0	0	167
15:45	1	5	3	10	28	51	29	9	3	0	0	0	0	139
16:00	1	1	3	7	47	41	26	7	1	0	0	0	0	134
16:15	3	9	6	12	28	63	31	6	0	0	0	0	0	158
16:30	0	4	9	17	42	57	24	3	2	1	0	0	0	159
16:45	1	2	8	14	40	44	30	4	0	0	0	0	0	143
17:00	1	0	2	11	48	67	25	3	1	2	0	0	0	160
17:15	2	4	5	18	34	46	26	7	0	0	0	0	0	142
17:30	4	1	6	23	50	46	24	7	2	1	0	0	0	164
17:45	0	2	5	12	31	62	30	3	0	0	0	0	0	145
18:00	1	1	0	11	41	49	31	10	1	0	0	0	0	145
18:15	0	4	2	6	36	66	19	2	0	1	0	0	0	136
18:30	0	2	2	8	28	51	30	7	2	0	0	0	0	130
18:45	2	3	4	11	32	50	14	5	3	1	0	0	0	125
19:00	1	0	1	3	27	46	30	8	1	0	0	0	0	117
19:15	0	2	5	8	25	31	19	5	0	0	0	0	0	95
19:30	0	0	0	5	27	35	19	4	0	0	0	0	0	90
19:45	0	0	0	9	25	29	23	6	1	0	0	0	0	93
20:00	0	1	0	5	17	18	22	9	2	0	0	0	0	74
20:15	0	0	1	5	6	22	23	7	1	0	0	0	0	65
20:30	0	0	1	0	11	23	21	5	2	2	0	0	0	65
20:45	0	0	0	5	8	17	9	5	1	0	0	0	0	45
21:00	0	0	3	3	10	17	18	6	1	1	1	0	0	60
21:15	1	0	1	2	5	13	16	6	2	2	0	0	0	48
21:30	0	0	0	0	8	14	13	7	0	1	0	0	0	43
21:45	0	0	0	0	3	11	14	3	3	0	1	0	0	35
22:00	0	0	0	3	2	16	11	4	1	0	0	0	0	37
22:15	0	0	0	2	1	8	4	5	1	0	1	0	0	22
22:30	0	0	1	2	5	7	7	4	5	0	0	0	0	31
22:45	0	0	1	1	5	15	8	5	0	0	0	0	0	35
23:00	0	0	0	0	2	13	9	2	1	0	0	0	0	27
23:15	0	0	2	0	1	5	4	1	0	1	0	0	0	14
23:30	0	0	1	1	2	9	7	2	0	0	0	0	0	22
23:45	0	2	0	1	3	8	5	3	0	0	0	0	0	22
Totals	50	149	225	679	1972	3270	1964	576	119	32	5			9042
% of Totals	1%	2%	2%	8%	22%	36%	22%	6%	1%	0%	0%			100%

AM Volumes	13	53	85	252	718	1259	807	286	59	15	2	0	0	3549
% AM	0%	1%	1%	3%	8%	14%	9%	3%	1%	0%	0%			39%
AM Peak Hour	11:45	09:15	10:15	10:15	09:00	07:30	07:30	06:45	05:30	05:45				07:30
Volume	7	16	24	74	154	297	189	59	13	4	1			759
PM Volumes	37	96	141	427	1254	2011	1157	290	60	17	3	0	0	5493
% PM	0%	1%	2%	5%	14%	22%	13%	3%	1%	0%	0%			61%
PM Peak Hour	14:00	12:30	16:00	14:30	16:45	13:00	13:30	12:45	21:45	20:30	21:00			14:15
Volume	9	22	26	76	172	296	154	39	10	5	2			718

Directional Peak Periods	AM 7-9			NOON 12-2			PM 4-6			Off Peak Volumes		
All Classes	Volume	⟷	%	Volume	⟷	%	Volume	⟷	%	Volume	⟷	%
	1298	⟷	14%	1373	⟷	15%	1205	⟷	13%	5166	⟷	57%

Street Name	Direction	Percentiles					
		15th	50th	Average	85th	95th	ADT
W Alameda Ave	East Bound	32	38	38	44	48	9840
W Alameda Ave	West Bound	31	37	37	43	47	9042

Prepared by National Data & Surveying Services

SPEED

W Alameda Ave Bet. N Lamer St & S Parish Pl

Day: Thursday
Date: 1/20/2022

City: Burbank
Project #: CA22_020022_008

Summary

Time	< 15	15 - 19	20 - 24	25 - 29	30 - 34	35 - 39	40 - 44	45 - 49	50 - 54	55 - 59	60 - 64	65 - 69	70 +	Total
00:00 AM	0	0	0	1	0	8	14	8	3	0	1	0	0	35
00:15	0	0	0	0	1	5	8	2	2	1	0	0	0	19
00:30	0	0	1	0	3	3	8	5	3	0	0	0	0	23
00:45	0	0	0	0	3	11	7	2	2	0	0	0	0	25
01:00	0	0	1	1	1	9	4	4	0	1	1	0	0	22
01:15	0	0	1	0	1	2	7	2	1	0	0	0	0	14
01:30	0	0	0	0	1	1	6	7	0	0	0	0	0	15
01:45	0	0	0	0	1	2	4	2	2	0	0	0	0	11
02:00	0	0	0	2	2	3	3	1	2	1	0	0	0	14
02:15	0	0	1	0	0	1	5	4	0	0	0	0	0	11
02:30	0	0	0	1	1	2	4	4	1	0	0	0	0	13
02:45	0	0	0	1	3	6	2	3	0	0	0	0	0	15
03:00	0	0	0	0	2	1	1	4	4	1	0	0	0	13
03:15	0	0	0	0	0	1	1	1	0	0	0	0	0	3
03:30	0	0	2	0	1	2	7	5	4	0	0	0	0	21
03:45	1	0	1	0	1	3	2	3	0	0	0	0	0	11
04:00	0	0	0	0	1	8	5	0	0	0	0	0	0	14
04:15	0	0	0	0	0	4	4	2	1	1	0	0	0	12
04:30	0	0	1	2	2	7	6	4	3	2	0	0	0	27
04:45	0	0	0	1	1	7	9	5	3	0	0	0	0	26
05:00	0	0	1	0	0	11	8	4	1	0	0	0	0	25
05:15	0	0	0	2	4	9	15	2	3	0	0	0	0	35
05:30	0	0	2	1	3	10	11	5	3	1	1	0	0	37
05:45	0	0	0	0	8	16	22	18	6	2	1	0	0	73
06:00	0	1	0	1	3	27	19	10	10	2	0	0	0	73
06:15	1	0	0	6	11	39	24	12	4	3	0	0	0	100
06:30	0	0	1	5	13	26	27	19	1	1	0	0	0	93
06:45	1	1	1	3	20	47	43	27	6	1	0	0	0	150
07:00	1	5	0	6	23	58	51	18	4	0	1	0	0	167
07:15	0	1	3	5	30	80	54	17	1	2	0	0	0	193
07:30	1	2	1	15	55	113	90	31	5	0	0	0	0	313
07:45	0	4	6	24	63	184	75	20	0	1	0	0	0	377
08:00	3	6	6	21	59	124	91	16	3	0	0	0	0	329
08:15	1	1	8	18	38	97	74	24	3	0	0	0	0	264
08:30	1	2	3	8	55	113	77	25	5	0	0	0	0	289
08:45	0	4	5	16	54	97	84	21	6	1	0	0	0	288
09:00	0	2	6	11	65	106	66	28	3	3	1	0	0	291
09:15	1	5	5	14	50	85	68	18	2	0	0	0	0	248
09:30	2	6	5	21	66	84	56	14	0	0	0	0	0	254
09:45	1	4	10	29	72	100	50	17	2	0	0	0	0	285
10:00	1	2	6	14	50	129	52	13	6	0	0	0	0	273
10:15	2	0	6	16	44	98	57	19	1	1	0	0	0	244
10:30	0	2	6	27	55	113	60	8	3	1	1	0	0	276
10:45	0	2	5	21	54	93	71	17	2	3	0	0	0	268
11:00	1	4	13	22	56	102	66	21	3	1	0	0	0	289
11:15	0	1	4	17	54	106	76	23	3	0	0	0	0	284
11:30	0	2	4	18	61	103	79	28	3	1	0	0	0	299
11:45	2	2	0	14	41	130	94	28	4	0	0	0	0	315
12:00 PM	0	1	9	25	55	123	88	25	2	0	0	0	0	328
12:15	5	4	13	28	59	119	85	15	6	1	0	0	0	335
12:30	4	7	7	24	84	131	57	10	2	0	0	0	0	326
12:45	1	6	2	7	84	139	77	19	5	0	0	0	0	340
13:00	0	3	0	16	55	118	83	30	5	1	0	0	0	311
13:15	2	9	6	12	61	124	92	28	5	3	0	0	0	342
13:30	0	0	8	16	79	144	84	15	4	1	0	0	0	351
13:45	0	2	8	19	55	155	78	20	6	1	0	0	0	344
14:00	2	1	2	11	66	140	84	30	2	1	0	0	0	339
14:15	0	6	8	13	64	141	89	19	2	0	0	0	0	342
14:30	3	3	5	19	60	134	90	18	7	0	0	0	0	339
14:45	4	5	6	21	63	139	90	22	4	0	0	0	0	354
15:00	1	4	10	49	109	139	78	26	3	0	0	0	0	419
15:15	1	3	8	18	77	153	84	21	5	1	0	0	0	371
15:30	0	5	1	15	77	144	86	30	5	1	1	0	0	365
15:45	1	6	6	25	64	137	78	26	7	0	0	0	0	350
16:00	1	1	4	18	102	142	84	20	1	1	0	0	0	374
16:15	3	9	8	18	83	167	76	18	1	0	1	0	0	384
16:30	0	4	10	40	123	128	62	21	4	1	0	0	0	393
16:45	1	2	12	38	98	126	74	11	0	0	0	0	0	362
17:00	1	0	5	23	134	177	69	15	1	2	0	0	0	427
17:15	2	5	9	28	114	177	56	14	2	0	0	0	0	407
17:30	4	3	9	41	131	144	57	15	3	1	0	0	0	408
17:45	0	2	7	17	76	158	65	13	3	0	0	0	0	341
18:00	1	2	3	28	99	140	70	22	3	0	0	0	0	368
18:15	0	4	4	13	75	159	81	16	1	3	0	0	0	356
18:30	0	3	3	18	81	129	78	24	5	2	0	0	0	343
18:45	2	3	4	26	62	101	51	21	4	2	0	0	0	276
19:00	1	0	3	5	44	119	82	22	4	0	0	0	0	280
19:15	1	2	7	13	41	91	43	18	0	1	0	0	0	217
19:30	0	0	0	10	48	80	47	13	1	0	0	0	0	199
19:45	0	0	1	14	47	76	52	15	2	0	0	0	0	207
20:00	0	1	2	9	37	60	48	17	2	0	0	0	0	176
20:15	0	0	2	8	21	55	43	11	2	0	0	0	0	142
20:30	0	0	1	4	27	56	42	14	4	2	0	0	0	150
20:45	0	0	2	10	22	47	28	13	2	0	0	0	0	124
21:00	0	0	3	9	22	42	33	11	1	1	1	0	0	123
21:15	1	0	3	4	19	43	35	12	4	2	0	0	0	123
21:30	0	0	2	0	18	35	26	10	2	1	0	0	0	94
21:45	0	0	0	6	14	34	29	9	3	0	1	0	0	96
22:00	0	0	2	3	12	37	24	7	1	0	0	0	0	86
22:15	0	0	0	3	10	26	15	8	2	0	1	0	0	65
22:30	0	0	1	4	11	21	16	8	5	0	0	0	0	66
22:45	0	0	1	2	12	30	18	5	2	0	0	0	0	70
23:00	0	0	0	0	9	29	19	8	1	0	0	0	0	66
23:15	0	0	2	2	7	17	12	3	0	1	0	0	0	44
23:30	0	0	1	2	6	18	13	4	0	0	0	0	0	44
23:45	0	2	0	2	6	15	10	4	0	0	0	0	0	39
Totals	62	167	325	1100	3855	7245	4448	1347	260	61	12			18882
% of Totals	0%	1%	2%	6%	20%	38%	24%	7%	1%	0%	0%			100%

AM Volumes	20	59	115	364	1132	2386	1667	571	124	31	7	0	0	6476
% AM	0%	0%	1%	2%	6%	13%	9%	3%	1%	0%	0%			34%
AM Peak Hour	11:45	08:45	10:15	11:45	09:00	07:30	11:30	11:15	05:30	05:30	05:00			11:45
Volume	11	17	30	91	253	518	346	104	23	8	2			1304
PM Volumes	42	108	210	736	2723	4859	2781	776	136	30	5	0	0	12406
% PM	0%	1%	1%	4%	14%	26%	15%	4%	1%	0%	0%			66%
PM Peak Hour	12:00	12:30	16:30	16:45	16:45	17:00	14:00	15:00	13:00	18:00	15:30			16:45
Volume	10	25	36	130	477	656	353	103	20	7	2			1604

Directional Peak Periods	AM 7-9			NOON 12-2			PM 4-6			Off Peak Volumes		
All Classes	Volume	↔	%	Volume	↔	%	Volume	↔	%	Volume	↔	%
	2220		12%	2677		14%	3096		16%	10889		58%

Street Name	Direction	Percentiles					
		15th	50th	Average	85th	95th	ADT
W Alameda Ave	Summary	32	38	38	44	48	18882

Prepared by National Data & Surveying Services

SPEED

W Alameda Ave Bet. N Lamer St & S Parish Pl

Day: Thursday
Date: 1/20/2022

City: Burbank
Project #: CA22_020022_008e

East Bound

Time	< 15	15 - 19	20 - 24	25 - 29	30 - 34	35 - 39	40 - 44	45 - 49	50 - 54	55 - 59	60 - 64	65 - 69	70 +	Total
00:00 AM	0	0	1	1	4	16	23	10	5	1	0	0	0	**61**
01:00	0	0	1	1	2	5	14	10	2	0	1	0	0	**36**
02:00	0	0	0	3	5	9	10	5	1	0	0	0	0	**33**
03:00	0	0	2	0	2	4	6	11	4	1	0	0	0	**30**
04:00	0	0	1	2	3	12	15	7	7	0	0	0	0	**47**
05:00	0	0	2	0	6	14	25	16	8	3	2	0	0	**76**
06:00	2	1	1	7	13	54	36	28	8	3	0	0	0	**153**
07:00	0	1	1	19	66	195	121	29	5	2	0	0	0	**439**
08:00	2	1	4	21	73	196	141	37	7	1	0	0	0	**483**
09:00	1	2	8	23	99	180	132	51	4	0	1	0	0	**501**
10:00	2	1	8	16	69	214	149	28	5	3	1	0	0	**496**
11:00	0	0	1	19	72	228	188	53	9	2	0	0	0	**572**
12:00 PM	4	2	7	19	132	280	170	44	9	1	0	0	0	**668**
13:00	0	2	4	18	107	245	189	55	13	3	0	0	0	**636**
14:00	0	1	6	20	111	301	199	61	11	1	0	0	0	**711**
15:00	0	2	10	39	158	342	200	65	11	1	1	0	0	**829**
16:00	0	0	8	64	249	358	185	50	3	1	1	0	0	**919**
17:00	0	3	12	45	292	435	142	37	6	0	0	0	0	**972**
18:00	0	2	6	49	180	313	186	59	7	5	0	0	0	**807**
19:00	1	0	5	17	76	225	133	45	5	1	0	0	0	**508**
20:00	0	0	5	16	65	138	86	29	4	0	0	0	0	**343**
21:00	0	0	4	14	47	99	62	20	4	0	0	0	0	**250**
22:00	0	0	2	4	32	68	43	10	3	0	0	0	0	**162**
23:00	0	0	0	4	20	44	29	11	0	0	0	0	0	**108**
Totals	**12**	**18**	**99**	**421**	**1883**	**3975**	**2484**	**771**	**141**	**29**	**7**			**9840**
% of Totals	0%	0%	1%	4%	19%	40%	25%	8%	1%	0%	0%			100%

AM Volumes	7	6	30	112	414	1127	860	285	65	16	5	0	0	2927
% AM	0%	0%	0%	1%	4%	11%	9%	3%	1%	0%	0%			30%
AM Peak Hour	06:00	09:00	09:00	09:00	09:00	11:00	11:00	11:00	11:00	05:00	05:00			11:00
Volume	2	2	8	23	99	228	188	53	9	3	2			572
PM Volumes	5	12	69	309	1469	2848	1624	486	76	13	2	0	0	6913
% PM	0%	0%	1%	3%	15%	29%	17%	5%	1%	0%	0%			70%
PM Peak Hour	12:00	17:00	17:00	16:00	17:00	17:00	15:00	15:00	13:00	18:00	15:00			17:00
Volume	4	3	12	64	292	435	200	65	13	5	1			972

Directional Peak Periods	**AM 7-9**			**NOON 12-2**			**PM 4-6**			**Off Peak Volumes**		
All Speeds	Volume	↔	%	Volume	↔	%	Volume	↔	%	Volume	↔	%
	922		9%	1304		13%	1891		19%	5723		58%

Street Name	Direction	Percentiles					
		15th	50th	Average	85th	95th	ADT
W Alameda Ave	East Bound	32	38	38	44	48	9840
W Alameda Ave	West Bound	31	37	37	43	47	9042

Prepared by National Data & Surveying Services

SPEED

W Alameda Ave Bet. N Lamer St & S Parish Pl

Day: Thursday
Date: 1/20/2022

City: Burbank
Project #: CA22_020022_008w

West Bound

Time	< 15	15 - 19	20 - 24	25 - 29	30 - 34	35 - 39	40 - 44	45 - 49	50 - 54	55 - 59	60 - 64	65 - 69	70 +	Total
00:00 AM	0	0	0	0	3	11	14	7	5	0	1	0	0	**41**
01:00	0	0	1	0	2	9	7	5	1	1	0	0	0	**26**
02:00	0	0	1	1	1	3	4	7	2	1	0	0	0	**20**
03:00	1	0	1	0	2	3	5	2	4	0	0	0	0	**18**
04:00	0	0	0	1	1	14	9	4	0	3	0	0	0	**32**
05:00	0	0	1	3	9	32	31	13	5	0	0	0	0	**94**
06:00	0	1	1	8	34	85	77	40	13	4	0	0	0	**263**
07:00	2	11	9	31	105	240	149	57	5	1	1	0	0	**611**
08:00	3	12	18	42	133	235	185	49	10	0	0	0	0	**687**
09:00	3	15	18	52	154	195	108	26	3	3	0	0	0	**577**
10:00	1	5	15	62	134	219	91	29	7	2	0	0	0	**565**
11:00	3	9	20	52	140	213	127	47	4	0	0	0	0	**615**
12:00 PM	6	16	24	65	150	232	137	25	6	0	0	0	0	**661**
13:00	2	12	18	45	143	296	148	38	7	3	0	0	0	**712**
14:00	9	14	15	44	142	253	154	28	4	0	0	0	0	**663**
15:00	3	16	15	68	169	231	126	38	9	1	0	0	0	**676**
16:00	5	16	26	50	157	205	111	20	3	1	0	0	0	**594**
17:00	7	7	18	64	163	221	105	20	3	3	0	0	0	**611**
18:00	3	10	8	36	137	216	94	24	6	2	0	0	0	**536**
19:00	1	2	6	25	104	141	91	23	2	0	0	0	0	**395**
20:00	0	1	2	15	42	80	75	26	6	2	0	0	0	**249**
21:00	1	0	4	5	26	55	61	22	6	4	2	0	0	**186**
22:00	0	0	2	8	13	46	30	18	7	0	1	0	0	**125**
23:00	0	2	3	2	8	35	25	8	1	1	0	0	0	**85**
Totals	**50**	**149**	**226**	**679**	**1972**	**3270**	**1964**	**576**	**119**	**32**	**5**			**9042**
% of Totals	1%	2%	2%	8%	22%	36%	22%	6%	1%	0%	0%			100%

AM Volumes	13	53	85	252	718	1259	807	286	59	15	2	0	0	3549
% AM	0%	1%	1%	3%	8%	14%	9%	3%	1%	0%	0%			39%
AM Peak Hour	08:00	09:00	11:00	10:00	09:00	07:00	08:00	07:00	06:00	06:00				08:00
Volume	3	15	20	62	154	240	185	57	13	4	1			687
PM Volumes	37	96	141	427	1254	2011	1157	290	60	17	3	0	0	5493
% PM	0%	1%	2%	5%	14%	22%	13%	3%	1%	0%	0%			61%
PM Peak Hour	14:00	12:00	16:00	15:00	15:00	13:00	14:00	13:00	15:00	21:00	21:00			13:00
Volume	9	16	26	68	169	296	154	38	9	4	2			712

Directional Peak Periods	**AM 7-9**			**NOON 12-2**			**PM 4-6**			**Off Peak Volumes**		
All Speeds	Volume	↔	%	Volume	↔	%	Volume	↔	%	Volume	↔	%
	1298		14%	1373		15%	1205		13%	5166		57%

Street Name	Direction	Percentiles					
		15th	50th	Average	85th	95th	ADT
W Alameda Ave	East Bound	32	38	38	44	48	9840
W Alameda Ave	West Bound	31	37	37	43	47	9042

Prepared by National Data & Surveying Services

SPEED

W Alameda Ave Bet. N Lamer St & S Parish Pl

Day: Thursday
Date: 1/20/2022

City: Burbank
Project #: CA22_020022_008

Summary

Time	< 15	15 - 19	20 - 24	25 - 29	30 - 34	35 - 39	40 - 44	45 - 49	50 - 54	55 - 59	60 - 64	65 - 69	70 +	Total
00:00 AM	0	0	1	1	7	27	37	17	10	1	1	0	0	**102**
01:00	0	0	2	1	4	14	21	15	3	1	1	0	0	**62**
02:00	0	0	1	4	6	12	14	12	3	1	0	0	0	**53**
03:00	1	0	3	0	4	7	11	13	8	1	0	0	0	**48**
04:00	0	0	1	3	4	26	24	11	7	3	0	0	0	**79**
05:00	0	0	3	3	15	46	56	29	13	3	2	0	0	**170**
06:00	2	2	2	15	47	139	113	68	21	7	0	0	0	**416**
07:00	2	12	10	50	171	435	270	86	10	3	1	0	0	**1050**
08:00	5	13	22	63	206	431	326	86	17	1	0	0	0	**1170**
09:00	4	17	26	75	253	375	240	77	7	3	1	0	0	**1078**
10:00	3	6	23	78	203	433	240	57	12	5	1	0	0	**1061**
11:00	3	9	21	71	212	441	315	100	13	2	0	0	0	**1187**
12:00 PM	10	18	31	84	282	512	307	69	15	1	0	0	0	**1329**
13:00	2	14	22	63	250	541	337	93	20	6	0	0	0	**1348**
14:00	9	15	21	64	253	554	353	89	15	1	0	0	0	**1374**
15:00	3	18	25	107	327	573	326	103	20	2	1	0	0	**1505**
16:00	5	16	34	114	406	563	296	70	6	2	1	0	0	**1513**
17:00	7	10	30	109	455	656	247	57	9	3	0	0	0	**1583**
18:00	3	12	14	85	317	529	280	83	13	7	0	0	0	**1343**
19:00	2	2	11	42	180	366	224	68	7	1	0	0	0	**903**
20:00	0	1	7	31	107	218	161	55	10	2	0	0	0	**592**
21:00	1	0	8	19	73	154	123	42	10	4	2	0	0	**436**
22:00	0	0	4	12	45	114	73	28	10	0	1	0	0	**287**
23:00	0	2	3	6	28	79	54	19	1	1	0	0	0	**193**
Totals	**62**	**167**	**325**	**1100**	**3855**	**7245**	**4448**	**1347**	**260**	**61**	**12**			**18882**
% of Totals	0%	1%	2%	6%	20%	38%	24%	7%	1%	0%	0%			100%

AM Volumes	20	59	115	364	1132	2386	1667	571	124	31	7	0	0	6476
% AM	0%	0%	1%	2%	6%	13%	9%	3%	1%	0%	0%			34%
AM Peak Hour	08:00	09:00	09:00	10:00	09:00	11:00	08:00	11:00	06:00	06:00	05:00			11:00
Volume	5	17	26	78	253	441	326	100	21	7	2			1187
PM Volumes	42	108	210	736	2723	4859	2781	776	136	30	5	0	0	12406
% PM	0%	1%	1%	4%	14%	26%	15%	4%	1%	0%	0%			66%
PM Peak Hour	12:00	12:00	16:00	16:00	17:00	17:00	14:00	15:00	13:00	18:00	21:00			17:00
Volume	10	18	34	114	455	656	353	103	20	7	2			1583

Directional Peak Periods	AM 7-9			NOON 12-2			PM 4-6			Off Peak Volumes		
All Speeds	Volume	↔	%	Volume	↔	%	Volume	↔	%	Volume	↔	%
	2220		12%	2677		14%	3096		16%	10889		58%

Street Name	Direction	Percentiles					
		15th	50th	Average	85th	95th	ADT
W Alameda Ave	Summary	32	38	38	44	48	18882

Prepared by NDS/ATD

Prepared by National Data & Surveying Services

VOLUME

W Alameda Ave Bet. N Lamer St & S Parish Pl

Day: Thursday
Date: 1/20/2022

City: Burbank
Project #: CA22_020022_008

DAILY TOTALS	NB	SB	EB	WB	Total
	0	0	9,840	9,042	18,882

AM Period	NB	SB	EB		WB		TOTAL		PM Period	NB	SB	EB		WB		TOTAL	
00:00	0	0	17		18		35		12:00	0	0	165		163		328	
00:15	0	0	12		7		19		12:15	0	0	164		171		335	
00:30	0	0	18		5		23		12:30	0	0	181		145		326	
00:45	0	0	14	61	11	41	25	102	12:45	0	0	158	668	182	661	340	1329
01:00	0	0	14		8		22		13:00	0	0	154		157		311	
01:15	0	0	6		8		14		13:15	0	0	157		185		342	
01:30	0	0	12		3		15		13:30	0	0	170		181		351	
01:45	0	0	4	36	7	26	11	62	13:45	0	0	155	636	189	712	344	1348
02:00	0	0	10		4		14		14:00	0	0	188		151		339	
02:15	0	0	7		4		11		14:15	0	0	172		170		342	
02:30	0	0	5		8		13		14:30	0	0	160		179		339	
02:45	0	0	11	33	4	20	15	53	14:45	0	0	191	711	163	663	354	1374
03:00	0	0	9		4		13		15:00	0	0	213		206		419	
03:15	0	0	3		0		3		15:15	0	0	207		164		371	
03:30	0	0	12		9		21		15:30	0	0	198		167		365	
03:45	0	0	6	30	5	18	11	48	15:45	0	0	211	829	139	676	350	1505
04:00	0	0	8		6		14		16:00	0	0	240		134		374	
04:15	0	0	8		4		12		16:15	0	0	226		158		384	
04:30	0	0	17		10		27		16:30	0	0	234		159		393	
04:45	0	0	14	47	12	32	26	79	16:45	0	0	219	919	143	594	362	1513
05:00	0	0	17		8		25		17:00	0	0	267		160		427	
05:15	0	0	15		20		35		17:15	0	0	265		142		407	
05:30	0	0	15		22		37		17:30	0	0	244		164		408	
05:45	0	0	29	76	44	94	73	170	17:45	0	0	196	972	145	611	341	1583
06:00	0	0	24		49		73		18:00	0	0	223		145		368	
06:15	0	0	37		63		100		18:15	0	0	220		136		356	
06:30	0	0	33		60		93		18:30	0	0	213		130		343	
06:45	0	0	59	153	91	263	150	416	18:45	0	0	151	807	125	536	276	1343
07:00	0	0	54		113		167		19:00	0	0	163		117		280	
07:15	0	0	91		102		193		19:15	0	0	122		95		217	
07:30	0	0	133		180		313		19:30	0	0	109		90		199	
07:45	0	0	161	439	216	611	377	1050	19:45	0	0	114	508	93	395	207	903
08:00	0	0	122		207		329		20:00	0	0	102		74		176	
08:15	0	0	108		156		264		20:15	0	0	77		65		142	
08:30	0	0	131		158		289		20:30	0	0	85		65		150	
08:45	0	0	122	483	166	687	288	1170	20:45	0	0	79	343	45	249	124	592
09:00	0	0	130		161		291		21:00	0	0	63		60		123	
09:15	0	0	116		132		248		21:15	0	0	75		48		123	
09:30	0	0	121		133		254		21:30	0	0	51		43		94	
09:45	0	0	134	501	151	577	285	1078	21:45	0	0	61	250	35	186	96	436
10:00	0	0	143		130		273		22:00	0	0	49		37		86	
10:15	0	0	112		132		244		22:15	0	0	43		22		65	
10:30	0	0	115		161		276		22:30	0	0	35		31		66	
10:45	0	0	126	496	142	565	268	1061	22:45	0	0	35	162	35	125	70	287
11:00	0	0	142		147		289		23:00	0	0	39		27		66	
11:15	0	0	133		151		284		23:15	0	0	30		14		44	
11:30	0	0	138		161		299		23:30	0	0	22		22		44	
11:45	0	0	159	572	156	615	315	1187	23:45	0	0	17	108	22	85	39	193
TOTALS				2927		3549		6476	TOTALS				6913		5493		12406
SPLIT %				45.2%		54.8%		34.3%	SPLIT %				55.7%		44.3%		65.7%

DAILY TOTALS	NB	SB	EB	WB	Total
	0	0	9,840	9,042	18,882

AM Peak Hour			11:45	07:30	11:45	PM Peak Hour			16:45	14:15	16:45
AM Pk Volume			669	759	1304	PM Pk Volume			995	718	1604
Pk Hr Factor			0.924	0.878	0.973	Pk Hr Factor			0.932	0.871	0.939
7 - 9 Volume	0	0	922	1298	2220	4 - 6 Volume	0	0	1891	1205	3096
7 - 9 Peak Hour			07:30	07:30	07:30	4 - 6 Peak Hour			16:45	16:15	16:45
7 - 9 Pk Volume	0	0	524	759	1283	4 - 6 Pk Volume	0	0	995	620	1604
Pk Hr Factor	0.000	0.000	0.814	0.878	0.851	Pk Hr Factor	0.000	0.000	0.932	0.969	0.939

Prepared by NDS/ATD

Project #: CA22_020022_008 **City:** Burbank

Location: W Alameda Ave Bet. N Lamer St & S Parish **Date:** 1/20/2022

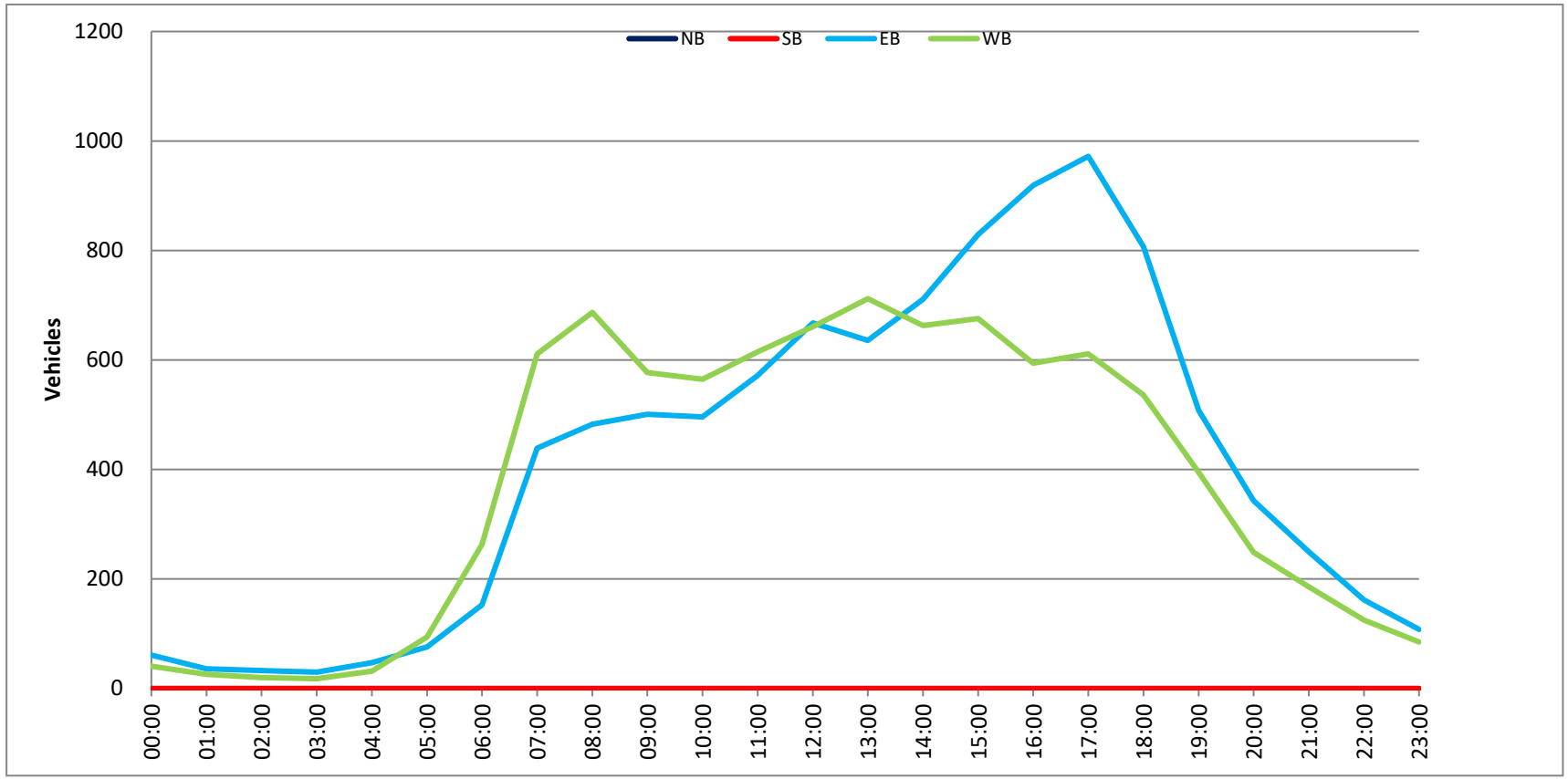

Prepared by National Data & Surveying Services

SPEED

W Olive Ave Bet. N Keystone St & N Lamer St

Day: Tuesday
Date: 1/18/2022

City: Burbank
Project #: CA22_020022_007e

East Bound

Time	< 15	15 - 19	20 - 24	25 - 29	30 - 34	35 - 39	40 - 44	45 - 49	50 - 54	55 - 59	60 - 64	65 - 69	70 +	Total
00:00 AM	0	0	0	0	4	4	5	1	4	0	0	0	0	18
00:15	0	0	0	0	0	1	5	2	0	0	0	0	0	8
00:30	0	0	0	0	1	3	3	3	2	0	0	0	0	12
00:45	0	0	0	1	0	0	7	3	0	0	1	0	0	12
01:00	0	0	0	0	0	2	4	2	2	2	0	0	0	12
01:15	0	0	0	0	0	3	1	4	1	1	0	0	0	10
01:30	0	0	1	0	0	1	1	2	1	0	1	0	0	7
01:45	0	0	0	1	2	1	1	2	0	0	0	0	0	7
02:00	0	0	0	0	0	1	2	1	0	0	0	0	0	4
02:15	0	0	0	0	0	2	1	2	0	0	0	0	0	5
02:30	0	0	0	0	1	1	0	2	0	0	0	0	0	4
02:45	0	0	0	0	0	2	1	0	0	0	0	0	0	3
03:00	0	0	0	0	0	2	2	1	0	0	0	0	0	5
03:15	0	0	0	0	0	2	2	0	0	0	0	0	0	4
03:30	0	0	0	0	1	2	3	2	1	0	0	0	0	9
03:45	0	0	0	0	0	0	2	1	0	0	0	0	0	3
04:00	0	0	0	0	0	4	1	1	0	1	0	0	0	7
04:15	0	0	0	0	1	1	0	0	1	1	0	0	0	4
04:30	0	0	0	0	2	3	3	1	1	2	0	0	0	12
04:45	0	0	0	0	1	2	8	1	0	0	0	0	0	12
05:00	0	0	0	1	1	3	3	7	2	0	0	0	0	17
05:15	0	0	1	2	2	1	5	4	2	0	0	0	0	17
05:30	0	0	1	0	2	4	5	6	0	0	0	0	0	18
05:45	0	0	0	0	2	6	10	5	1	0	1	0	0	25
06:00	0	0	0	2	2	10	8	7	2	3	0	0	0	34
06:15	0	0	0	4	5	13	10	10	4	2	0	0	0	48
06:30	1	0	2	0	5	12	14	8	2	0	1	0	0	45
06:45	0	0	0	2	20	14	29	11	3	3	1	0	0	83
07:00	0	0	1	5	4	21	12	12	8	0	0	0	0	63
07:15	0	0	1	3	13	28	18	11	4	0	1	0	0	79
07:30	0	0	3	10	42	32	16	3	0	0	0	0	0	106
07:45	1	9	5	27	56	32	16	6	0	1	0	0	0	153
08:00	0	0	4	9	38	28	12	8	2	1	0	0	0	102
08:15	0	0	2	16	34	31	20	12	3	0	1	0	0	119
08:30	3	2	4	31	42	30	16	5	2	2	0	0	0	137
08:45	1	0	2	9	31	49	35	13	2	0	0	0	0	142
09:00	0	1	0	3	25	46	42	13	1	1	0	0	0	132
09:15	0	1	4	11	14	46	34	8	1	0	0	0	0	119
09:30	0	1	3	8	44	33	41	10	7	0	0	0	0	147
09:45	0	0	1	13	35	58	31	9	9	0	0	0	0	156
10:00	0	2	0	13	27	59	34	15	2	1	0	0	0	153
10:15	0	0	8	23	32	30	29	14	1	0	0	0	0	137
10:30	1	0	7	17	49	39	24	11	0	0	0	0	0	148
10:45	0	1	4	12	52	59	31	3	0	0	0	0	0	162
11:00	1	3	2	10	34	46	36	14	4	0	0	0	0	150
11:15	0	0	6	23	41	50	27	6	2	0	1	0	0	156
11:30	0	0	4	37	59	42	19	15	1	0	0	0	0	177
11:45	1	1	4	43	68	45	29	11	1	1	0	0	0	204
12:00 PM	3	2	7	40	53	43	16	6	1	1	0	0	0	172
12:15	1	1	9	34	65	29	30	7	1	0	0	0	0	177
12:30	0	2	4	38	44	43	20	8	2	0	0	0	0	161
12:45	2	0	2	20	56	66	27	11	2	0	0	0	0	186
13:00	0	0	2	17	69	42	23	4	2	1	0	0	0	160
13:15	0	1	2	20	58	47	26	9	3	0	0	0	0	166
13:30	2	10	16	66	51	37	23	3	0	0	0	0	0	208
13:45	0	2	2	32	63	50	25	5	1	0	0	0	0	180
14:00	0	0	8	24	73	43	18	9	1	1	1	0	0	178
14:15	0	2	7	26	73	45	24	4	1	1	0	0	0	183
14:30	0	0	5	29	69	45	8	7	2	0	0	0	0	165
14:45	1	2	19	38	61	34	16	8	0	0	0	0	0	179
15:00	0	0	4	25	57	50	36	14	4	0	0	0	0	190
15:15	1	1	10	43	85	45	25	3	1	0	0	0	0	214
15:30	0	0	1	44	65	45	27	4	4	0	0	0	0	190
15:45	0	2	11	80	65	36	14	4	0	2	0	0	0	214
16:00	0	4	12	38	80	41	19	5	0	0	0	0	0	199
16:15	0	0	1	32	85	61	11	1	0	0	0	0	0	191
16:30	0	0	6	14	51	70	33	6	2	0	0	0	0	182
16:45	0	0	8	44	68	48	22	10	0	0	0	0	0	200
17:00	0	9	16	35	62	48	27	4	0	0	0	0	0	201
17:15	0	0	3	28	86	51	21	6	1	0	0	0	0	196
17:30	0	0	12	43	44	59	27	6	1	1	0	0	0	193
17:45	0	0	3	33	95	65	29	7	0	0	0	0	0	232
18:00	1	12	18	30	48	65	26	6	1	2	0	0	0	209
18:15	0	1	1	22	64	59	33	8	1	0	0	0	0	189
18:30	0	0	0	34	71	42	23	9	0	1	0	0	0	180
18:45	1	1	3	31	53	62	37	10	0	0	0	0	0	198
19:00	0	0	5	8	16	55	31	13	4	1	0	0	0	133
19:15	0	0	1	7	15	50	37	17	1	0	4	0	0	132
19:30	0	2	5	12	37	38	32	5	2	0	0	0	0	133
19:45	0	0	1	3	15	34	36	16	7	2	1	0	0	115
20:00	0	0	1	4	20	41	36	10	2	1	0	0	0	115
20:15	0	0	0	5	10	39	24	10	1	0	0	0	0	89
20:30	0	0	0	6	21	27	18	7	3	0	0	0	0	82
20:45	0	1	2	3	16	23	20	11	2	2	2	0	0	82
21:00	0	0	1	2	5	17	21	9	2	0	0	0	0	57
21:15	1	0	0	3	10	14	28	10	2	0	1	0	0	69
21:30	0	0	0	2	5	19	18	7	1	0	0	0	0	52
21:45	0	0	0	3	9	14	19	11	3	1	0	0	0	60
22:00	0	0	3	0	4	12	17	10	3	1	0	0	0	50
22:15	0	1	3	0	2	3	16	16	3	1	0	0	0	45
22:30	0	0	2	2	3	13	19	7	4	1	0	0	0	51
22:45	0	1	0	2	3	7	12	9	3	0	0	0	0	37
23:00	0	0	0	1	2	8	10	7	2	0	0	0	0	30
23:15	0	0	0	1	4	8	7	4	0	1	0	0	0	25
23:30	0	0	0	0	1	10	5	4	1	0	0	0	0	21
23:45	0	0	0	0	3	3	5	6	2	0	0	0	0	19
Totals	22	78	286	1360	2807	2710	1735	661	158	43	17			9877
% of Totals	0%	1%	3%	14%	28%	27%	18%	7%	2%	0%	0%			100%

AM Volumes	9	21	70	336	792	904	658	288	79	22	8	0	0	3187
% AM	0%	0%	1%	3%	8%	9%	7%	3%	1%	0%	0%			32%
AM Peak Hour	11:30	07:45	11:30	11:45	11:30	10:45	08:45	09:45	09:15	06:00	06:30			11:30
Volume	5	11	24	155	245	197	152	49	19	8	3			730
PM Volumes	13	57	216	1024	2015	1806	1077	373	79	21	9	0	0	6690
% PM	0%	1%	2%	10%	20%	18%	11%	4%	1%	0%	0%			68%
PM Peak Hour	12:00	13:30	14:00	15:15	15:15	17:30	19:15	19:00	19:00	21:45	19:00			17:15
Volume	6	14	39	205	295	248	141	51	14	4	5			830

Directional Peak Periods	AM 7-9			NOON 12-2			PM 4-6			Off Peak Volumes		
All Classes	Volume	⟷	%	Volume	⟷	%	Volume	⟷	%	Volume	⟷	%
	901		9%	1410		14%	1594		16%	5972		60%

Street Name	Direction	Percentiles					
		15th	50th	Average	85th	95th	ADT
W Olive Ave	East Bound	29	36	36	43	48	9877
W Olive Ave	West Bound	28	36	36	43	48	10583

Prepared by National Data & Surveying Services

SPEED

W Olive Ave Bet. N Keystone St & N Lamer St

Day: Tuesday
Date: 1/18/2022

City: Burbank
Project #: CA22_020022_007w

West Bound

Time	< 15	15 - 19	20 - 24	25 - 29	30 - 34	35 - 39	40 - 44	45 - 49	50 - 54	55 - 59	60 - 64	65 - 69	70 +	Total
00:00 AM	0	0	0	1	3	5	9	5	0	0	0	0	0	23
00:15	0	0	0	0	4	7	7	1	1	0	0	0	0	20
00:30	0	0	2	1	4	3	8	3	3	0	0	0	0	24
00:45	0	0	0	1	2	3	7	5	0	0	0	0	0	18
01:00	0	0	0	0	1	1	2	0	1	0	0	0	0	5
01:15	0	0	0	0	1	3	1	2	2	0	0	0	0	9
01:30	0	0	0	1	1	0	1	0	0	0	0	0	0	3
01:45	0	0	0	0	0	6	3	5	2	0	0	0	0	16
02:00	0	0	0	1	0	2	2	1	1	1	0	0	0	8
02:15	0	0	0	1	2	1	4	1	1	0	0	0	0	10
02:30	0	0	0	0	0	1	2	1	0	0	0	0	0	4
02:45	0	0	0	1	2	1	2	3	0	0	0	0	0	9
03:00	0	0	0	0	1	2	3	2	1	0	0	0	0	9
03:15	0	0	0	1	1	2	1	3	1	1	0	0	0	10
03:30	0	0	0	0	2	4	0	1	1	0	0	0	0	8
03:45	0	0	0	0	2	3	2	1	0	0	0	0	0	8
04:00	0	0	0	1	1	2	0	1	1	0	0	0	0	6
04:15	0	0	0	1	3	5	5	1	0	2	0	0	0	17
04:30	0	0	0	0	1	1	6	3	0	1	0	0	0	12
04:45	0	0	0	0	0	3	3	5	1	0	0	0	0	12
05:00	0	0	0	1	8	2	5	5	1	0	0	0	0	22
05:15	0	0	0	0	3	6	12	3	0	1	0	0	0	25
05:30	0	0	0	1	6	6	10	12	4	0	0	0	0	39
05:45	0	1	0	2	1	6	16	7	3	3	0	0	0	39
06:00	0	1	3	1	3	15	18	17	5	1	0	0	0	64
06:15	0	0	2	2	9	26	23	6	2	0	0	0	0	70
06:30	0	0	4	10	8	13	24	16	2	0	0	0	0	77
06:45	1	3	6	7	16	33	25	10	3	1	0	0	0	105
07:00	2	4	6	13	21	31	25	8	1	1	0	0	0	112
07:15	1	0	1	13	30	38	20	16	6	2	0	0	0	127
07:30	2	8	5	36	44	38	28	5	6	0	0	0	0	172
07:45	5	6	14	37	63	41	16	10	0	0	0	0	0	192
08:00	6	8	10	24	35	51	17	4	1	1	0	0	0	157
08:15	9	14	14	14	36	48	34	14	3	1	0	0	0	187
08:30	5	8	13	15	33	46	30	10	3	0	1	0	0	164
08:45	3	9	3	13	27	46	26	14	2	1	0	0	0	144
09:00	0	1	3	13	27	70	23	7	5	1	0	0	0	150
09:15	0	6	11	18	22	57	27	10	2	0	0	0	0	153
09:30	2	8	12	21	33	41	25	16	2	2	0	0	0	162
09:45	1	6	4	7	27	43	30	18	3	0	0	0	0	139
10:00	1	2	6	8	37	49	32	11	2	0	0	0	0	148
10:15	0	1	13	22	66	39	25	7	0	0	0	0	0	173
10:30	3	3	11	32	38	44	24	4	1	0	1	0	0	161
10:45	0	3	11	32	63	45	13	4	3	0	0	0	0	174
11:00	0	0	2	10	56	68	28	13	1	0	0	0	0	178
11:15	1	2	3	17	36	56	18	5	0	0	0	0	0	138
11:30	0	0	10	15	44	59	34	14	1	0	0	0	0	177
11:45	7	7	6	14	38	46	21	11	3	0	1	0	0	154
12:00 PM	0	9	11	43	68	34	16	3	2	0	0	0	0	186
12:15	0	5	9	16	49	51	37	8	4	2	0	0	0	181
12:30	1	7	17	27	44	44	30	11	3	1	0	0	0	185
12:45	1	3	9	14	35	42	44	21	0	0	0	0	0	169
13:00	2	3	13	36	52	47	16	5	0	0	0	0	0	174
13:15	0	0	4	19	57	41	42	11	3	0	0	0	0	177
13:30	3	12	10	26	35	57	29	6	2	0	0	0	0	180
13:45	2	4	5	24	55	68	30	7	0	0	0	0	0	195
14:00	4	3	8	14	30	51	47	12	2	1	0	0	0	172
14:15	8	14	29	28	52	35	15	6	0	0	0	0	0	187
14:30	13	11	12	17	58	62	33	11	1	0	0	0	0	218
14:45	6	5	10	19	30	56	38	19	2	0	0	0	0	185
15:00	1	3	7	27	70	53	24	6	4	0	0	0	0	195
15:15	0	1	7	24	64	57	16	2	1	1	0	0	0	173
15:30	2	3	7	22	35	46	20	8	1	0	0	0	0	144
15:45	10	10	12	21	43	41	27	12	1	1	0	0	0	178
16:00	8	12	23	24	45	35	26	10	2	0	0	0	0	185
16:15	2	4	9	32	53	66	22	3	1	1	0	0	0	193
16:30	0	3	3	20	74	44	34	6	1	0	0	0	0	185
16:45	4	7	15	16	35	45	30	9	0	0	0	0	0	161
17:00	12	7	15	13	27	44	45	10	4	0	0	0	0	177
17:15	4	5	13	17	57	44	27	12	3	0	0	0	0	182
17:30	2	4	6	29	68	44	25	5	0	0	0	0	0	183
17:45	0	2	4	11	44	61	27	11	3	0	0	0	0	163
18:00	6	8	10	21	29	54	23	7	2	0	0	0	0	160
18:15	2	3	3	16	47	69	31	7	2	0	0	0	0	180
18:30	3	5	6	13	27	55	31	11	0	0	0	0	0	151
18:45	1	0	1	15	44	41	30	7	2	0	1	0	0	142
19:00	0	0	1	11	20	60	36	9	1	0	0	0	0	138
19:15	2	2	1	7	19	46	19	6	3	2	0	0	0	107
19:30	1	2	4	13	33	38	33	9	1	0	0	0	0	134
19:45	1	1	2	14	40	45	36	9	3	0	0	0	0	151
20:00	0	0	1	6	31	41	35	10	1	2	0	0	0	127
20:15	1	2	6	8	21	28	18	13	2	0	0	0	0	99
20:30	0	0	9	10	25	38	16	7	2	1	0	0	0	108
20:45	0	0	2	5	20	44	21	7	3	0	0	0	0	102
21:00	1	0	0	2	21	22	37	8	4	0	0	0	0	95
21:15	0	0	1	2	19	32	29	6	7	1	0	0	0	97
21:30	0	0	1	1	16	30	24	13	4	2	0	0	0	91
21:45	0	0	2	6	15	24	32	7	2	1	0	0	0	89
22:00	0	1	0	3	8	18	26	9	4	0	0	0	0	69
22:15	0	0	0	2	5	15	18	15	4	2	1	0	0	62
22:30	0	0	0	2	10	29	37	6	2	0	0	0	0	86
22:45	0	0	1	0	4	16	27	11	4	2	0	0	0	65
23:00	0	0	0	1	3	12	21	8	2	1	0	0	0	48
23:15	0	0	0	2	5	15	23	6	4	0	0	0	0	55
23:30	0	0	0	0	1	10	9	14	8	0	0	0	0	42
23:45	0	0	0	1	0	2	15	3	1	1	0	0	0	23
Totals	152	262	484	1108	2504	3070	2024	743	189	42	5			10583
% of Totals	1%	2%	5%	10%	24%	29%	19%	7%	2%	0%	0%			100%

AM Volumes	49	101	175	408	861	1118	697	321	81	20	3	0	0	3834
% AM	0%	1%	2%	4%	8%	11%	7%	3%	1%	0%	0%			36%
AM Peak Hour	07:45	08:00	07:45	07:30	10:15	11:00	09:15	09:15	06:45	05:15	07:45			07:30
Volume	25	39	51	111	223	229	114	55	16	5	1			708
PM Volumes	103	161	309	700	1643	1952	1327	422	108	22	2	0	0	6749
% PM	1%	2%	3%	7%	16%	18%	13%	4%	1%	0%	0%			64%
PM Peak Hour	14:00	13:30	14:00	13:00	14:30	17:45	13:15	12:30	20:45	21:30	18:00			14:15
Volume	31	33	59	105	222	239	148	48	18	5	1			785

Directional Peak Periods	AM 7-9			NOON 12-2			PM 4-6			Off Peak Volumes		
All Classes	Volume	⟷	%	Volume	⟷	%	Volume	⟷	%	Volume	⟷	%
	1255		12%	1447		14%	1429		14%	6452		61%

Street Name	Direction	Percentiles					
		15th	50th	Average	85th	95th	ADT
W Olive Ave	East Bound	29	36	36	43	48	9877
W Olive Ave	West Bound	28	36	36	43	48	10583

Prepared by National Data & Surveying Services

SPEED

W Olive Ave Bet. N Keystone St & N Lamer St

Day: Tuesday
Date: 1/18/2022

City: Burbank
Project #: CA22_020022_007

Summary

Time	< 15	15 - 19	20 - 24	25 - 29	30 - 34	35 - 39	40 - 44	45 - 49	50 - 54	55 - 59	60 - 64	65 - 69	70 +	Total
00:00 AM	0	0	0	1	7	9	14	6	4	0	0	0	0	41
00:15	0	0	0	0	4	8	12	3	1	0	0	0	0	28
00:30	0	0	2	1	5	6	11	6	5	0	0	0	0	36
00:45	0	0	0	2	2	3	14	8	0	0	1	0	0	30
01:00	0	0	0	0	1	3	6	2	3	2	0	0	0	17
01:15	0	0	0	0	1	6	2	6	3	1	0	0	0	19
01:30	0	0	1	1	1	1	2	2	1	0	1	0	0	10
01:45	0	0	0	1	2	7	4	7	2	0	0	0	0	23
02:00	0	0	0	1	0	3	4	2	1	1	0	0	0	12
02:15	0	0	0	1	2	3	5	3	1	0	0	0	0	15
02:30	0	0	0	0	1	2	2	3	0	0	0	0	0	8
02:45	0	0	0	1	2	3	3	3	0	0	0	0	0	12
03:00	0	0	0	0	1	4	5	3	1	0	0	0	0	14
03:15	0	0	0	1	1	4	3	3	1	1	0	0	0	14
03:30	0	0	0	0	3	6	3	3	2	0	0	0	0	17
03:45	0	0	0	0	2	3	4	2	0	0	0	0	0	11
04:00	0	0	0	1	1	6	1	2	1	1	0	0	0	13
04:15	0	0	0	1	4	6	5	1	1	3	0	0	0	21
04:30	0	0	0	0	3	4	9	4	1	3	0	0	0	24
04:45	0	0	0	0	1	5	11	6	1	0	0	0	0	24
05:00	0	0	0	2	9	5	8	12	3	0	0	0	0	39
05:15	0	0	1	2	5	7	17	7	2	1	0	0	0	42
05:30	0	0	1	1	8	10	15	18	4	0	0	0	0	57
05:45	0	1	0	2	3	12	26	12	4	3	1	0	0	64
06:00	0	1	3	3	5	25	26	24	7	4	0	0	0	98
06:15	0	0	2	6	14	39	33	16	6	2	0	0	0	118
06:30	1	0	6	10	13	25	38	24	4	0	1	0	0	122
06:45	1	3	6	9	36	47	54	21	6	4	1	0	0	188
07:00	2	4	7	18	25	52	37	20	9	1	0	0	0	175
07:15	1	0	2	16	43	66	38	27	10	2	1	0	0	206
07:30	2	8	8	46	86	70	44	8	6	0	0	0	0	278
07:45	6	15	19	64	119	73	32	16	0	1	0	0	0	345
08:00	6	8	14	33	73	79	29	12	3	2	0	0	0	259
08:15	9	14	16	30	70	79	54	26	6	1	1	0	0	306
08:30	8	10	17	46	75	76	46	15	5	2	1	0	0	301
08:45	4	9	5	22	58	95	61	27	4	1	0	0	0	286
09:00	0	2	3	16	52	116	65	20	6	2	0	0	0	282
09:15	0	7	15	29	36	103	61	18	3	0	0	0	0	272
09:30	2	9	15	29	77	74	66	26	9	2	0	0	0	309
09:45	1	6	5	20	62	101	61	27	12	0	0	0	0	295
10:00	1	4	6	21	64	108	66	26	4	1	0	0	0	301
10:15	0	1	21	45	98	69	54	21	1	0	0	0	0	310
10:30	4	3	18	49	87	83	48	15	1	0	1	0	0	309
10:45	0	4	15	44	115	104	44	7	3	0	0	0	0	336
11:00	1	3	4	20	90	114	64	27	5	0	0	0	0	328
11:15	1	2	9	40	77	106	45	11	2	0	1	0	0	294
11:30	0	0	14	52	103	101	53	29	2	0	0	0	0	354
11:45	8	8	10	57	106	91	50	22	4	1	1	0	0	358
12:00 PM	3	11	18	83	121	77	32	9	3	1	0	0	0	358
12:15	1	6	18	50	114	80	67	15	5	2	0	0	0	358
12:30	1	9	21	65	88	87	50	19	5	1	0	0	0	346
12:45	3	3	11	34	91	108	71	32	2	0	0	0	0	355
13:00	2	3	15	53	121	89	39	9	2	1	0	0	0	334
13:15	0	1	6	39	115	88	68	20	6	0	0	0	0	343
13:30	5	22	26	92	86	94	52	9	2	0	0	0	0	388
13:45	2	6	7	56	118	118	55	12	1	0	0	0	0	375
14:00	4	3	16	38	103	94	65	21	3	2	1	0	0	350
14:15	8	16	36	54	125	80	39	10	1	1	0	0	0	370
14:30	13	11	17	46	127	107	41	18	3	0	0	0	0	383
14:45	7	7	29	57	91	90	54	27	2	0	0	0	0	364
15:00	1	3	11	52	127	103	60	20	8	0	0	0	0	385
15:15	1	2	17	67	149	102	41	5	2	1	0	0	0	387
15:30	2	3	8	66	100	91	47	12	5	0	0	0	0	334
15:45	10	12	23	101	108	77	41	16	1	3	0	0	0	392
16:00	8	16	35	62	125	76	45	15	2	0	0	0	0	384
16:15	2	4	10	64	138	127	33	4	1	1	0	0	0	384
16:30	0	3	9	34	125	114	67	12	3	0	0	0	0	367
16:45	4	7	23	60	103	93	52	19	0	0	0	0	0	361
17:00	12	16	31	48	89	92	72	14	4	0	0	0	0	378
17:15	4	5	16	45	143	95	48	18	4	0	0	0	0	378
17:30	2	4	18	72	112	103	52	11	1	1	0	0	0	376
17:45	0	2	7	44	139	126	56	18	3	0	0	0	0	395
18:00	7	20	28	51	77	119	49	13	3	2	0	0	0	369
18:15	2	4	4	38	111	128	64	15	3	0	0	0	0	369
18:30	3	5	6	47	98	97	54	20	0	1	0	0	0	331
18:45	2	1	4	46	97	103	67	17	2	0	1	0	0	340
19:00	0	0	6	19	36	115	67	22	5	1	0	0	0	271
19:15	2	2	2	14	34	96	56	23	4	2	4	0	0	239
19:30	1	4	9	25	70	76	65	14	3	0	0	0	0	267
19:45	1	1	3	17	55	79	72	25	10	2	1	0	0	266
20:00	0	0	2	10	51	82	71	20	3	3	0	0	0	242
20:15	1	2	6	13	31	67	42	23	3	0	0	0	0	188
20:30	0	0	9	16	46	65	34	14	5	1	0	0	0	190
20:45	0	1	4	8	36	67	41	18	5	2	2	0	0	184
21:00	1	0	1	4	26	39	58	17	6	0	0	0	0	152
21:15	1	0	1	5	29	46	57	16	9	1	1	0	0	166
21:30	0	0	1	3	21	49	42	20	5	2	0	0	0	143
21:45	0	0	2	9	24	38	51	18	5	2	0	0	0	149
22:00	0	1	3	3	12	30	43	19	7	1	0	0	0	119
22:15	0	1	3	2	7	18	34	31	7	3	1	0	0	107
22:30	0	0	2	4	13	42	56	13	6	1	0	0	0	137
22:45	0	1	1	2	7	23	39	20	7	2	0	0	0	102
23:00	0	0	0	2	5	20	31	15	4	1	0	0	0	78
23:15	0	0	0	3	9	23	30	10	4	1	0	0	0	80
23:30	0	0	0	0	2	20	14	18	9	0	0	0	0	63
23:45	0	0	0	1	3	5	20	9	3	1	0	0	0	42
Totals	174	340	770	2468	5311	5780	3759	1404	347	83	22			20460
% of Totals	1%	2%	4%	12%	26%	28%	18%	7%	2%	0%	0%			100%

AM Volumes	58	122	245	744	1653	2022	1355	609	160	42	11	0	0	7021
% AM	0%	1%	1%	4%	8%	10%	7%	3%	1%	0%	0%			34%
AM Peak Hour	07:45	07:45	11:45	11:45	11:30	10:45	09:15	09:30	06:45	06:00	06:30			11:30
Volume	29	47	67	255	444	425	254	100	31	10	3			1428
PM Volumes	116	218	525	1724	3658	3758	2404	795	187	43	11	0	0	13439
% PM	1%	1%	3%	8%	18%	18%	12%	4%	1%	0%	0%			66%
PM Peak Hour	14:00	13:30	14:00	15:15	15:45	17:30	19:15	21:30	22:00	21:30	18:30			15:45
Volume	32	47	98	296	496	476	264	88	27	8	5			1527

Directional Peak Periods	AM 7-9			NOON 12-2			PM 4-6			Off Peak Volumes		
All Classes	Volume	⟷	%	Volume	⟷	%	Volume	⟷	%	Volume	⟷	%
	2156		11%	2857		14%	3023		15%	12424		61%

Street Name	Direction	Percentiles					
		15th	50th	Average	85th	95th	ADT
W Olive Ave	Summary	29	36	36	43	48	20460

Prepared by National Data & Surveying Services

SPEED

W Olive Ave Bet. N Keystone St & N Lamer St

Day: Tuesday
Date: 1/18/2022

City: Burbank
Project #: CA22_020022_007e

East Bound

Time	< 15	15 - 19	20 - 24	25 - 29	30 - 34	35 - 39	40 - 44	45 - 49	50 - 54	55 - 59	60 - 64	65 - 69	70 +	Total
00:00 AM	0	0	0	1	5	8	20	9	6	0	1	0	0	**50**
01:00	0	0	1	1	2	7	7	10	4	3	1	0	0	**36**
02:00	0	0	0	0	1	6	4	5	0	0	0	0	0	**16**
03:00	0	0	0	0	1	6	9	4	1	0	0	0	0	**21**
04:00	0	0	0	0	4	10	12	3	2	4	0	0	0	**35**
05:00	0	0	2	3	7	14	23	22	5	0	1	0	0	**77**
06:00	1	0	2	8	32	49	61	36	11	8	2	0	0	**210**
07:00	1	9	10	45	115	113	62	32	12	1	1	0	0	**401**
08:00	4	2	12	65	145	138	83	38	9	3	1	0	0	**500**
09:00	0	3	8	35	118	183	148	40	18	1	0	0	0	**554**
10:00	1	3	19	65	160	187	118	43	3	1	0	0	0	**600**
11:00	2	4	16	113	202	183	111	46	8	1	1	0	0	**687**
12:00 PM	6	5	22	132	218	181	93	32	6	1	0	0	0	**696**
13:00	2	13	22	135	241	176	97	21	6	1	0	0	0	**714**
14:00	1	4	39	117	276	167	66	28	4	2	1	0	0	**705**
15:00	1	3	26	192	272	176	102	25	9	2	0	0	0	**808**
16:00	0	4	27	128	284	220	85	22	2	0	0	0	0	**772**
17:00	0	9	34	139	287	223	104	23	2	1	0	0	0	**822**
18:00	2	14	22	117	236	228	119	33	2	3	0	0	0	**776**
19:00	0	2	12	30	83	177	136	51	14	3	5	0	0	**513**
20:00	0	1	3	18	67	130	98	38	8	3	2	0	0	**368**
21:00	1	0	1	10	29	64	86	37	8	1	1	0	0	**238**
22:00	0	2	8	4	12	35	64	42	13	3	0	0	0	**183**
23:00	0	0	0	2	10	29	27	21	5	1	0	0	0	**95**
Totals	**22**	**78**	**286**	**1360**	**2807**	**2710**	**1735**	**661**	**158**	**43**	**17**			**9877**
% of Totals	0%	1%	3%	14%	28%	27%	18%	7%	2%	0%	0%			100%

AM Volumes	9	21	70	336	792	904	658	288	79	22	8	0	0	3187
% AM	0%	0%	1%	3%	8%	9%	7%	3%	1%	0%	0%			32%
AM Peak Hour	08:00	07:00	10:00	11:00	11:00	10:00	09:00	11:00	09:00	06:00	06:00			11:00
Volume	4	9	19	113	202	187	148	46	18	8	2			687
PM Volumes	13	57	216	1024	2015	1806	1077	373	79	21	9	0	0	6690
% PM	0%	1%	2%	10%	20%	18%	11%	4%	1%	0%	0%			68%
PM Peak Hour	12:00	18:00	14:00	15:00	17:00	18:00	19:00	19:00	19:00	18:00	19:00			17:00
Volume	6	14	39	192	287	228	136	51	14	3	5			822

Directional Peak Periods	**AM 7-9**			**NOON 12-2**			**PM 4-6**			**Off Peak Volumes**		
All Speeds	Volume	↔	%	Volume	↔	%	Volume	↔	%	Volume	↔	%
	901		9%	1410		14%	1594		16%	5972		60%

Street Name	Direction	Percentiles					
		15th	50th	Average	85th	95th	ADT
W Olive Ave	East Bound	29	36	36	43	48	9877
W Olive Ave	West Bound	28	36	36	43	48	10583

Prepared by National Data & Surveying Services

SPEED

W Olive Ave Bet. N Keystone St & N Lamer St

Day: Tuesday
Date: 1/18/2022

City: Burbank
Project #: CA22_020022_007w

West Bound

Time	< 15	15 - 19	20 - 24	25 - 29	30 - 34	35 - 39	40 - 44	45 - 49	50 - 54	55 - 59	60 - 64	65 - 69	70 +	Total
00:00 AM	0	0	2	3	13	18	31	14	4	0	0	0	0	**85**
01:00	0	0	0	1	3	10	7	7	5	0	0	0	0	**33**
02:00	0	0	0	3	4	5	10	6	2	1	0	0	0	**31**
03:00	0	0	0	1	6	11	6	7	3	1	0	0	0	**35**
04:00	0	0	0	2	5	11	14	10	2	3	0	0	0	**47**
05:00	0	1	0	4	18	20	43	27	8	4	0	0	0	**125**
06:00	1	4	15	20	36	87	90	49	12	2	0	0	0	**316**
07:00	10	18	26	99	158	148	89	39	13	3	0	0	0	**603**
08:00	23	39	40	66	131	191	107	42	9	3	1	0	0	**652**
09:00	3	21	30	59	109	211	105	51	12	3	0	0	0	**604**
10:00	4	9	41	94	204	177	94	26	6	0	1	0	0	**656**
11:00	8	9	21	56	174	229	101	43	5	0	1	0	0	**647**
12:00 PM	2	24	46	100	196	171	127	43	9	3	0	0	0	**721**
13:00	7	19	32	105	199	213	117	29	5	0	0	0	0	**726**
14:00	31	33	59	78	170	204	133	48	5	1	0	0	0	**762**
15:00	13	17	33	94	212	197	87	28	7	2	0	0	0	**690**
16:00	14	26	50	92	207	190	112	28	4	1	0	0	0	**724**
17:00	18	18	38	70	196	193	124	38	10	0	0	0	0	**705**
18:00	12	16	20	65	147	219	115	32	6	0	1	0	0	**633**
19:00	4	5	8	45	112	189	124	33	8	2	0	0	0	**530**
20:00	1	2	18	29	97	151	90	37	8	3	0	0	0	**436**
21:00	1	0	4	11	71	108	122	34	17	4	0	0	0	**372**
22:00	0	1	1	7	27	78	108	41	14	4	1	0	0	**282**
23:00	0	0	0	4	9	39	68	31	15	2	0	0	0	**168**
Totals	**152**	**262**	**484**	**1108**	**2504**	**3070**	**2024**	**743**	**189**	**42**	**5**			**10583**
% of Totals	1%	2%	5%	10%	24%	29%	19%	7%	2%	0%	0%			100%

AM Volumes	49	101	175	408	861	1118	697	321	81	20	3	0	0	3834
% AM	0%	1%	2%	4%	8%	11%	7%	3%	1%	0%	0%			36%
AM Peak Hour	08:00	08:00	10:00	07:00	10:00	11:00	08:00	09:00	07:00	05:00	08:00			10:00
Volume	23	39	41	99	204	229	107	51	13	4	1			656
PM Volumes	103	161	309	700	1643	1952	1327	422	108	22	2	0	0	6749
% PM	1%	2%	3%	7%	16%	18%	13%	4%	1%	0%	0%			64%
PM Peak Hour	14:00	14:00	14:00	13:00	15:00	18:00	14:00	14:00	21:00	21:00	18:00			14:00
Volume	31	33	59	105	212	219	133	48	17	4	1			762

Directional Peak Periods	**AM 7-9**			**NOON 12-2**			**PM 4-6**			**Off Peak Volumes**		
All Speeds	Volume		%	Volume		%	Volume		%	Volume		%
	1255	↔	12%	1447	↔	14%	1429	↔	14%	6452	↔	61%

Street Name	Direction	Percentiles					
		15th	50th	Average	85th	95th	ADT
W Olive Ave	East Bound	29	36	36	43	48	9877
W Olive Ave	West Bound	28	36	36	43	48	10583

Prepared by National Data & Surveying Services

SPEED

W Olive Ave Bet. N Keystone St & N Lamer St

Day: Tuesday
Date: 1/18/2022

City: Burbank
Project #: CA22_020022_007

Summary

Time	< 15	15 - 19	20 - 24	25 - 29	30 - 34	35 - 39	40 - 44	45 - 49	50 - 54	55 - 59	60 - 64	65 - 69	70 +	Total
00:00 AM	0	0	2	4	18	26	51	23	10	0	1	0	0	**135**
01:00	0	0	1	2	5	17	14	17	9	3	1	0	0	**69**
02:00	0	0	0	3	5	11	14	11	2	1	0	0	0	**47**
03:00	0	0	0	1	7	17	15	11	4	1	0	0	0	**56**
04:00	0	0	0	2	9	21	26	13	4	7	0	0	0	**82**
05:00	0	1	2	7	25	34	66	49	13	4	1	0	0	**202**
06:00	2	4	17	28	68	136	151	85	23	10	2	0	0	**526**
07:00	11	27	36	144	273	261	151	71	25	4	1	0	0	**1004**
08:00	27	41	52	131	276	329	190	80	18	6	2	0	0	**1152**
09:00	3	24	38	94	227	394	253	91	30	4	0	0	0	**1158**
10:00	5	12	60	159	364	364	212	69	9	1	1	0	0	**1256**
11:00	10	13	37	169	376	412	212	89	13	1	2	0	0	**1334**
12:00 PM	8	29	68	232	414	352	220	75	15	4	0	0	0	**1417**
13:00	9	32	54	240	440	389	214	50	11	1	0	0	0	**1440**
14:00	32	37	98	195	446	371	199	76	9	3	1	0	0	**1467**
15:00	14	20	59	286	484	373	189	53	16	4	0	0	0	**1498**
16:00	14	30	77	220	491	410	197	50	6	1	0	0	0	**1496**
17:00	18	27	72	209	483	416	228	61	12	1	0	0	0	**1527**
18:00	14	30	42	182	383	447	234	65	8	3	1	0	0	**1409**
19:00	4	7	20	75	195	366	260	84	22	5	5	0	0	**1043**
20:00	1	3	21	47	164	281	188	75	16	6	2	0	0	**804**
21:00	2	0	5	21	100	172	208	71	25	5	1	0	0	**610**
22:00	0	3	9	11	39	113	172	83	27	7	1	0	0	**465**
23:00	0	0	0	6	19	68	95	52	20	3	0	0	0	**263**
Totals	**174**	**340**	**770**	**2468**	**5311**	**5780**	**3759**	**1404**	**347**	**85**	**22**			**20460**
% of Totals	1%	2%	4%	12%	26%	28%	18%	7%	2%	0%	0%			100%

AM Volumes	58	122	245	744	1653	2022	1355	609	160	42	11	0	0	7021
% AM	0%	1%	1%	4%	8%	10%	7%	3%	1%	0%	0%			34%
AM Peak Hour	08:00	08:00	10:00	11:00	11:00	11:00	09:00	09:00	09:00	06:00	06:00			11:00
Volume	27	41	60	169	376	412	253	91	30	10	2			1334
PM Volumes	116	218	525	1724	3658	3758	2404	795	187	43	11	0	0	13439
% PM	1%	1%	3%	8%	18%	18%	12%	4%	1%	0%	0%			66%
PM Peak Hour	14:00	14:00	14:00	15:00	16:00	18:00	19:00	19:00	22:00	22:00	19:00			17:00
Volume	32	37	98	286	491	447	260	84	27	7	5			1527

Directional Peak Periods	**AM 7-9**			**NOON 12-2**			**PM 4-6**			**Off Peak Volumes**		
All Speeds	Volume		%	Volume		%	Volume		%	Volume		%
	2156	↔	11%	2857	↔	14%	3023	↔	15%	12424	↔	61%

Street Name	Direction	Percentiles					
		15th	50th	Average	85th	95th	ADT
W Olive Ave	Summary	29	36	36	43	48	20460

Prepared by NDS/ATD

Prepared by National Data & Surveying Services

VOLUME

W Olive Ave Bet. N Keystone St & N Lamer St

Day: Tuesday
Date: 1/18/2022

City: Burbank
Project #: CA22_020022_007

DAILY TOTALS	NB	SB	EB	WB	Total
	0	0	9,877	10,583	20,460

AM Period	NB	SB	EB		WB		TOTAL		PM Period	NB	SB	EB		WB		TOTAL	
00:00	0	0	18		23		41		12:00	0	0	172		186		358	
00:15	0	0	8		20		28		12:15	0	0	177		181		358	
00:30	0	0	12		24		36		12:30	0	0	161		185		346	
00:45	0	0	12	50	18	85	30	135	12:45	0	0	186	696	169	721	355	1417
01:00	0	0	12		5		17		13:00	0	0	160		174		334	
01:15	0	0	10		9		19		13:15	0	0	166		177		343	
01:30	0	0	7		3		10		13:30	0	0	208		180		388	
01:45	0	0	7	36	16	33	23	69	13:45	0	0	180	714	195	726	375	1440
02:00	0	0	4		8		12		14:00	0	0	178		172		350	
02:15	0	0	5		10		15		14:15	0	0	183		187		370	
02:30	0	0	4		4		8		14:30	0	0	165		218		383	
02:45	0	0	3	16	9	31	12	47	14:45	0	0	179	705	185	762	364	1467
03:00	0	0	5		9		14		15:00	0	0	190		195		385	
03:15	0	0	4		10		14		15:15	0	0	214		173		387	
03:30	0	0	9		8		17		15:30	0	0	190		144		334	
03:45	0	0	3	21	8	35	11	56	15:45	0	0	214	808	178	690	392	1498
04:00	0	0	7		6		13		16:00	0	0	199		185		384	
04:15	0	0	4		17		21		16:15	0	0	191		193		384	
04:30	0	0	12		12		24		16:30	0	0	182		185		367	
04:45	0	0	12	35	12	47	24	82	16:45	0	0	200	772	161	724	361	1496
05:00	0	0	17		22		39		17:00	0	0	201		177		378	
05:15	0	0	17		25		42		17:15	0	0	196		182		378	
05:30	0	0	18		39		57		17:30	0	0	193		183		376	
05:45	0	0	25	77	39	125	64	202	17:45	0	0	232	822	163	705	395	1527
06:00	0	0	34		64		98		18:00	0	0	209		160		369	
06:15	0	0	48		70		118		18:15	0	0	189		180		369	
06:30	0	0	45		77		122		18:30	0	0	180		151		331	
06:45	0	0	83	210	105	316	188	526	18:45	0	0	198	776	142	633	340	1409
07:00	0	0	63		112		175		19:00	0	0	133		138		271	
07:15	0	0	79		127		206		19:15	0	0	132		107		239	
07:30	0	0	106		172		278		19:30	0	0	133		134		267	
07:45	0	0	153	401	192	603	345	1004	19:45	0	0	115	513	151	530	266	1043
08:00	0	0	102		157		259		20:00	0	0	115		127		242	
08:15	0	0	119		187		306		20:15	0	0	89		99		188	
08:30	0	0	137		164		301		20:30	0	0	82		108		190	
08:45	0	0	142	500	144	652	286	1152	20:45	0	0	82	368	102	436	184	804
09:00	0	0	132		150		282		21:00	0	0	57		95		152	
09:15	0	0	119		153		272		21:15	0	0	69		97		166	
09:30	0	0	147		162		309		21:30	0	0	52		91		143	
09:45	0	0	156	554	139	604	295	1158	21:45	0	0	60	238	89	372	149	610
10:00	0	0	153		148		301		22:00	0	0	50		69		119	
10:15	0	0	137		173		310		22:15	0	0	45		62		107	
10:30	0	0	148		161		309		22:30	0	0	51		86		137	
10:45	0	0	162	600	174	656	336	1256	22:45	0	0	37	183	65	282	102	465
11:00	0	0	150		178		328		23:00	0	0	30		48		78	
11:15	0	0	156		138		294		23:15	0	0	25		55		80	
11:30	0	0	177		177		354		23:30	0	0	21		42		63	
11:45	0	0	204	687	154	647	358	1334	23:45	0	0	19	95	23	168	42	263
TOTALS				3187		3834		7021	TOTALS				6690		6749		13439
SPLIT %				45.4%		54.6%		34.3%	SPLIT %				49.8%		50.2%		65.7%

DAILY TOTALS	NB	SB	EB	WB	Total
	0	0	9,877	10,583	20,460

AM Peak Hour			11:30	07:30	11:30	PM Peak Hour			17:15	14:15	15:45
AM Pk Volume			730	708	1428	PM Pk Volume			830	785	1527
Pk Hr Factor			0.895	0.922	0.997	Pk Hr Factor			0.894	0.900	0.974
7 - 9 Volume	0	0	901	1255	2156	4 - 6 Volume	0	0	1594	1429	3023
7 - 9 Peak Hour			07:45	07:30	07:45	4 - 6 Peak Hour			17:00	16:00	17:00
7 - 9 Pk Volume	0	0	511	708	1211	4 - 6 Pk Volume	0	0	822	724	1527
Pk Hr Factor	0.000	0.000	0.835	0.922	0.878	Pk Hr Factor	0.000	0.000	0.886	0.938	0.966

Prepared by NDS/ATD

Project #: CA22_020022_007 **City:** Burbank

Location: W Olive Ave Bet. N Keystone St & N Lamer **Date:** 1/18/2022

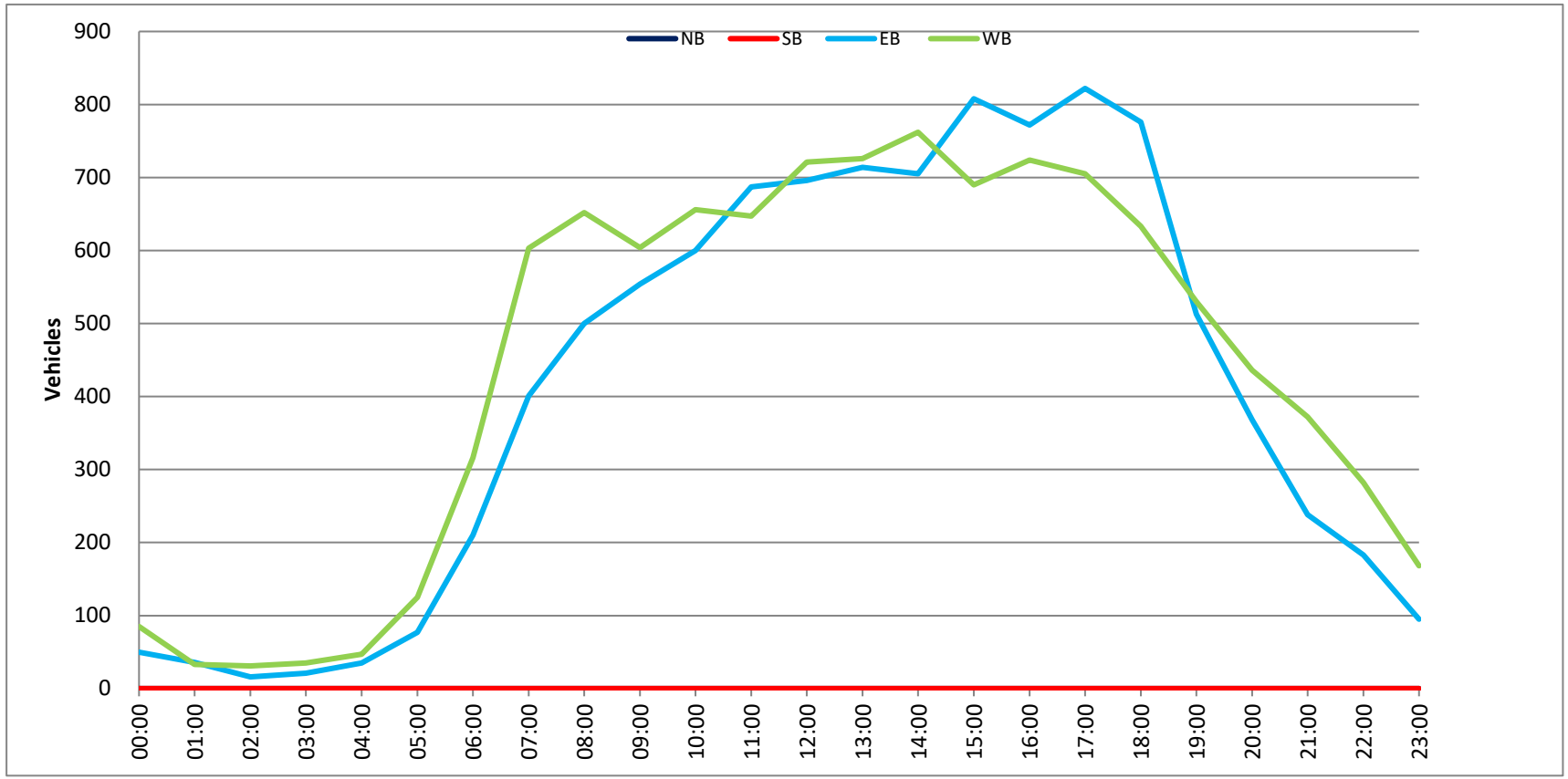

Prepared by National Data & Surveying Services

SPEED

W Olive Ave Bet. N Keystone St & N Lamer St

Day: Wednesday
Date: 1/19/2022

City: Burbank
Project #: CA22_020022_007e

East Bound

Time	< 15	15 - 19	20 - 24	25 - 29	30 - 34	35 - 39	40 - 44	45 - 49	50 - 54	55 - 59	60 - 64	65 - 69	70 +	Total
00:00 AM	0	0	0	1	2	5	5	3	3	0	0	0	0	19
00:15	0	0	1	1	0	4	5	1	2	0	0	0	0	14
00:30	0	0	0	0	2	3	5	5	3	1	0	0	0	19
00:45	0	0	0	0	3	1	4	1	0	0	1	0	0	10
01:00	0	1	0	1	0	2	0	2	1	1	0	0	0	8
01:15	0	0	0	0	1	0	5	2	0	1	0	0	0	9
01:30	0	0	0	0	1	2	3	6	2	0	0	0	0	14
01:45	0	0	0	0	0	1	6	2	0	0	0	0	0	9
02:00	0	0	0	1	1	2	4	2	0	1	0	0	0	11
02:15	0	0	0	0	0	1	3	2	1	0	0	0	0	7
02:30	0	0	1	0	1	2	1	2	1	1	0	0	0	9
02:45	0	0	0	0	1	0	2	1	2	0	0	0	0	6
03:00	0	0	0	0	0	2	0	0	0	1	0	0	0	3
03:15	0	0	0	0	1	0	0	0	0	0	0	0	0	1
03:30	0	0	0	0	1	0	4	1	0	1	1	0	0	8
03:45	0	0	0	1	1	1	0	1	0	0	0	0	0	4
04:00	0	0	0	0	1	0	1	0	1	0	0	0	0	3
04:15	0	0	0	0	2	3	2	2	0	0	2	0	0	11
04:30	0	0	0	0	0	1	4	0	2	0	0	0	0	7
04:45	0	0	0	1	2	4	7	2	1	2	0	0	0	19
05:00	0	0	0	0	1	0	2	5	3	0	0	0	0	11
05:15	0	0	0	1	1	2	4	6	1	1	0	0	0	16
05:30	0	1	2	0	1	8	9	4	1	1	0	0	0	27
05:45	0	0	0	0	3	5	7	10	4	3	0	1	0	33
06:00	0	0	0	0	3	7	11	5	4	1	1	0	0	32
06:15	0	0	2	0	2	4	10	10	5	4	0	0	0	37
06:30	0	0	1	1	7	16	12	4	1	1	0	0	0	43
06:45	0	1	0	0	11	8	26	9	6	1	1	0	0	63
07:00	1	0	3	5	10	19	18	6	5	2	0	0	0	69
07:15	0	1	1	15	28	21	18	15	2	0	0	0	0	101
07:30	0	0	6	20	37	42	20	3	0	1	0	0	0	129
07:45	0	3	7	32	45	28	20	7	1	0	0	0	0	143
08:00	0	1	4	17	33	32	21	8	2	1	0	0	0	119
08:15	0	1	4	17	34	33	21	8	2	1	0	0	0	121
08:30	1	2	4	12	32	51	27	6	2	0	0	0	0	137
08:45	0	1	6	12	39	48	25	6	4	0	1	0	0	142
09:00	0	2	2	12	39	52	35	9	0	0	0	0	0	151
09:15	0	1	1	13	26	39	26	8	5	1	0	0	0	120
09:30	2	2	2	11	27	47	32	10	2	0	0	0	0	135
09:45	1	0	5	16	20	30	27	30	7	2	0	0	0	138
10:00	1	1	1	20	36	44	39	12	0	1	0	0	0	155
10:15	1	1	5	6	34	33	36	14	4	0	1	1	0	136
10:30	1	2	4	19	52	43	37	8	5	1	0	0	0	172
10:45	0	3	5	10	40	43	33	13	3	0	0	0	0	150
11:00	0	0	3	15	48	36	28	14	3	0	0	0	0	147
11:15	1	0	8	21	48	51	19	8	3	1	0	0	0	160
11:30	2	1	2	32	30	46	28	14	4	0	0	0	0	159
11:45	0	3	5	14	30	60	52	13	4	1	0	0	0	182
12:00 PM	0	0	7	26	52	46	36	8	1	0	0	0	0	176
12:15	0	0	7	19	56	49	27	10	4	0	0	0	0	172
12:30	0	0	4	47	57	40	22	8	2	0	0	0	0	180
12:45	0	2	11	42	54	38	24	8	1	0	0	0	0	180
13:00	1	0	6	16	41	29	41	14	2	0	0	0	0	150
13:15	0	1	5	22	53	42	30	11	2	1	0	0	0	167
13:30	1	3	14	28	76	43	21	4	0	0	0	0	0	190
13:45	0	0	1	32	72	47	15	3	2	0	0	0	0	172
14:00	0	0	3	18	61	47	17	7	0	0	0	0	0	153
14:15	0	4	16	28	56	63	11	5	3	0	0	0	0	186
14:30	1	3	15	56	59	31	12	4	3	0	0	0	0	184
14:45	1	0	9	51	79	53	18	4	0	0	0	0	0	215
15:00	0	4	29	58	68	28	12	4	0	0	0	0	0	203
15:15	2	1	10	40	61	38	16	6	0	1	1	0	0	176
15:30	2	6	9	42	60	47	16	4	3	0	0	0	0	189
15:45	0	0	4	49	77	47	17	2	3	0	0	0	0	199
16:00	0	0	16	43	66	50	22	10	3	1	0	0	0	211
16:15	0	0	1	34	75	56	16	8	1	0	1	0	0	192
16:30	1	7	11	32	74	55	24	14	1	0	0	0	0	219
16:45	1	1	3	30	47	57	27	7	3	0	0	0	0	176
17:00	0	2	21	40	75	49	16	8	0	0	0	0	0	211
17:15	0	2	4	28	69	54	15	6	0	0	0	0	0	178
17:30	0	1	15	43	62	50	21	7	0	0	0	0	0	199
17:45	0	0	4	34	81	56	35	8	1	1	0	0	0	220
18:00	0	0	5	27	61	55	30	9	3	0	0	0	0	190
18:15	0	5	12	44	61	60	13	5	0	0	0	0	0	200
18:30	1	0	3	46	53	29	10	9	3	2	0	0	0	156
18:45	0	0	6	21	50	50	22	5	0	0	0	0	0	154
19:00	0	6	6	27	33	31	32	13	1	2	0	0	0	151
19:15	1	0	1	15	44	49	42	10	3	0	0	0	0	165
19:30	0	0	2	10	35	50	35	9	5	1	1	0	0	148
19:45	0	0	3	13	26	44	33	6	4	1	0	0	0	130
20:00	0	1	1	13	26	35	24	15	1	0	0	0	0	116
20:15	0	0	1	4	24	30	34	11	3	0	0	0	0	107
20:30	0	0	0	6	22	52	31	5	0	0	0	0	0	116
20:45	0	0	0	7	21	24	21	13	2	0	0	0	0	88
21:00	0	0	1	1	8	31	20	9	4	1	1	0	0	76
21:15	0	0	0	0	11	21	26	9	3	0	0	0	0	70
21:30	0	0	0	3	12	28	19	7	1	0	0	0	0	70
21:45	0	0	0	1	8	17	25	5	0	0	0	0	0	56
22:00	0	0	0	2	7	19	17	9	1	1	1	0	0	57
22:15	0	0	0	1	5	11	14	9	1	0	0	0	0	41
22:30	0	0	2	1	3	8	14	10	2	1	0	0	0	41
22:45	0	0	0	0	0	5	11	3	5	1	0	0	0	25
23:00	0	0	0	1	3	4	14	6	2	1	1	0	0	32
23:15	0	0	0	1	3	6	17	7	3	1	0	0	0	38
23:30	0	0	1	0	3	2	7	6	3	0	0	0	0	22
23:45	0	0	0	1	1	4	7	11	3	1	0	0	0	28
Totals	23	77	354	1430	2788	2662	1733	671	190	50	14	2		9994
% of Totals	0%	1%	4%	14%	28%	27%	17%	7%	2%	1%	0%	0%		100%

AM Volumes	11	28	85	327	737	882	704	300	102	33	8	2	0	3219
% AM	0%	0%	1%	3%	7%	9%	7%	3%	1%	0%	0%	0%		32%
AM Peak Hour	09:30	07:45	11:45	11:45	11:45	11:15	10:00	09:30	06:15	05:30	03:30	05:00		11:45
Volume	5	7	23	106	195	203	145	66	17	9	3	1		710
PM Volumes	12	49	269	1103	2051	1780	1029	371	88	17	6	0	0	6775
% PM	0%	0%	3%	11%	21%	18%	10%	4%	1%	0%	0%			68%
PM Peak Hour	14:45	16:30	14:15	14:30	15:45	17:30	19:00	20:00	19:00	18:15	14:30			15:45
Volume	5	12	69	205	292	221	142	44	13	4	1			821

Directional Peak Periods	AM 7-9			NOON 12-2			PM 4-6			Off Peak Volumes		
All Classes	Volume	⟷	%	Volume	⟷	%	Volume	⟷	%	Volume	⟷	%
	961		10%	1387		14%	1606		16%	6040		60%

Street Name	Direction	Percentiles					
		15th	50th	Average	85th	95th	ADT
W Olive Ave	East Bound	29	36	36	43	48	9994
W Olive Ave	West Bound	28	36	36	43	48	10751

Prepared by National Data & Surveying Services

SPEED

W Olive Ave Bet. N Keystone St & N Lamer St

Day: Wednesday
Date: 1/19/2022

City: Burbank
Project #: CA22_020022_007w

West Bound

Time	< 15	15 - 19	20 - 24	25 - 29	30 - 34	35 - 39	40 - 44	45 - 49	50 - 54	55 - 59	60 - 64	65 - 69	70 +	Total
00:00 AM	0	0	0	1	5	12	9	5	3	1	0	0	0	36
00:15	0	1	1	1	2	5	8	4	1	0	1	0	0	24
00:30	0	0	0	0	0	5	3	3	2	0	0	0	0	13
00:45	0	0	0	4	4	1	4	3	1	2	0	0	0	19
01:00	1	0	0	0	5	2	4	5	1	0	0	0	0	18
01:15	0	0	1	0	3	1	1	2	1	0	0	0	0	9
01:30	0	0	0	0	3	2	0	5	1	0	0	0	0	11
01:45	0	0	0	1	0	0	4	2	0	0	0	0	0	7
02:00	0	0	0	2	2	0	1	0	2	0	1	0	0	8
02:15	0	0	0	0	0	3	2	1	0	0	0	0	0	6
02:30	0	0	0	0	2	4	1	3	1	1	0	0	0	12
02:45	0	2	0	0	3	1	3	2	1	0	0	0	0	12
03:00	0	0	0	0	1	2	1	2	2	0	0	0	0	8
03:15	0	0	0	0	0	1	1	5	0	1	0	0	0	8
03:30	0	0	0	0	0	1	1	3	0	0	0	0	0	5
03:45	0	0	0	0	0	2	3	2	0	0	1	0	0	8
04:00	0	0	0	1	0	5	2	1	0	0	0	0	0	9
04:15	0	0	0	0	0	4	4	3	3	0	0	0	0	14
04:30	0	0	0	0	1	1	4	1	1	0	0	0	0	8
04:45	0	0	0	1	1	3	5	2	2	0	0	0	0	14
05:00	0	0	0	3	4	6	6	3	3	0	1	0	0	26
05:15	0	0	1	1	4	7	15	10	2	3	0	0	0	43
05:30	0	0	0	1	3	11	12	6	5	1	0	0	0	39
05:45	0	0	1	1	6	8	16	9	2	1	0	0	0	44
06:00	0	1	1	1	3	11	21	11	4	1	0	0	0	54
06:15	0	0	4	3	8	10	14	13	2	1	1	0	0	56
06:30	0	1	6	9	9	20	36	8	3	1	0	0	0	93
06:45	0	5	3	6	7	24	28	18	5	0	0	0	0	96
07:00	1	1	8	4	12	43	31	10	1	1	0	0	0	112
07:15	2	4	7	13	17	30	33	17	5	1	1	0	0	130
07:30	1	3	5	17	28	45	43	18	1	0	0	0	0	161
07:45	0	1	7	11	35	57	47	16	2	1	0	0	0	177
08:00	1	10	19	17	33	37	36	18	4	1	0	0	0	176
08:15	1	4	8	11	39	53	39	20	3	0	0	0	0	178
08:30	3	5	9	21	33	46	32	11	2	1	0	0	0	163
08:45	5	2	5	16	38	43	36	9	3	0	0	0	0	157
09:00	0	0	3	5	22	49	42	7	3	0	0	0	0	131
09:15	1	1	3	13	28	54	46	8	2	0	0	0	0	156
09:30	0	1	3	9	56	53	37	11	3	0	0	0	0	173
09:45	0	2	4	11	29	48	40	16	4	0	0	0	0	154
10:00	6	6	16	19	38	55	19	6	3	0	0	0	0	168
10:15	23	11	15	15	17	39	31	5	1	0	0	0	0	157
10:30	1	2	13	18	33	47	16	7	0	0	0	0	0	137
10:45	5	6	9	19	37	48	14	4	3	1	0	0	0	146
11:00	0	0	3	7	52	58	35	12	0	3	0	0	0	170
11:15	1	4	3	13	24	56	42	16	2	1	0	0	0	162
11:30	0	0	2	11	50	73	33	8	2	1	0	0	0	180
11:45	2	7	10	15	41	55	18	9	3	0	0	0	0	160
12:00 PM	2	4	7	13	50	70	33	10	2	0	0	0	0	191
12:15	1	3	8	28	45	39	34	11	1	0	0	0	0	170
12:30	0	0	6	21	53	69	31	8	1	0	0	0	0	189
12:45	0	5	3	7	55	54	39	12	1	2	0	0	0	178
13:00	10	12	15	33	33	52	10	8	2	0	0	0	0	175
13:15	2	4	15	18	50	82	27	7	0	0	0	0	0	205
13:30	6	4	7	21	50	55	56	10	4	1	0	0	0	214
13:45	0	4	21	22	40	43	29	12	1	0	0	0	0	172
14:00	3	5	9	11	55	48	36	16	0	0	0	0	0	183
14:15	2	14	10	25	75	44	16	2	0	0	0	0	0	188
14:30	4	9	9	19	37	52	33	12	1	1	0	0	0	177
14:45	0	3	9	35	73	45	16	3	0	0	0	0	0	184
15:00	1	11	12	31	67	46	25	4	0	0	0	0	0	197
15:15	10	11	13	32	62	48	17	4	0	0	0	0	0	197
15:30	22	23	33	16	26	21	18	5	1	1	0	1	0	167
15:45	1	5	6	12	33	54	19	4	5	0	0	0	0	139
16:00	0	1	4	33	60	49	17	5	2	0	0	0	0	171
16:15	1	13	10	21	50	53	13	8	2	1	0	0	0	172
16:30	2	4	6	28	56	46	13	5	0	0	0	0	0	160
16:45	4	7	7	24	39	53	31	16	1	1	0	0	0	183
17:00	0	1	4	38	60	43	14	4	1	1	0	0	0	166
17:15	8	12	21	24	46	48	22	4	0	1	0	0	0	186
17:30	2	2	6	37	68	53	27	8	0	0	0	0	0	203
17:45	1	3	4	18	53	57	31	6	1	0	0	0	0	174
18:00	5	7	4	14	59	55	32	12	3	0	0	0	0	191
18:15	0	8	15	17	46	41	22	12	0	0	0	0	0	161
18:30	0	1	6	27	56	47	22	8	2	0	0	0	0	169
18:45	3	4	2	27	37	70	32	7	0	0	0	0	0	182
19:00	0	0	9	38	60	43	20	5	0	0	0	0	0	175
19:15	5	7	6	21	32	33	20	6	0	0	0	0	0	130
19:30	2	2	9	14	37	43	21	3	1	2	0	0	0	134
19:45	7	4	10	6	31	41	22	7	2	1	0	0	0	131
20:00	0	4	7	8	39	53	27	10	1	0	0	0	0	149
20:15	0	1	0	13	39	45	23	11	0	1	0	0	0	133
20:30	0	0	5	10	25	30	29	8	1	0	0	0	0	108
20:45	0	4	3	6	23	34	23	7	3	1	1	0	0	105
21:00	2	0	0	4	24	34	28	12	0	0	0	0	0	104
21:15	0	0	1	4	24	42	23	7	0	2	1	0	0	104
21:30	1	1	1	3	23	30	20	8	3	1	1	0	0	92
21:45	0	0	0	1	12	16	22	9	6	0	0	0	0	66
22:00	0	1	2	3	19	20	20	7	2	0	0	0	0	74
22:15	0	0	0	0	13	21	26	9	3	0	0	0	0	72
22:30	0	0	3	0	11	31	21	8	0	0	0	0	0	74
22:45	0	0	0	1	9	12	16	8	5	0	0	0	0	51
23:00	0	0	0	4	6	16	13	10	2	0	0	0	0	51
23:15	0	0	1	2	3	15	16	7	1	0	1	0	0	46
23:30	0	0	0	0	1	5	13	5	0	1	0	0	0	25
23:45	0	0	0	2	4	10	8	11	0	0	0	0	0	35
Totals	161	284	499	1093	2607	3152	2005	741	156	42	10	1		10751
% of Totals	1%	3%	5%	10%	24%	29%	19%	7%	1%	0%	0%	0%		100%

AM Volumes	54	80	170	301	738	1141	879	360	95	24	6	0	0	3848
% AM	1%	1%	2%	3%	7%	11%	8%	3%	1%	0%	0%			36%
AM Peak Hour	10:00	10:00	10:00	11:45	11:45	11:15	07:30	07:30	06:00	05:15				11:45
Volume	35	25	53	77	189	254	165	72	14	6	1			710
PM Volumes	107	204	329	792	1869	2011	1126	381	61	18	4	1	0	6903
% PM	1%	2%	3%	7%	17%	19%	10%	4%	1%	0%	0%	0%		64%
PM Peak Hour	15:00	15:00	14:45	16:45	14:15	12:30	13:15	13:15	21:30	19:30	20:45	14:45		13:15
Volume	34	50	67	123	252	257	148	45	14	4	3	1		774

Directional Peak Periods	AM 7-9			NOON 12-2			PM 4-6			Off Peak Volumes		
All Classes	Volume	⟷	%	Volume	⟷	%	Volume	⟷	%	Volume	⟷	%
	1254		12%	1494		14%	1415		13%	6588		61%

Street Name	Direction	Percentiles					
		15th	50th	Average	85th	95th	ADT
W Olive Ave	East Bound	29	36	36	43	48	9994
W Olive Ave	West Bound	28	36	36	43	48	10751

Prepared by National Data & Surveying Services

SPEED

W Olive Ave Bet. N Keystone St & N Lamer St

Day: Wednesday
Date: 1/19/2022

City: Burbank
Project #: CA22_020022_007

Summary

Time	< 15	15 - 19	20 - 24	25 - 29	30 - 34	35 - 39	40 - 44	45 - 49	50 - 54	55 - 59	60 - 64	65 - 69	70 +	Total
00:00 AM	0	0	0	2	7	17	14	8	6	1	0	0	0	55
00:15	0	1	2	2	2	9	13	5	3	0	1	0	0	38
00:30	0	0	0	0	2	8	8	8	5	1	0	0	0	32
00:45	0	0	0	4	7	2	8	4	1	2	1	0	0	29
01:00	1	1	0	1	5	4	4	7	2	1	0	0	0	26
01:15	0	0	1	0	4	1	6	4	1	1	0	0	0	18
01:30	0	0	0	0	4	4	3	11	3	0	0	0	0	25
01:45	0	0	0	1	0	1	10	4	0	0	0	0	0	16
02:00	0	0	0	3	3	2	5	2	2	1	1	0	0	19
02:15	0	0	0	0	0	4	5	3	1	0	0	0	0	13
02:30	0	0	1	0	3	6	2	5	2	2	0	0	0	21
02:45	0	2	0	0	4	1	5	3	3	0	0	0	0	18
03:00	0	0	0	0	1	4	1	2	2	1	0	0	0	11
03:15	0	0	0	0	1	1	1	5	0	1	0	0	0	9
03:30	0	0	0	0	1	1	5	4	0	1	1	0	0	13
03:45	0	0	0	1	1	3	3	3	0	0	1	0	0	12
04:00	0	0	0	1	1	5	3	1	1	0	0	0	0	12
04:15	0	0	0	0	2	7	6	5	3	0	2	0	0	25
04:30	0	0	0	0	1	2	8	1	3	0	0	0	0	15
04:45	0	0	0	2	3	7	12	4	3	2	0	0	0	33
05:00	0	0	0	3	5	6	8	8	6	0	1	0	0	37
05:15	0	0	1	2	5	9	19	16	3	4	0	0	0	59
05:30	0	1	2	1	4	19	21	10	6	2	0	0	0	66
05:45	0	0	1	1	9	13	23	19	6	4	0	1	0	77
06:00	0	1	1	1	6	18	32	16	8	2	1	0	0	86
06:15	0	0	6	3	10	14	24	23	7	5	1	0	0	93
06:30	0	1	7	10	16	36	48	12	4	2	0	0	0	136
06:45	0	6	3	6	18	32	54	27	11	1	1	0	0	159
07:00	2	1	11	9	22	62	49	16	6	3	0	0	0	181
07:15	2	5	8	28	45	51	51	32	7	1	1	0	0	231
07:30	1	3	11	37	65	87	63	21	1	1	0	0	0	290
07:45	0	4	14	43	80	85	67	23	3	1	0	0	0	320
08:00	1	11	23	34	66	69	57	26	6	2	0	0	0	295
08:15	1	5	12	28	73	86	60	28	5	1	0	0	0	299
08:30	4	7	13	33	65	97	59	17	4	1	0	0	0	300
08:45	5	3	11	28	77	91	61	15	7	0	1	0	0	299
09:00	0	2	5	17	61	101	77	16	3	0	0	0	0	282
09:15	1	2	4	26	54	93	72	16	7	1	0	0	0	276
09:30	2	3	5	20	83	100	69	21	5	0	0	0	0	308
09:45	1	2	9	27	49	78	67	46	11	2	0	0	0	292
10:00	7	7	17	39	74	99	58	18	3	1	0	0	0	323
10:15	24	12	20	21	51	72	67	19	5	0	1	1	0	293
10:30	2	4	17	37	85	90	53	15	5	1	0	0	0	309
10:45	5	9	14	29	77	91	47	17	6	1	0	0	0	296
11:00	0	0	6	22	100	94	63	26	3	3	0	0	0	317
11:15	2	4	11	34	72	107	61	24	5	2	0	0	0	322
11:30	2	1	4	43	80	119	61	22	6	1	0	0	0	339
11:45	2	10	15	29	71	115	70	22	7	1	0	0	0	342
12:00 PM	2	4	14	39	102	116	69	18	3	0	0	0	0	367
12:15	1	3	15	47	101	88	61	21	5	0	0	0	0	342
12:30	0	0	10	68	110	109	53	16	3	0	0	0	0	369
12:45	0	7	14	49	109	92	63	20	2	2	0	0	0	358
13:00	11	12	21	49	74	81	51	22	4	0	0	0	0	325
13:15	2	5	20	40	103	124	57	18	2	1	0	0	0	372
13:30	7	7	21	49	126	98	77	14	4	1	0	0	0	404
13:45	0	4	22	54	112	90	44	15	3	0	0	0	0	344
14:00	3	5	12	29	116	95	53	23	0	0	0	0	0	336
14:15	2	18	26	53	131	107	27	7	3	0	0	0	0	374
14:30	5	12	24	75	96	83	45	16	4	1	0	0	0	361
14:45	1	3	18	86	152	98	34	7	0	0	0	0	0	399
15:00	1	15	41	89	135	74	37	8	0	0	0	0	0	400
15:15	12	12	23	72	123	86	33	10	0	1	1	0	0	373
15:30	24	29	42	58	86	68	34	9	4	1	0	1	0	356
15:45	1	5	10	61	110	101	36	6	8	0	0	0	0	338
16:00	0	1	20	76	126	99	39	15	5	1	0	0	0	382
16:15	1	13	11	55	125	109	29	16	3	1	1	0	0	364
16:30	3	11	17	60	130	101	37	19	1	0	0	0	0	379
16:45	5	8	10	54	86	110	58	23	4	1	0	0	0	359
17:00	0	3	25	78	135	92	30	12	1	1	0	0	0	377
17:15	8	14	25	52	115	102	37	10	0	1	0	0	0	364
17:30	2	3	21	80	130	103	48	15	0	0	0	0	0	402
17:45	1	3	8	52	134	113	66	14	2	1	0	0	0	394
18:00	5	7	9	41	120	110	62	21	6	0	0	0	0	381
18:15	0	13	27	61	107	101	35	17	0	0	0	0	0	361
18:30	1	1	9	73	109	76	32	17	5	2	0	0	0	325
18:45	3	4	8	48	87	120	54	12	0	0	0	0	0	336
19:00	0	6	15	65	93	74	52	18	1	2	0	0	0	326
19:15	6	7	7	36	76	82	62	16	3	0	0	0	0	295
19:30	2	2	11	24	72	93	56	12	6	3	1	0	0	282
19:45	7	4	13	19	57	85	55	13	6	2	0	0	0	261
20:00	0	5	8	21	65	88	51	25	2	0	0	0	0	265
20:15	0	1	1	17	63	75	57	22	3	1	0	0	0	240
20:30	0	0	5	16	47	82	60	13	1	0	0	0	0	224
20:45	0	4	3	13	44	58	44	20	5	1	1	0	0	193
21:00	2	0	1	5	32	65	48	21	4	1	1	0	0	180
21:15	0	0	1	4	35	63	49	16	3	2	1	0	0	174
21:30	1	1	1	6	35	58	39	15	4	1	1	0	0	162
21:45	0	0	0	2	20	33	47	14	6	0	0	0	0	122
22:00	0	1	2	5	26	39	37	16	3	1	1	0	0	131
22:15	0	0	0	1	18	32	40	18	4	0	0	0	0	113
22:30	0	0	5	1	14	39	35	18	2	1	0	0	0	115
22:45	0	0	0	1	9	17	27	11	10	1	0	0	0	76
23:00	0	0	0	5	9	20	27	16	4	1	1	0	0	83
23:15	0	0	1	3	6	21	33	14	4	1	1	0	0	84
23:30	0	0	1	0	4	7	20	11	3	1	0	0	0	47
23:45	0	0	0	3	5	14	15	22	3	1	0	0	0	63
Totals	184	361	853	2523	5395	5814	3738	1412	346	92	24	3		20745
% of Totals	1%	2%	4%	12%	26%	28%	18%	7%	2%	0%	0%	0%		100%

AM Volumes	65	108	255	628	1475	2023	1583	660	197	57	14	2	0	7067
% AM	0%	1%	1%	3%	7%	10%	8%	3%	1%	0%	0%	0%		34%
AM Peak Hour	10:00	10:00	10:00	11:45	11:45	11:15	09:00	09:30	06:00	05:30	03:30	05:00		11:45
Volume	38	32	68	183	384	457	285	104	30	13	4	1		1420
PM Volumes	119	253	598	1895	3920	3791	2155	752	149	35	10	1	0	13678
% PM	1%	1%	3%	9%	19%	18%	10%	4%	1%	0%	0%	0%		66%
PM Peak Hour	14:45	15:00	14:45	14:30	14:15	17:15	12:45	20:00	22:45	19:00	20:45	14:45		17:15
Volume	38	61	124	322	514	428	248	80	21	7	4	1		1541

Directional Peak Periods	AM 7-9			NOON 12-2			PM 4-6			Off Peak Volumes		
All Classes	Volume	⟷	%	Volume	⟷	%	Volume	⟷	%	Volume	⟷	%
	2215		11%	2881		14%	3021		15%	12628		61%

Street Name	Direction	Percentiles					
		15th	50th	Average	85th	95th	ADT
W Olive Ave	Summary	28	36	36	43	48	20745

Prepared by National Data & Surveying Services

SPEED

W Olive Ave Bet. N Keystone St & N Lamer St

Day: Wednesday
Date: 1/19/2022

City: Burbank
Project #: CA22_020022_007e

East Bound

Time	< 15	15 - 19	20 - 24	25 - 29	30 - 34	35 - 39	40 - 44	45 - 49	50 - 54	55 - 59	60 - 64	65 - 69	70 +	Total
00:00 AM	0	0	1	2	7	13	19	10	8	1	1	0	0	**62**
01:00	0	1	0	1	2	5	14	12	3	2	0	0	0	**40**
02:00	0	0	1	1	3	5	10	7	4	2	0	0	0	**33**
03:00	0	0	0	1	3	3	4	2	0	2	1	0	0	**16**
04:00	0	0	0	1	5	8	14	4	4	2	2	0	0	**40**
05:00	0	1	2	1	6	15	22	25	9	5	0	1	0	**87**
06:00	0	1	3	1	23	35	59	28	16	7	2	0	0	**175**
07:00	1	4	17	72	120	110	76	31	8	3	0	0	0	**442**
08:00	1	5	18	58	138	164	94	28	10	2	1	0	0	**519**
09:00	3	5	10	52	112	168	120	57	14	3	0	0	0	**544**
10:00	3	7	15	55	162	163	145	47	12	2	1	1	0	**613**
11:00	3	4	18	82	156	193	127	49	14	2	0	0	0	**648**
12:00 PM	0	2	29	134	219	173	109	34	8	0	0	0	0	**708**
13:00	2	4	26	98	242	161	107	32	6	1	0	0	0	**679**
14:00	2	7	43	153	255	194	58	20	6	0	0	0	0	**738**
15:00	4	11	52	189	266	160	61	16	6	1	1	0	0	**767**
16:00	2	8	31	139	262	218	89	39	8	1	1	0	0	**798**
17:00	0	5	44	145	287	209	87	29	1	1	0	0	0	**808**
18:00	1	5	26	138	225	194	75	28	6	2	0	0	0	**700**
19:00	1	6	12	65	138	174	142	38	13	4	1	0	0	**594**
20:00	0	1	2	30	93	141	110	44	6	0	0	0	0	**427**
21:00	0	0	1	5	39	97	90	30	8	1	1	0	0	**272**
22:00	0	0	2	4	15	43	56	31	9	3	1	0	0	**164**
23:00	0	0	1	3	10	16	45	30	11	3	1	0	0	**120**
Totals	**23**	**77**	**354**	**1430**	**2788**	**2662**	**1733**	**671**	**190**	**50**	**14**	**2**		**9994**
% of Totals	0%	1%	4%	14%	28%	27%	17%	7%	2%	1%	0%	0%		100%

AM Volumes	11	28	85	327	737	882	704	300	102	33	8	2	0	3219
% AM	0%	0%	1%	3%	7%	9%	7%	3%	1%	0%	0%	0%		32%
AM Peak Hour	09:00	10:00	08:00	11:00	10:00	11:00	10:00	09:00	06:00	06:00	04:00	05:00		11:00
Volume	3	7	18	82	162	193	145	57	16	7	2	1		648
PM Volumes	12	49	269	1103	2051	1780	1029	371	88	17	6	0	0	6775
% PM	0%	0%	3%	11%	21%	18%	10%	4%	1%	0%	0%			68%
PM Peak Hour	15:00	15:00	15:00	15:00	17:00	16:00	19:00	20:00	19:00	19:00	15:00			17:00
Volume	4	11	52	189	287	218	142	44	13	4	1			808

Directional Peak Periods	**AM 7-9**			**NOON 12-2**			**PM 4-6**			**Off Peak Volumes**		
All Speeds	Volume		%	Volume		%	Volume		%	Volume		%
	961	↔	10%	1387	↔	14%	1606	↔	16%	6040	↔	60%

Street Name	Direction	Percentiles					
		15th	50th	Average	85th	95th	ADT
W Olive Ave	East Bound	29	36	36	43	48	9994
W Olive Ave	West Bound	28	36	36	43	48	10751

Prepared by National Data & Surveying Services

SPEED

W Olive Ave Bet. N Keystone St & N Lamer St

Day: Wednesday
Date: 1/19/2022

City: Burbank
Project #: CA22_020022_007w

West Bound

Time	< 15	15 - 19	20 - 24	25 - 29	30 - 34	35 - 39	40 - 44	45 - 49	50 - 54	55 - 59	60 - 64	65 - 69	70 +	Total
00:00 AM	0	1	1	6	11	23	24	15	7	3	1	0	0	**92**
01:00	1	0	1	1	11	5	9	14	3	0	0	0	0	**45**
02:00	0	2	0	2	7	8	7	6	4	1	1	0	0	**38**
03:00	0	0	0	0	1	6	6	12	2	1	1	0	0	**29**
04:00	0	0	0	2	2	13	15	7	6	0	0	0	0	**45**
05:00	0	0	2	6	17	32	49	28	12	5	1	0	0	**152**
06:00	0	7	14	19	27	65	99	50	14	3	1	0	0	**299**
07:00	4	9	27	45	92	175	154	61	9	3	1	0	0	**580**
08:00	10	21	41	65	143	179	143	58	12	2	0	0	0	**674**
09:00	1	4	13	38	135	204	165	42	12	0	0	0	0	**614**
10:00	35	25	53	71	125	189	80	22	7	1	0	0	0	**608**
11:00	3	11	18	46	167	242	128	45	7	5	0	0	0	**672**
12:00 PM	3	12	24	69	203	232	137	41	5	2	0	0	0	**728**
13:00	18	24	58	94	173	232	122	37	7	1	0	0	0	**766**
14:00	9	31	37	90	240	189	101	33	1	1	0	0	0	**732**
15:00	34	50	64	91	188	169	79	17	6	1	0	1	0	**700**
16:00	7	25	27	106	205	201	74	34	5	2	0	0	0	**686**
17:00	11	18	35	117	227	201	94	22	2	2	0	0	0	**729**
18:00	8	20	27	85	198	213	108	39	5	0	0	0	0	**703**
19:00	14	13	34	79	160	160	83	21	3	3	0	0	0	**570**
20:00	0	9	15	37	126	162	102	36	5	2	1	0	0	**495**
21:00	3	1	2	12	83	122	93	36	9	3	2	0	0	**366**
22:00	0	1	5	4	52	84	83	32	10	0	0	0	0	**271**
23:00	0	0	1	8	14	46	50	33	3	1	1	0	0	**157**
Totals	**161**	**284**	**499**	**1093**	**2607**	**3152**	**2005**	**741**	**156**	**42**	**10**	**1**		**10751**
% of Totals	1%	3%	5%	10%	24%	29%	19%	7%	1%	0%	0%	0%		100%

AM Volumes	54	80	170	301	738	1141	879	360	95	24	6	0	0	3848
% AM	1%	1%	2%	3%	7%	11%	8%	3%	1%	0%	0%			36%
AM Peak Hour	10:00	10:00	10:00	10:00	11:00	11:00	09:00	07:00	06:00	05:00				08:00
Volume	35	25	53	71	167	242	165	61	14	5	1			674
PM Volumes	107	204	329	792	1869	2011	1126	381	61	18	4	1	0	6903
% PM	1%	2%	3%	7%	17%	19%	10%	4%	1%	0%	0%	0%		64%
PM Peak Hour	15:00	15:00	15:00	17:00	14:00	12:00	12:00	12:00	22:00	19:00	21:00	15:00		13:00
Volume	34	50	64	117	240	232	137	41	10	3	2	1		766

Directional Peak Periods	**AM 7-9**			**NOON 12-2**			**PM 4-6**			**Off Peak Volumes**		
All Speeds	Volume		%	Volume		%	Volume		%	Volume		%
	1254	↔	12%	1494	↔	14%	1415	↔	13%	6588	↔	61%

Street Name	Direction	Percentiles					
		15th	50th	Average	85th	95th	ADT
W Olive Ave	East Bound	29	36	36	43	48	9994
W Olive Ave	West Bound	28	36	36	43	48	10751

Prepared by National Data & Surveying Services

SPEED

W Olive Ave Bet. N Keystone St & N Lamer St

Day: Wednesday
Date: 1/19/2022

City: Burbank
Project #: CA22_020022_007

Summary

Time	< 15	15 - 19	20 - 24	25 - 29	30 - 34	35 - 39	40 - 44	45 - 49	50 - 54	55 - 59	60 - 64	65 - 69	70 +	Total
00:00 AM	0	1	2	8	18	36	43	25	15	4	2	0	0	154
01:00	1	1	1	2	13	10	23	26	6	2	0	0	0	85
02:00	0	2	1	3	10	13	17	13	8	3	1	0	0	71
03:00	0	0	0	1	4	9	10	14	2	3	2	0	0	45
04:00	0	0	0	3	7	21	29	11	10	2	2	0	0	85
05:00	0	1	4	7	23	47	71	53	21	10	1	1	0	239
06:00	0	8	17	20	50	100	158	78	30	10	3	0	0	474
07:00	5	13	44	117	212	285	230	92	17	6	1	0	0	1022
08:00	11	26	59	123	281	343	237	86	22	4	1	0	0	1193
09:00	4	9	23	90	247	372	285	99	26	3	0	0	0	1158
10:00	38	32	68	126	287	352	225	69	19	3	1	1	0	1221
11:00	6	15	36	128	323	435	255	94	21	7	0	0	0	1320
12:00 PM	3	14	53	203	422	405	246	75	13	2	0	0	0	1436
13:00	20	28	84	192	415	393	229	69	13	2	0	0	0	1445
14:00	11	38	80	243	495	383	159	53	7	1	0	0	0	1470
15:00	38	61	116	280	454	329	140	33	12	2	1	1	0	1467
16:00	9	33	58	245	467	419	163	73	13	3	1	0	0	1484
17:00	11	23	79	262	514	410	181	51	3	3	0	0	0	1537
18:00	9	25	53	223	423	407	183	67	11	2	0	0	0	1403
19:00	15	19	46	144	298	334	225	59	16	7	1	0	0	1164
20:00	0	10	17	67	219	303	212	80	11	2	1	0	0	922
21:00	3	1	3	17	122	219	183	66	17	4	3	0	0	638
22:00	0	1	7	8	67	127	139	63	19	3	1	0	0	435
23:00	0	0	2	11	24	62	95	63	14	4	2	0	0	277
Totals	184	361	853	2523	5395	5814	3738	1412	346	92	24	3		20745
% of Totals	1%	2%	4%	12%	26%	28%	18%	7%	2%	0%	0%	0%		100%

AM Volumes	65	108	255	628	1475	2023	1583	660	197	57	14	2	0	7067
% AM	0%	1%	1%	3%	7%	10%	8%	3%	1%	0%	0%	0%		34%
AM Peak Hour	10:00	10:00	10:00	11:00	11:00	11:00	09:00	09:00	06:00	05:00	06:00	05:00		11:00
Volume	38	32	68	128	323	435	285	99	30	10	3	1		1320
PM Volumes	119	253	598	1895	3920	3791	2155	752	149	35	10	1	0	13678
% PM	1%	1%	3%	9%	19%	18%	10%	4%	1%	0%	0%	0%		66%
PM Peak Hour	15:00	15:00	15:00	15:00	17:00	16:00	12:00	20:00	22:00	19:00	21:00	15:00		17:00
Volume	38	61	116	280	514	419	246	80	19	7	3	1		1537

Directional Peak Periods	AM 7-9			NOON 12-2			PM 4-6			Off Peak Volumes		
All Speeds	Volume		%	Volume		%	Volume		%	Volume		%
	2215	↔	11%	2881	↔	14%	3021	↔	15%	12628	↔	61%

Street Name	Direction	Percentiles					
		15th	50th	Average	85th	95th	ADT
W Olive Ave	Summary	28	36	36	43	48	20745

Prepared by NDS/ATD

Prepared by National Data & Surveying Services

VOLUME

W Olive Ave Bet. N Keystone St & N Lamer St

Day: Wednesday
Date: 1/19/2022

City: Burbank
Project #: CA22_020022_007

DAILY TOTALS	NB	SB	EB	WB	Total
	0	0	9,994	10,751	20,745

AM Period	NB	SB	EB		WB		TOTAL		PM Period	NB	SB	EB		WB		TOTAL	
00:00	0	0	19		36		55		12:00	0	0	176		191		367	
00:15	0	0	14		24		38		12:15	0	0	172		170		342	
00:30	0	0	19		13		32		12:30	0	0	180		189		369	
00:45	0	0	10	62	19	92	29	154	12:45	0	0	180	708	178	728	358	1436
01:00	0	0	8		18		26		13:00	0	0	150		175		325	
01:15	0	0	9		9		18		13:15	0	0	167		205		372	
01:30	0	0	14		11		25		13:30	0	0	190		214		404	
01:45	0	0	9	40	7	45	16	85	13:45	0	0	172	679	172	766	344	1445
02:00	0	0	11		8		19		14:00	0	0	153		183		336	
02:15	0	0	7		6		13		14:15	0	0	186		188		374	
02:30	0	0	9		12		21		14:30	0	0	184		177		361	
02:45	0	0	6	33	12	38	18	71	14:45	0	0	215	738	184	732	399	1470
03:00	0	0	3		8		11		15:00	0	0	203		197		400	
03:15	0	0	1		8		9		15:15	0	0	176		197		373	
03:30	0	0	8		5		13		15:30	0	0	189		167		356	
03:45	0	0	4	16	8	29	12	45	15:45	0	0	199	767	139	700	338	1467
04:00	0	0	3		9		12		16:00	0	0	211		171		382	
04:15	0	0	11		14		25		16:15	0	0	192		172		364	
04:30	0	0	7		8		15		16:30	0	0	219		160		379	
04:45	0	0	19	40	14	45	33	85	16:45	0	0	176	798	183	686	359	1484
05:00	0	0	11		26		37		17:00	0	0	211		166		377	
05:15	0	0	16		43		59		17:15	0	0	178		186		364	
05:30	0	0	27		39		66		17:30	0	0	199		203		402	
05:45	0	0	33	87	44	152	77	239	17:45	0	0	220	808	174	729	394	1537
06:00	0	0	32		54		86		18:00	0	0	190		191		381	
06:15	0	0	37		56		93		18:15	0	0	200		161		361	
06:30	0	0	43		93		136		18:30	0	0	156		169		325	
06:45	0	0	63	175	96	299	159	474	18:45	0	0	154	700	182	703	336	1403
07:00	0	0	69		112		181		19:00	0	0	151		175		326	
07:15	0	0	101		130		231		19:15	0	0	165		130		295	
07:30	0	0	129		161		290		19:30	0	0	148		134		282	
07:45	0	0	143	442	177	580	320	1022	19:45	0	0	130	594	131	570	261	1164
08:00	0	0	119		176		295		20:00	0	0	116		149		265	
08:15	0	0	121		178		299		20:15	0	0	107		133		240	
08:30	0	0	137		163		300		20:30	0	0	116		108		224	
08:45	0	0	142	519	157	674	299	1193	20:45	0	0	88	427	105	495	193	922
09:00	0	0	151		131		282		21:00	0	0	76		104		180	
09:15	0	0	120		156		276		21:15	0	0	70		104		174	
09:30	0	0	135		173		308		21:30	0	0	70		92		162	
09:45	0	0	138	544	154	614	292	1158	21:45	0	0	56	272	66	366	122	638
10:00	0	0	155		168		323		22:00	0	0	57		74		131	
10:15	0	0	136		157		293		22:15	0	0	41		72		113	
10:30	0	0	172		137		309		22:30	0	0	41		74		115	
10:45	0	0	150	613	146	608	296	1221	22:45	0	0	25	164	51	271	76	435
11:00	0	0	147		170		317		23:00	0	0	32		51		83	
11:15	0	0	160		162		322		23:15	0	0	38		46		84	
11:30	0	0	159		180		339		23:30	0	0	22		25		47	
11:45	0	0	182	648	160	672	342	1320	23:45	0	0	28	120	35	157	63	277
TOTALS				3219		3848		**7067**	**TOTALS**				6775		6903		**13678**
SPLIT %				45.5%		54.5%		**34.1%**	**SPLIT %**				49.5%		50.5%		**65.9%**

DAILY TOTALS	NB	SB	EB	WB	Total
	0	0	9,994	10,751	20,745

AM Peak Hour			11:45	11:45	**11:45**	**PM Peak Hour**			15:45	13:15	**17:15**
AM Pk Volume			710	710	**1420**	**PM Pk Volume**			821	774	**1541**
Pk Hr Factor			0.975	0.929	**0.962**	**Pk Hr Factor**			0.937	0.904	**0.958**
7 - 9 Volume	0	0	961	1254	**2215**	**4 - 6 Volume**	0	0	1606	1415	**3021**
7 - 9 Peak Hour			07:45	07:45	**07:45**	**4 - 6 Peak Hour**			17:00	16:45	**17:00**
7 - 9 Pk Volume	0	0	520	694	**1214**	**4 - 6 Pk Volume**	0	0	808	738	**1537**
Pk Hr Factor	0.000	0.000	0.909	0.975	**0.948**	**Pk Hr Factor**	0.000	0.000	0.918	0.909	**0.956**

Prepared by NDS/ATD

Project #: CA22_020022_007 **City:** Burbank

Location: W Olive Ave Bet. N Keystone St & N Lamer **Date:** 1/19/2022

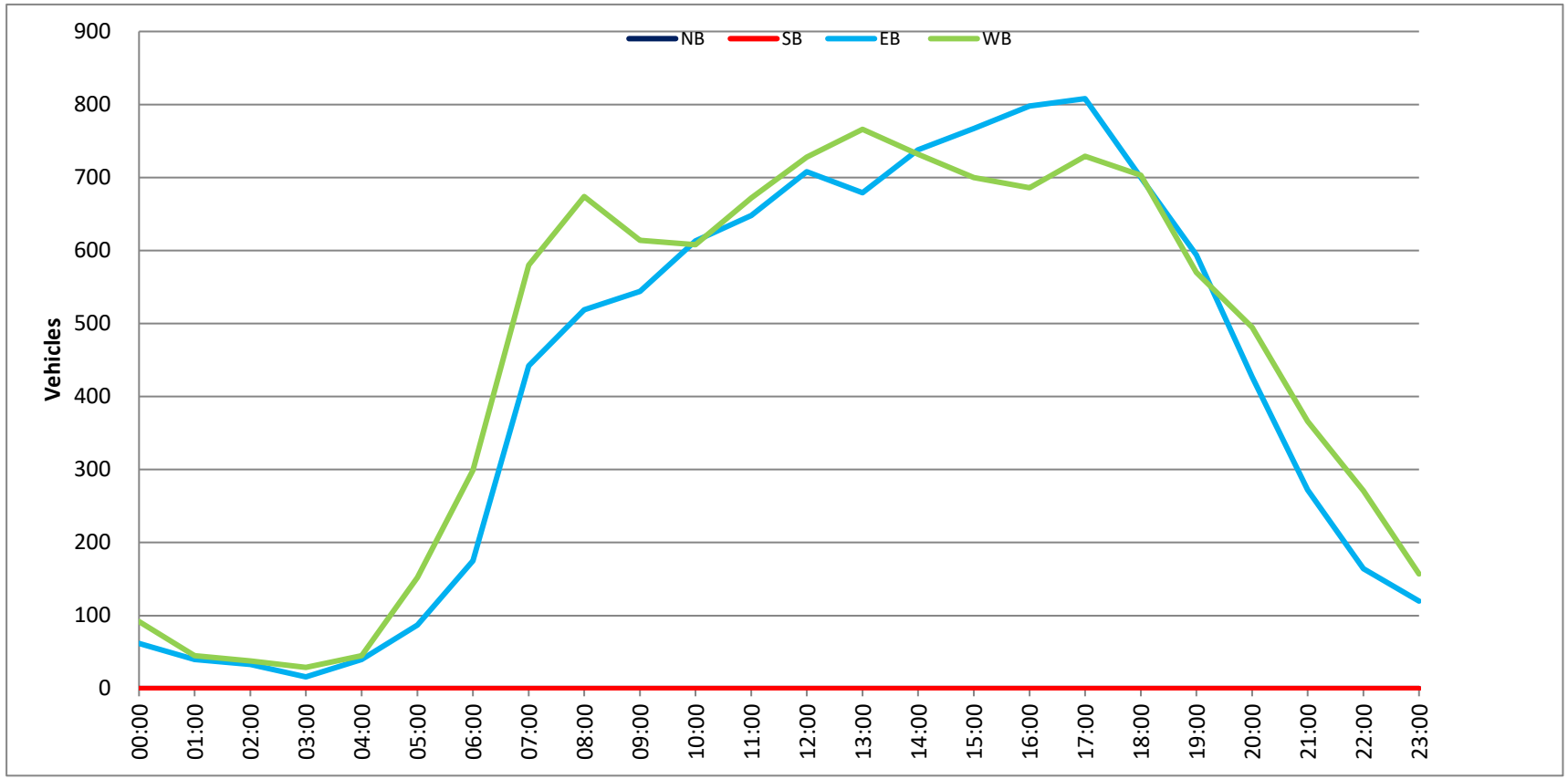

Prepared by National Data & Surveying Services

SPEED

W Olive Ave Bet. N Keystone St & N Lamer St

Day: Thursday
Date: 1/20/2022

City: Burbank
Project #: CA22_020022_007e

East Bound

Time	< 15	15 - 19	20 - 24	25 - 29	30 - 34	35 - 39	40 - 44	45 - 49	50 - 54	55 - 59	60 - 64	65 - 69	70 +	Total
00:00 AM	0	0	0	0	6	1	4	1	2	0	0	0	0	14
00:15	0	0	0	0	2	5	8	6	2	0	0	0	0	23
00:30	0	0	0	2	1	4	11	3	4	0	0	0	0	25
00:45	0	0	0	0	4	6	2	1	0	0	0	0	0	13
01:00	0	0	0	0	0	0	9	1	0	0	0	0	0	10
01:15	0	0	0	0	0	3	3	0	2	0	0	0	0	8
01:30	0	0	0	0	0	5	1	1	0	0	0	0	0	7
01:45	0	0	0	0	1	1	1	1	0	0	0	0	0	4
02:00	0	0	0	0	0	4	3	3	0	0	0	0	0	10
02:15	0	0	0	0	0	1	2	3	3	1	0	0	0	10
02:30	0	0	0	1	0	0	0	1	1	0	0	0	0	3
02:45	1	0	0	0	1	3	1	1	0	0	0	0	0	7
03:00	0	0	0	0	2	2	4	0	0	0	0	0	0	8
03:15	0	0	0	0	0	1	0	1	1	0	0	0	0	3
03:30	0	0	0	0	0	0	0	3	1	0	0	0	0	4
03:45	0	0	0	0	0	1	3	2	1	2	0	0	0	9
04:00	0	0	0	0	0	2	1	0	1	0	0	0	0	4
04:15	0	0	0	0	0	1	3	0	0	2	0	0	0	6
04:30	0	0	0	1	0	0	3	1	0	0	0	0	0	5
04:45	0	0	1	0	2	2	3	5	1	0	0	0	0	14
05:00	0	0	0	0	1	0	3	4	3	1	0	0	0	12
05:15	0	0	0	2	2	3	7	3	3	0	1	0	0	21
05:30	0	0	0	1	1	6	7	3	2	0	0	0	0	20
05:45	0	0	1	1	2	5	8	5	3	0	0	0	0	25
06:00	1	0	0	1	1	13	7	8	0	1	0	0	0	32
06:15	0	0	1	3	6	10	9	13	4	1	2	0	0	49
06:30	0	0	0	0	10	8	13	7	2	0	0	0	0	40
06:45	0	0	0	2	7	18	20	8	4	3	1	0	0	63
07:00	0	0	1	3	13	11	18	12	2	1	0	0	0	61
07:15	0	2	1	4	11	28	25	7	2	0	0	0	0	80
07:30	1	0	3	24	36	25	25	6	1	0	0	0	0	121
07:45	3	1	9	27	54	45	16	8	4	1	0	0	0	168
08:00	3	0	2	17	50	32	13	8	1	0	0	0	0	126
08:15	0	1	6	15	39	36	26	5	2	0	0	0	0	130
08:30	0	2	11	43	42	34	19	1	3	0	0	0	0	155
08:45	2	0	3	24	35	40	21	6	1	0	0	0	0	132
09:00	0	0	0	10	46	39	31	1	1	0	0	0	0	128
09:15	2	0	9	33	27	47	31	11	0	0	0	0	0	160
09:30	0	0	3	17	42	55	23	1	1	0	0	0	0	142
09:45	1	0	3	33	56	42	30	12	0	0	0	0	0	177
10:00	0	1	9	31	44	25	21	7	0	0	0	0	0	138
10:15	3	5	10	25	42	23	18	4	0	1	0	0	0	131
10:30	0	0	2	26	50	37	32	13	2	0	1	0	0	163
10:45	0	0	9	23	45	39	29	6	2	0	0	0	0	153
11:00	1	0	7	26	58	39	38	10	1	1	0	0	0	181
11:15	1	0	2	31	52	29	15	6	2	1	0	0	0	139
11:30	0	3	9	32	58	45	20	11	3	0	0	0	0	181
11:45	0	1	10	30	49	48	39	14	4	0	0	0	0	195
12:00 PM	0	1	3	17	59	59	29	13	2	0	0	0	0	183
12:15	0	0	6	30	60	29	45	10	5	0	0	0	0	185
12:30	1	0	3	13	43	54	35	19	6	1	0	0	0	175
12:45	0	5	19	72	66	43	20	12	1	0	0	0	0	238
13:00	0	1	8	15	53	56	43	12	1	0	0	0	0	189
13:15	1	4	13	30	44	38	21	19	0	0	0	0	0	170
13:30	0	3	4	25	45	54	20	6	0	0	0	0	0	157
13:45	0	1	1	34	51	47	23	7	3	0	0	0	0	167
14:00	0	1	3	41	65	36	22	3	0	1	0	0	0	172
14:15	0	1	10	42	58	56	21	5	2	0	0	0	0	195
14:30	1	2	6	37	48	47	31	8	0	0	0	0	0	180
14:45	0	0	2	58	96	38	16	3	0	0	0	0	0	213
15:00	0	0	6	58	71	36	12	5	0	0	0	0	0	188
15:15	0	1	6	39	67	48	30	4	1	0	0	0	0	196
15:30	0	1	4	45	70	38	23	4	1	0	0	0	0	186
15:45	0	0	1	20	83	54	23	11	1	0	0	0	0	193
16:00	0	4	6	41	86	55	23	4	1	1	1	0	0	222
16:15	0	1	5	48	96	44	32	6	0	0	0	0	0	232
16:30	0	0	2	13	52	92	42	11	0	0	0	0	0	212
16:45	0	0	3	41	71	38	15	5	2	0	1	0	0	176
17:00	0	0	9	48	85	31	15	7	1	0	0	0	0	196
17:15	0	0	7	47	100	31	21	5	0	0	0	0	0	211
17:30	0	0	7	35	92	61	17	6	0	0	0	0	0	218
17:45	0	2	4	46	82	59	19	6	4	0	0	0	0	222
18:00	0	0	14	32	73	40	22	9	0	0	0	0	0	190
18:15	0	0	2	40	58	49	22	14	1	0	0	0	0	186
18:30	0	0	4	37	58	69	24	5	5	0	0	0	0	202
18:45	0	1	0	22	48	61	33	11	1	0	0	0	0	177
19:00	0	0	2	22	47	49	37	7	4	0	0	0	0	168
19:15	0	0	2	32	51	44	25	8	2	0	0	0	0	164
19:30	0	0	2	31	36	40	28	5	3	2	0	0	0	147
19:45	1	0	1	11	30	43	29	17	1	0	1	0	0	134
20:00	0	0	3	8	14	34	38	11	2	0	1	0	0	111
20:15	0	0	0	14	20	27	30	12	3	0	0	0	0	106
20:30	0	0	2	3	16	24	25	12	4	1	0	0	0	87
20:45	0	0	1	5	12	25	19	7	3	0	0	0	0	72
21:00	0	0	0	4	23	34	29	6	2	0	0	0	0	98
21:15	0	0	0	1	10	26	25	16	3	3	0	0	0	84
21:30	0	0	1	0	5	17	30	10	2	0	0	0	0	65
21:45	0	0	0	5	6	22	31	12	0	1	0	0	0	77
22:00	0	0	0	1	4	18	15	8	6	0	0	0	0	52
22:15	0	0	0	0	4	12	18	11	5	1	0	0	0	51
22:30	0	1	0	1	2	12	14	10	3	1	0	0	0	44
22:45	0	0	0	0	1	6	18	11	2	0	0	0	0	38
23:00	0	0	0	1	3	6	5	5	1	0	0	0	0	21
23:15	0	0	0	1	6	9	7	8	3	0	0	0	0	34
23:30	0	0	0	1	2	9	5	4	0	0	0	0	0	21
23:45	0	0	0	0	5	3	7	5	1	1	0	0	0	22
Totals	23	46	284	1655	3075	2647	1760	649	160	29	9			10337
% of Totals	0%	0%	3%	16%	30%	26%	17%	6%	2%	0%	0%			100%

AM Volumes	19	16	112	488	898	824	626	234	72	16	5	0	0	3310
% AM	0%	0%	1%	5%	9%	8%	6%	2%	1%	0%	0%			32%
AM Peak Hour	07:15	09:30	10:00	11:00	11:30	11:45	11:45	11:45	11:45	06:00	06:00			11:30
Volume	7	6	30	119	226	190	148	56	17	5	3			744
PM Volumes	4	30	172	1167	2177	1823	1134	415	88	13	4	0	0	7027
% PM	0%	0%	2%	11%	21%	18%	11%	4%	1%	0%	0%			68%
PM Peak Hour	12:30	12:45	12:45	14:45	17:00	15:45	12:15	12:30	22:00	20:30	16:00			15:45
Volume	2	13	44	200	359	245	143	62	16	4	2			859

Directional Peak Periods	AM 7-9			NOON 12-2			PM 4-6			Off Peak Volumes		
All Classes	Volume	⟷	%	Volume	⟷	%	Volume	⟷	%	Volume	⟷	%
	973		9%	1464		14%	1689		16%	6211		60%

Street Name	Direction	Percentiles					
		15th	50th	Average	85th	95th	ADT
W Olive Ave	East Bound	29	35	36	43	48	10337
W Olive Ave	West Bound	28	36	36	43	48	10759

Prepared by National Data & Surveying Services

SPEED

W Olive Ave Bet. N Keystone St & N Lamer St

Day: Thursday
Date: 1/20/2022

City: Burbank
Project #: CA22_020022_007w

West Bound

Time	< 15	15 - 19	20 - 24	25 - 29	30 - 34	35 - 39	40 - 44	45 - 49	50 - 54	55 - 59	60 - 64	65 - 69	70 +	Total
00:00 AM	0	0	1	1	8	14	14	4	1	1	0	0	0	44
00:15	0	0	1	0	1	16	9	4	4	1	0	0	0	36
00:30	0	0	0	0	1	9	12	13	3	0	0	0	0	38
00:45	0	0	0	0	9	12	15	12	1	0	0	0	0	49
01:00	0	0	0	1	5	12	9	5	3	1	0	0	0	36
01:15	0	1	1	1	2	5	8	4	1	0	1	0	0	24
01:30	0	0	0	0	0	5	3	3	2	0	0	0	0	13
01:45	0	0	0	4	4	1	4	3	1	2	0	0	0	19
02:00	1	0	0	0	5	2	4	5	1	0	0	0	0	18
02:15	0	0	1	0	3	1	1	2	1	0	0	0	0	9
02:30	0	0	0	0	3	2	0	5	1	0	0	0	0	11
02:45	0	0	0	1	0	0	4	2	0	0	0	0	0	7
03:00	0	0	0	2	2	0	1	0	2	0	1	0	0	8
03:15	0	0	0	0	0	3	2	1	0	0	0	0	0	6
03:30	0	0	0	0	2	4	1	3	1	1	0	0	0	12
03:45	0	2	0	0	3	1	3	2	1	0	0	0	0	12
04:00	0	0	0	0	1	2	2	2	2	0	0	0	0	9
04:15	0	0	0	0	0	1	2	5	0	1	0	0	0	9
04:30	0	0	0	0	0	2	1	3	0	0	0	0	0	6
04:45	0	0	0	0	0	1	3	2	0	0	1	0	0	7
05:00	0	0	0	1	0	5	2	1	0	0	0	0	0	9
05:15	0	0	0	0	0	4	4	3	3	0	0	0	0	14
05:30	0	0	0	0	1	1	4	1	1	0	0	0	0	8
05:45	0	0	0	1	1	3	5	2	2	0	0	0	0	14
06:00	0	0	0	3	4	6	6	3	3	0	1	0	0	26
06:15	0	0	1	0	4	7	15	10	2	3	0	0	0	42
06:30	0	0	0	0	3	11	12	6	5	2	0	0	0	39
06:45	0	0	1	0	6	8	16	9	2	1	0	0	0	43
07:00	0	1	1	2	3	11	21	11	4	0	0	0	0	54
07:15	0	0	4	3	8	10	14	13	2	0	1	0	0	55
07:30	0	1	6	9	9	20	36	8	3	1	0	0	0	93
07:45	0	5	3	6	7	24	28	18	5	0	0	0	0	96
08:00	1	1	8	4	12	43	31	10	1	1	0	0	0	112
08:15	2	4	7	13	17	30	33	17	5	1	1	0	0	130
08:30	1	3	5	17	28	45	43	18	1	0	0	0	0	161
08:45	0	1	7	11	35	57	47	16	2	1	0	0	0	177
09:00	1	10	19	17	33	37	36	18	4	1	0	0	0	176
09:15	1	4	8	11	39	53	39	20	3	0	0	0	0	178
09:30	3	5	9	21	33	46	32	11	2	1	0	0	0	163
09:45	5	2	5	16	38	43	36	9	3	0	0	0	0	157
10:00	0	0	3	5	22	49	42	7	3	0	0	0	0	131
10:15	1	1	3	13	28	54	46	8	2	0	0	0	0	156
10:30	0	1	3	9	56	53	37	11	3	0	0	0	0	173
10:45	0	2	4	11	29	48	40	16	4	0	0	0	0	154
11:00	6	6	16	19	38	55	19	6	3	0	0	0	0	168
11:15	23	11	15	15	17	39	31	5	1	0	0	0	0	157
11:30	1	2	13	18	33	47	16	7	0	0	0	0	0	137
11:45	5	6	9	19	37	48	14	4	3	1	0	0	0	146
12:00 PM	0	0	3	7	52	58	35	12	0	3	0	0	0	170
12:15	1	4	3	13	24	56	42	16	2	1	0	0	0	162
12:30	0	0	2	11	50	73	33	8	2	1	0	0	0	180
12:45	2	7	10	15	41	55	18	9	3	0	0	0	0	160
13:00	2	4	7	13	50	70	33	10	2	0	0	0	0	191
13:15	1	3	8	28	45	39	34	11	1	0	0	0	0	170
13:30	0	0	6	21	53	69	31	8	1	0	0	0	0	189
13:45	0	5	3	7	55	54	39	12	1	2	0	0	0	178
14:00	10	12	15	33	33	52	10	8	2	0	0	0	0	175
14:15	2	4	15	18	50	82	27	7	0	0	0	0	0	205
14:30	6	4	7	21	50	55	56	10	4	1	0	0	0	214
14:45	0	4	21	22	40	43	29	12	1	0	0	0	0	172
15:00	3	5	9	11	55	48	36	16	0	0	0	0	0	183
15:15	2	14	10	25	75	44	16	2	0	0	0	0	0	188
15:30	4	9	9	19	37	52	33	12	1	1	0	0	0	177
15:45	0	3	9	35	73	45	16	3	0	0	0	0	0	184
16:00	1	11	12	31	67	46	25	4	0	0	0	0	0	197
16:15	10	11	13	32	62	48	17	4	0	0	0	0	0	197
16:30	22	23	33	16	26	21	18	5	1	1	1	0	0	167
16:45	1	5	6	12	33	54	19	4	5	0	0	0	0	139
17:00	0	1	4	33	60	49	17	5	2	0	0	0	0	171
17:15	1	13	10	21	50	53	13	8	2	1	0	0	0	172
17:30	2	4	6	28	56	46	13	5	0	0	0	0	0	160
17:45	4	7	7	24	39	53	31	16	1	2	0	0	0	184
18:00	0	1	4	38	60	43	14	4	1	0	0	0	0	165
18:15	8	12	21	24	46	48	22	4	0	0	0	0	0	185
18:30	2	2	6	37	68	53	27	8	0	0	0	0	0	203
18:45	1	3	4	18	53	57	31	6	1	0	0	0	0	174
19:00	5	7	4	14	59	55	32	12	3	0	0	0	0	191
19:15	0	8	15	17	46	41	22	12	0	0	0	0	0	161
19:30	0	1	6	27	56	47	22	8	2	0	0	0	0	169
19:45	3	4	2	27	37	70	32	7	0	0	0	0	0	182
20:00	0	0	9	38	60	43	20	5	0	0	0	0	0	175
20:15	5	7	6	21	32	33	20	6	0	0	0	0	0	130
20:30	2	2	9	14	37	43	21	3	1	2	0	0	0	134
20:45	7	4	10	6	31	41	22	7	2	1	0	0	0	131
21:00	0	4	7	8	39	53	27	10	1	0	0	0	0	149
21:15	0	1	0	13	39	45	23	11	0	1	0	0	0	133
21:30	0	0	5	10	25	30	29	8	1	0	0	0	0	108
21:45	0	4	3	6	23	34	23	7	3	1	1	0	0	105
22:00	2	0	0	4	24	34	28	12	0	0	0	0	0	104
22:15	0	0	1	4	24	42	23	7	0	2	1	0	0	104
22:30	1	1	1	3	23	30	20	8	3	1	1	0	0	92
22:45	0	0	0	1	12	16	22	9	6	0	0	0	0	66
23:00	0	1	2	3	19	20	20	7	2	0	0	0	0	74
23:15	0	0	0	0	13	21	26	9	3	0	0	0	0	72
23:30	0	0	3	0	11	31	21	8	0	0	0	0	0	74
23:45	0	0	0	1	9	12	16	8	5	0	0	0	0	51
Totals	161	284	500	1084	2612	3157	2007	741	162	41	10			10759
% of Totals	1%	3%	5%	10%	24%	29%	19%	7%	2%	0%	0%			100%

AM Volumes	51	69	154	254	590	950	803	348	97	20	6	0	0	3342
% AM	0%	1%	1%	2%	5%	9%	7%	3%	1%	0%	0%			31%
AM Peak Hour	11:00	11:00	11:00	11:00	11:45	11:45	08:30	08:30	07:00	06:00	00:30			08:45
Volume	35	25	53	71	163	235	165	72	14	6	1			694
PM Volumes	110	215	346	830	2022	2207	1204	393	65	21	4	0	0	7417
% PM	1%	2%	3%	8%	19%	21%	11%	4%	1%	0%	0%			69%
PM Peak Hour	16:00	16:00	15:45	17:45	15:15	13:30	14:15	12:00	22:30	12:00	21:45			14:15
Volume	34	50	67	123	252	257	148	45	14	5	3			774

Directional Peak Periods	AM 7-9			NOON 12-2			PM 4-6			Off Peak Volumes		
All Classes	Volume	⟷	%	Volume	⟷	%	Volume	⟷	%	Volume	⟷	%
	878	⟷	8%	1400	⟷	13%	1387	⟷	13%	7094	⟷	66%

Street Name	Direction	Percentiles					
		15th	50th	Average	85th	95th	ADT
W Olive Ave	East Bound	29	35	36	43	48	10337
W Olive Ave	West Bound	28	36	36	43	48	10759

Prepared by National Data & Surveying Services

SPEED

W Olive Ave Bet. N Keystone St & N Lamer St

Day: Thursday
Date: 1/20/2022

City: Burbank
Project #: CA22_020022_007

Summary

Time	< 15	15 - 19	20 - 24	25 - 29	30 - 34	35 - 39	40 - 44	45 - 49	50 - 54	55 - 59	60 - 64	65 - 69	70 +	Total
00:00 AM	0	0	1	1	14	15	18	5	3	1	0	0	0	58
00:15	0	0	1	0	3	21	17	10	6	1	0	0	0	59
00:30	0	0	0	2	2	13	23	16	7	0	0	0	0	63
00:45	0	0	0	0	13	18	17	13	1	0	0	0	0	62
01:00	0	0	0	1	5	12	18	6	3	1	0	0	0	46
01:15	0	1	1	1	2	8	11	4	3	0	1	0	0	32
01:30	0	0	0	0	0	10	4	4	2	0	0	0	0	20
01:45	0	0	0	4	5	2	5	4	1	2	0	0	0	23
02:00	1	0	0	0	5	6	7	8	1	0	0	0	0	28
02:15	0	0	1	0	3	2	3	5	4	1	0	0	0	19
02:30	0	0	0	1	3	2	0	6	2	0	0	0	0	14
02:45	1	0	0	1	1	3	5	3	0	0	0	0	0	14
03:00	0	0	0	2	4	2	5	0	2	0	1	0	0	16
03:15	0	0	0	0	0	4	2	2	1	0	0	0	0	9
03:30	0	0	0	0	2	4	1	6	2	1	0	0	0	16
03:45	0	2	0	0	3	2	6	4	2	2	0	0	0	21
04:00	0	0	0	0	1	4	3	2	3	0	0	0	0	13
04:15	0	0	0	0	0	2	5	5	0	3	0	0	0	15
04:30	0	0	0	1	0	2	4	4	0	0	0	0	0	11
04:45	0	0	1	0	2	3	6	7	1	0	1	0	0	21
05:00	0	0	0	1	1	5	5	5	3	1	0	0	0	21
05:15	0	0	0	2	2	7	11	6	6	0	1	0	0	35
05:30	0	0	0	1	2	7	11	4	3	0	0	0	0	28
05:45	0	0	1	2	3	8	13	7	5	0	0	0	0	39
06:00	1	0	0	4	5	19	13	11	3	1	1	0	0	58
06:15	0	0	2	3	10	17	24	23	6	4	2	0	0	91
06:30	0	0	0	0	13	19	25	13	7	2	0	0	0	79
06:45	0	0	1	2	13	26	36	17	6	4	1	0	0	106
07:00	0	1	2	5	16	22	39	23	6	1	0	0	0	115
07:15	0	2	5	7	19	38	39	20	4	0	1	0	0	135
07:30	1	1	9	33	45	45	61	14	4	1	0	0	0	214
07:45	3	6	12	33	61	69	44	26	9	1	0	0	0	264
08:00	4	1	10	21	62	75	44	18	2	1	0	0	0	238
08:15	2	5	13	28	56	66	59	22	7	1	1	0	0	260
08:30	1	5	16	60	70	79	62	19	4	0	0	0	0	316
08:45	2	1	10	35	70	97	68	22	3	1	0	0	0	309
09:00	1	10	19	27	79	76	67	19	5	1	0	0	0	304
09:15	3	4	17	44	66	100	70	31	3	0	0	0	0	338
09:30	3	5	12	38	75	101	55	12	3	1	0	0	0	305
09:45	6	2	8	49	94	85	66	21	3	0	0	0	0	334
10:00	0	1	12	36	66	74	63	14	3	0	0	0	0	269
10:15	4	6	13	38	70	77	64	12	2	1	0	0	0	287
10:30	0	1	5	35	106	90	69	24	5	0	1	0	0	336
10:45	0	2	13	34	74	87	69	22	6	0	0	0	0	307
11:00	7	6	23	45	96	94	57	16	4	1	0	0	0	349
11:15	24	11	17	46	69	68	46	11	3	1	0	0	0	296
11:30	1	5	22	50	91	92	36	18	3	0	0	0	0	318
11:45	5	7	19	49	86	96	53	18	7	1	0	0	0	341
12:00 PM	0	1	6	24	111	117	64	25	2	3	0	0	0	353
12:15	1	4	9	43	84	85	87	26	7	1	0	0	0	347
12:30	1	0	5	24	93	127	68	27	8	2	0	0	0	355
12:45	2	12	29	87	107	98	38	21	4	0	0	0	0	398
13:00	2	5	15	28	103	126	76	22	3	0	0	0	0	380
13:15	2	7	21	58	89	77	55	30	1	0	0	0	0	340
13:30	0	3	10	46	98	123	51	14	1	0	0	0	0	346
13:45	0	6	4	41	106	101	62	19	4	2	0	0	0	345
14:00	10	13	18	74	98	88	32	11	2	1	0	0	0	347
14:15	2	5	25	60	108	138	48	12	2	0	0	0	0	400
14:30	7	6	13	58	98	102	87	18	4	1	0	0	0	394
14:45	0	4	23	80	136	81	45	15	1	0	0	0	0	385
15:00	3	5	15	69	126	84	48	21	0	0	0	0	0	371
15:15	2	15	16	64	142	92	46	6	1	0	0	0	0	384
15:30	4	10	13	64	107	90	56	16	2	1	0	0	0	363
15:45	0	3	10	55	156	99	39	14	1	0	0	0	0	377
16:00	1	15	18	72	153	101	48	8	1	1	1	0	0	419
16:15	10	12	18	80	158	92	49	10	0	0	0	0	0	429
16:30	22	23	35	29	78	113	60	16	1	1	1	0	0	379
16:45	1	5	9	53	104	92	34	9	7	0	1	0	0	315
17:00	0	1	13	81	145	80	32	12	3	0	0	0	0	367
17:15	1	13	17	68	150	84	34	13	2	1	0	0	0	383
17:30	2	4	13	63	148	107	30	11	0	0	0	0	0	378
17:45	4	9	11	70	121	112	50	22	5	2	0	0	0	406
18:00	0	1	18	70	133	83	36	13	1	0	0	0	0	355
18:15	8	12	23	64	104	97	44	18	1	0	0	0	0	371
18:30	2	2	10	74	126	122	51	13	5	0	0	0	0	405
18:45	1	4	4	40	101	118	64	17	2	0	0	0	0	351
19:00	5	7	6	36	106	104	69	19	7	0	0	0	0	359
19:15	0	8	17	49	97	85	47	20	2	0	0	0	0	325
19:30	0	1	8	58	92	87	50	13	5	2	0	0	0	316
19:45	4	4	3	38	67	113	61	24	1	0	1	0	0	316
20:00	0	0	12	46	74	77	58	16	2	0	1	0	0	286
20:15	5	7	6	35	52	60	50	18	3	0	0	0	0	236
20:30	2	2	11	17	53	67	46	15	5	3	0	0	0	221
20:45	7	4	11	11	43	66	41	14	5	1	0	0	0	203
21:00	0	4	7	12	62	87	56	16	3	0	0	0	0	247
21:15	0	1	0	14	49	71	48	27	3	4	0	0	0	217
21:30	0	0	6	10	30	47	59	18	3	0	0	0	0	173
21:45	0	4	3	11	29	56	54	19	3	2	1	0	0	182
22:00	2	0	0	5	28	52	43	20	6	0	0	0	0	156
22:15	0	0	1	4	28	54	41	18	5	3	1	0	0	155
22:30	1	2	1	4	25	42	34	18	6	2	1	0	0	136
22:45	0	0	0	1	13	22	40	20	8	0	0	0	0	104
23:00	0	1	2	4	22	26	25	12	3	0	0	0	0	95
23:15	0	0	0	1	19	30	33	17	6	0	0	0	0	106
23:30	0	0	3	1	13	40	26	12	0	0	0	0	0	95
23:45	0	0	0	1	14	15	23	13	6	1	0	0	0	73
Totals	184	330	784	2739	5687	5804	3767	1390	322	70	19			21096
% of Totals	1%	2%	4%	13%	27%	28%	18%	7%	2%	0%	0%			100%

AM Volumes	70	85	266	742	1488	1774	1429	582	169	36	11	0	0	6652
% AM	0%	0%	1%	4%	7%	8%	7%	3%	1%	0%	0%			32%
AM Peak Hour	11:00	11:00	11:00	11:00	11:45	11:45	11:45	11:45	06:15	06:00	06:00			11:45
Volume	37	29	81	190	374	425	272	96	25	11	4			1396
PM Volumes	114	245	518	1997	4199	4030	2338	808	153	34	8	0	0	14444
% PM	1%	1%	2%	9%	20%	19%	11%	4%	1%	0%	0%			68%
PM Peak Hour	16:00	16:00	15:45	17:00	15:30	13:30	12:15	12:30	22:00	20:30	16:00			15:45
Volume	34	55	81	282	574	450	269	100	25	8	3			1604

Directional Peak Periods	AM 7-9			NOON 12-2			PM 4-6			Off Peak Volumes		
All Classes	Volume	↔	%	Volume	↔	%	Volume	↔	%	Volume	↔	%
	1851		9%	2864		14%	3076		15%	13305		63%

Street Name	Direction	Percentiles					
		15th	50th	Average	85th	95th	ADT
W Olive Ave	Summary	28	36	36	43	48	21096

Prepared by National Data & Surveying Services

SPEED

W Olive Ave Bet. N Keystone St & N Lamer St

Day: Thursday
Date: 1/20/2022

City: Burbank
Project #: CA22_020022_007e

East Bound

Time	< 15	15 - 19	20 - 24	25 - 29	30 - 34	35 - 39	40 - 44	45 - 49	50 - 54	55 - 59	60 - 64	65 - 69	70 +	Total
00:00 AM	0	0	0	2	13	16	25	11	8	0	0	0	0	**75**
01:00	0	0	0	0	1	9	14	3	2	0	0	0	0	**29**
02:00	1	0	0	1	1	8	6	8	4	1	0	0	0	**30**
03:00	0	0	0	0	2	4	7	6	3	2	0	0	0	**24**
04:00	0	0	1	1	2	5	10	6	2	2	0	0	0	**29**
05:00	0	0	1	4	6	14	25	15	11	1	1	0	0	**78**
06:00	1	0	1	6	24	49	49	36	10	5	3	0	0	**184**
07:00	4	3	14	58	114	109	84	33	9	2	0	0	0	**430**
08:00	5	3	22	99	166	142	79	20	7	0	0	0	0	**543**
09:00	3	0	15	93	171	183	115	25	2	0	0	0	0	**607**
10:00	3	6	30	105	181	124	100	30	4	1	1	0	0	**585**
11:00	2	4	28	119	217	161	112	41	10	2	0	0	0	**696**
12:00 PM	1	6	31	132	228	185	129	54	14	1	0	0	0	**781**
13:00	1	9	26	104	193	195	107	44	4	0	0	0	0	**683**
14:00	1	4	21	178	267	177	90	19	2	1	0	0	0	**760**
15:00	0	2	17	162	291	176	88	24	3	0	0	0	0	**763**
16:00	0	5	16	143	305	229	112	26	3	1	2	0	0	**842**
17:00	0	2	27	176	359	182	72	24	5	0	0	0	0	**847**
18:00	0	1	20	131	237	219	101	39	7	0	0	0	0	**755**
19:00	1	0	7	96	164	176	119	37	10	2	1	0	0	**613**
20:00	0	0	6	30	62	110	112	42	12	1	1	0	0	**376**
21:00	0	0	1	10	44	99	115	44	7	4	0	0	0	**324**
22:00	0	1	0	2	11	48	65	40	16	2	0	0	0	**185**
23:00	0	0	0	3	16	27	24	22	5	1	0	0	0	**98**
Totals	**23**	**46**	**284**	**1655**	**3075**	**2647**	**1760**	**649**	**160**	**29**	**9**			**10337**
% of Totals	0%	0%	3%	16%	30%	26%	17%	6%	2%	0%	0%			100%

AM Volumes	19	16	112	488	898	824	626	234	72	16	5	0	0	3310
% AM	0%	0%	1%	5%	9%	8%	6%	2%	1%	0%	0%			32%
AM Peak Hour	08:00	10:00	10:00	11:00	11:00	09:00	09:00	11:00	05:00	06:00	06:00			11:00
Volume	5	6	30	119	217	183	115	41	11	5	3			696
PM Volumes	4	30	172	1167	2177	1823	1134	415	88	13	4	0	0	7027
% PM	0%	0%	2%	11%	21%	18%	11%	4%	1%	0%	0%			68%
PM Peak Hour	12:00	13:00	12:00	14:00	17:00	16:00	12:00	12:00	22:00	21:00	16:00			17:00
Volume	1	9	31	178	359	229	129	54	16	4	2			847

Directional Peak Periods	**AM 7-9**			**NOON 12-2**			**PM 4-6**			**Off Peak Volumes**		
All Speeds	Volume	↔	%	Volume	↔	%	Volume	↔	%	Volume	↔	%
	973		9%	1464		14%	1689		16%	6211		60%

Street Name	Direction	Percentiles					
		15th	50th	Average	85th	95th	ADT
W Olive Ave	East Bound	29	35	36	43	48	10337
W Olive Ave	West Bound	28	36	36	43	48	10759

Prepared by National Data & Surveying Services

SPEED

W Olive Ave Bet. N Keystone St & N Lamer St

Day: Thursday
Date: 1/20/2022

City: Burbank
Project #: CA22_020022_007w

West Bound

Time	< 15	15 - 19	20 - 24	25 - 29	30 - 34	35 - 39	40 - 44	45 - 49	50 - 54	55 - 59	60 - 64	65 - 69	70 +	Total
00:00 AM	0	0	2	1	19	51	50	33	9	2	0	0	0	**167**
01:00	0	1	1	6	11	23	24	15	7	3	1	0	0	**92**
02:00	1	0	1	1	11	5	9	14	3	0	0	0	0	**45**
03:00	0	2	0	2	7	8	7	6	4	1	1	0	0	**38**
04:00	0	0	0	0	1	6	8	12	2	1	1	0	0	**31**
05:00	0	0	0	2	2	13	15	7	6	0	0	0	0	**45**
06:00	0	0	2	3	17	32	49	28	12	6	1	0	0	**150**
07:00	0	7	14	20	27	65	99	50	14	1	1	0	0	**298**
08:00	4	9	27	45	92	175	154	61	9	3	1	0	0	**580**
09:00	10	21	41	65	143	179	143	58	12	2	0	0	0	**674**
10:00	1	4	13	38	135	204	165	42	12	0	0	0	0	**614**
11:00	35	25	53	71	125	189	80	22	7	1	0	0	0	**608**
12:00 PM	3	11	18	46	167	242	128	45	7	5	0	0	0	**672**
13:00	3	12	24	69	203	232	137	41	5	2	0	0	0	**728**
14:00	18	24	58	94	173	232	122	37	7	1	0	0	0	**766**
15:00	9	31	37	90	240	189	101	33	1	1	0	0	0	**732**
16:00	34	50	64	91	188	169	79	17	6	1	1	0	0	**700**
17:00	7	25	27	106	205	201	74	34	5	3	0	0	0	**687**
18:00	11	18	35	117	227	201	94	22	2	0	0	0	0	**727**
19:00	8	20	27	85	198	213	108	39	5	0	0	0	0	**703**
20:00	14	13	34	79	160	160	83	21	3	3	0	0	0	**570**
21:00	0	9	15	37	126	162	102	36	5	2	1	0	0	**495**
22:00	3	1	2	12	83	122	93	36	9	3	2	0	0	**366**
23:00	0	1	5	4	52	84	83	32	10	0	0	0	0	**271**
Totals	**161**	**284**	**500**	**1084**	**2612**	**3157**	**2007**	**741**	**162**	**41**	**10**			**10759**
% of Totals	1%	3%	5%	10%	24%	29%	19%	7%	2%	0%	0%			100%

AM Volumes	51	69	154	254	590	950	803	348	97	20	6	0	0	3342
% AM	0%	1%	1%	2%	5%	9%	7%	3%	1%	0%	0%			31%
AM Peak Hour	11:00	11:00	11:00	11:00	09:00	10:00	10:00	08:00	07:00	06:00	01:00			09:00
Volume	35	25	53	71	143	204	165	61	14	6	1			674
PM Volumes	110	215	346	830	2022	2207	1204	393	65	21	4	0	0	7417
% PM	1%	2%	3%	8%	19%	21%	11%	4%	1%	0%	0%			69%
PM Peak Hour	16:00	16:00	16:00	18:00	15:00	12:00	13:00	12:00	23:00	12:00	22:00			14:00
Volume	34	50	64	117	240	242	137	45	10	5	2			766

Directional Peak Periods	**AM 7-9**			**NOON 12-2**			**PM 4-6**			**Off Peak Volumes**		
All Speeds	Volume	↔	%	Volume	↔	%	Volume	↔	%	Volume	↔	%
	878	↔	8%	1400	↔	13%	1387	↔	13%	7094	↔	66%

Street Name	Direction	Percentiles					
		15th	50th	Average	85th	95th	ADT
W Olive Ave	East Bound	29	35	36	43	48	10337
W Olive Ave	West Bound	28	36	36	43	48	10759

Prepared by National Data & Surveying Services

SPEED

W Olive Ave Bet. N Keystone St & N Lamer St

Day: Thursday
Date: 1/20/2022

City: Burbank
Project #: CA22_020022_007

Summary

Time	< 15	15 - 19	20 - 24	25 - 29	30 - 34	35 - 39	40 - 44	45 - 49	50 - 54	55 - 59	60 - 64	65 - 69	70 +	Total
00:00 AM	0	0	2	3	32	67	75	44	17	2	0	0	0	**242**
01:00	0	1	1	6	12	32	38	18	9	3	1	0	0	**121**
02:00	2	0	1	2	12	13	15	22	7	1	0	0	0	**75**
03:00	0	2	0	2	9	12	14	12	7	3	1	0	0	**62**
04:00	0	0	1	1	3	11	18	18	4	3	1	0	0	**60**
05:00	0	0	1	6	8	27	40	22	17	1	1	0	0	**123**
06:00	1	0	3	9	41	81	98	64	22	11	4	0	0	**334**
07:00	4	10	28	78	141	174	183	83	23	3	1	0	0	**728**
08:00	9	12	49	144	258	317	233	81	16	3	1	0	0	**1123**
09:00	13	21	56	158	314	362	258	83	14	2	0	0	0	**1281**
10:00	4	10	43	143	316	328	265	72	16	1	1	0	0	**1199**
11:00	37	29	81	190	342	350	192	63	17	3	0	0	0	**1304**
12:00 PM	4	17	49	178	395	427	257	99	21	6	0	0	0	**1453**
13:00	4	21	50	173	396	427	244	85	9	2	0	0	0	**1411**
14:00	19	28	79	272	440	409	212	56	9	2	0	0	0	**1526**
15:00	9	33	54	252	531	365	189	57	4	1	0	0	0	**1495**
16:00	34	55	80	234	493	398	191	43	9	2	3	0	0	**1542**
17:00	7	27	54	282	564	383	146	58	10	3	0	0	0	**1534**
18:00	11	19	55	248	464	420	195	61	9	0	0	0	0	**1482**
19:00	9	20	34	181	362	389	227	76	15	2	1	0	0	**1316**
20:00	14	13	40	109	222	270	195	63	15	4	1	0	0	**946**
21:00	0	9	16	47	170	261	217	80	12	6	1	0	0	**819**
22:00	3	2	2	14	94	170	158	76	25	5	2	0	0	**551**
23:00	0	1	5	7	68	111	107	54	15	1	0	0	0	**369**
Totals	**184**	**330**	**784**	**2739**	**5687**	**5804**	**3767**	**1390**	**322**	**70**	**19**			**21096**
% of Totals	1%	2%	4%	13%	27%	28%	18%	7%	2%	0%	0%			100%

AM Volumes	70	85	266	742	1488	1774	1429	582	169	36	11	0	0	6652
% AM	0%	0%	1%	4%	7%	8%	7%	3%	1%	0%	0%			32%
AM Peak Hour	11:00	11:00	11:00	11:00	11:00	09:00	10:00	07:00	07:00	06:00	06:00			11:00
Volume	37	29	81	190	342	362	265	83	23	11	4			1304
PM Volumes	114	245	518	1997	4199	4030	2338	808	153	34	8	0	0	14444
% PM	1%	1%	2%	9%	20%	19%	11%	4%	1%	0%	0%			68%
PM Peak Hour	16:00	16:00	16:00	17:00	17:00	12:00	12:00	12:00	22:00	12:00	16:00			16:00
Volume	34	55	80	282	564	427	257	99	25	6	3			1542

Directional Peak Periods	**AM 7-9**			**NOON 12-2**			**PM 4-6**			**Off Peak Volumes**		
All Speeds	Volume		%	Volume		%	Volume		%	Volume		%
	1851	↔	9%	2864	↔	14%	3076	↔	15%	13305	↔	63%

Street Name	Direction	Percentiles					
		15th	50th	Average	85th	95th	ADT
W Olive Ave	Summary	28	36	36	43	48	21096

Prepared by NDS/ATD

Prepared by National Data & Surveying Services

VOLUME

W Olive Ave Bet. N Keystone St & N Lamer St

Day: Thursday
Date: 1/20/2022

City: Burbank
Project #: CA22_020022_007

DAILY TOTALS	NB	SB	EB	WB	Total
	0	0	10,337	10,759	21,096

AM Period	NB	SB	EB		WB		TOTAL		PM Period	NB	SB	EB		WB		TOTAL	
00:00	0	0	14		44		58		12:00	0	0	183		170		353	
00:15	0	0	23		36		59		12:15	0	0	185		162		347	
00:30	0	0	25		38		63		12:30	0	0	175		180		355	
00:45	0	0	13	75	49	167	62	242	12:45	0	0	238	781	160	672	398	1453
01:00	0	0	10		36		46		13:00	0	0	189		191		380	
01:15	0	0	8		24		32		13:15	0	0	170		170		340	
01:30	0	0	7		13		20		13:30	0	0	157		189		346	
01:45	0	0	4	29	19	92	23	121	13:45	0	0	167	683	178	728	345	1411
02:00	0	0	10		18		28		14:00	0	0	172		175		347	
02:15	0	0	10		9		19		14:15	0	0	195		205		400	
02:30	0	0	3		11		14		14:30	0	0	180		214		394	
02:45	0	0	7	30	7	45	14	75	14:45	0	0	213	760	172	766	385	1526
03:00	0	0	8		8		16		15:00	0	0	188		183		371	
03:15	0	0	3		6		9		15:15	0	0	196		188		384	
03:30	0	0	4		12		16		15:30	0	0	186		177		363	
03:45	0	0	9	24	12	38	21	62	15:45	0	0	193	763	184	732	377	1495
04:00	0	0	4		9		13		16:00	0	0	222		197		419	
04:15	0	0	6		9		15		16:15	0	0	232		197		429	
04:30	0	0	5		6		11		16:30	0	0	212		167		379	
04:45	0	0	14	29	7	31	21	60	16:45	0	0	176	842	139	700	315	1542
05:00	0	0	12		9		21		17:00	0	0	196		171		367	
05:15	0	0	21		14		35		17:15	0	0	211		172		383	
05:30	0	0	20		8		28		17:30	0	0	218		160		378	
05:45	0	0	25	78	14	45	39	123	17:45	0	0	222	847	184	687	406	1534
06:00	0	0	32		26		58		18:00	0	0	190		165		355	
06:15	0	0	49		42		91		18:15	0	0	186		185		371	
06:30	0	0	40		39		79		18:30	0	0	202		203		405	
06:45	0	0	63	184	43	150	106	334	18:45	0	0	177	755	174	727	351	1482
07:00	0	0	61		54		115		19:00	0	0	168		191		359	
07:15	0	0	80		55		135		19:15	0	0	164		161		325	
07:30	0	0	121		93		214		19:30	0	0	147		169		316	
07:45	0	0	168	430	96	298	264	728	19:45	0	0	134	613	182	703	316	1316
08:00	0	0	126		112		238		20:00	0	0	111		175		286	
08:15	0	0	130		130		260		20:15	0	0	106		130		236	
08:30	0	0	155		161		316		20:30	0	0	87		134		221	
08:45	0	0	132	543	177	580	309	1123	20:45	0	0	72	376	131	570	203	946
09:00	0	0	128		176		304		21:00	0	0	98		149		247	
09:15	0	0	160		178		338		21:15	0	0	84		133		217	
09:30	0	0	142		163		305		21:30	0	0	65		108		173	
09:45	0	0	177	607	157	674	334	1281	21:45	0	0	77	324	105	495	182	819
10:00	0	0	138		131		269		22:00	0	0	52		104		156	
10:15	0	0	131		156		287		22:15	0	0	51		104		155	
10:30	0	0	163		173		336		22:30	0	0	44		92		136	
10:45	0	0	153	585	154	614	307	1199	22:45	0	0	38	185	66	366	104	551
11:00	0	0	181		168		349		23:00	0	0	21		74		95	
11:15	0	0	139		157		296		23:15	0	0	34		72		106	
11:30	0	0	181		137		318		23:30	0	0	21		74		95	
11:45	0	0	195	696	146	608	341	1304	23:45	0	0	22	98	51	271	73	369
TOTALS				3310		3342		6652	TOTALS				7027		7417		14444
SPLIT %				49.8%		50.2%		31.5%	SPLIT %				48.6%		51.4%		68.5%

DAILY TOTALS	NB	SB	EB	WB	Total
	0	0	10,337	10,759	21,096

AM Peak Hour			11:30	08:45	11:45	PM Peak Hour			15:45	14:15	15:45
AM Pk Volume			744	694	1396	PM Pk Volume			859	774	1604
Pk Hr Factor			0.954	0.975	0.983	Pk Hr Factor			0.926	0.904	0.935
7 - 9 Volume	0	0	973	878	1851	4 - 6 Volume	0	0	1689	1387	3076
7 - 9 Peak Hour			07:45	08:00	08:00	4 - 6 Peak Hour			17:00	16:00	16:00
7 - 9 Pk Volume	0	0	579	580	1123	4 - 6 Pk Volume	0	0	847	700	1542
Pk Hr Factor	0.000	0.000	0.862	0.819	0.888	Pk Hr Factor	0.000	0.000	0.954	0.888	0.899

Prepared by NDS/ATD

Project #: CA22_020022_007 **City:** Burbank

Location: W Olive Ave Bet. N Keystone St & N Lamer **Date:** 1/20/2022

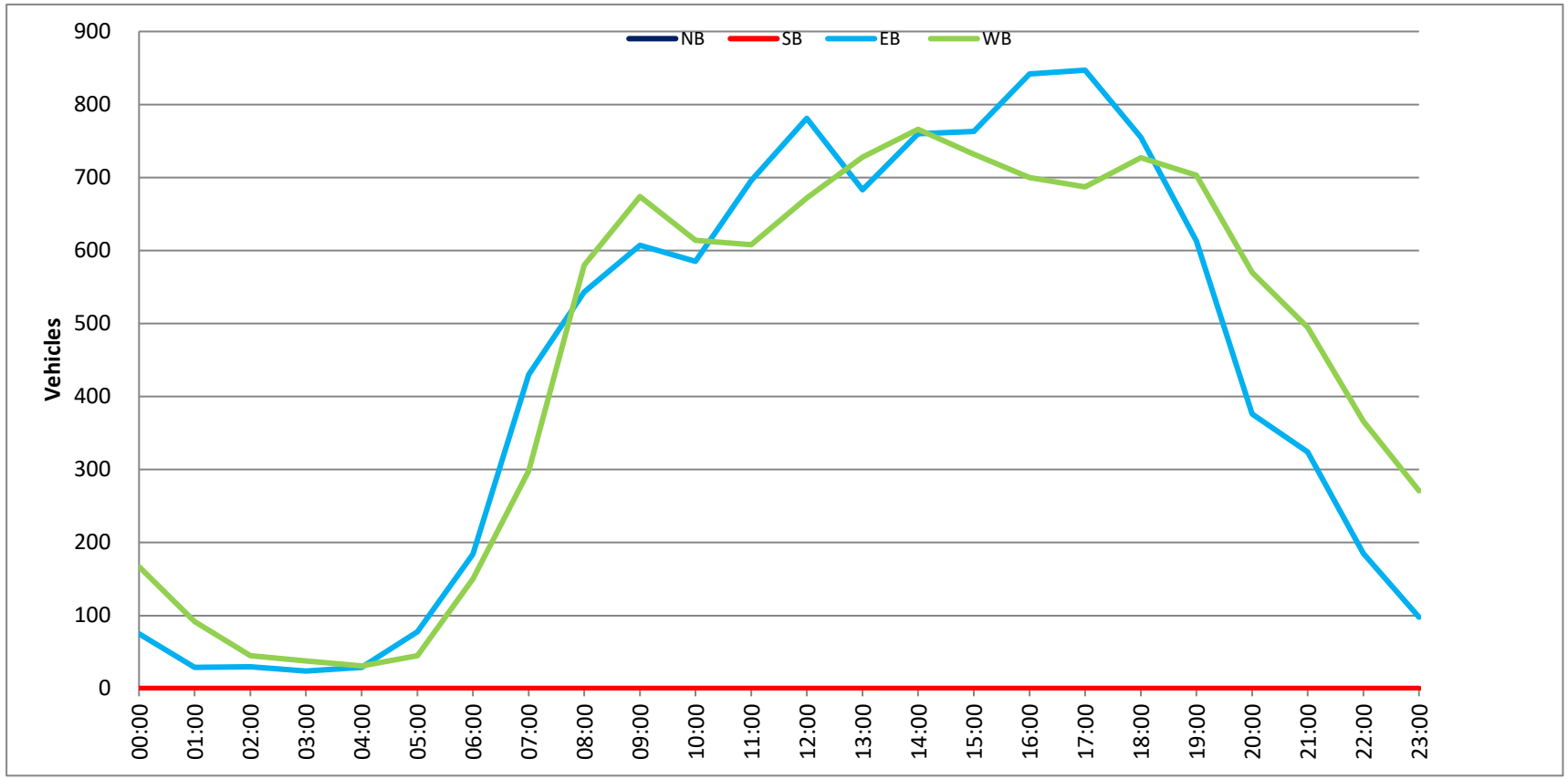

Prepared by National Data & Surveying Services

VOLUME

W Olive Ave Bet. S Orchard Dr & S Reese Pl

Day: Tuesday
Date: 1/18/2022

City: Burbank
Project #: CA22_020022_001

DAILY TOTALS	NB	SB	EB	WB	Total
	0	0	9,804	10,848	20,652

AM Period	NB	SB	EB		WB		TOTAL		PM Period	NB	SB	EB		WB		TOTAL	
00:00			17		21		38		12:00			179		190		369	
00:15			7		23		30		12:15			187		192		379	
00:30			14		24		38		12:30			150		203		353	
00:45			12	50	16	84	28	134	12:45			201	717	179	764	380	1481
01:00			10		7		17		13:00			156		180		336	
01:15			9		8		17		13:15			169		199		368	
01:30			6		8		14		13:30			205		184		389	
01:45			6	31	18	41	24	72	13:45			182	712	201	764	383	1476
02:00			5		8		13		14:00			169		177		346	
02:15			6		9		15		14:15			193		178		371	
02:30			5		4		9		14:30			160		228		388	
02:45			3	19	11	32	14	51	14:45			166	688	203	786	369	1474
03:00			4		9		13		15:00			185		189		374	
03:15			3		11		14		15:15			211		180		391	
03:30			8		8		16		15:30			170		158		328	
03:45			3	18	8	36	11	54	15:45			216	782	175	702	391	1484
04:00			6		7		13		16:00			203		209		412	
04:15			4		19		23		16:15			197		189		386	
04:30			11		11		22		16:30			180		187		367	
04:45			13	34	14	51	27	85	16:45			196	776	155	740	351	1516
05:00			19		23		42		17:00			202		178		380	
05:15			18		26		44		17:15			192		190		382	
05:30			17		41		58		17:30			189		185		374	
05:45			21	75	35	125	56	200	17:45			232	815	171	724	403	1539
06:00			25		62		87		18:00			210		164		374	
06:15			41		68		109		18:15			198		170		368	
06:30			39		84		123		18:30			193		153		346	
06:45			80	185	110	324	190	509	18:45			198	799	141	628	339	1427
07:00			58		118		176		19:00			136		135		271	
07:15			77		137		214		19:15			141		120		261	
07:30			87		192		279		19:30			141		122		263	
07:45			152	374	163	610	315	984	19:45			116	534	149	526	265	1060
08:00			97		180		277		20:00			106		129		235	
08:15			127		174		301		20:15			98		93		191	
08:30			147		167		314		20:30			77		113		190	
08:45			135	506	154	675	289	1181	20:45			73	354	111	446	184	800
09:00			142		148		290		21:00			62		104		166	
09:15			117		168		285		21:15			69		101		170	
09:30			148		158		306		21:30			52		89		141	
09:45			151	558	135	609	286	1167	21:45			60	243	88	382	148	625
10:00			145		162		307		22:00			49		74		123	
10:15			130		187		317		22:15			45		62		107	
10:30			153		155		308		22:30			46		88		134	
10:45			140	568	174	678	314	1246	22:45			37	177	61	285	98	462
11:00			159		165		324		23:00			29		52		81	
11:15			157		144		301		23:15			22		56		78	
11:30			179		189		368		23:30			18		39		57	
11:45			206	701	169	667	375	1368	23:45			19	88	22	169	41	257
TOTALS				3119		3932		7051	TOTALS				6685		6916		13601
SPLIT %				44.2%		55.8%		34.1%	SPLIT %				49.2%		50.8%		65.9%

DAILY TOTALS	NB	SB	EB	WB	Total
	0	0	9,804	10,848	20,652

AM Peak Hour			11:30	11:45	11:30	PM Peak Hour			17:45	14:30	15:45
AM Pk Volume			751	754	1491	PM Pk Volume			833	800	1556
Pk Hr Factor			0.911	0.929	0.984	Pk Hr Factor			0.898	0.877	0.944
7 - 9 Volume	0	0	880	1285	2165	4 - 6 Volume	0	0	1591	1464	3055
7 - 9 Peak Hour			07:45	07:30	07:45	4 - 6 Peak Hour			17:00	16:00	17:00
7 - 9 Pk Volume	0	0	523	709	1207	4 - 6 Pk Volume	0	0	815	740	1539
Pk Hr Factor	0.000	0.000	0.860	0.923	0.958	Pk Hr Factor	0.000	0.000	0.878	0.885	0.955

Prepared by National Data & Surveying Services

VOLUME

W Olive Ave Bet. S Orchard Dr & S Reese Pl

Day: Wednesday
Date: 1/19/2022

City: Burbank
Project #: CA22_020022_001

DAILY TOTALS	NB	SB	EB	WB	Total
	0	0	9,947	10,674	20,621

AM Period	NB	SB	EB		WB		TOTAL		PM Period	NB	SB	EB		WB		TOTAL	
00:00			16		30		46		12:00			172		184		356	
00:15			14		21		35		12:15			172		182		354	
00:30			20		10		30		12:30			173		204		377	
00:45			10	60	17	78	27	138	12:45			177	694	185	755	362	1449
01:00			8		16		24		13:00			147		173		320	
01:15			12		17		29		13:15			162		197		359	
01:30			16		15		31		13:30			186		193		379	
01:45			8	44	12	60	20	104	13:45			176	671	163	726	339	1397
02:00			9		5		14		14:00			162		45		207	
02:15			10		16		26		14:15			187		202		389	
02:30			8		13		21		14:30			180		181		361	
02:45			5	32	8	42	13	74	14:45			217	746	199	627	416	1373
03:00			2		7		9		15:00			205		195		400	
03:15			1		7		8		15:15			197		191		388	
03:30			8		7		15		15:30			205		186		391	
03:45			3	14	5	26	8	40	15:45			201	808	169	741	370	1549
04:00			3		10		13		16:00			211		176		387	
04:15			11		15		26		16:15			201		154		355	
04:30			7		17		24		16:30			227		177		404	
04:45			17	38	16	58	33	96	16:45			170	809	166	673	336	1482
05:00			11		26		37		17:00			211		192		403	
05:15			18		36		54		17:15			195		174		369	
05:30			21		31		52		17:30			206		178		384	
05:45			31	81	54	147	85	228	17:45			227	839	171	715	398	1554
06:00			36		46		82		18:00			179		187		366	
06:15			35		71		106		18:15			194		159		353	
06:30			45		73		118		18:30			169		164		333	
06:45			56	172	101	291	157	463	18:45			155	697	148	658	303	1355
07:00			65		111		176		19:00			158		158		316	
07:15			88		141		229		19:15			173		142		315	
07:30			118		174		292		19:30			141		148		289	
07:45			143	414	168	594	311	1008	19:45			126	598	127	575	253	1173
08:00			111		186		297		20:00			109		135		244	
08:15			118		145		263		20:15			115		122		237	
08:30			134		149		283		20:30			111		123		234	
08:45			135	498	150	630	285	1128	20:45			93	428	100	480	193	908
09:00			142		130		272		21:00			80		109		189	
09:15			123		164		287		21:15			74		96		170	
09:30			130		155		285		21:30			64		117		181	
09:45			139	534	182	631	321	1165	21:45			59	277	73	395	132	672
10:00			150		130		280		22:00			56		97		153	
10:15			138		179		317		22:15			37		95		132	
10:30			166		163		329		22:30			40		84		124	
10:45			137	591	150	622	287	1213	22:45			27	160	55	331	82	491
11:00			152		163		315		23:00			32		46		78	
11:15			160		157		317		23:15			34		34		68	
11:30			152		160		312		23:30			25		48		73	
11:45			159	623	158	638	317	1261	23:45			28	119	53	181	81	300
TOTALS				3101		3817		6918	TOTALS				6846		6857		13703
SPLIT %				44.8%		55.2%		33.5%	SPLIT %				50.0%		50.0%		66.5%

DAILY TOTALS	NB	SB	EB	WB	Total
	0	0	9,947	10,674	20,621

AM Peak Hour			11:45	11:45	11:45	PM Peak Hour			15:45	14:15	14:45
AM Pk Volume			676	728	1404	PM Pk Volume			840	777	1595
Pk Hr Factor			0.977	0.892	0.931	Pk Hr Factor			0.925	0.962	0.959
7 - 9 Volume	0	0	912	1224	2136	4 - 6 Volume	0	0	1648	1388	3036
7 - 9 Peak Hour			07:45	07:30	07:30	4 - 6 Peak Hour			17:00	17:00	17:00
7 - 9 Pk Volume	0	0	506	673	1163	4 - 6 Pk Volume	0	0	839	715	1554
Pk Hr Factor	0.000	0.000	0.885	0.905	0.935	Pk Hr Factor	0.000	0.000	0.924	0.931	0.964

Prepared by National Data & Surveying Services

VOLUME

W Olive Ave Bet. S Orchard Dr & S Reese Pl

Day: Thursday
Date: 1/20/2022

City: Burbank
Project #: CA22_020022_001

DAILY TOTALS	NB	SB	EB	WB	Total
	0	0	10,220	10,932	21,152

AM Period	NB	SB	EB		WB		TOTAL		PM Period	NB	SB	EB		WB		TOTAL	
00:00			12		38		50		12:00			172		187		359	
00:15			23		21		44		12:15			178		178		356	
00:30			23		15		38		12:30			170		205		375	
00:45			11	69	21	95	32	164	12:45			222	742	192	762	414	1504
01:00			9		19		28		13:00			197		197		394	
01:15			9		9		18		13:15			157		193		350	
01:30			6		11		17		13:30			157		234		391	
01:45			3	27	10	49	13	76	13:45			171	682	185	809	356	1491
02:00			9		10		19		14:00			163		184		347	
02:15			8		7		15		14:15			194		193		387	
02:30			3		10		13		14:30			180		163		343	
02:45			5	25	12	39	17	64	14:45			204	741	207	747	411	1488
03:00			7		8		15		15:00			205		202		407	
03:15			3		7		10		15:15			196		196		392	
03:30			3		4		7		15:30			190		162		352	
03:45			9	22	9	28	18	50	15:45			194	785	149	709	343	1494
04:00			3		8		11		16:00			238		178		416	
04:15			6		14		20		16:15			230		167		397	
04:30			2		8		10		16:30			207		162		369	
04:45			14	25	14	44	28	69	16:45			176	851	173	680	349	1531
05:00			11		25		36		17:00			195		187		382	
05:15			22		42		64		17:15			211		181		392	
05:30			19		42		61		17:30			237		202		439	
05:45			23	75	41	150	64	225	17:45			227	870	185	755	412	1625
06:00			29		55		84		18:00			187		177		364	
06:15			49		56		105		18:15			192		163		355	
06:30			37		83		120		18:30			214		182		396	
06:45			59	174	95	289	154	463	18:45			158	751	187	709	345	1460
07:00			58		106		164		19:00			166		181		347	
07:15			70		127		197		19:15			168		136		304	
07:30			115		170		285		19:30			149		151		300	
07:45			157	400	175	578	332	978	19:45			134	617	132	600	266	1217
08:00			122		189		311		20:00			100		125		225	
08:15			113		171		284		20:15			105		143		248	
08:30			163		169		332		20:30			90		109		199	
08:45			140	538	150	679	290	1217	20:45			77	372	108	485	185	857
09:00			121		126		247		21:00			101		103		204	
09:15			141		171		312		21:15			78		101		179	
09:30			126		168		294		21:30			62		92		154	
09:45			174	562	164	629	338	1191	21:45			79	320	68	364	147	684
10:00			133		167		300		22:00			54		79		133	
10:15			138		175		313		22:15			53		74		127	
10:30			163		135		298		22:30			43		78		121	
10:45			147	581	150	627	297	1208	22:45			40	190	53	284	93	474
11:00			179		165		344		23:00			26		51		77	
11:15			136		150		286		23:15			31		39		70	
11:30			177		177		354		23:30			19		34		53	
11:45			212	704	166	658	378	1362	23:45			21	97	39	163	60	260
TOTALS				3202		3865		**7067**	**TOTALS**				7018		7067		**14085**
SPLIT %				45.3%		54.7%		**33.4%**	**SPLIT %**				49.8%		50.2%		**66.6%**

DAILY TOTALS	NB	SB	EB	WB	Total
	0	0	10,220	10,932	21,152

AM Peak Hour			11:30	11:45	**11:45**	**PM Peak Hour**			17:00	12:45	**17:00**
AM Pk Volume			739	736	**1468**	**PM Pk Volume**			870	816	**1625**
Pk Hr Factor			0.871	0.898	**0.971**	**Pk Hr Factor**			0.918	0.872	**0.925**
7 - 9 Volume	0	0	938	1257	**2195**	**4 - 6 Volume**	0	0	1721	1435	**3156**
7 - 9 Peak Hour			07:45	07:30	**07:45**	**4 - 6 Peak Hour**			17:00	17:00	**17:00**
7 - 9 Pk Volume	0	0	555	705	**1259**	**4 - 6 Pk Volume**	0	0	870	755	**1625**
Pk Hr Factor	0.000	0.000	0.851	0.933	**0.948**	**Pk Hr Factor**	0.000	0.000	0.918	0.934	**0.925**

Prepared by National Data & Surveying Services

Project #: CA22_020022_001 **City:** Burbank

Location: W Olive Ave Bet. S Orchard Dr & S Reese Pl **Date:** 1/18/2022

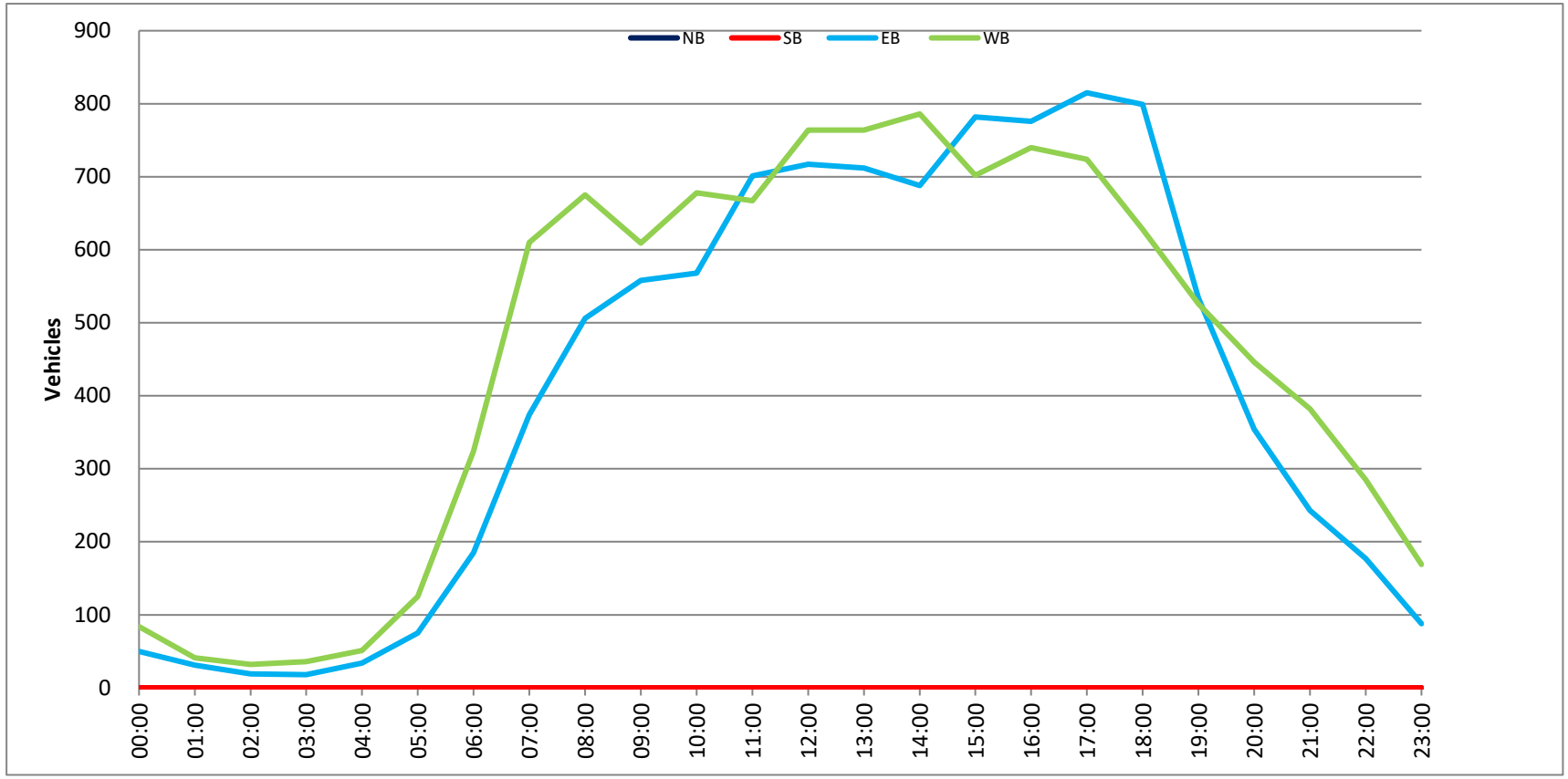

Prepared by National Data & Surveying Services

Project #: CA22_020022_001 **City:** Burbank

Location: W Olive Ave Bet. S Orchard Dr & S Reese Pl **Date:** 1/19/2022

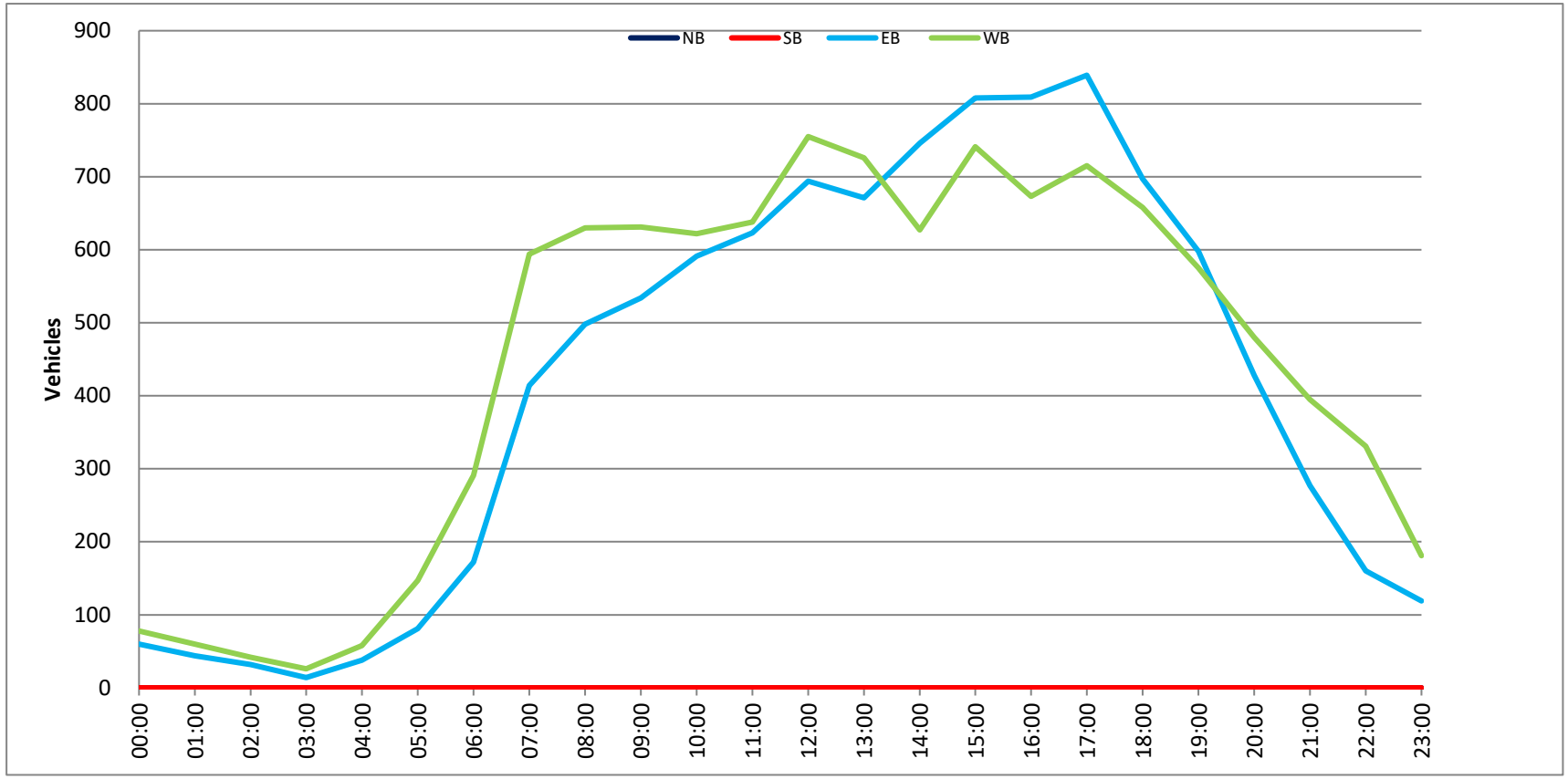

Prepared by National Data & Surveying Services

Project #: CA22_020022_001 **City:** Burbank

Location: W Olive Ave Bet. S Orchard Dr & S Reese Pl **Date:** 1/20/2022

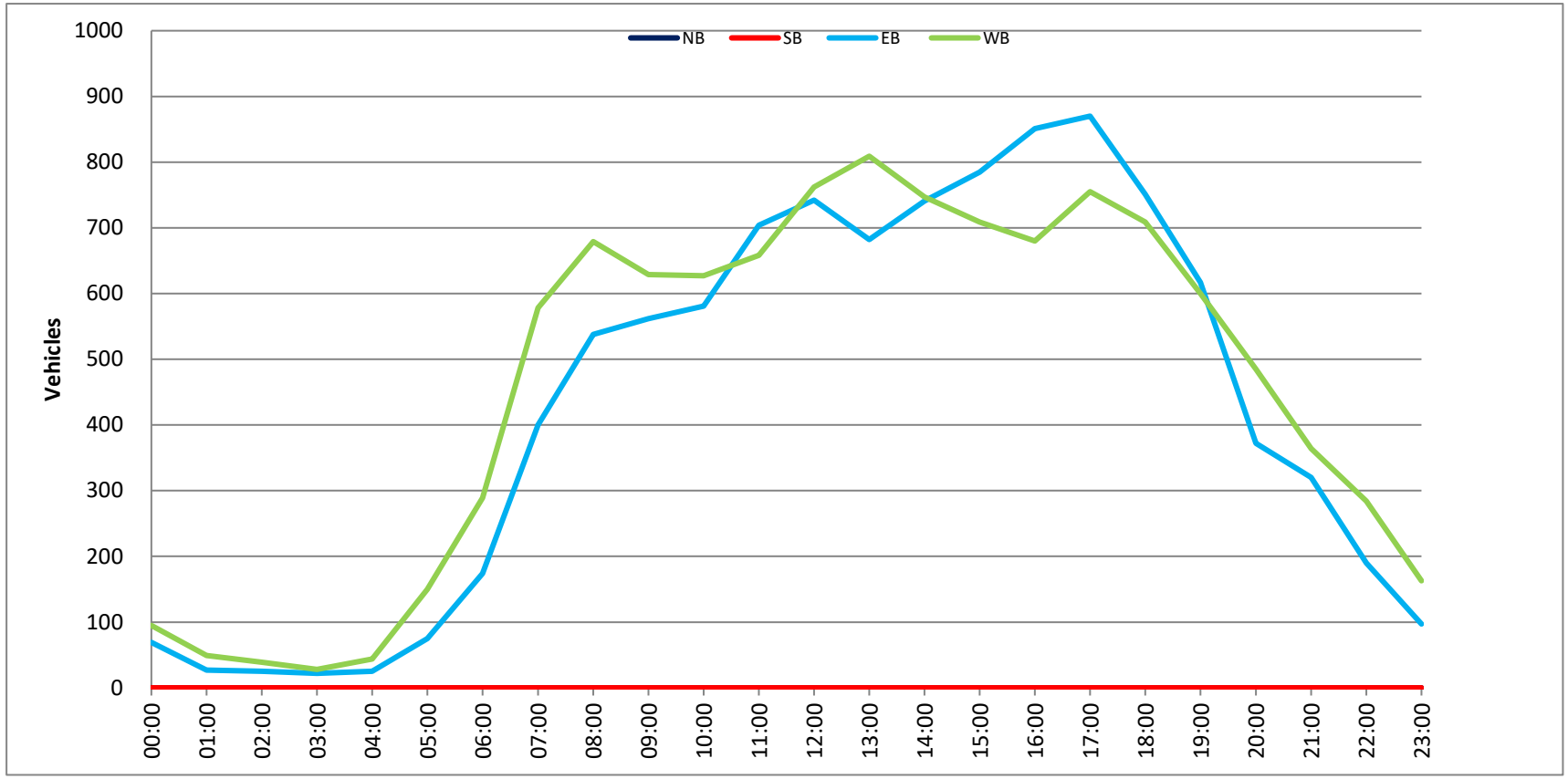

Prepared by National Data & Surveying Services

SPEED

W Olive Ave Bet. N Griffith Park Dr & S Virginia Ave

Day: Tuesday
Date: 2/1/2022

City: Burbank
Project #: CA22_020022_025e

East Bound

Time	< 15	15 - 19	20 - 24	25 - 29	30 - 34	35 - 39	40 - 44	45 - 49	50 - 54	55 - 59	60 - 64	65 - 69	70 +	Total
0:00 AM	0	0	1	0	3	4	5	1	1	0	0	0	0	15
0:15	0	0	0	0	2	8	1	3	0	1	0	0	0	15
0:30	0	1	0	0	3	2	6	0	0	0	0	0	0	12
0:45	0	0	0	1	2	3	2	0	1	0	0	0	0	9
1:00	0	0	0	1	0	1	3	3	2	1	0	0	0	11
1:15	0	1	0	0	1	2	2	3	0	0	0	0	0	9
1:30	0	0	0	1	0	1	1	2	0	0	0	0	0	5
1:45	0	0	1	0	0	0	2	2	0	0	0	0	0	5
2:00	0	0	0	0	1	5	1	0	1	0	0	0	0	8
2:15	0	0	0	0	1	0	3	0	0	0	0	0	0	4
2:30	0	0	0	1	0	1	1	0	0	0	0	0	0	3
2:45	0	0	0	0	2	0	3	0	0	0	0	0	0	5
3:00	0	0	0	0	1	1	1	0	0	0	0	0	0	3
3:15	0	0	0	1	2	4	1	0	0	0	0	0	0	8
3:30	0	0	0	0	0	1	2	0	0	1	0	0	0	4
3:45	0	0	0	0	1	2	2	0	0	1	0	0	0	6
4:00	0	0	0	0	1	0	0	0	0	0	0	0	0	1
4:15	0	0	0	0	0	1	1	0	0	2	1	0	0	5
4:30	0	0	0	0	0	2	1	2	1	0	0	0	0	6
4:45	0	0	0	0	0	1	2	1	3	0	0	0	0	7
5:00	0	0	0	1	1	2	5	3	1	0	0	0	0	13
5:15	0	0	2	1	2	3	6	4	1	0	0	0	0	19
5:30	0	0	0	0	3	5	5	3	0	0	0	0	0	16
5:45	0	0	0	0	4	6	4	2	1	2	0	0	0	19
6:00	0	0	1	0	8	10	6	3	0	2	0	0	0	30
6:15	0	1	0	1	5	13	17	10	1	0	0	0	0	48
6:30	0	0	0	1	9	14	15	9	0	0	1	0	0	49
6:45	0	1	1	0	5	15	24	6	2	0	1	0	0	55
7:00	0	1	2	1	9	30	14	5	0	0	0	0	0	62
7:15	0	0	1	0	14	18	21	6	2	0	0	0	0	62
7:30	1	5	4	6	19	33	27	7	4	1	0	0	0	107
7:45	1	4	18	25	33	34	23	4	2	0	0	0	0	144
8:00	0	3	3	19	36	45	20	12	2	0	0	0	0	140
8:15	0	1	9	10	25	53	18	5	1	0	0	0	0	122
8:30	0	1	1	9	27	58	40	6	0	0	0	0	0	142
8:45	0	3	6	16	37	55	33	7	0	0	0	0	0	157
9:00	0	0	0	6	25	54	37	9	1	0	0	0	0	132
9:15	0	3	3	22	46	42	23	3	0	0	0	0	0	142
9:30	0	2	4	12	40	44	24	6	1	0	0	0	0	133
9:45	0	0	3	20	43	52	25	8	2	0	0	0	0	153
10:00	0	2	3	13	54	65	20	2	1	0	0	0	0	160
10:15	0	2	7	31	33	38	15	3	0	0	0	0	0	129
10:30	1	1	2	27	38	45	21	4	0	0	0	0	0	139
10:45	1	2	7	26	76	48	26	3	0	0	0	0	0	189
11:00	0	2	6	10	43	50	34	5	1	2	0	0	0	153
11:15	3	1	14	18	50	45	15	2	0	0	0	0	0	148
11:30	0	4	10	30	49	41	21	2	0	0	0	0	0	157
11:45	1	1	3	31	75	66	18	1	0	0	0	0	0	196
12:00 PM	2	5	6	18	74	62	26	3	0	0	0	0	0	196
12:15	0	3	13	29	61	50	19	3	0	0	0	0	0	178
12:30	3	5	30	25	52	46	16	5	1	0	0	0	0	183
12:45	0	7	7	18	45	48	34	9	1	0	0	0	0	169
13:00	0	0	4	13	50	41	30	5	3	1	0	0	0	147
13:15	1	3	7	40	55	43	24	7	1	0	0	0	0	181
13:30	0	0	1	15	65	57	29	5	3	0	0	0	0	175
13:45	2	4	13	38	45	68	31	7	1	0	0	0	0	209
14:00	0	0	2	17	62	69	27	14	3	0	0	0	0	194
14:15	5	13	21	33	38	54	22	4	2	0	0	0	0	192
14:30	0	3	15	32	68	55	28	0	0	0	0	0	0	201
14:45	2	5	10	41	63	63	20	6	1	0	0	0	0	211
15:00	0	2	10	20	54	66	40	8	1	0	0	0	0	201
15:15	5	6	16	25	56	67	21	7	0	0	0	0	0	203
15:30	3	10	18	34	58	46	16	4	2	1	0	0	0	192
15:45	2	2	3	30	76	59	26	6	1	0	0	0	0	205
16:00	1	1	14	37	67	78	20	10	0	0	0	0	0	228
16:15	0	0	8	26	75	61	17	6	1	0	0	0	0	194
16:30	0	8	13	25	73	53	35	4	0	0	0	0	0	211
16:45	1	2	8	32	92	79	31	2	0	0	0	0	0	247
17:00	2	5	8	19	63	71	34	4	1	0	0	0	0	207
17:15	1	1	10	34	97	92	28	10	0	0	0	0	0	273
17:30	0	6	12	39	93	53	22	4	1	1	0	0	0	231
17:45	6	8	14	37	66	71	29	6	0	0	0	0	0	237
18:00	2	8	9	28	71	53	24	4	1	1	0	0	0	201
18:15	2	3	15	37	61	54	25	9	0	2	0	0	0	208
18:30	5	5	20	39	55	61	31	3	0	0	0	0	0	219
18:45	0	0	4	22	65	69	17	5	0	0	0	0	0	182
19:00	1	0	1	10	66	62	31	6	1	0	0	0	0	178
19:15	0	1	1	8	60	51	44	9	0	3	0	0	0	177
19:30	0	0	6	9	35	54	25	3	0	1	0	0	0	133
19:45	0	0	1	7	42	71	30	6	1	1	0	0	0	159
20:00	1	1	0	11	32	33	26	7	1	0	0	0	0	112
20:15	0	0	1	8	33	46	28	5	3	1	0	0	0	125
20:30	0	2	6	9	20	37	16	7	0	0	0	0	0	97
20:45	0	0	0	10	7	34	12	9	0	0	0	0	0	72
21:00	1	1	1	3	15	42	28	6	2	0	0	0	0	99
21:15	0	0	0	3	13	26	22	5	2	0	1	0	0	72
21:30	0	1	0	1	8	23	28	9	0	0	0	0	0	70
21:45	0	0	2	3	6	12	15	2	2	0	0	0	0	42
22:00	0	0	0	3	7	17	24	2	0	0	0	0	0	53
22:15	0	0	0	1	6	10	11	7	3	0	0	0	0	38
22:30	1	0	0	4	9	15	8	4	2	0	0	0	0	43
22:45	0	0	0	0	5	9	9	7	1	0	0	0	0	31
23:00	0	0	1	0	4	14	11	1	1	0	0	0	0	32
23:15	0	0	0	0	2	8	10	2	0	0	0	0	0	22
23:30	0	0	0	0	3	7	11	3	0	0	0	0	0	24
23:45	0	0	0	1	1	4	6	2	1	0	0	0	0	15
Totals	57	163	443	1235	3003	3287	1714	419	76	23	4			10425
% of Totals	1%	2%	4%	12%	29%	32%	16%	4%	1%	0%	0%			100%

AM Volumes	8	42	112	341	829	1023	597	157	32	13	3	0	0	3157
% AM	0%	0%	1%	3%	8%	10%	6%	2%	0%	0%	0%			30%
AM Peak Hour	11:15	11:45	11:45	11:30	11:45	11:45	8:30	6:15	7:15	3:30	6:00			11:45
Volume	6	14	52	108	262	224	133	30	10	4	2			753
PM Volumes	49	121	331	894	2174	2264	1117	262	44	12	1	0	0	7269
% PM	0%	1%	3%	9%	21%	22%	11%	3%	0%	0%	0%			70%
PM Peak Hour	17:45	17:30	17:45	17:30	16:45	16:30	19:00	13:15	13:30	19:00	20:30			16:45
Volume	15	25	58	141	345	295	130	33	9	5	1			958

Directional Peak Periods	AM 7-9			NOON 12-2			PM 4-6			Off Peak Volumes		
All Classes	Volume	⟷	%	Volume	⟷	%	Volume	⟷	%	Volume	⟷	%
	936		9%	1438		14%	1828		18%	6224		60%

Street Name	Direction	Percentiles					
		15th	50th	Average	85th	95th	ADT
W Olive Ave	East Bound	29	35	35	42	45	10426
W Olive Ave	West Bound	31	38	37	44	48	11073

Prepared by National Data & Surveying Services

SPEED

W Olive Ave Bet. N Griffith Park Dr & S Virginia Ave

Day: Tuesday
Date: 2/1/2022

City: Burbank
Project #: CA22_020022_025w

West Bound

Time	< 15	15 - 19	20 - 24	25 - 29	30 - 34	35 - 39	40 - 44	45 - 49	50 - 54	55 - 59	60 - 64	65 - 69	70 +	Total
0:00 AM	0	0	0	0	1	3	8	4	4	0	0	0	0	20
0:15	0	0	0	0	0	5	6	4	1	0	0	0	0	16
0:30	0	0	0	0	2	9	5	3	1	0	0	0	0	20
0:45	0	0	0	0	3	4	1	3	2	1	0	0	0	14
1:00	0	0	0	0	1	2	4	4	0	0	0	0	0	11
1:15	0	0	0	0	0	1	0	3	1	0	0	0	0	5
1:30	1	0	0	0	0	1	1	4	2	0	0	0	0	9
1:45	0	0	0	1	1	0	5	2	0	0	0	0	0	9
2:00	0	0	0	0	2	1	1	1	1	0	1	0	0	7
2:15	0	0	0	0	0	0	1	2	1	0	0	0	0	4
2:30	0	0	0	0	0	3	3	2	0	0	0	0	0	8
2:45	0	0	0	0	0	3	1	2	0	0	0	0	0	6
3:00	0	0	0	0	0	3	4	2	0	0	0	0	0	9
3:15	0	0	0	0	0	1	2	1	1	0	0	0	0	5
3:30	0	0	0	0	1	3	0	1	0	0	0	0	0	5
3:45	0	0	0	1	0	3	0	2	0	0	0	0	0	6
4:00	0	0	0	0	0	2	2	1	0	0	0	0	0	5
4:15	0	0	0	1	0	2	4	2	3	0	0	0	0	12
4:30	0	0	0	0	2	1	0	1	2	0	0	0	0	6
4:45	0	0	0	0	2	4	7	5	1	0	0	0	0	19
5:00	0	1	0	1	2	1	8	7	1	0	0	0	0	21
5:15	1	0	1	1	4	4	9	6	2	0	0	0	0	28
5:30	0	0	0	0	4	5	15	3	2	0	0	0	0	29
5:45	0	0	0	0	6	6	4	9	3	1	0	0	0	29
6:00	0	0	0	1	2	6	15	9	4	0	0	0	0	37
6:15	0	0	0	4	6	12	29	14	4	0	0	0	0	69
6:30	0	0	1	1	8	26	37	9	5	4	0	0	0	91
6:45	0	0	3	4	14	33	37	12	2	0	1	0	0	106
7:00	0	0	0	5	10	27	27	19	1	1	0	0	0	90
7:15	0	0	2	3	24	54	38	13	1	0	0	0	0	135
7:30	0	0	2	14	47	52	36	16	2	1	0	0	0	170
7:45	1	4	5	36	56	57	38	11	1	0	0	0	0	209
8:00	0	0	4	19	30	61	34	19	6	0	0	0	0	173
8:15	0	0	1	14	35	59	30	18	2	1	0	0	0	160
8:30	1	0	0	15	51	67	27	16	1	0	0	0	0	178
8:45	1	0	4	7	40	55	43	17	4	0	0	0	0	171
9:00	0	1	2	8	24	47	38	9	0	0	0	0	0	129
9:15	1	0	0	8	26	59	48	14	3	1	0	0	0	160
9:30	1	1	8	10	28	46	25	7	2	1	2	0	0	131
9:45	0	3	2	20	33	60	33	14	1	0	0	0	0	166
10:00	0	3	3	8	34	37	48	9	3	2	0	0	0	147
10:15	1	0	1	18	39	54	30	12	7	0	0	0	0	162
10:30	0	0	4	12	24	50	54	20	2	3	0	0	0	169
10:45	2	2	1	8	28	55	36	13	5	0	0	0	0	150
11:00	0	1	3	8	29	58	36	21	4	0	0	0	0	160
11:15	0	0	2	20	49	55	20	17	3	1	0	0	0	167
11:30	0	1	11	12	48	61	38	11	1	0	0	0	0	183
11:45	2	1	4	22	51	41	50	8	2	2	0	0	0	183
12:00 PM	2	1	1	16	35	66	51	18	2	0	0	0	0	192
12:15	0	0	2	17	39	77	32	7	3	0	1	0	0	178
12:30	0	1	5	17	71	54	52	14	3	1	0	0	0	218
12:45	0	1	0	17	51	68	44	16	1	1	0	0	0	199
13:00	0	0	2	19	33	79	65	21	2	0	0	0	0	221
13:15	0	0	3	6	39	60	52	19	2	1	0	0	0	182
13:30	0	4	11	38	41	48	31	6	3	0	0	0	0	182
13:45	0	0	6	33	62	48	31	8	1	0	0	0	0	189
14:00	0	0	4	28	40	61	38	10	4	0	0	0	0	185
14:15	3	4	9	44	57	33	14	5	1	0	0	0	0	170
14:30	2	0	16	52	40	52	20	2	2	0	0	0	0	186
14:45	0	0	9	36	40	40	29	7	6	0	0	0	0	167
15:00	0	2	19	34	49	46	31	9	2	0	0	0	0	192
15:15	0	1	1	28	45	46	41	8	0	0	0	0	0	170
15:30	0	0	3	34	72	68	28	11	2	0	0	0	0	218
15:45	0	0	1	30	57	54	18	7	6	0	0	1	0	174
16:00	1	0	5	21	65	53	24	8	2	0	0	0	0	179
16:15	0	0	2	21	62	44	27	8	1	0	0	0	0	165
16:30	0	1	10	44	47	58	25	8	3	0	0	0	0	196
16:45	0	1	1	18	70	86	24	9	0	0	0	0	0	209
17:00	0	0	4	16	69	85	45	4	1	0	0	0	0	224
17:15	0	1	1	26	55	68	44	11	1	0	0	0	0	207
17:30	1	0	2	20	52	58	30	10	3	0	0	0	0	176
17:45	0	0	2	13	57	90	62	7	1	0	0	0	0	232
18:00	1	0	2	18	60	78	37	12	3	1	0	0	0	212
18:15	1	0	0	7	60	86	51	10	4	0	0	0	0	219
18:30	1	2	3	14	43	60	33	12	1	0	0	0	0	169
18:45	0	0	2	9	38	68	43	18	0	1	0	0	0	179
19:00	1	0	0	4	21	105	48	10	4	0	0	0	0	193
19:15	0	1	0	3	30	53	56	8	1	0	0	0	0	152
19:30	0	0	2	5	17	49	35	20	1	0	0	0	0	129
19:45	0	0	0	1	23	48	46	16	4	0	1	0	0	139
20:00	0	0	0	4	24	57	49	20	7	0	0	0	0	161
20:15	0	0	1	2	16	51	43	8	1	0	0	0	0	122
20:30	0	0	0	3	23	40	44	19	3	0	0	0	0	132
20:45	0	0	0	1	11	38	43	16	2	0	0	0	0	111
21:00	0	0	0	0	13	42	38	15	3	1	0	0	0	112
21:15	0	0	0	0	7	28	29	17	3	0	0	0	0	84
21:30	0	0	0	2	11	23	32	10	4	0	0	0	0	82
21:45	0	0	0	0	18	28	25	7	3	1	0	0	0	82
22:00	1	0	0	0	9	25	27	13	7	2	0	0	0	84
22:15	0	0	0	3	4	25	21	16	5	2	0	0	0	76
22:30	0	0	0	0	6	19	21	7	1	1	0	0	0	55
22:45	0	0	0	0	4	10	17	4	0	3	0	0	0	38
23:00	0	0	0	0	6	9	18	12	1	0	0	0	0	46
23:15	0	0	0	0	1	12	13	6	1	2	0	0	0	35
23:30	0	0	0	0	2	5	7	6	2	1	0	0	0	23
23:45	0	0	0	0	1	8	14	5	0	0	0	0	0	28
Totals	26	38	193	986	2463	3608	2586	922	207	37	6	1		11073
% of Totals	0%	0%	2%	9%	22%	33%	23%	8%	2%	0%	0%	0%		100%

AM Volumes	12	18	64	282	767	1195	938	402	94	19	4	0	0	3795
% AM	0%	0%	1%	3%	7%	11%	8%	4%	1%	0%	0%			34%
AM Peak Hour	11:15	9:15	11:00	7:45	11:45	11:30	11:45	10:30	10:15	5:45	8:45			11:45
Volume	4	7	20	84	196	245	185	71	18	5	2			771
PM Volumes	14	20	129	704	1696	2409	1648	520	113	18	2	1	0	7274
% PM	0%	0%	1%	6%	15%	22%	15%	5%	1%	0%	0%	0%		66%
PM Peak Hour	13:45	13:30	14:15	14:15	15:30	18:15	12:30	12:30	21:30	22:00	12:00	15:00		17:00
Volume	5	8	53	166	256	319	213	70	19	8	1	1		839

Directional Peak Periods	AM 7-9			NOON 12-2			PM 4-6			Off Peak Volumes		
All Classes	Volume	⟷	%	Volume	⟷	%	Volume	⟷	%	Volume	⟷	%
	1286		12%	1561		14%	1588		14%	6638		60%

Street Name	Direction	Percentiles					
		15th	50th	Average	85th	95th	ADT
W Olive Ave	East Bound	29	35	35	42	45	10426
W Olive Ave	West Bound	31	38	37	44	48	11073

Prepared by National Data & Surveying Services

SPEED

W Olive Ave Bet. N Griffith Park Dr & S Virginia Ave

Day: Tuesday
Date: 2/1/2022

City: Burbank
Project #: CA22_020022_025

Summary

Time	< 15	15 - 19	20 - 24	25 - 29	30 - 34	35 - 39	40 - 44	45 - 49	50 - 54	55 - 59	60 - 64	65 - 69	70 +	Total
0:00 AM	0	0	1	0	4	7	13	5	5	0	0	0	0	35
0:15	0	0	0	0	2	13	7	7	1	1	0	0	0	31
0:30	0	1	0	0	5	11	11	3	1	0	0	0	0	32
0:45	0	0	0	1	5	7	3	3	3	1	0	0	0	23
1:00	0	0	0	1	1	3	7	7	2	1	0	0	0	22
1:15	0	1	0	0	1	3	2	6	1	0	0	0	0	14
1:30	1	0	0	1	0	2	2	6	2	0	0	0	0	14
1:45	0	0	1	1	1	0	7	4	0	0	0	0	0	14
2:00	0	0	0	0	3	6	2	1	2	0	1	0	0	15
2:15	0	0	0	0	1	0	4	2	1	0	0	0	0	8
2:30	0	0	0	1	0	4	4	2	0	0	0	0	0	11
2:45	0	0	0	0	2	3	4	2	0	0	0	0	0	11
3:00	0	0	0	0	1	4	5	2	0	0	0	0	0	12
3:15	0	0	0	1	2	5	3	1	1	0	0	0	0	13
3:30	0	0	0	0	1	4	2	1	0	1	0	0	0	9
3:45	0	0	0	1	1	5	2	2	0	1	0	0	0	12
4:00	0	0	0	0	1	2	2	1	0	0	0	0	0	6
4:15	0	0	0	1	0	3	5	2	3	2	1	0	0	17
4:30	0	0	0	0	2	3	1	3	3	0	0	0	0	12
4:45	0	0	0	0	2	5	9	6	4	0	0	0	0	26
5:00	0	1	0	2	3	3	13	10	2	0	0	0	0	34
5:15	1	0	3	2	6	7	15	10	3	0	0	0	0	47
5:30	0	0	0	0	7	10	20	6	2	0	0	0	0	45
5:45	0	0	0	0	10	12	8	11	4	3	0	0	0	48
6:00	0	0	1	1	10	16	21	12	4	2	0	0	0	67
6:15	0	1	0	5	11	25	46	24	5	0	0	0	0	117
6:30	0	0	1	2	17	40	52	18	5	4	1	0	0	140
6:45	0	1	4	4	19	48	61	18	4	0	2	0	0	161
7:00	0	1	2	6	19	57	41	24	1	1	0	0	0	152
7:15	0	0	3	3	38	72	59	19	3	0	0	0	0	197
7:30	1	5	6	20	66	85	63	23	6	2	0	0	0	277
7:45	2	8	23	61	89	91	61	15	3	0	0	0	0	353
8:00	0	3	7	38	66	106	54	31	8	0	0	0	0	313
8:15	0	1	10	24	60	112	48	23	3	1	0	0	0	282
8:30	1	1	1	24	78	125	67	22	1	0	0	0	0	320
8:45	1	3	10	23	77	110	76	24	4	0	0	0	0	328
9:00	0	1	2	14	49	101	75	18	1	0	0	0	0	261
9:15	1	3	3	30	72	101	71	17	3	1	0	0	0	302
9:30	1	3	12	22	68	90	49	13	3	1	2	0	0	264
9:45	0	3	5	40	76	112	58	22	3	0	0	0	0	319
10:00	0	5	6	21	88	102	68	11	4	2	0	0	0	307
10:15	1	2	8	49	72	92	45	15	7	0	0	0	0	291
10:30	1	1	6	39	62	95	75	24	2	3	0	0	0	308
10:45	3	4	8	34	104	103	62	16	5	0	0	0	0	339
11:00	0	3	9	18	72	108	70	26	5	2	0	0	0	313
11:15	3	1	16	38	99	100	35	19	3	1	0	0	0	315
11:30	0	5	21	42	97	102	59	13	1	0	0	0	0	340
11:45	3	2	7	53	126	107	68	9	2	2	0	0	0	379
12:00 PM	4	6	7	34	109	128	77	21	2	0	0	0	0	388
12:15	0	3	15	46	100	127	51	10	3	0	1	0	0	356
12:30	3	6	35	42	123	100	68	19	4	1	0	0	0	401
12:45	0	8	7	35	96	116	78	25	2	1	0	0	0	368
13:00	0	0	6	32	83	120	95	26	5	1	0	0	0	368
13:15	1	3	10	46	94	103	76	26	3	1	0	0	0	363
13:30	0	4	12	53	106	105	60	11	6	0	0	0	0	357
13:45	2	4	19	71	107	116	62	15	2	0	0	0	0	398
14:00	0	0	6	45	102	130	65	24	7	0	0	0	0	379
14:15	8	17	30	77	95	87	36	9	3	0	0	0	0	362
14:30	2	3	31	84	108	107	48	2	2	0	0	0	0	387
14:45	2	5	19	77	103	103	49	13	7	0	0	0	0	378
15:00	0	4	29	54	103	112	71	17	3	0	0	0	0	393
15:15	5	7	17	53	101	113	62	15	0	0	0	0	0	373
15:30	3	10	21	68	130	114	44	15	4	1	0	0	0	410
15:45	2	2	4	60	133	113	44	13	7	0	0	1	0	379
16:00	2	1	19	58	132	131	44	18	2	0	0	0	0	407
16:15	0	0	10	47	137	105	44	14	2	0	0	0	0	359
16:30	0	9	23	69	120	111	60	12	3	0	0	0	0	407
16:45	1	3	9	50	162	165	55	11	0	0	0	0	0	456
17:00	2	5	12	35	132	156	79	8	2	0	0	0	0	431
17:15	1	2	11	60	152	160	72	21	1	0	0	0	0	480
17:30	1	6	14	59	145	111	52	14	4	1	0	0	0	407
17:45	6	8	16	50	123	161	91	13	1	0	0	0	0	469
18:00	3	8	11	46	131	131	61	16	4	2	0	0	0	413
18:15	3	3	15	44	121	140	76	19	4	2	0	0	0	427
18:30	6	7	23	53	98	121	64	15	1	0	0	0	0	388
18:45	0	0	6	31	103	137	60	23	0	1	0	0	0	361
19:00	2	0	1	14	87	167	79	16	5	0	0	0	0	371
19:15	0	2	1	11	90	104	100	17	1	3	0	0	0	329
19:30	0	0	8	14	52	103	60	23	1	1	0	0	0	262
19:45	0	0	1	8	65	119	76	22	5	1	1	0	0	298
20:00	1	1	0	15	56	90	75	27	8	0	0	0	0	273
20:15	0	0	2	10	49	97	71	13	4	1	0	0	0	247
20:30	0	2	6	12	43	77	60	26	3	0	0	0	0	229
20:45	0	0	0	11	18	72	55	25	2	0	0	0	0	183
21:00	1	1	1	3	28	84	66	21	5	1	0	0	0	211
21:15	0	0	0	3	20	54	51	22	5	0	1	0	0	156
21:30	0	1	0	3	19	46	60	19	4	0	0	0	0	152
21:45	0	0	2	3	24	40	40	9	5	1	0	0	0	124
22:00	1	0	0	3	16	42	51	15	7	2	0	0	0	137
22:15	0	0	0	4	10	35	32	23	8	2	0	0	0	114
22:30	1	0	0	4	15	34	29	11	3	1	0	0	0	98
22:45	0	0	0	0	9	19	26	11	1	3	0	0	0	69
23:00	0	0	1	0	10	23	29	13	2	0	0	0	0	78
23:15	0	0	0	0	3	20	23	8	1	2	0	0	0	57
23:30	0	0	0	0	5	12	18	9	2	1	0	0	0	47
23:45	0	0	0	1	2	12	20	7	1	0	0	0	0	43
Totals	83	201	636	2221	5466	6895	4300	1341	283	62	10	1		21499
% of Totals	0%	1%	3%	10%	25%	32%	20%	6%	1%	0%	0%	0%		100%

AM Volumes	20	60	176	623	1596	2222	1535	559	126	32	7	0	0	6956
% AM	0%	0%	1%	3%	7%	10%	7%	3%	1%	0%	0%			32%
AM Peak Hour	11:15	7:30	11:45	11:30	11:45	11:30	8:30	8:00	7:15	5:45	6:00			11:45
Volume	10	17	64	175	458	464	289	100	20	9	3			1524
PM Volumes	63	141	460	1598	3870	4673	2765	782	157	30	3	1	0	14543
% PM	0%	1%	2%	7%	18%	22%	13%	4%	1%	0%	0%	0%		68%
PM Peak Hour	17:45	14:15	14:15	14:15	16:45	16:30	12:30	12:30	21:30	22:00	12:00	15:00		17:00
Volume	18	29	109	292	591	592	317	96	24	8	1	1		1787

Directional Peak Periods	AM 7-9			NOON 12-2			PM 4-6			Off Peak Volumes		
All Classes	Volume	⟷	%	Volume	⟷	%	Volume	⟷	%	Volume	⟷	%
	2222		10%	2999		14%	3416		16%	12862		60%

Street Name	Direction	Percentiles					
		15th	50th	Average	85th	95th	ADT
W Olive Ave	Summary	30	37	36	43	47	21499

Prepared by National Data & Surveying Services

SPEED

W Olive Ave Bet. N Griffith Park Dr & S Virginia Ave

Day: Tuesday
Date: 2/1/2022

City: Burbank
Project #: CA22_020022_025e

East Bound

Time	< 15	15 - 19	20 - 24	25 - 29	30 - 34	35 - 39	40 - 44	45 - 49	50 - 54	55 - 59	60 - 64	65 - 69	70 +	Total
0:00 AM	0	1	1	1	10	17	14	4	2	1	0	0	0	**51**
1:00	0	1	1	2	1	4	8	10	2	1	0	0	0	**30**
2:00	0	0	0	1	4	6	8	0	1	0	0	0	0	**20**
3:00	0	0	0	1	4	8	6	0	0	2	0	0	0	**21**
4:00	0	0	0	0	1	4	4	3	4	2	1	0	0	**19**
5:00	0	0	2	2	10	16	20	12	3	2	0	0	0	**67**
6:00	0	2	2	2	27	52	62	28	3	2	2	0	0	**182**
7:00	2	10	25	32	75	115	85	22	8	1	0	0	0	**375**
8:00	0	8	19	54	125	211	111	30	3	0	0	0	0	**561**
9:00	0	5	10	60	154	192	109	26	4	0	0	0	0	**560**
10:00	2	7	19	97	201	196	82	12	1	0	0	0	0	**617**
11:00	4	8	33	89	217	202	88	10	1	2	0	0	0	**654**
12:00 PM	5	20	56	90	232	206	95	20	2	0	0	0	0	**726**
13:00	3	7	25	106	215	209	114	24	8	1	0	0	0	**712**
14:00	7	21	48	123	231	241	97	24	6	0	0	0	0	**798**
15:00	10	20	47	109	244	238	103	25	4	1	0	0	0	**801**
16:00	2	11	43	120	307	271	103	22	1	0	0	0	0	**880**
17:00	9	20	44	129	319	287	113	24	2	1	0	0	0	**948**
18:00	9	16	48	126	252	237	97	21	1	3	0	0	0	**810**
19:00	1	1	9	34	203	238	130	24	2	5	0	0	0	**647**
20:00	1	3	7	38	92	150	82	28	4	1	0	0	0	**406**
21:00	1	2	3	10	42	103	93	22	6	0	1	0	0	**283**
22:00	1	0	0	8	27	51	52	20	6	0	0	0	0	**165**
23:00	0	0	1	1	10	33	38	8	2	0	0	0	0	**93**
Totals	**57**	**163**	**443**	**1235**	**3003**	**3287**	**1714**	**419**	**76**	**25**	**4**			**10426**
% of Totals	1%	2%	4%	12%	29%	32%	16%	4%	1%	0%	0%			100%

AM Volumes	8	42	112	341	829	1023	597	157	32	13	3	0	0	3157
% AM	0%	0%	1%	3%	8%	10%	6%	2%	0%	0%	0%			30%
AM Peak Hour	11:00	7:00	11:00	10:00	11:00	8:00	8:00	8:00	7:00	3:00	6:00			11:00
Volume	4	10	33	97	217	211	111	30	8	2	2			654
PM Volumes	49	121	331	894	2174	2264	1117	262	44	12	1	0	0	7269
% PM	0%	1%	3%	9%	21%	22%	11%	3%	0%	0%	0%			70%
PM Peak Hour	15:00	14:00	12:00	17:00	17:00	17:00	19:00	20:00	13:00	19:00	21:00			17:00
Volume	10	21	56	129	319	287	130	28	8	5	1			948

Directional Peak Periods	**AM 7-9**			**NOON 12-2**			**PM 4-6**			**Off Peak Volumes**		
All Speeds	Volume	↔	%	Volume	↔	%	Volume	↔	%	Volume	↔	%
	936		9%	1438		14%	1828		18%	6224		60%

Street Name	Direction	Percentiles					
		15th	50th	Average	85th	95th	ADT
W Olive Ave	East Bound	29	35	35	42	45	10426
W Olive Ave	West Bound	31	38	37	44	48	11073

Prepared by National Data & Surveying Services

SPEED

W Olive Ave Bet. N Griffith Park Dr & S Virginia Ave

Day: Tuesday
Date: 2/1/2022

City: Burbank
Project #: CA22_020022_025w

West Bound

Time	< 15	15 - 19	20 - 24	25 - 29	30 - 34	35 - 39	40 - 44	45 - 49	50 - 54	55 - 59	60 - 64	65 - 69	70 +	Total
0:00 AM	0	0	0	0	6	21	20	14	8	1	0	0	0	70
1:00	1	0	0	1	2	4	10	13	3	0	0	0	0	34
2:00	0	0	0	0	2	7	6	7	2	0	1	0	0	25
3:00	0	0	0	1	1	10	6	6	1	0	0	0	0	25
4:00	0	0	0	1	4	9	13	9	6	0	0	0	0	42
5:00	1	1	1	2	16	16	36	25	8	1	0	0	0	107
6:00	0	0	4	10	30	77	118	44	15	4	1	0	0	303
7:00	1	4	9	58	137	190	139	59	5	2	0	0	0	604
8:00	2	0	9	55	156	242	134	70	13	1	0	0	0	682
9:00	2	5	12	46	111	212	144	44	6	2	2	0	0	586
10:00	3	5	9	46	125	196	168	54	17	5	0	0	0	628
11:00	2	3	20	62	177	215	144	57	10	3	0	0	0	693
12:00 PM	2	3	8	67	196	265	179	55	9	2	1	0	0	787
13:00	0	4	22	96	175	235	179	54	8	1	0	0	0	774
14:00	5	4	38	160	177	186	101	24	13	0	0	0	0	708
15:00	0	3	24	126	223	214	118	35	10	0	0	1	0	754
16:00	1	2	18	104	244	241	100	33	6	0	0	0	0	749
17:00	1	1	9	75	233	301	181	32	6	0	0	0	0	839
18:00	3	2	7	48	201	292	164	52	8	2	0	0	0	779
19:00	1	1	2	13	91	255	185	54	10	0	1	0	0	613
20:00	0	0	1	10	74	186	179	63	13	0	0	0	0	526
21:00	0	0	0	2	49	121	124	49	13	2	0	0	0	360
22:00	1	0	0	3	23	79	86	40	13	8	0	0	0	253
23:00	0	0	0	0	10	34	52	29	4	3	0	0	0	132
Totals	26	38	193	986	2463	3608	2586	922	207	37	6	1		11073
% of Totals	0%	0%	2%	9%	22%	33%	23%	8%	2%	0%	0%	0%		100%

AM Volumes	12	18	64	282	767	1199	938	402	94	19	4	0	0	3799
% AM	0%	0%	1%	3%	7%	11%	8%	4%	1%	0%	0%			34%
AM Peak Hour	10:00	9:00	11:00	11:00	11:00	8:00	10:00	8:00	10:00	10:00	9:00			11:00
Volume	3	5	20	62	177	242	168	70	17	5	2			693
PM Volumes	14	20	129	704	1696	2409	1648	520	113	18	2	1	0	7274
% PM	0%	0%	1%	6%	15%	22%	15%	5%	1%	0%	0%	0%		66%
PM Peak Hour	14:00	13:00	14:00	14:00	16:00	17:00	19:00	20:00	14:00	22:00	12:00	15:00		17:00
Volume	5	4	38	160	244	301	185	63	13	8	1	1		839

Directional Peak Periods	AM 7-9			NOON 12-2			PM 4-6			Off Peak Volumes		
All Speeds	Volume		%	Volume		%	Volume		%	Volume		%
	1286	↔	12%	1561	↔	14%	1588	↔	14%	6638	↔	60%

Street Name	Direction	Percentiles					
		15th	50th	Average	85th	95th	ADT
W Olive Ave	East Bound	29	35	35	42	45	10426
W Olive Ave	West Bound	31	38	37	44	48	11073

Prepared by National Data & Surveying Services

SPEED

W Olive Ave Bet. N Griffith Park Dr & S Virginia Ave

Day: Tuesday
Date: 2/1/2022

City: Burbank
Project #: CA22_020022_025

Summary

Time	< 15	15 - 19	20 - 24	25 - 29	30 - 34	35 - 39	40 - 44	45 - 49	50 - 54	55 - 59	60 - 64	65 - 69	70 +	Total
0:00 AM	0	1	1	1	16	38	34	18	10	2	0	0	0	**121**
1:00	1	1	1	3	3	8	18	23	5	1	0	0	0	**64**
2:00	0	0	0	1	6	13	14	7	3	0	1	0	0	**45**
3:00	0	0	0	2	5	18	12	6	1	2	0	0	0	**46**
4:00	0	0	0	1	5	13	17	12	10	2	1	0	0	**61**
5:00	1	1	3	4	26	32	56	37	11	3	0	0	0	**174**
6:00	0	2	6	12	57	129	180	72	18	6	3	0	0	**485**
7:00	3	14	34	90	212	305	224	81	13	3	0	0	0	**979**
8:00	2	8	28	109	281	453	245	100	16	1	0	0	0	**1243**
9:00	2	10	22	106	265	404	253	70	10	2	2	0	0	**1146**
10:00	5	12	28	143	326	392	250	66	18	5	0	0	0	**1245**
11:00	6	11	53	151	394	417	232	67	11	5	0	0	0	**1347**
12:00 PM	7	23	64	157	428	471	274	75	11	2	1	0	0	**1513**
13:00	3	11	47	202	390	444	293	78	16	2	0	0	0	**1486**
14:00	12	25	86	283	408	427	198	48	19	0	0	0	0	**1506**
15:00	10	23	71	235	467	452	221	60	14	1	0	1	0	**1555**
16:00	3	13	61	224	551	512	203	55	7	0	0	0	0	**1629**
17:00	10	21	53	204	552	588	294	56	8	1	0	0	0	**1787**
18:00	12	18	55	174	453	529	261	73	9	5	0	0	0	**1589**
19:00	2	2	11	47	294	493	315	78	12	5	1	0	0	**1260**
20:00	1	3	8	48	166	336	261	91	17	1	0	0	0	**932**
21:00	1	2	3	12	91	224	217	71	19	2	1	0	0	**643**
22:00	2	0	0	11	50	130	138	60	19	8	0	0	0	**418**
23:00	0	0	1	1	20	67	90	37	6	3	0	0	0	**225**
Totals	**83**	**201**	**636**	**2221**	**5466**	**6895**	**4300**	**1341**	**283**	**62**	**10**	**1**		**21499**
% of Totals	0%	1%	3%	10%	25%	32%	20%	6%	1%	0%	0%	0%		100%

AM Volumes	20	60	176	623	1596	2222	1535	559	126	32	7	0	0	6956
% AM	0%	0%	1%	3%	7%	10%	7%	3%	1%	0%	0%			32%
AM Peak Hour	11:00	7:00	11:00	11:00	11:00	8:00	9:00	8:00	6:00	6:00	6:00			11:00
Volume	6	14	53	151	394	453	253	100	18	6	3			1347
PM Volumes	63	141	460	1598	3870	4673	2765	782	157	30	3	1	0	14543
% PM	0%	1%	2%	7%	18%	22%	13%	4%	1%	0%	0%	0%		68%
PM Peak Hour	14:00	14:00	14:00	14:00	17:00	17:00	19:00	20:00	14:00	22:00	12:00	15:00		17:00
Volume	12	25	86	283	552	588	315	91	19	8	1	1		1787

Directional Peak Periods	**AM 7-9**			**NOON 12-2**			**PM 4-6**			**Off Peak Volumes**		
All Speeds	Volume		%	Volume		%	Volume		%	Volume		%
	2222	↔	10%	2999	↔	14%	3416	↔	16%	12862	↔	60%

Street Name	Direction	Percentiles					
		15th	50th	Average	85th	95th	ADT
W Olive Ave	Summary	30	37	36	43	47	21499

Prepared by NDS/ATD

Prepared by National Data & Surveying Services

VOLUME

W Olive Ave Bet. N Griffith Park Dr & S Virginia Ave

Day: Tuesday
Date: 2/1/2022

City: Burbank
Project #: CA22_020022_025

DAILY TOTALS	NB	SB	EB	WB	Total
	0	0	10,426	11,073	21,499

AM Period	NB	SB	EB		WB		TOTAL		PM Period	NB	SB	EB		WB		TOTAL	
0:00	0	0	15		20		35		12:00	0	0	196		192		388	
0:15	0	0	15		16		31		12:15	0	0	178		178		356	
0:30	0	0	12		20		32		12:30	0	0	183		218		401	
0:45	0	0	9	51	14	70	23	121	12:45	0	0	169	726	199	787	368	1513
1:00	0	0	11		11		22		13:00	0	0	147		221		368	
1:15	0	0	9		5		14		13:15	0	0	181		182		363	
1:30	0	0	5		9		14		13:30	0	0	175		182		357	
1:45	0	0	5	30	9	34	14	64	13:45	0	0	209	712	189	774	398	1486
2:00	0	0	8		7		15		14:00	0	0	194		185		379	
2:15	0	0	4		4		8		14:15	0	0	192		170		362	
2:30	0	0	3		8		11		14:30	0	0	201		186		387	
2:45	0	0	5	20	6	25	11	45	14:45	0	0	211	798	167	708	378	1506
3:00	0	0	3		9		12		15:00	0	0	201		192		393	
3:15	0	0	8		5		13		15:15	0	0	203		170		373	
3:30	0	0	4		5		9		15:30	0	0	192		218		410	
3:45	0	0	6	21	6	25	12	46	15:45	0	0	205	801	174	754	379	1555
4:00	0	0	1		5		6		16:00	0	0	228		179		407	
4:15	0	0	5		12		17		16:15	0	0	194		165		359	
4:30	0	0	6		6		12		16:30	0	0	211		196		407	
4:45	0	0	7	19	19	42	26	61	16:45	0	0	247	880	209	749	456	1629
5:00	0	0	13		21		34		17:00	0	0	207		224		431	
5:15	0	0	19		28		47		17:15	0	0	273		207		480	
5:30	0	0	16		29		45		17:30	0	0	231		176		407	
5:45	0	0	19	67	29	107	48	174	17:45	0	0	237	948	232	839	469	1787
6:00	0	0	30		37		67		18:00	0	0	201		212		413	
6:15	0	0	48		69		117		18:15	0	0	208		219		427	
6:30	0	0	49		91		140		18:30	0	0	219		169		388	
6:45	0	0	55	182	106	303	161	485	18:45	0	0	182	810	179	779	361	1589
7:00	0	0	62		90		152		19:00	0	0	178		193		371	
7:15	0	0	62		135		197		19:15	0	0	177		152		329	
7:30	0	0	107		170		277		19:30	0	0	133		129		262	
7:45	0	0	144	375	209	604	353	979	19:45	0	0	159	647	139	613	298	1260
8:00	0	0	140		173		313		20:00	0	0	112		161		273	
8:15	0	0	122		160		282		20:15	0	0	125		122		247	
8:30	0	0	142		178		320		20:30	0	0	97		132		229	
8:45	0	0	157	561	171	682	328	1243	20:45	0	0	72	406	111	526	183	932
9:00	0	0	132		129		261		21:00	0	0	99		112		211	
9:15	0	0	142		160		302		21:15	0	0	72		84		156	
9:30	0	0	133		131		264		21:30	0	0	70		82		152	
9:45	0	0	153	560	166	586	319	1146	21:45	0	0	42	283	82	360	124	643
10:00	0	0	160		147		307		22:00	0	0	53		84		137	
10:15	0	0	129		162		291		22:15	0	0	38		76		114	
10:30	0	0	139		169		308		22:30	0	0	43		55		98	
10:45	0	0	189	617	150	628	339	1245	22:45	0	0	31	165	38	253	69	418
11:00	0	0	153		160		313		23:00	0	0	32		46		78	
11:15	0	0	148		167		315		23:15	0	0	22		35		57	
11:30	0	0	157		183		340		23:30	0	0	24		23		47	
11:45	0	0	196	654	183	693	379	1347	23:45	0	0	15	93	28	132	43	225
TOTALS				3157		3799		**6956**	**TOTALS**				7269		7274		**14543**
SPLIT %				45.4%		54.6%		**32.4%**	**SPLIT %**				50.0%		50.0%		**67.6%**

DAILY TOTALS	NB	SB	EB	WB	Total
	0	0	10,426	11,073	21,499

AM Peak Hour			11:45	11:45	**11:45**	**PM Peak Hour**			16:45	17:00	**17:00**
AM Pk Volume			753	771	**1524**	**PM Pk Volume**			958	839	**1787**
Pk Hr Factor			0.960	0.884	**0.950**	**Pk Hr Factor**			0.877	0.904	**0.931**
7 - 9 Volume	0	0	936	1286	**2222**	**4 - 6 Volume**	0	0	1828	1588	**3416**
7 - 9 Peak Hour			8:00	7:45	**7:45**	**4 - 6 Peak Hour**			16:45	17:00	**17:00**
7 - 9 Pk Volume	0	0	561	720	**1268**	**4 - 6 Pk Volume**	0	0	958	839	**1787**
Pk Hr Factor	0.000	0.000	0.893	0.861	**0.898**	**Pk Hr Factor**	0.000	0.000	0.877	0.904	**0.931**

Prepared by NDS/ATD

Project #: CA22_020022_025 **City:** Burbank

Location: W Olive Ave Bet. N Griffith Park Dr & S **Date:** 2/1/2022

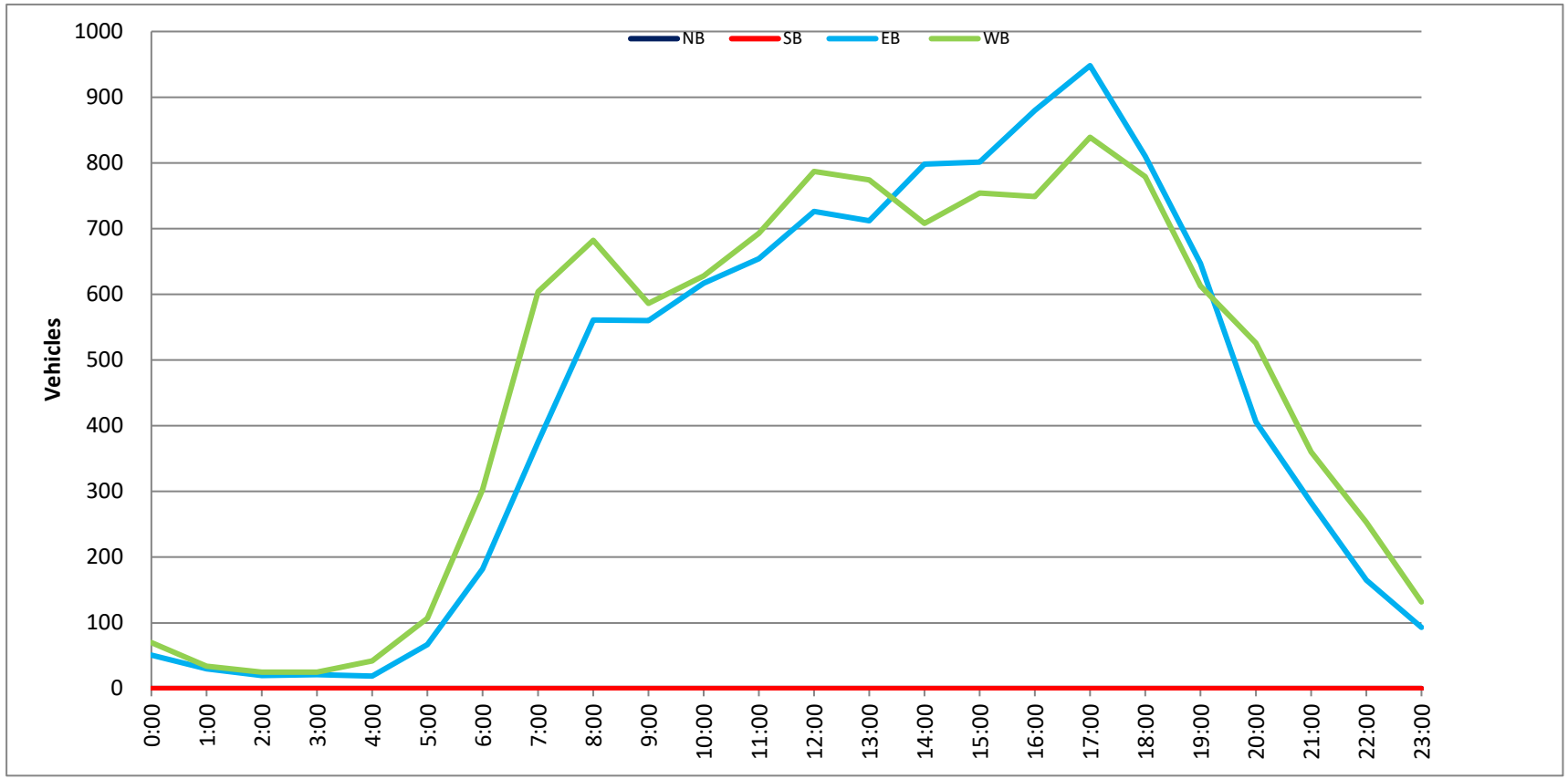

Prepared by National Data & Surveying Services

SPEED

W Olive Ave Bet. N Griffith Park Dr & S Virginia Ave

Day: Wednesday
Date: 2/2/2022

City: Burbank
Project #: CA22_020022_025e

East Bound

Time	< 15	15 - 19	20 - 24	25 - 29	30 - 34	35 - 39	40 - 44	45 - 49	50 - 54	55 - 59	60 - 64	65 - 69	70 +	Total
0:00 AM	0	0	0	0	7	7	3	1	1	1	0	0	0	20
0:15	0	0	0	1	0	5	4	2	1	0	0	0	0	13
0:30	0	0	0	1	1	6	3	1	0	0	0	0	0	12
0:45	0	0	1	0	0	3	2	2	0	3	0	0	0	11
1:00	0	0	0	0	3	5	3	3	1	0	0	0	0	15
1:15	0	0	0	1	0	3	4	2	1	0	0	0	0	11
1:30	0	0	0	0	1	3	2	0	0	0	0	0	0	6
1:45	0	0	0	0	2	2	3	0	0	0	0	0	0	7
2:00	0	0	0	0	0	2	6	0	0	1	0	0	0	9
2:15	0	0	0	0	2	3	5	2	0	0	0	0	0	12
2:30	0	0	0	0	0	2	1	1	1	0	0	0	0	5
2:45	0	0	0	0	0	1	2	2	0	0	0	0	0	5
3:00	0	0	1	0	0	2	1	1	0	1	0	0	0	6
3:15	0	0	0	0	0	0	0	0	0	0	0	0	0	0
3:30	0	0	0	0	2	2	2	1	1	0	0	0	0	8
3:45	0	0	0	0	1	0	2	3	0	0	0	0	0	6
4:00	0	0	0	0	0	0	1	0	0	0	0	0	0	1
4:15	0	0	0	0	1	1	0	0	1	0	0	0	0	3
4:30	0	0	0	0	1	1	1	2	0	0	0	0	0	5
4:45	0	0	0	0	3	0	2	3	2	0	0	0	0	10
5:00	0	0	0	0	1	2	3	2	1	0	0	0	0	9
5:15	1	0	0	1	0	6	6	3	1	1	0	0	0	19
5:30	0	0	0	0	2	2	5	2	0	1	0	0	0	12
5:45	0	0	1	1	6	8	6	4	1	2	0	0	0	29
6:00	0	0	1	1	2	14	10	2	3	0	0	0	0	33
6:15	0	0	0	2	3	19	13	9	3	0	0	0	0	49
6:30	0	0	1	0	4	16	19	5	2	0	0	0	0	47
6:45	0	0	1	4	13	28	17	6	1	2	0	0	0	72
7:00	0	1	3	3	14	13	19	10	3	0	0	0	0	66
7:15	0	0	2	2	11	14	22	14	2	2	0	0	0	69
7:30	1	1	7	4	17	36	37	7	3	0	0	0	0	113
7:45	0	0	6	10	41	53	22	4	1	1	0	0	0	138
8:00	1	2	9	13	21	54	24	9	4	0	0	0	0	137
8:15	0	1	8	9	41	47	22	6	3	0	0	0	0	137
8:30	0	1	7	10	38	69	20	7	0	0	0	0	0	152
8:45	1	0	5	14	41	75	25	3	1	1	0	0	0	166
9:00	0	0	2	4	30	53	17	6	5	0	0	0	0	117
9:15	1	1	5	9	38	48	29	7	3	1	0	0	0	142
9:30	1	4	11	17	32	49	28	7	3	0	0	0	0	152
9:45	1	5	8	16	23	47	35	2	0	0	0	0	0	137
10:00	0	2	10	13	40	44	16	8	1	0	0	0	0	134
10:15	1	7	14	35	34	32	21	2	0	0	0	0	0	146
10:30	0	3	11	26	44	43	18	8	2	0	0	0	0	155
10:45	1	2	9	29	59	38	16	3	1	0	0	0	0	158
11:00	1	4	7	21	44	50	26	2	1	0	0	0	0	156
11:15	2	9	16	19	40	37	28	9	4	0	0	0	0	164
11:30	3	14	22	35	55	53	14	2	1	0	0	0	0	199
11:45	1	21	28	40	41	34	11	3	0	0	0	0	0	179
12:00 PM	0	7	13	17	43	75	27	7	0	0	0	0	0	189
12:15	2	3	5	20	46	60	33	4	0	0	0	0	0	173
12:30	0	1	3	16	53	80	47	5	0	0	0	0	0	205
12:45	4	14	15	36	60	39	20	3	1	0	0	0	0	192
13:00	0	1	10	13	53	56	39	8	1	0	0	0	0	181
13:15	1	3	7	19	74	50	20	6	0	0	0	0	0	180
13:30	2	5	9	12	53	67	23	3	1	0	0	0	0	175
13:45	1	9	16	27	55	62	20	10	1	0	0	0	0	201
14:00	0	1	6	20	53	67	23	9	3	0	0	0	0	182
14:15	3	10	20	33	65	54	12	4	4	0	0	0	0	205
14:30	2	8	25	37	40	47	21	5	1	0	0	0	0	186
14:45	1	8	18	32	48	69	27	3	1	1	0	0	0	208
15:00	0	4	28	53	74	49	23	4	0	0	0	0	0	235
15:15	6	7	19	42	89	63	21	6	0	0	0	0	0	253
15:30	1	0	9	54	86	58	12	9	3	0	0	0	0	232
15:45	0	1	10	43	54	66	23	5	2	0	0	0	0	204
16:00	1	3	23	50	56	76	31	6	1	0	0	0	0	247
16:15	9	9	20	24	63	52	20	7	1	0	0	0	0	205
16:30	3	6	16	45	65	65	18	3	0	0	0	0	0	221
16:45	0	5	9	12	80	76	30	10	1	0	0	0	0	223
17:00	0	4	14	50	56	54	26	4	2	0	0	0	0	210
17:15	6	7	17	37	84	79	19	3	2	0	0	0	0	254
17:30	0	15	22	38	60	57	21	8	0	0	0	0	0	221
17:45	0	0	16	32	89	77	23	7	1	0	0	0	0	245
18:00	1	5	10	17	95	52	35	5	0	0	0	0	0	220
18:15	1	4	9	24	57	76	21	6	0	0	0	0	0	198
18:30	2	12	11	25	70	61	22	3	1	0	0	0	0	207
18:45	3	6	18	27	58	51	26	6	0	0	0	0	0	195
19:00	0	0	1	16	50	57	27	9	2	0	0	0	0	162
19:15	0	4	9	23	62	41	21	3	3	1	0	0	0	167
19:30	0	1	4	18	46	55	26	5	0	0	0	0	0	155
19:45	0	4	4	15	36	39	18	4	1	0	0	0	0	121
20:00	0	1	5	8	35	40	13	9	2	0	0	0	0	113
20:15	0	0	2	9	22	44	24	6	2	0	0	0	0	109
20:30	0	0	1	3	32	50	8	9	1	0	0	0	0	104
20:45	0	0	2	2	13	38	22	10	3	1	0	0	0	91
21:00	1	2	1	5	11	25	28	8	0	0	0	0	0	81
21:15	0	0	0	2	13	31	9	4	2	0	0	0	0	61
21:30	0	0	0	1	8	22	19	7	2	0	0	0	0	59
21:45	0	0	1	2	5	25	15	8	0	0	0	0	0	56
22:00	0	0	1	0	4	17	7	5	1	0	0	0	0	35
22:15	0	0	0	0	5	16	16	6	1	0	0	0	0	44
22:30	0	0	0	0	4	20	14	7	2	1	0	0	0	48
22:45	0	0	0	1	1	10	7	12	1	1	0	0	0	33
23:00	0	0	0	0	2	13	12	3	0	0	0	0	0	30
23:15	0	0	0	0	5	8	14	3	3	0	0	0	0	33
23:30	0	0	0	0	3	5	6	6	4	1	0	0	0	25
23:45	0	0	1	0	5	10	4	4	0	0	0	0	0	24
Totals	66	248	625	1301	2900	3336	1569	465	116	23				10650
% of Totals	1%	2%	6%	12%	27%	31%	15%	4%	1%	0%				100%

AM Volumes	16	78	196	341	759	1032	576	178	59	17	0	0	0	3252
% AM	0%	1%	2%	3%	7%	10%	5%	2%	1%	0%				31%
AM Peak Hour	10:45	11:15	11:15	11:00	10:45	11:45	11:45	6:45	8:45					11:45
Volume	7	51	79	115	198	249	118	37	12	4				746
PM Volumes	50	170	430	960	2141	2304	993	287	57	6	0	0	0	7398
% PM	0%	2%	4%	9%	20%	22%	9%	3%	1%	0%				69%
PM Peak Hour	15:45	16:45	14:15	15:00	17:15	16:30	12:15	20:00	13:30	22:00				17:15
Volume	13	31	91	192	328	274	139	34	9	2				940

Directional Peak Periods	AM 7-9			NOON 12-2			PM 4-6			Off Peak Volumes		
All Classes	Volume	⟷	%	Volume	⟷	%	Volume	⟷	%	Volume	⟷	%
	978	⟷	9%	1496	⟷	14%	1826	⟷	17%	6350	⟷	60%

Street Name	Direction	Percentiles					
		15th	50th	Average	85th	95th	ADT
W Olive Ave	East Bound	28	35	35	42	46	10650
W Olive Ave	West Bound	31	38	38	44	49	10957

Prepared by National Data & Surveying Services

SPEED

W Olive Ave Bet. N Griffith Park Dr & S Virginia Ave

Day: Wednesday
Date: 2/2/2022

City: Burbank
Project #: CA22_020022_025w

West Bound

Time	< 15	15 - 19	20 - 24	25 - 29	30 - 34	35 - 39	40 - 44	45 - 49	50 - 54	55 - 59	60 - 64	65 - 69	70 +	Total
0:00 AM	0	0	0	0	4	3	10	6	1	1	0	0	0	25
0:15	0	0	0	0	2	6	3	2	4	0	0	0	0	17
0:30	0	0	0	0	2	3	4	3	5	0	0	0	0	17
0:45	0	0	0	0	1	3	5	3	0	2	0	0	0	14
1:00	0	0	0	0	1	2	3	4	0	1	0	0	0	11
1:15	0	1	0	0	1	1	1	0	0	1	0	0	0	5
1:30	0	0	0	0	2	2	3	2	2	1	0	0	0	12
1:45	0	0	0	0	0	3	4	4	1	0	0	0	0	12
2:00	0	0	0	0	0	4	4	0	1	0	0	0	0	9
2:15	0	0	0	0	0	1	4	0	0	0	0	0	0	5
2:30	0	0	0	1	0	3	3	5	0	0	0	0	0	12
2:45	0	0	0	0	0	0	0	1	1	0	0	0	0	2
3:00	0	0	0	1	0	1	2	2	0	0	0	0	0	6
3:15	0	0	0	0	1	1	1	3	0	0	0	0	0	6
3:30	0	0	0	0	0	2	3	1	0	0	0	0	0	6
3:45	0	0	0	0	1	3	2	2	2	0	1	0	0	11
4:00	0	0	0	0	0	2	2	1	0	0	0	0	0	5
4:15	0	0	1	0	2	2	3	0	3	0	0	0	0	11
4:30	0	0	0	0	0	4	3	0	1	2	0	0	0	10
4:45	0	0	0	0	0	3	4	7	3	2	0	0	0	19
5:00	0	0	0	0	2	2	11	3	4	0	0	0	0	22
5:15	0	1	0	1	3	6	10	5	3	0	1	0	0	30
5:30	0	0	0	0	3	6	13	11	3	0	2	0	0	38
5:45	0	0	0	0	3	5	13	20	5	1	0	0	0	47
6:00	0	0	1	2	3	7	20	8	3	0	0	0	0	44
6:15	0	0	1	0	7	16	22	6	3	0	0	0	0	55
6:30	1	1	1	2	3	24	21	17	5	1	0	0	0	76
6:45	1	0	0	1	10	31	47	15	2	1	1	0	0	109
7:00	1	0	2	2	9	31	53	15	6	1	0	0	0	120
7:15	0	1	0	2	24	31	38	17	2	2	0	0	0	117
7:30	1	0	1	6	36	61	39	13	1	1	0	0	0	159
7:45	0	1	5	30	48	64	46	14	1	0	0	0	0	209
8:00	0	0	2	4	44	75	35	7	2	0	0	0	0	169
8:15	1	0	5	18	33	43	45	23	3	0	1	0	0	172
8:30	0	0	2	5	30	68	42	12	3	1	1	0	0	164
8:45	0	0	3	6	16	62	58	12	6	2	0	0	0	165
9:00	0	0	1	4	17	47	50	16	1	0	0	0	0	136
9:15	1	0	0	2	28	60	36	13	2	2	0	0	0	144
9:30	2	0	0	11	34	70	33	11	1	0	1	0	0	163
9:45	1	1	1	4	22	62	54	15	4	0	0	0	0	164
10:00	0	0	2	11	41	45	36	15	4	1	0	0	0	155
10:15	1	0	1	10	38	52	37	22	4	1	0	0	0	166
10:30	0	1	3	8	30	37	50	15	3	2	0	0	0	149
10:45	0	0	2	19	36	51	30	15	3	0	0	0	0	156
11:00	0	0	0	15	43	42	40	13	3	0	0	0	0	156
11:15	0	0	2	15	37	52	41	10	2	1	0	0	0	160
11:30	1	1	4	15	58	50	24	8	2	0	0	0	0	163
11:45	0	0	2	23	45	42	50	15	3	0	0	0	0	180
12:00 PM	0	0	3	11	39	49	40	21	4	1	0	0	0	168
12:15	1	1	3	20	52	59	39	11	2	1	0	0	0	189
12:30	1	2	2	15	28	55	53	13	7	1	0	0	0	177
12:45	0	0	6	24	50	64	44	7	0	0	0	0	0	195
13:00	0	1	0	8	37	65	61	17	2	2	0	0	0	193
13:15	0	0	1	13	36	63	53	21	2	1	0	0	0	190
13:30	0	0	0	14	30	67	37	17	2	0	0	0	0	167
13:45	0	0	1	36	55	42	37	17	4	2	0	0	0	194
14:00	0	0	2	23	51	60	38	10	2	1	0	0	0	187
14:15	1	0	0	29	48	58	25	15	2	0	0	0	0	178
14:30	0	1	3	50	72	46	28	7	1	0	0	0	0	208
14:45	0	0	5	30	51	45	34	9	2	1	0	0	0	177
15:00	1	1	12	39	53	31	28	8	0	0	0	0	0	173
15:15	1	3	5	60	52	50	19	9	2	2	0	0	0	203
15:30	0	2	8	32	57	54	20	6	1	0	0	0	0	180
15:45	3	2	17	30	42	40	26	8	1	0	0	0	0	169
16:00	1	0	21	46	53	40	19	7	4	0	0	0	0	191
16:15	0	2	5	28	54	54	32	6	0	0	0	0	0	181
16:30	0	1	8	22	54	44	27	11	0	1	0	0	0	168
16:45	0	0	0	15	49	61	46	14	2	0	0	0	0	187
17:00	1	1	3	16	41	65	43	9	1	0	0	0	0	180
17:15	0	1	4	31	58	54	44	8	0	0	0	0	0	200
17:30	1	0	1	27	66	64	29	8	3	0	0	0	0	199
17:45	0	0	1	23	68	77	34	12	3	1	0	0	0	219
18:00	1	1	5	17	48	79	34	8	2	0	0	0	0	195
18:15	0	0	4	15	59	77	30	9	4	0	0	0	0	198
18:30	0	0	4	20	49	50	46	9	2	0	0	0	0	180
18:45	0	0	1	2	42	67	47	22	2	2	0	0	0	185
19:00	1	0	1	7	32	63	48	6	4	0	0	0	0	162
19:15	0	0	0	11	30	64	38	14	2	0	0	0	0	159
19:30	0	0	0	3	38	55	44	8	1	0	0	0	0	149
19:45	0	0	2	7	41	49	47	10	5	1	0	0	0	162
20:00	0	0	3	7	47	58	36	14	2	1	0	0	0	168
20:15	0	0	0	5	20	38	30	9	6	0	0	0	0	108
20:30	0	0	0	1	27	45	40	15	0	0	0	0	0	128
20:45	0	0	0	1	20	42	40	10	4	1	0	0	0	118
21:00	0	0	1	3	18	38	34	22	4	0	0	0	0	120
21:15	0	0	0	3	11	26	32	14	1	0	0	0	0	87
21:30	0	0	0	0	14	41	29	7	1	0	0	0	0	92
21:45	0	0	0	1	16	17	25	10	4	1	0	0	0	74
22:00	0	0	0	3	6	32	21	7	2	3	0	0	0	74
22:15	0	0	0	4	8	18	18	13	3	1	0	0	0	65
22:30	0	0	0	2	4	20	16	6	2	1	0	0	0	51
22:45	0	1	0	0	3	16	23	6	1	0	0	0	0	50
23:00	0	0	1	0	4	13	15	18	2	0	0	0	0	53
23:15	0	0	0	0	3	8	10	12	3	2	0	0	0	38
23:30	0	0	0	0	1	8	16	5	3	0	0	0	0	33
23:45	0	0	0	0	1	7	9	9	4	2	0	0	0	32
Totals	24	28	175	972	2458	3429	2642	946	219	56	8			10957
% of Totals	0%	0%	2%	9%	22%	31%	24%	9%	2%	1%	0%			100%

AM Volumes	11	8	42	218	720	1191	1058	412	108	27	8	0	0	3803
% AM	0%	0%	0%	2%	7%	11%	10%	4%	1%	0%	0%			35%
AM Peak Hour	9:00	11:45	7:45	11:30	11:30	7:45	8:15	9:45	5:45	0:45	4:45			7:45
Volume	4	3	14	69	194	250	195	67	16	5	3			714
PM Volumes	13	20	133	754	1738	2238	1584	534	111	29	0	0	0	7154
% PM	0%	0%	1%	7%	16%	20%	14%	5%	1%	0%				65%
PM Peak Hour	15:00	15:00	15:15	14:30	17:30	17:30	12:30	13:00	19:30	21:45				17:15
Volume	5	8	51	179	241	297	211	72	14	6				813

Directional Peak Periods	AM 7-9			NOON 12-2			PM 4-6			Off Peak Volumes		
All Classes	Volume	⟷	%	Volume	⟷	%	Volume	⟷	%	Volume	⟷	%
	1275		12%	1473		13%	1525		14%	6684		61%

Street Name	Direction	Percentiles					
		15th	50th	Average	85th	95th	ADT
W Olive Ave	East Bound	28	35	35	42	46	10650
W Olive Ave	West Bound	31	38	38	44	49	10957

Prepared by National Data & Surveying Services

SPEED

W Olive Ave Bet. N Griffith Park Dr & S Virginia Ave

Day: Wednesday
Date: 2/2/2022

City: Burbank
Project #: CA22_020022_025

Summary

Time	< 15	15 - 19	20 - 24	25 - 29	30 - 34	35 - 39	40 - 44	45 - 49	50 - 54	55 - 59	60 - 64	65 - 69	70 +	Total
0:00 AM	0	0	0	0	11	10	13	7	2	2	0	0	0	45
0:15	0	0	0	1	2	11	7	4	5	0	0	0	0	30
0:30	0	0	0	1	3	9	7	4	5	0	0	0	0	29
0:45	0	0	1	0	1	6	7	5	0	5	0	0	0	25
1:00	0	0	0	0	4	7	6	7	1	1	0	0	0	26
1:15	0	1	0	1	1	4	5	2	1	1	0	0	0	16
1:30	0	0	0	0	3	5	5	2	2	1	0	0	0	18
1:45	0	0	0	0	2	5	7	4	1	0	0	0	0	19
2:00	0	0	0	0	0	6	10	0	1	1	0	0	0	18
2:15	0	0	0	0	2	4	9	2	0	0	0	0	0	17
2:30	0	0	0	1	0	5	4	6	1	0	0	0	0	17
2:45	0	0	0	0	0	1	2	3	1	0	0	0	0	7
3:00	0	0	1	1	0	3	3	3	0	1	0	0	0	12
3:15	0	0	0	0	1	1	1	3	0	0	0	0	0	6
3:30	0	0	0	0	2	4	5	2	1	0	0	0	0	14
3:45	0	0	0	0	2	3	4	5	2	0	1	0	0	17
4:00	0	0	0	0	0	2	3	1	0	0	0	0	0	6
4:15	0	0	1	0	3	3	3	0	4	0	0	0	0	14
4:30	0	0	0	0	1	5	4	2	1	2	0	0	0	15
4:45	0	0	0	0	3	3	6	10	5	2	0	0	0	29
5:00	0	0	0	0	3	4	14	5	5	0	0	0	0	31
5:15	1	1	0	2	3	12	16	8	4	1	1	0	0	49
5:30	0	0	0	0	5	8	18	13	3	1	2	0	0	50
5:45	0	0	1	1	9	13	19	24	6	3	0	0	0	76
6:00	0	0	2	3	5	21	30	10	6	0	0	0	0	77
6:15	0	0	1	2	10	35	35	15	6	0	0	0	0	104
6:30	1	1	2	2	7	40	40	22	7	1	0	0	0	123
6:45	1	0	1	5	23	59	64	21	3	3	1	0	0	181
7:00	1	1	5	5	23	44	72	25	9	1	0	0	0	186
7:15	0	1	2	4	35	45	60	31	4	4	0	0	0	186
7:30	2	1	8	10	53	97	76	20	4	1	0	0	0	272
7:45	0	1	11	40	89	117	68	18	2	1	0	0	0	347
8:00	1	2	11	17	65	129	59	16	6	0	0	0	0	306
8:15	1	1	13	27	74	90	67	29	6	0	1	0	0	309
8:30	0	1	9	15	68	137	62	19	3	1	1	0	0	316
8:45	1	0	8	20	57	137	83	15	7	3	0	0	0	331
9:00	0	0	3	8	47	100	67	22	6	0	0	0	0	253
9:15	2	1	5	11	66	108	65	20	5	3	0	0	0	286
9:30	3	4	11	28	66	119	61	18	4	0	1	0	0	315
9:45	2	6	9	20	45	109	89	17	4	0	0	0	0	301
10:00	0	2	12	24	81	89	52	23	5	1	0	0	0	289
10:15	2	7	15	45	72	84	58	24	4	1	0	0	0	312
10:30	0	4	14	34	74	80	68	23	5	2	0	0	0	304
10:45	1	2	11	48	95	89	46	18	4	0	0	0	0	314
11:00	1	4	7	36	87	92	66	15	4	0	0	0	0	312
11:15	2	9	18	34	77	89	69	19	6	1	0	0	0	324
11:30	4	15	26	50	113	103	38	10	3	0	0	0	0	362
11:45	1	21	30	63	86	76	61	18	3	0	0	0	0	359
12:00 PM	0	7	16	28	82	124	67	28	4	1	0	0	0	357
12:15	3	4	8	40	98	119	72	15	2	1	0	0	0	362
12:30	1	3	5	31	81	135	100	18	7	1	0	0	0	382
12:45	4	14	21	60	110	103	64	10	1	0	0	0	0	387
13:00	0	2	10	21	90	121	100	25	3	2	0	0	0	374
13:15	1	3	8	32	110	113	73	27	2	1	0	0	0	370
13:30	2	5	9	26	83	134	60	20	3	0	0	0	0	342
13:45	1	9	17	63	110	104	57	27	5	2	0	0	0	395
14:00	0	1	8	43	104	127	61	19	5	1	0	0	0	369
14:15	4	10	20	62	113	112	37	19	6	0	0	0	0	383
14:30	2	9	28	87	112	93	49	12	2	0	0	0	0	394
14:45	1	8	23	62	99	114	61	12	3	2	0	0	0	385
15:00	1	5	40	92	127	80	51	12	0	0	0	0	0	408
15:15	7	10	24	102	141	113	40	15	2	2	0	0	0	456
15:30	1	2	17	86	143	112	32	15	4	0	0	0	0	412
15:45	3	3	27	73	96	106	49	13	3	0	0	0	0	373
16:00	2	3	44	96	109	116	50	13	5	0	0	0	0	438
16:15	9	11	25	52	117	106	52	13	1	0	0	0	0	386
16:30	3	7	24	67	119	109	45	14	0	1	0	0	0	389
16:45	0	5	9	27	129	137	76	24	3	0	0	0	0	410
17:00	1	5	17	66	97	119	69	13	3	0	0	0	0	390
17:15	6	8	21	68	142	133	63	11	2	0	0	0	0	454
17:30	1	15	23	65	126	121	50	16	3	0	0	0	0	420
17:45	0	0	17	55	157	154	57	19	4	1	0	0	0	464
18:00	2	6	15	34	143	131	69	13	2	0	0	0	0	415
18:15	1	4	13	39	116	153	51	15	4	0	0	0	0	396
18:30	2	12	15	45	119	111	68	12	3	0	0	0	0	387
18:45	3	6	19	29	100	118	73	28	2	2	0	0	0	380
19:00	1	0	2	23	82	120	75	15	6	0	0	0	0	324
19:15	0	4	9	34	92	105	59	17	5	1	0	0	0	326
19:30	0	1	4	21	84	110	70	13	1	0	0	0	0	304
19:45	0	4	6	22	77	88	65	14	6	1	0	0	0	283
20:00	0	1	8	15	82	98	49	23	4	1	0	0	0	281
20:15	0	0	2	14	42	82	54	15	8	0	0	0	0	217
20:30	0	0	1	4	59	95	48	24	1	0	0	0	0	232
20:45	0	0	2	3	33	80	62	20	7	2	0	0	0	209
21:00	1	2	2	8	29	63	62	30	4	0	0	0	0	201
21:15	0	0	0	5	24	57	41	18	3	0	0	0	0	148
21:30	0	0	0	1	22	63	48	14	3	0	0	0	0	151
21:45	0	0	1	3	21	42	40	18	4	1	0	0	0	130
22:00	0	0	1	3	10	49	28	12	3	3	0	0	0	109
22:15	0	0	0	4	13	34	34	19	4	1	0	0	0	109
22:30	0	0	0	2	8	40	30	13	4	2	0	0	0	99
22:45	0	1	0	1	4	26	30	18	2	1	0	0	0	83
23:00	0	0	1	0	6	26	27	21	2	0	0	0	0	83
23:15	0	0	0	0	8	16	24	15	6	2	0	0	0	71
23:30	0	0	0	0	4	13	22	11	7	1	0	0	0	58
23:45	0	0	1	0	6	17	13	13	4	2	0	0	0	56
Totals	90	276	801	2273	5358	6765	4211	1411	335	79	8			21607
% of Totals	0%	1%	4%	11%	25%	31%	19%	7%	2%	0%	0%			100%

AM Volumes	27	86	238	559	1479	2223	1634	590	167	44	8	0	0	7055
% AM	0%	0%	1%	3%	7%	10%	8%	3%	1%	0%	0%			33%
AM Peak Hour	10:45	11:15	11:15	11:00	11:30	8:00	11:45	6:30	5:45	6:30	4:45			11:45
Volume	8	52	90	183	379	493	300	99	25	9	3			1460
PM Volumes	63	190	563	1714	3879	4542	2577	821	168	35	0	0	0	14552
% PM	0%	1%	3%	8%	18%	21%	12%	4%	1%	0%				67%
PM Peak Hour	15:45	16:45	15:45	15:15	17:15	17:30	12:30	13:00	20:00	21:45				17:15
Volume	17	33	120	357	568	559	337	99	20	7				1753

Directional Peak Periods	AM 7-9			NOON 12-2			PM 4-6			Off Peak Volumes		
All Classes	Volume	⟷	%	Volume	⟷	%	Volume	⟷	%	Volume	⟷	%
	2253		10%	2969		14%	3351		16%	13034		60%

Street Name	Direction	Percentiles					
		15th	50th	Average	85th	95th	ADT
W Olive Ave	Summary	30	36	36	43	48	21607

Prepared by National Data & Surveying Services

SPEED

W Olive Ave Bet. N Griffith Park Dr & S Virginia Ave

Day: Wednesday
Date: 2/2/2022

City: Burbank
Project #: CA22_020022_025e

East Bound

Time	< 15	15 - 19	20 - 24	25 - 29	30 - 34	35 - 39	40 - 44	45 - 49	50 - 54	55 - 59	60 - 64	65 - 69	70 +	Total
0:00 AM	0	0	1	2	8	21	12	6	2	4	0	0	0	56
1:00	0	0	0	1	6	13	12	5	2	0	0	0	0	39
2:00	0	0	0	0	2	8	14	5	1	1	0	0	0	31
3:00	0	0	1	0	3	4	5	5	1	1	0	0	0	20
4:00	0	0	0	0	5	2	4	5	3	0	0	0	0	19
5:00	1	0	1	2	9	18	20	11	3	4	0	0	0	69
6:00	0	0	3	7	22	77	59	22	9	2	0	0	0	201
7:00	1	2	18	19	83	116	100	35	9	3	0	0	0	386
8:00	2	4	29	46	141	245	91	25	8	1	0	0	0	592
9:00	3	10	26	46	123	197	109	22	11	1	0	0	0	548
10:00	2	14	44	103	177	157	71	21	4	0	0	0	0	593
11:00	7	48	73	115	180	174	79	16	6	0	0	0	0	698
12:00 PM	6	25	36	89	202	254	127	19	1	0	0	0	0	759
13:00	4	18	42	71	235	235	102	27	3	0	0	0	0	737
14:00	6	27	69	122	206	237	83	21	9	1	0	0	0	781
15:00	7	12	66	192	303	236	79	24	5	0	0	0	0	924
16:00	13	23	68	131	264	269	99	26	3	0	0	0	0	896
17:00	6	26	69	157	289	267	89	22	5	0	0	0	0	930
18:00	7	27	48	93	280	240	104	20	1	0	0	0	0	820
19:00	0	9	18	72	194	192	92	21	6	1	0	0	0	605
20:00	0	1	10	22	102	172	67	34	8	1	0	0	0	417
21:00	1	2	2	10	37	103	71	27	4	0	0	0	0	257
22:00	0	0	1	1	14	63	44	30	5	2	0	0	0	160
23:00	0	0	1	0	15	36	36	16	7	1	0	0	0	112
Totals	66	248	626	1301	2900	3336	1569	465	116	23				10650
% of Totals	1%	2%	6%	12%	27%	31%	15%	4%	1%	0%				100%

AM Volumes	16	78	196	341	759	1032	576	178	59	17	0	0	0	3252
% AM	0%	1%	2%	3%	7%	10%	5%	2%	1%	0%				31%
AM Peak Hour	11:00	11:00	11:00	11:00	11:00	8:00	9:00	7:00	9:00					11:00
Volume	7	48	73	115	180	245	109	35	11	4				698
PM Volumes	50	170	430	960	2141	2304	993	287	57	6	0	0	0	7398
% PM	0%	2%	4%	9%	20%	22%	9%	3%	1%	0%				69%
PM Peak Hour	16:00	14:00	14:00	15:00	15:00	16:00	12:00	20:00	14:00	22:00				17:00
Volume	13	27	69	192	303	269	127	34	9	2				930

Directional Peak Periods	AM 7-9			NOON 12-2			PM 4-6			Off Peak Volumes		
All Speeds	Volume		%	Volume		%	Volume		%	Volume		%
	978	↔	9%	1496	↔	14%	1826	↔	17%	6350	↔	60%

Street Name	Direction	Percentiles					
		15th	50th	Average	85th	95th	ADT
W Olive Ave	East Bound	28	35	35	42	46	10650
W Olive Ave	West Bound	31	38	38	44	49	10957

Prepared by National Data & Surveying Services

SPEED

W Olive Ave Bet. N Griffith Park Dr & S Virginia Ave

Day: Wednesday
Date: 2/2/2022

City: Burbank
Project #: CA22_020022_025w

West Bound

Time	< 15	15 - 19	20 - 24	25 - 29	30 - 34	35 - 39	40 - 44	45 - 49	50 - 54	55 - 59	60 - 64	65 - 69	70 +	Total
0:00 AM	0	0	0	0	9	15	22	14	10	3	0	0	0	**73**
1:00	0	1	0	0	4	8	11	10	3	3	0	0	0	**40**
2:00	0	0	0	1	0	8	11	6	2	0	0	0	0	**28**
3:00	0	0	0	1	2	7	8	8	2	0	1	0	0	**29**
4:00	0	0	1	0	2	11	12	8	7	4	0	0	0	**45**
5:00	0	1	0	1	11	19	47	39	15	1	3	0	0	**137**
6:00	2	1	3	5	23	78	110	46	13	2	1	0	0	**284**
7:00	2	2	8	40	117	187	176	59	10	4	0	0	0	**605**
8:00	1	0	12	33	123	248	180	54	14	3	2	0	0	**670**
9:00	4	1	2	21	101	239	173	55	8	2	1	0	0	**607**
10:00	1	1	8	48	145	185	153	67	14	4	0	0	0	**626**
11:00	1	1	8	68	183	186	155	46	10	1	0	0	0	**659**
12:00 PM	2	3	14	70	169	227	176	52	13	3	0	0	0	**729**
13:00	0	1	2	71	158	237	188	72	10	5	0	0	0	**744**
14:00	1	1	10	132	222	209	125	41	7	2	0	0	0	**750**
15:00	5	8	42	161	204	175	93	31	4	2	0	0	0	**725**
16:00	1	3	34	111	210	199	124	38	6	1	0	0	0	**727**
17:00	2	2	9	97	233	260	150	37	7	1	0	0	0	**798**
18:00	1	1	14	54	198	273	157	48	10	2	0	0	0	**758**
19:00	1	0	3	28	141	231	177	38	12	1	0	0	0	**632**
20:00	0	0	3	14	114	183	146	48	12	2	0	0	0	**522**
21:00	0	0	1	7	59	122	120	53	10	1	0	0	0	**373**
22:00	0	1	0	9	21	86	78	32	8	5	0	0	0	**240**
23:00	0	0	1	0	9	36	50	44	12	4	0	0	0	**156**
Totals	**24**	**28**	**175**	**972**	**2458**	**3429**	**2642**	**946**	**219**	**56**	**8**			**10957**
% of Totals	0%	0%	2%	9%	22%	31%	24%	9%	2%	1%	0%			100%

AM Volumes	11	8	42	218	720	1191	1058	412	108	27	8	0	0	3803
% AM	0%	0%	0%	2%	7%	11%	10%	4%	1%	0%	0%			35%
AM Peak Hour	9:00	7:00	8:00	11:00	11:00	8:00	8:00	10:00	5:00	4:00	5:00			8:00
Volume	4	2	12	68	183	248	180	67	15	4	3			670
PM Volumes	13	20	133	754	1738	2238	1584	534	111	29	0	0	0	7154
% PM	0%	0%	1%	7%	16%	20%	14%	5%	1%	0%				65%
PM Peak Hour	15:00	15:00	15:00	15:00	17:00	18:00	13:00	13:00	12:00	13:00				17:00
Volume	5	8	42	161	233	273	188	72	13	5				798

Directional Peak Periods	**AM 7-9**			**NOON 12-2**			**PM 4-6**			**Off Peak Volumes**		
All Speeds	Volume		%	Volume		%	Volume		%	Volume		%
	1275	↔	12%	1473	↔	13%	1525	↔	14%	6684	↔	61%

Street Name	Direction	Percentiles					
		15th	50th	Average	85th	95th	ADT
W Olive Ave	East Bound	28	35	35	42	46	10650
W Olive Ave	West Bound	31	38	38	44	49	10957

Prepared by National Data & Surveying Services

SPEED

W Olive Ave Bet. N Griffith Park Dr & S Virginia Ave

Day: Wednesday
Date: 2/2/2022

City: Burbank
Project #: CA22_020022_025

Summary

Time	< 15	15 - 19	20 - 24	25 - 29	30 - 34	35 - 39	40 - 44	45 - 49	50 - 54	55 - 59	60 - 64	65 - 69	70 +	Total
0:00 AM	0	0	1	2	17	36	34	20	12	7	0	0	0	**129**
1:00	0	1	0	1	10	21	23	15	5	3	0	0	0	**79**
2:00	0	0	0	1	2	16	25	11	3	1	0	0	0	**59**
3:00	0	0	1	1	5	11	13	13	3	1	1	0	0	**49**
4:00	0	0	1	0	7	13	16	13	10	4	0	0	0	**64**
5:00	1	1	1	3	20	37	67	50	18	5	3	0	0	**206**
6:00	2	1	6	12	45	155	169	68	22	4	1	0	0	**485**
7:00	3	4	26	59	200	303	276	94	19	7	0	0	0	**991**
8:00	3	4	41	79	264	493	271	79	22	4	2	0	0	**1262**
9:00	7	11	28	67	224	436	282	77	19	3	1	0	0	**1155**
10:00	3	15	52	151	322	342	224	88	18	4	0	0	0	**1219**
11:00	8	49	81	183	363	360	234	62	16	1	0	0	0	**1357**
12:00 PM	8	28	50	159	371	481	303	71	14	3	0	0	0	**1488**
13:00	4	19	44	142	393	472	290	99	13	5	0	0	0	**1481**
14:00	7	28	79	254	428	446	208	62	16	3	0	0	0	**1531**
15:00	12	20	108	353	507	411	172	55	9	2	0	0	0	**1649**
16:00	14	26	102	242	474	468	223	64	9	1	0	0	0	**1623**
17:00	8	28	78	254	522	527	239	59	12	1	0	0	0	**1728**
18:00	8	28	62	147	478	513	261	68	11	2	0	0	0	**1578**
19:00	1	9	21	100	335	423	269	59	18	2	0	0	0	**1237**
20:00	0	1	13	36	216	355	213	82	20	3	0	0	0	**939**
21:00	1	2	3	17	96	225	191	80	14	1	0	0	0	**630**
22:00	0	1	1	10	35	149	122	62	13	7	0	0	0	**400**
23:00	0	0	2	0	24	72	86	60	19	5	0	0	0	**268**
Totals	**90**	**276**	**801**	**2273**	**5358**	**6765**	**4211**	**1411**	**335**	**79**	**8**			**21607**
% of Totals	0%	1%	4%	11%	25%	31%	19%	7%	2%	0%	0%			100%

AM Volumes	27	86	238	559	1479	2223	1634	590	167	44	8	0	0	7055
% AM	0%	0%	1%	3%	7%	10%	8%	3%	1%	0%	0%			33%
AM Peak Hour	11:00	11:00	11:00	11:00	11:00	8:00	9:00	7:00	6:00		5:00			11:00
Volume	8	49	81	183	363	493	282	94	22	7	3			1357
PM Volumes	63	190	563	1714	3879	4542	2577	821	168	35	0	0	0	14552
% PM	0%	1%	3%	8%	18%	21%	12%	4%	1%	0%				67%
PM Peak Hour	16:00	12:00	15:00	15:00	17:00	17:00	12:00	13:00	20:00	22:00				17:00
Volume	14	28	108	353	522	527	303	99	20	7				1728

Directional Peak Periods	**AM 7-9**			**NOON 12-2**			**PM 4-6**			**Off Peak Volumes**		
All Speeds	Volume		%	Volume		%	Volume		%	Volume		%
	2253	↔	10%	2969	↔	14%	3351	↔	16%	13034	↔	60%

Street Name	Direction	Percentiles					
		15th	50th	Average	85th	95th	ADT
W Olive Ave	Summary	30	36	36	43	48	21607

Prepared by NDS/ATD

Prepared by National Data & Surveying Services

VOLUME

W Olive Ave Bet. N Griffith Park Dr & S Virginia Ave

Day: Wednesday
Date: 2/2/2022

City: Burbank
Project #: CA22_020022_025

DAILY TOTALS	NB	SB	EB	WB	Total
	0	0	10,650	10,957	21,607

AM Period	NB	SB	EB		WB		TOTAL		PM Period	NB	SB	EB		WB		TOTAL	
0:00	0	0	20		25		45		12:00	0	0	189		168		357	
0:15	0	0	13		17		30		12:15	0	0	173		189		362	
0:30	0	0	12		17		29		12:30	0	0	205		177		382	
0:45	0	0	11	56	14	73	25	129	12:45	0	0	192	759	195	729	387	1488
1:00	0	0	15		11		26		13:00	0	0	181		193		374	
1:15	0	0	11		5		16		13:15	0	0	180		190		370	
1:30	0	0	6		12		18		13:30	0	0	175		167		342	
1:45	0	0	7	39	12	40	19	79	13:45	0	0	201	737	194	744	395	1481
2:00	0	0	9		9		18		14:00	0	0	182		187		369	
2:15	0	0	12		5		17		14:15	0	0	205		178		383	
2:30	0	0	5		12		17		14:30	0	0	186		208		394	
2:45	0	0	5	31	2	28	7	59	14:45	0	0	208	781	177	750	385	1531
3:00	0	0	6		6		12		15:00	0	0	235		173		408	
3:15	0	0	0		6		6		15:15	0	0	253		203		456	
3:30	0	0	8		6		14		15:30	0	0	232		180		412	
3:45	0	0	6	20	11	29	17	49	15:45	0	0	204	924	169	725	373	1649
4:00	0	0	1		5		6		16:00	0	0	247		191		438	
4:15	0	0	3		11		14		16:15	0	0	205		181		386	
4:30	0	0	5		10		15		16:30	0	0	221		168		389	
4:45	0	0	10	19	19	45	29	64	16:45	0	0	223	896	187	727	410	1623
5:00	0	0	9		22		31		17:00	0	0	210		180		390	
5:15	0	0	19		30		49		17:15	0	0	254		200		454	
5:30	0	0	12		38		50		17:30	0	0	221		199		420	
5:45	0	0	29	69	47	137	76	206	17:45	0	0	245	930	219	798	464	1728
6:00	0	0	33		44		77		18:00	0	0	220		195		415	
6:15	0	0	49		55		104		18:15	0	0	198		198		396	
6:30	0	0	47		76		123		18:30	0	0	207		180		387	
6:45	0	0	72	201	109	284	181	485	18:45	0	0	195	820	185	758	380	1578
7:00	0	0	66		120		186		19:00	0	0	162		162		324	
7:15	0	0	69		117		186		19:15	0	0	167		159		326	
7:30	0	0	113		159		272		19:30	0	0	155		149		304	
7:45	0	0	138	386	209	605	347	991	19:45	0	0	121	605	162	632	283	1237
8:00	0	0	137		169		306		20:00	0	0	113		168		281	
8:15	0	0	137		172		309		20:15	0	0	109		108		217	
8:30	0	0	152		164		316		20:30	0	0	104		128		232	
8:45	0	0	166	592	165	670	331	1262	20:45	0	0	91	417	118	522	209	939
9:00	0	0	117		136		253		21:00	0	0	81		120		201	
9:15	0	0	142		144		286		21:15	0	0	61		87		148	
9:30	0	0	152		163		315		21:30	0	0	59		92		151	
9:45	0	0	137	548	164	607	301	1155	21:45	0	0	56	257	74	373	130	630
10:00	0	0	134		155		289		22:00	0	0	35		74		109	
10:15	0	0	146		166		312		22:15	0	0	44		65		109	
10:30	0	0	155		149		304		22:30	0	0	48		51		99	
10:45	0	0	158	593	156	626	314	1219	22:45	0	0	33	160	50	240	83	400
11:00	0	0	156		156		312		23:00	0	0	30		53		83	
11:15	0	0	164		160		324		23:15	0	0	33		38		71	
11:30	0	0	199		163		362		23:30	0	0	25		33		58	
11:45	0	0	179	698	180	659	359	1357	23:45	0	0	24	112	32	156	56	268
TOTALS				3252		3803		7055	TOTALS				7398		7154		14552
SPLIT %				46.1%		53.9%		32.7%	SPLIT %				50.8%		49.2%		67.3%

DAILY TOTALS	NB	SB	EB	WB	Total
	0	0	10,650	10,957	21,607

AM Peak Hour			11:45	7:45	11:45	PM Peak Hour			17:15	17:15	17:15
AM Pk Volume			746	714	1460	PM Pk Volume			940	813	1753
Pk Hr Factor			0.910	0.854	0.955	Pk Hr Factor			0.925	0.928	0.945
7 - 9 Volume	0	0	978	1275	2253	4 - 6 Volume	0	0	1826	1525	3351
7 - 9 Peak Hour			8:00	7:45	7:45	4 - 6 Peak Hour			17:00	17:00	17:00
7 - 9 Pk Volume	0	0	592	714	1278	4 - 6 Pk Volume	0	0	930	798	1728
Pk Hr Factor	0.000	0.000	0.892	0.854	0.921	Pk Hr Factor	0.000	0.000	0.915	0.911	0.931

Prepared by NDS/ATD

Project #: CA22_020022_025 **City:** Burbank

Location: W Olive Ave Bet. N Griffith Park Dr & S **Date:** 2/2/2022

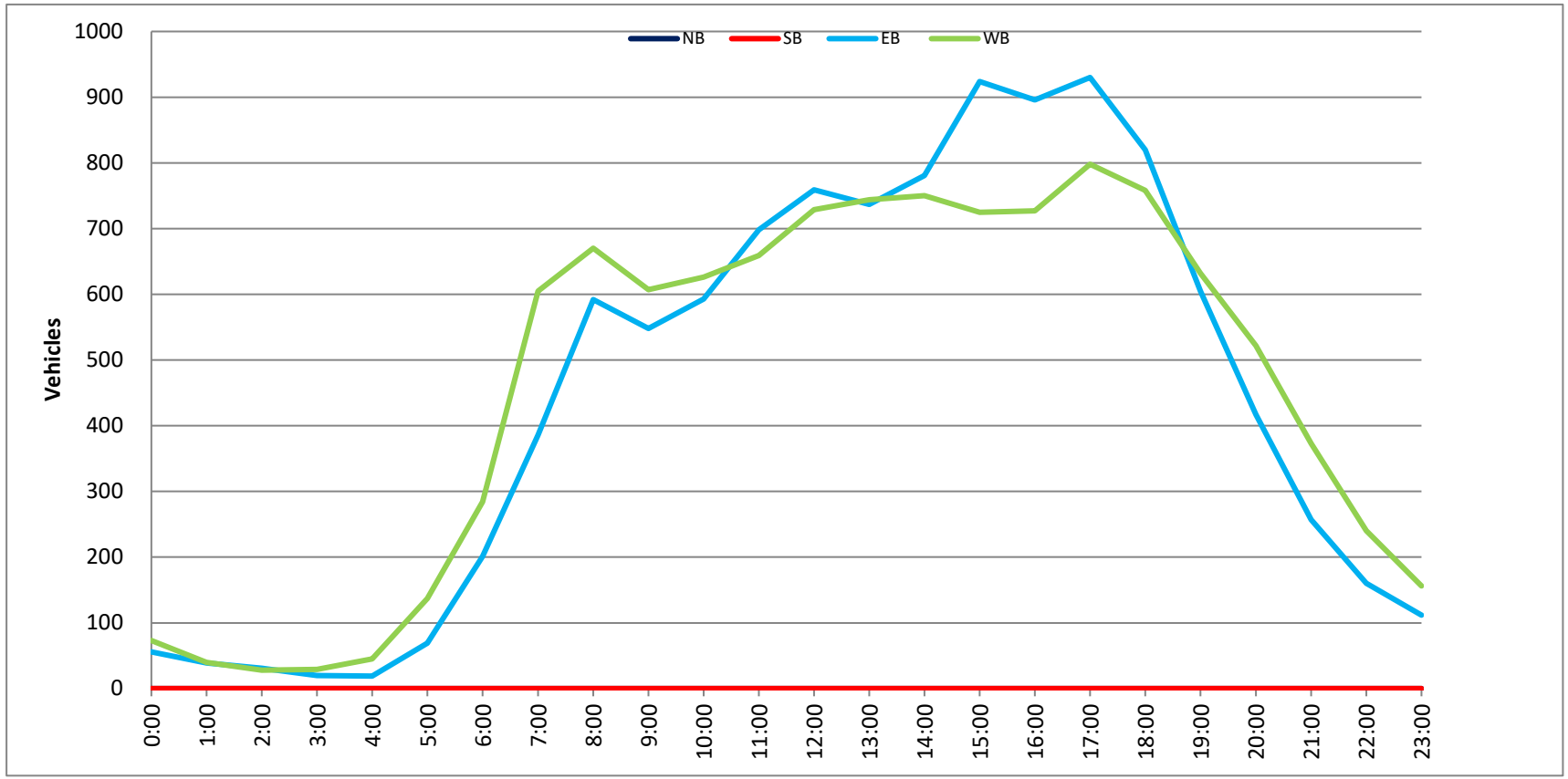

Prepared by National Data & Surveying Services

SPEED

W Olive Ave Bet. N Griffith Park Dr & S Virginia Ave

Day: Thursday
Date: 2/3/2022

City: Burbank
Project #: CA22_020022_025e

East Bound

Time	< 15	15 - 19	20 - 24	25 - 29	30 - 34	35 - 39	40 - 44	45 - 49	50 - 54	55 - 59	60 - 64	65 - 69	70 +	Total
0:00 AM	0	0	2	0	2	3	8	1	0	0	0	0	0	16
0:15	0	0	1	0	0	5	5	4	1	0	0	0	0	16
0:30	0	0	1	0	3	4	5	3	0	0	0	0	0	16
0:45	0	0	0	0	2	1	1	2	0	0	0	0	0	6
1:00	0	0	0	1	0	2	2	0	0	0	0	0	0	5
1:15	0	0	1	0	1	4	3	3	0	0	0	0	0	12
1:30	0	0	0	0	0	5	6	0	2	0	0	0	0	13
1:45	0	0	1	0	0	1	1	3	0	0	0	0	0	6
2:00	0	0	1	1	0	2	6	1	0	0	0	0	0	11
2:15	0	0	0	0	1	1	0	6	0	0	0	0	0	8
2:30	0	0	0	0	2	0	4	1	0	0	0	0	0	7
2:45	0	0	0	0	0	1	2	1	0	0	0	0	0	4
3:00	0	0	0	1	1	2	1	2	0	0	0	0	0	7
3:15	0	0	0	1	0	1	0	1	0	0	0	0	0	3
3:30	0	0	0	0	1	1	1	0	0	1	0	0	0	4
3:45	0	0	0	0	3	3	3	0	0	0	0	0	0	9
4:00	0	0	0	0	0	0	1	1	0	0	0	0	0	2
4:15	0	0	0	0	1	0	2	0	0	0	0	0	0	3
4:30	0	0	0	0	0	1	1	1	0	1	1	0	0	5
4:45	0	0	0	0	2	0	4	3	0	0	0	0	0	9
5:00	0	0	0	0	0	2	4	2	0	0	0	0	0	8
5:15	0	0	0	2	1	6	5	4	2	0	0	0	0	20
5:30	0	0	0	0	6	1	3	2	1	0	0	0	0	13
5:45	0	0	0	0	3	11	7	3	0	0	0	0	0	24
6:00	0	0	0	0	5	10	12	5	1	0	1	0	0	34
6:15	0	0	2	0	3	6	11	9	2	0	0	0	0	33
6:30	0	0	0	2	5	21	12	1	1	0	0	0	0	42
6:45	0	0	1	6	14	27	14	6	3	0	0	0	0	71
7:00	1	0	0	2	17	22	15	3	4	0	0	0	0	64
7:15	0	0	1	14	15	20	16	7	5	0	0	0	0	78
7:30	1	0	5	5	21	30	36	13	2	0	0	0	0	113
7:45	1	1	7	13	29	62	30	7	1	1	0	0	0	152
8:00	0	4	14	26	34	49	16	8	3	1	0	0	0	155
8:15	0	2	5	9	18	40	35	5	1	0	0	0	0	115
8:30	1	3	12	18	36	41	15	3	0	0	0	0	0	129
8:45	1	2	1	10	37	49	42	7	3	1	1	0	0	154
9:00	0	0	2	13	34	60	22	3	2	0	0	0	0	136
9:15	0	1	11	11	35	29	33	6	0	0	0	0	0	126
9:30	1	0	2	12	23	54	28	5	4	0	0	0	0	129
9:45	2	7	7	19	54	49	26	9	2	0	0	0	0	175
10:00	0	1	12	27	41	51	17	3	2	1	0	0	0	155
10:15	1	3	13	34	29	42	21	4	1	0	0	0	0	148
10:30	0	0	7	19	51	47	22	3	2	0	0	0	0	151
10:45	0	4	12	46	44	50	17	4	0	0	0	0	0	177
11:00	0	1	8	26	52	46	20	2	0	0	0	0	0	155
11:15	1	3	4	14	62	56	15	3	0	0	0	0	0	158
11:30	0	5	8	30	70	44	11	2	0	0	0	0	0	170
11:45	0	6	13	32	53	49	17	3	0	0	0	0	0	173
12:00 PM	0	3	11	20	69	62	16	5	0	0	0	0	0	186
12:15	0	7	22	26	67	52	14	2	0	0	0	0	0	190
12:30	0	6	10	25	60	53	31	6	0	0	0	0	0	191
12:45	2	4	13	21	68	63	25	3	0	0	0	0	0	199
13:00	2	1	8	31	53	58	24	5	0	0	0	0	0	182
13:15	1	3	4	13	50	48	15	6	0	0	0	0	0	140
13:30	1	4	13	22	67	57	14	10	1	0	0	0	0	189
13:45	0	3	8	23	59	54	21	6	2	0	0	0	0	176
14:00	1	1	10	26	55	45	31	1	1	0	0	0	0	171
14:15	1	0	13	24	90	58	29	4	0	0	0	0	0	219
14:30	0	5	11	32	65	63	22	5	0	0	0	0	0	203
14:45	4	7	17	33	60	59	30	4	1	0	0	0	0	215
15:00	11	21	34	43	57	43	14	3	0	0	0	0	0	226
15:15	1	9	18	36	92	55	25	6	2	0	0	0	0	244
15:30	5	5	11	30	58	70	27	7	0	0	0	0	0	213
15:45	0	0	2	41	76	64	19	4	1	1	0	0	0	208
16:00	6	14	28	31	55	57	26	6	2	0	0	0	0	225
16:15	0	3	5	26	77	53	27	3	0	1	0	0	0	195
16:30	2	4	14	29	54	69	34	4	1	0	0	0	0	211
16:45	5	17	13	38	58	74	32	11	3	0	0	0	0	251
17:00	0	6	15	44	62	61	19	7	1	1	0	0	0	216
17:15	4	13	16	39	84	57	25	5	0	0	0	0	0	243
17:30	0	5	22	30	73	54	19	7	0	0	0	0	0	210
17:45	4	9	12	33	85	76	32	7	2	0	0	0	0	260
18:00	0	2	8	46	69	69	17	5	1	0	0	0	0	217
18:15	0	3	16	45	58	82	20	4	1	0	0	0	0	229
18:30	0	1	13	44	85	63	23	6	0	0	0	0	0	235
18:45	2	5	9	17	56	64	44	9	0	0	0	0	0	206
19:00	0	5	7	25	69	63	31	12	0	0	0	0	0	212
19:15	2	4	14	16	72	56	13	8	2	1	0	0	0	188
19:30	4	4	6	35	39	52	29	4	0	0	0	0	0	173
19:45	0	0	7	12	44	60	28	6	4	1	0	0	0	162
20:00	0	1	6	11	33	48	18	6	2	0	0	0	0	125
20:15	1	3	7	16	35	35	16	4	1	0	0	0	0	118
20:30	2	2	5	13	28	28	14	3	0	0	0	0	0	95
20:45	1	3	6	13	29	29	13	4	1	0	0	0	0	99
21:00	0	2	4	11	23	23	11	3	2	0	0	0	0	79
21:15	1	1	4	10	21	21	10	4	1	0	0	0	0	73
21:30	1	2	5	11	24	24	11	3	1	0	0	0	0	82
21:45	0	1	4	9	19	19	9	2	0	0	0	0	0	63
22:00	0	2	3	8	18	18	8	3	0	0	0	0	0	60
22:15	0	1	5	7	16	16	7	2	0	0	0	0	0	54
22:30	0	4	3	7	15	16	7	1	0	0	0	0	0	53
22:45	0	1	2	6	12	13	6	2	0	0	0	0	0	42
23:00	0	0	3	5	11	12	5	1	0	0	0	0	0	37
23:15	0	1	2	3	9	6	4	0	0	0	0	0	0	25
23:30	0	1	1	4	8	8	4	1	0	0	0	0	0	27
23:45	0	1	1	3	7	7	3	1	0	0	0	0	0	23
Totals	74	243	625	1487	3205	3248	1500	386	78	11	3			10860
% of Totals	1%	2%	6%	14%	30%	30%	14%	4%	1%	0%	0%			100%

AM Volumes	10	43	154	394	811	1011	578	165	45	6	3	0	0	3220
% AM	0%	0%	1%	4%	7%	9%	5%	2%	0%	0%	0%			30%
AM Peak Hour	9:30	11:45	11:45	10:00	11:30	11:45	8:45	7:15	6:45	7:15	3:45			11:45
Volume	4	22	56	126	259	216	125	35	14	2	1			740
PM Volumes	64	200	471	1093	2394	2237	922	221	33	5	0	0	0	7640
% PM	1%	2%	4%	10%	22%	21%	8%	2%	0%	0%				70%
PM Peak Hour	14:45	14:30	14:30	17:45	17:15	17:45	16:00	18:30	19:15	15:30				17:45
Volume	21	42	80	168	311	290	119	35	8	2				941

Directional Peak Periods	AM 7-9			NOON 12-2			PM 4-6			Off Peak Volumes		
All Classes	Volume	⟷	%	Volume	⟷	%	Volume	⟷	%	Volume	⟷	%
	960	⟷	9%	1453	⟷	13%	1811	⟷	17%	6636	⟷	61%

Street Name	Direction	Percentiles					
		15th	50th	Average	85th	95th	ADT
W Olive Ave	East Bound	27	35	34	41	45	10860
W Olive Ave	West Bound	27	36	35	43	48	11326

Prepared by National Data & Surveying Services

SPEED

W Olive Ave Bet. N Griffith Park Dr & S Virginia Ave

Day: Thursday
Date: 2/3/2022

City: Burbank
Project #: CA22_020022_025w

West Bound

Time	< 15	15 - 19	20 - 24	25 - 29	30 - 34	35 - 39	40 - 44	45 - 49	50 - 54	55 - 59	60 - 64	65 - 69	70 +	Total
0:00 AM	0	0	0	0	0	5	5	6	2	1	0	0	0	19
0:15	0	0	0	0	3	9	5	2	1	1	0	0	0	21
0:30	0	0	0	0	2	4	6	4	1	1	0	0	0	18
0:45	0	0	0	0	1	4	1	6	3	1	0	0	0	16
1:00	0	0	0	0	2	3	3	3	0	1	0	0	0	12
1:15	0	0	0	0	0	1	2	1	1	0	0	0	0	5
1:30	0	0	0	0	2	1	1	2	0	1	0	0	0	7
1:45	0	0	0	0	0	3	2	1	2	0	0	0	0	8
2:00	0	0	0	0	1	0	1	6	2	1	0	0	0	11
2:15	0	0	0	0	1	2	1	2	0	0	0	0	0	6
2:30	0	0	0	0	1	3	4	4	1	0	0	0	0	13
2:45	0	0	0	0	2	1	1	1	1	0	0	0	0	6
3:00	0	0	0	0	0	2	2	2	1	1	0	0	0	8
3:15	0	0	0	0	0	1	1	1	0	0	0	0	0	3
3:30	0	0	0	1	1	0	2	2	0	0	0	0	0	6
3:45	0	0	0	1	0	1	3	0	1	1	0	0	0	7
4:00	0	0	0	0	1	3	3	0	0	0	0	0	0	7
4:15	0	0	0	1	1	2	1	2	3	1	0	0	0	11
4:30	0	0	0	0	0	2	2	2	0	0	0	0	0	6
4:45	0	0	0	0	0	7	2	6	2	2	0	0	0	19
5:00	0	1	0	1	2	5	13	1	2	1	0	0	0	26
5:15	0	0	0	1	2	8	6	7	2	0	1	0	0	27
5:30	0	0	0	0	1	9	12	9	1	2	0	0	0	34
5:45	0	0	0	0	1	3	12	11	1	2	0	0	0	30
6:00	0	0	0	4	3	10	16	7	2	1	0	0	0	43
6:15	0	0	1	1	0	16	20	12	2	0	0	0	0	52
6:30	1	1	1	2	19	18	26	10	5	0	0	0	0	83
6:45	0	0	2	5	16	23	31	10	7	0	0	0	0	94
7:00	1	1	0	1	7	35	32	22	4	0	1	0	0	104
7:15	0	0	5	5	19	34	40	24	3	0	0	0	0	130
7:30	0	0	2	9	48	66	39	7	2	1	0	0	0	174
7:45	1	0	9	29	37	61	40	16	1	0	0	0	0	194
8:00	0	0	0	14	38	51	56	17	5	2	0	0	0	183
8:15	1	1	3	9	44	64	45	7	1	2	0	0	0	177
8:30	1	0	0	4	33	54	51	19	2	0	0	0	0	164
8:45	0	0	0	9	32	43	56	22	2	0	0	0	0	164
9:00	0	0	0	13	25	36	41	11	2	1	0	0	0	129
9:15	0	0	0	11	25	63	63	12	3	0	0	0	0	177
9:30	1	0	5	12	31	48	39	13	7	0	0	0	0	156
9:45	0	0	2	12	26	42	49	18	4	2	0	0	0	155
10:00	1	0	15	18	30	42	23	6	2	0	0	0	0	137
10:15	1	8	42	34	38	31	14	4	0	0	0	0	0	172
10:30	7	22	34	29	39	25	13	1	0	0	0	0	0	170
10:45	0	11	20	48	36	25	12	5	1	0	0	0	0	158
11:00	0	5	25	48	37	21	17	4	0	0	0	0	0	157
11:15	2	3	43	48	45	23	8	2	0	0	0	0	0	174
11:30	1	6	18	44	63	42	14	2	0	0	0	0	0	190
11:45	2	33	44	48	39	27	12	5	0	0	0	0	0	210
12:00 PM	4	8	42	55	47	28	8	3	0	0	0	0	0	195
12:15	3	33	45	63	33	30	10	4	0	0	0	0	0	221
12:30	9	31	37	42	39	40	6	4	0	0	0	0	0	208
12:45	13	39	40	47	50	20	8	0	0	0	0	0	0	217
13:00	0	14	40	34	59	27	21	5	1	0	0	0	0	201
13:15	1	0	1	17	43	71	48	12	0	0	0	0	0	193
13:30	0	0	6	40	51	23	19	11	3	0	0	0	0	153
13:45	0	0	3	21	45	47	36	15	4	0	0	0	0	171
14:00	0	0	12	56	47	35	25	8	2	0	0	0	0	185
14:15	0	3	12	26	42	34	35	11	6	1	1	0	0	171
14:30	2	0	4	29	53	72	42	5	1	0	0	0	0	208
14:45	1	12	26	48	53	31	14	2	1	1	0	0	0	189
15:00	1	0	12	76	57	22	9	2	0	0	0	0	0	179
15:15	1	1	7	51	73	29	21	6	1	0	0	0	0	190
15:30	1	0	18	42	39	48	28	10	1	0	0	0	0	187
15:45	1	5	12	22	59	59	23	12	2	0	0	0	0	195
16:00	0	1	19	36	47	48	20	5	0	0	0	0	0	176
16:15	1	0	14	41	45	32	27	8	1	0	0	0	0	169
16:30	0	5	10	28	45	46	30	8	2	0	0	0	0	174
16:45	0	1	2	20	34	56	47	18	3	1	0	0	0	182
17:00	0	0	2	26	74	59	26	9	2	0	0	0	0	198
17:15	0	0	1	20	46	86	35	16	3	1	0	0	0	208
17:30	0	5	7	34	66	67	23	12	1	0	0	0	0	215
17:45	0	0	0	13	67	77	19	15	2	0	0	0	0	193
18:00	2	0	3	27	75	70	25	4	1	0	0	0	0	207
18:15	0	1	9	18	55	56	30	8	1	0	0	0	0	178
18:30	0	0	3	11	59	83	25	10	0	1	0	0	0	192
18:45	0	1	4	7	67	66	32	9	2	1	0	0	0	189
19:00	1	0	1	6	34	77	38	11	2	0	0	0	0	170
19:15	0	0	0	15	38	70	32	9	3	0	0	0	0	167
19:30	0	0	3	4	48	63	35	6	4	0	0	0	0	163
19:45	0	1	2	7	43	78	29	15	2	0	0	0	0	177
20:00	0	0	2	11	45	50	26	8	5	0	0	0	0	147
20:15	0	0	0	13	40	45	32	15	2	1	0	0	0	148
20:30	0	1	1	3	14	36	21	12	2	0	0	0	0	90
20:45	0	0	0	6	22	47	31	8	4	1	0	0	0	119
21:00	0	0	2	4	8	43	49	10	3	1	0	0	0	120
21:15	0	0	2	0	31	56	32	9	2	2	0	0	0	134
21:30	0	0	0	1	8	22	29	23	2	0	0	0	0	85
21:45	0	0	0	3	13	53	35	10	3	0	0	0	0	117
22:00	0	0	0	3	5	25	27	18	6	0	0	0	0	84
22:15	0	0	1	1	20	34	22	9	1	0	0	0	0	88
22:30	0	0	1	3	16	13	24	11	1	0	0	0	0	69
22:45	0	0	0	0	4	22	29	12	1	0	0	0	0	68
23:00	0	0	0	0	4	12	13	10	2	1	0	0	0	42
23:15	0	0	0	1	5	6	9	8	0	1	0	0	0	30
23:30	0	0	0	2	5	9	18	8	1	0	0	0	0	43
23:45	0	1	0	0	1	11	13	19	3	0	0	0	0	48
Totals	61	255	677	1495	2628	3113	2084	800	171	39	3			11326
% of Totals	1%	2%	6%	13%	23%	27%	18%	7%	2%	0%	0%			100%

AM Volumes	20	92	271	462	754	975	848	337	82	26	2	0	0	3873
% AM	0%	1%	2%	4%	7%	9%	7%	3%	1%	0%	0%			34%
AM Peak Hour	11:45	11:45	11:45	11:30	11:15	7:30	8:30	7:00	6:30	4:45	4:30			11:45
Volume	18	105	168	210	194	242	211	69	19	5	1			834
PM Volumes	41	163	406	1033	1874	2134	1236	463	89	13	1	0	0	7453
% PM	0%	1%	4%	9%	17%	19%	11%	4%	1%	0%	0%			66%
PM Peak Hour	12:00	12:15	12:00	14:45	17:30	17:15	21:00	21:15	13:30	20:30	13:30			12:15
Volume	29	117	164	217	263	300	145	60	15	4	1			847

Directional Peak Periods	AM 7-9			NOON 12-2			PM 4-6			Off Peak Volumes		
All Classes	Volume	⟷	%	Volume	⟷	%	Volume	⟷	%	Volume	⟷	%
	1290		11%	1559		14%	1515		13%	6962		61%

Street Name	Direction	Percentiles					
		15th	50th	Average	85th	95th	ADT
W Olive Ave	East Bound	27	35	34	41	45	10860
W Olive Ave	West Bound	27	36	35	43	48	11326

Prepared by National Data & Surveying Services

SPEED

W Olive Ave Bet. N Griffith Park Dr & S Virginia Ave

Day: Thursday
Date: 2/3/2022

City: Burbank
Project #: CA22_020022_025

Summary

Time	< 15	15 - 19	20 - 24	25 - 29	30 - 34	35 - 39	40 - 44	45 - 49	50 - 54	55 - 59	60 - 64	65 - 69	70 +	Total
0:00 AM	0	0	2	0	2	8	13	7	2	1	0	0	0	35
0:15	0	0	1	0	3	14	10	6	2	1	0	0	0	37
0:30	0	0	1	0	5	8	11	7	1	1	0	0	0	34
0:45	0	0	0	0	3	5	2	8	3	1	0	0	0	22
1:00	0	0	0	1	2	5	5	3	0	1	0	0	0	17
1:15	0	0	1	0	1	5	5	4	1	0	0	0	0	17
1:30	0	0	0	0	2	6	7	2	2	1	0	0	0	20
1:45	0	0	1	0	0	4	3	4	2	0	0	0	0	14
2:00	0	0	1	1	1	2	7	7	2	1	0	0	0	22
2:15	0	0	0	0	2	3	1	8	0	0	0	0	0	14
2:30	0	0	0	0	3	3	8	5	1	0	0	0	0	20
2:45	0	0	0	0	2	2	3	2	1	0	0	0	0	10
3:00	0	0	0	1	1	4	3	4	1	1	0	0	0	15
3:15	0	0	0	1	0	2	1	2	0	0	0	0	0	6
3:30	0	0	0	1	2	1	3	2	0	1	0	0	0	10
3:45	0	0	0	1	3	4	6	0	1	1	0	0	0	16
4:00	0	0	0	0	1	3	4	1	0	0	0	0	0	9
4:15	0	0	0	1	2	2	3	2	3	1	0	0	0	14
4:30	0	0	0	0	0	3	3	3	0	1	1	0	0	11
4:45	0	0	0	0	2	7	6	9	2	2	0	0	0	28
5:00	0	1	0	1	2	7	17	3	2	1	0	0	0	34
5:15	0	0	0	3	3	14	11	11	4	0	1	0	0	47
5:30	0	0	0	0	7	10	15	11	2	2	0	0	0	47
5:45	0	0	0	0	4	14	19	14	1	2	0	0	0	54
6:00	0	0	0	4	8	20	28	12	3	1	1	0	0	77
6:15	0	0	3	1	3	22	31	21	4	0	0	0	0	85
6:30	1	1	1	4	24	39	38	11	6	0	0	0	0	125
6:45	0	0	3	11	30	50	45	16	10	0	0	0	0	165
7:00	2	1	0	3	24	57	47	25	8	0	1	0	0	168
7:15	0	0	6	19	34	54	56	31	8	0	0	0	0	208
7:30	1	0	7	14	69	96	75	20	4	1	0	0	0	287
7:45	2	1	16	42	66	123	70	23	2	1	0	0	0	346
8:00	0	4	14	40	72	100	72	25	8	3	0	0	0	338
8:15	1	3	8	18	62	104	80	12	2	2	0	0	0	292
8:30	2	3	12	22	69	95	66	22	2	0	0	0	0	293
8:45	1	2	1	19	69	92	98	29	5	1	1	0	0	318
9:00	0	0	2	26	59	96	63	14	4	1	0	0	0	265
9:15	0	1	11	22	60	92	96	18	3	0	0	0	0	303
9:30	2	0	7	24	54	102	67	18	11	0	0	0	0	285
9:45	2	7	9	31	80	91	75	27	6	2	0	0	0	330
10:00	1	1	27	45	71	93	40	9	4	1	0	0	0	292
10:15	2	11	55	68	67	73	35	8	1	0	0	0	0	320
10:30	7	22	41	48	90	72	35	4	2	0	0	0	0	321
10:45	0	15	32	94	80	75	29	9	1	0	0	0	0	335
11:00	0	6	33	74	89	67	37	6	0	0	0	0	0	312
11:15	3	6	47	62	107	79	23	5	0	0	0	0	0	332
11:30	1	11	26	74	133	86	25	4	0	0	0	0	0	360
11:45	2	39	57	80	92	76	29	8	0	0	0	0	0	383
12:00 PM	4	11	53	75	116	90	24	8	0	0	0	0	0	381
12:15	3	40	67	89	100	82	24	6	0	0	0	0	0	411
12:30	9	37	47	67	99	93	37	10	0	0	0	0	0	399
12:45	15	43	53	68	118	83	33	3	0	0	0	0	0	416
13:00	2	15	48	65	112	85	45	10	1	0	0	0	0	383
13:15	2	3	5	30	93	119	63	18	0	0	0	0	0	333
13:30	1	4	19	62	118	80	33	21	4	0	0	0	0	342
13:45	0	3	11	44	104	101	57	21	6	0	0	0	0	347
14:00	1	1	22	82	102	80	56	9	3	0	0	0	0	356
14:15	1	3	25	50	132	92	64	15	6	1	1	0	0	390
14:30	2	5	15	61	118	135	64	10	1	0	0	0	0	411
14:45	5	19	43	81	113	90	44	6	2	1	0	0	0	404
15:00	12	21	46	119	114	65	23	5	0	0	0	0	0	405
15:15	2	10	25	87	165	84	46	12	3	0	0	0	0	434
15:30	6	5	29	72	97	118	55	17	1	0	0	0	0	400
15:45	1	5	14	63	135	123	42	16	3	1	0	0	0	403
16:00	6	15	47	67	102	105	46	11	2	0	0	0	0	401
16:15	1	3	19	67	122	85	54	11	1	1	0	0	0	364
16:30	2	9	24	57	99	115	64	12	3	0	0	0	0	385
16:45	5	18	15	58	92	130	79	29	6	1	0	0	0	433
17:00	0	6	17	70	136	120	45	16	3	1	0	0	0	414
17:15	4	13	17	59	130	143	60	21	3	1	0	0	0	451
17:30	0	10	29	64	139	121	42	19	1	0	0	0	0	425
17:45	4	9	12	46	152	153	51	22	4	0	0	0	0	453
18:00	2	2	11	73	144	139	42	9	2	0	0	0	0	424
18:15	0	4	25	63	113	138	50	12	2	0	0	0	0	407
18:30	0	1	16	55	144	146	48	16	0	1	0	0	0	427
18:45	2	6	13	24	123	130	76	18	2	1	0	0	0	395
19:00	1	5	8	31	103	140	69	23	2	0	0	0	0	382
19:15	2	4	14	31	110	126	45	17	5	1	0	0	0	355
19:30	4	4	9	39	87	115	64	10	4	0	0	0	0	336
19:45	0	1	9	19	87	138	57	21	6	1	0	0	0	339
20:00	0	1	8	22	78	98	44	14	7	0	0	0	0	272
20:15	1	3	7	29	75	80	48	19	3	1	0	0	0	266
20:30	2	3	6	16	42	64	35	15	2	0	0	0	0	185
20:45	1	3	6	19	51	76	44	12	5	1	0	0	0	218
21:00	0	2	6	15	31	66	60	13	5	1	0	0	0	199
21:15	1	1	6	10	52	77	42	13	3	2	0	0	0	207
21:30	1	2	5	12	32	46	40	26	3	0	0	0	0	167
21:45	0	1	4	12	32	72	44	12	3	0	0	0	0	180
22:00	0	2	3	11	23	43	35	21	6	0	0	0	0	144
22:15	0	1	6	8	36	50	29	11	1	0	0	0	0	142
22:30	0	4	4	10	31	29	31	12	1	0	0	0	0	122
22:45	0	1	2	6	16	35	35	14	1	0	0	0	0	110
23:00	0	0	3	5	15	24	18	11	2	1	0	0	0	79
23:15	0	1	2	4	14	12	13	8	0	1	0	0	0	55
23:30	0	1	1	6	13	17	22	9	1	0	0	0	0	70
23:45	0	2	1	3	8	18	16	20	3	0	0	0	0	71
Totals	135	498	1302	2982	5831	6361	3584	1186	249	50	6			22186
% of Totals	1%	2%	6%	13%	26%	29%	16%	5%	1%	0%	0%			100%

AM Volumes	30	135	425	856	1565	1990	1426	502	127	32	5	0	0	7093
% AM	0%	1%	2%	4%	7%	9%	6%	2%	1%	0%	0%			32%
AM Peak Hour	11:45	11:45	11:45	11:30	11:15	7:30	8:45	7:00	6:30	7:30	4:30			11:45
Volume	18	127	224	318	448	423	324	99	32	7	2			1574
PM Volumes	165	363	877	2126	4268	4371	2158	684	122	18	1	0	0	15093
% PM	0%	2%	4%	10%	19%	20%	10%	3%	1%	0%	0%			68%
PM Peak Hour	12:00	12:15	12:00	14:45	17:15	17:45	18:45	16:45	19:15	20:30	13:30			17:15
Volume	31	135	220	359	565	576	254	85	22	4	1			1753

Directional Peak Periods	AM 7-9			NOON 12-2			PM 4-6			Off Peak Volumes		
All Classes	Volume	⟷	%	Volume	⟷	%	Volume	⟷	%	Volume	⟷	%
	2250		10%	3012		14%	3326		15%	13598		61%

Street Name	Direction	Percentiles					
		15th	50th	Average	85th	95th	ADT
W Olive Ave	Summary	27	35	35	42	47	22186

Prepared by National Data & Surveying Services

SPEED

W Olive Ave Bet. N Griffith Park Dr & S Virginia Ave

Day: Thursday
Date: 2/3/2022

City: Burbank
Project #: CA22_020022_025e

East Bound

Time	< 15	15 - 19	20 - 24	25 - 29	30 - 34	35 - 39	40 - 44	45 - 49	50 - 54	55 - 59	60 - 64	65 - 69	70 +	Total
0:00 AM	0	0	4	0	7	13	19	10	1	0	0	0	0	54
1:00	0	0	2	1	1	12	12	6	2	0	0	0	0	36
2:00	0	0	1	1	3	4	12	9	0	0	0	0	0	30
3:00	0	0	0	2	5	7	5	3	0	1	0	0	0	23
4:00	0	0	0	0	3	1	8	5	0	1	1	0	0	19
5:00	0	0	0	2	10	20	19	11	3	0	0	0	0	65
6:00	0	0	3	8	27	64	49	21	7	0	1	0	0	180
7:00	3	1	13	34	82	134	97	30	12	1	0	0	0	407
8:00	2	11	32	63	125	179	108	23	7	2	1	0	0	553
9:00	3	8	22	55	146	192	109	23	8	0	0	0	0	566
10:00	1	8	44	126	165	190	77	14	5	1	0	0	0	631
11:00	1	15	33	102	237	195	63	10	0	0	0	0	0	656
12:00 PM	2	20	56	92	264	230	86	16	0	0	0	0	0	766
13:00	4	11	33	89	229	217	74	27	3	0	0	0	0	687
14:00	6	13	51	115	270	225	112	14	2	0	0	0	0	808
15:00	17	35	65	150	283	232	85	20	3	1	0	0	0	891
16:00	13	38	60	124	244	253	119	24	6	1	0	0	0	882
17:00	8	33	65	146	304	248	95	26	3	1	0	0	0	929
18:00	2	11	46	152	268	278	104	24	2	0	0	0	0	887
19:00	6	13	34	88	224	231	101	30	6	2	0	0	0	735
20:00	4	9	24	53	125	140	61	17	4	0	0	0	0	437
21:00	2	6	17	41	87	87	41	12	4	0	0	0	0	297
22:00	0	8	13	28	61	63	28	8	0	0	0	0	0	209
23:00	0	3	7	15	35	33	16	3	0	0	0	0	0	112
Totals	74	243	625	1487	3205	3248	1500	386	78	11	3			10860
% of Totals	1%	2%	6%	14%	30%	30%	14%	4%	1%	0%	0%			100%

AM Volumes	10	43	154	394	811	1011	578	165	45	6	3	0	0	3220
% AM	0%	0%	1%	4%	7%	9%	5%	2%	0%	0%	0%			30%
AM Peak Hour	7:00	11:00	10:00	10:00	11:00	11:00	9:00	7:00	7:00	8:00	4:00			11:00
Volume	3	15	44	126	237	195	109	30	12	2	1			656
PM Volumes	64	200	471	1093	2394	2237	922	221	33	5	0	0	0	7640
% PM	1%	2%	4%	10%	22%	21%	8%	2%	0%	0%				70%
PM Peak Hour	15:00	16:00	15:00	18:00	17:00	18:00	16:00	19:00	16:00	19:00				17:00
Volume	17	38	65	152	304	278	119	30	6	2				929

Directional Peak Periods	AM 7-9			NOON 12-2			PM 4-6			Off Peak Volumes		
All Speeds	Volume		%	Volume		%	Volume		%	Volume		%
	960	↔	9%	1453	↔	13%	1811	↔	17%	6636	↔	61%

Street Name	Direction	Percentiles					
		15th	50th	Average	85th	95th	ADT
W Olive Ave	East Bound	27	35	34	41	45	10860
W Olive Ave	West Bound	27	36	35	43	48	11326

Prepared by National Data & Surveying Services

SPEED

W Olive Ave Bet. N Griffith Park Dr & S Virginia Ave

Day: Thursday
Date: 2/3/2022

City: Burbank
Project #: CA22_020022_025w

West Bound

Time	< 15	15 - 19	20 - 24	25 - 29	30 - 34	35 - 39	40 - 44	45 - 49	50 - 54	55 - 59	60 - 64	65 - 69	70 +	Total
0:00 AM	0	0	0	0	6	22	17	18	7	4	0	0	0	**74**
1:00	0	0	0	0	4	8	8	7	3	2	0	0	0	**32**
2:00	0	0	0	0	5	6	7	13	4	1	0	0	0	**36**
3:00	0	0	0	2	1	4	8	5	2	2	0	0	0	**24**
4:00	0	0	0	1	2	14	8	10	5	3	0	0	0	**43**
5:00	0	1	0	2	6	25	43	28	6	5	1	0	0	**117**
6:00	1	1	4	12	38	67	93	39	16	1	0	0	0	**272**
7:00	2	1	16	44	111	196	151	69	10	1	1	0	0	**602**
8:00	2	1	3	36	147	212	208	65	10	4	0	0	0	**688**
9:00	1	0	7	48	107	189	192	54	16	3	0	0	0	**617**
10:00	9	41	111	129	143	123	62	16	3	0	0	0	0	**637**
11:00	5	47	130	188	184	113	51	13	0	0	0	0	0	**731**
12:00 PM	29	111	164	207	169	118	32	11	0	0	0	0	0	**841**
13:00	1	14	50	112	198	168	124	43	8	0	0	0	0	**718**
14:00	3	15	54	159	195	172	116	26	10	2	1	0	0	**753**
15:00	4	6	49	191	228	158	81	30	4	0	0	0	0	**751**
16:00	1	7	45	125	171	182	124	39	6	1	0	0	0	**701**
17:00	0	5	10	93	253	289	103	52	8	1	0	0	0	**814**
18:00	2	2	19	63	256	275	112	31	4	2	0	0	0	**766**
19:00	1	1	6	32	163	288	134	41	11	0	0	0	0	**677**
20:00	0	1	3	33	121	178	110	43	13	2	0	0	0	**504**
21:00	0	0	4	8	60	174	145	52	10	3	0	0	0	**456**
22:00	0	0	2	7	45	94	102	50	9	0	0	0	0	**309**
23:00	0	1	0	3	15	38	53	45	6	2	0	0	0	**163**
Totals	**61**	**255**	**677**	**1495**	**2628**	**3113**	**2084**	**800**	**171**	**39**	**3**			**11326**
% of Totals	1%	2%	6%	13%	23%	27%	18%	7%	2%	0%	0%			100%

AM Volumes	20	92	271	462	754	979	848	337	82	26	2	0	0	3873
% AM	0%	1%	2%	4%	7%	9%	7%	3%	1%	0%	0%			34%
AM Peak Hour	10:00	11:00	11:00	11:00	11:00	8:00	8:00	7:00	6:00	5:00	5:00			11:00
Volume	9	47	130	188	184	212	208	69	16	5	1			731
PM Volumes	41	163	406	1033	1874	2134	1236	463	89	13	1	0	0	7453
% PM	0%	1%	4%	9%	17%	19%	11%	4%	1%	0%	0%			66%
PM Peak Hour	12:00	12:00	12:00	12:00	18:00	17:00	21:00	17:00	20:00	21:00	14:00			12:00
Volume	29	111	164	207	256	289	145	52	13	3	1			841

Directional Peak Periods	**AM 7-9**			**NOON 12-2**			**PM 4-6**			**Off Peak Volumes**		
All Speeds	Volume		%	Volume		%	Volume		%	Volume		%
	1290	↔	11%	1559	↔	14%	1515	↔	13%	6962	↔	61%

Street Name	Direction	Percentiles					
		15th	50th	Average	85th	95th	ADT
W Olive Ave	East Bound	27	35	34	41	45	10860
W Olive Ave	West Bound	27	36	35	43	48	11326

Prepared by National Data & Surveying Services

SPEED

W Olive Ave Bet. N Griffith Park Dr & S Virginia Ave

Day: Thursday
Date: 2/3/2022

City: Burbank
Project #: CA22_020022_025

Summary

Time	< 15	15 - 19	20 - 24	25 - 29	30 - 34	35 - 39	40 - 44	45 - 49	50 - 54	55 - 59	60 - 64	65 - 69	70 +	Total
0:00 AM	0	0	4	0	13	35	36	28	8	4	0	0	0	**128**
1:00	0	0	2	1	5	20	20	13	5	2	0	0	0	**68**
2:00	0	0	1	1	8	10	19	22	4	1	0	0	0	**66**
3:00	0	0	0	4	6	11	13	8	2	3	0	0	0	**47**
4:00	0	0	0	1	5	15	16	15	5	4	1	0	0	**62**
5:00	0	1	0	4	16	45	62	39	9	5	1	0	0	**182**
6:00	1	1	7	20	65	131	142	60	23	1	1	0	0	**452**
7:00	5	2	29	78	193	330	248	99	22	2	1	0	0	**1009**
8:00	4	12	35	99	272	391	316	88	17	6	1	0	0	**1241**
9:00	4	8	29	103	253	381	301	77	24	3	0	0	0	**1183**
10:00	10	49	155	255	308	313	139	30	8	1	0	0	0	**1268**
11:00	6	62	163	290	421	308	114	23	0	0	0	0	0	**1387**
12:00 PM	31	131	220	299	433	348	118	27	0	0	0	0	0	**1607**
13:00	5	25	83	201	427	385	198	70	11	0	0	0	0	**1405**
14:00	9	28	105	274	465	397	228	40	12	2	1	0	0	**1561**
15:00	21	41	114	341	511	390	166	50	7	1	0	0	0	**1642**
16:00	14	45	105	249	415	435	243	63	12	2	0	0	0	**1583**
17:00	8	38	75	239	557	537	198	78	11	2	0	0	0	**1743**
18:00	4	13	65	215	524	553	216	55	6	2	0	0	0	**1653**
19:00	7	14	40	120	387	519	235	71	17	2	0	0	0	**1412**
20:00	4	10	27	86	246	318	171	60	17	2	0	0	0	**941**
21:00	2	6	21	49	147	261	186	64	14	3	0	0	0	**753**
22:00	0	8	15	35	106	157	130	58	9	0	0	0	0	**518**
23:00	0	4	7	18	50	71	69	48	6	2	0	0	0	**275**
Totals	**135**	**498**	**1302**	**2982**	**5833**	**6361**	**3584**	**1186**	**249**	**50**	**6**			**22186**
% of Totals	1%	2%	6%	13%	26%	29%	16%	5%	1%	0%	0%			100%

AM Volumes	30	135	425	856	1565	1990	1426	502	127	32	5	0	0	7093
% AM	0%	1%	2%	4%	7%	9%	6%	2%	1%	0%	0%			32%
AM Peak Hour	10:00	11:00	11:00	11:00	11:00	8:00	8:00	7:00	9:00	8:00	4:00			11:00
Volume	10	62	163	290	421	391	316	99	24	6	1			1387
PM Volumes	105	363	877	2126	4268	4371	2158	684	122	18	1	0	0	15093
% PM	0%	2%	4%	10%	19%	20%	10%	3%	1%	0%	0%			68%
PM Peak Hour	12:00	12:00	12:00	15:00	17:00	18:00	16:00	17:00	19:00	21:00	14:00			17:00
Volume	31	131	220	341	557	553	243	78	17	3	1			1743

Directional Peak Periods	**AM 7-9**			**NOON 12-2**			**PM 4-6**			**Off Peak Volumes**		
All Speeds	Volume		%	Volume		%	Volume		%	Volume		%
	2250	↔	10%	3012	↔	14%	3326	↔	15%	13598	↔	61%

Street Name	Direction	Percentiles					
		15th	50th	Average	85th	95th	ADT
W Olive Ave	Summary	27	35	35	42	47	22186

Prepared by NDS/ATD

Prepared by National Data & Surveying Services

VOLUME

W Olive Ave Bet. N Griffith Park Dr & S Virginia Ave

Day: Thursday
Date: 2/3/2022

City: Burbank
Project #: CA22_020022_025

DAILY TOTALS	NB	SB	EB	WB	Total
	0	0	10,860	11,326	22,186

AM Period	NB	SB	EB		WB		TOTAL		PM Period	NB	SB	EB		WB		TOTAL	
0:00	0	0	16		19		35		12:00	0	0	186		195		381	
0:15	0	0	16		21		37		12:15	0	0	190		221		411	
0:30	0	0	16		18		34		12:30	0	0	191		208		399	
0:45	0	0	6	54	16	74	22	128	12:45	0	0	199	766	217	841	416	1607
1:00	0	0	5		12		17		13:00	0	0	182		201		383	
1:15	0	0	12		5		17		13:15	0	0	140		193		333	
1:30	0	0	13		7		20		13:30	0	0	189		153		342	
1:45	0	0	6	36	8	32	14	68	13:45	0	0	176	687	171	718	347	1405
2:00	0	0	11		11		22		14:00	0	0	171		185		356	
2:15	0	0	8		6		14		14:15	0	0	219		171		390	
2:30	0	0	7		13		20		14:30	0	0	203		208		411	
2:45	0	0	4	30	6	36	10	66	14:45	0	0	215	808	189	753	404	1561
3:00	0	0	7		8		15		15:00	0	0	226		179		405	
3:15	0	0	3		3		6		15:15	0	0	244		190		434	
3:30	0	0	4		6		10		15:30	0	0	213		187		400	
3:45	0	0	9	23	7	24	16	47	15:45	0	0	208	891	195	751	403	1642
4:00	0	0	2		7		9		16:00	0	0	225		176		401	
4:15	0	0	3		11		14		16:15	0	0	195		169		364	
4:30	0	0	5		6		11		16:30	0	0	211		174		385	
4:45	0	0	9	19	19	43	28	62	16:45	0	0	251	882	182	701	433	1583
5:00	0	0	8		26		34		17:00	0	0	216		198		414	
5:15	0	0	20		27		47		17:15	0	0	243		208		451	
5:30	0	0	13		34		47		17:30	0	0	210		215		425	
5:45	0	0	24	65	30	117	54	182	17:45	0	0	260	929	193	814	453	1743
6:00	0	0	34		43		77		18:00	0	0	217		207		424	
6:15	0	0	33		52		85		18:15	0	0	229		178		407	
6:30	0	0	42		83		125		18:30	0	0	235		192		427	
6:45	0	0	71	180	94	272	165	452	18:45	0	0	206	887	189	766	395	1653
7:00	0	0	64		104		168		19:00	0	0	212		170		382	
7:15	0	0	78		130		208		19:15	0	0	188		167		355	
7:30	0	0	113		174		287		19:30	0	0	173		163		336	
7:45	0	0	152	407	194	602	346	1009	19:45	0	0	162	735	177	677	339	1412
8:00	0	0	155		183		338		20:00	0	0	125		147		272	
8:15	0	0	115		177		292		20:15	0	0	118		148		266	
8:30	0	0	129		164		293		20:30	0	0	95		90		185	
8:45	0	0	154	553	164	688	318	1241	20:45	0	0	99	437	119	504	218	941
9:00	0	0	136		129		265		21:00	0	0	79		120		199	
9:15	0	0	126		177		303		21:15	0	0	73		134		207	
9:30	0	0	129		156		285		21:30	0	0	82		85		167	
9:45	0	0	175	566	155	617	330	1183	21:45	0	0	63	297	117	456	180	753
10:00	0	0	155		137		292		22:00	0	0	60		84		144	
10:15	0	0	148		172		320		22:15	0	0	54		88		142	
10:30	0	0	151		170		321		22:30	0	0	53		69		122	
10:45	0	0	177	631	158	637	335	1268	22:45	0	0	42	209	68	309	110	518
11:00	0	0	155		157		312		23:00	0	0	37		42		79	
11:15	0	0	158		174		332		23:15	0	0	25		30		55	
11:30	0	0	170		190		360		23:30	0	0	27		43		70	
11:45	0	0	173	656	210	731	383	1387	23:45	0	0	23	112	48	163	71	275
TOTALS				3220		3873		7093	TOTALS				7640		7453		15093
SPLIT %				45.4%		54.6%		32.0%	SPLIT %				50.6%		49.4%		68.0%

DAILY TOTALS	NB	SB	EB	WB	Total
	0	0	10,860	11,326	22,186

AM Peak Hour			11:45	11:45	11:45	PM Peak Hour			17:45	12:15	17:15
AM Pk Volume			740	834	1574	PM Pk Volume			941	847	1753
Pk Hr Factor			0.969	0.943	0.957	Pk Hr Factor			0.905	0.958	0.967
7 - 9 Volume	0	0	960	1290	2250	4 - 6 Volume	0	0	1811	1515	3326
7 - 9 Peak Hour			8:00	7:30	7:45	4 - 6 Peak Hour			17:00	17:00	17:00
7 - 9 Pk Volume	0	0	553	728	1269	4 - 6 Pk Volume	0	0	929	814	1743
Pk Hr Factor	0.000	0.000	0.892	0.938	0.917	Pk Hr Factor	0.000	0.000	0.893	0.947	0.962

Prepared by NDS/ATD

Project #: CA22_020022_025 **City:** Burbank

Location: W Olive Ave Bet. N Griffith Park Dr & S **Date:** 2/3/2022

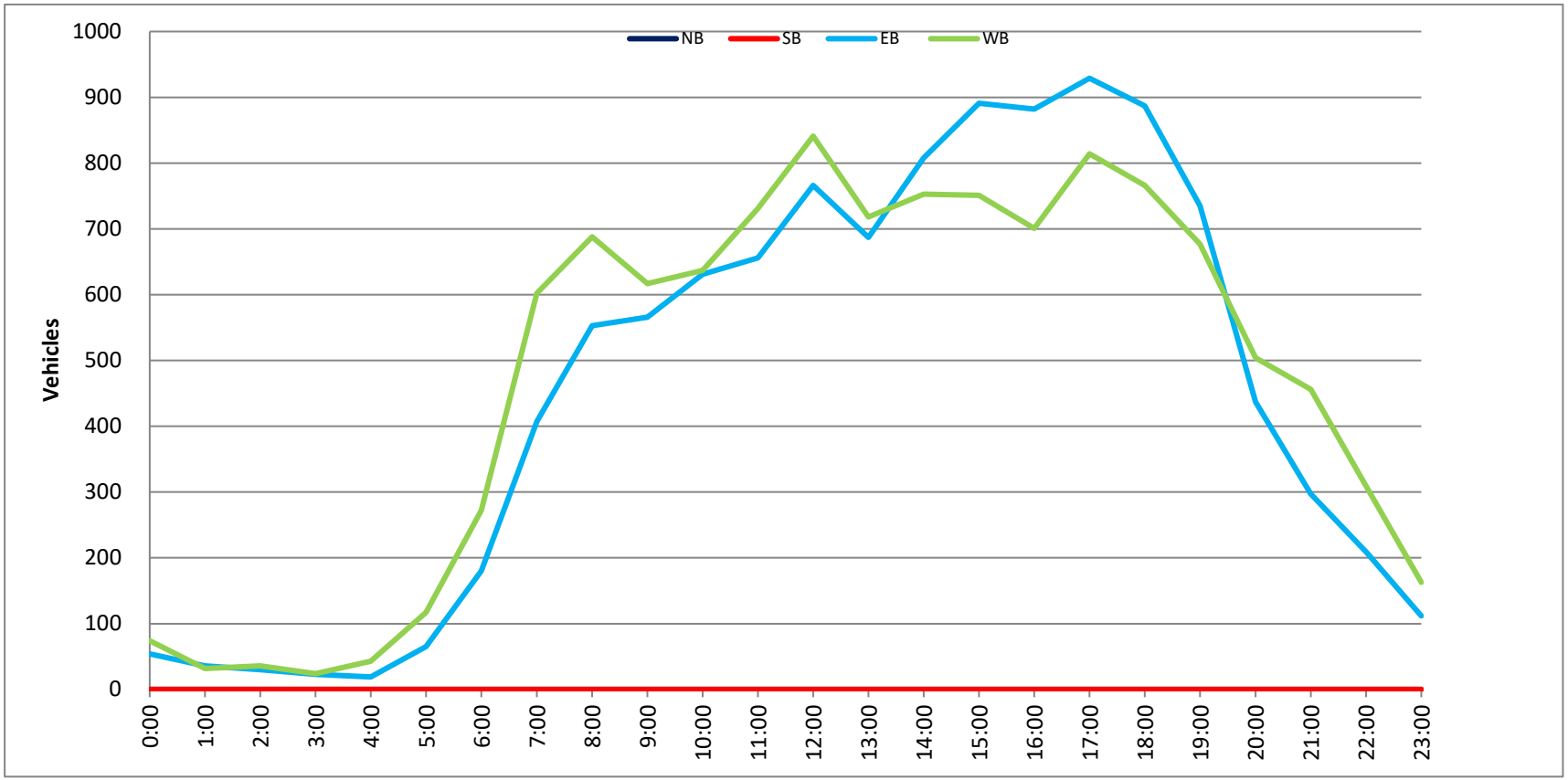

Appendix B

License Plate Entry/Exit Data

January 2022

Prepared by National Data & Surveying Services

License Plate Study

Location: Keystone St & Olive Ave
City: Burbank, CA

Date: 1/18/2022
Day: Tuesday

**NP = No Plate*

AM

Time	Direction	License Plate	Time	Direction	License Plate
7:02 AM	NB	8932	7:00 AM	SB	R018
7:03 AM	NB	E035	7:05 AM	SB	2380
7:06 AM	NB	49G3	7:07 AM	SB	5445
7:09 AM	NB	V039	7:08 AM	SB	N498
7:11 AM	NB	G409	7:09 AM	SB	F321
7:14 AM	NB	H490	7:14 AM	SB	S059
7:17 AM	NB	P611	7:14 AM	SB	Q752
7:23 AM	NB	V889	7:15 AM	SB	J713
7:25 AM	NB	J985	7:17 AM	SB	L658
7:25 AM	NB	U060	7:21 AM	SB	G409
7:30 AM	NB	T712	7:22 AM	SB	T861
7:30 AM	NB	P603	7:24 AM	SB	T841
7:31 AM	NB	J219	7:24 AM	SB	H490
7:31 AM	NB	F343	7:24 AM	SB	W078
7:31 AM	NB	ACA9	7:26 AM	SB	M745
7:32 AM	NB	GG48	7:27 AM	SB	22W2
7:35 AM	NB	S437	7:28 AM	SB	M718
7:36 AM	NB	Y955	7:29 AM	SB	K244
7:36 AM	NB	L845	7:30 AM	SB	T051
7:38 AM	NB	H177	7:31 AM	SB	A893
7:38 AM	NB	U342	7:32 AM	SB	H178
7:40 AM	NB	W677	7:32 AM	SB	K644
7:41 AM	NB	H596	7:34 AM	SB	J989
7:44 AM	NB	W736	7:34 AM	SB	S849
7:44 AM	NB	F306	7:34 AM	SB	8018
7:44 AM	NB	L558	7:34 AM	SB	A711
7:44 AM	NB	IBER	7:35 AM	SB	0004
7:44 AM	NB	60V2	7:35 AM	SB	9073
7:44 AM	NB	W320	7:35 AM	SB	V042
7:44 AM	NB	U030	7:35 AM	SB	T060
7:46 AM	NB	84D0	7:35 AM	SB	M149
7:46 AM	NB	D979	7:37 AM	SB	A131
7:49 AM	NB	J554	7:38 AM	SB	R899
7:49 AM	NB	L546	7:38 AM	SB	W010
7:50 AM	NB	B567	7:38 AM	SB	K169
7:50 AM	NB	5M45	7:39 AM	SB	F801
7:51 AM	NB	C547	7:39 AM	SB	P470
7:52 AM	NB	H403	7:39 AM	SB	A171
7:52 AM	NB	W010	7:39 AM	SB	A461
7:53 AM	NB	M516	7:39 AM	SB	M757
7:53 AM	NB	N078	7:40 AM	SB	W484
7:53 AM	NB	X173	7:40 AM	SB	W736
7:54 AM	NB	5326	7:41 AM	SB	L122
7:54 AM	NB	T096	7:41 AM	SB	4212
7:55 AM	NB	5636	7:41 AM	SB	X115
7:56 AM	NB	P286	7:41 AM	SB	J874
7:57 AM	NB	M059	7:41 AM	SB	8592
7:57 AM	NB	K531	7:42 AM	SB	K266
7:57 AM	NB	X097	7:42 AM	SB	5EGA
7:58 AM	NB	D299	7:42 AM	SB	A845
7:58 AM	NB	B802	7:42 AM	SB	2473
7:59 AM	NB	L937	7:43 AM	SB	6511
8:00 AM	NB	MAMA	7:43 AM	SB	5915
8:00 AM	NB	U138	7:44 AM	SB	W390
8:00 AM	NB	G787	7:44 AM	SB	V196
8:01 AM	NB	W190	7:44 AM	SB	C002
8:02 AM	NB	Y377	7:44 AM	SB	H122
8:03 AM	NB	M876	7:45 AM	SB	BE49
8:05 AM	NB	W698	7:45 AM	SB	Y686
8:06 AM	NB	H782	7:45 AM	SB	M177
8:07 AM	NB	124A	7:45 AM	SB	A007
8:07 AM	NB	Z077	7:45 AM	SB	N128
8:10 AM	NB	V394	7:45 AM	SB	B591
8:10 AM	NB	79H3	7:46 AM	SB	M067
8:11 AM	NB	W390	7:46 AM	SB	G701
8:11 AM	NB	C108	7:47 AM	SB	84F1
8:11 AM	NB	L802	7:47 AM	SB	N090
8:14 AM	NB	1342	7:47 AM	SB	J894
8:16 AM	NB	S899	7:47 AM	SB	T186
8:16 AM	NB	F321	7:48 AM	SB	A487
8:17 AM	NB	D492	7:48 AM	SB	V400
8:21 AM	NB	U525	7:48 AM	SB	M828
8:26 AM	NB	L315	7:48 AM	SB	M076
8:26 AM	NB	W689	7:48 AM	SB	A606
8:28 AM	NB	U969	7:49 AM	SB	N368
8:29 AM	NB	W129	7:50 AM	SB	Y189
8:34 AM	NB	C334	7:50 AM	SB	B097
8:35 AM	NB	G851	7:50 AM	SB	T823
8:36 AM	NB	W484	7:50 AM	SB	Y686
8:37 AM	NB	N087	7:51 AM	SB	C799
8:40 AM	NB	D563	7:51 AM	SB	M553
8:42 AM	NB	M981	7:52 AM	SB	Y657
8:43 AM	NB	N605	7:52 AM	SB	E729
8:44 AM	NB	83M1	7:53 AM	SB	G701
8:47 AM	NB	24E0	7:53 AM	SB	N078
8:49 AM	NB	78E1	7:54 AM	SB	H301
8:53 AM	NB	JOCA	7:54 AM	SB	E729
8:58 AM	NB	S5E2	7:54 AM	SB	J572
			7:54 AM	SB	30M0
			7:54 AM	SB	V412
			7:55 AM	SB	N385
			7:55 AM	SB	P251
			7:55 AM	SB	E729
			7:56 AM	SB	F942
			7:56 AM	SB	4779
			7:56 AM	SB	N253
			7:56 AM	SB	T423
			7:57 AM	SB	H115
			7:57 AM	SB	S043
			7:59 AM	SB	S307
			8:02 AM	SB	W781
			8:03 AM	SB	K260
			8:04 AM	SB	R785
			8:06 AM	SB	M607
			8:06 AM	SB	3R71
			8:11 AM	SB	E729
			8:12 AM	SB	U525
			8:12 AM	SB	R931
			8:15 AM	SB	C999
			8:16 AM	SB	M567
			8:16 AM	SB	07W2
			8:18 AM	SB	D782
			8:22 AM	SB	9350
			8:24 AM	SB	W922
			8:25 AM	SB	B613
			8:26 AM	SB	1D73
			8:30 AM	SB	Z517
			8:33 AM	SB	C710

MD

Time	Direction	License Plate	Time	Direction	License Plate
11:03 AM	NB	M516	11:00 AM	SB	S002
11:03 AM	NB	G686	11:02 AM	SB	T962
11:04 AM	NB	Z807	11:19 AM	SB	J035
11:06 AM	NB	Z638	11:19 AM	SB	M516
11:08 AM	NB	V406	11:22 AM	SB	L981
11:11 AM	NB	NP	11:25 AM	SB	6011
11:16 AM	NB	T946	11:34 AM	SB	R609
11:19 AM	NB	D086	11:36 AM	SB	6991
11:21 AM	NB	S910	11:38 AM	SB	C023
11:22 AM	NB	M121	11:39 AM	SB	D377
11:24 AM	NB	V677	11:47 AM	SB	G845
11:27 AM	NB	F325	11:52 AM	SB	K302
11:27 AM	NB	LINE	11:53 AM	SB	F395
11:30 AM	NB	C352	11:54 AM	SB	F735
11:31 AM	NB	L981	11:55 AM	SB	M015
11:36 AM	NB	9514	11:55 AM	SB	R156
11:36 AM	NB	B722	12:01 PM	SB	W157
11:38 AM	NB	R463	12:03 PM	SB	59Z1
11:40 AM	NB	D764	12:08 PM	SB	9865
11:41 AM	NB	88P2	12:10 PM	SB	W531
11:42 AM	NB	K552	12:10 PM	SB	H559
11:42 AM	NB	1297	12:10 PM	SB	A987
11:42 AM	NB	M516	12:11 PM	SB	K115
11:45 AM	NB	D764	12:18 PM	SB	X111
11:45 AM	NB	Y898	12:22 PM	SB	R123
11:46 AM	NB	P301	12:36 PM	SB	P415
11:49 AM	NB	U810	12:37 PM	SB	W544
11:49 AM	NB	S249	12:42 PM	SB	S579
11:52 AM	NB	J205	12:42 PM	SB	V913
11:56 AM	NB	B806	12:42 PM	SB	B058
11:58 AM	NB	C573	12:44 PM	SB	J107
11:58 AM	NB	F735	12:44 PM	SB	C399
11:58 AM	NB	F860	12:45 PM	SB	I395
12:01 PM	NB	10M1	12:46 PM	SB	J639
12:02 PM	NB	L620	12:55 PM	SB	P348
12:02 PM	NB	125D	12:57 PM	SB	S954
12:03 PM	NB	3006	12:58 PM	SB	99D2
12:04 PM	NB	V861			
12:05 PM	NB	6411			
12:05 PM	NB	R709			
12:06 PM	NB	H297			
12:07 PM	NB	D641			
12:08 PM	NB	1281			
12:08 PM	NB	U874			
12:10 PM	NB	E534			
12:10 PM	NB	P728			
12:10 PM	NB	X602			
12:11 PM	NB	A551			
12:11 PM	NB	P469			
12:11 PM	NB	K115			
12:12 PM	NB	Y904			
12:13 PM	NB	4764			
12:14 PM	NB	H744			
12:17 PM	NB	Z117			
12:18 PM	NB	N764			
12:18 PM	NB	92H3			
12:18 PM	NB	L307			
12:21 PM	NB	J219			
12:23 PM	NB	DNHL			
12:27 PM	NB	X986			
12:34 PM	NB	A987			
12:34 PM	NB	99D2			
12:34 PM	NB	R123			
12:39 PM	NB	S709			
12:42 PM	NB	U057			
12:44 PM	NB	M381			
12:44 PM	NB	99V0			
12:48 PM	NB	X688			
12:49 PM	NB	U050			
12:50 PM	NB	G704			
12:54 PM	NB	D450			
12:54 PM	NB	D562			
12:55 PM	NB	R011			
12:58 PM	NB	L080			
12:58 PM	NB	C354			
12:59 PM	NB	P200			
12:59 PM	NB	B058			
TOTAL		*77*	*TOTAL*		*37*

PM

Time	Direction	License Plate	Time	Direction	License Plate
4:02 PM	NB	J265	4:02 PM	SB	F839
4:04 PM	NB	F912	4:03 PM	SB	B373
4:05 PM	NB	B420	4:16 PM	SB	V060
4:05 PM	NB	Y582	4:16 PM	SB	K627
4:07 PM	NB	N912	4:19 PM	SB	V183
4:08 PM	NB	G454	4:24 PM	SB	Y135
4:09 PM	NB	S794	4:25 PM	SB	C068
4:14 PM	NB	D696	4:28 PM	SB	PA69
4:16 PM	NB	18X6	4:28 PM	SB	C703
4:17 PM	NB	7472	4:32 PM	SB	D336
4:18 PM	NB	A838	4:33 PM	SB	D980
4:20 PM	NB	S619	4:33 PM	SB	9957
4:21 PM	NB	G918	4:36 PM	SB	DO22
4:22 PM	NB	BLAW	4:37 PM	SB	E427
4:25 PM	NB	N868	4:38 PM	SB	R559
4:25 PM	NB	W029	4:41 PM	SB	M930
4:30 PM	NB	7FUV	4:43 PM	SB	Z3F2
4:35 PM	NB	V183	4:47 PM	SB	E035
4:39 PM	NB	V000	4:47 PM	SB	W722
4:39 PM	NB	L058	4:52 PM	SB	J163
4:41 PM	NB	W253	4:58 PM	SB	R270
4:45 PM	NB	P225	5:14 PM	SB	K347
4:46 PM	NB	J510	5:14 PM	SB	EEL0
4:53 PM	NB	AB28	5:15 PM	SB	H638
4:56 PM	NB	E035	5:18 PM	SB	T286
4:56 PM	NB	S217	5:19 PM	SB	Z374
5:00 PM	NB	E239	5:19 PM	SB	C349
5:00 PM	NB	L722	5:20 PM	SB	K572
5:00 PM	NB	38H3	5:21 PM	SB	E831
5:05 PM	NB	C811	5:21 PM	SB	L570
5:06 PM	NB	E904	5:23 PM	SB	W799
5:14 PM	NB	W123	5:23 PM	SB	R316
5:14 PM	NB	U714	5:24 PM	SB	W174
5:14 PM	NB	8483	5:26 PM	SB	U828
5:15 PM	NB	E815	5:28 PM	SB	H712
5:16 PM	NB	3510	5:31 PM	SB	N130
5:18 PM	NB	F925	5:34 PM	SB	S427
5:19 PM	NB	B480	5:40 PM	SB	NP
5:23 PM	NB	1615	5:40 PM	SB	W855
5:26 PM	NB	K068	5:43 PM	SB	G027
5:28 PM	NB	T695	5:49 PM	SB	Y832
5:28 PM	NB	E828	5:50 PM	SB	X353
5:30 PM	NB	J649	5:54 PM	SB	U026
5:33 PM	NB	G773	5:58 PM	SB	K499
5:33 PM	NB	ZAZA	5:58 PM	SB	P331
5:33 PM	NB	R216			
5:33 PM	NB	D900			
5:33 PM	NB	V761			
5:33 PM	NB	NP			
5:36 PM	NB	Y954			
5:37 PM	NB	T418			
5:40 PM	NB	K865			
5:40 PM	NB	D624			
5:41 PM	NB	KW16			
5:42 PM	NB	X936			
5:42 PM	NB	J617			
5:42 PM	NB	S596			
5:43 PM	NB	NP			
5:47 PM	NB	9121			
5:47 PM	NB	F594			
5:49 PM	NB	N882			
5:49 PM	NB	P611			
5:51 PM	NB	T670			
5:51 PM	NB	11G1			
5:53 PM	NB	N655			
TOTAL		*65*	*TOTAL*		*45*

			8:38 AM	SB	J864
			8:39 AM	SB	S092
			8:40 AM	SB	E391
			8:48 AM	SB	R448
			8:48 AM	SB	T176
			8:48 AM	SB	A548
			8:49 AM	SB	E255
			8:51 AM	SB	H604
			8:59 AM	SB	T910
TOTAL		***88***	***TOTAL***		***127***

Prepared by National Data & Surveying Services

License Plate Study

Location: Parish Pl & Olive Ave
City: Burbank, CA

Date: 1/18/2022
Day: Tuesday

**NP = No Plate*

AM

Time	Direction	License Plate	Time	Direction	License Plate
7:08 AM	NB	R925	7:01 AM	SB	P130
7:17 AM	NB	4501	7:02 AM	SB	5614
7:18 AM	NB	1531	7:08 AM	SB	0531
7:22 AM	NB	X874	7:10 AM	SB	Y453
7:25 AM	NB	T841	7:16 AM	SB	M999
7:30 AM	NB	M891	7:21 AM	SB	K245
7:33 AM	NB	6338	7:23 AM	SB	T032
7:33 AM	NB	7102	7:33 AM	SB	N027
7:36 AM	NB	A902	7:33 AM	SB	Z851
7:37 AM	NB	R665	7:34 AM	SB	N101
7:40 AM	NB	5623	7:35 AM	SB	U535
7:41 AM	NB	L571	7:36 AM	SB	E248
7:42 AM	NB	86X0	7:37 AM	SB	T232
7:44 AM	NB	F942	7:38 AM	SB	3246
7:44 AM	NB	51B1	7:39 AM	SB	W835
7:44 AM	NB	K826	7:39 AM	SB	K706
7:44 AM	NB	L589	7:40 AM	SB	W770
7:45 AM	NB	B630	7:40 AM	SB	5553
7:45 AM	NB	C042	7:41 AM	SB	2264
7:48 AM	NB	L558	7:42 AM	SB	5027
7:49 AM	NB	D325	7:43 AM	SB	L558
7:49 AM	NB	18M1	7:43 AM	SB	2704
7:49 AM	NB	L342	7:44 AM	SB	81K3
7:50 AM	NB	M148	7:44 AM	SB	P981
7:51 AM	NB	B847	7:44 AM	SB	I541
7:51 AM	NB	4200	7:44 AM	SB	4586
7:54 AM	NB	W111	7:44 AM	SB	C062
7:55 AM	NB	H540	7:45 AM	SB	75C8
7:58 AM	NB	J983	7:45 AM	SB	3035
7:58 AM	NB	Y2J2	7:47 AM	SB	43G7
7:59 AM	NB	N178	7:51 AM	SB	X040
8:00 AM	NB	K301	7:51 AM	SB	19F2
8:03 AM	NB	E793	7:51 AM	SB	C483
8:03 AM	NB	W756	7:51 AM	SB	W636
8:07 AM	NB	B984	7:52 AM	SB	L949
8:08 AM	NB	R183	7:54 AM	SB	TBBT
8:08 AM	NB	J956	7:57 AM	SB	V026
8:15 AM	NB	E793	7:57 AM	SB	H120
8:15 AM	NB	H300	7:57 AM	SB	K420
8:19 AM	NB	2985	7:58 AM	SB	H301
8:21 AM	NB	AINT	7:59 AM	SB	P810
8:21 AM	NB	5066	8:01 AM	SB	M148
8:22 AM	NB	E864	8:01 AM	SB	D120
8:27 AM	NB	70H1	8:02 AM	SB	T218
8:33 AM	NB	A215	8:03 AM	SB	87C5
8:34 AM	NB	E274	8:03 AM	SB	2798
8:35 AM	NB	T440	8:04 AM	SB	R772
8:36 AM	NB	F882	8:04 AM	SB	X906
8:37 AM	NB	A130	8:05 AM	SB	K787
8:41 AM	NB	K535	8:07 AM	SB	B820
8:41 AM	NB	A407	8:08 AM	SB	0767
8:46 AM	NB	V210	8:10 AM	SB	M981
8:54 AM	NB	F242	8:13 AM	SB	1198
8:56 AM	NB	S634	8:15 AM	SB	F470
8:59 AM	NB	2469	8:16 AM	SB	0HMC
			8:23 AM	SB	1883
			8:33 AM	SB	8545
			8:34 AM	SB	A407
			8:34 AM	SB	PJ07
			8:37 AM	SB	1985
			8:38 AM	SB	6452
			8:39 AM	SB	D563
			8:39 AM	SB	Y529
			8:46 AM	SB	M059
			8:50 AM	SB	F402
			8:50 AM	SB	N300
			8:52 AM	SB	A013
			8:54 AM	SB	L612
			8:57 AM	SB	D676
			8:58 AM	SB	9854
			8:59 AM	SB	M027
			9:00 AM	SB	0U36
TOTAL		*55*	*TOTAL*		*72*

MD

Time	Direction	License Plate	Time	Direction	License Plate
11:01 AM	NB	E844	11:01 AM	SB	U228
11:01 AM	NB	P286	11:12 AM	SB	P301
11:01 AM	NB	X896	11:13 AM	SB	3343
11:05 AM	NB	T423	11:20 AM	SB	E793
11:11 AM	NB	A029	11:24 AM	SB	43C3
11:13 AM	NB	K828	11:24 AM	SB	1A69
11:17 AM	NB	65X2	11:25 AM	SB	P037
11:17 AM	NB	E793	11:26 AM	SB	E084
11:18 AM	NB	0702	11:28 AM	SB	F092
11:19 AM	NB	K628	11:29 AM	SB	H560
11:22 AM	NB	C073	11:30 AM	SB	1281
11:23 AM	NB	66RP	11:31 AM	SB	6538
11:25 AM	NB	8988	11:33 AM	SB	65X2
11:35 AM	NB	S213	11:35 AM	SB	1531
11:37 AM	NB	O661	11:35 AM	SB	8907
11:37 AM	NB	C232	11:37 AM	SB	C050
11:42 AM	NB	D242	11:39 AM	SB	D764
11:45 AM	NB	49L4	11:39 AM	SB	H216
11:45 AM	NB	EGNG	11:41 AM	SB	2197
11:45 AM	NB	L218	11:43 AM	SB	D764
11:47 AM	NB	H216	11:46 AM	SB	H181
11:49 AM	NB	C393	11:47 AM	SB	T639
11:51 AM	NB	U890	11:51 AM	SB	SLPT
11:51 AM	NB	IART	11:52 AM	SB	X896
11:53 AM	NB	1531	11:53 AM	SB	5241
11:53 AM	NB	W670	11:55 AM	SB	H565
11:58 AM	NB	K830	11:55 AM	SB	47ED
11:59 AM	NB	R925	11:57 AM	SB	N878
12:00 PM	NB	K579	11:57 AM	SB	A016
12:06 PM	NB	C659	11:59 AM	SB	8AW6
12:09 PM	NB	6511	12:01 PM	SB	Y693
12:09 PM	NB	8312	12:04 PM	SB	6329
12:10 PM	NB	X640	12:08 PM	SB	U578
12:14 PM	NB	L154	12:14 PM	SB	H663
12:16 PM	NB	4453	12:16 PM	SB	D155
12:17 PM	NB	B598	12:17 PM	SB	N674
12:17 PM	NB	MERI	12:26 PM	SB	92H3
12:18 PM	NB	C388	12:26 PM	SB	87M1
12:18 PM	NB	P618	12:28 PM	SB	T295
12:18 PM	NB	H805	12:29 PM	SB	V165
12:19 PM	NB	44P2	12:30 PM	SB	A937
12:24 PM	NB	L485	12:34 PM	SB	W096
12:28 PM	NB	D155	12:37 PM	SB	N415
12:30 PM	NB	B334	12:38 PM	SB	M311
12:31 PM	NB	T295	12:40 PM	SB	T633
12:34 PM	NB	L503	12:41 PM	SB	H156
12:35 PM	NB	R729	12:45 PM	SB	B888
12:35 PM	NB	F940	12:46 PM	SB	E340
12:36 PM	NB	L357	12:46 PM	SB	J571
12:37 PM	NB	A117	12:51 PM	SB	F402
12:40 PM	NB	H084	12:52 PM	SB	M102
12:44 PM	NB	Y861	12:53 PM	SB	R302
12:45 PM	NB	A232	12:56 PM	SB	V216
12:52 PM	NB	U262	12:58 PM	SB	6917
12:53 PM	NB	R904	12:59 PM	SB	68X0
12:57 PM	NB	Y226			
12:59 PM	NB	B156			
TOTAL		*57*	*TOTAL*		*55*

PM

Time	Direction	License Plate	Time	Direction	License Plate
4:00 PM	NB	E014	4:05 PM	SB	X906
4:02 PM	NB	Z264	4:05 PM	SB	R986
4:03 PM	NB	V134	4:06 PM	SB	OPES
4:04 PM	NB	A902	4:07 PM	SB	W104
4:12 PM	NB	H895	4:08 PM	SB	U568
4:12 PM	NB	Y453	4:09 PM	SB	A239
4:14 PM	NB	29Z1	4:12 PM	SB	P851
4:16 PM	NB	F882	4:14 PM	SB	R993
4:23 PM	NB	S937	4:15 PM	SB	A902
4:24 PM	NB	D571	4:15 PM	SB	U734
4:26 PM	NB	32M2	4:19 PM	SB	J809
4:28 PM	NB	1101	4:20 PM	SB	G918
4:28 PM	NB	F855	4:21 PM	SB	A322
4:32 PM	NB	REET	4:21 PM	SB	D725
4:33 PM	NB	K579	4:23 PM	SB	D735
4:34 PM	NB	9114	4:23 PM	SB	U885
4:38 PM	NB	Z799	4:27 PM	SB	X652
4:39 PM	NB	51F1	4:29 PM	SB	E409
4:41 PM	NB	4410	4:30 PM	SB	41N1
4:42 PM	NB	E424	4:30 PM	SB	J427
4:43 PM	NB	A969	4:31 PM	SB	S937
4:43 PM	NB	Y822	4:32 PM	SB	J441
4:44 PM	NB	0014	4:35 PM	SB	K850
4:45 PM	NB	9370	4:35 PM	SB	D717
4:49 PM	NB	B334	4:37 PM	SB	3K59
5:01 PM	NB	Z536	4:39 PM	SB	D022
5:05 PM	NB	P810	4:41 PM	SB	U148
5:06 PM	NB	J246	4:45 PM	SB	L911
5:09 PM	NB	U052	4:47 PM	SB	6081
5:10 PM	NB	B828	4:51 PM	SB	R267
5:10 PM	NB	3154	5:00 PM	SB	T349
5:14 PM	NB	F633	5:03 PM	SB	K301
5:16 PM	NB	6E53	5:06 PM	SB	Y135
5:20 PM	NB	OB63	5:09 PM	SB	39H2
5:27 PM	NB	M399	5:13 PM	SB	C793
5:27 PM	NB	6401	5:15 PM	SB	V669
5:30 PM	NB	E768	5:18 PM	SB	7640
5:32 PM	NB	K635	5:19 PM	SB	S217
5:34 PM	NB	K906	5:22 PM	SB	B253
5:35 PM	NB	Y665	5:25 PM	SB	Y497
5:36 PM	NB	W666	5:25 PM	SB	T667
5:37 PM	NB	4963	5:38 PM	SB	C764
5:39 PM	NB	R995	5:38 PM	SB	A698
5:41 PM	NB	A269	5:40 PM	SB	H249
5:44 PM	NB	86Y0	5:41 PM	SB	N326
5:44 PM	NB	81K3	5:42 PM	SB	K171
5:51 PM	NB	P006	5:43 PM	SB	K115
5:57 PM	NB	T341	5:46 PM	SB	6302
			5:47 PM	SB	K509
			5:47 PM	SB	J800
			5:57 PM	SB	6497
			5:59 PM	SB	49D9
TOTAL		*48*	*TOTAL*		*52*

Prepared by National Data & Surveying Services

License Plate Study

Location: Sparks St & Olive Ave
City: Burbank, CA

Date: 1/18/2022
Day: Tuesday

***NP** = *No Plate*

AM					
Time	Direction	License Plate	Time	Direction	License Plate
7:00 AM	NB	X565	7:00 AM	SB	R682
7:01 AM	NB	R920	7:01 AM	SB	W343
7:02 AM	NB	9234	7:02 AM	SB	M552
7:03 AM	NB	B432	7:07 AM	SB	G144
7:04 AM	NB	R1TT	7:07 AM	SB	K132
7:06 AM	NB	L612	7:09 AM	SB	V596
7:06 AM	NB	T243	7:09 AM	SB	C309
7:07 AM	NB	2885	7:10 AM	SB	L612
7:08 AM	NB	0300	7:14 AM	SB	6220
7:11 AM	NB	B420	7:14 AM	SB	S309
7:14 AM	NB	9327	7:14 AM	SB	S930
7:15 AM	NB	E005	7:15 AM	SB	H490
7:16 AM	NB	S484	7:16 AM	SB	S509
7:17 AM	NB	N825	7:17 AM	SB	R596
7:18 AM	NB	22X2	7:18 AM	SB	W779
7:20 AM	NB	S978	7:20 AM	SB	1874
7:21 AM	NB	H490	7:21 AM	SB	1067
7:24 AM	NB	S509	7:22 AM	SB	ISH7
7:24 AM	NB	D453	7:22 AM	SB	B867
7:25 AM	NB	B264	7:24 AM	SB	D453
7:30 AM	NB	6501	7:26 AM	SB	R154
7:30 AM	NB	6304	7:27 AM	SB	Z983
7:30 AM	NB	20M7	7:28 AM	SB	ZT96
7:31 AM	NB	77TL	7:28 AM	SB	U401
7:32 AM	NB	T278	7:29 AM	SB	K247
7:32 AM	NB	1206	7:29 AM	SB	2227
7:33 AM	NB	A003	7:29 AM	SB	58C4
7:34 AM	NB	X153	7:30 AM	SB	V158
7:34 AM	NB	U122	7:30 AM	SB	J413
7:34 AM	NB	8465	7:31 AM	SB	1HEL
7:34 AM	NB	L458	7:31 AM	SB	V262
7:34 AM	NB	X721	7:31 AM	SB	S203
7:34 AM	NB	H623	7:31 AM	SB	V691
7:35 AM	NB	L407	7:32 AM	SB	3946
7:36 AM	NB	R596	7:32 AM	SB	J473
7:36 AM	NB	J538	7:33 AM	SB	W521
7:36 AM	NB	1005	7:33 AM	SB	R842
7:36 AM	NB	94M0	7:34 AM	SB	C136
7:36 AM	NB	P595	7:35 AM	SB	T327
7:36 AM	NB	E256	7:35 AM	SB	62ED
7:36 AM	NB	L311	7:36 AM	SB	H314
7:36 AM	NB	D398	7:36 AM	SB	Y074
7:36 AM	NB	B393	7:36 AM	SB	6421
7:36 AM	NB	E699	7:36 AM	SB	9553
7:37 AM	NB	LARY	7:36 AM	SB	R656
7:37 AM	NB	T030	7:37 AM	SB	D938
7:38 AM	NB	V647	7:37 AM	SB	X246
7:39 AM	NB	N106	7:37 AM	SB	N081
7:39 AM	NB	K246	7:37 AM	SB	D827
7:40 AM	NB	21H0	7:38 AM	SB	K923
7:41 AM	NB	L056	7:39 AM	SB	K387
7:41 AM	NB	N142	7:39 AM	SB	S727
7:41 AM	NB	W095	7:40 AM	SB	T396
7:41 AM	NB	W161	7:41 AM	SB	X123
7:41 AM	NB	1209	7:41 AM	SB	1506
7:41 AM	NB	T182	7:41 AM	SB	H279
7:41 AM	NB	32V5	7:41 AM	SB	8177
7:41 AM	NB	F639	7:42 AM	SB	C162
7:42 AM	NB	C291	7:42 AM	SB	D514
7:42 AM	NB	S737	7:43 AM	SB	A973
7:42 AM	NB	A169	7:43 AM	SB	62E0
7:43 AM	NB	L998	7:44 AM	SB	E094
7:44 AM	NB	62E0	7:45 AM	SB	R892
7:45 AM	NB	C162	7:46 AM	SB	11KA
7:45 AM	NB	B762	7:47 AM	SB	T901
7:45 AM	NB	X464	7:47 AM	SB	E938
7:45 AM	NB	Y074	7:48 AM	SB	2133
7:45 AM	NB	E863	7:49 AM	SB	T032
7:45 AM	NB	L838	7:50 AM	SB	67W1
7:45 AM	NB	06E0	7:50 AM	SB	Y368
7:45 AM	NB	U984	7:50 AM	SB	F230
7:45 AM	NB	E959	7:50 AM	SB	5903
7:45 AM	NB	P711	7:50 AM	SB	R289
7:46 AM	NB	J785	7:50 AM	SB	B948
7:46 AM	NB	B143	7:51 AM	SB	G100
7:46 AM	NB	MAMA	7:51 AM	SB	MAMA
7:46 AM	NB	H040	7:52 AM	SB	B129
7:47 AM	NB	W000	7:52 AM	SB	W741
7:47 AM	NB	L480	7:52 AM	SB	F263
7:48 AM	NB	F752	7:54 AM	SB	0T93
7:48 AM	NB	X635	7:55 AM	SB	35H0
7:48 AM	NB	84WI	7:55 AM	SB	X782
7:48 AM	NB	3399	7:56 AM	SB	B420
7:48 AM	NB	T075	7:57 AM	SB	B8O6
7:49 AM	NB	J259	7:57 AM	SB	P387
7:49 AM	NB	H734	7:58 AM	SB	U432
7:49 AM	NB	N298	7:58 AM	SB	M699
7:49 AM	NB	TAXT	7:59 AM	SB	3750
7:50 AM	NB	ARTS	7:59 AM	SB	R183
7:50 AM	NB	12R0	7:59 AM	SB	D083
7:51 AM	NB	U490	8:00 AM	SB	R525
7:51 AM	NB	P387	8:00 AM	SB	W773
7:53 AM	NB	P289	8:02 AM	SB	V665
7:54 AM	NB	W360	8:03 AM	SB	M320
7:54 AM	NB	W011	8:04 AM	SB	COKE
7:54 AM	NB	1606	8:05 AM	SB	18TO
7:54 AM	NB	39F2	8:06 AM	SB	F589
7:55 AM	NB	P835	8:06 AM	SB	V299
7:55 AM	NB	K976	8:07 AM	SB	K471
7:55 AM	NB	L178	8:08 AM	SB	E969
7:55 AM	NB	F055	8:08 AM	SB	S962
7:56 AM	NB	Z597	8:08 AM	SB	V264
7:57 AM	NB	L218	8:08 AM	SB	W209
7:57 AM	NB	D083	8:09 AM	SB	N729
7:58 AM	NB	S613	8:10 AM	SB	L211
7:58 AM	NB	H343	8:10 AM	SB	A710
7:58 AM	NB	C251	8:11 AM	SB	A603
7:59 AM	NB	6896	8:13 AM	SB	B755
7:59 AM	NB	M689	8:15 AM	SB	A510
8:00 AM	NB	K506	8:17 AM	SB	A924
8:00 AM	NB	H696	8:17 AM	SB	J328
8:00 AM	NB	Y806	8:19 AM	SB	C105
8:02 AM	NB	K477	8:20 AM	SB	DAAD
8:03 AM	NB	W733	8:21 AM	SB	02N0
8:04 AM	NB	P387	8:21 AM	SB	R334

MD					
Time	Direction	License Plate	Time	Direction	License Plate
11:00 AM	NB	7122	11:02 AM	SB	G218
11:01 AM	NB	3276	11:02 AM	SB	R870
11:02 AM	NB	W170	11:03 AM	SB	D646
11:03 AM	NB	H893	11:03 AM	SB	S140
11:08 AM	NB	Q237	11:04 AM	SB	T720
11:09 AM	NB	L786	11:05 AM	SB	Z634
11:10 AM	NB	A591	11:05 AM	SB	J217
11:11 AM	NB	X947	11:06 AM	SB	G686
11:12 AM	NB	97L1	11:07 AM	SB	V762
11:13 AM	NB	R967	11:07 AM	SB	86YE
11:13 AM	NB	T914	11:08 AM	SB	R967
11:15 AM	NB	76B3	11:08 AM	SB	X942
11:18 AM	NB	X942	11:11 AM	SB	Y246
11:20 AM	NB	S057	11:11 AM	SB	F037
11:20 AM	NB	G744	11:13 AM	SB	Z775
11:20 AM	NB	B880	11:13 AM	SB	Y936
11:20 AM	NB	Y413	11:15 AM	SB	M803
11:21 AM	NB	V299	11:16 AM	SB	G333
11:21 AM	NB	15W0	11:22 AM	SB	W876
11:22 AM	NB	W440	11:24 AM	SB	M209
11:22 AM	NB	W703	11:27 AM	SB	C318
11:23 AM	NB	P482	11:27 AM	SB	T720
11:25 AM	NB	B804	11:30 AM	SB	G610
11:26 AM	NB	P073	11:31 AM	SB	J173
11:32 AM	NB	PH56	11:31 AM	SB	W303
11:32 AM	NB	1297	11:31 AM	SB	W787
11:33 AM	NB	N056	11:33 AM	SB	0LDY
11:34 AM	NB	U950	11:35 AM	SB	S057
11:34 AM	NB	81T5	11:38 AM	SB	Z078
11:35 AM	NB	F989	11:40 AM	SB	Z146
11:36 AM	NB	J217	11:41 AM	SB	Z651
11:37 AM	NB	F993	11:42 AM	SB	4774
11:38 AM	NB	75F1	11:42 AM	SB	M296
11:39 AM	NB	Z141	11:44 AM	SB	F838
11:39 AM	NB	E874	11:46 AM	SB	L803
11:40 AM	NB	69A1	11:46 AM	SB	R600
11:40 AM	NB	E896	11:46 AM	SB	X553
11:41 AM	NB	Y921	11:49 AM	SB	6256
11:42 AM	NB	47ED	11:50 AM	SB	X408
11:43 AM	NB	C352	11:51 AM	SB	X439
11:44 AM	NB	D742	11:51 AM	SB	P049
11:44 AM	NB	N072	11:52 AM	SB	J892
11:45 AM	NB	U136	11:52 AM	SB	6398
11:45 AM	NB	2651	11:53 AM	SB	M518
11:46 AM	NB	9480	11:53 AM	SB	22N3
11:46 AM	NB	M944	11:54 AM	SB	H287
11:46 AM	NB	1652	11:54 AM	SB	B202
11:47 AM	NB	SHYP	11:55 AM	SB	V056
11:47 AM	NB	Z078	11:56 AM	SB	U272
11:48 AM	NB	F339	11:57 AM	SB	F047
11:49 AM	NB	RSLF	11:58 AM	SB	2155
11:49 AM	NB	T720	11:58 AM	SB	8279
11:50 AM	NB	P996	12:02 PM	SB	R890
11:50 AM	NB	P738	12:03 PM	SB	PRN2
11:50 AM	NB	63A3	12:06 PM	SB	Z618
11:51 AM	NB	S676	12:06 PM	SB	V696
11:52 AM	NB	SRSE	12:08 PM	SB	3276
11:53 AM	NB	43C3	12:08 PM	SB	P017
11:55 AM	NB	N740	12:08 PM	SB	16SP
11:57 AM	NB	R600	12:08 PM	SB	C170
11:59 AM	NB	S676	12:08 PM	SB	Z764
11:59 AM	NB	G043	12:09 PM	SB	B326
12:00 PM	NB	L698	12:09 PM	SB	M128
12:01 PM	NB	G507	12:12 PM	SB	X986
12:02 PM	NB	V600	12:14 PM	SB	W351
12:03 PM	NB	A059	12:15 PM	SB	9U75
12:04 PM	NB	N210	12:15 PM	SB	A796
12:04 PM	NB	B880	12:16 PM	SB	9166
12:05 PM	NB	C075	12:16 PM	SB	V134
12:06 PM	NB	25K4	12:16 PM	SB	E747
12:06 PM	NB	A827	12:19 PM	SB	A584
12:06 PM	NB	M041	12:19 PM	SB	N571
12:07 PM	NB	B829	12:20 PM	SB	R715
12:08 PM	NB	M624	12:21 PM	SB	W041
12:08 PM	NB	L854	12:24 PM	SB	A163
12:08 PM	NB	AHNS	12:25 PM	SB	75A3
12:09 PM	NB	X146	12:26 PM	SB	J277
12:09 PM	NB	K820	12:27 PM	SB	84E3
12:10 PM	NB	A435	12:29 PM	SB	N654
12:11 PM	NB	77T1	12:31 PM	SB	T158
12:11 PM	NB	B461	12:33 PM	SB	Y861
12:12 PM	NB	G179	12:34 PM	SB	K537
12:13 PM	NB	R715	12:35 PM	SB	0UAN
12:13 PM	NB	X676	12:35 PM	SB	B893
12:14 PM	NB	W096	12:35 PM	SB	K895
12:14 PM	NB	H721	12:37 PM	SB	89F2
12:14 PM	NB	A165	12:39 PM	SB	A510
12:15 PM	NB	P017	12:40 PM	SB	L272
12:15 PM	NB	6991	12:40 PM	SB	5027
12:16 PM	NB	A439	12:41 PM	SB	W414
12:17 PM	NB	Z407	12:41 PM	SB	8023
12:18 PM	NB	P387	12:42 PM	SB	F637
12:18 PM	NB	M128	12:42 PM	SB	L698
12:18 PM	NB	E965	12:43 PM	SB	U409
12:20 PM	NB	U994	12:44 PM	SB	7074
12:20 PM	NB	6X84	12:45 PM	SB	42J8
12:21 PM	NB	87N2	12:46 PM	SB	HVAC
12:21 PM	NB	B903	12:47 PM	SB	V930
12:21 PM	NB	N571	12:47 PM	SB	P432
12:22 PM	NB	X553	12:47 PM	SB	V132
12:22 PM	NB	B707	12:47 PM	SB	D845
12:25 PM	NB	32G2	12:49 PM	SB	S179
12:27 PM	NB	J277	12:49 PM	SB	M903
12:28 PM	NB	B023	12:49 PM	SB	V454
12:31 PM	NB	P133	12:50 PM	SB	W303
12:33 PM	NB	S782	12:50 PM	SB	3814
12:33 PM	NB	H007	12:51 PM	SB	GD88
12:34 PM	NB	91Z9	12:53 PM	SB	V299
12:34 PM	NB	W108	12:54 PM	SB	T867
12:36 PM	NB	T158	12:55 PM	SB	LC80
12:37 PM	NB	W303	12:56 PM	SB	H250
12:38 PM	NB	E409	12:56 PM	SB	X146
12:38 PM	NB	P620	12:56 PM	SB	59H6
12:39 PM	NB	C076	12:57 PM	SB	M624
12:40 PM	NB	R530	1:59 PM	SB	E314

PM					
Time	Direction	License Plate	Time	Direction	License Plate
4:03 PM	NB	H903	4:00 PM	SB	2339
4:04 PM	NB	0881	4:01 PM	SB	34P1
4:05 PM	NB	C633	4:03 PM	SB	C001
4:06 PM	NB	0N41	4:03 PM	SB	R488
4:06 PM	NB	E311	4:04 PM	SB	E311
4:06 PM	NB	S789	4:05 PM	SB	T220
4:07 PM	NB	T720	4:06 PM	SB	N861
4:07 PM	NB	D514	4:06 PM	SB	R283
4:07 PM	NB	U0Q5	4:08 PM	SB	D438
4:08 PM	NB	L754	4:08 PM	SB	D412
4:09 PM	NB	W007	4:10 PM	SB	F367
4:09 PM	NB	B329	4:11 PM	SB	J625
4:09 PM	NB	J217	4:13 PM	SB	U057
4:10 PM	NB	J281	4:13 PM	SB	P414
4:10 PM	NB	G179	4:14 PM	SB	U874
4:10 PM	NB	C076	4:15 PM	SB	2221
4:11 PM	NB	U750	4:16 PM	SB	A644
4:11 PM	NB	W012	4:17 PM	SB	6894
4:11 PM	NB	V250	4:17 PM	SB	6931
4:11 PM	NB	X633	4:18 PM	SB	A466
4:14 PM	NB	9H35	4:20 PM	SB	T979
4:14 PM	NB	S348	4:21 PM	SB	W183
4:15 PM	NB	Y075	4:22 PM	SB	T630
4:15 PM	NB	SPYJ	4:22 PM	SB	P455
4:18 PM	NB	X511	4:23 PM	SB	M574
4:20 PM	NB	B632	4:24 PM	SB	3918
4:22 PM	NB	V156	4:24 PM	SB	H602
4:23 PM	NB	T367	4:25 PM	SB	2352
4:26 PM	NB	K260	4:28 PM	SB	S704
4:28 PM	NB	S994	4:28 PM	SB	W787
4:29 PM	NB	W787	4:30 PM	SB	2J43
4:29 PM	NB	P883	4:31 PM	SB	H373
4:30 PM	NB	T327	4:33 PM	SB	P003
4:31 PM	NB	Y861	4:34 PM	SB	L754
4:32 PM	NB	A703	4:36 PM	SB	F779
4:33 PM	NB	H115	4:36 PM	SB	C188
4:33 PM	NB	V056	4:36 PM	SB	Y377
4:35 PM	NB	6300	4:42 PM	SB	7L54
4:35 PM	NB	J251	4:42 PM	SB	V941
4:36 PM	NB	3256	4:45 PM	SB	K922
4:36 PM	NB	L756	4:45 PM	SB	W827
4:37 PM	NB	M916	4:46 PM	SB	A293
4:37 PM	NB	J644	4:47 PM	SB	P323
4:38 PM	NB	M574	4:47 PM	SB	B316
4:38 PM	NB	B867	4:48 PM	SB	C413
4:38 PM	NB	A374	4:48 PM	SB	H845
4:39 PM	NB	S598	4:53 PM	SB	Y426
4:42 PM	NB	T824	4:53 PM	SB	L853
4:43 PM	NB	U267	4:54 PM	SB	B759
4:44 PM	NB	J539	4:54 PM	SB	T720
4:45 PM	NB	F447	4:56 PM	SB	P691
4:45 PM	NB	777A	4:58 PM	SB	N625
4:46 PM	NB	01FM	4:58 PM	SB	83C0
4:48 PM	NB	B845	4:58 PM	SB	J407
4:49 PM	NB	53J1	5:00 PM	SB	N746
4:50 PM	NB	38H3	5:06 PM	SB	N349
4:51 PM	NB	P090	5:07 PM	SB	N431
4:53 PM	NB	J944	5:09 PM	SB	Z105
4:54 PM	NB	61A3	5:10 PM	SB	A165
4:55 PM	NB	0022	5:15 PM	SB	6639
4:55 PM	NB	I3T2	5:18 PM	SB	L825
4:56 PM	NB	F677	5:18 PM	SB	D756
4:57 PM	NB	P323	5:19 PM	SB	K394
4:58 PM	NB	U617	5:19 PM	SB	L581
4:59 PM	NB	J333	5:19 PM	SB	N688
5:00 PM	NB	4130	5:20 PM	SB	R0M0
5:01 PM	NB	A165	5:22 PM	SB	6321
5:01 PM	NB	K919	5:25 PM	SB	D184
5:02 PM	NB	J407	5:25 PM	SB	J974
5:02 PM	NB	T225	5:27 PM	SB	A271
5:02 PM	NB	H404	5:27 PM	SB	T677
5:03 PM	NB	J134	5:28 PM	SB	G912
5:03 PM	NB	L943	5:29 PM	SB	U8NN
5:03 PM	NB	R183	5:31 PM	SB	H559
5:04 PM	NB	6931	5:31 PM	SB	Z462
5:05 PM	NB	N063	5:32 PM	SB	P063
5:05 PM	NB	K094	5:34 PM	SB	S991
5:05 PM	NB	IR97	5:36 PM	SB	F495
5:05 PM	NB	U805	5:36 PM	SB	Y565
5:06 PM	NB	X146	5:36 PM	SB	4658
5:07 PM	NB	B003	5:37 PM	SB	C396
5:08 PM	NB	V772	5:38 PM	SB	J663
5:08 PM	NB	PU50	5:40 PM	SB	X510
5:11 PM	NB	P697	5:41 PM	SB	T977
5:11 PM	NB	K710	5:42 PM	SB	S198
5:13 PM	NB	KICS	5:43 PM	SB	3377
5:14 PM	NB	2352	5:43 PM	SB	BA82
5:18 PM	NB	6639	5:45 PM	SB	1910
5:20 PM	NB	U201	5:46 PM	SB	T135
5:20 PM	NB	V156	5:47 PM	SB	5099
5:20 PM	NB	TCHK	5:49 PM	SB	TFMF
5:21 PM	NB	8113	5:50 PM	SB	5384
5:22 PM	NB	H823	5:52 PM	SB	8267
5:22 PM	NB	F414	5:53 PM	SB	R712
5:23 PM	NB	A487	5:57 PM	SB	F247
5:23 PM	NB	B289	5:59 PM	SB	11C7
5:25 PM	NB	LARY	5:59 PM	SB	K713
5:26 PM	NB	A059			
5:28 PM	NB	N332			
5:28 PM	NB	B010			
5:28 PM	NB	S487			
5:30 PM	NB	H526			
5:31 PM	NB	B861			
5:32 PM	NB	J322			
5:32 PM	NB	W88Z			
5:32 PM	NB	S025			
5:32 PM	NB	C444			
5:33 PM	NB	W883			
5:33 PM	NB	P331			
5:34 PM	NB	S992			
5:35 PM	NB	3246			
5:36 PM	NB	TMFN			
5:37 PM	NB	F779			
5:37 PM	NB	T630			
5:40 PM	NB	W652			

8:04 AM	NB	N197	**8:22 AM**	SB	A461
8:05 AM	NB	K710	**8:22 AM**	SB	7403
8:05 AM	NB	B948	**8:23 AM**	SB	A200
8:06 AM	NB	G730	**8:24 AM**	SB	J588
8:07 AM	NB	K499	**8:24 AM**	SB	7M51
8:09 AM	NB	E965	**8:25 AM**	SB	N729
8:09 AM	NB	W209	**8:25 AM**	SB	D545
8:09 AM	NB	Z205	**8:26 AM**	SB	A785
8:11 AM	NB	Y185	**8:26 AM**	SB	V625
8:11 AM	NB	L012	**8:27 AM**	SB	A200
8:12 AM	NB	G451	**8:29 AM**	SB	A215
8:13 AM	NB	T341	**8:29 AM**	SB	K412
8:15 AM	NB	Z365	**8:30 AM**	SB	W444
8:15 AM	NB	W559	**8:30 AM**	SB	N767
8:16 AM	NB	S262	**8:30 AM**	SB	H643
8:16 AM	NB	A092	**8:30 AM**	SB	W429
8:17 AM	NB	A710	**8:32 AM**	SB	B409
8:17 AM	NB	C999	**8:32 AM**	SB	L407
8:17 AM	NB	R763	**8:33 AM**	SB	H674
8:19 AM	NB	K348	**8:34 AM**	SB	Z400
8:20 AM	NB	58C3	**8:34 AM**	SB	A215
8:20 AM	NB	01T1	**8:35 AM**	SB	H498
8:20 AM	NB	F10K	**8:36 AM**	SB	J018
8:21 AM	NB	B755	**8:37 AM**	SB	H047
8:21 AM	NB	A924	**8:38 AM**	SB	B728
8:25 AM	NB	J588	**8:39 AM**	SB	T096
8:28 AM	NB	M938	**8:39 AM**	SB	Y693
8:28 AM	NB	Y802	**8:39 AM**	SB	D002
8:28 AM	NB	X278	**8:40 AM**	SB	3F48
8:28 AM	NB	A541	**8:40 AM**	SB	U121
8:29 AM	NB	D2N0	**8:41 AM**	SB	T179
8:29 AM	NB	B311	**8:42 AM**	SB	2664
8:32 AM	NB	B311	**8:43 AM**	SB	P801
8:32 AM	NB	8X05	**8:43 AM**	SB	W143
8:32 AM	NB	L211	**8:43 AM**	SB	6100
8:33 AM	NB	A092	**8:43 AM**	SB	BA22
8:33 AM	NB	0DJR	**8:44 AM**	SB	A803
8:35 AM	NB	G815	**8:45 AM**	SB	4BQB
8:36 AM	NB	5850	**8:46 AM**	SB	F635
8:36 AM	NB	A215	**8:48 AM**	SB	N511
8:36 AM	NB	34YI	**8:50 AM**	SB	QD09
8:37 AM	NB	Q838	**8:50 AM**	SB	9161
8:37 AM	NB	V274	**8:52 AM**	SB	S079
8:37 AM	NB	Y529	**8:52 AM**	SB	YKAT
8:38 AM	NB	T925	**8:52 AM**	SB	G090
8:38 AM	NB	A395	**8:55 AM**	SB	83C3
8:39 AM	NB	15D3	**8:55 AM**	SB	E239
8:40 AM	NB	W143	**8:57 AM**	SB	K362
8:40 AM	NB	S6LA	**8:57 AM**	SB	3031
8:41 AM	NB	P659	**8:58 AM**	SB	G480
8:44 AM	NB	7428	**8:58 AM**	SB	XALL
8:45 AM	NB	U121	**8:59 AM**	SB	G874
8:45 AM	NB	Q923			
8:46 AM	NB	A424			
8:48 AM	NB	Y802			
8:51 AM	NB	P135			
8:51 AM	NB	27R1			
8:53 AM	NB	C605			
8:53 AM	NB	W572			
8:54 AM	NB	N208			
8:56 AM	NB	E239			
8:57 AM	NB	M679			
8:58 AM	NB	M540			
8:58 AM	NB	N511			
8:58 AM	NB	YKAT			
8:59 AM	NB	34H6			
8:59 AM	NB	V126			
8:59 AM	NB	B432			
TOTAL		***183***	***TOTAL***		***167***

12:40 PM	NB	K985			
12:41 PM	NB	R302			
12:44 PM	NB	U015			
12:44 PM	NB	J259			
12:45 PM	NB	X900			
12:45 PM	NB	L272			
12:45 PM	NB	T720			
12:45 PM	NB	K477			
12:46 PM	NB	Z775			
12:46 PM	NB	V699			
12:47 PM	NB	P957			
12:48 PM	NB	9075			
12:50 PM	NB	3222			
12:52 PM	NB	9883			
12:52 PM	NB	97Y1			
12:53 PM	NB	P801			
12:53 PM	NB	B893			
12:53 PM	NB	1228			
12:54 PM	NB	W531			
12:55 PM	NB	M757			
12:58 PM	NB	A199			
12:58 PM	NB	J433			
12:59 PM	NB	L407			
TOTAL		***138***	***TOTAL***		***115***

5:40 PM	NB	P860			
5:40 PM	NB	W129			
5:46 PM	NB	4K33			
5:46 PM	NB	K257			
5:48 PM	NB	K444			
5:49 PM	NB	1910			
5:50 PM	NB	COKE			
5:50 PM	NB	V649			
5:51 PM	NB	U767			
5:56 PM	NB	C199			
5:56 PM	NB	A492			
5:57 PM	NB	A054			
5:58 PM	NB	6349			
5:59 PM	NB	D184			
5:59 PM	NB	T752			
TOTAL		***130***	***TOTAL***		***97***

Prepared by National Data & Surveying Services

License Plate Study

Location: Virginia Ave & Olive Ave
City: Burbank, CA

Date: 1/18/2022
Day: Tuesday

**NP = No Plate*

AM

Time	Direction	License Plate	Time	Direction	License Plate
7:01 AM	NB	M232	7:00 AM	SB	38T7
7:03 AM	NB	T125	7:06 AM	SB	J820
7:07 AM	NB	R902	7:08 AM	SB	U864
7:07 AM	NB	7181	7:09 AM	SB	G586
7:08 AM	NB	J880	7:10 AM	SB	H083
7:14 AM	NB	4878	7:13 AM	SB	K948
7:16 AM	NB	26N1	7:22 AM	SB	W948
7:18 AM	NB	G518	7:27 AM	SB	44J1
7:19 AM	NB	X518	7:33 AM	SB	J857
7:27 AM	NB	E949	7:35 AM	SB	H300
7:30 AM	NB	9502	7:35 AM	SB	P457
7:30 AM	NB	K630	7:35 AM	SB	F133
7:34 AM	NB	P965	7:36 AM	SB	D019
7:35 AM	NB	F133	7:36 AM	SB	D776
7:35 AM	NB	C816	7:38 AM	SB	N128
7:35 AM	NB	1452	7:39 AM	SB	ELCA
7:37 AM	NB	J433	7:43 AM	SB	ESCA
7:38 AM	NB	S203	7:44 AM	SB	7035
7:39 AM	NB	ENGA	7:45 AM	SB	B070
7:41 AM	NB	STER	7:45 AM	SB	3843
7:42 AM	NB	N081	7:45 AM	SB	A373
7:43 AM	NB	U535	7:45 AM	SB	L950
7:43 AM	NB	B419	7:51 AM	SB	4460
7:43 AM	NB	X569	7:53 AM	SB	Z714
7:45 AM	NB	H427	7:54 AM	SB	D022
7:45 AM	NB	U722	7:54 AM	SB	IRAY
7:45 AM	NB	B289	7:54 AM	SB	L763
7:45 AM	NB	J784	7:55 AM	SB	N178
7:45 AM	NB	3942	7:55 AM	SB	0670
7:46 AM	NB	0574	7:56 AM	SB	C391
7:47 AM	NB	V759	7:58 AM	SB	W161
7:47 AM	NB	H314	8:00 AM	SB	F519
7:47 AM	NB	2079	8:05 AM	SB	V033
7:47 AM	NB	N854	8:09 AM	SB	J961
7:47 AM	NB	C426	8:10 AM	SB	T446
7:48 AM	NB	U961	8:11 AM	SB	P516
7:48 AM	NB	B032	8:11 AM	SB	E916
7:48 AM	NB	IRAY	8:12 AM	SB	1312
7:48 AM	NB	7035	8:12 AM	SB	JRNY
7:49 AM	NB	N078	8:13 AM	SB	Z038
7:49 AM	NB	A003	8:19 AM	SB	IRNY
7:49 AM	NB	D461	8:20 AM	SB	X444
7:50 AM	NB	B874	8:20 AM	SB	P873
7:50 AM	NB	0084	8:23 AM	SB	F309
7:50 AM	NB	K897	8:23 AM	SB	P107
7:51 AM	NB	E678	8:23 AM	SB	X720
7:51 AM	NB	A996	8:26 AM	SB	4208
7:51 AM	NB	E071	8:28 AM	SB	4584
7:51 AM	NB	M973	8:32 AM	SB	N566
7:52 AM	NB	B566	8:33 AM	SB	Z875
7:52 AM	NB	D371	8:33 AM	SB	F103
7:53 AM	NB	C115	8:35 AM	SB	P836
7:53 AM	NB	A611	8:37 AM	SB	6755
7:53 AM	NB	Z801	8:47 AM	SB	3188
7:53 AM	NB	97X1	8:55 AM	SB	C350
7:53 AM	NB	AL78	8:55 AM	SB	E383
7:53 AM	NB	39H2	8:59 AM	SB	V750
7:54 AM	NB	M267			
7:54 AM	NB	A703			
7:55 AM	NB	PW49			
7:55 AM	NB	D044			
7:55 AM	NB	88V2			
7:55 AM	NB	L969			
7:58 AM	NB	S531			
7:58 AM	NB	Y340			
7:58 AM	NB	L668			
7:58 AM	NB	C791			
7:58 AM	NB	C348			
7:58 AM	NB	C001			
7:58 AM	NB	D002			
7:58 AM	NB	25BX			
7:59 AM	NB	V271			
7:59 AM	NB	W032			
7:59 AM	NB	F178			
7:59 AM	NB	S745			
7:59 AM	NB	6070			
7:59 AM	NB	6557			
8:00 AM	NB	B997			
8:01 AM	NB	V786			
8:01 AM	NB	J606			
8:02 AM	NB	X071			
8:03 AM	NB	2830			
8:07 AM	NB	K529			
8:07 AM	NB	Y916			
8:09 AM	NB	H958			
8:11 AM	NB	P965			
8:11 AM	NB	D083			
8:13 AM	NB	Y403			
8:14 AM	NB	JRNY			
8:15 AM	NB	X444			
8:15 AM	NB	E672			
8:15 AM	NB	7100			
8:16 AM	NB	L250			
8:19 AM	NB	6151			
8:19 AM	NB	H506			
8:19 AM	NB	B788			
8:20 AM	NB	2517			
8:22 AM	NB	05P4			
8:23 AM	NB	Z875			
8:23 AM	NB	6597			
8:24 AM	NB	S654			
8:24 AM	NB	R128			
8:26 AM	NB	JPNY			
8:26 AM	NB	U681			
8:27 AM	NB	N566			
8:29 AM	NB	T956			
8:31 AM	NB	Z959			
8:31 AM	NB	V244			
8:31 AM	NB	UV75			
8:32 AM	NB	7102			
8:32 AM	NB	0670			
8:32 AM	NB	M688			
8:35 AM	NB	6199			
8:36 AM	NB	J852			
8:38 AM	NB	L620			
8:41 AM	NB	N202			
8:41 AM	NB	Y464			
8:43 AM	NB	F646			

MD

Time	Direction	License Plate	Time	Direction	License Plate
11:03 AM	NB	MK62	11:00 AM	SB	6113
11:05 AM	NB	V672	11:07 AM	SB	D307
11:05 AM	NB	W917	11:09 AM	SB	U420
11:06 AM	NB	V759	11:09 AM	SB	S009
11:07 AM	NB	FM10	11:10 AM	SB	C908
11:08 AM	NB	N977	11:11 AM	SB	F248
11:08 AM	NB	B378	11:13 AM	SB	U739
11:11 AM	NB	T720	11:14 AM	SB	H915
11:11 AM	NB	B191	11:19 AM	SB	4111
11:11 AM	NB	EN6A	11:19 AM	SB	P636
11:13 AM	NB	V206	11:20 AM	SB	W883
11:14 AM	NB	71R2	11:31 AM	SB	L270
11:15 AM	NB	M171	11:32 AM	SB	C023
11:16 AM	NB	8600	11:32 AM	SB	COKE
11:16 AM	NB	0424	11:38 AM	SB	J502
11:17 AM	NB	S385	11:41 AM	SB	1970
11:18 AM	NB	C020	11:42 AM	SB	9XMX
11:22 AM	NB	P463	11:42 AM	SB	6204
11:23 AM	NB	K589	11:43 AM	SB	6015
11:24 AM	NB	7942	11:44 AM	SB	Y916
11:30 AM	NB	G854	11:44 AM	SB	5894
11:31 AM	NB	V608	11:45 AM	SB	6542
11:31 AM	NB	58K0	11:46 AM	SB	T005
11:32 AM	NB	L270	11:48 AM	SB	P268
11:33 AM	NB	S957	11:50 AM	SB	A971
11:36 AM	NB	Y916	11:50 AM	SB	A864
11:37 AM	NB	S343	11:51 AM	SB	L234
11:38 AM	NB	M714	11:53 AM	SB	6942
11:39 AM	NB	SHUK	11:55 AM	SB	Z226
11:39 AM	NB	J909	11:58 AM	SB	1982
11:41 AM	NB	X751	12:03 PM	SB	D866
11:43 AM	NB	0620	12:04 PM	SB	M875
11:44 AM	NB	H444	12:06 PM	SB	E232
11:45 AM	NB	6941	12:07 PM	SB	B358
11:47 AM	NB	L270	12:07 PM	SB	N457
11:48 AM	NB	6321	12:08 PM	SB	H922
11:48 AM	NB	T355	12:09 PM	SB	V328
11:49 AM	NB	5600	12:10 PM	SB	69P2
11:54 AM	NB	B760	12:10 PM	SB	W651
11:55 AM	NB	L433	12:11 PM	SB	12C3
11:57 AM	NB	B966	12:11 PM	SB	V098
12:00 PM	NB	H723	12:13 PM	SB	90Y0
12:01 PM	NB	R888	12:14 PM	SB	L504
12:02 PM	NB	HVDN	12:15 PM	SB	R888
12:04 PM	NB	L942	12:15 PM	SB	7670
12:05 PM	NB	48Z2	12:20 PM	SB	H898
12:05 PM	NB	Z986	12:21 PM	SB	E519
12:06 PM	NB	G942	12:22 PM	SB	W543
12:07 PM	NB	M503	12:23 PM	SB	Z237
12:08 PM	NB	94E2	12:24 PM	SB	G351
12:09 PM	NB	E519	12:27 PM	SB	E35C
12:11 PM	NB	9035	12:27 PM	SB	H416
12:13 PM	NB	Z268	12:33 PM	SB	P739
12:13 PM	NB	H551	12:38 PM	SB	2378
12:13 PM	NB	71Q2	12:39 PM	SB	L411
12:14 PM	NB	S591	12:40 PM	SB	E620
12:14 PM	NB	C731	12:42 PM	SB	E194
12:15 PM	NB	6338	12:46 PM	SB	X782
12:15 PM	NB	U699	12:46 PM	SB	A355
12:18 PM	NB	4202	12:49 PM	SB	K400
12:25 PM	NB	B1B1	12:49 PM	SB	P934
12:27 PM	NB	M128	12:50 PM	SB	W543
12:27 PM	NB	Z677	12:51 PM	SB	C219
12:28 PM	NB	54U2	12:53 PM	SB	D125
12:29 PM	NB	N958	12:54 PM	SB	2403
12:29 PM	NB	N201	12:54 PM	SB	13N1
12:29 PM	NB	H504	12:54 PM	SB	E259
12:30 PM	NB	P965	12:55 PM	SB	M026
12:31 PM	NB	W543	12:59 PM	SB	L534
12:32 PM	NB	6832			
12:33 PM	NB	6599			
12:35 PM	NB	7942			
12:36 PM	NB	Y387			
12:37 PM	NB	2830			
12:39 PM	NB	P647			
12:39 PM	NB	B422			
12:42 PM	NB	W202			
12:43 PM	NB	L540			
12:44 PM	NB	K883			
12:45 PM	NB	37J3			
12:45 PM	NB	P516			
12:46 PM	NB	V722			
12:46 PM	NB	43C3			
12:47 PM	NB	R007			
12:48 PM	NB	E451			
12:49 PM	NB	K804			
12:51 PM	NB	M437			
12:51 PM	NB	B762			
12:52 PM	NB	A305			
12:53 PM	NB	1254			
12:54 PM	NB	P373			
12:54 PM	NB	75A3			
12:57 PM	NB	M246			
12:57 PM	NB	V836			
12:58 PM	NB	44MV			
12:58 PM	NB	M153			
12:58 PM	NB	F103			
TOTAL		*97*	*TOTAL*		*69*

PM

Time	Direction	License Plate	Time	Direction	License Plate
4:00 PM	NB	U775	4:03 PM	SB	L487
4:02 PM	NB	W511	4:04 PM	SB	T529
4:03 PM	NB	M867	4:05 PM	SB	Y562
4:05 PM	NB	88U1	4:06 PM	SB	2054
4:06 PM	NB	C365	4:07 PM	SB	55MH
4:07 PM	NB	I470	4:12 PM	SB	B060
4:07 PM	NB	U862	4:13 PM	SB	E071
4:07 PM	NB	G935	4:17 PM	SB	S686
4:07 PM	NB	8459	4:18 PM	SB	H903
4:08 PM	NB	K546	4:20 PM	SB	A599
4:08 PM	NB	R247	4:20 PM	SB	10J3
4:08 PM	NB	M140	4:21 PM	SB	6220
4:09 PM	NB	S359	4:26 PM	SB	T168
4:10 PM	NB	C977	4:27 PM	SB	U175
4:10 PM	NB	L288	4:27 PM	SB	H903
4:10 PM	NB	B329	4:28 PM	SB	B707
4:14 PM	NB	C047	4:31 PM	SB	B742
4:14 PM	NB	K693	4:32 PM	SB	W793
4:15 PM	NB	C004	4:34 PM	SB	H859
4:15 PM	NB	S935	4:38 PM	SB	P836
4:18 PM	NB	H792	4:38 PM	SB	M985
4:19 PM	NB	P329	4:39 PM	SB	E745
4:19 PM	NB	V866	4:41 PM	SB	T711
4:20 PM	NB	Z277	4:41 PM	SB	Z959
4:20 PM	NB	1071	4:42 PM	SB	L903
4:21 PM	NB	Y321	4:44 PM	SB	H757
4:24 PM	NB	Y522	4:46 PM	SB	T585
4:27 PM	NB	H859	4:49 PM	SB	R465
4:29 PM	NB	E519	4:49 PM	SB	ZONE
4:30 PM	NB	R180	4:59 PM	SB	R866
4:30 PM	NB	B708	5:00 PM	SB	Z959
4:32 PM	NB	L608	5:01 PM	SB	H860
4:32 PM	NB	P915	5:06 PM	SB	L891
4:35 PM	NB	H242	5:08 PM	SB	D771
4:35 PM	NB	C271	5:08 PM	SB	R599
4:35 PM	NB	B401	5:08 PM	SB	29Q2
4:36 PM	NB	S533	5:09 PM	SB	U422
4:38 PM	NB	J944	5:11 PM	SB	S502
4:38 PM	NB	33J2	5:12 PM	SB	2969
4:41 PM	NB	K231	5:13 PM	SB	M424
4:42 PM	NB	H222	5:18 PM	SB	ABAM
4:44 PM	NB	C823	5:21 PM	SB	X833
4:44 PM	NB	J094	5:24 PM	SB	C739
4:45 PM	NB	K524	5:28 PM	SB	C464
4:46 PM	NB	4525	5:29 PM	SB	R342
4:48 PM	NB	94DK	5:34 PM	SB	L689
4:49 PM	NB	H520	5:36 PM	SB	H903
4:50 PM	NB	K731	5:38 PM	SB	H547
4:51 PM	NB	T475	5:39 PM	SB	N118
4:51 PM	NB	W371	5:40 PM	SB	T424
4:52 PM	NB	24Z1	5:40 PM	SB	W203
4:54 PM	NB	94DK	5:41 PM	SB	D221
4:56 PM	NB	A318	5:41 PM	SB	V033
4:56 PM	NB	U397	5:43 PM	SB	B737
4:56 PM	NB	X742	5:44 PM	SB	T562
4:59 PM	NB	E071	5:48 PM	SB	9502
4:59 PM	NB	2937	5:53 PM	SB	K283
5:00 PM	NB	Y624	5:53 PM	SB	F082
5:01 PM	NB	08J3	5:56 PM	SB	X435
5:03 PM	NB	9347			
5:05 PM	NB	S518			
5:06 PM	NB	4005			
5:08 PM	NB	V752			
5:08 PM	NB	M715			
5:09 PM	NB	X139			
5:14 PM	NB	R253			
5:14 PM	NB	P663			
5:15 PM	NB	X200			
5:16 PM	NB	E821			
5:16 PM	NB	I717			
5:19 PM	NB	N060			
5:20 PM	NB	F491			
5:20 PM	NB	P516			
5:20 PM	NB	7939			
5:21 PM	NB	P755			
5:24 PM	NB	Y393			
5:26 PM	NB	01N2			
5:28 PM	NB	JMVP			
5:30 PM	NB	W883			
5:31 PM	NB	3628			
5:33 PM	NB	T817			
5:34 PM	NB	E515			
5:35 PM	NB	M104			
5:35 PM	NB	H697			
5:37 PM	NB	B528			
5:40 PM	NB	E342			
5:40 PM	NB	B467			
5:41 PM	NB	T867			
5:42 PM	NB	D646			
5:44 PM	NB	M309			
5:45 PM	NB	55MH			
5:46 PM	NB	B753			
5:50 PM	NB	X280			
5:50 PM	NB	M806			
5:51 PM	NB	9540			
5:54 PM	NB	B737			
5:58 PM	NB	L973			
5:59 PM	NB	W275			
5:59 PM	NB	L942			
TOTAL		*99*	*TOTAL*		*59*

8:43 AM	NB	K150			
8:44 AM	NB	B301			
8:45 AM	NB	Y044			
8:46 AM	NB	P031			
8:55 AM	NB	U410			
8:57 AM	NB	0432			
8:58 AM	NB	X810			
8:58 AM	NB	D461			
8:59 AM	NB	P335			
8:59 AM	NB	4K58			
TOTAL		***128***	***TOTAL***		***57***

Prepared by National Data & Surveying Services

License Plate Study

Location: S Main St & W Oak St
City: Burbank, CA

Date: 1/18/2022
Day: Tuesday

***NP** = *No Plate*

AM					
Time	Direction	License Plate	Time	Direction	License Plate
7:02 AM	EB	7012	7:04 AM	WB	W906
7:05 AM	EB	2336	7:05 AM	WB	E334
7:05 AM	EB	E005	7:06 AM	WB	N436
7:06 AM	EB	W717	7:07 AM	WB	T277
7:08 AM	EB	04V2	7:08 AM	WB	W337
7:08 AM	EB	06A1	7:09 AM	WB	A650
7:09 AM	EB	6BWA	7:09 AM	WB	E005
7:10 AM	EB	S686	7:11 AM	WB	M106
7:14 AM	EB	P471	7:11 AM	WB	P268
7:14 AM	EB	0016	7:13 AM	WB	2621
7:15 AM	EB	N946	7:13 AM	WB	N161
7:16 AM	EB	A601	7:15 AM	WB	T216
7:17 AM	EB	T346	7:18 AM	WB	5454
7:17 AM	EB	K036	7:19 AM	WB	D108
7:17 AM	EB	9051	7:21 AM	WB	D526
7:18 AM	EB	E186	7:22 AM	WB	5962
7:20 AM	EB	K650	7:23 AM	WB	L904
7:21 AM	EB	E261	7:24 AM	WB	Y132
7:22 AM	EB	G521	7:25 AM	WB	L821
7:23 AM	EB	L386	7:27 AM	WB	4316
7:24 AM	EB	B886	7:28 AM	WB	F343
7:25 AM	EB	S302	7:29 AM	WB	A205
7:26 AM	EB	NP	7:29 AM	WB	C562
7:27 AM	EB	G135	7:29 AM	WB	N170
7:30 AM	EB	8412	7:30 AM	WB	60V1
7:30 AM	EB	1804	7:30 AM	WB	H756
7:31 AM	EB	B012	7:30 AM	WB	6229
7:31 AM	EB	F448	7:31 AM	WB	71K5
7:31 AM	EB	NP	7:31 AM	WB	W153
7:33 AM	EB	B704	7:31 AM	WB	1399
7:33 AM	EB	H259	7:32 AM	WB	X721
7:33 AM	EB	S898	7:33 AM	WB	U172
7:33 AM	EB	F667	7:34 AM	WB	F757
7:34 AM	EB	NP	7:34 AM	WB	C5P1
7:34 AM	EB	V276	7:34 AM	WB	5601
7:35 AM	EB	1572	7:35 AM	WB	R056
7:35 AM	EB	F454	7:36 AM	WB	G012
7:35 AM	EB	L010	7:36 AM	WB	J697
7:35 AM	EB	L898	7:36 AM	WB	02IH
7:36 AM	EB	E352	7:37 AM	WB	88C0
7:36 AM	EB	S6R2	7:37 AM	WB	P863
7:36 AM	EB	Q215	7:37 AM	WB	T539
7:37 AM	EB	L526	7:37 AM	WB	C404
7:38 AM	EB	NTRI	7:37 AM	WB	D720
7:38 AM	EB	2815	7:37 AM	WB	F085
7:38 AM	EB	T662	7:38 AM	WB	V905
7:38 AM	EB	29C2	7:38 AM	WB	A825
7:39 AM	EB	F378	7:39 AM	WB	D161
7:39 AM	EB	6937	7:39 AM	WB	49C3
7:39 AM	EB	X093	7:40 AM	WB	8L64
7:40 AM	EB	N771	7:40 AM	WB	1827
7:40 AM	EB	S735	7:40 AM	WB	C612
7:40 AM	EB	45B1	7:41 AM	WB	9273
7:40 AM	EB	E588	7:41 AM	WB	G182
7:40 AM	EB	5395	7:41 AM	WB	T483
7:40 AM	EB	1530	7:41 AM	WB	F136
7:40 AM	EB	B944	7:41 AM	WB	W175
7:40 AM	EB	C176	7:42 AM	WB	H110
7:41 AM	EB	E387	7:43 AM	WB	B618
7:41 AM	EB	L381	7:43 AM	WB	8668
7:41 AM	EB	N464	7:43 AM	WB	Z684
7:42 AM	EB	Q781	7:43 AM	WB	6534
7:42 AM	EB	4040	7:43 AM	WB	M746
7:42 AM	EB	E868	7:43 AM	WB	U720
7:42 AM	EB	F998	7:44 AM	WB	00C0
7:43 AM	EB	C126	7:44 AM	WB	F401
7:43 AM	EB	B541	7:44 AM	WB	M057
7:44 AM	EB	86X2	7:44 AM	WB	2052
7:44 AM	EB	XEWL	7:44 AM	WB	4156
7:44 AM	EB	S921	7:45 AM	WB	T307
7:44 AM	EB	23T2	7:45 AM	WB	5413
7:44 AM	EB	4839	7:45 AM	WB	A697
7:45 AM	EB	2921	7:45 AM	WB	5653
7:45 AM	EB	M997	7:45 AM	WB	5247
7:45 AM	EB	1865	7:46 AM	WB	AR17
7:45 AM	EB	H194	7:46 AM	WB	77A0
7:45 AM	EB	L527	7:47 AM	WB	W001
7:46 AM	EB	U415	7:47 AM	WB	A003
7:46 AM	EB	V135	7:47 AM	WB	D438
7:46 AM	EB	L578	7:48 AM	WB	L810
7:47 AM	EB	P646	7:48 AM	WB	H262
7:47 AM	EB	F689	7:49 AM	WB	3314
7:47 AM	EB	E167	7:49 AM	WB	F975
7:48 AM	EB	Z653	7:49 AM	WB	L546
7:48 AM	EB	H205	7:50 AM	WB	5250
7:48 AM	EB	5653	7:50 AM	WB	B548
7:48 AM	EB	B858	7:50 AM	WB	4501
7:48 AM	EB	C483	7:50 AM	WB	N078
7:49 AM	EB	F641	7:51 AM	WB	M278
7:49 AM	EB	6233	7:51 AM	WB	P386
7:49 AM	EB	Y558	7:51 AM	WB	Z801
7:50 AM	EB	M450	7:51 AM	WB	4836
7:50 AM	EB	A065	7:51 AM	WB	6415
7:50 AM	EB	R075	7:51 AM	WB	5802
7:50 AM	EB	E977	7:51 AM	WB	W617
7:50 AM	EB	D629	7:51 AM	WB	MKNG
7:50 AM	EB	G437	7:52 AM	WB	2745
7:50 AM	EB	1221	7:52 AM	WB	R077
7:51 AM	EB	W487	7:52 AM	WB	6228
7:51 AM	EB	G959	7:52 AM	WB	Z437
7:51 AM	EB	30B8	7:52 AM	WB	B500
7:51 AM	EB	X274	7:53 AM	WB	M700
7:51 AM	EB	S350	7:53 AM	WB	V500
7:52 AM	EB	G260	7:53 AM	WB	B652
7:52 AM	EB	A954	7:53 AM	WB	S046
7:52 AM	EB	X779	7:53 AM	WB	5934
7:53 AM	EB	Z236	7:53 AM	WB	17X7
7:53 AM	EB	1050	7:53 AM	WB	M609
7:53 AM	EB	F231	7:53 AM	WB	1312
7:54 AM	EB	S500	7:54 AM	WB	5207
7:54 AM	EB	B222	7:54 AM	WB	3000
7:54 AM	EB	L565	7:54 AM	WB	E152
7:54 AM	EB	E122	7:55 AM	WB	B121
7:55 AM	EB	P228	7:55 AM	WB	4916
7:55 AM	EB	S615	7:55 AM	WB	J490

MD					
Time	Direction	License Plate	Time	Direction	License Plate
11:00 AM	EB	T661	11:01 AM	WB	M715
11:02 AM	EB	A215	11:01 AM	WB	T646
11:04 AM	EB	34Y0	11:02 AM	WB	T586
11:05 AM	EB	T962	11:05 AM	WB	64C1
11:08 AM	EB	M944	11:05 AM	WB	V709
11:08 AM	EB	N364	11:06 AM	WB	N369
11:09 AM	EB	W096	11:06 AM	WB	V253
11:10 AM	EB	M775	11:07 AM	WB	4476
11:11 AM	EB	N270	11:08 AM	WB	V059
11:12 AM	EB	V253	11:12 AM	WB	V908
11:13 AM	EB	PLN2	11:13 AM	WB	M356
11:14 AM	EB	Y153	11:14 AM	WB	H041
11:15 AM	EB	W478	11:15 AM	WB	E790
11:16 AM	EB	67H1	11:17 AM	WB	A500
11:16 AM	EB	3548	11:17 AM	WB	M404
11:19 AM	EB	0131	11:19 AM	WB	15W0
11:20 AM	EB	5303	11:20 AM	WB	A225
11:20 AM	EB	P783	11:21 AM	WB	V677
11:26 AM	EB	6882	11:24 AM	WB	R525
11:27 AM	EB	R391	11:24 AM	WB	N278
11:27 AM	EB	Z914	11:24 AM	WB	L921
11:29 AM	EB	V046	11:25 AM	WB	M043
11:31 AM	EB	18N9	11:25 AM	WB	74A8
11:31 AM	EB	N220	11:25 AM	WB	F220
11:32 AM	EB	92K7	11:26 AM	WB	G089
11:32 AM	EB	F220	11:26 AM	WB	2634
11:33 AM	EB	MM45	11:28 AM	WB	W303
11:34 AM	EB	0G89	11:28 AM	WB	NP
11:34 AM	EB	C020	11:29 AM	WB	72J6
11:36 AM	EB	P184	11:29 AM	WB	L782
11:40 AM	EB	C338	11:29 AM	WB	R208
11:41 AM	EB	9173	11:32 AM	WB	9576
11:41 AM	EB	A533	11:33 AM	WB	R421
11:42 AM	EB	2560	11:35 AM	WB	K137
11:42 AM	EB	NP	11:35 AM	WB	8669
11:43 AM	EB	4V92	11:36 AM	WB	P702
11:43 AM	EB	0532	11:38 AM	WB	L514
11:45 AM	EB	B669	11:38 AM	WB	T005
11:48 AM	EB	D405	11:39 AM	WB	Z962
11:48 AM	EB	95M1	11:39 AM	WB	M782
11:49 AM	EB	T826	11:39 AM	WB	D490
11:49 AM	EB	L850	11:40 AM	WB	81V1
11:49 AM	EB	Z590	11:41 AM	WB	R421
11:51 AM	EB	20T1	11:42 AM	WB	Z078
11:51 AM	EB	T346	11:44 AM	WB	W592
11:52 AM	EB	G136	11:44 AM	WB	F040
11:54 AM	EB	A607	11:45 AM	WB	Y307
11:58 AM	EB	R275	11:45 AM	WB	C006
11:59 AM	EB	G120	11:46 AM	WB	Z078
12:02 PM	EB	W510	11:47 AM	WB	5600
12:02 PM	EB	L514	11:47 AM	WB	4U01
12:02 PM	EB	3073	11:48 AM	WB	D903
12:03 PM	EB	R619	11:49 AM	WB	E845
12:03 PM	EB	T894	11:52 AM	WB	U260
12:04 PM	EB	R866	11:54 AM	WB	W134
12:05 PM	EB	Z150	11:55 AM	WB	M158
12:05 PM	EB	V227	11:57 AM	WB	P529
12:06 PM	EB	P038	12:01 PM	WB	K503
12:06 PM	EB	9851	12:02 PM	WB	WZ96
12:07 PM	EB	5703	12:02 PM	WB	NP
12:07 PM	EB	M184	12:03 PM	WB	X147
12:07 PM	EB	G536	12:04 PM	WB	K148
12:07 PM	EB	K142	12:05 PM	WB	P294
12:09 PM	EB	4975	12:08 PM	WB	2314
12:10 PM	EB	2759	12:08 PM	WB	N275
12:10 PM	EB	25K2	12:11 PM	WB	J250
12:11 PM	EB	Z6C3	12:12 PM	WB	U519
12:13 PM	EB	N266	12:13 PM	WB	NP
12:13 PM	EB	C5UN	12:14 PM	WB	J247
12:14 PM	EB	G120	12:14 PM	WB	75F2
12:14 PM	EB	1483	12:14 PM	WB	B089
12:14 PM	EB	X925	12:15 PM	WB	B135
12:16 PM	EB	37M2	12:16 PM	WB	D105
12:17 PM	EB	H756	12:17 PM	WB	X007
12:17 PM	EB	T160	12:18 PM	WB	J247
12:17 PM	EB	2956	12:20 PM	WB	N625
12:19 PM	EB	S887	12:20 PM	WB	S378
12:19 PM	EB	2335	12:21 PM	WB	9883
12:19 PM	EB	M627	12:22 PM	WB	L746
12:22 PM	EB	N757	12:23 PM	WB	D155
12:23 PM	EB	R715	12:27 PM	WB	J896
12:24 PM	EB	W041	12:27 PM	WB	C020
12:25 PM	EB	T030	12:29 PM	WB	J870
12:26 PM	EB	T743	12:32 PM	WB	E409
12:26 PM	EB	1318	12:32 PM	WB	7786
12:27 PM	EB	F861	12:34 PM	WB	G348
12:28 PM	EB	25K2	12:34 PM	WB	C793
12:28 PM	EB	X890	12:34 PM	WB	A504
12:28 PM	EB	E510	12:36 PM	WB	M836
12:30 PM	EB	4852	12:38 PM	WB	P184
12:30 PM	EB	V237	12:40 PM	WB	E359
12:31 PM	EB	D307	12:41 PM	WB	2150
12:33 PM	EB	BD46	12:42 PM	WB	N222
12:33 PM	EB	D474	12:42 PM	WB	F413
12:33 PM	EB	F669	12:42 PM	WB	L663
12:35 PM	EB	L348	12:42 PM	WB	A373
12:35 PM	EB	3907	12:42 PM	WB	E422
12:36 PM	EB	2816	12:43 PM	WB	L746
12:37 PM	EB	D044	12:43 PM	WB	T250
12:40 PM	EB	5779	12:44 PM	WB	B049
12:41 PM	EB	F431	12:46 PM	WB	Q442
12:41 PM	EB	C649	12:46 PM	WB	T567
12:43 PM	EB	31B8	12:48 PM	WB	P245
12:44 PM	EB	N389	12:48 PM	WB	3222
12:45 PM	EB	U813	12:49 PM	WB	J918
12:45 PM	EB	60R2	12:50 PM	WB	L250
12:46 PM	EB	B445	12:50 PM	WB	8879
12:50 PM	EB	0L46	12:51 PM	WB	1481
12:52 PM	EB	42T2	12:51 PM	WB	F431
12:53 PM	EB	U418	12:52 PM	WB	H066
12:53 PM	EB	G015	12:54 PM	WB	L221
12:54 PM	EB	Z616	12:54 PM	WB	89A4
12:54 PM	EB	31F8	12:55 PM	WB	B912
12:55 PM	EB	G477	12:56 PM	WB	87T1
12:57 PM	EB	0G89	12:56 PM	WB	1879

PM					
Time	Direction	License Plate	Time	Direction	License Plate
4:00 PM	EB	88P2	4:00 PM	WB	21J0
4:01 PM	EB	C482	4:01 PM	WB	M161
4:01 PM	EB	Y132	4:02 PM	WB	N267
4:01 PM	EB	X897	4:05 PM	WB	T734
4:02 PM	EB	G356	4:05 PM	WB	L389
4:02 PM	EB	9413	4:06 PM	WB	A861
4:02 PM	EB	86V2	4:06 PM	WB	F702
4:03 PM	EB	Y812	4:06 PM	WB	W670
4:04 PM	EB	J345	4:07 PM	WB	F550
4:06 PM	EB	J246	4:08 PM	WB	J259
4:08 PM	EB	C467	4:09 PM	WB	5369
4:10 PM	EB	N502	4:10 PM	WB	T894
4:11 PM	EB	A182	4:10 PM	WB	T384
4:11 PM	EB	F554	4:11 PM	WB	N760
4:12 PM	EB	2972	4:11 PM	WB	B941
4:12 PM	EB	P216	4:12 PM	WB	L328
4:13 PM	EB	Y975	4:12 PM	WB	V870
4:13 PM	EB	F747	4:14 PM	WB	2723
4:14 PM	EB	5316	4:15 PM	WB	BD49
4:15 PM	EB	W697	4:15 PM	WB	3948
4:17 PM	EB	N932	4:16 PM	WB	Z088
4:17 PM	EB	C400	4:18 PM	WB	6266
4:17 PM	EB	16B5	4:18 PM	WB	1516
4:19 PM	EB	V262	4:18 PM	WB	F671
4:19 PM	EB	8886	4:20 PM	WB	S008
4:20 PM	EB	L103	4:20 PM	WB	W938
4:20 PM	EB	7761	4:21 PM	WB	B632
4:21 PM	EB	8195	4:21 PM	WB	G049
4:22 PM	EB	D569	4:22 PM	WB	C533
4:23 PM	EB	R413	4:22 PM	WB	L718
4:24 PM	EB	S480	4:23 PM	WB	9234
4:24 PM	EB	ILTY	4:25 PM	WB	U502
4:25 PM	EB	H512	4:25 PM	WB	SNAP
4:27 PM	EB	Z661	4:25 PM	WB	90Z6
4:27 PM	EB	2303	4:25 PM	WB	9451
4:27 PM	EB	C415	4:25 PM	WB	N932
4:28 PM	EB	K316	4:26 PM	WB	JH19
4:28 PM	EB	G736	4:27 PM	WB	X977
4:29 PM	EB	71K2	4:28 PM	WB	NP
4:29 PM	EB	5686	4:28 PM	WB	7118
4:30 PM	EB	H903	4:28 PM	WB	10P3
4:30 PM	EB	S377	4:28 PM	WB	C745
4:32 PM	EB	2198	4:32 PM	WB	S937
4:33 PM	EB	85Y1	4:32 PM	WB	G315
4:33 PM	EB	S830	4:32 PM	WB	R615
4:34 PM	EB	N997	4:33 PM	WB	C188
4:34 PM	EB	N389	4:33 PM	WB	M816
4:35 PM	EB	N800	4:34 PM	WB	R452
4:35 PM	EB	95H3	4:34 PM	WB	D490
4:37 PM	EB	I053	4:36 PM	WB	8451
4:38 PM	EB	E215	4:36 PM	WB	W208
4:39 PM	EB	D431	4:36 PM	WB	6327
4:40 PM	EB	H670	4:37 PM	WB	S759
4:41 PM	EB	J188	4:37 PM	WB	Z819
4:41 PM	EB	84B1	4:38 PM	WB	F218
4:44 PM	EB	V998	4:39 PM	WB	D012
4:46 PM	EB	C755	4:42 PM	WB	0342
4:47 PM	EB	S393	4:42 PM	WB	NP
4:47 PM	EB	D022	4:45 PM	WB	2352
4:48 PM	EB	K783	4:46 PM	WB	H903
4:50 PM	EB	5717	4:47 PM	WB	S047
4:51 PM	EB	C683	4:47 PM	WB	5542
4:52 PM	EB	Y854	4:47 PM	WB	69Z3
4:53 PM	EB	R685	4:47 PM	WB	G782
4:53 PM	EB	M272	4:49 PM	WB	E257
4:53 PM	EB	Y915	4:49 PM	WB	36K6
4:54 PM	EB	S945	4:49 PM	WB	H510
4:54 PM	EB	63T1	4:50 PM	WB	D636
4:54 PM	EB	9198	4:50 PM	WB	L219
4:55 PM	EB	X654	4:50 PM	WB	X064
4:56 PM	EB	2579	4:51 PM	WB	D074
4:56 PM	EB	L632	4:54 PM	WB	M301
4:57 PM	EB	X529	4:55 PM	WB	6834
4:57 PM	EB	V123	4:55 PM	WB	3598
4:58 PM	EB	M249	4:59 PM	WB	74S8
4:58 PM	EB	4082	4:59 PM	WB	Y420
4:59 PM	EB	K241	5:01 PM	WB	T787
5:01 PM	EB	U097	5:01 PM	WB	A920
5:01 PM	EB	B353	5:02 PM	WB	2571
5:01 PM	EB	1962	5:03 PM	WB	71B0
5:02 PM	EB	A877	5:05 PM	WB	EU84
5:02 PM	EB	M578	5:05 PM	WB	A838
5:02 PM	EB	S482	5:07 PM	WB	9914
5:02 PM	EB	95F1	5:07 PM	WB	G571
5:03 PM	EB	6A88	5:08 PM	WB	R134
5:04 PM	EB	D763	5:08 PM	WB	29Y5
5:04 PM	EB	B934	5:09 PM	WB	4194
5:06 PM	EB	B716	5:10 PM	WB	N948
5:06 PM	EB	D220	5:12 PM	WB	S056
5:07 PM	EB	5937	5:13 PM	WB	E090
5:09 PM	EB	37X3	5:14 PM	WB	E409
5:09 PM	EB	K873	5:15 PM	WB	T339
5:09 PM	EB	7739	5:16 PM	WB	K241
5:10 PM	EB	D766	5:17 PM	WB	R788
5:10 PM	EB	S724	5:19 PM	WB	G689
5:10 PM	EB	1345	5:20 PM	WB	03J8
5:10 PM	EB	25Z2	5:22 PM	WB	PALM
5:11 PM	EB	H242	5:22 PM	WB	W717
5:11 PM	EB	S455	5:25 PM	WB	S724
5:12 PM	EB	S896	5:27 PM	WB	P846
5:14 PM	EB	3707	5:27 PM	WB	Z408
5:16 PM	EB	W602	5:27 PM	WB	M929
5:17 PM	EB	72V2	5:28 PM	WB	S571
5:17 PM	EB	P359	5:28 PM	WB	6468
5:17 PM	EB	B477	5:28 PM	WB	L796
5:19 PM	EB	M917	5:29 PM	WB	F196
5:20 PM	EB	51F3	5:29 PM	WB	3817
5:21 PM	EB	R056	5:29 PM	WB	R475
5:21 PM	EB	2944	5:30 PM	WB	W529
5:22 PM	EB	5261	5:30 PM	WB	B118
5:22 PM	EB	B179	5:31 PM	WB	R943
5:22 PM	EB	Z334	5:31 PM	WB	B188
5:23 PM	EB	J189	5:35 PM	WB	P603
5:23 PM	EB	D947	5:35 PM	WB	H824
5:24 PM	EB	W911	5:40 PM	WB	U793

7:55 AM	EB	A099	**7:55 AM**	WB	L475
7:55 AM	EB	L449	**7:55 AM**	WB	8177
7:55 AM	EB	D020	**7:55 AM**	WB	R790
7:55 AM	EB	5720	**7:56 AM**	WB	2158
7:56 AM	EB	L132	**7:56 AM**	WB	Y701
7:56 AM	EB	72S8	**7:56 AM**	WB	H642
7:56 AM	EB	X351	**7:56 AM**	WB	7341
7:56 AM	EB	M924	**7:57 AM**	WB	X750
7:56 AM	EB	J583	**7:57 AM**	WB	4L56
7:56 AM	EB	A995	**7:58 AM**	WB	B802
7:57 AM	EB	M403	**7:58 AM**	WB	H428
7:57 AM	EB	68F6	**7:58 AM**	WB	F550
7:57 AM	EB	H062	**7:58 AM**	WB	9261
7:57 AM	EB	K871	**7:59 AM**	WB	NP
7:57 AM	EB	T403	**7:59 AM**	WB	M521
7:57 AM	EB	E361	**8:00 AM**	WB	T351
7:58 AM	EB	L618	**8:00 AM**	WB	W911
8:48 AM	EB	A437	**8:01 AM**	WB	U116
8:50 AM	EB	32A9	**8:01 AM**	WB	M103
8:52 AM	EB	L114	**8:02 AM**	WB	B997
8:52 AM	EB	16P9	**8:03 AM**	WB	A586
7:59 AM	EB	H501	**8:05 AM**	WB	D840
7:59 AM	EB	2789	**8:05 AM**	WB	H311
7:59 AM	EB	Z003	**8:05 AM**	WB	S332
8:00 AM	EB	P453	**8:06 AM**	WB	K702
8:00 AM	EB	Y5T6	**8:08 AM**	WB	L442
8:00 AM	EB	U215	**8:08 AM**	WB	U206
8:01 AM	EB	J828	**8:14 AM**	WB	X761
8:01 AM	EB	M969	**8:15 AM**	WB	P184
8:01 AM	EB	P802	**8:16 AM**	WB	Y931
8:02 AM	EB	B108	**8:16 AM**	WB	P105
8:02 AM	EB	8192	**8:16 AM**	WB	4046
8:02 AM	EB	D083	**8:16 AM**	WB	58P1
8:02 AM	EB	N948	**8:17 AM**	WB	A356
8:03 AM	EB	U997	**8:18 AM**	WB	6029
8:03 AM	EB	S214	**8:19 AM**	WB	8081
8:03 AM	EB	2079	**8:19 AM**	WB	1073
8:03 AM	EB	E547	**8:20 AM**	WB	7168
8:04 AM	EB	L812	**8:20 AM**	WB	E801
8:04 AM	EB	E547	**8:21 AM**	WB	7137
8:04 AM	EB	V829	**8:22 AM**	WB	N932
8:05 AM	EB	C486	**8:23 AM**	WB	X903
8:06 AM	EB	Y303	**8:24 AM**	WB	26N1
8:06 AM	EB	8405	**8:24 AM**	WB	E764
8:06 AM	EB	L442	**8:25 AM**	WB	Z981
8:07 AM	EB	P756	**8:27 AM**	WB	R128
8:07 AM	EB	A173	**8:30 AM**	WB	U877
8:09 AM	EB	W412	**8:31 AM**	WB	B128
8:09 AM	EB	Z340	**8:33 AM**	WB	2093
8:09 AM	EB	N526	**8:34 AM**	WB	L794
8:09 AM	EB	2319	**8:35 AM**	WB	48U2
8:10 AM	EB	1098	**8:36 AM**	WB	C220
8:10 AM	EB	6546	**8:36 AM**	WB	4384
8:10 AM	EB	W135	**8:38 AM**	WB	V625
8:11 AM	EB	B720	**8:41 AM**	WB	Y464
8:11 AM	EB	A435	**8:42 AM**	WB	8964
8:11 AM	EB	W524	**8:43 AM**	WB	T094
8:11 AM	EB	C858	**8:44 AM**	WB	T786
8:11 AM	EB	P702	**8:45 AM**	WB	V999
8:12 AM	EB	K368	**8:48 AM**	WB	U971
8:13 AM	EB	S438	**8:50 AM**	WB	L620
8:13 AM	EB	NP	**8:51 AM**	WB	Y526
8:14 AM	EB	42A2	**8:51 AM**	WB	NP
8:15 AM	EB	K306	**8:56 AM**	WB	D245
8:16 AM	EB	60T1	**8:58 AM**	WB	52J2
8:17 AM	EB	32F5	**8:59 AM**	WB	H205
8:17 AM	EB	9809			
8:18 AM	EB	3698			
8:19 AM	EB	50K1			
8:19 AM	EB	7398			
8:19 AM	EB	X610			
8:20 AM	EB	S786			
8:21 AM	EB	B186			
8:21 AM	EB	42T2			
8:22 AM	EB	U805			
8:22 AM	EB	44Y3			
8:23 AM	EB	9083			
8:23 AM	EB	R128			
8:24 AM	EB	U200			
8:24 AM	EB	3980			
8:25 AM	EB	X015			
8:25 AM	EB	Y036			
8:25 AM	EB	6477			
8:26 AM	EB	Q790			
8:27 AM	EB	P089			
8:28 AM	EB	6106			
8:29 AM	EB	Y054			
8:29 AM	EB	T853			
8:31 AM	EB	E272			
8:33 AM	EB	D127			
8:33 AM	EB	D908			
8:34 AM	EB	L437			
8:34 AM	EB	L333			
8:37 AM	EB	J083			
8:40 AM	EB	V472			
8:41 AM	EB	J562			
8:42 AM	EB	8095			
8:43 AM	EB	R647			
8:43 AM	EB	P207			
8:44 AM	EB	D948			
8:47 AM	EB	Z390			
8:48 AM	EB	A856			
8:50 AM	EB	Z802			
8:53 AM	EB	76I4			
8:53 AM	EB	P958			
8:53 AM	EB	F343			
8:55 AM	EB	58P1			
8:56 AM	EB	7608			
8:57 AM	EB	Y529			
TOTAL			***TOTAL***		

12:58 PM	EB	I850	**12:56 PM**	WB	EJEP
12:58 PM	EB	H024	**12:57 PM**	WB	D390
12:59 PM	EB	4010	**12:57 PM**	WB	C218
12:59 PM	EB	79L8	**12:57 PM**	WB	J529
			12:59 PM	WB	N143
TOTAL			***TOTAL***		

5:25 PM	EB	W945	**5:41 PM**	WB	2481
5:27 PM	EB	4734	**5:41 PM**	WB	L536
5:28 PM	EB	D557	**5:42 PM**	WB	42N5
5:29 PM	EB	NP	**5:43 PM**	WB	60W1
5:33 PM	EB	P584	**5:44 PM**	WB	5H08
5:37 PM	EB	YAZA	**5:45 PM**	WB	8795
5:38 PM	EB	V428	**5:46 PM**	WB	93J6
5:38 PM	EB	M135	**5:46 PM**	WB	R211
5:39 PM	EB	G881	**5:47 PM**	WB	2053
5:39 PM	EB	W532	**5:48 PM**	WB	V407
5:40 PM	EB	L185	**5:48 PM**	WB	26C2
5:41 PM	EB	D676	**5:49 PM**	WB	D120
5:41 PM	EB	N737	**5:49 PM**	WB	H043
5:42 PM	EB	B456	**5:50 PM**	WB	6264
5:42 PM	EB	6039	**5:50 PM**	WB	W152
5:42 PM	EB	W358	**5:50 PM**	WB	0546
5:43 PM	EB	7L10	**5:51 PM**	WB	P836
5:43 PM	EB	N258	**5:52 PM**	WB	22W1
5:45 PM	EB	R866	**5:52 PM**	WB	J286
5:46 PM	EB	N625	**5:52 PM**	WB	NP
5:47 PM	EB	T250	**5:53 PM**	WB	R278
5:48 PM	EB	53P2	**5:53 PM**	WB	V226
5:49 PM	EB	61P2	**5:54 PM**	WB	46T2
5:49 PM	EB	5915	**5:56 PM**	WB	T224
5:51 PM	EB	K964	**5:58 PM**	WB	S430
5:52 PM	EB	G784	**5:58 PM**	WB	3415
5:52 PM	EB	S366	**5:59 PM**	WB	D294
5:53 PM	EB	D546	**5:59 PM**	WB	0A38
5:53 PM	EB	96J3			
5:58 PM	EB	E267			
5:58 PM	EB	L359			
5:59 PM	EB	R250			
TOTAL			***TOTAL***		

Prepared by National Data & Surveying Services

License Plate Study

Location: S Mariposa St & W Alameda Ave
City: Burbank, CA

Date: 1/18/2022
Day: Tuesday

***NP** = *No Plate*

AM

Time	Direction	License Plate	Time	Direction	License Plate
7:00 AM	NB	N722	7:01 AM	SB	Z795
7:04 AM	NB	1531	7:01 AM	SB	A777
7:05 AM	NB	AX00	7:03 AM	SB	E510
7:08 AM	NB	6305	7:04 AM	SB	X712
7:08 AM	NB	31F3	7:04 AM	SB	D972
7:08 AM	NB	E140	7:07 AM	SB	EV00
7:08 AM	NB	6305	7:07 AM	SB	E630
7:09 AM	NB	B782	7:09 AM	SB	6079
7:10 AM	NB	B070	7:10 AM	SB	N612
7:12 AM	NB	F268	7:19 AM	SB	46X1
7:15 AM	NB	C549	7:19 AM	SB	00Y2
7:16 AM	NB	N573	7:20 AM	SB	1531
7:18 AM	NB	M408	7:22 AM	SB	J403
7:18 AM	NB	X975	7:24 AM	SB	6409
7:19 AM	NB	E677	7:25 AM	SB	A457
7:19 AM	NB	NP	7:27 AM	SB	F669
7:19 AM	NB	4347	7:27 AM	SB	AS48
7:20 AM	NB	R852	7:27 AM	SB	X302
7:21 AM	NB	R999	7:27 AM	SB	B204
7:21 AM	NB	UR14	7:28 AM	SB	5512
7:23 AM	NB	4764	7:32 AM	SB	K441
7:24 AM	NB	C844	7:32 AM	SB	21B1
7:26 AM	NB	W747	7:32 AM	SB	H756
7:26 AM	NB	D988	7:33 AM	SB	8XXX
7:26 AM	NB	7881	7:34 AM	SB	3098
7:27 AM	NB	8991	7:34 AM	SB	W445
7:27 AM	NB	GG48	7:35 AM	SB	M258
7:27 AM	NB	P669	7:39 AM	SB	X658
7:28 AM	NB	V097	7:39 AM	SB	NP
7:28 AM	NB	6442	7:40 AM	SB	6338
7:29 AM	NB	6700	7:40 AM	SB	5102
7:29 AM	NB	EP03	7:40 AM	SB	D035
7:29 AM	NB	B447	7:40 AM	SB	D019
7:29 AM	NB	E753	7:41 AM	SB	EE93
7:29 AM	NB	C816	7:41 AM	SB	R997
7:30 AM	NB	W819	7:41 AM	SB	HKJA
7:30 AM	NB	JS51	7:44 AM	SB	7W24
7:31 AM	NB	R709	7:44 AM	SB	7111
7:31 AM	NB	K048	7:44 AM	SB	J777
7:31 AM	NB	C736	7:44 AM	SB	B445
7:31 AM	NB	B734	7:45 AM	SB	V720
7:31 AM	NB	17W1	7:45 AM	SB	NP
7:31 AM	NB	860C	7:45 AM	SB	U720
7:32 AM	NB	W396	7:45 AM	SB	1119
7:32 AM	NB	BW36	7:45 AM	SB	C887
7:32 AM	NB	3890	7:46 AM	SB	59ZL
7:32 AM	NB	W586	7:46 AM	SB	6259
7:32 AM	NB	C816	7:46 AM	SB	PL43
7:33 AM	NB	C114	7:46 AM	SB	NP
7:33 AM	NB	C890	7:47 AM	SB	1557
7:33 AM	NB	2128	7:48 AM	SB	557Z
7:34 AM	NB	HKJ6	7:48 AM	SB	9572
7:34 AM	NB	P036	7:48 AM	SB	A674
7:34 AM	NB	DJ28	7:48 AM	SB	W001
7:34 AM	NB	R175	7:48 AM	SB	N703
7:36 AM	NB	W677	7:48 AM	SB	B723
7:36 AM	NB	M401	7:49 AM	SB	NP
7:36 AM	NB	C640	7:49 AM	SB	B733
7:36 AM	NB	S648	7:49 AM	SB	NP
7:37 AM	NB	21H0	7:49 AM	SB	7583
7:37 AM	NB	X658	7:49 AM	SB	M183
7:37 AM	NB	K410	7:49 AM	SB	E155
7:37 AM	NB	R470	7:49 AM	SB	CR43
7:37 AM	NB	Y260	7:49 AM	SB	V272
7:37 AM	NB	ADLL	7:50 AM	SB	1898
7:37 AM	NB	M480	7:50 AM	SB	W242
7:38 AM	NB	D131	7:50 AM	SB	A421
7:38 AM	NB	J734	7:50 AM	SB	1241
7:38 AM	NB	R665	7:51 AM	SB	K724
7:38 AM	NB	N907	7:51 AM	SB	0116
7:39 AM	NB	E735	7:52 AM	SB	2784
7:39 AM	NB	K941	7:52 AM	SB	4842
7:39 AM	NB	W320	7:52 AM	SB	4211
7:39 AM	NB	31C0	7:52 AM	SB	W210
7:39 AM	NB	L998	7:53 AM	SB	1181
7:40 AM	NB	P043	7:53 AM	SB	4221
7:40 AM	NB	C093	7:53 AM	SB	1449
7:41 AM	NB	SC39	7:53 AM	SB	J122
7:41 AM	NB	C042	7:53 AM	SB	BOY5
7:41 AM	NB	V995	7:54 AM	SB	D330
7:42 AM	NB	3161	7:54 AM	SB	CCKL
7:42 AM	NB	W440	7:54 AM	SB	P635
7:42 AM	NB	J558	7:54 AM	SB	POTE
7:43 AM	NB	95F2	7:55 AM	SB	1221
7:43 AM	NB	5992	7:55 AM	SB	6003
7:43 AM	NB	1254	7:56 AM	SB	B212
7:43 AM	NB	9Y78	7:56 AM	SB	J558
7:43 AM	NB	6141	7:57 AM	SB	X387
7:43 AM	NB	D335	7:57 AM	SB	NP
7:43 AM	NB	ROMA	7:57 AM	SB	L589
7:43 AM	NB	49X2	7:57 AM	SB	NP
7:43 AM	NB	5942	7:57 AM	SB	J720
7:43 AM	NB	C490	7:57 AM	SB	RS89
7:43 AM	NB	1DAY	7:57 AM	SB	NP
7:43 AM	NB	C512	7:58 AM	SB	F071
7:43 AM	NB	LL24	7:58 AM	SB	R675
7:45 AM	NB	K163	7:58 AM	SB	4C86
7:45 AM	NB	F084	7:58 AM	SB	R842
7:45 AM	NB	NP	7:58 AM	SB	1821
7:45 AM	NB	A244	7:58 AM	SB	4541
7:45 AM	NB	Y089	7:58 AM	SB	1250
7:45 AM	NB	A742	7:58 AM	SB	5234
7:45 AM	NB	X223	7:58 AM	SB	4257
7:45 AM	NB	X222	7:59 AM	SB	9222
7:45 AM	NB	4577	8:00 AM	SB	L927
7:47 AM	NB	L660	8:00 AM	SB	C859
7:48 AM	NB	Y242	8:00 AM	SB	M283
7:48 AM	NB	D387	8:01 AM	SB	LIFE
7:48 AM	NB	M183	8:03 AM	SB	8744
7:48 AM	NB	C449	8:03 AM	SB	W211
7:48 AM	NB	0044	8:05 AM	SB	A166
7:48 AM	NB	L229	8:06 AM	SB	X163
7:48 AM	NB	J512	8:07 AM	SB	F722
7:48 AM	NB	S392	8:09 AM	SB	HOUG
7:48 AM	NB	W907	8:09 AM	SB	2295
7:48 AM	NB	A661	8:09 AM	SB	7824
7:48 AM	NB	F110	8:09 AM	SB	F784
7:48 AM	NB	H820	8:10 AM	SB	U274

MD

Time	Direction	License Plate	Time	Direction	License Plate
11:01 AM	NB	2419	11:00 AM	SB	M654
11:01 AM	NB	1246	11:04 AM	SB	E383
11:02 AM	NB	A971	11:04 AM	SB	Y351
11:02 AM	NB	6329	11:05 AM	SB	W918
11:05 AM	NB	H518	11:08 AM	SB	QU23
11:12 AM	NB	L903	11:08 AM	SB	5322
11:13 AM	NB	86J1	11:12 AM	SB	A521
11:14 AM	NB	J003	11:13 AM	SB	C908
11:15 AM	NB	4138	11:14 AM	SB	V759
11:15 AM	NB	T073	11:16 AM	SB	W096
11:15 AM	NB	L137	11:16 AM	SB	49R2
11:15 AM	NB	D086	11:17 AM	SB	U113
11:15 AM	NB	N342	11:18 AM	SB	4877
11:16 AM	NB	U720	11:19 AM	SB	U003
11:17 AM	NB	J114	11:22 AM	SB	4170
11:17 AM	NB	J334	11:22 AM	SB	H138
11:19 AM	NB	7942	11:23 AM	SB	V848
11:20 AM	NB	U263	11:25 AM	SB	C393
11:26 AM	NB	1531	11:27 AM	SB	R698
11:29 AM	NB	4860	11:29 AM	SB	H530
11:29 AM	NB	8777	11:32 AM	SB	K629
11:29 AM	NB	9B18	11:34 AM	SB	P742
11:34 AM	NB	C578	11:38 AM	SB	4546
11:34 AM	NB	J857	11:41 AM	SB	G452
11:38 AM	NB	R325	11:42 AM	SB	W070
11:39 AM	NB	B195	11:46 AM	SB	05Y2
11:39 AM	NB	17T0	11:46 AM	SB	Z351
11:41 AM	NB	V113	11:47 AM	SB	C578
11:44 AM	NB	5EAK	11:51 AM	SB	2128
11:45 AM	NB	P742	11:51 AM	SB	K941
11:48 AM	NB	1050	11:52 AM	SB	B778
11:49 AM	NB	E396	11:52 AM	SB	2559
11:51 AM	NB	P348	11:53 AM	SB	43V1
11:52 AM	NB	L433	11:56 AM	SB	1531
11:52 AM	NB	1398	11:58 AM	SB	93Z1
11:52 AM	NB	0763	11:58 AM	SB	K872
11:53 AM	NB	F553	11:59 AM	SB	HZ10
11:59 AM	NB	LEXS	11:59 AM	SB	X007
11:59 AM	NB	D465	12:02 PM	SB	B394
12:00 PM	NB	B778	12:04 PM	SB	U514
12:01 PM	NB	0PTC	12:04 PM	SB	U593
12:04 PM	NB	9286	12:06 PM	SB	6758
12:05 PM	NB	5701	12:07 PM	SB	R137
12:05 PM	NB	K941	12:09 PM	SB	9275
12:05 PM	NB	AH51	12:17 PM	SB	86J1
12:06 PM	NB	2936	12:18 PM	SB	L243
12:07 PM	NB	9852	12:23 PM	SB	F037
12:07 PM	NB	1287	12:28 PM	SB	U791
12:11 PM	NB	7102	12:29 PM	SB	847F
12:13 PM	NB	6338	12:30 PM	SB	J8P0
12:15 PM	NB	2128	12:30 PM	SB	Y212
12:17 PM	NB	00L1	12:34 PM	SB	0652
12:18 PM	NB	U514	12:35 PM	SB	V353
12:20 PM	NB	J259	12:41 PM	SB	J428
12:22 PM	NB	R137	12:42 PM	SB	U714
12:23 PM	NB	5770	12:43 PM	SB	G629
12:23 PM	NB	B394	12:45 PM	SB	00L1
12:24 PM	NB	B848	12:45 PM	SB	E443
12:25 PM	NB	1531	12:48 PM	SB	7D99
12:28 PM	NB	NP	12:49 PM	SB	T503
12:30 PM	NB	86J1	12:49 PM	SB	56HF
12:31 PM	NB	315K	12:51 PM	SB	TART
12:32 PM	NB	D004	12:52 PM	SB	Y008
12:32 PM	NB	0L42	12:56 PM	SB	W918
12:34 PM	NB	1TWL	12:59 PM	SB	W921
12:35 PM	NB	6422			
12:35 PM	NB	2830			
12:36 PM	NB	W921			
12:38 PM	NB	J086			
12:38 PM	NB	C865			
12:41 PM	NB	V748			
12:41 PM	NB	U003			
12:46 PM	NB	E955			
12:47 PM	NB	M510			
12:52 PM	NB	84F3			
12:55 PM	NB	M917			
12:57 PM	NB	5496			
12:57 PM	NB	5779			
TOTAL		*78*	*TOTAL*		*65*

PM

Time	Direction	License Plate	Time	Direction	License Plate
4:00 PM	NB	T052	4:00 PM	SB	M533
4:01 PM	NB	CM67	4:00 PM	SB	2903
4:02 PM	NB	J465	4:00 PM	SB	6338
4:02 PM	NB	88Y1	4:01 PM	SB	Z390
4:04 PM	NB	18X2	4:02 PM	SB	5122
4:09 PM	NB	P225	4:04 PM	SB	F537
4:09 PM	NB	75T1	4:04 PM	SB	Y606
4:11 PM	NB	TV63	4:06 PM	SB	T529
4:12 PM	NB	S824	4:07 PM	SB	Y531
4:13 PM	NB	F268	4:08 PM	SB	T824
4:13 PM	NB	R333	4:08 PM	SB	7A24
4:14 PM	NB	A548	4:09 PM	SB	NP
4:21 PM	NB	H903	4:09 PM	SB	0L00
4:23 PM	NB	84B1	4:09 PM	SB	2451
4:24 PM	NB	H670	4:10 PM	SB	D336
4:24 PM	NB	G625	4:11 PM	SB	VXTH
4:26 PM	NB	2003	4:12 PM	SB	T455
4:29 PM	NB	B708	4:14 PM	SB	N688
4:31 PM	NB	7262	4:15 PM	SB	P851
4:31 PM	NB	V683	4:15 PM	SB	E071
4:32 PM	NB	48D2	4:16 PM	SB	H854
4:33 PM	NB	H242	4:16 PM	SB	U136
4:34 PM	NB	B211	4:17 PM	SB	N722
4:35 PM	NB	C864	4:17 PM	SB	M938
4:37 PM	NB	EVVA	4:17 PM	SB	S992
4:38 PM	NB	H143	4:17 PM	SB	6155
4:39 PM	NB	E948	4:18 PM	SB	M334
4:41 PM	NB	M200	4:18 PM	SB	X071
4:43 PM	NB	4165	4:18 PM	SB	91H1
4:43 PM	NB	7899	4:19 PM	SB	03V0
4:43 PM	NB	K161	4:20 PM	SB	EVVA
4:44 PM	NB	C981	4:20 PM	SB	CU47
4:46 PM	NB	B255	4:22 PM	SB	J824
4:46 PM	NB	N205	4:22 PM	SB	V163
4:46 PM	NB	X201	4:23 PM	SB	P455
4:47 PM	NB	N995	4:23 PM	SB	F402
4:49 PM	NB	3K59	4:24 PM	SB	D725
4:49 PM	NB	C790	4:24 PM	SB	L306
4:52 PM	NB	E860	4:25 PM	SB	J131
4:53 PM	NB	M917	4:26 PM	SB	Y861
4:54 PM	NB	W380	4:26 PM	SB	H602
4:54 PM	NB	U397	4:28 PM	SB	J281
4:55 PM	NB	Y624	4:33 PM	SB	C790
4:55 PM	NB	F676	4:35 PM	SB	D336
4:56 PM	NB	S360	4:37 PM	SB	J190
4:57 PM	NB	7421	4:39 PM	SB	B972
4:57 PM	NB	E071	4:40 PM	SB	H210
4:58 PM	NB	NP	4:41 PM	SB	T302
4:58 PM	NB	J081	4:41 PM	SB	J660
4:59 PM	NB	P166	4:41 PM	SB	P297
4:59 PM	NB	0221	4:42 PM	SB	M985
5:00 PM	NB	D972	4:44 PM	SB	39K1
5:02 PM	NB	39K1	4:46 PM	SB	R175
5:04 PM	NB	C745	4:48 PM	SB	Y817
5:05 PM	NB	A487	4:54 PM	SB	U248
5:06 PM	NB	ELD2	4:54 PM	SB	Z698
5:10 PM	NB	P589	4:58 PM	SB	F158
5:12 PM	NB	L782	5:00 PM	SB	S286
5:13 PM	NB	Z190	5:00 PM	SB	2128
5:15 PM	NB	M443	5:00 PM	SB	F864
5:16 PM	NB	C009	5:02 PM	SB	21F3
5:19 PM	NB	U597	5:02 PM	SB	1510
5:22 PM	NB	L758	5:04 PM	SB	E443
5:22 PM	NB	V411	5:07 PM	SB	L137
5:22 PM	NB	U855	5:08 PM	SB	N205
5:23 PM	NB	C046	5:09 PM	SB	Z190
5:24 PM	NB	6209	5:10 PM	SB	72V2
5:25 PM	NB	6909	5:11 PM	SB	U833
5:25 PM	NB	Z603	5:14 PM	SB	V817
5:26 PM	NB	2480	5:16 PM	SB	B869
5:26 PM	NB	Z051	5:20 PM	SB	D778
5:26 PM	NB	M706	5:21 PM	SB	A487
5:27 PM	NB	D168	5:22 PM	SB	M941
5:32 PM	NB	X678	5:25 PM	SB	B253
5:32 PM	NB	2422	5:25 PM	SB	4210
5:33 PM	NB	6564	5:25 PM	SB	Z351
5:34 PM	NB	T418	5:27 PM	SB	M461
5:36 PM	NB	2422	5:29 PM	SB	D446
5:36 PM	NB	X545	5:31 PM	SB	A288
5:36 PM	NB	2723	5:32 PM	SB	2411
5:40 PM	NB	A249	5:32 PM	SB	2422
5:41 PM	NB	K056	5:36 PM	SB	W348
5:42 PM	NB	B456	5:38 PM	SB	D042
5:42 PM	NB	V246	5:39 PM	SB	3312
5:47 PM	NB	F835	5:39 PM	SB	2913
5:47 PM	NB	W612	5:39 PM	SB	2051
5:49 PM	NB	W728	5:42 PM	SB	A245
5:51 PM	NB	L339	5:47 PM	SB	L243
5:52 PM	NB	U334	5:47 PM	SB	D944
5:52 PM	NB	D033	5:51 PM	SB	D221
5:54 PM	NB	8951	5:52 PM	SB	2148
5:54 PM	NB	W892	5:55 PM	SB	E208
5:57 PM	NB	Z035	5:55 PM	SB	T504
5:58 PM	NB	E200	5:56 PM	SB	W304
5:59 PM	NB	J321			
TOTAL		*95*	*TOTAL*		*94*

7:48 AM	NB	K593	**8:10 AM**	SB	N671
7:48 AM	NB	D086	**8:15 AM**	SB	6275
7:48 AM	NB	H442	**8:17 AM**	SB	89T2
7:48 AM	NB	39H2	**8:17 AM**	SB	X730
7:48 AM	NB	340X	**8:17 AM**	SB	A356
7:48 AM	NB	X242	**8:18 AM**	SB	A398
7:48 AM	NB	G042	**8:18 AM**	SB	2189
7:50 AM	NB	M642	**8:24 AM**	SB	H131
7:50 AM	NB	E547	**8:26 AM**	SB	E723
7:51 AM	NB	4869	**8:28 AM**	SB	3UHU
7:51 AM	NB	86J1	**8:29 AM**	SB	V871
7:51 AM	NB	C444	**8:29 AM**	SB	079M
7:51 AM	NB	2234	**8:30 AM**	SB	E966
7:51 AM	NB	H339	**8:35 AM**	SB	K402
7:51 AM	NB	H240	**8:35 AM**	SB	MAPA
7:51 AM	NB	7C21	**8:45 AM**	SB	00Y2
7:51 AM	NB	T009	**8:47 AM**	SB	U877
7:51 AM	NB	C034	**8:48 AM**	SB	BSYJ
7:51 AM	NB	D772	**8:51 AM**	SB	D244
7:51 AM	NB	R661	**8:53 AM**	SB	C911
7:51 AM	NB	N141	**8:53 AM**	SB	V855
7:52 AM	NB	L668	**8:57 AM**	SB	S789
7:52 AM	NB	1855			
7:52 AM	NB	D003			
7:52 AM	NB	P642			
7:52 AM	NB	4221			
7:52 AM	NB	W011			
7:53 AM	NB	4222			
7:53 AM	NB	H088			
7:53 AM	NB	K262			
7:53 AM	NB	7788			
7:53 AM	NB	W248			
7:53 AM	NB	W119			
7:53 AM	NB	D499			
7:53 AM	NB	M320			
7:53 AM	NB	R244			
7:55 AM	NB	X607			
7:55 AM	NB	H909			
7:55 AM	NB	U009			
7:55 AM	NB	M557			
7:55 AM	NB	W136			
7:55 AM	NB	X275			
7:55 AM	NB	4200			
7:55 AM	NB	F121			
7:55 AM	NB	V287			
7:55 AM	NB	4280			
7:55 AM	NB	X115			
7:55 AM	NB	5524			
7:55 AM	NB	M432			
7:55 AM	NB	R175			
7:55 AM	NB	U286			
7:55 AM	NB	4490			
7:55 AM	NB	X278			
7:55 AM	NB	M218			
7:55 AM	NB	1106			
7:55 AM	NB	2143			
7:55 AM	NB	W245			
7:55 AM	NB	F010			
7:55 AM	NB	6228			
7:55 AM	NB	M675			
7:55 AM	NB	0352			
7:55 AM	NB	K825			
7:55 AM	NB	5793			
7:58 AM	NB	R486			
7:58 AM	NB	I257			
7:58 AM	NB	W243			
7:58 AM	NB	V242			
7:58 AM	NB	1482			
7:58 AM	NB	Y511			
8:00 AM	NB	P743			
8:00 AM	NB	0645			
8:01 AM	NB	1064			
8:01 AM	NB	L229			
8:01 AM	NB	3423			
8:02 AM	NB	M689			
8:02 AM	NB	X115			
8:03 AM	NB	2252			
8:03 AM	NB	Y916			
8:04 AM	NB	I914			
8:04 AM	NB	K642			
8:05 AM	NB	E230			
8:05 AM	NB	4166			
8:05 AM	NB	P144			
8:05 AM	NB	2243			
8:08 AM	NB	H843			
8:09 AM	NB	D766			
8:11 AM	NB	S740			
8:11 AM	NB	M326			
8:12 AM	NB	J118			
8:14 AM	NB	TR47			
8:16 AM	NB	1286			
8:18 AM	NB	C262			
8:20 AM	NB	M062			
8:21 AM	NB	B658			
8:24 AM	NB	Y062			
8:24 AM	NB	F738			
8:24 AM	NB	M798			
8:26 AM	NB	5222			
8:30 AM	NB	5102			
8:31 AM	NB	B736			
8:33 AM	NB	6338			
8:34 AM	NB	A475			
8:36 AM	NB	8931			
8:43 AM	NB	V202			
8:43 AM	NB	T948			
8:43 AM	NB	1040			
8:43 AM	NB	1970			
8:46 AM	NB	V473			
8:51 AM	NB	4878			
8:52 AM	NB	S998			
8:54 AM	NB	W879			
8:55 AM	NB	1710			
8:55 AM	NB	W205			
8:55 AM	NB	1226			
8:55 AM	NB	V105			
8:59 AM	NB	W337			
TOTAL		***234***	***TOTAL***		***140***

Prepared by National Data & Surveying Services

License Plate Study

Location: Reese Pl & W Olive Ave
City: Burbank, CA

Date: 1/18/2022
Day: Tuesday

***NP** = *No Plate*

AM					
Time	**Direction**	**License Plate**	**Time**	**Direction**	**License Plate**
7:04 AM	NB	F243	**7:04 AM**	SB	6155
7:14 AM	NB	C309	**7:07 AM**	SB	71D9
7:18 AM	NB	GS45	**7:17 AM**	SB	E717
7:19 AM	NB	X351	**7:20 AM**	SB	6518
7:28 AM	NB	1506	**7:30 AM**	SB	F883
7:29 AM	NB	Z793	**7:31 AM**	SB	70G2
7:32 AM	NB	U262	**7:32 AM**	SB	X351
7:41 AM	NB	K923	**7:40 AM**	SB	2467
7:44 AM	NB	S721	**7:43 AM**	SB	K149
7:56 AM	NB	A353	**7:44 AM**	SB	R942
7:59 AM	NB	96N1	**7:45 AM**	SB	J554
8:04 AM	NB	V425	**7:47 AM**	SB	54P4
8:11 AM	NB	36T1	**7:49 AM**	SB	N063
8:15 AM	NB	9450	**7:49 AM**	SB	L741
8:18 AM	NB	X115	**7:50 AM**	SB	1821
8:21 AM	NB	E316	**7:51 AM**	SB	B349
8:25 AM	NB	F395	**7:51 AM**	SB	5571
8:25 AM	NB	N729	**7:52 AM**	SB	P286
8:27 AM	NB	E711	**7:53 AM**	SB	LT91
8:29 AM	NB	A405	**7:53 AM**	SB	Q473
8:33 AM	NB	K674	**7:54 AM**	SB	PANG
8:36 AM	NB	R135	**7:54 AM**	SB	K019
8:40 AM	NB	6100	**7:55 AM**	SB	5234
8:43 AM	NB	NP	**7:57 AM**	SB	0085
8:45 AM	NB	0107	**7:59 AM**	SB	S850
8:51 AM	NB	J276	**8:00 AM**	SB	2264
8:51 AM	NB	V777	**8:00 AM**	SB	W468
8:53 AM	NB	L805	**8:03 AM**	SB	W458
8:54 AM	NB	B858	**8:03 AM**	SB	A421
8:56 AM	NB	CV84	**8:04 AM**	SB	9711
8:58 AM	NB	ND00	**8:07 AM**	SB	X146
			8:16 AM	SB	B984
			8:17 AM	SB	K094
			8:17 AM	SB	A144
			8:17 AM	SB	3494
			8:18 AM	SB	F395
			8:18 AM	SB	S415
			8:19 AM	SB	A791
			8:19 AM	SB	XP93
			8:20 AM	SB	13T2
			8:22 AM	SB	92K4
			8:27 AM	SB	X278
			8:28 AM	SB	9703
			8:29 AM	SB	H096
			8:29 AM	SB	C080
			8:30 AM	SB	P247
			8:30 AM	SB	L986
			8:31 AM	SB	2J43
			8:36 AM	SB	9621
			8:36 AM	SB	1209
			8:37 AM	SB	F343
			8:39 AM	SB	H532
			8:40 AM	SB	U179
			8:42 AM	SB	0WA6
			8:43 AM	SB	9540
			8:43 AM	SB	N725
			8:44 AM	SB	00M2
			8:45 AM	SB	R204
			8:47 AM	SB	T405
			8:50 AM	SB	S881
			8:52 AM	SB	N208
			8:53 AM	SB	72A2
			8:59 AM	SB	Q208
			8:59 AM	SB	W756
TOTAL		***31***	***TOTAL***		***64***

MD					
Time	**Direction**	**License Plate**	**Time**	**Direction**	**License Plate**
11:01 AM	NB	U794	**11:08 AM**	SB	W061
11:03 AM	NB	T767	**11:13 AM**	SB	D843
11:09 AM	NB	T966	**11:15 AM**	SB	X698
11:12 AM	NB	D843	**11:15 AM**	SB	1788
11:13 AM	NB	W870	**11:22 AM**	SB	L254
11:15 AM	NB	6333	**11:23 AM**	SB	MANI
11:17 AM	NB	F038	**11:24 AM**	SB	U671
11:18 AM	NB	L2X2	**11:24 AM**	SB	L818
11:19 AM	NB	U887	**11:25 AM**	SB	87N2
11:21 AM	NB	M053	**11:26 AM**	SB	E301
11:25 AM	NB	L337	**11:27 AM**	SB	Z527
11:25 AM	NB	6387	**11:27 AM**	SB	C352
11:27 AM	NB	4Z52	**11:28 AM**	SB	3697
11:29 AM	NB	NP	**11:29 AM**	SB	M105
11:32 AM	NB	2098	**11:31 AM**	SB	MMY5
11:34 AM	NB	T449	**11:31 AM**	SB	T914
11:35 AM	NB	H421	**11:33 AM**	SB	5667
11:35 AM	NB	0920	**11:37 AM**	SB	K820
11:38 AM	NB	V643	**11:40 AM**	SB	R5FT
11:43 AM	NB	NP	**11:43 AM**	SB	97L1
11:48 AM	NB	E301	**11:44 AM**	SB	43C3
11:49 AM	NB	NP	**11:45 AM**	SB	Z043
11:50 AM	NB	6782	**11:47 AM**	SB	W510
11:54 AM	NB	42W1	**11:47 AM**	SB	H805
11:54 AM	NB	V155	**11:47 AM**	SB	U890
11:54 AM	NB	3944	**11:48 AM**	SB	U810
11:54 AM	NB	A839	**11:50 AM**	SB	KICS
11:55 AM	NB	2139	**11:59 AM**	SB	NP
11:55 AM	NB	V730	**12:02 PM**	SB	G256
11:58 AM	NB	5677	**12:05 PM**	SB	T808
12:02 PM	NB	E944	**12:07 PM**	SB	R530
12:03 PM	NB	D866	**12:11 PM**	SB	J433
12:06 PM	NB	N312	**12:12 PM**	SB	N829
12:09 PM	NB	V096	**12:14 PM**	SB	P618
12:09 PM	NB	17A0	**12:15 PM**	SB	R011
12:10 PM	NB	Y856	**12:15 PM**	SB	X951
12:11 PM	NB	67L2	**12:15 PM**	SB	F320
12:14 PM	NB	N757	**12:16 PM**	SB	T712
12:14 PM	NB	K924	**12:24 PM**	SB	Y856
12:18 PM	NB	B135	**12:34 PM**	SB	NP
12:23 PM	NB	3629	**12:36 PM**	SB	J028
12:26 PM	NB	A584	**12:40 PM**	SB	5903
12:30 PM	NB	B135	**12:47 PM**	SB	NP
12:30 PM	NB	J334	**12:49 PM**	SB	R123
12:38 PM	NB	X090	**12:49 PM**	SB	7D99
12:40 PM	NB	3145	**12:50 PM**	SB	T902
12:43 PM	NB	B724	**12:51 PM**	SB	S317
12:49 PM	NB	N002	**12:52 PM**	SB	A059
12:49 PM	NB	1C80	**12:53 PM**	SB	H14L
12:50 PM	NB	N611	**12:55 PM**	SB	NP
12:51 PM	NB	5473	**12:56 PM**	SB	R215
12:51 PM	NB	H615	**12:56 PM**	SB	U405
12:52 PM	NB	T808	**12:57 PM**	SB	NP
12:54 PM	NB	H746			
12:55 PM	NB	U771			
12:56 PM	NB	U405			
12:57 PM	NB	5810			
12:58 PM	NB	L809			
12:59 PM	NB	5903			
12:59 PM	NB	13N1			
TOTAL		***60***	***TOTAL***		***53***

PM					
Time	**Direction**	**License Plate**	**Time**	**Direction**	**License Plate**
4:00 PM	NB	4609	**4:02 PM**	SB	0N41
4:01 PM	NB	W800	**4:03 PM**	SB	Y535
4:03 PM	NB	U709	**4:05 PM**	SB	T132
4:15 PM	NB	0162	**4:07 PM**	SB	D679
4:17 PM	NB	R353	**4:08 PM**	SB	SPYJ
4:20 PM	NB	V183	**4:15 PM**	SB	P571
4:21 PM	NB	J052	**4:17 PM**	SB	L639
4:21 PM	NB	U439	**4:18 PM**	SB	J539
4:22 PM	NB	P911	**4:20 PM**	SB	6758
4:22 PM	NB	6920	**4:22 PM**	SB	U439
4:28 PM	NB	NP	**4:28 PM**	SB	K478
4:29 PM	NB	87N2	**4:31 PM**	SB	78F1
4:34 PM	NB	H592	**4:34 PM**	SB	F762
4:37 PM	NB	P922	**4:35 PM**	SB	W943
4:37 PM	NB	F779	**4:37 PM**	SB	96N1
4:48 PM	NB	K478	**4:48 PM**	SB	9401
4:50 PM	NB	NP	**4:52 PM**	SB	3602
4:50 PM	NB	D679	**4:52 PM**	SB	R267
4:50 PM	NB	H696	**4:53 PM**	SB	5Z62
4:53 PM	NB	R267	**4:57 PM**	SB	H580
5:00 PM	NB	B759	**4:59 PM**	SB	R216
5:01 PM	NB	PS42	**5:00 PM**	SB	V495
5:01 PM	NB	A817	**5:08 PM**	SB	0106
5:06 PM	NB	A0F2	**5:14 PM**	SB	NP
5:07 PM	NB	2322	**5:17 PM**	SB	E962
5:12 PM	NB	4254	**5:20 PM**	SB	N027
5:16 PM	NB	E127	**5:21 PM**	SB	47H3
5:20 PM	NB	D907	**5:25 PM**	SB	W021
5:24 PM	NB	S332	**5:28 PM**	SB	NP
5:27 PM	NB	A585	**5:40 PM**	SB	E941
5:28 PM	NB	C414	**5:42 PM**	SB	NP
5:30 PM	NB	2150	**5:43 PM**	SB	T281
5:36 PM	NB	NP	**5:47 PM**	SB	J213
5:39 PM	NB	5413	**5:54 PM**	SB	M481
5:43 PM	NB	4947	**5:57 PM**	SB	5555
5:45 PM	NB	K681	**5:59 PM**	SB	U709
5:53 PM	NB	1148			
TOTAL		***37***	***TOTAL***		***36***

Prepared by National Data & Surveying Services

License Plate Study

Location: S Keystone St & W Alameda Ave
City: Burbank, CA

Date: 1/18/2022
Day: Tuesday

***NP** = *No Plate*

AM					
Time	**Direction**	**License Plate**	**Time**	**Direction**	**License Plate**
7:00 AM	NB	8932	**7:02 AM**	SB	F643
7:02 AM	NB	X418	**7:13 AM**	SB	16C3
7:08 AM	NB	NP	**7:15 AM**	SB	S059
7:16 AM	NB	P611	**7:22 AM**	SB	G319
7:24 AM	NB	U060	**7:30 AM**	SB	8931
7:26 AM	NB	H747	**7:31 AM**	SB	C266
7:29 AM	NB	Y053	**7:33 AM**	SB	P455
7:30 AM	NB	J219	**7:34 AM**	SB	V152
7:33 AM	NB	S437	**7:35 AM**	SB	J858
7:37 AM	NB	X520	**7:36 AM**	SB	S849
7:37 AM	NB	T599	**7:36 AM**	SB	U060
7:37 AM	NB	H177	**7:38 AM**	SB	Z913
7:38 AM	NB	U342	**7:39 AM**	SB	V905
7:40 AM	NB	1244	**7:39 AM**	SB	S474
7:41 AM	NB	C582	**7:40 AM**	SB	Y631
7:41 AM	NB	A487	**7:40 AM**	SB	44A3
7:42 AM	NB	IBER	**7:45 AM**	SB	V114
7:42 AM	NB	2A00	**7:46 AM**	SB	U045
7:42 AM	NB	N087	**7:48 AM**	SB	N090
7:44 AM	NB	Y244	**7:49 AM**	SB	X097
7:44 AM	NB	U045	**7:49 AM**	SB	V400
7:44 AM	NB	V905	**7:49 AM**	SB	V905
7:44 AM	NB	N090	**7:52 AM**	SB	B097
7:45 AM	NB	QNLA	**7:52 AM**	SB	V302
7:48 AM	NB	K028	**7:52 AM**	SB	N251
7:50 AM	NB	NP	**7:55 AM**	SB	R215
7:50 AM	NB	6851	**7:56 AM**	SB	30M0
7:51 AM	NB	W010	**7:56 AM**	SB	G853
7:51 AM	NB	X607	**7:56 AM**	SB	N385
7:51 AM	NB	20M0	**7:56 AM**	SB	MMAS
7:52 AM	NB	V680	**8:00 AM**	SB	D387
7:53 AM	NB	5326	**8:03 AM**	SB	W781
7:57 AM	NB	N746	**8:07 AM**	SB	M607
7:58 AM	NB	W922	**8:10 AM**	SB	A923
8:00 AM	NB	R577	**8:10 AM**	SB	A352
8:04 AM	NB	9927	**8:11 AM**	SB	12C3
8:05 AM	NB	A923	**8:12 AM**	SB	S740
8:06 AM	NB	S899	**8:12 AM**	SB	G524
8:07 AM	NB	K813	**8:13 AM**	SB	U525
8:08 AM	NB	T312	**8:17 AM**	SB	07W2
8:09 AM	NB	I555	**8:19 AM**	SB	U120
8:09 AM	NB	79H3	**8:26 AM**	SB	W922
8:13 AM	NB	1342	**8:27 AM**	SB	B613
8:16 AM	NB	04J3	**8:31 AM**	SB	Z913
8:18 AM	NB	NP	**8:31 AM**	SB	Z517
8:20 AM	NB	U525	**8:38 AM**	SB	N933
8:24 AM	NB	4L78	**8:39 AM**	SB	J864
8:24 AM	NB	V406	**8:39 AM**	SB	R577
8:26 AM	NB	W639	**8:40 AM**	SB	V039
8:29 AM	NB	U120	**8:41 AM**	SB	E391
8:36 AM	NB	L618	**8:41 AM**	SB	M410
8:36 AM	NB	N329	**8:44 AM**	SB	F092
8:39 AM	NB	A388	**8:49 AM**	SB	M256
8:42 AM	NB	N605	**8:49 AM**	SB	R448
8:43 AM	NB	L845	**8:49 AM**	SB	T176
8:44 AM	NB	83M1	**8:50 AM**	SB	B204
8:47 AM	NB	N790	**8:53 AM**	SB	R428
8:49 AM	NB	G452	**8:54 AM**	SB	R559
8:52 AM	NB	F242	**8:56 AM**	SB	L118
8:52 AM	NB	JOCA			
8:53 AM	NB	N790			
8:54 AM	NB	V905			
8:55 AM	NB	L118			
8:57 AM	NB	B533			
8:57 AM	NB	V778			
8:59 AM	NB	T718			
TOTAL		***66***	***TOTAL***		***59***

MD					
Time	**Direction**	**License Plate**	**Time**	**Direction**	**License Plate**
11:00 AM	NB	V848	**11:00 AM**	SB	A992
11:05 AM	NB	Z638	**11:05 AM**	SB	C578
11:06 AM	NB	V406	**11:08 AM**	SB	N563
11:09 AM	NB	R682	**11:12 AM**	SB	F092
11:11 AM	NB	J035	**11:12 AM**	SB	G083
11:13 AM	NB	0692	**11:14 AM**	SB	P782
11:14 AM	NB	P969	**11:15 AM**	SB	N329
11:17 AM	NB	L315	**11:19 AM**	SB	X688
11:18 AM	NB	D222	**11:26 AM**	SB	G101
11:20 AM	NB	94J2	**11:28 AM**	SB	9204
11:20 AM	NB	M121	**11:29 AM**	SB	S249
11:24 AM	NB	N493	**11:29 AM**	SB	1823
11:26 AM	NB	F325	**11:31 AM**	SB	HALO
11:27 AM	NB	2662	**11:33 AM**	SB	R682
11:32 AM	NB	K184	**11:33 AM**	SB	W688
11:33 AM	NB	93S0	**11:36 AM**	SB	R609
11:36 AM	NB	W134	**11:39 AM**	SB	Z915
11:37 AM	NB	R463	**11:39 AM**	SB	C023
11:38 AM	NB	Z915	**11:41 AM**	SB	D566
11:39 AM	NB	88P2	**11:44 AM**	SB	D377
11:39 AM	NB	D602	**11:46 AM**	SB	5700
11:40 AM	NB	66G3	**11:48 AM**	SB	93S0
11:40 AM	NB	K552	**11:52 AM**	SB	31D1
11:44 AM	NB	Y898	**11:55 AM**	SB	F395
11:44 AM	NB	P301	**11:55 AM**	SB	N224
11:44 AM	NB	E560	**11:56 AM**	SB	R156
11:46 AM	NB	8483	**11:59 AM**	SB	A016
11:48 AM	NB	U810	**12:04 PM**	SB	U210
11:48 AM	NB	S249	**12:07 PM**	SB	T778
11:51 AM	NB	7P16	**12:10 PM**	SB	N755
11:54 AM	NB	D726	**12:10 PM**	SB	S559
11:55 AM	NB	B806	**12:14 PM**	SB	67Z2
11:56 AM	NB	C573	**12:17 PM**	NB	H297
11:57 AM	NB	NP	**12:19 PM**	SB	S641
12:01 PM	NB	3006	**12:20 PM**	SB	66G3
12:02 PM	NB	U875	**12:21 PM**	SB	B801
12:03 PM	NB	R641	**12:23 PM**	SB	R123
12:04 PM	NB	R709	**12:23 PM**	SB	L076
12:04 PM	NB	P469	**12:24 PM**	SB	T009
12:05 PM	NB	H297	**12:25 PM**	SB	4217
12:06 PM	NB	HALO	**12:25 PM**	SB	60A2
12:08 PM	NB	E534	**12:26 PM**	SB	C475
12:09 PM	NB	M567	**12:27 PM**	SB	87Z2
12:09 PM	NB	A551	**12:28 PM**	SB	17K0
12:11 PM	NB	Y904	**12:35 PM**	SB	EHIL
12:17 PM	NB	Y217	**12:37 PM**	SB	P415
12:20 PM	NB	J219	**12:40 PM**	SB	C887
12:21 PM	NB	DNHL	**12:43 PM**	SB	B058
12:23 PM	NB	G789	**12:44 PM**	SB	J168
12:24 PM	NB	F861	**12:45 PM**	SB	E399
12:24 PM	NB	T009	**12:48 PM**	SB	M463
12:26 PM	NB	87Z2	**12:52 PM**	SB	U129
12:32 PM	NB	EHIL	**12:54 PM**	SB	05F1
12:32 PM	NB	77K2			
12:33 PM	NB	F531			
12:34 PM	NB	R123			
12:35 PM	NB	N790			
12:36 PM	NB	F431			
12:36 PM	NB	S102			
12:37 PM	NB	93Z1			
12:37 PM	NB	9350			
12:37 PM	NB	S709			
12:40 PM	NB	Y617			
12:41 PM	NB	F992			
12:42 PM	NB	K652			
12:43 PM	NB	83M1			
12:43 PM	NB	99V0			
12:43 PM	NB	F092			
12:44 PM	NB	G083			
12:46 PM	NB	30P1			
12:47 PM	NB	X688			
12:47 PM	NB	Z212			
12:47 PM	NB	H220			
12:51 PM	NB	H220			
12:52 PM	NB	M463			
12:52 PM	NB	U129			
12:55 PM	NB	D535			
12:55 PM	NB	E055			
12:58 PM	NB	W522			
12:58 PM	NB	B058			
12:59 PM	NB	F296			
12:59 PM	NB	H631			
TOTAL		***82***	***TOTAL***		***53***

PM					
Time	**Direction**	**License Plate**	**Time**	**Direction**	**License Plate**
4:02 PM	NB	X582	**4:01 PM**	SB	N071
4:06 PM	NB	N912	**4:01 PM**	SB	39W0
4:10 PM	NB	G701	**4:11 PM**	SB	43S2
4:12 PM	NB	Y631	**4:15 PM**	SB	Y908
4:13 PM	NB	D696	**4:16 PM**	SB	C578
4:15 PM	NB	J052	**4:17 PM**	SB	U564
4:17 PM	NB	K334	**4:20 PM**	SB	V183
4:17 PM	NB	B560	**4:22 PM**	SB	E202
4:19 PM	NB	S619	**4:26 PM**	SB	C068
4:19 PM	NB	V054	**4:29 PM**	SB	PA69
4:21 PM	NB	BLAW	**4:30 PM**	SB	C703
4:26 PM	NB	X864	**4:34 PM**	SB	D980
4:28 PM	NB	N843	**4:37 PM**	SB	D022
4:33 PM	NB	P655	**4:39 PM**	SB	E427
4:34 PM	NB	V183	**4:40 PM**	SB	S056
4:39 PM	NB	L722	**4:42 PM**	SB	M930
4:40 PM	NB	34D3	**4:48 PM**	SB	E035
4:44 PM	NB	A192	**4:49 PM**	SB	W722
4:48 PM	NB	J314	**4:55 PM**	SB	M953
4:57 PM	NB	E239	**4:57 PM**	SB	J463
4:59 PM	NB	GV14	**4:59 PM**	SB	K913
4:59 PM	NB	C811	**4:59 PM**	SB	R270
5:04 PM	NB	C811	**5:01 PM**	SB	R168
5:04 PM	NB	Y339	**5:04 PM**	SB	P584
5:07 PM	NB	D949	**5:09 PM**	SB	M806
5:11 PM	NB	45F0	**5:11 PM**	SB	R143
5:16 PM	NB	Y975	**5:13 PM**	SB	E745
5:16 PM	NB	N824	**5:15 PM**	SB	E391
5:24 PM	NB	E509	**5:18 PM**	SB	Z273
5:27 PM	NB	P584	**5:20 PM**	SB	K215
5:27 PM	NB	H305	**5:20 PM**	SB	JE4L
5:29 PM	NB	Z536	**5:20 PM**	SB	K572
5:31 PM	NB	T011	**5:20 PM**	SB	E314
5:34 PM	NB	31W2	**5:20 PM**	SB	D624
5:34 PM	NB	H396	**5:22 PM**	SB	T418
5:35 PM	NB	Y954	**5:26 PM**	SB	L905
5:35 PM	NB	G473	**5:32 PM**	SB	97R9
5:37 PM	NB	4963	**5:37 PM**	SB	E781
5:37 PM	NB	K865	**5:41 PM**	SB	W855
5:37 PM	NB	5951	**5:59 PM**	SB	K013
5:38 PM	NB	B352			
5:39 PM	NB	S779			
5:39 PM	NB	F116			
5:41 PM	NB	J617			
5:44 PM	NB	NP			
5:44 PM	NB	Z744			
5:47 PM	NB	B576			
5:48 PM	NB	K913			
5:48 PM	NB	G226			
5:51 PM	NB	44H3			
5:53 PM	NB	K938			
5:53 PM	NB	T218			
TOTAL		***52***	***TOTAL***		***40***

Prepared by National Data & Surveying Services

License Plate Study

Location: S Lincoln St & W Alameda Ave
City: Burbank, CA

Date: 1/18/2022
Day: Tuesday

***NP** = *No Plate*

AM

Time	Direction	License Plate	Time	Direction	License Plate
7:16 AM	NB	EYHM	**7:11 AM**	SB	2731
7:20 AM	NB	D357	**7:13 AM**	SB	U945
7:28 AM	NB	F111	**7:18 AM**	SB	3963
7:32 AM	NB	65B1	**7:31 AM**	SB	J227
7:34 AM	NB	5669	**7:36 AM**	SB	6650
7:35 AM	NB	6585	**7:36 AM**	SB	4072
7:42 AM	NB	7874	**7:46 AM**	SB	O9R6
7:44 AM	NB	H5IH	**7:51 AM**	SB	71B7
7:52 AM	NB	9KL9	**7:57 AM**	SB	5948
7:52 AM	NB	Q268	**7:58 AM**	SB	51I3
7:55 AM	NB	7821	**8:02 AM**	SB	C832
8:00 AM	NB	8347	**8:18 AM**	SB	4570
8:08 AM	NB	I661	**8:20 AM**	SB	01W8
8:09 AM	NB	A080	**8:20 AM**	SB	S168
8:10 AM	NB	5638	**8:26 AM**	SB	B328
8:11 AM	NB	7226	**8:28 AM**	SB	1787
8:14 AM	NB	51DA	**8:29 AM**	SB	08D4
8:17 AM	NB	6872	**8:36 AM**	SB	8203
8:20 AM	NB	8381	**8:37 AM**	SB	R06Z
8:23 AM	NB	7339	**8:41 AM**	SB	45W7
8:23 AM	NB	W090	**8:44 AM**	SB	98I9
8:26 AM	NB	9684	**8:51 AM**	SB	1962
8:28 AM	NB	2548	**8:53 AM**	SB	V728
8:37 AM	NB	67N9	**8:56 AM**	SB	5620
8:47 AM	NB	36W5			
8:48 AM	NB	Y412			
8:49 AM	NB	2151			
8:51 AM	NB	R947			
8:54 AM	NB	8OL1			
8:55 AM	NB	9856			
8:56 AM	NB	9MB3			
8:57 AM	NB	8136			
TOTAL		***32***	***TOTAL***		***24***

MD

Time	Direction	License Plate	Time	Direction	License Plate
11:09 AM	NB	D598	**11:05 AM**	SB	F169
11:10 AM	NB	OSV8	**11:10 AM**	SB	P598
11:14 AM	NB	L907	**11:14 AM**	SB	X947
11:23 AM	NB	L418	**11:20 AM**	SB	J228
11:25 AM	NB	12C3	**11:23 AM**	SB	53UO
11:35 AM	NB	F949	**11:30 AM**	SB	NP
11:38 AM	NB	M689	**11:33 AM**	SB	9U41
11:38 AM	NB	F470	**11:34 AM**	SB	V693
11:38 AM	NB	20TS	**11:46 AM**	SB	1297
11:41 AM	NB	D377	**11:47 AM**	SB	W286
11:43 AM	NB	X343	**11:48 AM**	SB	J122
11:45 AM	NB	G96O	**11:50 AM**	SB	X724
11:46 AM	NB	B35O	**11:51 AM**	SB	20TS
11:47 AM	NB	F169	**11:56 AM**	SB	W336
11:49 AM	NB	V848	**11:59 AM**	SB	F144
11:53 AM	NB	7156	**12:01 PM**	SB	30X0
11:58 AM	NB	37F3	**12:15 PM**	SB	67F3
12:01 PM	NB	97U1	**12:16 PM**	SB	C884
12:02 PM	NB	C167	**12:18 PM**	SB	PDDY
12:04 PM	NB	W817	**12:20 PM**	SB	T632
12:05 PM	NB	W826	**12:21 PM**	SB	4069
12:09 PM	NB	5P79	**12:22 PM**	SB	X343
12:15 PM	NB	A564	**12:40 PM**	SB	T277
12:20 PM	NB	K286	**12:46 PM**	SB	M693
12:20 PM	NB	M449	**12:48 PM**	SB	E738
12:20 PM	NB	X724	**12:48 PM**	SB	F819
12:22 PM	NB	NP	**12:49 PM**	SB	P086
12:24 PM	NB	35Z0	**12:52 PM**	SB	C414
12:25 PM	NB	67J2	**12:53 PM**	SB	K591
12:30 PM	NB	Z413	**12:57 PM**	SB	R491
12:33 PM	NB	C911			
12:43 PM	NB	U003			
12:43 PM	NB	79X2			
12:48 PM	NB	S623			
12:48 PM	NB	D933			
12:51 PM	NB	V693			
12:51 PM	NB	PBTR			
12:52 PM	NB	V328			
12:55 PM	NB	J709			
12:55 PM	NB	E477			
12:57 PM	NB	X343			
12:57 PM	NB	D818			
12:58 PM	NB	M063			
12:59 PM	NB	K181			
12:59 PM	NB	H789			
TOTAL		***45***	***TOTAL***		***30***

PM

Time	Direction	License Plate	Time	Direction	License Plate
4:10 PM	NB	M693	**4:03 PM**	SB	4W06
4:13 PM	NB	T650	**4:03 PM**	SB	12C3
4:24 PM	NB	NP	**4:08 PM**	SB	X977
4:24 PM	NB	R328	**4:12 PM**	SB	2396
4:29 PM	NB	T112	**4:14 PM**	SB	X751
4:31 PM	NB	E941	**4:15 PM**	SB	R168
4:32 PM	NB	X024	**4:17 PM**	SB	5SH3
4:33 PM	NB	W070	**4:34 PM**	SB	F169
4:36 PM	NB	1165	**4:34 PM**	SB	D098
4:45 PM	NB	P331	**4:35 PM**	SB	X024
4:48 PM	NB	V370	**4:36 PM**	SB	W102
4:49 PM	NB	D533	**4:40 PM**	SB	U337
4:50 PM	NB	W305	**4:42 PM**	SB	5P69
4:58 PM	NB	Z066	**4:48 PM**	SB	T544
5:00 PM	NB	N054	**4:51 PM**	SB	L618
5:02 PM	NB	Z741	**4:52 PM**	SB	67Y1
5:09 PM	NB	W792	**4:53 PM**	SB	E941
5:09 PM	NB	2SK8	**4:54 PM**	SB	X837
5:10 PM	NB	B877	**5:09 PM**	SB	R512
5:16 PM	NB	NP	**5:10 PM**	SB	C475
5:20 PM	NB	NP	**5:19 PM**	SB	S004
5:29 PM	NB	K699	**5:32 PM**	SB	NP
5:34 PM	NB	NP	**5:45 PM**	SB	NP
5:44 PM	NB	Z796			
5:44 PM	NB	NP			
5:45 PM	NB	NP			
5:47 PM	NB	NP			
5:48 PM	NB	E976			
5:53 PM	NB	D589			
5:54 PM	NB	NP			
5:56 PM	NB	NP			
TOTAL		***31***	***TOTAL***		***23***

Prepared by National Data & Surveying Services

License Plate Study

Location: S Orchard Dr & W Olive Ave
City: Burbank, CA

Date: 1/18/2022
Day: Tuesday

***NP** = *No Plate*

AM

Time	Direction	License Plate	Time	Direction	License Plate
7:02 AM	NB	K384	7:05 AM	SB	8300
7:04 AM	NB	C016	7:23 AM	SB	X828
7:10 AM	NB	S176	7:25 AM	SB	T248
7:13 AM	NB	3711	7:27 AM	SB	Y492
7:16 AM	NB	E092	7:34 AM	SB	4650
7:32 AM	NB	C562	7:34 AM	SB	41A1
7:34 AM	NB	0822	7:45 AM	SB	X606
7:46 AM	NB	J262	7:46 AM	SB	E672
7:49 AM	NB	4416	7:49 AM	SB	NP
7:49 AM	NB	7158	7:50 AM	SB	C369
7:49 AM	NB	48D3	7:51 AM	SB	W449
7:51 AM	NB	OR47	8:03 AM	SB	V649
7:51 AM	NB	L284	8:04 AM	SB	5087
7:53 AM	NB	M553	8:04 AM	SB	05FI
7:54 AM	NB	T725	8:09 AM	SB	9366
7:54 AM	NB	P155	8:10 AM	SB	4650
7:55 AM	NB	M320	8:23 AM	SB	P716
7:55 AM	NB	W073	8:27 AM	SB	H191
7:59 AM	NB	B949	8:38 AM	SB	U995
8:07 AM	NB	W021	8:43 AM	SB	F608
8:12 AM	NB	9492	8:51 AM	SB	Z227
8:14 AM	NB	E916	8:51 AM	SB	J183
8:14 AM	NB	N914	8:55 AM	SB	764Z
8:15 AM	NB	0HWC	8:55 AM	SB	N957
8:17 AM	NB	V191	8:57 AM	SB	R851
8:20 AM	NB	NP	8:59 AM	SB	D618
8:24 AM	NB	G263	8:59 AM	SB	Z692
8:24 AM	NB	21Y6			
8:25 AM	NB	V229			
8:27 AM	NB	Q585			
8:28 AM	NB	6761			
8:28 AM	NB	0195			
8:33 AM	NB	NP			
8:33 AM	NB	2664			
8:34 AM	NB	6299			
8:35 AM	NB	NP			
8:39 AM	NB	H498			
8:47 AM	NB	R851			
8:54 AM	NB	X808			
8:58 AM	NB	C956			
TOTAL		*40*	*TOTAL*		*27*

MD

Time	Direction	License Plate	Time	Direction	License Plate
11:00 AM	NB	K643	11:00 AM	SB	N487
11:02 AM	NB	6730	11:01 AM	SB	X211
11:02 AM	NB	L485	11:02 AM	SB	27S6
11:13 AM	NB	C594	11:05 AM	SB	M334
11:20 AM	NB	RMOM	11:05 AM	SB	Z323
11:29 AM	NB	W303	11:06 AM	SB	4132
11:36 AM	NB	W285	11:06 AM	SB	X104
11:37 AM	NB	C193	11:08 AM	SB	R851
11:43 AM	NB	CTPL	11:13 AM	SB	B036
11:45 AM	NB	40V1	11:14 AM	SB	4875
11:45 AM	NB	91P2	11:15 AM	SB	A239
11:46 AM	NB	9062	11:22 AM	SB	NP
11:48 AM	NB	6396	11:24 AM	SB	J401
11:51 AM	NB	NP	11:29 AM	SB	0559
11:52 AM	NB	X836	11:31 AM	SB	RMOM
11:54 AM	NB	1525	11:36 AM	SB	NP
11:57 AM	NB	NP	11:38 AM	SB	BV36
12:00 PM	NB	A385	11:42 AM	SB	NP
12:02 PM	NB	58H5	11:54 AM	SB	4507
12:03 PM	NB	4450	11:56 AM	SB	0T59
12:04 PM	NB	O529	11:56 AM	SB	25T1
12:04 PM	NB	Y328	11:56 AM	SB	R759
12:06 PM	NB	Z995	11:57 AM	SB	24D3
12:07 PM	NB	C017	12:07 PM	SB	1372
12:12 PM	NB	BCDV	12:08 PM	SB	X596
12:14 PM	NB	36F8	12:11 PM	SB	1C23
12:15 PM	NB	2885	12:15 PM	SB	10NF
12:16 PM	NB	E301	12:19 PM	SB	3629
12:18 PM	NB	4X73	12:27 PM	SB	CT99
12:19 PM	NB	E909	12:27 PM	SB	X465
12:20 PM	NB	F789	12:29 PM	SB	5956
12:21 PM	NB	HQTI	12:31 PM	SB	94T2
12:22 PM	NB	C640	12:31 PM	SB	MOTO
12:23 PM	NB	Z692	12:33 PM	SB	E909
12:27 PM	NB	NP	12:35 PM	SB	Z337
12:28 PM	NB	2001	12:44 PM	SB	G923
12:29 PM	NB	1968	12:45 PM	SB	NP
12:32 PM	NB	Z323	12:46 PM	SB	HISA
12:35 PM	NB	81V1	12:47 PM	SB	A285
12:35 PM	NB	O237	12:54 PM	SB	H084
12:36 PM	NB	S1M1			
12:38 PM	NB	74B0			
12:39 PM	NB	X727			
12:40 PM	NB	NP			
12:45 PM	NB	OR47			
12:46 PM	NB	0050			
12:47 PM	NB	S0F3			
12:51 PM	NB	84F2			
TOTAL		*48*	*TOTAL*		*40*

PM

Time	Direction	License Plate	Time	Direction	License Plate
4:02 PM	NB	L220	4:00 PM	SB	2599
4:03 PM	NB	AU36	4:00 PM	SB	7390
4:04 PM	NB	NP	4:02 PM	SB	20J1
4:05 PM	NB	F077	4:03 PM	SB	Q690
4:07 PM	NB	A316	4:03 PM	SB	90X5
4:09 PM	NB	W104	4:04 PM	SB	F839
4:10 PM	NB	88Y1	4:05 PM	SB	NP
4:17 PM	NB	R421	4:06 PM	SB	F077
4:18 PM	NB	55D1	4:08 PM	SB	H563
4:18 PM	NB	R960	4:11 PM	SB	D679
4:18 PM	NB	41A1	4:16 PM	SB	A346
4:19 PM	NB	K334	4:17 PM	SB	6775
4:20 PM	NB	E768	4:19 PM	SB	6179
4:24 PM	NB	9770	4:20 PM	SB	5217
4:25 PM	NB	U582	4:20 PM	SB	1367
4:25 PM	NB	N023	4:20 PM	SB	B739
4:26 PM	NB	81N5	4:21 PM	SB	E768
4:28 PM	NB	N957	4:23 PM	SB	T236
4:29 PM	NB	X216	4:25 PM	SB	F570
4:31 PM	NB	W530	4:26 PM	SB	H859
4:33 PM	NB	58G4	4:27 PM	SB	26W5
4:37 PM	NB	K850	4:28 PM	SB	D398
4:37 PM	NB	OR47	4:39 PM	SB	P522
4:43 PM	NB	U443	4:40 PM	SB	E855
4:50 PM	NB	D915	4:45 PM	SB	7752
4:55 PM	NB	U065	4:51 PM	SB	8P01
4:57 PM	NB	J188	4:55 PM	SB	N957
4:58 PM	NB	0573	4:57 PM	SB	38H3
5:02 PM	NB	NP	5:00 PM	SB	NP
5:05 PM	NB	N599	5:02 PM	SB	P747
5:07 PM	NB	M373	5:10 PM	SB	K612
5:13 PM	NB	H040	5:12 PM	SB	J306
5:16 PM	NB	NP	5:12 PM	SB	M420
5:31 PM	NB	A159	5:25 PM	SB	Y572
5:38 PM	NB	12F5	5:31 PM	SB	F168
5:43 PM	NB	V259	5:32 PM	SB	P546
5:45 PM	NB	P600	5:32 PM	SB	6409
5:45 PM	NB	DR07	5:33 PM	SB	T844
			5:34 PM	SB	34B3
			5:38 PM	SB	F701
			5:39 PM	SB	C180
			5:44 PM	SB	P640
			5:46 PM	SB	MA4U
			5:53 PM	SB	NP
TOTAL		*38*	*TOTAL*		*44*

Prepared by National Data & Surveying Services

License Plate Study

Location: S Orchard Dr & W Alameda Ave
City: Burbank, CA

Date: 1/18/2022
Day: Tuesday

***NP** = *No Plate*

AM					
Time	**Direction**	**License Plate**	**Time**	**Direction**	**License Plate**
7:05 AM	NB	K565	**7:02 AM**	SB	K384
7:19 AM	NB	L000	**7:02 AM**	SB	0568
7:28 AM	NB	U492	**7:10 AM**	SB	S176
7:30 AM	NB	94C3	**7:12 AM**	SB	0311
7:38 AM	NB	C332	**7:16 AM**	SB	F092
7:50 AM	NB	M450	**7:21 AM**	SB	NP
7:50 AM	NB	0519	**7:28 AM**	SB	7158
7:51 AM	NB	C396	**7:41 AM**	SB	E017
7:51 AM	NB	OR47	**7:45 AM**	SB	J262
7:54 AM	NB	Z309	**7:45 AM**	SB	MX21
7:57 AM	NB	B326	**7:46 AM**	SB	F288
7:58 AM	NB	NP	**7:49 AM**	SB	NP
8:04 AM	NB	5087	**7:57 AM**	SB	WX11
8:16 AM	NB	V987	**8:01 AM**	SB	39F2
8:16 AM	NB	P571	**8:03 AM**	SB	Z309
8:16 AM	NB	V191	**8:04 AM**	SB	V649
8:18 AM	NB	39F2	**8:09 AM**	SB	U483
8:27 AM	NB	0195	**8:10 AM**	SB	V880
8:31 AM	NB	P617	**8:13 AM**	SB	3F96
8:31 AM	NB	C334	**8:13 AM**	SB	N914
8:37 AM	NB	KR21	**8:14 AM**	SB	M607
8:53 AM	NB	U483	**8:15 AM**	SB	W324
8:53 AM	NB	X888	**8:27 AM**	SB	D915
8:54 AM	NB	K577	**8:40 AM**	SB	U995
8:56 AM	NB	58X1	**8:40 AM**	SB	Z439
8:56 AM	NB	U810	**8:43 AM**	SB	3444
			8:49 AM	SB	28F0
			8:51 AM	SB	M334
			8:51 AM	SB	K577
TOTAL		***26***	***TOTAL***		***29***

MD					
Time	**Direction**	**License Plate**	**Time**	**Direction**	**License Plate**
11:15 AM	NB	K628	**11:03 AM**	SB	6730
11:26 AM	NB	X712	**11:03 AM**	SB	L485
11:39 AM	NB	N825	**11:05 AM**	SB	W938
11:39 AM	NB	NP	**11:06 AM**	SB	Z323
11:44 AM	NB	M854	**11:07 AM**	SB	X104
11:44 AM	NB	U582	**11:12 AM**	SB	C908
11:44 AM	NB	40V1	**11:12 AM**	SB	B334
11:44 AM	NB	91P2	**11:14 AM**	SB	B036
11:45 AM	NB	9062	**11:17 AM**	SB	K929
11:45 AM	NB	NP	**11:32 AM**	SB	6538
11:45 AM	NB	04L2	**11:32 AM**	SB	96K3
11:46 AM	NB	NP	**11:39 AM**	SB	K706
11:47 AM	NB	W129	**11:40 AM**	SB	W129
11:51 AM	NB	P908	**11:46 AM**	SB	1352
11:53 AM	NB	R904	**11:47 AM**	SB	E560
12:09 PM	NB	OBTR	**11:52 AM**	SB	H583
12:17 PM	NB	P125	**11:57 AM**	SB	63F3
12:18 PM	NB	V394	**11:57 AM**	SB	6927
12:20 PM	NB	J761	**11:59 AM**	SB	6788
12:20 PM	NB	CHOT	**11:59 AM**	SB	7F28
12:21 PM	NB	NOCT	**12:01 PM**	SB	R156
12:21 PM	NB	C640	**12:04 PM**	SB	X147
12:21 PM	NB	Z692	**12:08 PM**	SB	N825
12:22 PM	NB	ES60	**12:08 PM**	SB	1372
12:25 PM	NB	N394	**12:17 PM**	SB	H189
12:28 PM	NB	2001	**12:20 PM**	SB	Z692
12:29 PM	NB	T555	**12:23 PM**	SB	B673
12:31 PM	NB	Z323	**12:26 PM**	SB	A6RE
12:33 PM	NB	1968	**12:27 PM**	SB	F320
12:36 PM	NB	S1M1	**12:29 PM**	SB	NP
12:37 PM	NB	NP	**12:30 PM**	SB	6538
12:37 PM	NB	NP	**12:30 PM**	SB	5956
12:37 PM	NB	K627	**12:33 PM**	SB	D571
12:39 PM	NB	G593	**12:35 PM**	SB	P489
12:48 PM	NB	B633	**12:44 PM**	SB	C615
12:51 PM	NB	L000	**12:49 PM**	SB	L998
12:51 PM	NB	NP	**12:51 PM**	SB	S360
12:54 PM	NB	C075	**12:51 PM**	SB	07M2
12:55 PM	NB	S360	**12:54 PM**	SB	H084
TOTAL		***39***	***TOTAL***		***39***

PM					
Time	**Direction**	**License Plate**	**Time**	**Direction**	**License Plate**
4:03 PM	NB	A346	**4:00 PM**	SB	5600
4:04 PM	NB	F077	**4:00 PM**	SB	B632
4:06 PM	NB	A316	**4:02 PM**	SB	N766
4:09 PM	NB	W104	**4:04 PM**	SB	S316
4:11 PM	NB	1352	**4:11 PM**	SB	X428
4:15 PM	NB	7472	**4:17 PM**	SB	A346
4:15 PM	NB	M334	**4:18 PM**	SB	6758
4:16 PM	NB	3C00	**4:20 PM**	SB	6179
4:17 PM	NB	RA21	**4:19 PM**	SB	W654
4:24 PM	NB	9770	**4:27 PM**	SB	5B83
4:28 PM	NB	X216	**4:28 PM**	SB	N019
4:30 PM	NB	W530	**4:41 PM**	SB	0956
4:41 PM	NB	H319	**4:55 PM**	SB	J052
4:49 PM	NB	D915	**4:57 PM**	SB	H853
5:05 PM	NB	M685	**5:03 PM**	SB	L000
5:13 PM	NB	H046	**5:11 PM**	SB	K612
5:16 PM	NB	W185	**5:29 PM**	SB	0145
5:21 PM	NB	0145	**5:31 PM**	SB	V807
5:21 PM	NB	KS65	**5:31 PM**	SB	NP
5:23 PM	NB	J956	**5:32 PM**	SB	F853
5:23 PM	NB	NP	**5:32 PM**	SB	NP
5:34 PM	NB	6213	**5:35 PM**	SB	7F28
5:42 PM	NB	NP	**5:35 PM**	SB	0372
5:53 PM	NB	NP	**5:47 PM**	SB	ORO7
5:53 PM	NB	89F0			
TOTAL		***25***	***TOTAL***		***24***

Prepared by National Data & Surveying Services

License Plate Study

Location: Lincoln St & W Oak St
City: Burbank, CA

Date: 1/18/2022
Day: Tuesday

***NP** = No Plate*

AM

Time	Direction	License Plate	Time	Direction	License Plate
7:09 AM	EB	B976	7:10 AM	WB	B198
7:18 AM	EB	E101	7:17 AM	WB	S474
7:19 AM	EB	R864	7:18 AM	WB	L658
7:23 AM	EB	L647	7:27 AM	WB	L858
7:25 AM	EB	L936	7:35 AM	WB	354J
7:26 AM	EB	P960	7:35 AM	WB	R515
7:29 AM	EB	L932	7:35 AM	WB	D01S
7:31 AM	EB	E639	7:35 AM	WB	Y282
7:32 AM	EB	F920	7:36 AM	WB	L387
7:34 AM	EB	Y170	7:37 AM	WB	U528
7:34 AM	EB	F378	7:37 AM	WB	X126
7:36 AM	EB	D835	7:38 AM	WB	P036
7:36 AM	EB	P676	7:38 AM	WB	A131
7:36 AM	EB	A040	7:39 AM	WB	R864
7:36 AM	EB	R997	7:39 AM	WB	X441
7:36 AM	EB	R241	7:40 AM	WB	T940
7:37 AM	EB	F942	7:41 AM	WB	A171
7:37 AM	EB	X228	7:44 AM	WB	L624
7:37 AM	EB	33L0	7:45 AM	WB	D647
7:38 AM	EB	P151	7:45 AM	WB	M972
7:38 AM	EB	L8AS	7:45 AM	WB	G561
7:39 AM	EB	Y199	7:45 AM	WB	J511
7:40 AM	EB	L005	7:45 AM	WB	A040
7:40 AM	EB	H952	7:45 AM	WB	V196
7:40 AM	EB	L125	7:45 AM	WB	J032
7:41 AM	EB	P94U	7:46 AM	WB	Z158
7:41 AM	EB	W390	7:46 AM	WB	85C3
7:41 AM	EB	W372	7:46 AM	WB	M536
7:41 AM	EB	L284	7:46 AM	WB	B549
7:41 AM	EB	V106	7:47 AM	WB	J554
7:42 AM	EB	E689	7:47 AM	WB	N128
7:43 AM	EB	L873	7:47 AM	WB	M007
7:43 AM	EB	T212	7:48 AM	WB	84F1
7:43 AM	EB	W295	7:50 AM	WB	RODS
7:43 AM	EB	F946	7:52 AM	WB	R283
7:44 AM	EB	M148	7:52 AM	WB	V967
7:45 AM	EB	M067	7:52 AM	WB	L459
7:45 AM	EB	D688	7:53 AM	WB	W211
7:45 AM	EB	L613	7:53 AM	WB	G195
7:45 AM	EB	AWCR	7:53 AM	WB	COKE
7:47 AM	EB	D280	7:54 AM	WB	V913
7:47 AM	EB	0869	7:56 AM	WB	H697
7:47 AM	EB	X183	7:57 AM	WB	S163
7:47 AM	EB	D937	7:57 AM	WB	Y306
7:48 AM	EB	VALY	7:57 AM	WB	X750
7:48 AM	EB	X204	7:57 AM	WB	T099
7:48 AM	EB	1734	7:58 AM	WB	R267
7:48 AM	EB	M639	7:58 AM	WB	K514
7:49 AM	EB	N318	8:01 AM	WB	M689
7:50 AM	EB	G437	8:02 AM	WB	V009
7:51 AM	EB	V022	8:03 AM	WB	F890
7:51 AM	EB	W675	8:06 AM	WB	R559
7:51 AM	EB	K301	8:08 AM	WB	W134
7:52 AM	EB	A703	8:08 AM	WB	R599
7:52 AM	EB	M689	8:19 AM	WB	G452
7:52 AM	EB	B759	8:23 AM	WB	V853
7:52 AM	EB	V755	8:35 AM	WB	X038
7:53 AM	EB	5234	8:40 AM	WB	69B2
7:54 AM	EB	05C2	8:40 AM	WB	B690
7:54 AM	EB	Y082	8:43 AM	WB	B632
7:54 AM	EB	J056	8:43 AM	WB	M046
7:54 AM	EB	V950	8:49 AM	WB	N328
7:55 AM	EB	N922	8:53 AM	WB	4QBQ
7:55 AM	EB	M187	8:54 AM	WB	T494
8:05 AM	EB	G899	8:55 AM	WB	G452
8:05 AM	EB	P465			
8:07 AM	EB	A192			
8:07 AM	EB	S954			
8:08 AM	EB	WS29			
8:10 AM	EB	12C3			
8:10 AM	EB	40T1			
8:11 AM	EB	GS24			
8:12 AM	EB	B967			
8:13 AM	EB	PMAM			
8:15 AM	EB	V987			
8:15 AM	EB	J961			
8:23 AM	EB	X808			
8:26 AM	EB	W945			
8:28 AM	EB	D133			
8:29 AM	EB	M536			
8:30 AM	EB	W339			
8:30 AM	EB	R559			
8:33 AM	EB	D776			
8:39 AM	EB	M073			
8:39 AM	EB	M187			
8:40 AM	EB	M410			
8:40 AM	EB	S7K2			
8:41 AM	EB	3444			
8:46 AM	EB	T063			
8:51 AM	EB	S634			
8:51 AM	EB	U259			
8:52 AM	EB	T655			
8:52 AM	EB	R149			
8:53 AM	EB	M399			
TOTAL		*94*	*TOTAL*		*65*

MD

Time	Direction	License Plate	Time	Direction	License Plate
11:03 AM	EB	NP	11:08 AM	WB	0628
11:03 AM	EB	J696	11:08 AM	WB	N766
11:04 AM	EB	2618	11:08 AM	WB	8483
11:06 AM	EB	X739	11:10 AM	WB	C629
11:06 AM	EB	95D2	11:13 AM	WB	Y686
11:07 AM	EB	5029	11:16 AM	WB	9514
11:08 AM	EB	P959	11:16 AM	WB	V848
11:13 AM	EB	S418	11:22 AM	WB	80X2
11:17 AM	EB	M310	11:23 AM	WB	1281
11:17 AM	EB	77X1	11:28 AM	WB	F904
11:20 AM	EB	1652	11:30 AM	WB	X315
11:20 AM	EB	V848	11:32 AM	WB	M105
11:24 AM	EB	N211	11:42 AM	WB	M782
11:26 AM	EB	HALO	11:43 AM	WB	R679
11:28 AM	EB	23J2	11:47 AM	WB	E727
11:28 AM	EB	S249	11:50 AM	WB	J084
11:32 AM	EB	G746	11:51 AM	WB	PEDE
11:33 AM	EB	GR07	11:53 AM	WB	K302
11:34 AM	EB	NP	11:56 AM	WB	K106
11:35 AM	EB	TONE	11:57 AM	WB	W134
11:40 AM	EB	C872	11:57 AM	WB	4132
11:51 AM	EB	W817	12:01 PM	WB	A623
11:52 AM	EB	C629	12:01 PM	WB	1040
11:54 AM	EB	N785	12:12 PM	WB	M567
11:59 AM	EB	A623	12:13 PM	WB	12C3
12:00 PM	EB	L620	12:16 PM	WB	S418
12:06 PM	EB	8772	12:16 PM	WB	M105
12:07 PM	EB	L000	12:16 PM	WB	3D0U
12:08 PM	EB	L818	12:16 PM	WB	6246
12:10 PM	EB	R342	12:26 PM	WB	U108
12:15 PM	EB	H297	12:28 PM	WB	CT99
12:17 PM	EB	4225	12:31 PM	WB	A278
12:22 PM	EB	T743	12:33 PM	WB	NP
12:38 PM	EB	S0F3	12:36 PM	WB	X808
12:42 PM	EB	V193	12:39 PM	WB	K627
12:42 PM	EB	XS42	12:39 PM	WB	57S2
12:44 PM	EB	X812	12:43 PM	WB	9321
12:44 PM	EB	7718	12:45 PM	WB	T295
12:49 PM	EB	T470	12:46 PM	WB	4425
12:49 PM	EB	P933	12:47 PM	WB	93P1
12:49 PM	EB	Y008	12:50 PM	WB	47E2
12:50 PM	EB	B633	12:52 PM	WB	V919
12:50 PM	EB	47E2			
12:50 PM	EB	X87			
12:52 PM	EB	T902			
TOTAL		*45*	*TOTAL*		*42*

PM

Time	Direction	License Plate	Time	Direction	License Plate
4:02 PM	EB	M463	4:13 PM	WB	D412
4:24 PM	EB	B608	4:16 PM	WB	8483
4:31 PM	EB	A476	4:25 PM	WB	D735
4:34 PM	EB	C467	4:28 PM	WB	W945
4:34 PM	EB	D798	5:01 PM	WB	J081
4:35 PM	EB	W070	5:01 PM	WB	L049
4:37 PM	EB	K276	5:35 PM	WB	71C3
4:39 PM	EB	M258	5:46 PM	WB	V165
4:43 PM	EB	E729	5:53 PM	WB	D096
4:43 PM	EB	46A3			
4:45 PM	EB	W945			
4:49 PM	EB	D968			
4:49 PM	EB	U370			
4:51 PM	EB	A207			
4:56 PM	EB	2913			
5:01 PM	EB	L000			
5:01 PM	EB	S3K0			
5:02 PM	EB	NOWS			
5:04 PM	EB	27H2			
5:04 PM	EB	J418			
5:04 PM	EB	E904			
5:08 PM	EB	35J0			
5:11 PM	EB	SB39			
5:11 PM	EB	K514			
5:13 PM	EB	A326			
5:15 PM	EB	D235			
5:16 PM	EB	W143			
5:17 PM	EB	B781			
5:20 PM	EB	G488			
5:23 PM	EB	J294			
5:28 PM	EB	R047			
5:28 PM	EB	06V0			
5:29 PM	EB	A945			
5:37 PM	EB	W358			
5:38 PM	EB	V212			
5:38 PM	EB	R791			
5:38 PM	EB	M798			
5:39 PM	EB	R1T1			
5:40 PM	EB	G283			
5:41 PM	EB	V905			
5:42 PM	EB	NP			
5:43 PM	EB	P121			
5:43 PM	EB	W179			
5:50 PM	EB	U626			
5:50 PM	EB	N212			
5:52 PM	EB	E209			
5:53 PM	EB	R791			
5:53 PM	EB	M730			
TOTAL		*48*	*TOTAL*		*9*

Prepared by National Data & Surveying Services

License Plate Study

Project: 22-020024
City: Burbank

Date: 1/18/2022
Day: Tuesday

AM

001 SB to 002 NB

Time	License Plate	Time	License Plate
7:24 AM	T841	7:25 AM	T841
Total		*1*	

001 SB to 003 NB

Time	License Plate	Time	License Plate
8:15 AM	C999	8:17 AM	C999
Total		*1*	

001 SB to 004 NB

Time	License Plate	Time	License Plate
Total		*0*	

001 SB to 005 EB

Time	License Plate	Time	License Plate
Total		*0*	

001 SB to 006 SB

Time	License Plate	Time	License Plate
7:21 AM	G409	7:24 AM	G409
Total		*1*	

001 SB to 007 NB

Time	License Plate	Time	License Plate
Total		*0*	

001 SB to 008 SB

Time	License Plate	Time	License Plate
7:14 AM	S059	7:15 AM	S059
7:34 AM	S849	7:36 AM	S849
7:47 AM	N090	7:48 AM	N090
7:50 AM	B097	7:52 AM	B097
7:54 AM	30M0	7:56 AM	30M0
7:55 AM	N385	7:56 AM	N385
8:02 AM	W781	8:03 AM	W781
8:06 AM	M607	8:07 AM	M607
8:16 AM	07W2	8:17 AM	07W2
8:24 AM	W922	8:26 AM	W922
8:25 AM	B613	8:27 AM	B613
8:30 AM	Z517	8:31 AM	Z517
8:40 AM	E391	8:41 AM	E391
8:48 AM	R448	8:49 AM	R448
8:48 AM	T176	8:49 AM	T176
7:48 AM	V400	7:49 AM	V400
8:12 AM	U525	8:13 AM	U525
8:38 AM	J864	8:39 AM	J864
Total		*18*	

001 SB to 009 SB

Time	License Plate	Time	License Plate
Total		*0*	

001 SB to 010 NB

Time	License Plate	Time	License Plate
7:51 AM	M553	7:53 AM	M553
Total		*1*	

001 SB to 011 SB

Time	License Plate	Time	License Plate
Total		*0*	

001 SB to 012 WB

Time	License Plate	Time	License Plate
7:17 AM	L658	7:18 AM	L658
7:37 AM	A131	7:38 AM	A131
7:39 AM	A171	7:41 AM	A171
7:44 AM	V196	7:45 AM	V196
7:45 AM	N128	7:47 AM	N128
7:47 AM	84F1	7:48 AM	84F1
7:43 AM	6511	7:45 AM	6511
7:45 AM	BE49	7:46 AM	BE49

MD

001 SB to 002 NB

Time	License Plate	Time	License Plate
Total		*0*	

001 SB to 003 NB

Time	License Plate	Time	License Plate
Total		*0*	

001 SB to 004 NB

Time	License Plate	Time	License Plate
Total		*0*	

001 SB to 005 EB

Time	License Plate	Time	License Plate
11:02 AM	T962	11:05 AM	T962
Total		*1*	

001 SB to 006 SB

Time	License Plate	Time	License Plate
Total		*0*	

001 SB to 007 NB

Time	License Plate	Time	License Plate
Total		*0*	

001 SB to 008 SB

Time	License Plate	Time	License Plate
11:34 AM	R609	11:36 AM	R609
11:38 AM	C023	11:39 AM	C023
11:39 AM	D377	11:44 AM	D377
11:53 AM	F395	11:55 AM	F395
11:55 AM	R156	11:56 AM	R156
12:22 PM	R123	12:23 PM	R123
12:36 PM	P415	12:37 PM	P415
12:42 PM	B058	12:43 PM	B058
Total		*8*	

001 SB to 009 SB

Time	License Plate	Time	License Plate
Total		*0*	

001 SB to 010 NB

Time	License Plate	Time	License Plate
Total		*0*	

001 SB to 011 SB

Time	License Plate	Time	License Plate
11:55 AM	R156	12:01 PM	R156
Total		*1*	

001 SB to 012 WB

Time	License Plate	Time	License Plate
11:52 AM	K302	11:53 AM	K302
Total		*1*	

11

57

PM

001 SB to 002 NB

Time	License Plate	Time	License Plate
Total		*0*	

001 SB to 003 NB

Time	License Plate	Time	License Plate
Total		*0*	

001 SB to 004 NB

Time	License Plate	Time	License Plate
Total		*0*	

001 SB to 005 EB

Time	License Plate	Time	License Plate
Total		*0*	

001 SB to 006 SB

Time	License Plate	Time	License Plate
4:32 PM	D336	4:35 PM	D336
Total		*1*	

001 SB to 007 NB

Time	License Plate	Time	License Plate
4:19 PM	V183	4:20 PM	V183
Total		*1*	

001 SB to 008 SB

Time	License Plate	Time	License Plate
4:19 PM	V183	4:20 PM	V183
4:25 PM	C068	4:26 PM	C068
4:28 PM	PA69	4:29 PM	PA69
4:28 PM	C703	4:30 PM	C703
4:33 PM	D980	4:34 PM	D980
4:36 PM	D022	4:37 PM	D022
4:37 PM	E427	4:39 PM	E427
4:41 PM	M930	4:42 PM	M930
4:47 PM	E035	4:48 PM	E035
4:47 PM	W722	4:49 PM	W722
4:58 PM	R270	4:59 PM	R270
5:20 PM	K572	5:20 PM	K572
5:40 PM	W855	5:41 PM	W855
Total		*13*	

001 SB to 009 SB

Time	License Plate	Time	License Plate
Total		*0*	

001 SB to 010 NB

Time	License Plate	Time	License Plate
Total		*0*	

001 SB to 011 SB

Time	License Plate	Time	License Plate
Total		*0*	

001 SB to 012 WB

Time	License Plate	Time	License Plate
Total		*0*	

15

7:45 AM	A007	**7:47 AM**	A007
Total		***9***	

31

Prepared by National Data & Surveying Services

License Plate Study

Project: 22-020024
City: Burbank

Date: 1/18/2022
Day: Tuesday

AM

002 SB to 001 NB

Time	License Plate	Time	License Plate
Total		*0*	

002 SB to 003 NB

Time	License Plate	Time	License Plate
Total		*0*	

002 SB to 004 NB

Time	License Plate	Time	License Plate
7:35 AM	U535	**7:43 AM**	U535
Total		*1*	

002 SB to 005 EB

Time	License Plate	Time	License Plate
Total		*0*	

002 SB to 006 SB

Time	License Plate	Time	License Plate
Total		*0*	

002 SB to 007 NB

Time	License Plate	Time	License Plate
Total		*0*	

002 SB to 008 SB

Time	License Plate	Time	License Plate
Total		*0*	

002 SB to 009 SB

Time	License Plate	Time	License Plate
Total		*0*	

002 SB to 010 NB

Time	License Plate	Time	License Plate
Total		*0*	

002 SB to 011 SB

Time	License Plate	Time	License Plate
Total		*0*	

002 SB to 012 WB

Time	License Plate	Time	License Plate
Total		*0*	

MD

002 SB to 001 NB

Time	License Plate	Time	License Plate
Total		*0*	

002 SB to 003 NB

Time	License Plate	Time	License Plate
Total		*0*	

002 SB to 004 NB

Time	License Plate	Time	License Plate
Total		*0*	

002 SB to 005 EB

Time	License Plate	Time	License Plate
Total		*0*	

002 SB to 006 SB

Time	License Plate	Time	License Plate
Total		*0*	

002 SB to 007 NB

Time	License Plate	Time	License Plate
Total		*0*	

002 SB to 008 SB

Time	License Plate	Time	License Plate
11:57 AM	A016	**11:59 AM**	A016
12:37 PM	P415	**12:37 PM**	P415
Total		*2*	

002 SB to 009 SB

Time	License Plate	Time	License Plate
Total		*0*	

002 SB to 010 NB

Time	License Plate	Time	License Plate
Total		*0*	

002 SB to 011 SB

Time	License Plate	Time	License Plate
11:31 AM	6538	**11:32 AM**	6538
Total		*1*	

002 SB to 012 WB

Time	License Plate	Time	License Plate
Total		*0*	

PM

002 SB to 001 NB

Time	License Plate	Time	License Plate
Total		*0*	

002 SB to 003 NB

Time	License Plate	Time	License Plate
Total		*0*	

002 SB to 004 NB

Time	License Plate	Time	License Plate
Total		*0*	

002 SB to 005 EB

Time	License Plate	Time	License Plate
4:39 PM	D022	**4:47 PM**	D022
Total		*1*	

002 SB to 006 SB

Time	License Plate	Time	License Plate
4:12 PM	P851	**4:15 PM**	P851
4:21 PM	D725	**4:24 PM**	D725
5:22 PM	B253	**5:25 PM**	B253
Total		*3*	

002 SB to 007 NB

Time	License Plate	Time	License Plate
4:51 PM	R267	**4:53 PM**	R267
Total		*1*	

002 SB to 008 SB

Time	License Plate	Time	License Plate
Total		*0*	

002 SB to 009 SB

Time	License Plate	Time	License Plate
Total		*0*	

002 SB to 010 NB

Time	License Plate	Time	License Plate
4:07 PM	W104	**4:09 AM**	W104
4:35 PM	K850	**4:37 AM**	K850
Total		*2*	

002 SB to 011 SB

Time	License Plate	Time	License Plate
Total		*0*	

002 SB to 012 WB

Time	License Plate	Time	License Plate
4:23 PM	D735	**4:25 PM**	D735
Total		*1*	

Prepared by National Data & Surveying Services

License Plate Study

Project: 22-020024
City: Burbank

Date: 1/18/2022
Day: Tuesday

AM

003 SB to 001 NB

Time	License Plate	Time	License Plate
7:51 AM	MAMA	8:00 AM	MAMA
Total		*1*	

003 SB to 002 NB

Time	License Plate	Time	License Plate
7:59 AM	R183	8:08 AM	R183
Total		*1*	

003 SB to 004 NB

Time	License Plate	Time	License Plate
7:31 AM	S203	7:38 AM	S203
7:37 AM	N081	7:42 AM	N081
Total		*2*	

003 SB to 005 EB

Time	License Plate	Time	License Plate
7:59 AM	D083	8:02 AM	D083
Total		*1*	

003 SB to 006 SB

Time	License Plate	Time	License Plate
Total		*0*	

003 SB to 007 NB

Time	License Plate	Time	License Plate
7:38 AM	K923	7:41 AM	K923
7:09 AM	C309	7:14 AM	C309
Total		*2*	

003 SB to 008 SB

Time	License Plate	Time	License Plate
Total		*0*	

003 SB to 009 SB

Time	License Plate	Time	License Plate
Total		*0*	

003 SB to 010 NB

Time	License Plate	Time	License Plate
8:35 AM	H498	8:39 AM	H498
Total		*1*	

003 SB to 011 SB

Time	License Plate	Time	License Plate
Total		*0*	

003 SB to 012 WB

Time	License Plate	Time	License Plate
Total		*0*	

MD

003 SB to 001 NB

Time	License Plate	Time	License Plate
Total		*0*	

003 SB to 002 NB

Time	License Plate	Time	License Plate
12:06 PM	Z618	12:18 PM	Z618
Total		*1*	

003 SB to 004 NB

Time	License Plate	Time	License Plate
11:04 AM	T720	11:11 AM	T720
Total		*1*	

003 SB to 005 EB

Time	License Plate	Time	License Plate
12:20 PM	R715	12:23 PM	R715
12:21 PM	W041	12:24 PM	W041
Total		*2*	

003 SB to 006 SB

Time	License Plate	Time	License Plate
Total		*0*	

003 SB to 007 NB

Time	License Plate	Time	License Plate
12:19 PM	A584	12:26 PM	A584
Total		*1*	

003 SB to 008 SB

Time	License Plate	Time	License Plate
Total		*0*	

003 SB to 009 SB

Time	License Plate	Time	License Plate
Total		*0*	

003 SB to 010 NB

Time	License Plate	Time	License Plate
Total		*0*	

003 SB to 011 SB

Time	License Plate	Time	License Plate
Total		*0*	

003 SB to 012 WB

Time	License Plate	Time	License Plate
Total		*0*	

PM

003 SB to 001 NB

Time	License Plate	Time	License Plate
Total		*0*	

003 SB to 002 NB

Time	License Plate	Time	License Plate
Total		*0*	

003 SB to 004 NB

Time	License Plate	Time	License Plate
Total		*0*	

003 SB to 005 EB

Time	License Plate	Time	License Plate
Total		*0*	

003 SB to 006 SB

Time	License Plate	Time	License Plate
4:22 PM	P455	4:23 PM	P455
4:24 PM	H602	4:26 PM	H602
Total		*2*	

003 SB to 007 NB

Time	License Plate	Time	License Plate
4:36 PM	F779	4:37 PM	F779
4:54 PM	B759	5:00 PM	B759
Total		*2*	

003 SB to 008 SB

Time	License Plate	Time	License Plate
Total		*0*	

003 SB to 009 SB

Time	License Plate	Time	License Plate
Total		*0*	

003 SB to 010 NB

Time	License Plate	Time	License Plate
Total		*0*	

003 SB to 011 SB

Time	License Plate	Time	License Plate
Total		*0*	

003 SB to 012 WB

Time	License Plate	Time	License Plate
4:08 PM	D412	4:13 PM	D412
Total		*1*	

Prepared by National Data & Surveying Services

License Plate Study

Project: 22-020024
City: Burbank

Date: 1/18/2022
Day: Tuesday

AM

004 SB to 001 NB

Time	License Plate	Time	License Plate
Total		*0*	

004 SB to 002 NB

Time	License Plate	Time	License Plate
7:55 AM	N178	7:59 AM	N178
Total		*1*	

004 SB to 003 NB

Time	License Plate	Time	License Plate
Total		*0*	

004 SB to 005 EB

Time	License Plate	Time	License Plate
7:54 AM	D022	7:55 AM	D022
Total		*1*	

004 SB to 006 SB

Time	License Plate	Time	License Plate
7:36 AM	D019	7:40 AM	D019
Total		*1*	

004 SB to 007 NB

Time	License Plate	Time	License Plate
Total		*0*	

004 SB to 008 SB

Time	License Plate	Time	License Plate
Total		*0*	

004 SB to 009 SB

Time	License Plate	Time	License Plate
Total		*0*	

004 SB to 010 NB

Time	License Plate	Time	License Plate
8:11 AM	E916	8:14 AM	E916
Total		*1*	

004 SB to 011 SB

Time	License Plate	Time	License Plate
Total		*0*	

004 SB to 012 WB

Time	License Plate	Time	License Plate
7:38 AM	N128	7:47 AM	N128
Total		*1*	

MD

004 SB to 001 NB

Time	License Plate	Time	License Plate
Total		*0*	

004 SB to 002 NB

Time	License Plate	Time	License Plate
Total		*0*	

004 SB to 003 NB

Time	License Plate	Time	License Plate
		0	

004 SB to 005 EB

11:32 AM	C020	11:34 AM	C020
12:03 PM	R866	12:04 PM	R866
Total		*2*	

004 SB to 006 SB

Time	License Plate	Time	License Plate
11:10 AM	C908	11:13 AM	C908
Total		*1*	

004 SB to 007 NB

Time	License Plate	Time	License Plate
12:03 PM	D866	12:03 PM	D866
Total		*1*	

004 SB to 008 SB

Time	License Plate	Time	License Plate
11:32 AM	C023	11:39 AM	C023
Total		*1*	

004 SB to 009 SB

Time	License Plate	Time	License Plate
Total		*0*	

004 SB to 010 NB

Time	License Plate	Time	License Plate
Total		*0*	

004 SB to 011 SB

Time	License Plate	Time	License Plate
11:10 AM	C908	11:12 AM	C908
Total		*1*	

004 SB to 012 WB

Time	License Plate	Time	License Plate
12:11 PM	12C3	12:13 PM	12C3
Total		*1*	

PM

004 SB to 001 NB

Time	License Plate	Time	License Plate
Total		*0*	

004 SB to 002 NB

Time	License Plate	Time	License Plate
Total		*0*	

004 SB to 003 NB

Time	License Plate	Time	License Plate
Total		*0*	

004 SB to 005 EB

Time	License Plate	Time	License Plate
4:27 PM	H903	4:30 PM	H903
Total		*1*	

004 SB to 006 SB

Time	License Plate	Time	License Plate
4:04 PM	T529	4:04 PM	T529
4:13 PM	E071	4:15 PM	E071
4:38 PM	M985	4:42 PM	M985
Total		*3*	

004 SB to 007 NB

Time	License Plate	Time	License Plate
Total		*0*	

004 SB to 008 SB

Time	License Plate	Time	License Plate
Total		*0*	

004 SB to 009 SB

Time	License Plate	Time	License Plate
Total		*0*	

004 SB to 010 NB

Time	License Plate	Time	License Plate
Total		*0*	

004 SB to 011 SB

Time	License Plate	Time	License Plate
Total		*0*	

004 SB to 012 WB

Time	License Plate	Time	License Plate
Total		*0*	

Prepared by National Data & Surveying Services

License Plate Study

Project: 22-020024
City: Burbank

Date: 1/18/2022
Day: Tuesday

AM

005 WB to 001 NB

Time	License Plate	Time	License Plate
7:28 AM	F343	7:31 AM	F343
7:49 AM	L546	7:49 AM	L546
7:50 AM	N078	7:53 AM	N078
7:58 AM	B802	7:58 AM	B802
Total		*4*	

005 WB to 002 NB

Time	License Plate	Time	License Plate
Total		*0*	

005 WB to 003 NB

Time	License Plate	Time	License Plate
7:09 AM	E005	7:15 AM	E005
7:32 AM	X721	7:34 AM	X721
7:47 AM	W000	7:47 AM	W000
Total		*3*	

005 WB to 004 NB

Time	License Plate	Time	License Plate
7:47 AM	A003	7:49 AM	A003
7:51 AM	Z801	7:53 AM	Z801
8:41 AM	Y464	8:41 AM	Y464
Total		*3*	

005 WB to 006 SB

Time	License Plate	Time	License Plate
7:30 AM	H756	7:32 AM	H756
7:47 AM	W001	7:48 AM	W001
7:43 AM	U720	7:45 AM	U720
8:17 AM	A356	8:17 AM	A356
Total		*4*	

005 WB to 007 NB

Time	License Plate	Time	License Plate
7:28 AM	F343	8:37 AM	F343
Total		*1*	

005 WB to 008 SB

Time	License Plate	Time	License Plate
7:38 AM	V905	7:39 AM	V905
Total		*1*	

005 WB to 009 SB

Time	License Plate	Time	License Plate
Total		*0*	

005 WB to 010 NB

Time	License Plate	Time	License Plate
7:29 AM	C562	7:32 AM	C562
Total		*1*	

005 WB to 011 SB

Time	License Plate	Time	License Plate
Total		*0*	

005 WB to 012 WB

Time	License Plate	Time	License Plate
7:57 AM	X750	7:57 AM	X750
Total		*1*	

MD

005 WB to 001 NB

Time	License Plate	Time	License Plate
11:21 AM	V677	11:24 AM	V677
Total		*1*	

005 WB to 002 NB

Time	License Plate	Time	License Plate
12:23 PM	D155	12:28 PM	D155
Total		*1*	

005 WB to 003 NB

Time	License Plate	Time	License Plate
11:19 AM	15W0	11:21 AM	15W0
11:42 AM	Z078	11:47 AM	Z078
12:32 PM	E409	12:38 PM	E409
12:48 PM	3222	12:50 PM	3222
		4	

005 WB to 004 NB

Time	License Plate	Time	License Plate
11:47 AM	5600	11:49 AM	5600
Total		*1*	

005 WB to 006 SB

Time	License Plate	Time	License Plate
Total		*0*	

005 WB to 007 NB

Time	License Plate	Time	License Plate
Total		*0*	

005 WB to 008 SB

Time	License Plate	Time	License Plate
Total		*0*	

005 WB to 009 SB

Time	License Plate	Time	License Plate
Total		*0*	

005 WB to 010 NB

Time	License Plate	Time	License Plate
11:28 AM	W303	11:29 AM	W303
Total		*1*	

005 WB to 011 SB

Time	License Plate	Time	License Plate
12:03 PM	X147	12:04 PM	X147
Total		*1*	

005 WB to 012 WB

Time	License Plate	Time	License Plate
11:39 AM	M782	11:42 AM	M782
11:54 AM	W134	11:57 AM	W134
Total		*2*	

PM

005 WB to 001 NB

Time	License Plate	Time	License Plate
Total		*0*	

005 WB to 002 NB

Time	License Plate	Time	License Plate
Total		*0*	

005 WB to 003 NB

Time	License Plate	Time	License Plate
Total		*0*	

005 WB to 004 NB

Time	License Plate	Time	License Plate
Total		*0*	

005 WB to 006 SB

Time	License Plate	Time	License Plate
Total		*0*	

005 WB to 007 NB

Time	License Plate	Time	License Plate
Total		*0*	

005 WB to 008 SB

Time	License Plate	Time	License Plate
Total		*0*	

005 WB to 009 SB

Time	License Plate	Time	License Plate
Total		*0*	

005 WB to 010 NB

Time	License Plate	Time	License Plate
Total		*0*	

005 WB to 011 SB

Time	License Plate	Time	License Plate
Total		*0*	

005 WB to 012 WB

Time	License Plate	Time	License Plate
Total		*0*	

Prepared by National Data & Surveying Services

License Plate Study

Project: 22-020024
City: Burbank

Date: 1/18/2022
Day: Tuesday

AM

006 NB to 001 NB

Time	License Plate	Time	License Plate
Total		*0*	

006 NB to 002 NB

Time	License Plate	Time	License Plate
Total		*0*	

006 NB to 003 NB

Time	License Plate	Time	License Plate
Total		*0*	

006 NB to 004 NB

Time	License Plate	Time	License Plate
Total		*0*	

006 NB to 005 EB

Time	License Plate	Time	License Plate
Total		*0*	

006 NB to 007 NB

Time	License Plate	Time	License Plate
Total		*0*	

006 NB to 008 SB

Time	License Plate	Time	License Plate
8:11 AM	S740	8:12 AM	S740
Total		*1*	

006 NB to 009 SB

Time	License Plate	Time	License Plate
Total		*0*	

006 NB to 010 NB

Time	License Plate	Time	License Plate
7:53 AM	M320	7:55 AM	M320
Total		*1*	

006 NB to 011 SB

Time	License Plate	Time	License Plate
Total		*0*	

006 NB to 012 WB

Time	License Plate	Time	License Plate
7:34 AM	P036	7:38 AM	P036
7:52 AM	W211	7:53 AM	W211
Total		*2*	

MD

006 NB to 001 NB

Time	License Plate	Time	License Plate
11:15 AM	D086	11:19 AM	D086
Total		*1*	

006 NB to 002 NB

Time	License Plate	Time	License Plate
Total		*0*	

006 NB to 003 NB

Time	License Plate	Time	License Plate
		0	

006 NB to 004 NB

11:19 AM	7942	11:24 AM	7942
11:52 AM	L433	11:55 AM	L433
12:11 PM	7102	12:13 PM	7102
12:13 PM	6338	12:15 PM	6338
12:35 PM	2830	12:37 PM	2830
Total		*5*	

006 NB to 005 EB

Time	License Plate	Time	License Plate
Total		*0*	

006 NB to 007 NB

Time	License Plate	Time	License Plate
Total		*0*	

006 NB to 008 SB

Time	License Plate	Time	License Plate
Total		*0*	

006 NB to 009 SB

Time	License Plate	Time	License Plate
Total		*0*	

006 NB to 010 NB

Time	License Plate	Time	License Plate
Total		*0*	

006 NB to 011 SB

Time	License Plate	Time	License Plate
Total		*0*	

006 NB to 012 WB

Time	License Plate	Time	License Plate
Total		*0*	

PM

006 NB to 001 NB

Time	License Plate	Time	License Plate
5:34 PM	T418	5:36 PM	T418
Total		*1*	

006 NB to 002 NB

Time	License Plate	Time	License Plate
Total		*0*	

006 NB to 003 NB

Time	License Plate	Time	License Plate
Total		*0*	

006 NB to 004 NB

Time	License Plate	Time	License Plate
4:29 PM	B708	4:30 PM	B708
4:33 PM	H242	4:35 PM	H242
4:54 PM	U397	4:56 PM	U397
4:55 PM	Y624	5:00 PM	Y624
4:57 PM	E071	4:59 PM	E071
Total		*5*	

006 NB to 005 EB

Time	License Plate	Time	License Plate
4:21 PM	H903	4:30 PM	H903
5:42 PM	B456	5:42 PM	B456
Total		*2*	

006 NB to 007 NB

Time	License Plate	Time	License Plate
Total		*0*	

006 NB to 008 SB

Time	License Plate	Time	License Plate
Total		*0*	

006 NB to 009 SB

Time	License Plate	Time	License Plate
Total		*0*	

006 NB to 010 NB

Time	License Plate	Time	License Plate
4:02 PM	88Y1	4:10 AM	88Y1
Total		*1*	

006 NB to 011 SB

Time	License Plate	Time	License Plate
Total		*0*	

006 NB to 012 WB

Time	License Plate	Time	License Plate
4:58 PM	J081	5:01 PM	J081
Total		*1*	

Prepared by National Data & Surveying Services

License Plate Study

Project: 22-020024
City: Burbank

Date: 1/18/2022
Day: Tuesday

AM

007 SB to 001 NB

Time	License Plate	Time	License Plate
7:45 AM	J554	7:49 AM	J554
7:52 AM	P286	7:56 AM	P286
Total		*2*	

007 SB to 002 NB

Time	License Plate	Time	License Plate
7:44 AM	R942	7:44 AM	R942
Total		*1*	

007 SB to 003 NB

Time	License Plate	Time	License Plate
8:27 AM	X278	8:28 AM	X278
8:52 AM	N208	8:54 AM	N208
7:52 AM	P286	7:53 AM	P286
Total		*3*	

007 SB to 004 NB

Time	License Plate	Time	License Plate
Total		*0*	

007 SB to 005 EB

Time	License Plate	Time	License Plate
Total		*0*	

007 SB to 006 SB

Time	License Plate	Time	License Plate
7:50 AM	1821	7:58 AM	1821
7:55 AM	5234	7:58 AM	5234
Total		*2*	

007 SB to 008 SB

Time	License Plate	Time	License Plate
Total		*0*	

007 SB to 009 SB

Time	License Plate	Time	License Plate
Total		*0*	

007 SB to 010 NB

Time	License Plate	Time	License Plate
Total		*0*	

007 SB to 011 SB

Time	License Plate	Time	License Plate
Total		*0*	

007 SB to 012 WB

Time	License Plate	Time	License Plate
7:45 AM	J554	7:47 AM	J554
Total		*1*	

MD

007 SB to 001 NB

Time	License Plate	Time	License Plate
11:27 AM	C352	11:30 AM	C352
11:48 AM	U810	11:49 AM	U810
Total		*2*	

007 SB to 002 NB

Time	License Plate	Time	License Plate
11:47 AM	U890	11:51 AM	U890
12:14 PM	P618	12:18 PM	P618
Total		*2*	

007 SB to 003 NB

Time	License Plate	Time	License Plate
11:44 AM	43C3	11:53 AM	43C3
		1	

007 SB to 004 NB

Total		*0*	

007 SB to 005 EB

Time	License Plate	Time	License Plate
11:47 AM	W510	12:02 PM	W510
Total		*1*	

007 SB to 006 SB

Time	License Plate	Time	License Plate
12:49 PM	7D99	12:49 PM	7D99
Total		*1*	

007 SB to 008 SB

Time	License Plate	Time	License Plate
Total		*0*	

007 SB to 009 SB

Time	License Plate	Time	License Plate
Total		*0*	

007 SB to 010 NB

Time	License Plate	Time	License Plate
Total		*0*	

007 SB to 011 SB

Time	License Plate	Time	License Plate
Total		*0*	

007 SB to 012 WB

Time	License Plate	Time	License Plate
11:29 AM	M105	11:32 AM	M105
Total		*1*	

PM

007 SB to 001 NB

Time	License Plate	Time	License Plate
Total		*0*	

007 SB to 002 NB

Time	License Plate	Time	License Plate
4:15 PM	P571	4:24 PM	D571
Total		*1*	

007 SB to 003 NB

Time	License Plate	Time	License Plate
4:02 PM	0N41	4:06 PM	0N41
4:08 PM	SPYJ	4:15 PM	SPYJ
Total		*2*	

007 SB to 004 NB

Time	License Plate	Time	License Plate
Total		*0*	

007 SB to 005 EB

Time	License Plate	Time	License Plate
Total		*0*	

007 SB to 006 SB

Time	License Plate	Time	License Plate
4:03 PM	Y531	4:07 PM	Y531
Total		*1*	

007 SB to 008 SB

Time	License Plate	Time	License Plate
Total		*0*	

007 SB to 009 SB

Time	License Plate	Time	License Plate
Total		*0*	

007 SB to 010 NB

Time	License Plate	Time	License Plate
Total		*0*	

007 SB to 011 SB

Time	License Plate	Time	License Plate
Total		*0*	

007 SB to 012 WB

Time	License Plate	Time	License Plate
Total		*0*	

Prepared by National Data & Surveying Services

License Plate Study

Project: 22-020024
City: Burbank

Date: 1/18/2022
Day: Tuesday

AM

008 NB to 001 NB

Time	License Plate	Time	License Plate
7:00 AM	8932	7:02 AM	8932
7:16 AM	P611	7:17 AM	P611
7:24 AM	U060	7:25 AM	U060
7:30 AM	J219	7:31 AM	J219
7:33 AM	S437	7:35 AM	S437
7:37 AM	H177	7:38 AM	H177
7:38 AM	U342	7:38 AM	U342
7:42 AM	IBER	7:44 AM	IBER
7:51 AM	W010	7:52 AM	W010
7:53 AM	5326	7:54 AM	5326
8:06 AM	S899	8:16 AM	S899
8:09 AM	79H3	8:10 AM	79H3
8:13 AM	1342	8:14 AM	1342
8:20 AM	U525	8:21 AM	U525
8:42 AM	N605	8:43 AM	N605
8:44 AM	83M1	8:44 AM	83M1
8:52 AM	JOCA	8:53 AM	JOCA
Total		*17*	

008 NB to 002 NB

Time	License Plate	Time	License Plate
8:52 AM	F242	8:54 AM	F242
Total		*1*	

008 NB to 003 NB

Time	License Plate	Time	License Plate
Total		*0*	

008 NB to 004 NB

Time	License Plate	Time	License Plate
Total		*0*	

008 NB to 005 EB

Time	License Plate	Time	License Plate
Total		*0*	

008 NB to 006 SB

Time	License Plate	Time	License Plate
Total		*0*	

008 NB to 007 NB

Time	License Plate	Time	License Plate
Total		*0*	

008 NB to 009 SB

Time	License Plate	Time	License Plate
Total		*0*	

008 NB to 010 NB

Time	License Plate	Time	License Plate
Total		*0*	

008 NB to 011 SB

Time	License Plate	Time	License Plate
Total		*0*	

008 NB to 012 WB

Time	License Plate	Time	License Plate
8:49 AM	G452	8:55 AM	G452
Total		*1*	

MD

008 NB to 001 NB

Time	License Plate	Time	License Plate
11:05 AM	Z638	11:06 AM	Z638
11:06 AM	V406	11:08 AM	V406
11:20 AM	M121	11:22 AM	M121
11:37 AM	R463	11:38 AM	R463
11:40 AM	K552	11:42 AM	K552
11:44 AM	Y898	11:45 AM	Y898
11:44 AM	P301	11:46 AM	P301
11:48 AM	U810	11:49 AM	U810
11:48 AM	S249	11:49 AM	S249
11:55 AM	B806	11:56 AM	B806
11:56 AM	C573	11:58 AM	C573
12:01 PM	3006	12:03 PM	3006
12:04 PM	R709	12:05 PM	R709
12:04 PM	P469	12:11 PM	P469
12:05 PM	H297	12:06 PM	H297
12:08 PM	E534	12:10 PM	E534
12:09 PM	A551	12:11 PM	A551
12:20 PM	J219	12:21 PM	J219
12:34 PM	R123	12:34 PM	R123
12:37 PM	S709	12:39 PM	S709
12:43 PM	99V0	12:44 PM	99V0
12:58 PM	B058	12:59 PM	B058
11:26 AM	F325	11:27 AM	F325
11:39 AM	88P2	11:41 AM	88P2
12:11 PM	Y904	12:12 PM	Y904
12:21 PM	DNHL	12:23 PM	DNHL
12:47 PM	X688	12:48 PM	X688
Total		*27*	

008 NB to 002 NB

Time	License Plate	Time	License Plate
Total		*0*	

008 NB to 003 NB

Time	License Plate	Time	License Plate
		0	

008 NB to 004 NB

Total		*0*	

008 NB to 005 EB

Time	License Plate	Time	License Plate
12:24 PM	F861	12:27 PM	F861
12:36 PM	F431	12:41 PM	F431
Total		*2*	

008 NB to 006 SB

Time	License Plate	Time	License Plate
Total		*0*	

008 NB to 007 NB

Time	License Plate	Time	License Plate
Total		*0*	

008 NB to 009 SB

Time	License Plate	Time	License Plate
Total		*0*	

008 NB to 010 NB

Time	License Plate	Time	License Plate
Total		*0*	

008 NB to 011 SB

Time	License Plate	Time	License Plate
11:44 AM	E560	11:47 AM	E560
Total		*1*	

PM

008 NB to 001 NB

Time	License Plate	Time	License Plate
4:06 PM	N912	4:07 PM	N912
4:13 PM	D696	4:14 PM	D696
4:19 PM	S619	4:20 PM	S619
4:21 PM	BLAW	4:22 PM	BLAW
4:34 PM	V183	4:35 PM	V183
4:57 PM	E239	5:00 PM	E239
5:04 PM	C811	5:05 PM	C811
5:35 PM	Y954	5:36 PM	Y954
5:37 PM	K865	5:40 PM	K865
5:41 PM	J617	5:42 PM	J617
Total		*10*	

008 NB to 002 NB

Time	License Plate	Time	License Plate
5:37 PM	4963	5:37 PM	4963
Total		*1*	

008 NB to 003 NB

Time	License Plate	Time	License Plate
Total		*0*	

008 NB to 004 NB

Time	License Plate	Time	License Plate
Total		*0*	

008 NB to 005 EB

Time	License Plate	Time	License Plate
5:27 PM	P584	5:33 PM	P584
Total		*1*	

008 NB to 006 SB

Time	License Plate	Time	License Plate
Total		*0*	

008 NB to 007 NB

Time	License Plate	Time	License Plate
Total		*0*	

008 NB to 009 SB

Time	License Plate	Time	License Plate
Total		*0*	

008 NB to 010 NB

Time	License Plate	Time	License Plate
4:17 PM	K334	4:19 PM	K334
Total		*1*	

008 NB to 011 SB

Time	License Plate	Time	License Plate
Total		*0*	

008 NB to 012 WB

Time	License Plate	Time	License Plate
Total		*0*	

008 NB to 012 WB			
Time	**License Plate**	**Time**	**License Plate**
12:09 PM	M567	**12:12 PM**	M567
Total		***1***	

Prepared by National Data & Surveying Services

License Plate Study

Project: 22-020024
City: Burbank

Date: 1/18/2022
Day: Tuesday

AM

009 NB to 001 NB			
Time	License Plate	Time	License Plate
Total		*0*	

009 NB to 002 NB			
Time	License Plate	Time	License Plate
Total		*0*	

009 NB to 003 NB			
Time	License Plate	Time	License Plate
Total		*0*	

009 NB to 004 NB			
Time	License Plate	Time	License Plate
Total		*0*	

009 NB to 005 EB			
Time	License Plate	Time	License Plate
Total		*0*	

009 NB to 006 SB			
Time	License Plate	Time	License Plate
Total		*0*	

009 NB to 007 NB			
Time	License Plate	Time	License Plate
Total		*0*	

009 NB to 008 SB			
Time	License Plate	Time	License Plate
Total		*0*	

009 NB to 010 NB			
Time	License Plate	Time	License Plate
Total		*0*	

009 NB to 011 SB			
Time	License Plate	Time	License Plate
Total		*0*	

009 NB to 012 WB			
Time	License Plate	Time	License Plate
Total		*0*	

MD

009 NB to 001 NB			
Time	License Plate	Time	License Plate
Total			

009 NB to 002 NB			
Time	License Plate	Time	License Plate
Total		*0*	

009 NB to 003 NB			
Time	License Plate	Time	License Plate
		0	

009 NB to 004 NB			
Total		*0*	

009 NB to 005 EB			
Time	License Plate	Time	License Plate
Total		*0*	

009 NB to 006 SB			
Time	License Plate	Time	License Plate
Total		*0*	

009 NB to 007 NB			
Time	License Plate	Time	License Plate
Total		*0*	

009 NB to 008 SB			
Time	License Plate	Time	License Plate
11:41 AM	D377	**11:44 AM**	D377
Total		*1*	

009 NB to 010 NB			
Time	License Plate	Time	License Plate
Total		*0*	

009 NB to 011 SB			
Time	License Plate	Time	License Plate
Total		*0*	

009 NB to 012 WB			
Time	License Plate	Time	License Plate
Total		*0*	

PM

009 NB to 001 NB			
Time	License Plate	Time	License Plate
Total		*0*	

009 NB to 002 NB			
Time	License Plate	Time	License Plate
Total		*0*	

009 NB to 003 NB			
Time	License Plate	Time	License Plate
Total		*0*	

009 NB to 004 NB			
Time	License Plate	Time	License Plate
Total		*0*	

009 NB to 005 EB			
Time	License Plate	Time	License Plate
Total		*0*	

009 NB to 006 SB			
Time	License Plate	Time	License Plate
Total		*0*	

009 NB to 007 NB			
Time	License Plate	Time	License Plate
Total		*0*	

009 NB to 008 SB			
Time	License Plate	Time	License Plate
Total		*0*	

009 NB to 010 NB			
Time	License Plate	Time	License Plate
Total		*0*	

009 NB to 011 SB			
Time	License Plate	Time	License Plate
Total		*0*	

009 NB to 012 WB			
Time	License Plate	Time	License Plate
Total		*0*	

Prepared by National Data & Surveying Services

License Plate Study

Project: 22-020024
City: Burbank

Date: 1/18/2022
Day: Tuesday

AM

010 SB to 001 NB

Time	License Plate	Time	License Plate
Total		*0*	

010 SB to 002 NB

Time	License Plate	Time	License Plate
Total		*0*	

010 SB to 003 NB

Time	License Plate	Time	License Plate
Total		*0*	

010 SB to 004 NB

Time	License Plate	Time	License Plate
Total		*0*	

010 SB to 005 EB

Time	License Plate	Time	License Plate
Total		*0*	

010 SB to 006 SB

Time	License Plate	Time	License Plate
Total		*0*	

010 SB to 007 NB

Time	License Plate	Time	License Plate
Total		*0*	

010 SB to 008 SB

Time	License Plate	Time	License Plate
Total		*0*	

010 SB to 009 SB

Time	License Plate	Time	License Plate
Total		*0*	

010 SB to 011 SB

Time	License Plate	Time	License Plate
8:03 AM	V649	**8:04 AM**	V649
8:38 AM	U995	**8:40 AM**	U995
Total		*2*	

010 SB to 012 WB

Time	License Plate	Time	License Plate
Total		*0*	

MD

010 SB to 001 NB

Time	License Plate	Time	License Plate
Total		*0*	

010 SB to 002 NB

Time	License Plate	Time	License Plate
Total		*0*	

010 SB to 003 NB

Time	License Plate	Time	License Plate
		0	

010 SB to 004 NB

Total		*0*	

010 SB to 005 EB

Time	License Plate	Time	License Plate
Total		*0*	

010 SB to 006 SB

Time	License Plate	Time	License Plate
Total		*0*	

010 SB to 007 NB

Time	License Plate	Time	License Plate
12:19 PM	3629	**12:23 PM**	3629
Total		*1*	

010 SB to 008 SB

Time	License Plate	Time	License Plate
Total		*0*	

010 SB to 009 SB

Time	License Plate	Time	License Plate
Total		*0*	

010 SB to 011 SB

Time	License Plate	Time	License Plate
11:05 AM	Z323	**11:06 AM**	Z323
11:06 AM	X104	**11:07 AM**	X104
11:13 AM	B036	**11:14 AM**	B036
12:07 PM	1372	**12:08 PM**	1372
12:19 PM	Z692	**12:20 PM**	Z692
12:29 PM	5956	**12:30 PM**	5956
12:54 PM	H084	**12:54 PM**	H084
Total		*7*	

010 SB to 012 WB

Time	License Plate	Time	License Plate
12:27 PM	CT99	**12:28 PM**	CT99
Total		*1*	

PM

010 SB to 001 NB

Time	License Plate	Time	License Plate
4:57 PM	38H3	**5:00 PM**	38H3
Total		*1*	

010 SB to 002 NB

Time	License Plate	Time	License Plate
4:21 PM	E768	**5:30 PM**	E768
Total		*1*	

010 SB to 003 NB

Time	License Plate	Time	License Plate
Total		*0*	

010 SB to 004 NB

Time	License Plate	Time	License Plate
4:26 PM	H859	**4:27 PM**	H859
Total		*1*	

010 SB to 005 EB

Time	License Plate	Time	License Plate
Total		*0*	

010 SB to 006 SB

Time	License Plate	Time	License Plate
Total		*0*	

010 SB to 007 NB

Time	License Plate	Time	License Plate
Total		*0*	

010 SB to 008 SB

Time	License Plate	Time	License Plate
Total		*0*	

010 SB to 009 SB

Time	License Plate	Time	License Plate
Total		*0*	

010 SB to 011 SB

Time	License Plate	Time	License Plate
4:16 PM	A346	**4:17 PM**	A346
4:19 PM	6179	**4:20 PM**	6179
5:10 PM	K612	**5:11 PM**	K612
Total		*3*	

010 SB to 012 WB

Time	License Plate	Time	License Plate
Total		*0*	

Prepared by National Data & Surveying Services

License Plate Study

Project: 22-020024
City: Burbank

Date: 1/18/2022
Day: Tuesday

AM

011 NB to 001 NB

Time	License Plate	Time	License Plate
8:31 AM	C334	8:34 AM	C334
Total		*1*	

011 NB to 002 NB

Time	License Plate	Time	License Plate
Total		*0*	

011 NB to 003 NB

Time	License Plate	Time	License Plate
Total		*0*	

011 NB to 004 NB

Time	License Plate	Time	License Plate
Total		*0*	

011 NB to 005 EB

Time	License Plate	Time	License Plate
7:50 AM	M450	7:50 AM	M450
Total		*1*	

011 NB to 006 SB

Time	License Plate	Time	License Plate
Total		*0*	

011 NB to 007 NB

Time	License Plate	Time	License Plate
Total		*0*	

011 NB to 008 SB

Time	License Plate	Time	License Plate
Total		*0*	

011 NB to 009 SB

Time	License Plate	Time	License Plate
Total		*0*	

011 NB to 010 NB

Time	License Plate	Time	License Plate
7:51 AM	OR47	7:51 AM	OR47
8:27 AM	0195	8:28 AM	0195
8:53 AM	X888	8:54 AM	X888
Total		*3*	

011 NB to 012 WB

Time	License Plate	Time	License Plate
Total		*0*	

MD

011 NB to 001 NB

Time	License Plate	Time	License Plate
Total		*0*	

011 NB to 002 NB

Time	License Plate	Time	License Plate
11:15 AM	K628	11:19 AM	K628
Total		*1*	

011 NB to 003 NB

Time	License Plate	Time	License Plate
Total		*0*	

011 NB to 004 NB

Total		*0*	

011 NB to 005 EB

Time	License Plate	Time	License Plate
Total		*0*	

011 NB to 006 SB

Time	License Plate	Time	License Plate
Total		*0*	

011 NB to 007 NB

Time	License Plate	Time	License Plate
Total		*0*	

011 NB to 008 SB

Time	License Plate	Time	License Plate
Total		*0*	

011 NB to 009 SB

Time	License Plate	Time	License Plate
Total		*0*	

011 NB to 010 NB

Time	License Plate	Time	License Plate
11:44 AM	40V1	11:45 AM	40V1
11:44 AM	91P2	11:45 AM	91P2
11:45 AM	9062	11:46 AM	9062
12:21 PM	C640	12:22 PM	C640
12:21 PM	Z692	12:23 PM	Z692
12:28 PM	2001	12:28 PM	2001
12:31 PM	Z323	12:32 PM	Z323
12:33 PM	1968	12:34 PM	1968
12:36 PM	S1M1	12:36 PM	S1M1
Total		*9*	

011 NB to 012 WB

Time	License Plate	Time	License Plate
12:37 PM	K627	12:39 PM	K627
Total		*1*	

PM

011 NB to 001 NB

Time	License Plate	Time	License Plate
4:15 PM	7472	4:17 PM	7472
Total		*1*	

011 NB to 002 NB

Time	License Plate	Time	License Plate
Total		*0*	

011 NB to 003 NB

Time	License Plate	Time	License Plate
Total		*0*	

011 NB to 004 NB

Time	License Plate	Time	License Plate
Total		*0*	

011 NB to 005 EB

Time	License Plate	Time	License Plate
Total		*0*	

011 NB to 006 SB

Time	License Plate	Time	License Plate
4:15 PM	M334	4:18 PM	M334
Total		*1*	

011 NB to 007 NB

Time	License Plate	Time	License Plate
Total		*0*	

011 NB to 008 SB

Time	License Plate	Time	License Plate
Total		*0*	

011 NB to 009 SB

Time	License Plate	Time	License Plate
Total		*0*	

011 NB to 010 NB

Time	License Plate	Time	License Plate
4:04 PM	F077	4:05 PM	F077
4:06 PM	A316	4:07 PM	A316
4:09 PM	W104	4:09 PM	W104
4:24 PM	9770	4:24 PM	9770
4:28 PM	X216	4:29 PM	X216
4:30 PM	W530	4:31 PM	W530
4:49 PM	D915	4:50 PM	D915
5:13 PM	H040	5:13 PM	H040
Total		*8*	

011 NB to 012 WB

Time	License Plate	Time	License Plate
Total		*0*	

Prepared by National Data & Surveying Services

License Plate Study

Project: 22-020024
City: Burbank

Date: 1/18/2022
Day: Tuesday

AM

012 EB to 001 NB

Time	License Plate	Time	License Plate
Total		*0*	

012 EB to 002 NB

Time	License Plate	Time	License Plate
7:44 AM	M148	7:50 AM	M148
7:51 AM	K301	8:00 AM	K301
8:51 AM	S634	8:56 AM	S634
Total		*3*	

012 EB to 003 NB

Time	License Plate	Time	License Plate
7:52 AM	M689	7:59 AM	M689
Total		*1*	

012 EB to 004 NB

Time	License Plate	Time	License Plate
7:52 AM	A703	7:54 AM	A703
Total		*1*	

012 EB to 005 EB

Time	License Plate	Time	License Plate
7:34 AM	F378	7:39 AM	F378
Total		*1*	

012 EB to 006 SB

Time	License Plate	Time	License Plate
7:36 AM	R997	7:41 AM	R997
7:53 AM	5234	7:58 AM	5234
Total		*2*	

012 EB to 007 NB

Time	License Plate	Time	License Plate
Total		*0*	

012 EB to 008 SB

Time	License Plate	Time	License Plate
8:10 AM	12C3	8:11 AM	12C3
Total		*1*	

012 EB to 009 SB

Time	License Plate	Time	License Plate
Total		*0*	

012 EB to 010 NB

Time	License Plate	Time	License Plate
7:41 AM	L284	7:51 AM	L284
Total		*1*	

012 EB to 011 SB

Time	License Plate	Time	License Plate
8:41 AM	3444	8:43 AM	3444
Total		*1*	

MD

012 EB to 001 NB

Time	License Plate	Time	License Plate
12:00 PM	L620	12:02 PM	L620
Total		*1*	

012 EB to 002 NB

Time	License Plate	Time	License Plate
Total		*0*	

012 EB to 003 NB

Time	License Plate	Time	License Plate
		0	

012 EB to 004 NB

Total		*0*	

012 EB to 005 EB

Time	License Plate	Time	License Plate
12:22 PM	T743	12:26 PM	T743
Total		*1*	

012 EB to 006 SB

Time	License Plate	Time	License Plate
11:20 AM	V848	11:23 AM	V848
12:49 PM	Y008	12:52 PM	Y008
Total		*2*	

012 EB to 007 NB

Time	License Plate	Time	License Plate
Total		*0*	

012 EB to 008 SB

Time	License Plate	Time	License Plate
11:26 AM	HALO	11:31 AM	HALO
11:28 AM	S249	11:29 AM	S249
Total		*2*	

012 EB to 009 SB

Time	License Plate	Time	License Plate
Total		*0*	

012 EB to 010 NB

Time	License Plate	Time	License Plate
Total		*0*	

012 EB to 011 SB

Time	License Plate	Time	License Plate
Total		*0*	

PM

012 EB to 001 NB

Time	License Plate	Time	License Plate
5:04 PM	E904	5:06 PM	E904
Total		*1*	

012 EB to 002 NB

Time	License Plate	Time	License Plate
Total		*0*	

012 EB to 003 NB

Time	License Plate	Time	License Plate
Total		*0*	

012 EB to 004 NB

Time	License Plate	Time	License Plate
Total		*0*	

012 EB to 005 EB

Time	License Plate	Time	License Plate
5:37 PM	W358	5:42 PM	W358
Total		*1*	

012 EB to 006 SB

Time	License Plate	Time	License Plate
Total		*0*	

012 EB to 007 NB

Time	License Plate	Time	License Plate
Total		*0*	

012 EB to 008 SB

Time	License Plate	Time	License Plate
Total		*0*	

012 EB to 009 SB

Time	License Plate	Time	License Plate
Total		*0*	

012 EB to 010 NB

Time	License Plate	Time	License Plate
Total		*0*	

012 EB to 011 SB

Time	License Plate	Time	License Plate
5:01 PM	L000	5:03 PM	L000
Total		*1*	

Appendix C

Parking Demand Data, January 2022

Prepared by National Data & Surveying Services

Parking Study

Location: 22-020080
City: Burbank, CA

Date: 3/3/2022
Day: Thursday

Approximate Space *= Measurement (ft.) divided by 20ft*

Area	Segment	Side of the Street	Street	From	To	Marked/ Unmarked	Curb	Restriction	Measurement (ft.)	Approximate Space	7:00 AM	7:15 AM	7:30 AM	7:45 AM	8:00 AM	8:15 AM	8:30 AM	8:45 AM
Area 001	001	East	S Orchard Dr	220 Orchard Dr	W Olive Ave	Unmarked	Regular	No Parking Mon 8am-10am	254'	13	8	9	9	9	9	9	9	9
	001	West	S Orchard Dr	W Olive Ave	213 Orchard Dr	Unmarked	Green	10 Min Parking 8am-6pm/No Parking Fri 8am-10am	39'	2	0	0	0	0	0	0	0	0
	001	West	S Orchard Dr	W Olive Ave	213 Orchard Dr	Unmarked	Regular	No Parking Fri 8am-10am	279'	14	8	8	8	8	9	9	9	9
Area 002	002	East	S Orchard Dr	W Oak St	220 Orchard Dr	Unmarked	Regular	No Parking Mon 8am-10am	343'	17	8	11	12	12	12	12	13	13
	002	West	S Orchard Dr	213 Orchard Dr	W Oak St	Unmarked	Regular	No Parking Fri 8am-10am	303'	15	7	7	7	7	8	9	8	7
Area 003	003	East	S Reese Pl	220 Reese Pl	W Olive Ave	Unmarked	Regular	No Parking Fri 8am-10am/2 Hr Parking 8am-6pm Mon-Fri Except by Permit	309'	15	5	4	4	4	4	4	3	3
	003	East	S Reese Pl	220 Reese Pl	W Olive Ave	Unmarked	Regular	No Parking Fri 8am-10am	153'	8	5	5	5	5	4	5	6	6
	003	West	S Reese Pl	W Olive Ave	213 Reese Pl	Unmarked	Regular	No Parking Mon 8am-10am/2 Hr Parking 8am-6pm Mon-Fri Except by Permit	409'	20	9	10	10	10	9	10	10	10
Area 004	004	East	S Reese Pl	W Oak St	220 Reese Pl	Unmarked	Regular	No Parking Fri 8am-10am/2 Hr Parking 8am-6pm Mon-Fri Except by Permit	325'	16	3	3	3	3	3	2	2	3
	004	West	S Reese Pl	213 Reese Pl	W Oak St	Unmarked	Regular	No Parking Mon 8am-10am/2 Hr Parking 8am-6pm Mon-Fri Except by Permit	264'	13	3	3	3	3	3	3	2	2
Area 005	005	East	S Parish Pl	136 Parish Pl	W Olive Ave	Unmarked	Regular	No Parking Fri 8am-10am/1 Hr Parking 8am-6pm Mon-Fri Except by Permit	219'	11	4	4	4	3	3	4	4	4
	005	West	S Parish Pl	W Olive Ave	135 Parish Pl	Unmarked	Regular	No Parking Mon 8am-10am	41'	2	2	2	2	2	2	2	2	2
	005	West	S Parish Pl	W Olive Ave	135 Parish Pl	Unmarked	Yellow	20 Min Loading Zone 8am-6pm	28'	1	1	1	1	0	0	0	0	0
	005	West	S Parish Pl	W Olive Ave	135 Parish Pl	Unmarked	Regular	No Parking Mon 8am-10am/1 Hr Parking 8am-6pm Mon-Fri Except by Permit	120'	6	4	4	4	4	4	3	3	4
Area 006	006	East	S Parish Pl	W Oak St	136 Parish Pl	Unmarked	Regular	No Parking Fri 8am-10am/1 Hr Parking 8am-6pm Mon-Fri Except by Permit	278'	14	6	6	6	4	4	5	5	5
	006	West	S Parish Pl	135 Parish Pl	W Oak St	Unmarked	Regular	No Parking Mon 8am-10am/1 Hr Parking 8am-6pm Mon-Fri Except by Permit	265'	13	2	2	2	2	2	2	2	2

Area	Segment	Side of the Street	Street	From	To	Marked/ Unmarked	Curb	Restriction	Measurement (ft.)	Approximate Space	11:00 AM	11:15 AM	11:30 AM	11:45 AM	12:00 PM	12:15 PM	12:30 PM	12:45 PM
Area 001	001	East	S Orchard Dr	220 Orchard Dr	W Olive Ave	Unmarked	Regular	No Parking Mon 8am-10am	254'	13	6	8	8	8	8	8	8	9
	001	West	S Orchard Dr	W Olive Ave	213 Orchard Dr	Unmarked	Green	10 Min Parking 8am-6pm/No Parking Fri 8am-10am	39'	2	0	0	0	0	0	0	0	1
	001	West	S Orchard Dr	W Olive Ave	213 Orchard Dr	Unmarked	Regular	No Parking Fri 8am-10am	279'	14	7	7	6	7	8	9	9	10
Area 002	002	East	S Orchard Dr	W Oak St	220 Orchard Dr	Unmarked	Regular	No Parking Mon 8am-10am	343'	17	13	12	12	13	14	14	13	11
	002	West	S Orchard Dr	213 Orchard Dr	W Oak St	Unmarked	Regular	No Parking Fri 8am-10am	303'	15	8	9	10	10	10	10	10	10
Area 003	003	East	S Reese Pl	220 Reese Pl	W Olive Ave	Unmarked	Regular	No Parking Fri 8am-10am/2 Hr Parking 8am-6pm Mon-Fri Except by Permit	309'	15	4	4	4	4	3	4	5	5
	003	East	S Reese Pl	220 Reese Pl	W Olive Ave	Unmarked	Regular	No Parking Fri 8am-10am	153'	8	7	7	7	7	7	7	7	7
	003	West	S Reese Pl	W Olive Ave	213 Reese Pl	Unmarked	Regular	No Parking Mon 8am-10am/2 Hr Parking 8am-6pm Mon-Fri Except by Permit	409'	20	11	12	12	12	10	11	11	11
Area 004	004	East	S Reese Pl	W Oak St	220 Reese Pl	Unmarked	Regular	No Parking Fri 8am-10am/2 Hr Parking 8am-6pm Mon-Fri Except by Permit	325'	16	4	4	4	4	4	5	5	6
	004	West	S Reese Pl	213 Reese Pl	W Oak St	Unmarked	Regular	No Parking Mon 8am-10am/2 Hr Parking 8am-6pm Mon-Fri Except by Permit	264'	13	3	3	2	2	2	3	3	3
Area 005	005	East	S Parish Pl	136 Parish Pl	W Olive Ave	Unmarked	Regular	No Parking Fri 8am-10am/1 Hr Parking 8am-6pm Mon-Fri Except by Permit	219'	11	4	5	4	4	5	4	4	4
	005	West	S Parish Pl	W Olive Ave	135 Parish Pl	Unmarked	Regular	No Parking Mon 8am-10am	41'	2	2	3	2	2	2	1	1	1
	005	West	S Parish Pl	W Olive Ave	135 Parish Pl	Unmarked	Yellow	20 Min Loading Zone 8am-6pm	28'	1	0	0	0	0	1	0	0	0
	005	West	S Parish Pl	W Olive Ave	135 Parish Pl	Unmarked	Regular	No Parking Mon 8am-10am/1 Hr Parking 8am-6pm Mon-Fri Except by Permit	120'	6	3	3	3	3	3	3	3	3
Area 006	006	East	S Parish Pl	W Oak St	136 Parish Pl	Unmarked	Regular	No Parking Fri 8am-10am/1 Hr Parking 8am-6pm Mon-Fri Except by Permit	278'	14	3	3	3	3	2	2	2	2
	006	West	S Parish Pl	135 Parish Pl	W Oak St	Unmarked	Regular	No Parking Mon 8am-10am/1 Hr Parking 8am-6pm Mon-Fri Except by Permit	265'	13	2	2	2	2	3	3	3	3

Area	Segment	Side of the Street	Street	From	To	Marked/ Unmarked	Curb	Restriction	Measurement (ft.)	Approximate Space	4:00 PM	4:15 PM	4:30 PM	4:45 PM	5:00 PM	5:15 PM	5:30 PM	5:45 PM
Area 001	001	East	S Orchard Dr	220 Orchard Dr	W Olive Ave	Unmarked	Regular	No Parking Mon 8am-10am	254'	13	9	10	11	11	12	11	11	10
	001	West	S Orchard Dr	W Olive Ave	213 Orchard Dr	Unmarked	Green	10 Min Parking 8am-6pm/No Parking Fri 8am-10am	39'	2	0	0	0	0	0	0	0	0
	001	West	S Orchard Dr	W Olive Ave	213 Orchard Dr	Unmarked	Regular	No Parking Fri 8am-10am	279'	14	9	9	11	11	11	10	10	9
Area 002	002	East	S Orchard Dr	W Oak St	220 Orchard Dr	Unmarked	Regular	No Parking Mon 8am-10am	343'	17	12	9	6	5	5	6	6	3
	002	West	S Orchard Dr	213 Orchard Dr	W Oak St	Unmarked	Regular	No Parking Fri 8am-10am	303'	15	3	3	3	3	3	4	4	4
Area 003	003	East	S Reese Pl	220 Reese Pl	W Olive Ave	Unmarked	Regular	No Parking Fri 8am-10am/2 Hr Parking 8am-6pm Mon-Fri Except by Permit	309'	15	3	5	5	5	5	4	5	5
	003	East	S Reese Pl	220 Reese Pl	W Olive Ave	Unmarked	Regular	No Parking Fri 8am-10am	153'	8	5	5	5	5	5	4	6	6
	003	West	S Reese Pl	W Olive Ave	213 Reese Pl	Unmarked	Regular	No Parking Mon 8am-10am/2 Hr Parking 8am-6pm Mon-Fri Except by Permit	409'	20	9	8	9	11	10	10	11	10
Area 004	004	East	S Reese Pl	W Oak St	220 Reese Pl	Unmarked	Regular	No Parking Fri 8am-10am/2 Hr Parking 8am-6pm Mon-Fri Except by Permit	325'	16	7	7	7	8	8	8	6	6
	004	West	S Reese Pl	213 Reese Pl	W Oak St	Unmarked	Regular	No Parking Mon 8am-10am/2 Hr Parking 8am-6pm Mon-Fri Except by Permit	264'	13	4	4	4	4	6	5	4	4
Area 005	005	East	S Parish Pl	136 Parish Pl	W Olive Ave	Unmarked	Regular	No Parking Fri 8am-10am/1 Hr Parking 8am-6pm Mon-Fri Except by Permit	219'	11	5	5	3	4	3	3	4	4
	005	West	S Parish Pl	W Olive Ave	135 Parish Pl	Unmarked	Regular	No Parking Mon 8am-10am	41'	2	2	2	2	2	2	2	2	2
	005	West	S Parish Pl	W Olive Ave	135 Parish Pl	Unmarked	Yellow	20 Min Loading Zone 8am-6pm	28'	1	0	0	0	0	0	0	0	0
	005	West	S Parish Pl	W Olive Ave	135 Parish Pl	Unmarked	Regular	No Parking Mon 8am-10am/1 Hr Parking 8am-6pm Mon-Fri Except by Permit	120'	6	2	2	3	3	3	3	3	3
Area 006	006	East	S Parish Pl	W Oak St	136 Parish Pl	Unmarked	Regular	No Parking Fri 8am-10am/1 Hr Parking 8am-6pm Mon-Fri Except by Permit	278'	14	2	2	1	1	1	1	1	1
	006	West	S Parish Pl	135 Parish Pl	W Oak St	Unmarked	Regular	No Parking Mon 8am-10am/1 Hr Parking 8am-6pm Mon-Fri Except by Permit	265'	13	0	0	0	0	0	0	0	0

Prepared by National Data & Surveying Services

Parking Study

Location: 22-020080
City: Burbank, CA

Date: 3/6/2022
Day: Sunday

Approximate Space *= Measurement (ft.) divided by 20ft*

Area	Segment	Side of the Street	Street	From	To	Marked/ Unmarked	Curb	Restriction	Measurement (ft.)	Approximate Space	7:00 AM	7:15 AM	7:30 AM	7:45 AM	8:00 AM	8:15 AM	8:30 AM	8:45 AM
Area 001	001	East	S Orchard Dr	220 Orchard Dr	W Olive Ave	Unmarked	Regular	No Parking Mon 8am-10am	254'	13	12	12	11	11	11	11	10	10
	001	West	S Orchard Dr	W Olive Ave	213 Orchard Dr	Unmarked	Green	10 Min Parking 8am-6pm/No Parking Fri 8am-10am	39'	2	0	0	0	0	0	0	0	0
	001	West	S Orchard Dr	W Olive Ave	213 Orchard Dr	Unmarked	Regular	No Parking Fri 8am-10am	279'	14	10	10	10	10	10	10	10	10
Area 002	002	East	S Orchard Dr	W Oak St	220 Orchard Dr	Unmarked	Regular	No Parking Mon 8am-10am	343'	17	4	4	4	4	4	4	4	4
	002	West	S Orchard Dr	213 Orchard Dr	W Oak St	Unmarked	Regular	No Parking Fri 8am-10am	303'	15	7	7	7	7	7	7	6	6
Area 003	003	East	S Reese Pl	220 Reese Pl	W Olive Ave	Unmarked	Regular	No Parking Fri 8am-10am/2 Hr Parking 8am-6pm Mon-Fri Except by Permit	309'	15	9	9	9	9	9	7	8	8
	003	East	S Reese Pl	220 Reese Pl	W Olive Ave	Unmarked	Regular	No Parking Fri 8am-10am	153'	8	1	1	4	4	6	7	7	7
	003	West	S Reese Pl	W Olive Ave	213 Reese Pl	Unmarked	Regular	No Parking Mon 8am-10am/2 Hr Parking 8am-6pm Mon-Fri Except by Permit	409'	20	12	14	14	13	14	14	16	16
Area 004	004	East	S Reese Pl	W Oak St	220 Reese Pl	Unmarked	Regular	No Parking Fri 8am-10am/2 Hr Parking 8am-6pm Mon-Fri Except by Permit	325'	16	2	2	2	2	2	2	2	2
	004	West	S Reese Pl	213 Reese Pl	W Oak St	Unmarked	Regular	No Parking Mon 8am-10am/2 Hr Parking 8am-6pm Mon-Fri Except by Permit	264'	13	5	6	5	5	5	5	5	5
Area 005	005	East	S Parish Pl	136 Parish Pl	W Olive Ave	Unmarked	Regular	No Parking Fri 8am-10am/1 Hr Parking 8am-6pm Mon-Fri Except by Permit	219'	11	5	4	6	5	5	5	5	5
	005	West	S Parish Pl	W Olive Ave	135 Parish Pl	Unmarked	Regular	No Parking Mon 8am-10am	41'	2	2	2	2	2	2	2	2	2
	005	West	S Parish Pl	W Olive Ave	135 Parish Pl	Unmarked	Yellow	20 Min Loading Zone 8am-6pm	28'	1	0	0	0	0	0	0	0	0
	005	West	S Parish Pl	W Olive Ave	135 Parish Pl	Unmarked	Regular	No Parking Mon 8am-10am/1 Hr Parking 8am-6pm Mon-Fri Except by Permit	120'	6	2	2	2	2	2	2	2	2
Area 006	006	East	S Parish Pl	W Oak St	136 Parish Pl	Unmarked	Regular	No Parking Fri 8am-10am/1 Hr Parking 8am-6pm Mon-Fri Except by Permit	278'	14	4	4	3	3	3	3	3	3
	006	West	S Parish Pl	135 Parish Pl	W Oak St	Unmarked	Regular	No Parking Mon 8am-10am/1 Hr Parking 8am-6pm Mon-Fri Except by Permit	265'	13	4	4	4	4	4	4	4	4

Area	Segment	Side of the Street	Street	From	To	Marked/ Unmarked	Curb	Restriction	Measurement (ft.)	Approximate Space	11:00 AM	11:15 AM	11:30 AM	11:45 AM	12:00 PM	12:15 PM	12:30 PM	12:45 PM
Area 001	001	East	S Orchard Dr	220 Orchard Dr	W Olive Ave	Unmarked	Regular	No Parking Mon 8am-10am	254'	13	10	10	10	10	10	10	12	12
	001	West	S Orchard Dr	W Olive Ave	213 Orchard Dr	Unmarked	Green	10 Min Parking 8am-6pm/No Parking Fri 8am-10am	39'	2	0	0	0	0	0	0	0	0
	001	West	S Orchard Dr	W Olive Ave	213 Orchard Dr	Unmarked	Regular	No Parking Fri 8am-10am	279'	14	9	9	9	10	10	10	10	10
Area 002	002	East	S Orchard Dr	W Oak St	220 Orchard Dr	Unmarked	Regular	No Parking Mon 8am-10am	343'	17	7	7	6	6	6	6	5	5
	002	West	S Orchard Dr	213 Orchard Dr	W Oak St	Unmarked	Regular	No Parking Fri 8am-10am	303'	15	6	6	6	6	6	6	6	6
Area 003	003	East	S Reese Pl	220 Reese Pl	W Olive Ave	Unmarked	Regular	No Parking Fri 8am-10am/2 Hr Parking 8am-6pm Mon-Fri Except by Permit	309'	15	10	10	10	11	10	10	10	9
	003	East	S Reese Pl	220 Reese Pl	W Olive Ave	Unmarked	Regular	No Parking Fri 8am-10am	153'	8	7	6	6	7	7	7	6	7
	003	West	S Reese Pl	W Olive Ave	213 Reese Pl	Unmarked	Regular	No Parking Mon 8am-10am/2 Hr Parking 8am-6pm Mon-Fri Except by Permit	409'	20	17	17	17	17	17	18	18	17
Area 004	004	East	S Reese Pl	W Oak St	220 Reese Pl	Unmarked	Regular	No Parking Fri 8am-10am/2 Hr Parking 8am-6pm Mon-Fri Except by Permit	325'	16	2	2	2	2	2	2	3	3
	004	West	S Reese Pl	213 Reese Pl	W Oak St	Unmarked	Regular	No Parking Mon 8am-10am/2 Hr Parking 8am-6pm Mon-Fri Except by Permit	264'	13	7	7	7	7	5	5	5	5
Area 005	005	East	S Parish Pl	136 Parish Pl	W Olive Ave	Unmarked	Regular	No Parking Fri 8am-10am/1 Hr Parking 8am-6pm Mon-Fri Except by Permit	219'	11	4	4	4	5	5	5	5	5
	005	West	S Parish Pl	W Olive Ave	135 Parish Pl	Unmarked	Regular	No Parking Mon 8am-10am	41'	2	2	2	2	2	2	2	2	2
	005	West	S Parish Pl	W Olive Ave	135 Parish Pl	Unmarked	Yellow	20 Min Loading Zone 8am-6pm	28'	1	0	0	0	0	0	0	0	0
	005	West	S Parish Pl	W Olive Ave	135 Parish Pl	Unmarked	Regular	No Parking Mon 8am-10am/1 Hr Parking 8am-6pm Mon-Fri Except by Permit	120'	6	3	3	3	3	3	3	3	3
Area 006	006	East	S Parish Pl	W Oak St	136 Parish Pl	Unmarked	Regular	No Parking Fri 8am-10am/1 Hr Parking 8am-6pm Mon-Fri Except by Permit	278'	14	2	2	1	1	2	1	2	2
	006	West	S Parish Pl	135 Parish Pl	W Oak St	Unmarked	Regular	No Parking Mon 8am-10am/1 Hr Parking 8am-6pm Mon-Fri Except by Permit	265'	13	4	4	5	5	3	3	2	2

Area	Segment	Side of the Street	Street	From	To	Marked/ Unmarked	Curb	Restriction	Measurement (ft.)	Approximate Space	4:00 PM	4:15 PM	4:30 PM	4:45 PM	5:00 PM	5:15 PM	5:30 PM	5:45 PM
Area 001	001	East	S Orchard Dr	220 Orchard Dr	W Olive Ave	Unmarked	Regular	No Parking Mon 8am-10am	254'	13	10	11	10	9	10	10	10	8
	001	West	S Orchard Dr	W Olive Ave	213 Orchard Dr	Unmarked	Green	10 Min Parking 8am-6pm/No Parking Fri 8am-10am	39'	2	0	0	0	0	1	1	1	0
	001	West	S Orchard Dr	W Olive Ave	213 Orchard Dr	Unmarked	Regular	No Parking Fri 8am-10am	279'	14	8	9	9	10	10	10	12	10
Area 002	002	East	S Orchard Dr	W Oak St	220 Orchard Dr	Unmarked	Regular	No Parking Mon 8am-10am	343'	17	5	5	4	3	3	2	2	2
	002	West	S Orchard Dr	213 Orchard Dr	W Oak St	Unmarked	Regular	No Parking Fri 8am-10am	303'	15	4	6	7	6	8	8	8	9
Area 003	003	East	S Reese Pl	220 Reese Pl	W Olive Ave	Unmarked	Regular	No Parking Fri 8am-10am/2 Hr Parking 8am-6pm Mon-Fri Except by Permit	309'	15	6	7	8	8	7	7	7	7
	003	East	S Reese Pl	220 Reese Pl	W Olive Ave	Unmarked	Regular	No Parking Fri 8am-10am	153'	8	4	3	3	4	4	6	6	6
	003	West	S Reese Pl	W Olive Ave	213 Reese Pl	Unmarked	Regular	No Parking Mon 8am-10am/2 Hr Parking 8am-6pm Mon-Fri Except by Permit	409'	20	14	16	16	16	16	13	13	13
Area 004	004	East	S Reese Pl	W Oak St	220 Reese Pl	Unmarked	Regular	No Parking Fri 8am-10am/2 Hr Parking 8am-6pm Mon-Fri Except by Permit	325'	16	4	4	4	4	4	4	4	4
	004	West	S Reese Pl	213 Reese Pl	W Oak St	Unmarked	Regular	No Parking Mon 8am-10am/2 Hr Parking 8am-6pm Mon-Fri Except by Permit	264'	13	5	5	3	3	3	4	4	4
Area 005	005	East	S Parish Pl	136 Parish Pl	W Olive Ave	Unmarked	Regular	No Parking Fri 8am-10am/1 Hr Parking 8am-6pm Mon-Fri Except by Permit	219'	11	4	4	4	3	3	4	4	4
	005	West	S Parish Pl	W Olive Ave	135 Parish Pl	Unmarked	Regular	No Parking Mon 8am-10am	41'	2	2	2	2	2	2	2	2	1
	005	West	S Parish Pl	W Olive Ave	135 Parish Pl	Unmarked	Yellow	20 Min Loading Zone 8am-6pm	28'	1	0	0	0	0	0	0	0	0
	005	West	S Parish Pl	W Olive Ave	135 Parish Pl	Unmarked	Regular	No Parking Mon 8am-10am/1 Hr Parking 8am-6pm Mon-Fri Except by Permit	120'	6	1	1	2	3	3	3	3	3
Area 006	006	East	S Parish Pl	W Oak St	136 Parish Pl	Unmarked	Regular	No Parking Fri 8am-10am/1 Hr Parking 8am-6pm Mon-Fri Except by Permit	278'	14	5	5	4	4	3	3	3	4
	006	West	S Parish Pl	135 Parish Pl	W Oak St	Unmarked	Regular	No Parking Mon 8am-10am/1 Hr Parking 8am-6pm Mon-Fri Except by Permit	265'	13	5	5	4	4	4	2	3	2

Appendix D

Turning Movement Counts

January 2022

National Data & Surveying Services Intersection Turning Movement Count

Location: S Buena Vista St & W Alameda Ave
City: Burbank
Control: Signalized

Project ID: 22-020023-012
Date: 1/18/2022

Data - Totals

AM

NS/EW Streets:	S Buena Vista St				S Buena Vista St				W Alameda Ave				W Alameda Ave				
	NORTHBOUND				SOUTHBOUND				EASTBOUND				WESTBOUND				
	1	2	1	0	1	2	1	0	2	2	1	0	2	2	1	0	
	NL	NT	NR	NU	SL	ST	SR	SU	EL	ET	ER	EU	WL	WT	WR	WU	TOTAL
7:00 AM	21	46	7	0	25	84	14	0	18	31	17	0	30	49	10	0	352
7:15 AM	36	45	3	0	25	89	19	0	34	73	20	0	43	65	5	0	457
7:30 AM	44	76	23	0	46	87	21	0	31	85	24	0	30	88	30	0	585
7:45 AM	55	88	17	0	39	123	23	0	52	118	36	0	40	105	55	0	751
8:00 AM	44	77	16	0	33	119	33	0	41	84	26	0	40	88	33	0	634
8:15 AM	43	83	30	0	31	104	32	0	36	87	41	0	44	73	22	0	626
8:30 AM	35	75	28	0	25	124	38	0	55	77	47	0	54	94	21	0	673
8:45 AM	53	90	30	0	43	111	36	0	69	96	59	0	46	88	21	0	742
	NL	NT	NR	NU	SL	ST	SR	SU	EL	ET	ER	EU	WL	WT	WR	WU	TOTAL
TOTAL VOLUMES :	331	580	154	0	267	841	216	0	336	651	270	0	327	650	197	0	4820
APPROACH %'s :	31.08%	54.46%	14.46%	0.00%	20.17%	63.52%	16.31%	0.00%	26.73%	51.79%	21.48%	0.00%	27.85%	55.37%	16.78%	0.00%	
PEAK HR :	07:45 AM - 08:45 AM																TOTAL
PEAK HR VOL :	177	323	91	0	128	470	126	0	184	366	150	0	178	360	131	0	2684
PEAK HR FACTOR :	0.805	0.918	0.758	0.000	0.821	0.948	0.829	0.000	0.836	0.775	0.798	0.000	0.824	0.857	0.595	0.000	0.893
	0.923				0.968				0.850				0.836				

NOON

	NORTHBOUND				SOUTHBOUND				EASTBOUND				WESTBOUND				
	1	2	1	0	1	2	1	0	2	2	1	0	2	2	1	0	
	NL	NT	NR	NU	SL	ST	SR	SU	EL	ET	ER	EU	WL	WT	WR	WU	TOTAL
11:00 AM	22	66	20	0	20	103	30	0	41	79	25	0	44	67	29	0	546
11:15 AM	24	80	10	0	47	98	42	0	47	120	31	0	40	82	34	0	655
11:30 AM	18	75	15	0	47	139	43	0	43	106	20	0	39	74	20	0	639
11:45 AM	17	78	12	0	33	112	32	0	41	117	24	0	43	82	33	0	624
12:00 PM	18	59	21	0	34	119	29	0	36	109	28	0	51	85	47	0	636
12:15 PM	25	76	19	0	40	132	26	0	47	92	28	0	42	66	25	0	618
12:30 PM	17	69	17	0	41	140	34	0	42	125	45	0	39	90	29	0	688
12:45 PM	30	74	13	0	36	115	29	0	46	116	32	0	46	68	36	0	641
	NL	NT	NR	NU	SL	ST	SR	SU	EL	ET	ER	EU	WL	WT	WR	WU	TOTAL
TOTAL VOLUMES :	171	577	127	0	298	958	265	0	343	864	233	0	344	614	253	0	5047
APPROACH %'s :	19.54%	65.94%	14.51%	0.00%	19.59%	62.98%	17.42%	0.00%	23.82%	60.00%	16.18%	0.00%	28.41%	50.70%	20.89%	0.00%	
PEAK HR :	12:00 PM - 01:00 PM																TOTAL
PEAK HR VOL :	90	278	70	0	151	506	118	0	171	442	133	0	178	309	137	0	2583
PEAK HR FACTOR :	0.750	0.914	0.833	0.000	0.921	0.904	0.868	0.000	0.910	0.884	0.739	0.000	0.873	0.858	0.729	0.000	0.939
	0.913				0.901				0.880				0.852				

PM

	NORTHBOUND				SOUTHBOUND				EASTBOUND				WESTBOUND				
	1	2	1	0	1	2	1	0	2	2	1	0	2	2	1	0	
	NL	NT	NR	NU	SL	ST	SR	SU	EL	ET	ER	EU	WL	WT	WR	WU	TOTAL
4:00 PM	23	93	24	0	48	131	27	0	48	128	41	0	40	85	31	0	719
4:15 PM	13	89	7	0	34	121	29	0	57	126	37	0	30	69	37	0	649
4:30 PM	15	84	15	0	41	124	22	0	54	146	49	0	50	92	41	0	733
4:45 PM	17	91	20	0	41	100	17	0	44	160	42	0	47	74	39	0	692
5:00 PM	10	97	15	0	51	113	14	0	50	171	51	0	46	67	36	0	721
5:15 PM	15	103	20	0	51	85	23	0	53	202	34	0	48	87	28	0	749
5:30 PM	12	92	17	0	59	92	19	0	49	180	24	0	35	72	41	0	692
5:45 PM	15	87	14	0	33	69	9	0	48	167	27	0	40	55	29	0	593
	NL	NT	NR	NU	SL	ST	SR	SU	EL	ET	ER	EU	WL	WT	WR	WU	TOTAL
TOTAL VOLUMES :	120	736	132	0	358	835	160	0	403	1280	305	0	336	601	282	0	5548
APPROACH %'s :	12.15%	74.49%	13.36%	0.00%	26.46%	61.71%	11.83%	0.00%	20.27%	64.39%	15.34%	0.00%	27.56%	49.30%	23.13%	0.00%	
PEAK HR :	04:30 PM - 05:30 PM																TOTAL
PEAK HR VOL :	57	375	70	0	184	422	76	0	201	679	176	0	191	320	144	0	2895
PEAK HR FACTOR :	0.838	0.910	0.875	0.000	0.902	0.851	0.826	0.000	0.931	0.840	0.863	0.000	0.955	0.870	0.878	0.000	0.966
	0.909				0.912				0.913				0.895				

Prepared by National Data & Surveying Services

S Buena Vista St & W Alameda Ave

Peak Hour Turning Movement Count

ID: 22-020023-012
City: Burbank

Day: Tuesday
Date: 1/18/2022

PEAK HOURS	COUNT PERIODS
07:45 AM - 08:45 AM	7:00 AM - 09:00 AM
12:00 PM - 01:00 PM	11:00 AM - 01:00 PM
04:30 PM - 05:30 PM	4:00 PM - 06:00 PM

SOUTHBOUND (S Buena Vista St)

AM	126	470	128	0	638	AM
NOON	118	506	151	0	586	NOON
PM	76	422	184	0	720	PM
	1	2	1	0		

EASTBOUND (W Alameda Ave)

AM	NOON	PM	
663	517	453	
0	0	0	0
184	171	201	2
366	442	679	2
150	133	176	1
AM	NOON	PM	

WESTBOUND (W Alameda Ave)

	PM	NOON	AM
1	144	137	131
2	320	309	360
2	191	178	178
0	0	0	0
	933	663	585
	PM	NOON	AM

NORTHBOUND (S Buena Vista St)

PM	789	0	57	375	70	PM
NOON	817	0	90	278	70	NOON
AM	798	0	177	323	91	AM
		0	1	2	1	

CONTROL			
Signalized			
TEV	2684	2583	2895
	AM	NOON	PM
PHF	0.89	0.94	0.97

Totals (AM)

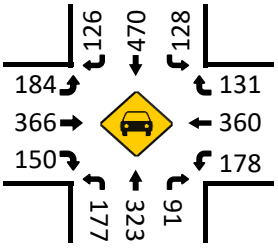

Totals (NOON)

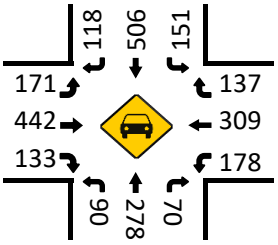

Totals (PM)

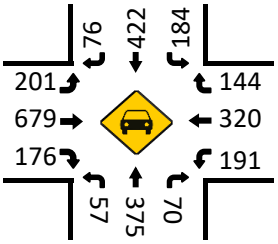

Totals (AM)

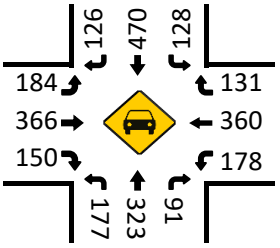

Totals (NOON)

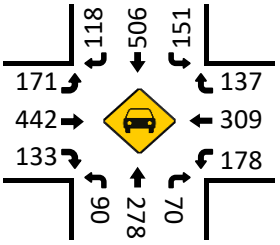

Totals (PM)

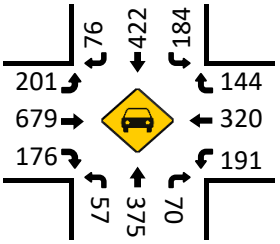

Pedestrians (Crosswalks)

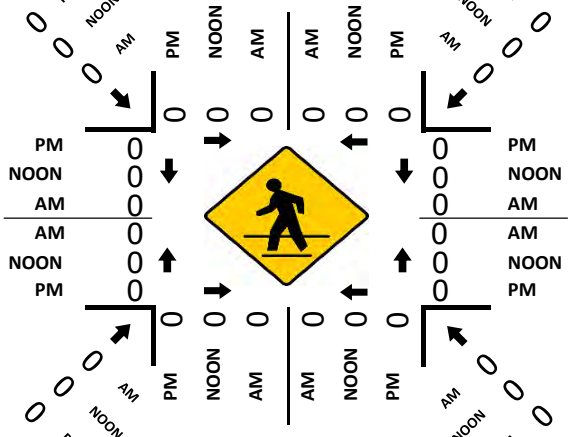

National Data & Surveying Services Intersection Turning Movement Count

Location: S Lincoln St & W Alameda Ave
City: Burbank
Control: Signalized

Project ID: 22-020023-011
Date: 1/18/2022

Data - Totals

NS/EW Streets:	S Lincoln St				S Lincoln St				W Alameda Ave				W Alameda Ave				
AM	NORTHBOUND				SOUTHBOUND				EASTBOUND				WESTBOUND				
	1.5	0.5	1	0	0	1	0	0	1	2	1	0	1	2	0	0	
	NL	NT	NR	NU	SL	ST	SR	SU	EL	ET	ER	EU	WL	WT	WR	WU	TOTAL
7:00 AM	1	0	3	0	0	1	1	0	0	58	2	0	2	89	0	1	158
7:15 AM	0	1	0	0	1	0	0	0	2	92	4	1	3	107	0	0	211
7:30 AM	0	0	0	0	0	0	3	0	3	139	8	0	4	157	2	0	316
7:45 AM	1	0	2	0	1	0	3	0	1	163	11	0	4	212	2	0	400
8:00 AM	0	0	3	0	0	1	0	0	2	121	12	1	4	150	4	0	298
8:15 AM	0	0	0	0	1	1	4	0	5	112	23	1	5	150	1	0	303
8:30 AM	0	0	2	0	1	0	3	0	0	110	25	0	3	153	1	0	298
8:45 AM	0	1	1	0	1	1	1	0	3	135	27	0	3	159	4	0	336
	NL	NT	NR	NU	SL	ST	SR	SU	EL	ET	ER	EU	WL	WT	WR	WU	TOTAL
TOTAL VOLUMES :	2	2	11	0	5	4	15	0	16	930	112	3	28	1177	14	1	2320
APPROACH %'s :	13.33%	13.33%	73.33%	0.00%	20.83%	16.67%	62.50%	0.00%	1.51%	87.65%	10.56%	0.28%	2.30%	96.48%	1.15%	0.08%	
PEAK HR :	07:30 AM - 08:30 AM																TOTAL
PEAK HR VOL :	1	0	5	0	2	2	10	0	11	535	54	2	17	669	9	0	1317
PEAK HR FACTOR :	0.250	0.000	0.417	0.000	0.500	0.500	0.625	0.000	0.550	0.821	0.587	0.500	0.850	0.789	0.563	0.000	0.823
	0.500				0.583				0.860				0.797				

NOON	NORTHBOUND				SOUTHBOUND				EASTBOUND				WESTBOUND				
	1.5	0.5	1	0	0	1	0	0	1	2	1	0	1	2	0	0	
	NL	NT	NR	NU	SL	ST	SR	SU	EL	ET	ER	EU	WL	WT	WR	WU	TOTAL
11:00 AM	2	0	5	0	2	0	0	0	0	112	2	0	1	137	3	0	264
11:15 AM	2	0	2	0	1	2	1	0	1	169	3	0	2	161	1	0	345
11:30 AM	3	0	2	0	2	0	1	0	1	167	3	0	1	127	5	0	312
11:45 AM	3	1	1	0	4	1	1	0	1	153	2	0	2	158	4	0	331
12:00 PM	5	0	4	0	1	0	0	0	3	161	3	0	2	174	3	0	356
12:15 PM	3	1	6	0	2	0	4	0	2	148	8	0	0	129	3	0	306
12:30 PM	0	0	3	0	0	0	1	0	2	175	7	0	1	159	2	0	350
12:45 PM	4	0	3	0	1	1	5	0	7	160	5	0	0	155	5	0	346
	NL	NT	NR	NU	SL	ST	SR	SU	EL	ET	ER	EU	WL	WT	WR	WU	TOTAL
TOTAL VOLUMES :	22	2	26	0	13	4	13	0	17	1245	33	0	9	1200	26	0	2610
APPROACH %'s :	44.00%	4.00%	52.00%	0.00%	43.33%	13.33%	43.33%	0.00%	1.31%	96.14%	2.55%	0.00%	0.73%	97.17%	2.11%	0.00%	
PEAK HR :	12:00 PM - 01:00 PM																TOTAL
PEAK HR VOL :	12	1	16	0	4	1	10	0	14	644	23	0	3	617	13	0	1358
PEAK HR FACTOR :	0.600	0.250	0.667	0.000	0.500	0.250	0.500	0.000	0.500	0.920	0.719	0.000	0.375	0.886	0.650	0.000	0.954
	0.725				0.536				0.925				0.884				

PM	NORTHBOUND				SOUTHBOUND				EASTBOUND				WESTBOUND				
	1.5	0.5	1	0	0	1	0	0	1	2	1	0	1	2	0	0	
	NL	NT	NR	NU	SL	ST	SR	SU	EL	ET	ER	EU	WL	WT	WR	WU	TOTAL
4:00 PM	2	0	4	0	1	0	4	0	1	199	1	0	0	153	1	0	366
4:15 PM	3	0	4	0	0	0	2	0	3	159	0	0	1	147	0	0	319
4:30 PM	4	0	8	0	3	0	3	0	2	188	0	0	2	183	2	1	396
4:45 PM	7	0	6	0	0	0	5	0	6	226	2	0	1	147	0	0	400
5:00 PM	7	0	8	0	1	0	1	0	3	233	1	0	0	156	1	0	411
5:15 PM	5	0	14	0	1	0	0	0	2	270	2	0	1	147	1	0	443
5:30 PM	6	0	9	0	0	0	1	0	1	258	0	0	4	144	2	0	425
5:45 PM	9	1	6	0	1	0	0	0	2	211	1	0	0	111	3	0	345
	NL	NT	NR	NU	SL	ST	SR	SU	EL	ET	ER	EU	WL	WT	WR	WU	TOTAL
TOTAL VOLUMES :	43	1	59	0	7	0	16	0	20	1744	7	0	9	1188	10	1	3105
APPROACH %'s :	41.75%	0.97%	57.28%	0.00%	30.43%	0.00%	69.57%	0.00%	1.13%	98.48%	0.40%	0.00%	0.75%	98.34%	0.83%	0.08%	
PEAK HR :	04:45 PM - 05:45 PM																TOTAL
PEAK HR VOL :	25	0	37	0	2	0	7	0	12	987	5	0	6	594	4	0	1679
PEAK HR FACTOR :	0.893	0.000	0.661	0.000	0.500	0.000	0.350	0.000	0.500	0.914	0.625	0.000	0.375	0.952	0.500	0.000	0.948
	0.816				0.450				0.916				0.962				

Prepared by National Data & Surveying Services

S Lincoln St & W Alameda Ave

Peak Hour Turning Movement Count

ID: 22-020023-011
City: Burbank

Day: Tuesday
Date: 1/18/2022

PEAK HOURS		COUNT PERIODS	
AM	07:30 AM - 08:30 AM	AM	7:00 AM - 09:00 AM
NOON	12:00 PM - 01:00 PM	NOON	11:00 AM - 01:00 PM
PM	04:45 PM - 05:45 PM	PM	4:00 PM - 06:00 PM

SOUTHBOUND (S Lincoln St)

	Left	Thru	Right	U-Turn	Total
AM	10	2	2	0	20
NOON	10	1	4	0	28
PM	7	0	2	0	16

EASTBOUND (W Alameda Ave)

	AM	NOON	PM
Thru	682	639	626
Left	2	0	0
Right	11	14	12
U-Turn	535	644	987
Left	54	23	5

WESTBOUND (W Alameda Ave)

	PM	NOON	AM
Thru	4	13	9
Left	594	617	669
Right	6	3	17
U-Turn	0	0	0
Left	1026	664	542

NORTHBOUND (S Lincoln St)

	Left	Thru	Right	U-Turn	Total
PM	11	0	25	0	37
NOON	27	0	12	1	16
AM	73	0	1	0	5

SB Left	0	1	0	0
EB Right	0	1	2	1
WB Left	0	2	1	0
NB Left	0	1.5	0.5	1

CONTROL	
Signalized	

	AM	NOON	PM
TEV	1317	1358	1679
PHF	0.82	0.95	0.95

Totals (AM)

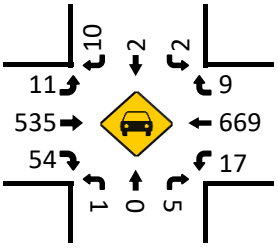

Totals (AM)

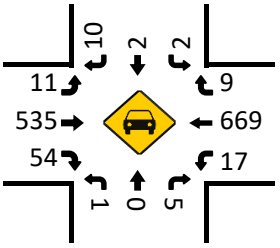

Totals (NOON)

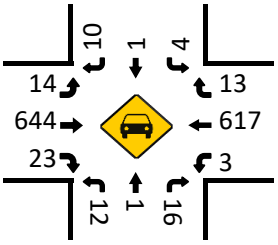

Totals (NOON)

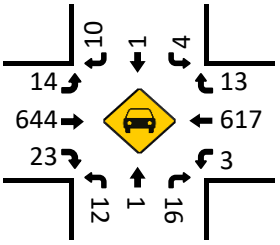

Totals (PM)

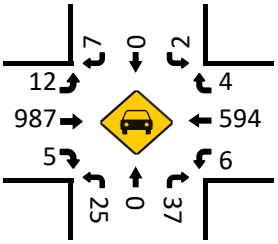

Totals (PM)

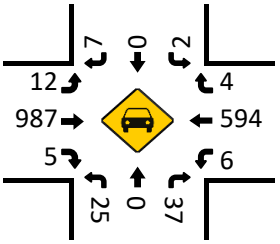

Pedestrians (Crosswalks)

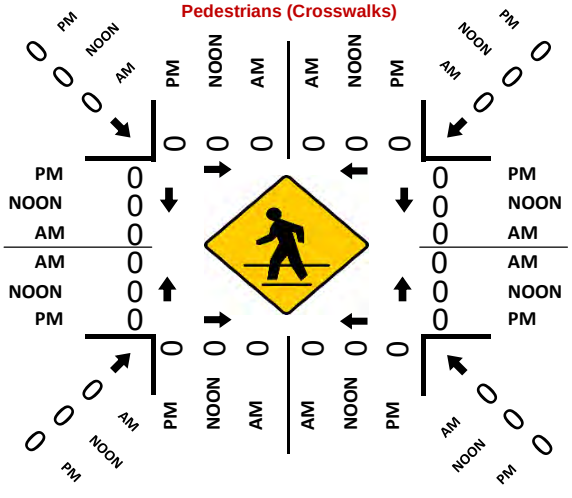

National Data & Surveying Services Intersection Turning Movement Count

Location: Keystone St & W Alameda Ave
City: Burbank
Control: Signalized

Project ID: 22-020023-010
Date: 1/18/2022

Data - Totals

NS/EW Streets:	Keystone St				Keystone St				W Alameda Ave				W Alameda Ave				
AM	NORTHBOUND				SOUTHBOUND				EASTBOUND				WESTBOUND				
	0	1	0	0	0	1	0	0	1	2	0	0	1	2	0	0	
	NL	NT	NR	NU	SL	ST	SR	SU	EL	ET	ER	EU	WL	WT	WR	WU	TOTAL
7:00 AM	1	1	0	0	0	0	2	0	1	60	0	0	8	92	1	0	166
7:15 AM	0	1	2	0	0	0	2	0	1	86	3	0	4	101	3	0	203
7:30 AM	0	0	2	0	3	3	6	0	4	127	2	0	5	157	11	0	320
7:45 AM	3	0	5	0	6	3	6	0	3	152	3	0	11	212	7	0	411
8:00 AM	2	0	2	0	4	2	3	0	4	127	2	0	12	150	5	3	316
8:15 AM	1	1	3	0	4	1	0	0	3	109	1	0	7	152	3	0	285
8:30 AM	6	1	1	0	5	0	4	0	4	106	3	0	12	153	1	0	296
8:45 AM	1	0	2	0	4	0	3	0	8	127	4	0	9	160	3	0	321
	NL	NT	NR	NU	SL	ST	SR	SU	EL	ET	ER	EU	WL	WT	WR	WU	TOTAL
TOTAL VOLUMES :	14	4	17	0	26	9	26	0	28	894	18	0	68	1177	34	3	2318
APPROACH %'s :	40.00%	11.43%	48.57%	0.00%	42.62%	14.75%	42.62%	0.00%	2.98%	95.11%	1.91%	0.00%	5.30%	91.81%	2.65%	0.23%	
PEAK HR :	07:30 AM - 08:30 AM																TOTAL
PEAK HR VOL :	6	1	12	0	17	9	15	0	14	515	8	0	35	671	26	3	1332
PEAK HR FACTOR :	0.500	0.250	0.600	0.000	0.708	0.750	0.625	0.000	0.875	0.847	0.667	0.000	0.729	0.791	0.591	0.250	0.810
	0.594				0.683				0.850				0.799				

NOON	NORTHBOUND				SOUTHBOUND				EASTBOUND				WESTBOUND				
	0	1	0	0	0	1	0	0	1	2	0	0	1	2	0	0	
	NL	NT	NR	NU	SL	ST	SR	SU	EL	ET	ER	EU	WL	WT	WR	WU	TOTAL
11:00 AM	4	1	2	0	3	1	1	0	1	118	2	0	8	142	5	1	289
11:15 AM	1	1	6	0	3	2	2	0	2	161	5	0	7	148	4	1	343
11:30 AM	3	5	3	0	2	1	5	0	3	164	2	0	6	132	4	0	330
11:45 AM	4	2	8	0	4	1	2	0	2	146	3	0	6	151	4	1	334
12:00 PM	6	1	5	0	2	0	3	0	2	165	3	0	8	171	8	0	374
12:15 PM	3	0	5	0	6	1	5	0	2	155	4	0	6	121	5	1	314
12:30 PM	6	1	3	0	2	1	2	0	4	169	3	0	9	151	12	0	363
12:45 PM	1	0	3	0	2	0	2	0	8	152	2	0	4	156	5	0	335
	NL	NT	NR	NU	SL	ST	SR	SU	EL	ET	ER	EU	WL	WT	WR	WU	TOTAL
TOTAL VOLUMES :	28	11	35	0	24	7	22	0	24	1230	24	0	54	1172	47	4	2682
APPROACH %'s :	37.84%	14.86%	47.30%	0.00%	45.28%	13.21%	41.51%	0.00%	1.88%	96.24%	1.88%	0.00%	4.23%	91.78%	3.68%	0.31%	
PEAK HR :	12:00 PM - 01:00 PM																TOTAL
PEAK HR VOL :	16	2	16	0	12	2	12	0	16	641	12	0	27	599	30	1	1386
PEAK HR FACTOR :	0.667	0.500	0.800	0.000	0.500	0.500	0.600	0.000	0.500	0.948	0.750	0.000	0.750	0.876	0.625	0.250	0.926
	0.708				0.542				0.950				0.878				

PM	NORTHBOUND				SOUTHBOUND				EASTBOUND				WESTBOUND				
	0	1	0	0	0	1	0	0	1	2	0	0	1	2	0	0	
	NL	NT	NR	NU	SL	ST	SR	SU	EL	ET	ER	EU	WL	WT	WR	WU	TOTAL
4:00 PM	2	1	9	0	2	1	0	0	3	196	2	0	7	147	1	0	371
4:15 PM	0	0	6	0	4	0	2	0	4	151	2	0	3	151	4	0	327
4:30 PM	4	0	2	0	6	1	0	0	1	197	3	1	12	175	4	0	406
4:45 PM	1	1	4	0	3	0	1	0	1	230	1	0	6	149	2	0	399
5:00 PM	1	0	4	0	4	2	1	0	0	252	2	1	11	153	4	0	435
5:15 PM	1	2	6	0	4	0	5	0	2	278	5	0	8	139	2	0	452
5:30 PM	1	1	4	0	0	1	2	0	4	262	3	0	5	144	9	0	436
5:45 PM	1	0	7	0	1	0	0	0	0	208	1	0	2	114	6	1	341
	NL	NT	NR	NU	SL	ST	SR	SU	EL	ET	ER	EU	WL	WT	WR	WU	TOTAL
TOTAL VOLUMES :	11	5	42	0	24	5	11	0	15	1774	19	2	54	1172	32	1	3167
APPROACH %'s :	18.97%	8.62%	72.41%	0.00%	60.00%	12.50%	27.50%	0.00%	0.83%	98.01%	1.05%	0.11%	4.29%	93.09%	2.54%	0.08%	
PEAK HR :	04:45 PM - 05:45 PM																TOTAL
PEAK HR VOL :	4	4	18	0	11	3	9	0	7	1022	11	1	30	585	17	0	1722
PEAK HR FACTOR :	1.000	0.500	0.750	0.000	0.688	0.375	0.450	0.000	0.438	0.919	0.550	0.250	0.682	0.956	0.472	0.000	0.952
	0.722				0.639				0.913				0.940				

Prepared by National Data & Surveying Services

Keystone St & W Alameda Ave

Peak Hour Turning Movement Count

ID: 22-020023-010
City: Burbank

Day: Tuesday
Date: 1/18/2022

PEAK HOURS	COUNT PERIODS
07:30 AM - 08:30 AM	7:00 AM - 09:00 AM
12:00 PM - 01:00 PM	11:00 AM - 01:00 PM
04:45 PM - 05:45 PM	4:00 PM - 06:00 PM

SOUTHBOUND (Keystone St)

AM	15	9	17	0	41	AM
NOON	12	2	12	0	48	NOON
PM	9	3	11	0	28	PM
	0	1	0	0		

EASTBOUND (W Alameda Ave)

AM	NOON	PM	
692	627	599	⇦
0	0	1	↶ 0
14	16	7	↱ 1
515	641	1022	→ 2
8	12	11	↳ 0

WESTBOUND (W Alameda Ave)

	PM	NOON	AM
0 ↰	17	30	26
2 ←	585	599	671
1 ↰	30	27	35
0 ↶	0	1	3
⇨	1051	670	547

NORTHBOUND (Keystone St)

PM	44	0	4	4	18	PM
NOON	41	0	16	2	16	NOON
AM	52	0	6	1	12	AM
		0	0	1	0	

CONTROL			
Signalized			
TEV	1332	1386	1722
	AM	NOON	PM
PHF	0.81	0.93	0.95

Totals (AM)

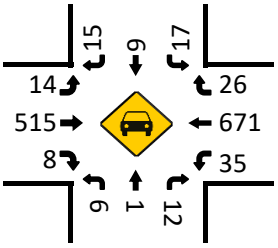

Totals (AM)

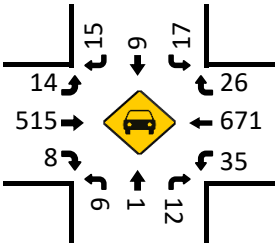

Totals (NOON)

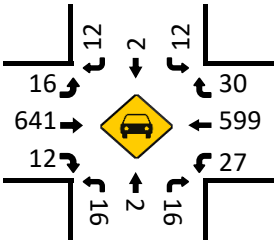

Totals (NOON)

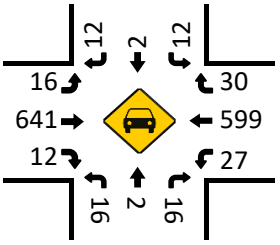

Totals (PM)

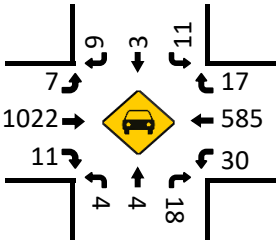

Totals (PM)

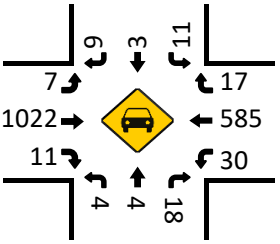

Pedestrians (Crosswalks)

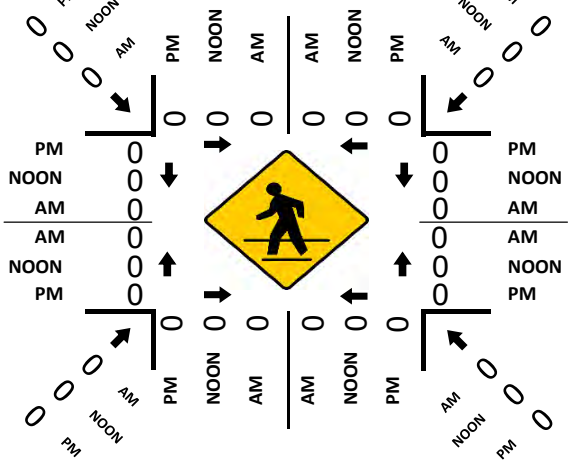

National Data & Surveying Services Intersection Turning Movement Count

Location: S Reese Pl & W Alameda Ave
City: Burbank
Control: Signalized

Project ID: 22-020023-009
Date: 1/18/2022

Data - Totals

AM

NS/EW Streets:	S Reese Pl				S Reese Pl				W Alameda Ave				W Alameda Ave				
	NORTHBOUND				SOUTHBOUND				EASTBOUND				WESTBOUND				
	0	1	0	0	0	1	0	0	1	2	0	0	1	2	0	0	
	NL	NT	NR	NU	SL	ST	SR	SU	EL	ET	ER	EU	WL	WT	WR	WU	TOTAL
7:00 AM	0	0	1	0	0	0	0	0	0	58	0	0	0	101	0	0	160
7:15 AM	1	0	0	0	0	0	0	0	1	73	1	0	0	112	0	0	188
7:30 AM	1	0	2	0	1	0	0	0	1	146	1	0	1	184	1	0	338
7:45 AM	0	0	4	0	4	0	6	0	2	156	1	0	1	235	2	0	411
8:00 AM	2	0	2	0	1	0	3	0	3	121	1	0	1	157	3	0	294
8:15 AM	1	0	1	0	1	0	0	0	0	113	1	0	1	154	0	0	272
8:30 AM	0	0	1	0	0	0	5	0	0	104	2	2	1	156	2	0	273
8:45 AM	1	0	1	0	2	0	0	0	0	124	1	1	1	158	1	0	290
	NL	NT	NR	NU	SL	ST	SR	SU	EL	ET	ER	EU	WL	WT	WR	WU	TOTAL
TOTAL VOLUMES :	6	0	12	0	9	0	14	0	7	895	8	3	6	1257	9	0	2226
APPROACH %'s :	33.33%	0.00%	66.67%	0.00%	39.13%	0.00%	60.87%	0.00%	0.77%	98.03%	0.88%	0.33%	0.47%	98.82%	0.71%	0.00%	
PEAK HR :	07:30 AM - 08:30 AM																TOTAL
PEAK HR VOL :	4	0	9	0	7	0	9	0	6	536	4	0	4	730	6	0	1315
PEAK HR FACTOR :	0.500	0.000	0.563	0.000	0.438	0.000	0.375	0.000	0.500	0.859	1.000	0.000	1.000	0.777	0.500	0.000	0.800
	0.813				0.400				0.858				0.777				

NOON

	NORTHBOUND				SOUTHBOUND				EASTBOUND				WESTBOUND				
	0	1	0	0	0	1	0	0	1	2	0	0	1	2	0	0	
	NL	NT	NR	NU	SL	ST	SR	SU	EL	ET	ER	EU	WL	WT	WR	WU	TOTAL
11:00 AM	1	0	0	0	2	0	2	0	2	135	1	1	0	146	1	0	291
11:15 AM	1	0	0	0	0	0	1	0	2	173	1	0	0	164	0	0	342
11:30 AM	2	1	3	0	4	0	4	0	0	168	1	0	4	135	4	0	326
11:45 AM	0	0	2	0	1	0	3	0	1	167	1	0	2	151	0	0	328
12:00 PM	0	0	1	0	3	0	0	0	2	162	1	0	2	169	2	1	343
12:15 PM	3	0	3	0	3	0	3	0	0	160	1	0	2	128	2	0	305
12:30 PM	0	0	1	0	2	0	2	0	0	175	1	0	0	149	2	0	332
12:45 PM	0	0	0	0	0	0	0	0	1	161	1	0	0	172	2	0	337
	NL	NT	NR	NU	SL	ST	SR	SU	EL	ET	ER	EU	WL	WT	WR	WU	TOTAL
TOTAL VOLUMES :	7	1	10	0	15	0	15	0	8	1301	8	1	10	1214	13	1	2604
APPROACH %'s :	38.89%	5.56%	55.56%	0.00%	50.00%	0.00%	50.00%	0.00%	0.61%	98.71%	0.61%	0.08%	0.81%	98.06%	1.05%	0.08%	
PEAK HR :	11:15 AM - 12:15 PM																TOTAL
PEAK HR VOL :	3	1	6	0	8	0	8	0	5	670	4	0	8	619	6	1	1339
PEAK HR FACTOR :	0.375	0.250	0.500	0.000	0.500	0.000	0.500	0.000	0.625	0.968	1.000	0.000	0.500	0.916	0.375	0.250	0.976
	0.417				0.500				0.964				0.911				

PM

	NORTHBOUND				SOUTHBOUND				EASTBOUND				WESTBOUND				
	0	1	0	0	0	1	0	0	1	2	0	0	1	2	0	0	
	NL	NT	NR	NU	SL	ST	SR	SU	EL	ET	ER	EU	WL	WT	WR	WU	TOTAL
4:00 PM	2	0	2	0	2	0	4	0	1	196	3	0	0	150	3	1	364
4:15 PM	4	0	2	0	1	0	1	0	5	156	1	0	1	153	5	3	332
4:30 PM	1	0	1	0	2	1	0	0	2	209	0	0	0	181	1	0	398
4:45 PM	0	0	2	0	0	0	1	1	0	242	0	1	0	150	1	0	398
5:00 PM	2	0	0	0	0	0	4	0	3	255	2	0	0	166	2	0	434
5:15 PM	1	0	2	0	0	0	2	0	1	266	2	0	2	149	2	0	427
5:30 PM	2	0	3	0	3	0	1	0	2	272	0	0	0	147	2	0	432
5:45 PM	0	0	1	0	0	0	3	0	0	210	2	1	2	118	1	0	338
	NL	NT	NR	NU	SL	ST	SR	SU	EL	ET	ER	EU	WL	WT	WR	WU	TOTAL
TOTAL VOLUMES :	12	0	13	0	8	1	16	1	14	1806	10	2	5	1214	17	4	3123
APPROACH %'s :	48.00%	0.00%	52.00%	0.00%	30.77%	3.85%	61.54%	3.85%	0.76%	98.58%	0.55%	0.11%	0.40%	97.90%	1.37%	0.32%	
PEAK HR :	04:45 PM - 05:45 PM																TOTAL
PEAK HR VOL :	5	0	7	0	3	0	8	1	6	1035	4	1	2	612	7	0	1691
PEAK HR FACTOR :	0.625	0.000	0.583	0.000	0.250	0.000	0.500	0.250	0.500	0.951	0.500	0.250	0.250	0.922	0.875	0.000	0.974
	0.600				0.750				0.954				0.924				

Prepared by National Data & Surveying Services

S Reese Pl & W Alameda Ave

Peak Hour Turning Movement Count

ID: 22-020023-009
City: Burbank

Day: Tuesday
Date: 1/18/2022

PEAK HOURS	COUNT PERIODS
07:30 AM - 08:30 AM	7:00 AM - 09:00 AM
11:15 AM - 12:15 PM	11:00 AM - 01:00 PM
04:45 PM - 05:45 PM	4:00 PM - 06:00 PM

SOUTHBOUND (S Reese Pl)

AM	9	0	7	0	12	AM
NOON	8	0	8	0	12	NOON
PM	8	0	3	1	14	PM

EASTBOUND (W Alameda Ave)

AM	NOON	PM		
743	630	626	⇦	
0	0	1	↰	0
6	5	6	↱	1
536	670	1035	→	2
4	4	4	↳	0

WESTBOUND (W Alameda Ave)

		PM	NOON	AM
0	↰	7	6	6
2	←	612	619	730
1	↰	2	8	4
0	↰	0	1	0
	⇨	1045	685	552

NORTHBOUND (S Reese Pl)

PM	6	0	5	0	7	PM
NOON	12	0	3	1	6	NOON
AM	8	0	4	0	9	AM

0	1	0	0
0	0	1	0

CONTROL

Signalized

	AM	NOON	PM
TEV	1315	1339	1691
PHF	0.80	0.98	0.97

Totals (AM)

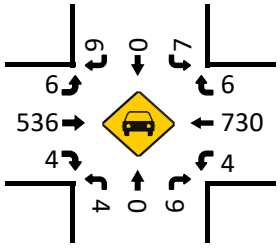

Totals (NOON)

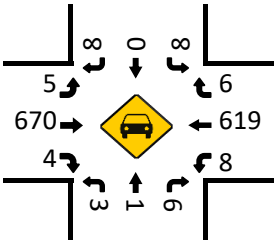

Totals (PM)

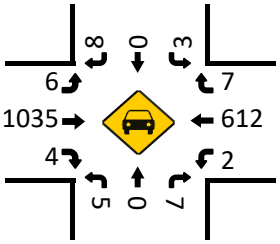

Totals (AM)

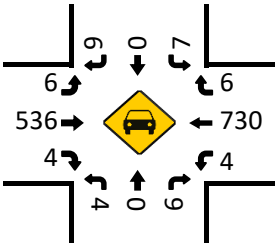

Totals (NOON)

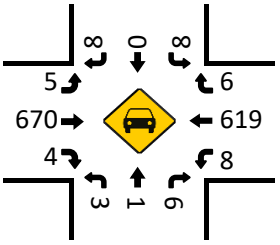

Totals (PM)

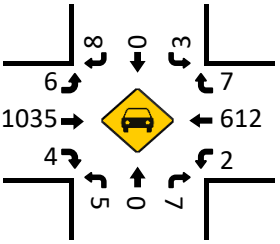

Pedestrians (Crosswalks)

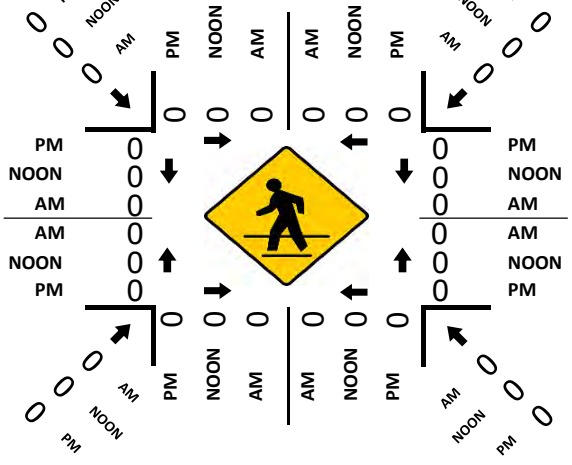

National Data & Surveying Services Intersection Turning Movement Count

Location: S Mariposa St & W Alameda Ave
City: Burbank
Control: Signalized

Project ID: 22-020023-008
Date: 1/18/2022

Data - Totals

NS/EW Streets:	S Mariposa St				S Mariposa St				W Alameda Ave				W Alameda Ave				
AM	NORTHBOUND				SOUTHBOUND				EASTBOUND				WESTBOUND				
	0	1	0	0	0	1	0	0	1	2	0	0	1	2	0	0	
	NL	NT	NR	NU	SL	ST	SR	SU	EL	ET	ER	EU	WL	WT	WR	WU	TOTAL
7:00 AM	0	1	3	0	6	0	3	0	4	62	2	0	1	100	5	0	187
7:15 AM	0	0	4	0	8	1	2	0	11	72	2	0	1	111	14	0	226
7:30 AM	3	3	3	0	9	0	11	0	30	111	1	0	0	158	28	0	357
7:45 AM	3	3	5	1	28	2	35	0	45	116	1	0	0	176	48	0	463
8:00 AM	0	0	9	0	5	1	9	0	8	132	1	0	2	139	13	0	319
8:15 AM	0	2	11	0	4	1	6	0	3	120	2	0	2	155	3	1	310
8:30 AM	0	0	7	0	2	0	1	0	2	102	1	0	3	161	7	1	287
8:45 AM	1	3	2	0	5	0	2	0	2	132	0	0	1	165	4	0	317
	NL	NT	NR	NU	SL	ST	SR	SU	EL	ET	ER	EU	WL	WT	WR	WU	TOTAL
TOTAL VOLUMES :	7	12	44	1	67	5	69	0	105	847	10	0	10	1165	122	2	2466
APPROACH %'s :	10.94%	18.75%	68.75%	1.56%	47.52%	3.55%	48.94%	0.00%	10.91%	88.05%	1.04%	0.00%	0.77%	89.68%	9.39%	0.15%	
PEAK HR :	07:30 AM - 08:30 AM																TOTAL
PEAK HR VOL :	6	8	28	1	46	4	61	0	86	479	5	0	4	628	92	1	1449
PEAK HR FACTOR :	0.500	0.667	0.636	0.250	0.411	0.500	0.436	0.000	0.478	0.907	0.625	0.000	0.500	0.892	0.479	0.250	0.782
	0.827				0.427				0.880				0.809				

NOON	NORTHBOUND				SOUTHBOUND				EASTBOUND				WESTBOUND				
	0	1	0	0	0	1	0	0	1	2	0	0	1	2	0	0	
	NL	NT	NR	NU	SL	ST	SR	SU	EL	ET	ER	EU	WL	WT	WR	WU	TOTAL
11:00 AM	1	0	6	0	4	1	3	0	4	138	1	0	2	158	4	1	323
11:15 AM	1	0	3	0	6	0	6	0	3	159	1	0	1	151	11	0	342
11:30 AM	0	2	3	0	3	0	2	0	3	183	1	0	1	143	3	0	344
11:45 AM	2	2	3	0	11	1	1	0	4	171	3	0	2	149	4	1	354
12:00 PM	1	0	6	0	4	1	1	0	1	164	3	0	3	190	10	0	384
12:15 PM	3	2	3	0	3	0	2	0	1	163	0	0	2	132	7	0	318
12:30 PM	1	3	4	0	3	1	3	0	2	181	0	0	1	149	7	1	356
12:45 PM	2	1	3	0	7	0	2	0	0	163	3	0	7	173	6	1	368
	NL	NT	NR	NU	SL	ST	SR	SU	EL	ET	ER	EU	WL	WT	WR	WU	TOTAL
TOTAL VOLUMES :	11	10	31	0	41	4	20	0	18	1322	12	0	19	1245	52	4	2789
APPROACH %'s :	21.15%	19.23%	59.62%	0.00%	63.08%	6.15%	30.77%	0.00%	1.33%	97.78%	0.89%	0.00%	1.44%	94.32%	3.94%	0.30%	
PEAK HR :	12:00 PM - 01:00 PM																TOTAL
PEAK HR VOL :	7	6	16	0	17	2	8	0	4	671	6	0	13	644	30	2	1426
PEAK HR FACTOR :	0.583	0.500	0.667	0.000	0.607	0.500	0.667	0.000	0.500	0.927	0.500	0.000	0.464	0.847	0.750	0.500	0.928
	0.906				0.750				0.930				0.849				

PM	NORTHBOUND				SOUTHBOUND				EASTBOUND				WESTBOUND				
	0	1	0	0	0	1	0	0	1	2	0	0	1	2	0	0	
	NL	NT	NR	NU	SL	ST	SR	SU	EL	ET	ER	EU	WL	WT	WR	WU	TOTAL
4:00 PM	0	4	16	0	10	3	5	0	2	206	2	0	2	162	6	0	418
4:15 PM	2	0	7	0	18	1	5	0	0	158	1	1	0	164	6	0	363
4:30 PM	2	0	5	0	9	0	0	0	4	210	2	0	3	186	10	0	431
4:45 PM	1	3	5	0	3	1	1	0	4	236	1	0	7	160	12	0	434
5:00 PM	1	0	7	0	6	1	5	0	3	249	2	0	3	172	5	1	455
5:15 PM	1	1	2	0	4	1	4	0	5	272	0	0	2	149	8	0	449
5:30 PM	1	0	4	0	7	0	3	0	4	274	2	0	5	158	7	0	465
5:45 PM	1	0	4	0	3	0	4	0	6	206	1	0	2	127	5	0	359
	NL	NT	NR	NU	SL	ST	SR	SU	EL	ET	ER	EU	WL	WT	WR	WU	TOTAL
TOTAL VOLUMES :	9	8	50	0	60	7	27	0	28	1811	11	1	24	1278	59	1	3374
APPROACH %'s :	13.43%	11.94%	74.63%	0.00%	63.83%	7.45%	28.72%	0.00%	1.51%	97.84%	0.59%	0.05%	1.76%	93.83%	4.33%	0.07%	
PEAK HR :	04:45 PM - 05:45 PM																TOTAL
PEAK HR VOL :	4	4	18	0	20	3	13	0	16	1031	5	0	17	639	32	1	1803
PEAK HR FACTOR :	1.000	0.333	0.643	0.000	0.714	0.750	0.650	0.000	0.800	0.941	0.625	0.000	0.607	0.929	0.667	0.250	0.969
	0.722				0.750				0.939				0.952				

Prepared by National Data & Surveying Services

S Mariposa St & W Alameda Ave

Peak Hour Turning Movement Count

ID: 22-020023-008
City: Burbank

Day: Tuesday
Date: 1/18/2022

PEAK HOURS	COUNT PERIODS
07:30 AM - 08:30 AM	7:00 AM - 09:00 AM
12:00 PM - 01:00 PM	11:00 AM - 01:00 PM
04:45 PM - 05:45 PM	4:00 PM - 06:00 PM

SOUTHBOUND (S Mariposa St)

AM	61	4	46	0	186	AM
NOON	8	2	17	0	40	NOON
PM	13	3	20	0	52	PM
	0	1	0	0		

EASTBOUND (W Alameda Ave)

AM	NOON	PM	
695	659	656	⇦
0	0	0	0
86	4	16	1
479	671	1031	2
5	6	5	0
AM	NOON	PM	

WESTBOUND (W Alameda Ave)

PM	NOON	AM	
32	30	92	0
639	644	628	2
17	13	4	1
1	2	1	0
1070	706	554	⇨
PM	NOON	AM	

NORTHBOUND (S Mariposa St)

PM	25	0	4	4	18	PM
NOON	21	0	7	6	16	NOON
AM	14	1	6	8	28	AM
		0	0	1	0	

CONTROL			
Signalized			
TEV	1449	1426	1803
	AM	NOON	PM
PHF	0.78	0.93	0.97

Totals (AM)

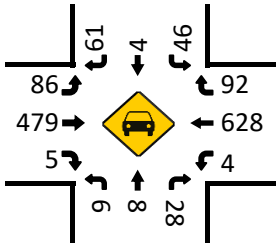

Totals (AM)

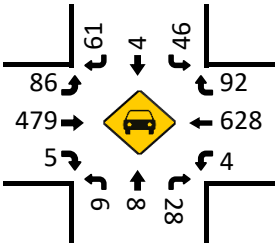

Totals (NOON)

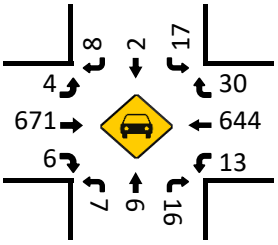

Totals (NOON)

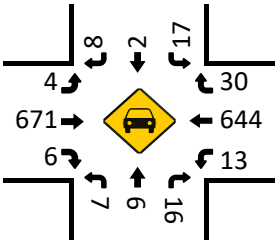

Totals (PM)

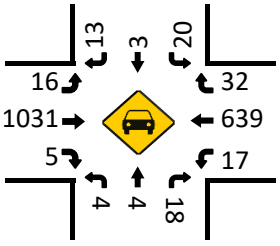

Totals (PM)

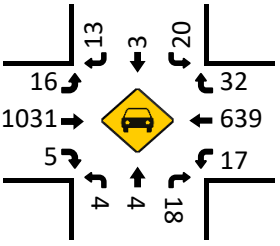

Pedestrians (Crosswalks)

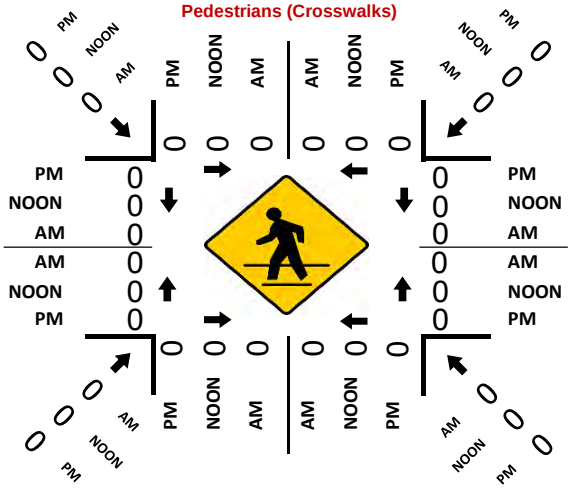

National Data & Surveying Services Intersection Turning Movement Count

Location: S Main St & W Oak St
City: Burbank
Control: 3-Way Stop(NB/SB/EB)

Project ID: 22-020023-007
Date: 1/18/2022

Data - Totals

NS/EW Streets:	S Main St				S Main St				W Oak St				W Oak St				
AM	NORTHBOUND				SOUTHBOUND				EASTBOUND				WESTBOUND				
	0	1	0	0	0	1	0	0	0	1	0	0	0	0	0	0	
	NL	NT	NR	NU	SL	ST	SR	SU	EL	ET	ER	EU	WL	WT	WR	WU	TOTAL
7:00 AM	7	7	0	0	0	22	4	0	0	0	11	0	0	0	0	0	51
7:15 AM	9	6	0	0	0	18	5	0	1	0	13	0	0	0	0	0	52
7:30 AM	21	14	0	0	0	38	26	0	6	0	44	0	0	0	0	0	149
7:45 AM	34	15	0	0	0	43	27	0	5	0	62	0	0	0	0	0	186
8:00 AM	9	15	0	0	0	69	5	0	4	0	35	0	0	0	0	0	137
8:15 AM	12	22	0	0	0	41	5	0	0	0	26	0	0	0	0	0	106
8:30 AM	10	22	0	0	0	39	2	0	2	0	12	0	0	0	0	0	87
8:45 AM	7	17	0	0	0	37	1	0	1	0	8	0	0	0	0	0	71
	NL	NT	NR	NU	SL	ST	SR	SU	EL	ET	ER	EU	WL	WT	WR	WU	TOTAL
TOTAL VOLUMES :	109	118	0	0	0	307	75	0	19	0	211	0	0	0	0	0	839
APPROACH %'s :	48.02%	51.98%	0.00%	0.00%	0.00%	80.37%	19.63%	0.00%	8.26%	0.00%	91.74%	0.00%					
PEAK HR :	07:30 AM - 08:30 AM																TOTAL
PEAK HR VOL :	76	66	0	0	0	191	63	0	15	0	167	0	0	0	0	0	578
PEAK HR FACTOR :	0.559	0.750	0.000	0.000	0.000	0.692	0.583	0.000	0.625	0.000	0.673	0.000	0.000	0.000	0.000	0.000	0.777
	0.724				0.858				0.679								

NOON	NORTHBOUND				SOUTHBOUND				EASTBOUND				WESTBOUND				
	0	1	0	0	0	1	0	0	0	1	0	0	0	0	0	0	
	NL	NT	NR	NU	SL	ST	SR	SU	EL	ET	ER	EU	WL	WT	WR	WU	TOTAL
11:00 AM	12	27	0	1	0	36	1	0	1	0	12	0	0	0	0	0	90
11:15 AM	12	28	0	0	0	21	7	0	3	0	7	0	0	0	0	0	78
11:30 AM	9	17	0	1	0	44	6	0	3	0	12	0	0	0	0	0	92
11:45 AM	9	29	0	0	0	60	3	0	0	0	12	0	0	0	0	0	113
12:00 PM	12	38	0	0	0	33	2	0	4	0	21	0	0	0	0	0	110
12:15 PM	10	36	0	0	0	38	2	0	2	0	16	0	0	0	0	0	104
12:30 PM	15	20	0	0	0	39	2	0	1	0	14	0	0	0	0	0	91
12:45 PM	13	17	0	1	0	39	7	0	2	0	13	0	0	0	0	0	92
	NL	NT	NR	NU	SL	ST	SR	SU	EL	ET	ER	EU	WL	WT	WR	WU	TOTAL
TOTAL VOLUMES :	92	212	0	3	0	310	30	0	16	0	107	0	0	0	0	0	770
APPROACH %'s :	29.97%	69.06%	0.00%	0.98%	0.00%	91.18%	8.82%	0.00%	13.01%	0.00%	86.99%	0.00%					
PEAK HR :	11:30 AM - 12:30 PM																TOTAL
PEAK HR VOL :	40	120	0	1	0	175	13	0	9	0	61	0	0	0	0	0	419
PEAK HR FACTOR :	0.833	0.789	0.000	0.250	0.000	0.729	0.542	0.000	0.563	0.000	0.726	0.000	0.000	0.000	0.000	0.000	0.927
	0.805				0.746				0.700								

PM	NORTHBOUND				SOUTHBOUND				EASTBOUND				WESTBOUND				
	0	1	0	0	0	1	0	0	0	1	0	0	0	0	0	0	
	NL	NT	NR	NU	SL	ST	SR	SU	EL	ET	ER	EU	WL	WT	WR	WU	TOTAL
4:00 PM	13	41	0	0	0	37	5	0	2	0	17	0	0	0	0	0	115
4:15 PM	19	28	0	0	0	39	5	0	3	0	18	0	0	0	0	0	112
4:30 PM	13	29	0	0	0	31	3	0	0	0	17	0	0	0	0	0	93
4:45 PM	17	26	0	0	0	34	1	0	4	0	18	0	0	0	0	0	100
5:00 PM	12	18	0	0	0	40	3	0	2	0	23	0	0	0	0	0	98
5:15 PM	11	23	0	0	0	42	5	0	2	0	17	0	0	0	0	0	100
5:30 PM	12	27	0	0	0	43	1	0	1	0	13	0	0	0	0	0	97
5:45 PM	22	13	0	0	0	21	2	0	2	0	11	0	0	0	0	0	71
	NL	NT	NR	NU	SL	ST	SR	SU	EL	ET	ER	EU	WL	WT	WR	WU	TOTAL
TOTAL VOLUMES :	119	205	0	0	0	287	25	0	16	0	134	0	0	0	0	0	786
APPROACH %'s :	36.73%	63.27%	0.00%	0.00%	0.00%	91.99%	8.01%	0.00%	10.67%	0.00%	89.33%	0.00%					
PEAK HR :	04:00 PM - 05:00 PM																TOTAL
PEAK HR VOL :	62	124	0	0	0	141	14	0	9	0	70	0	0	0	0	0	420
PEAK HR FACTOR :	0.816	0.756	0.000	0.000	0.000	0.904	0.700	0.000	0.563	0.000	0.972	0.000	0.000	0.000	0.000	0.000	0.913
	0.861				0.881				0.898								

Prepared by National Data & Surveying Services

S Main St & W Oak St

Peak Hour Turning Movement Count

ID: 22-020023-007
City: Burbank

Day: Tuesday
Date: 1/18/2022

PEAK HOURS	
AM	07:30 AM - 08:30 AM
NOON	11:30 AM - 12:30 PM
PM	04:00 PM - 05:00 PM

COUNT PERIODS	
AM	7:00 AM - 09:00 AM
NOON	11:00 AM - 01:00 PM
PM	4:00 PM - 06:00 PM

SOUTHBOUND (S Main St)

AM	63	191	0	0	81	AM
NOON	13	175	0	0	129	NOON
PM	14	141	0	0	133	PM

EASTBOUND (W Oak St)

AM	NOON	PM		
139	53	76		
0	0	0		0
15	9	9		0
0	0	0		1
167	61	70		0

WESTBOUND (W Oak St)

		PM	NOON	AM
0		0	0	0
0		0	0	0
0		0	0	0
0		0	0	0
		0	0	0

NORTHBOUND (S Main St)

PM	211	0	62	124	0	PM
NOON	237	1	40	120	0	NOON
AM	358	0	76	66	0	AM

0 1 0 0

0 0 1 0

CONTROL

3-Way Stop(NB/SB/EB)

	AM	NOON	PM
TEV	578	419	420
PHF	0.78	0.93	0.91

Totals (AM)

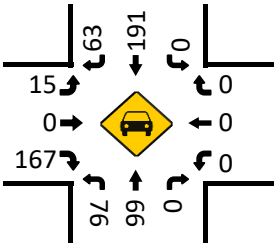

Totals (NOON)

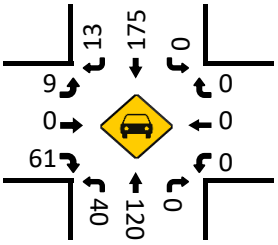

Totals (PM)

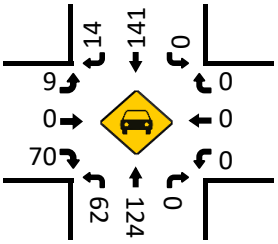

Totals (AM)

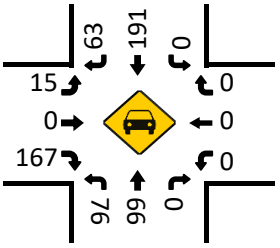

Totals (NOON)

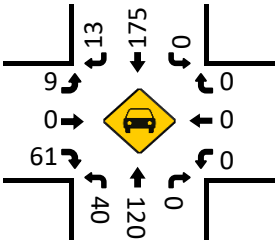

Totals (PM)

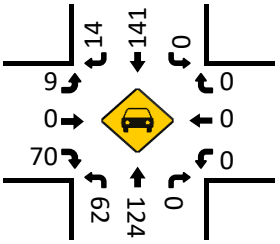

Pedestrians (Crosswalks)

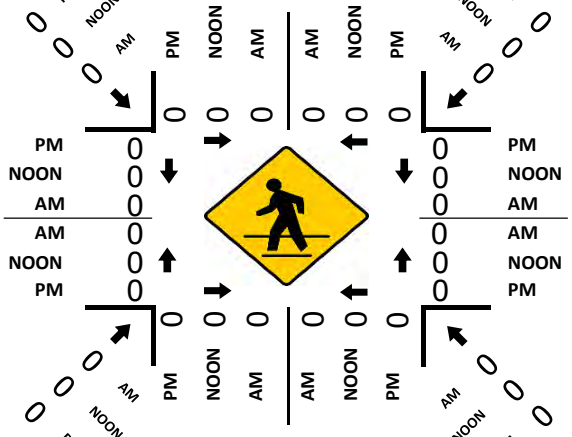

National Data & Surveying Services Intersection Turning Movement Count

Location: Victory Blvd & W Olive Ave
City: Burbank
Control: Signalized

Project ID: 22-020023-006
Date: 1/18/2022

Data - Totals

NS/EW Streets:	Victory Blvd				Victory Blvd				W Olive Ave				W Olive Ave				
AM	NORTHBOUND				SOUTHBOUND				EASTBOUND				WESTBOUND				
	1	2	1	0	1	2	1	0	1	2	0	0	1	2	1	0	
	NL	NT	NR	NU	SL	ST	SR	SU	EL	ET	ER	EU	WL	WT	WR	WU	TOTAL
7:00 AM	4	35	9	0	14	59	19	0	30	34	5	0	9	72	5	0	295
7:15 AM	7	50	11	0	23	77	35	0	15	61	6	0	9	67	13	0	374
7:30 AM	10	79	20	0	30	141	54	0	28	72	7	0	20	141	18	0	620
7:45 AM	22	88	23	0	45	152	48	0	41	95	3	0	21	119	19	0	676
8:00 AM	14	104	31	0	33	139	67	0	44	90	8	0	23	136	19	0	708
8:15 AM	22	89	15	0	28	141	58	0	38	76	10	0	5	120	20	0	622
8:30 AM	16	91	24	0	35	108	47	0	49	106	7	0	21	113	23	0	640
8:45 AM	13	84	24	1	24	118	61	0	40	107	7	0	18	116	18	0	631
	NL	NT	NR	NU	SL	ST	SR	SU	EL	ET	ER	EU	WL	WT	WR	WU	TOTAL
TOTAL VOLUMES :	108	620	157	1	232	935	389	0	285	641	53	0	126	884	135	0	4566
APPROACH %'s :	12.19%	69.98%	17.72%	0.11%	14.91%	60.09%	25.00%	0.00%	29.11%	65.47%	5.41%	0.00%	11.00%	77.21%	11.79%	0.00%	
PEAK HR :	07:45 AM - 08:45 AM																TOTAL
PEAK HR VOL :	74	372	93	0	141	540	220	0	172	367	28	0	70	488	81	0	2646
PEAK HR FACTOR :	0.841	0.894	0.750	0.000	0.783	0.888	0.821	0.000	0.878	0.866	0.700	0.000	0.761	0.897	0.880	0.000	0.934
	0.904				0.919				0.875				0.897				

NOON	NORTHBOUND				SOUTHBOUND				EASTBOUND				WESTBOUND				
	1	2	1	0	1	2	1	0	1	2	0	0	1	2	1	0	
	NL	NT	NR	NU	SL	ST	SR	SU	EL	ET	ER	EU	WL	WT	WR	WU	TOTAL
11:00 AM	12	101	21	0	30	119	66	0	61	108	12	0	15	108	38	0	691
11:15 AM	8	112	19	0	39	127	44	0	54	107	6	0	22	122	34	0	694
11:30 AM	16	125	24	0	41	112	81	0	49	106	7	0	23	97	29	0	710
11:45 AM	11	98	32	0	41	165	74	0	69	132	10	0	19	103	46	0	800
12:00 PM	15	103	29	0	31	121	68	0	58	110	9	0	13	125	29	0	711
12:15 PM	13	90	23	0	38	124	70	0	68	128	12	0	26	119	25	0	736
12:30 PM	15	102	32	0	39	140	67	0	47	114	11	0	25	145	39	0	776
12:45 PM	11	94	22	0	36	135	73	0	75	150	11	0	17	114	33	0	771
	NL	NT	NR	NU	SL	ST	SR	SU	EL	ET	ER	EU	WL	WT	WR	WU	TOTAL
TOTAL VOLUMES :	101	825	202	0	295	1043	543	0	481	955	78	0	160	933	273	0	5889
APPROACH %'s :	8.95%	73.14%	17.91%	0.00%	15.68%	55.45%	28.87%	0.00%	31.77%	63.08%	5.15%	0.00%	11.71%	68.30%	19.99%	0.00%	
PEAK HR :	11:45 AM - 12:45 PM																TOTAL
PEAK HR VOL :	54	393	116	0	149	550	279	0	242	484	42	0	83	492	139	0	3023
PEAK HR FACTOR :	0.900	0.954	0.906	0.000	0.909	0.833	0.943	0.000	0.877	0.917	0.875	0.000	0.798	0.848	0.755	0.000	0.945
	0.945				0.873				0.910				0.854				

PM	NORTHBOUND				SOUTHBOUND				EASTBOUND				WESTBOUND				
	1	2	1	0	1	2	1	0	1	2	0	0	1	2	1	0	
	NL	NT	NR	NU	SL	ST	SR	SU	EL	ET	ER	EU	WL	WT	WR	WU	TOTAL
4:00 PM	15	119	33	0	37	165	79	0	61	178	7	0	25	130	37	0	886
4:15 PM	12	98	32	0	19	177	57	0	52	160	10	0	21	131	37	0	806
4:30 PM	11	122	32	0	35	152	83	0	39	166	5	0	16	103	26	0	790
4:45 PM	10	149	20	0	29	158	56	0	46	168	13	0	13	117	42	0	821
5:00 PM	9	116	27	0	25	151	69	0	57	172	17	0	18	152	35	0	848
5:15 PM	16	118	22	0	40	184	96	0	49	145	7	0	18	129	37	0	861
5:30 PM	16	112	23	0	31	142	61	0	64	176	5	0	26	144	29	0	829
5:45 PM	14	101	17	0	36	150	69	0	47	170	6	0	17	96	28	0	751
	NL	NT	NR	NU	SL	ST	SR	SU	EL	ET	ER	EU	WL	WT	WR	WU	TOTAL
TOTAL VOLUMES :	103	935	206	0	252	1279	570	0	415	1335	70	0	154	1002	271	0	6592
APPROACH %'s :	8.28%	75.16%	16.56%	0.00%	11.99%	60.88%	27.13%	0.00%	22.80%	73.35%	3.85%	0.00%	10.79%	70.22%	18.99%	0.00%	
PEAK HR :	04:45 PM - 05:45 PM																TOTAL
PEAK HR VOL :	51	495	92	0	125	635	282	0	216	661	42	0	75	542	143	0	3359
PEAK HR FACTOR :	0.797	0.831	0.852	0.000	0.781	0.863	0.734	0.000	0.844	0.939	0.618	0.000	0.721	0.891	0.851	0.000	0.975
	0.891				0.814				0.934				0.927				

Prepared by National Data & Surveying Services

Victory Blvd & W Olive Ave

Peak Hour Turning Movement Count

ID: 22-020023-006
City: Burbank

Day: Tuesday
Date: 1/18/2022

PEAK HOURS	COUNT PERIODS
07:45 AM - 08:45 AM	7:00 AM - 09:00 AM
11:45 AM - 12:45 PM	11:00 AM - 01:00 PM
04:45 PM - 05:45 PM	4:00 PM - 06:00 PM

SOUTHBOUND (Victory Blvd)

AM	220	540	141	0	625	AM
NOON	279	550	149	0	774	NOON
PM	282	635	125	0	854	PM
	1	2	1	0		

EASTBOUND (W Olive Ave)

AM	NOON	PM		
782	825	875		
0	0	0	0	
172	242	216	1	
367	484	661	2	
28	42	42	0	
AM	NOON	PM		

WESTBOUND (W Olive Ave)

PM	NOON	AM		
143	139	81	1	
542	492	488	2	
75	83	70	1	
0	0	0	0	
878	749	601		
PM	NOON	AM		

NORTHBOUND (Victory Blvd)

	0	1	2	1		
PM	752	0	51	495	92	PM
NOON	675	0	54	393	116	NOON
AM	638	0	74	372	93	AM

CONTROL			
Signalized			
TEV	2646 AM	3023 NOON	3359 PM
PHF	0.93	0.94	0.98

Totals (AM)

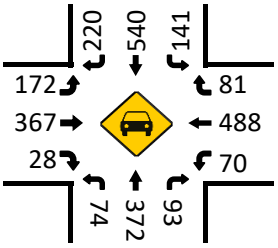

Totals (NOON)

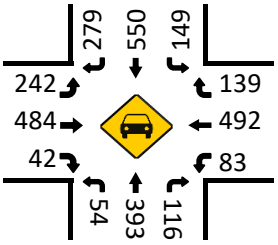

Totals (PM)

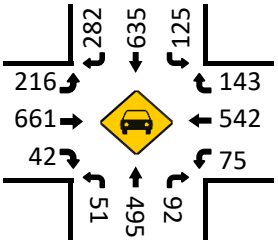

Totals (AM)

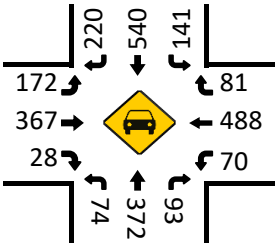

Totals (NOON)

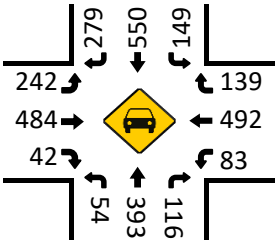

Totals (PM)

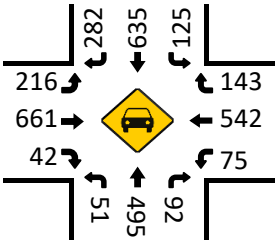

Pedestrians (Crosswalks)

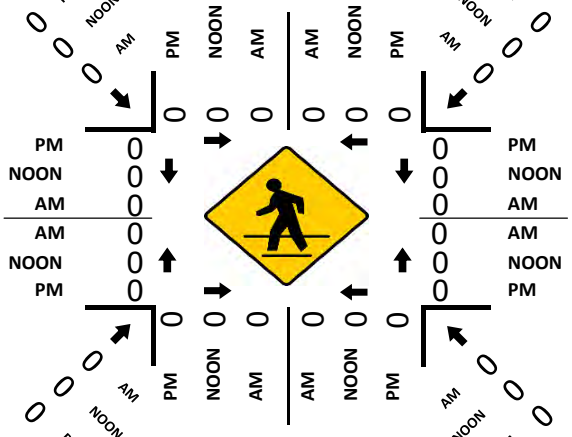

National Data & Surveying Services Intersection Turning Movement Count

Location: S Virginia Ave & W Olive Ave
City: Burbank
Control: Signalized

Project ID: 22-020023-005
Date: 1/18/2022

Data - Totals

NS/EW Streets: S Virginia Ave | S Virginia Ave | W Olive Ave | W Olive Ave

AM

	NORTHBOUND				SOUTHBOUND				EASTBOUND				WESTBOUND				
	0	1	0	0	0	0	0	0	0	2	0	0	1	2	0	0	
	NL	NT	NR	NU	SL	ST	SR	SU	EL	ET	ER	EU	WL	WT	WR	WU	TOTAL
7:00 AM	1	0	5	0	0	0	0	0	0	63	3	0	3	90	0	0	165
7:15 AM	1	0	3	0	0	0	0	0	0	80	1	0	1	110	0	0	196
7:30 AM	3	0	11	0	0	0	0	0	0	96	4	0	6	194	0	0	314
7:45 AM	30	0	24	0	0	0	0	0	0	156	9	0	4	171	0	0	394
8:00 AM	4	0	8	0	0	0	0	0	0	108	6	0	4	176	0	1	307
8:15 AM	2	0	15	0	0	0	0	0	0	133	3	0	5	190	0	1	349
8:30 AM	4	0	10	0	0	0	0	0	0	138	3	0	2	151	0	0	308
8:45 AM	2	0	6	0	0	0	0	0	0	155	3	0	1	185	0	1	353
	NL	NT	NR	NU	SL	ST	SR	SU	EL	ET	ER	EU	WL	WT	WR	WU	TOTAL
TOTAL VOLUMES :	47	0	82	0	0	0	0	0	0	929	32	0	26	1267	0	3	2386
APPROACH %'s :	36.43%	0.00%	63.57%	0.00%					0.00%	96.67%	3.33%	0.00%	2.01%	97.76%	0.00%	0.23%	
PEAK HR :	07:30 AM - 08:30 AM																TOTAL
PEAK HR VOL :	39	0	58	0	0	0	0	0	0	493	22	0	19	731	0	2	1364
PEAK HR FACTOR :	0.325	0.000	0.604	0.000	0.000	0.000	0.000	0.000	0.000	0.790	0.611	0.000	0.792	0.942	0.000	0.500	0.865
	0.449								0.780				0.940				

NOON

	NORTHBOUND				SOUTHBOUND				EASTBOUND				WESTBOUND				
	0	1	0	0	0	0	0	0	0	2	0	0	1	2	0	0	
	NL	NT	NR	NU	SL	ST	SR	SU	EL	ET	ER	EU	WL	WT	WR	WU	TOTAL
11:00 AM	5	0	8	0	0	0	0	0	0	164	5	0	3	185	0	0	370
11:15 AM	1	0	7	0	0	0	0	0	0	157	2	0	1	155	0	0	323
11:30 AM	3	0	10	0	0	0	0	0	0	160	4	0	6	187	0	1	371
11:45 AM	3	0	5	0	0	0	0	0	0	214	5	0	4	191	0	0	422
12:00 PM	7	0	9	0	0	0	0	0	0	183	9	0	4	202	0	1	415
12:15 PM	5	0	5	0	0	0	0	0	0	211	4	0	5	191	0	0	421
12:30 PM	2	0	10	0	0	0	0	0	0	166	3	0	3	205	0	3	392
12:45 PM	3	0	15	0	0	0	0	0	0	225	5	0	7	193	0	1	449
	NL	NT	NR	NU	SL	ST	SR	SU	EL	ET	ER	EU	WL	WT	WR	WU	TOTAL
TOTAL VOLUMES :	29	0	69	0	0	0	0	0	0	1480	37	0	33	1509	0	6	3163
APPROACH %'s :	29.59%	0.00%	70.41%	0.00%					0.00%	97.56%	2.44%	0.00%	2.13%	97.48%	0.00%	0.39%	
PEAK HR :	12:00 PM - 01:00 PM																TOTAL
PEAK HR VOL :	17	0	39	0	0	0	0	0	0	785	21	0	19	791	0	5	1677
PEAK HR FACTOR :	0.607	0.000	0.650	0.000	0.000	0.000	0.000	0.000	0.000	0.872	0.583	0.000	0.679	0.965	0.000	0.417	0.934
	0.778								0.876				0.966				

PM

	NORTHBOUND				SOUTHBOUND				EASTBOUND				WESTBOUND				
	0	1	0	0	0	0	0	0	0	2	0	0	1	2	0	0	
	NL	NT	NR	NU	SL	ST	SR	SU	EL	ET	ER	EU	WL	WT	WR	WU	TOTAL
4:00 PM	5	0	13	0	0	0	0	0	0	230	3	0	4	232	0	1	488
4:15 PM	3	0	8	0	0	0	0	0	0	214	4	0	6	197	0	1	433
4:30 PM	6	0	8	0	0	0	0	0	0	212	3	1	7	193	0	1	431
4:45 PM	5	0	9	0	0	0	0	0	0	228	2	0	2	176	0	1	423
5:00 PM	0	0	10	0	0	0	0	0	0	229	4	0	6	202	0	1	452
5:15 PM	3	0	8	0	0	0	0	0	0	202	2	0	3	241	0	2	461
5:30 PM	5	0	7	1	0	0	0	0	0	233	5	0	5	202	0	1	459
5:45 PM	3	0	6	0	0	0	0	0	0	211	3	0	1	180	0	0	404
	NL	NT	NR	NU	SL	ST	SR	SU	EL	ET	ER	EU	WL	WT	WR	WU	TOTAL
TOTAL VOLUMES :	30	0	69	1	0	0	0	0	0	1759	26	1	34	1623	0	8	3551
APPROACH %'s :	30.00%	0.00%	69.00%	1.00%					0.00%	98.49%	1.46%	0.06%	2.04%	97.48%	0.00%	0.48%	
PEAK HR :	04:45 PM - 05:45 PM																TOTAL
PEAK HR VOL :	13	0	34	1	0	0	0	0	0	892	13	0	16	821	0	5	1795
PEAK HR FACTOR :	0.650	0.000	0.850	0.250	0.000	0.000	0.000	0.000	0.000	0.957	0.650	0.000	0.667	0.852	0.000	0.625	0.973
	0.857								0.951				0.856				

Prepared by National Data & Surveying Services

S Virginia Ave & W Olive Ave

Peak Hour Turning Movement Count

ID: 22-020023-005
City: Burbank

Day: Tuesday
Date: 1/18/2022

PEAK HOURS		COUNT PERIODS	
AM	07:30 AM - 08:30 AM	AM	7:00 AM - 09:00 AM
NOON	12:00 PM - 01:00 PM	NOON	11:00 AM - 01:00 PM
PM	04:45 PM - 05:45 PM	PM	4:00 PM - 06:00 PM

SOUTHBOUND (S Virginia Ave)

AM	0	0	0	0	0	AM
NOON	0	0	0	0	0	NOON
PM	0	0	0	0	0	PM

EASTBOUND (W Olive Ave)

AM	NOON	PM		
770	808	834	⇦	
0	0	0	↶	0
0	0	0	↱	0
493	785	892	→	2
22	21	13	↳	0
AM	NOON	PM		

WESTBOUND (W Olive Ave)

PM	NOON	AM		
0	0	0	↰	0
821	791	731	←	2
16	19	19	↰	1
5	5	2	↶	0
931	829	553	⇨	
PM	NOON	AM		

NORTHBOUND (S Virginia Ave)

PM	30	1	13	0	34	PM
NOON	40	0	17	0	39	NOON
AM	41	0	39	0	58	AM

⇩	↶	↰	↑	↱
0	0	1	0	

CONTROL			
Signalized			
TEV	1364	1677	1795
	AM	NOON	PM
PHF	0.87	0.93	0.97

Totals (AM)

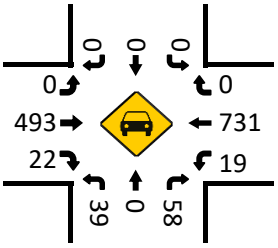

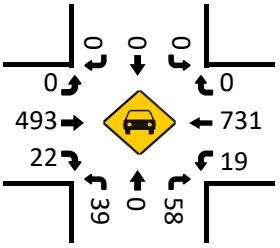

Totals (NOON)

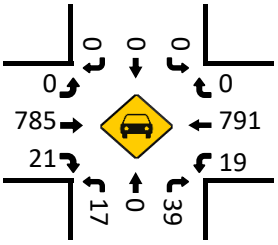

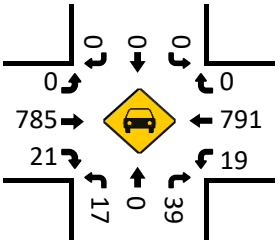

Totals (PM)

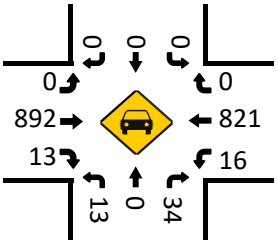

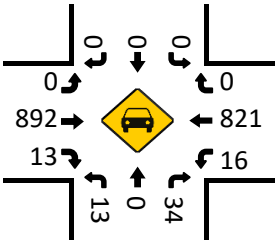

Pedestrians (Crosswalks)

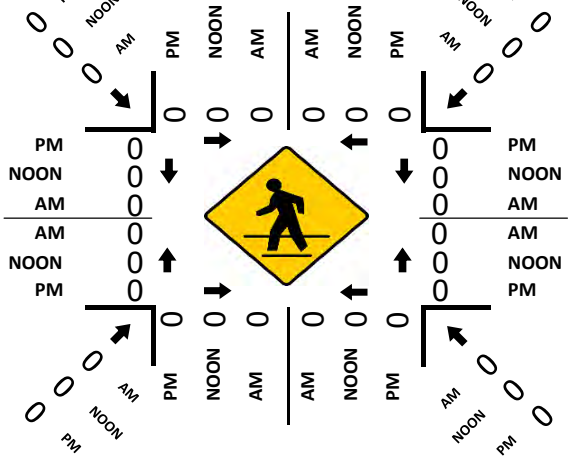

National Data & Surveying Services **Intersection Turning Movement Count**

Location: N Sparks St & W Olive Ave/W Verdugo Ave
City: Burbank
Control: Signalized

Project ID: 22-020023-004
Date: 1/18/2022

Data - Totals

NS/EW Streets: N Sparks St | N Sparks St | W Olive Ave/W Verdugo Ave | W Olive Ave/W Verdugo Ave | EASTBOUND2 | WESTBOUND2

AM

	NORTHBOUND						SOUTHBOUND						EASTBOUND						WESTBOUND						EASTBOUND2					WESTBOUND2					
	0	1	0	0	0	0	1	1	0	0	0	0	1	2	0	0	0	0	1	2	1	0	0	0	0	0	0	0	0	0	0	0	0	0	0	
	NL	NT	NR	NU	NL2	NR2	SL	ST	SR	SU	SL2	SR2	EL	ET	ER	EU	ET2	EU2	WL	WT	WR	WU	WT2	WU2	E2T	E2L2	E2T2	E2R2	E2U2	W2T	W2L2	W2T2	W2R2	W2U2	TOTAL
7:00 AM	2	4	2	0	3	0	0	4	2	0	4	0	0	48	2	0	7	1	2	80	2	0	10	0	21	2	12	2	0	18	1	19	0	0	248
7:15 AM	3	1	1	0	4	0	4	2	2	0	4	0	0	58	9	0	9	0	2	99	0	0	12	0	29	0	19	4	1	19	0	24	0	0	306
7:30 AM	3	7	7	0	15	0	1	15	3	0	13	0	0	69	12	0	10	0	3	155	1	0	33	2	49	4	19	6	0	56	0	21	0	0	504
7:45 AM	5	9	3	0	29	3	4	17	4	0	25	1	3	101	4	0	21	0	3	127	0	0	31	1	76	7	42	4	0	79	0	23	2	0	624
8:00 AM	4	4	1	0	8	1	1	7	5	0	9	3	2	85	6	0	11	0	2	139	0	0	22	0	48	4	40	2	1	43	1	22	2	0	473
8:15 AM	4	4	4	0	7	1	0	4	2	0	5	2	4	95	7	0	11	0	5	158	1	0	19	0	32	5	29	1	1	34	3	20	1	0	459
8:30 AM	4	4	5	0	4	2	2	4	1	0	4	1	4	110	9	0	24	0	6	151	0	0	23	1	34	4	31	7	1	23	0	21	2	0	467
8:45 AM	5	5	2	0	5	0	4	3	2	0	6	1	3	118	6	0	10	1	4	133	1	0	27	1	14	3	32	1	0	20	0	14	3	1	425
	NL	NT	NR	NU	NL2	NR2	SL	ST	SR	SU	SL2	SR2	EL	ET	ER	EU	ET2	EU2	WL	WT	WR	WU	WT2	WU2	E2T	E2L2	E2T2	E2R2	E2U2	W2T	W2L2	W2T2	W2R2	W2U2	TOTAL
TOTAL VOLUMES :	30	38	25	0	75	7	16	56	21	0	70	8	16	684	55	0	103	2	27	1022	5	0	177	5	303	29	224	27	4	292	5	164	10	1	3501
APPROACH %'s :	17.14%	21.71%	14.29%	0.00%	42.86%	4.00%	9.36%	32.75%	12.28%	0.00%	40.94%	4.68%	1.86%	79.53%	6.40%	0.00%	11.98%	0.23%	2.18%	82.69%	0.40%	0.00%	14.32%	0.40%	51.62%	4.94%	38.16%	4.60%	0.68%	61.86%	1.06%	34.75%	2.12%	0.21%	
PEAK HR :	07:00 AM - 08:00 AM																																		TOTAL
PEAK HR VOL :	16	24	15	0	59	5	6	43	14	0	52	6	9	350	29	0	53	0	13	579	2	0	105	3	205	20	130	13	2	212	4	86	5	0	2060
PEAK HR FACTOR :	0.800	0.667	0.536	0.000	0.509	0.417	0.375	0.632	0.700	0.000	0.520	0.500	0.563	0.866	0.604	0.000	0.631	0.000	0.650	0.916	0.500	0.000	0.795	0.375	0.674	0.714	0.774	0.542	0.500	0.671	0.333	0.935	0.625	0.000	0.825
			0.607						0.593						0.853						0.905														

NOON

	NORTHBOUND						SOUTHBOUND						EASTBOUND						WESTBOUND						EASTBOUND2					WESTBOUND2					
	0	1	0	0	0	0	1	1	0	0	0	0	1	2	0	0	0	0	1	2	1	0	0	0	0	0	0	0	0	0	0	0	0	0	0	
	NL	NT	NR	NU	NL2	NR2	SL	ST	SR	SU	SL2	SR2	EL	ET	ER	EU	ET2	EU2	WL	WT	WR	WU	WT2	WU2	E2T	E2L2	E2T2	E2R2	E2U2	W2T	W2L2	W2T2	W2R2	W2U2	TOTAL
11:00 AM	2	2	3	0	3	1	3	3	1	0	4	4	2	130	4	0	21	1	1	154	1	0	28	0	23	4	32	1	0	15	2	13	2	0	466
11:15 AM	2	2	2	0	6	1	7	2	5	0	6	2	5	142	2	0	8	1	1	127	1	0	28	0	29	10	26	1	0	25	0	10	4	0	455
11:30 AM	5	2	1	0	9	1	3	1	9	0	7	4	9	144	5	0	18	2	3	161	2	0	30	0	31	11	26	2	3	26	1	12	0	0	528
11:45 AM	2	9	7	0	2	0	7	4	3	0	3	0	1	180	7	0	14	1	4	139	3	0	40	1	40	2	37	3	3	24	0	11	2	0	549
12:00 PM	4	11	5	0	5	0	5	3	6	0	11	1	1	136	5	0	19	1	4	170	1	0	33	0	20	5	43	1	4	21	0	10	4	0	529
12:15 PM	4	6	2	0	6	1	2	4	3	0	2	5	4	166	8	0	11	0	1	153	2	0	43	2	29	9	29	1	5	32	0	20	3	0	553
12:30 PM	0	3	2	0	6	4	5	4	5	0	4	3	4	127	4	0	15	4	4	174	3	0	40	0	26	8	33	3	3	35	1	11	1	0	532
12:45 PM	2	5	4	0	6	2	9	8	3	0	9	2	4	178	7	0	12	1	1	138	2	0	31	0	36	6	53	4	3	22	0	22	5	1	576
	NL	NT	NR	NU	NL2	NR2	SL	ST	SR	SU	SL2	SR2	EL	ET	ER	EU	ET2	EU2	WL	WT	WR	WU	WT2	WU2	E2T	E2L2	E2T2	E2R2	E2U2	W2T	W2L2	W2T2	W2R2	W2U2	TOTAL
TOTAL VOLUMES :	21	40	26	0	43	10	41	29	35	0	46	21	30	1203	47	0	118	11	19	1216	17	0	274	3	234	55	279	16	21	198	4	108	21	1	4187
APPROACH %'s :	15.00%	28.57%	18.57%	0.00%	30.71%	7.14%	23.84%	16.86%	20.35%	0.00%	26.74%	12.21%	2.13%	85.38%	3.34%	0.00%	8.37%	0.78%	1.24%	79.53%	1.11%	0.00%	17.92%	0.20%	38.68%	9.09%	46.12%	2.64%	3.47%	59.64%	1.20%	32.53%	6.33%	0.30%	
PEAK HR :	12:00 PM - 01:00 PM																																		TOTAL
PEAK HR VOL :	10	25	13	0	23	7	21	19	17	0	26	11	13	607	24	0	57	6	10	635	8	0	147	2	111	28	158	9	15	110	1	63	13	1	2190
PEAK HR FACTOR :	0.625	0.568	0.650	0.000	0.958	0.438	0.583	0.594	0.708	0.000	0.591	0.550	0.813	0.853	0.750	0.000	0.750	0.375	0.625	0.912	0.667	0.000	0.855	0.250	0.771	0.778	0.745	0.563	0.750	0.786	0.250	0.716	0.650	0.250	0.951
			0.780						0.758						0.875						0.907														

PM

	NORTHBOUND						SOUTHBOUND						EASTBOUND						WESTBOUND						EASTBOUND2					WESTBOUND2					
	0	1	0	0	0	0	1	1	0	0	0	0	1	2	0	0	0	0	1	2	1	0	0	0	0	0	0	0	0	0	0	0	0	0	0	
	NL	NT	NR	NU	NL2	NR2	SL	ST	SR	SU	SL2	SR2	EL	ET	ER	EU	ET2	EU2	WL	WT	WR	WU	WT2	WU2	E2T	E2L2	E2T2	E2R2	E2U2	W2T	W2L2	W2T2	W2R2	W2U2	TOTAL
4:00 PM	3	8	3	0	5	3	8	4	2	0	11	1	8	171	5	0	20	0	3	169	2	0	39	1	39	6	36	2	0	31	1	23	1	0	605
4:15 PM	2	1	1	0	6	0	2	8	6	0	7	2	7	177	2	0	22	1	3	174	2	0	35	0	35	8	44	3	0	24	0	17	3	0	592
4:30 PM	1	4	4	0	8	1	10	3	7	0	5	0	3	134	1	0	18	0	3	144	4	0	28	0	51	4	50	2	1	41	0	18	1	0	546
4:45 PM	3	1	1	0	10	1	6	6	4	0	7	0	3	197	5	0	17	0	2	148	1	0	34	1	37	8	45	2	0	25	0	10	4	0	578
5:00 PM	3	8	7	0	3	1	1	2	6	0	10	4	4	177	1	0	18	0	0	158	3	0	47	0	55	5	56	1	2	32	0	14	2	0	598
5:15 PM	2	2	3	0	7	0	6	4	4	0	5	2	9	150	3	0	23	0	4	172	4	0	33	0	38	3	39	2	0	30	1	6	3	0	555
5:30 PM	3	4	4	0	5	0	2	3	12	0	5	4	5	188	5	0	21	3	5	170	5	0	40	0	34	6	49	1	2	32	0	11	4	0	623
5:45 PM	1	4	3	0	6	0	6	3	6	0	6	2	4	190	5	0	15	0	1	141	4	0	35	1	32	5	31	1	0	43	0	12	1	0	568
	NL	NT	NR	NU	NL2	NR2	SL	ST	SR	SU	SL2	SR2	EL	ET	ER	EU	ET2	EU2	WL	WT	WR	WU	WT2	WU2	E2T	E2L2	E2T2	E2R2	E2U2	W2T	W2L2	W2T2	W2R2	W2U2	TOTAL
TOTAL VOLUMES :	18	32	26	0	50	6	41	33	47	0	56	15	43	1379	27	0	154	4	21	1277	25	0	291	3	321	45	330	14	5	258	2	113	19	0	4655
APPROACH %'s :	13.64%	24.24%	19.70%	0.00%	37.88%	4.55%	21.35%	17.19%	24.48%	0.00%	29.17%	7.81%	2.68%	85.81%	1.68%	0.00%	9.58%	0.25%	1.30%	78.97%	1.55%	0.00%	18.00%	0.19%	44.90%	6.29%	46.15%	1.96%	0.70%	65.82%	0.51%	28.83%	4.85%	0.00%	
PEAK HR :	04:45 PM - 05:45 PM																																		TOTAL
PEAK HR VOL :	11	15	15	0	25	2	15	15	26	0	27	10	21	707	14	0	79	3	11	649	13	0	154	1	164	22	169	6	4	119	1	43	13	0	2354
PEAK HR FACTOR :	0.917	0.469	0.536	0.000	0.625	0.500	0.625	0.625	0.542	0.000	0.675	0.625	0.583	0.897	0.700	0.000	0.859	0.250	0.550	0.943	0.650	0.000	0.819	0.250	0.745	0.688	0.862	0.750	0.500	0.930	0.250	0.672	0.813	0.000	0.945
			0.773						0.894						0.928						0.941														

Explanation for extra leg movements

Movements entering the extra leg

SL2	Movements coming from SB on N Sparks St entering into the Extra Leg (W Verduao Ave)
E2T	Movements coming from EB on W Verduao Ave entering into the Extra Leg (W Verduao Ave)
ET2	Movements coming from EB on W Olive Ave entering into the Extra Leg (W Verduao Ave)
NR2	Movements coming from NB on N Sparks St entering into the Extra Leg (W Verduao Ave)
WU2	Movements coming from WB on W Olive Ave entering into the Extra Leg (W Verduao Ave)

Movements exiting the extra leg

W2T	Movements exiting from Extra Leg (W Verduao Ave) entering into W Verduao Ave heading WB
W2R2	Movements exiting from Extra Leg (W Verduao Ave) entering into N Sparks St heading NB
W2T2	Movements exiting from Extra Leg (W Verduao Ave) entering into W Olive Ave heading SB
W2L2	Movements exiting from Extra Leg (W Verduao Ave) entering into N Sparks St heading SB
W2U2	Movements exiting from Extra Leg (W Verduao Ave) entering into W Olive Ave heading EB

Explanation for extra leg movements

Movements entering the extra leg

SR2	Movements coming from SB on N Sparks St entering into the Extra Leg (W Verduao Ave)
WT2	Movements coming from WB on W Olive Ave entering into the Extra Leg (W Verduao Ave)
NL2	Movements coming from NB on N Sparks St entering into the Extra Leg (W Verduao Ave)
EU2	Movements coming from WB on W Olive Ave entering into the Extra Leg (W Verduao Ave)

Movements exiting the extra leg

E2L2	Movements exiting from Extra Leg (W Verduao Ave) entering into N Sparks St heading NB
E2T2	Movements exiting from Extra Leg (W Verduao Ave) entering into W Olive Ave heading EB
E2R2	Movements exiting from Extra Leg (W Verduao Ave) entering into N Sparks St heading SB
E2U2	Movements exiting from Extra Leg (W Verduao Ave) entering into W Olive Ave heading WB

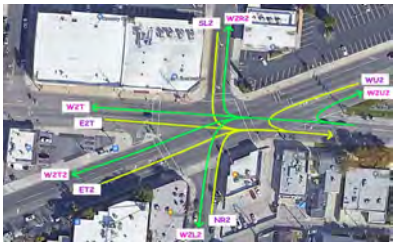

Prepared by National Data & Surveying Services

N Sparks St & W Olive Ave/W Verdugo Ave

Peak Hour Turning Movement Count

ID: 22-020023-004
City: Burbank

Day: Tuesday
Date: 1/18/2022

PEAK HOURS	COUNT PERIODS
07:30 AM - 08:30 AM	7:00 AM - 09:00 AM
12:00 PM - 01:00 PM	11:00 AM - 01:00 PM
04:45 PM - 05:45 PM	4:00 PM - 06:00 PM

SOUTHBOUND (N Sparks St)

AM	14	43	6	0	35	AM
NOON	17	19	21	0	46	NOON
PM	26	15	15	0	49	PM
	0	1	1	0		

EASTBOUND (W Olive Ave/W Verdugo Ave)

AM	NOON	PM		
609	662	686	⇦	
0	0	0	↶	0
9	13	21	↱	1
350	607	707	→	2
29	24	14	↳	0

WESTBOUND (W Olive Ave/W Verdugo Ave)

				PM	NOON	AM
1	↰	13	8	2		
2	←	649	635	579		
1	↲	11	10	13		
0	↺	0	0	0		
	⇨	737	641	371		

NORTHBOUND (N Sparks St)

PM	40	0	11	15	15	PM
NOON	53	0	10	25	13	NOON
AM	85	0	16	24	15	AM
		0	0	1	0	

CONTROL			
Signalized			
TEV	1100 AM	1402 NOON	1512 PM
PHF	0.83	0.95	0.94

Totals (AM)

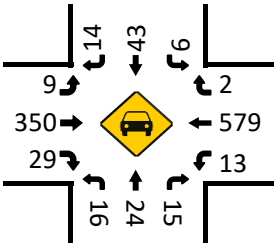

Totals (NOON)

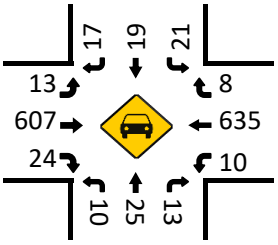

Totals (PM)

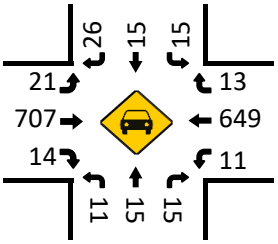

Totals (AM)

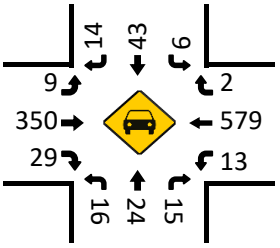

Totals (NOON)

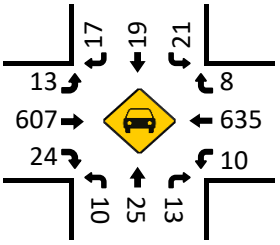

Totals (PM)

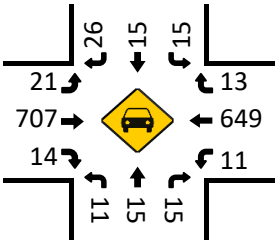

Pedestrians (Crosswalks)

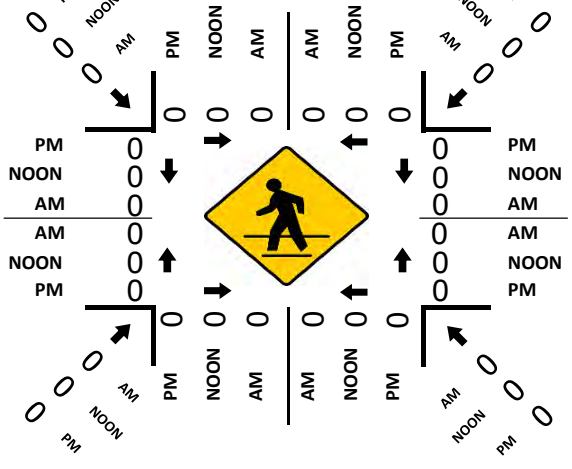

National Data & Surveying Services Intersection Turning Movement Count

Location: S Reese Pl & W Olive Ave
City: Burbank
Control: 2-Way Stop NB/SB

Project ID: 22-020023-014
Date: 1/18/2022

Data - Totals

NS/EW Streets:	S Reese Pl				S Reese Pl				W Olive Ave				W Olive Ave				
AM	NORTHBOUND				SOUTHBOUND				EASTBOUND				WESTBOUND				
	0	1	0	0	0	1	0	0	0	2	0	0	0	2	0	0	
	NL	NT	NR	NU	SL	ST	SR	SU	EL	ET	ER	EU	WL	WT	WR	WU	TOTAL
7:00 AM	1	0	1	0	0	1	8	0	1	60	1	0	0	101	0	0	174
7:15 AM	2	0	1	0	0	0	3	0	2	74	0	0	2	129	2	0	215
7:30 AM	4	0	0	0	1	1	7	0	0	88	3	0	2	186	0	0	292
7:45 AM	1	0	2	0	0	3	2	0	0	132	12	3	0	157	1	0	313
8:00 AM	1	0	1	0	0	1	9	0	3	98	4	0	1	169	0	0	287
8:15 AM	5	0	2	0	0	3	8	0	1	118	4	0	7	173	1	0	322
8:30 AM	3	0	2	0	0	1	4	0	1	149	7	1	4	155	1	0	328
8:45 AM	1	0	6	0	0	0	7	0	0	131	6	0	1	152	0	0	304
	NL	NT	NR	NU	SL	ST	SR	SU	EL	ET	ER	EU	WL	WT	WR	WU	TOTAL
TOTAL VOLUMES :	18	0	15	0	1	10	48	0	8	850	37	4	17	1222	5	0	2235
APPROACH %'s :	54.55%	0.00%	45.45%	0.00%	1.69%	16.95%	81.36%	0.00%	0.89%	94.55%	4.12%	0.44%	1.37%	98.23%	0.40%	0.00%	
PEAK HR :	07:45 AM - 08:45 AM																TOTAL
PEAK HR VOL :	10	0	7	0	0	8	23	0	5	497	27	4	12	654	3	0	1250
PEAK HR FACTOR :	0.500	0.000	0.875	0.000	0.000	0.667	0.639	0.000	0.417	0.834	0.563	0.333	0.429	0.945	0.750	0.000	0.953
	0.607				0.705				0.843				0.924				

NOON	NORTHBOUND				SOUTHBOUND				EASTBOUND				WESTBOUND				
	0	1	0	0	0	1	0	0	0	2	0	0	0	2	0	0	
	NL	NT	NR	NU	SL	ST	SR	SU	EL	ET	ER	EU	WL	WT	WR	WU	TOTAL
11:00 AM	1	0	4	0	1	1	2	0	0	154	1	0	1	170	1	1	337
11:15 AM	4	0	5	0	0	0	8	0	2	159	8	0	4	134	2	0	326
11:30 AM	3	0	4	0	3	0	8	0	3	166	9	1	5	182	0	0	384
11:45 AM	4	0	6	0	0	3	5	0	3	194	4	1	8	154	0	1	383
12:00 PM	2	0	8	0	0	0	6	0	5	162	12	2	7	188	2	0	394
12:15 PM	1	0	2	0	1	0	7	0	3	175	3	0	4	176	0	1	373
12:30 PM	2	0	3	0	1	0	9	0	5	150	4	1	7	189	0	1	372
12:45 PM	6	1	6	0	0	2	2	0	1	198	6	0	10	161	2	0	395
	NL	NT	NR	NU	SL	ST	SR	SU	EL	ET	ER	EU	WL	WT	WR	WU	TOTAL
TOTAL VOLUMES :	23	1	38	0	6	6	47	0	22	1358	47	5	46	1354	7	4	2964
APPROACH %'s :	37.10%	1.61%	61.29%	0.00%	10.17%	10.17%	79.66%	0.00%	1.54%	94.83%	3.28%	0.35%	3.26%	95.96%	0.50%	0.28%	
PEAK HR :	12:00 PM - 01:00 PM																TOTAL
PEAK HR VOL :	11	1	19	0	2	2	24	0	14	685	25	3	28	714	4	2	1534
PEAK HR FACTOR :	0.458	0.250	0.594	0.000	0.500	0.250	0.667	0.000	0.700	0.865	0.521	0.375	0.700	0.944	0.500	0.500	0.971
	0.596				0.700				0.887				0.949				

PM	NORTHBOUND				SOUTHBOUND				EASTBOUND				WESTBOUND				
	0	1	0	0	0	1	0	0	0	2	0	0	0	2	0	0	
	NL	NT	NR	NU	SL	ST	SR	SU	EL	ET	ER	EU	WL	WT	WR	WU	TOTAL
4:00 PM	0	0	3	0	0	0	5	0	2	205	7	0	6	196	2	1	427
4:15 PM	3	0	6	0	0	0	6	0	3	198	2	0	5	189	2	0	414
4:30 PM	1	0	2	0	0	1	6	0	1	172	2	0	2	174	0	0	361
4:45 PM	0	0	5	0	1	1	1	0	7	198	5	0	6	158	0	0	382
5:00 PM	2	0	4	0	0	0	4	0	1	192	3	0	1	182	1	0	390
5:15 PM	0	0	4	0	0	1	9	0	1	198	5	0	4	184	0	0	406
5:30 PM	1	0	3	0	0	0	4	0	1	199	1	0	6	187	1	1	404
5:45 PM	2	0	0	0	0	0	2	0	3	226	3	0	2	163	0	0	401
	NL	NT	NR	NU	SL	ST	SR	SU	EL	ET	ER	EU	WL	WT	WR	WU	TOTAL
TOTAL VOLUMES :	9	0	27	0	1	3	37	0	19	1588	28	0	32	1433	6	2	3185
APPROACH %'s :	25.00%	0.00%	75.00%	0.00%	2.44%	7.32%	90.24%	0.00%	1.16%	97.13%	1.71%	0.00%	2.17%	97.28%	0.41%	0.14%	
PEAK HR :	05:00 PM - 06:00 PM																TOTAL
PEAK HR VOL :	5	0	11	0	0	1	19	0	6	815	12	0	13	716	2	1	1601
PEAK HR FACTOR :	0.625	0.000	0.688	0.000	0.000	0.250	0.528	0.000	0.500	0.902	0.600	0.000	0.542	0.957	0.500	0.250	0.986
	0.667				0.500				0.898				0.938				

Prepared by National Data & Surveying Services

S Reese Pl & W Olive Ave

Peak Hour Turning Movement Count

ID: 22-020023-014
City: Burbank

Day: Tuesday
Date: 1/18/2022

PEAK HOURS		COUNT PERIODS
07:45 AM - 08:45 AM		7:00 AM - 09:00 AM
12:00 PM - 01:00 PM		11:00 AM - 01:00 PM
05:00 PM - 06:00 PM		4:00 PM - 06:00 PM

SOUTHBOUND (S Reese Pl)

AM	23	8	0	0	8	AM
NOON	24	2	2	0	19	NOON
PM	19	1	0	0	8	PM
	0	1	0	0		

EASTBOUND (W Olive Ave)

AM	NOON	PM	
691	752	740	⇦
4	3	0	↰ 0
5	14	6	↱ 0
497	685	815	→ 2
27	25	12	↳ 0

WESTBOUND (W Olive Ave)

PM	NOON	AM	
2	4	3	0 ↰
716	714	654	2 ←
13	28	12	0 ↱
1	2	0	0 ↳
827	708	504	⇨

NORTHBOUND (S Reese Pl)

PM	26	0	5	0	11	PM
NOON	55	0	11	1	19	NOON
AM	47	0	10	0	7	AM
		0	0	1	0	

CONTROL			
2-Way Stop NB/SB			
TEV	1250 AM	1534 NOON	1601 PM
PHF	0.95	0.97	0.99

Totals (AM)

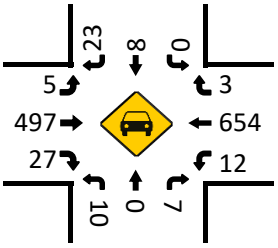

Totals (AM)

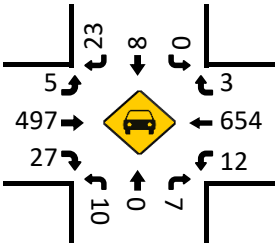

Totals (NOON)

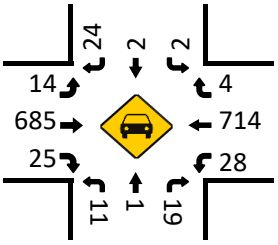

Totals (NOON)

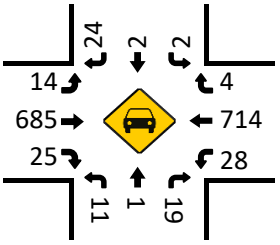

Totals (PM)

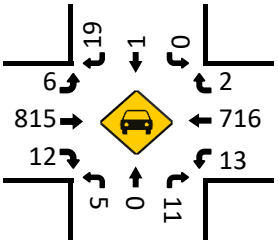

Totals (PM)

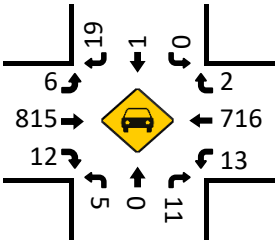

Pedestrians (Crosswalks)

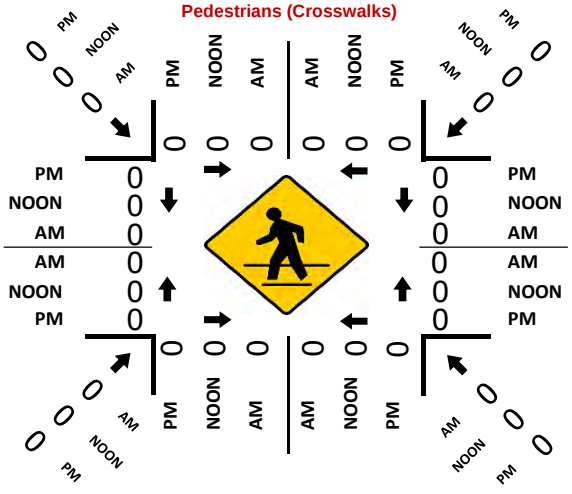

National Data & Surveying Services Intersection Turning Movement Count

Location: S Orchard Dr & W Olive Ave
City: Burbank
Control: 1-Way Stop(NB)

Project ID: 22-020023-013
Date: 1/18/2022

Data - Totals

NS/EW Streets: S Orchard Dr | S Orchard Dr | W Olive Ave | W Olive Ave

AM

	NORTHBOUND				SOUTHBOUND				EASTBOUND				WESTBOUND				
	0	1	0	0	0	1	0	0	0	2	0	0	0	2	0	0	
	NL	NT	NR	NU	SL	ST	SR	SU	EL	ET	ER	EU	WL	WT	WR	WU	TOTAL
7:00 AM	1	0	3	0	0	0	0	0	1	62	0	0	1	110	1	0	179
7:15 AM	0	0	1	0	0	0	0	0	2	77	1	0	1	125	1	0	208
7:30 AM	1	0	1	0	1	0	2	0	4	92	0	0	2	186	1	0	290
7:45 AM	3	1	8	0	1	1	7	0	1	149	1	1	3	172	1	0	349
8:00 AM	1	0	3	0	1	0	5	0	2	107	1	0	4	157	2	0	283
8:15 AM	4	0	5	0	0	0	2	0	0	122	0	0	2	192	0	0	327
8:30 AM	1	0	4	0	0	0	6	0	2	156	0	0	3	161	1	0	334
8:45 AM	1	0	2	0	1	0	3	0	2	139	2	0	5	145	2	0	302
	NL	NT	NR	NU	SL	ST	SR	SU	EL	ET	ER	EU	WL	WT	WR	WU	TOTAL
TOTAL VOLUMES :	12	1	27	0	4	1	25	0	14	904	5	1	21	1248	9	0	2272
APPROACH %'s :	30.00%	2.50%	67.50%	0.00%	13.33%	3.33%	83.33%	0.00%	1.52%	97.84%	0.54%	0.11%	1.64%	97.65%	0.70%	0.00%	
PEAK HR :	07:45 AM - 08:45 AM																TOTAL
PEAK HR VOL :	9	1	20	0	2	1	20	0	5	534	2	1	12	682	4	0	1293
PEAK HR FACTOR :	0.563	0.250	0.625	0.000	0.500	0.250	0.714	0.000	0.625	0.856	0.500	0.250	0.750	0.888	0.500	0.000	0.926
	0.625				0.639				0.858				0.899				

NOON

	NORTHBOUND				SOUTHBOUND				EASTBOUND				WESTBOUND				
	0	1	0	0	0	1	0	0	0	2	0	0	0	2	0	0	
	NL	NT	NR	NU	SL	ST	SR	SU	EL	ET	ER	EU	WL	WT	WR	WU	TOTAL
11:00 AM	1	0	3	0	1	0	7	0	0	150	2	0	8	173	2	0	347
11:15 AM	0	0	2	0	2	0	8	0	2	164	1	1	3	141	0	0	324
11:30 AM	0	0	4	0	0	0	5	0	5	184	1	0	1	180	1	0	381
11:45 AM	0	0	8	0	2	0	14	0	2	203	2	0	3	149	0	1	384
12:00 PM	1	0	8	0	1	0	7	0	1	179	0	0	10	191	1	0	399
12:15 PM	3	0	9	0	1	0	6	0	4	179	1	0	4	185	1	0	393
12:30 PM	0	0	7	0	3	0	8	0	4	148	0	0	5	179	1	0	355
12:45 PM	1	0	3	0	1	0	9	0	6	199	2	1	2	173	1	0	398
	NL	NT	NR	NU	SL	ST	SR	SU	EL	ET	ER	EU	WL	WT	WR	WU	TOTAL
TOTAL VOLUMES :	6	0	44	0	11	0	64	0	24	1406	9	2	36	1371	7	1	2981
APPROACH %'s :	12.00%	0.00%	88.00%	0.00%	14.67%	0.00%	85.33%	0.00%	1.67%	97.57%	0.62%	0.14%	2.54%	96.89%	0.49%	0.07%	
PEAK HR :	11:30 AM - 12:30 PM																TOTAL
PEAK HR VOL :	4	0	29	0	4	0	32	0	12	745	4	0	18	705	3	1	1557
PEAK HR FACTOR :	0.333	0.000	0.806	0.000	0.500	0.000	0.571	0.000	0.600	0.917	0.500	0.000	0.450	0.923	0.750	0.250	0.976
	0.688				0.563				0.919				0.900				

PM

	NORTHBOUND				SOUTHBOUND				EASTBOUND				WESTBOUND				
	0	1	0	0	0	1	0	0	0	2	0	0	0	2	0	0	
	NL	NT	NR	NU	SL	ST	SR	SU	EL	ET	ER	EU	WL	WT	WR	WU	TOTAL
4:00 PM	2	0	5	0	2	0	14	0	5	212	3	2	7	185	3	0	440
4:15 PM	6	1	5	0	3	1	15	0	8	196	4	0	7	186	3	0	435
4:30 PM	1	0	4	0	0	0	12	0	7	179	0	0	2	183	1	0	389
4:45 PM	0	0	4	0	1	0	13	0	6	201	2	3	2	157	2	0	391
5:00 PM	1	0	3	0	3	1	6	0	5	195	0	0	4	181	1	0	400
5:15 PM	0	0	2	0	0	0	12	0	3	212	3	0	0	192	2	0	426
5:30 PM	2	0	1	0	3	0	11	0	2	192	5	0	3	184	0	0	403
5:45 PM	0	0	2	0	1	0	8	0	2	237	2	0	0	161	1	0	414
	NL	NT	NR	NU	SL	ST	SR	SU	EL	ET	ER	EU	WL	WT	WR	WU	TOTAL
TOTAL VOLUMES :	12	1	26	0	13	2	91	0	38	1624	19	5	25	1429	13	0	3298
APPROACH %'s :	30.77%	2.56%	66.67%	0.00%	12.26%	1.89%	85.85%	0.00%	2.25%	96.32%	1.13%	0.30%	1.70%	97.41%	0.89%	0.00%	
PEAK HR :	04:00 PM - 05:00 PM																TOTAL
PEAK HR VOL :	9	1	18	0	6	1	54	0	26	788	9	5	18	711	9	0	1655
PEAK HR FACTOR :	0.375	0.250	0.900	0.000	0.500	0.250	0.900	0.000	0.813	0.929	0.563	0.417	0.643	0.956	0.750	0.000	0.940
	0.583				0.803				0.932				0.941				

Prepared by National Data & Surveying Services

S Orchard Dr & W Olive Ave

Peak Hour Turning Movement Count

ID: 22-020023-013
City: Burbank

Day: Tuesday
Date: 1/18/2022

PEAK HOURS	COUNT PERIODS
07:45 AM - 08:45 AM	7:00 AM - 09:00 AM
11:30 AM - 12:30 PM	11:00 AM - 01:00 PM
04:00 PM - 05:00 PM	4:00 PM - 06:00 PM

SOUTHBOUND (S Orchard Dr)

AM	20	1	2	0	10	AM
NOON	32	0	4	0	15	NOON
PM	54	1	6	0	36	PM
	0	1	0	0		

EASTBOUND (W Olive Ave)

AM	NOON	PM	
712	741	779	
1	0	5	0
5	12	26	0
534	745	788	2
2	4	9	0

WESTBOUND (W Olive Ave)

	PM	NOON	AM
0	9	3	4
2	711	705	682
0	18	18	12
0	0	1	0
	812	779	556

NORTHBOUND (S Orchard Dr)

PM	28	0	9	1	18	PM
NOON	22	0	4	0	29	NOON
AM	15	0	9	1	20	AM
		0	0	1	0	

CONTROL

1-Way Stop(NB)

	AM	NOON	PM
TEV	1293	1557	1655
PHF	0.93	0.98	0.94

Totals (AM)

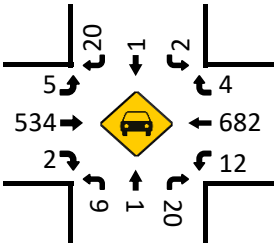

Totals (AM)

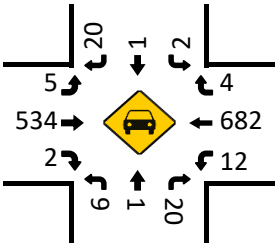

Totals (NOON)

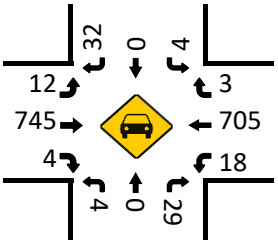

Totals (NOON)

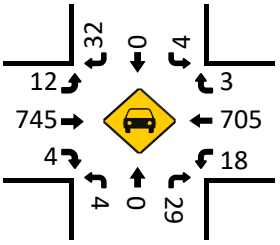

Totals (PM)

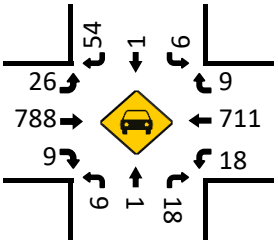

Totals (PM)

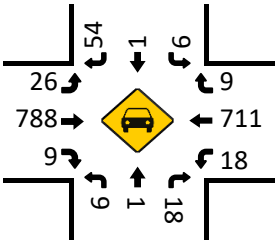

Pedestrians (Crosswalks)

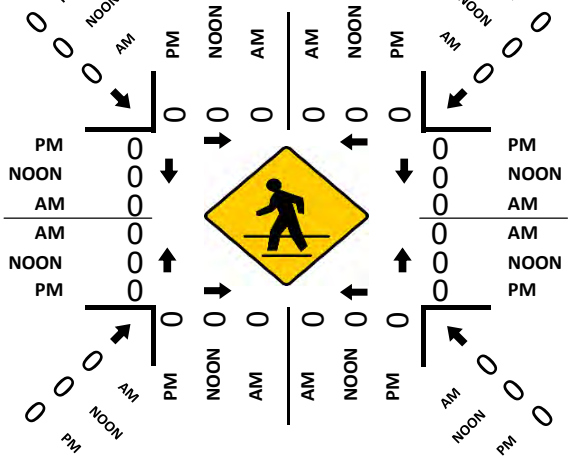

National Data & Surveying Services Intersection Turning Movement Count

Location: N Parish Pl & W Olive Ave
City: Burbank
Control: Signalized

Project ID: 22-020023-003
Date: 1/18/2022

Data - Totals

NS/EW Streets: N Parish Pl | N Parish Pl | W Olive Ave | W Olive Ave

AM

	NORTHBOUND				SOUTHBOUND				EASTBOUND				WESTBOUND				
	0	1	0	0	0	1	0	0	1	2	0	0	1	2	0	0	
	NL	NT	NR	NU	SL	ST	SR	SU	EL	ET	ER	EU	WL	WT	WR	WU	TOTAL
7:00 AM	1	0	0	0	2	0	11	0	2	61	2	0	2	104	1	0	186
7:15 AM	1	0	3	0	1	0	4	0	1	75	1	0	3	123	2	0	214
7:30 AM	1	8	3	0	0	7	5	0	7	94	5	0	8	168	7	0	313
7:45 AM	1	8	5	0	5	7	10	0	15	145	5	0	2	170	9	0	382
8:00 AM	1	1	4	0	1	6	7	0	4	102	0	0	6	161	2	0	295
8:15 AM	1	2	4	0	2	0	5	0	3	121	0	0	3	187	1	1	330
8:30 AM	2	0	5	0	2	1	4	0	3	147	4	0	2	164	5	0	339
8:45 AM	1	0	4	0	2	0	6	0	5	134	4	0	4	143	2	1	306
	NL	NT	NR	NU	SL	ST	SR	SU	EL	ET	ER	EU	WL	WT	WR	WU	TOTAL
TOTAL VOLUMES :	9	19	28	0	15	21	52	0	40	879	21	0	30	1220	29	2	2365
APPROACH %'s :	16.07%	33.93%	50.00%	0.00%	17.05%	23.86%	59.09%	0.00%	4.26%	93.51%	2.23%	0.00%	2.34%	95.24%	2.26%	0.16%	
PEAK HR :	07:45 AM - 08:45 AM																TOTAL
PEAK HR VOL :	5	11	18	0	10	14	26	0	25	515	9	0	13	682	17	1	1346
PEAK HR FACTOR :	0.625	0.344	0.900	0.000	0.500	0.500	0.650	0.000	0.417	0.876	0.450	0.000	0.542	0.912	0.472	0.250	0.881
	0.607				0.568				0.832				0.928				

NOON

	NORTHBOUND				SOUTHBOUND				EASTBOUND				WESTBOUND				
	0	1	0	0	0	1	0	0	1	2	0	0	1	2	0	0	
	NL	NT	NR	NU	SL	ST	SR	SU	EL	ET	ER	EU	WL	WT	WR	WU	TOTAL
11:00 AM	2	1	3	0	1	2	5	0	3	161	0	0	0	180	3	0	361
11:15 AM	2	2	3	0	1	1	4	0	3	157	1	0	5	138	4	0	321
11:30 AM	0	0	4	0	4	1	5	0	5	177	3	1	7	175	5	1	388
11:45 AM	3	3	5	0	2	1	4	0	6	200	2	0	7	148	4	2	387
12:00 PM	1	1	4	0	2	1	7	0	3	172	0	0	3	193	4	0	391
12:15 PM	2	3	4	0	3	2	5	0	6	184	2	0	2	185	4	0	402
12:30 PM	2	5	2	0	1	1	7	0	1	154	1	0	5	180	6	0	365
12:45 PM	1	1	3	0	4	1	3	0	2	194	0	0	8	166	5	0	388
	NL	NT	NR	NU	SL	ST	SR	SU	EL	ET	ER	EU	WL	WT	WR	WU	TOTAL
TOTAL VOLUMES :	13	16	28	0	18	10	40	0	29	1399	9	1	37	1365	35	3	3003
APPROACH %'s :	22.81%	28.07%	49.12%	0.00%	26.47%	14.71%	58.82%	0.00%	2.02%	97.29%	0.63%	0.07%	2.57%	94.79%	2.43%	0.21%	
PEAK HR :	11:30 AM - 12:30 PM																TOTAL
PEAK HR VOL :	6	7	17	0	11	5	21	0	20	733	7	1	19	701	17	3	1568
PEAK HR FACTOR :	0.500	0.583	0.850	0.000	0.688	0.625	0.750	0.000	0.833	0.916	0.583	0.250	0.679	0.908	0.850	0.375	0.975
	0.682				0.925				0.915				0.925				

PM

	NORTHBOUND				SOUTHBOUND				EASTBOUND				WESTBOUND				
	0	1	0	0	0	1	0	0	1	2	0	0	1	2	0	0	
	NL	NT	NR	NU	SL	ST	SR	SU	EL	ET	ER	EU	WL	WT	WR	WU	TOTAL
4:00 PM	0	5	2	0	3	4	3	0	3	211	2	0	2	188	11	0	434
4:15 PM	0	0	5	0	2	1	6	0	6	206	3	0	6	193	6	0	434
4:30 PM	1	3	6	0	3	2	3	0	5	174	4	0	2	187	9	0	399
4:45 PM	0	1	1	0	1	2	6	0	6	209	1	0	0	164	6	0	397
5:00 PM	2	2	3	0	2	2	5	0	7	207	1	0	2	182	5	0	420
5:15 PM	0	1	3	0	0	2	5	0	5	204	1	1	3	187	6	0	418
5:30 PM	1	2	7	0	4	0	3	0	5	192	2	0	4	191	5	0	416
5:45 PM	1	0	1	0	2	2	5	0	6	236	2	0	1	166	6	0	428
	NL	NT	NR	NU	SL	ST	SR	SU	EL	ET	ER	EU	WL	WT	WR	WU	TOTAL
TOTAL VOLUMES :	5	14	28	0	17	15	36	0	43	1639	16	1	20	1458	54	0	3346
APPROACH %'s :	10.64%	29.79%	59.57%	0.00%	25.00%	22.06%	52.94%	0.00%	2.53%	96.47%	0.94%	0.06%	1.31%	95.17%	3.52%	0.00%	
PEAK HR :	05:00 PM - 06:00 PM																TOTAL
PEAK HR VOL :	4	5	14	0	8	6	18	0	23	839	6	1	10	726	22	0	1682
PEAK HR FACTOR :	0.500	0.625	0.500	0.000	0.500	0.750	0.900	0.000	0.821	0.889	0.750	0.250	0.625	0.950	0.917	0.000	0.982
	0.575				0.889				0.890				0.948				

Prepared by National Data & Surveying Services

N Parish Pl & W Olive Ave

Peak Hour Turning Movement Count

ID: 22-020023-003
City: Burbank

Day: Tuesday
Date: 1/18/2022

PEAK HOURS	COUNT PERIODS
07:45 AM - 08:45 AM	7:00 AM - 09:00 AM
11:30 AM - 12:30 PM	11:00 AM - 01:00 PM
05:00 PM - 06:00 PM	4:00 PM - 06:00 PM

SOUTHBOUND (N Parish Pl)

AM	26	14	10	0	53	AM
NOON	21	5	11	0	44	NOON
PM	18	6	8	0	50	PM

EASTBOUND (W Olive Ave)

AM	NOON	PM	
713	729	749	
0	1	1	0
25	20	23	1
515	733	839	2
9	7	6	0

WESTBOUND (W Olive Ave)

	PM	NOON	AM
0	22	17	17
2	726	701	682
1	10	19	13
0	0	3	1
	861	764	544

NORTHBOUND (N Parish Pl)

PM	22	0	4	5	14	PM
NOON	31	0	6	7	17	NOON
AM	36	0	5	11	18	AM

Turning movements (0 1 0 0 / 0 2 1 0 / 0 0 1 0)

CONTROL			
Signalized			
TEV	1346 AM	1568 NOON	1682 PM
PHF	0.88	0.98	0.98

Totals (AM)

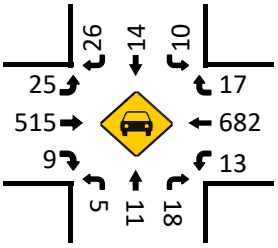

Totals (AM)

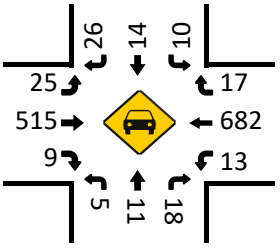

Totals (NOON)

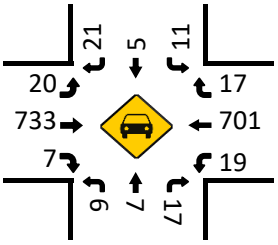

Totals (NOON)

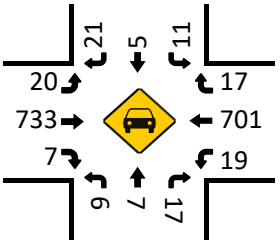

Totals (PM)

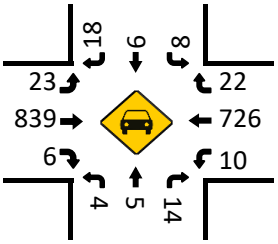

Totals (PM)

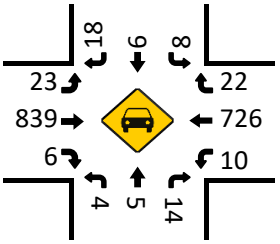

Pedestrians (Crosswalks)

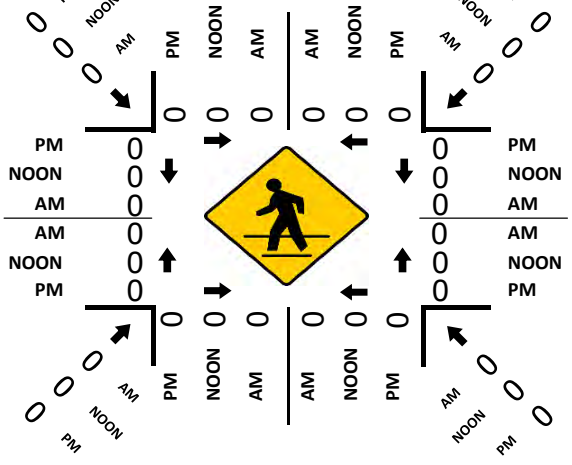

National Data & Surveying Services Intersection Turning Movement Count

Location: Keystone St & W Olive Ave
City: Burbank
Control: Signalized

Project ID: 22-020023-002
Date: 1/18/2022

Data - Totals

NS/EW Streets:	Keystone St				Keystone St				W Olive Ave				W Olive Ave				
AM	NORTHBOUND				SOUTHBOUND				EASTBOUND				WESTBOUND				
	0	1	0	0	0	1	0	0	1	2	0	0	1	2	0	0	
	NL	NT	NR	NU	SL	ST	SR	SU	EL	ET	ER	EU	WL	WT	WR	WU	TOTAL
7:00 AM	0	2	4	0	1	3	2	0	1	61	1	0	3	114	1	0	193
7:15 AM	0	1	3	0	0	2	4	0	2	80	4	0	5	120	2	0	223
7:30 AM	4	9	7	0	1	7	5	0	9	105	19	0	13	168	1	0	348
7:45 AM	12	6	5	0	5	19	6	0	9	153	18	0	7	191	0	0	431
8:00 AM	11	2	3	0	0	1	3	0	1	103	3	0	4	155	0	0	286
8:15 AM	4	3	1	0	2	4	4	0	0	117	3	0	1	188	0	0	327
8:30 AM	4	0	4	0	2	0	6	0	4	135	1	0	4	169	2	0	331
8:45 AM	0	1	3	0	2	2	1	0	4	143	4	0	0	156	3	0	319
	NL	NT	NR	NU	SL	ST	SR	SU	EL	ET	ER	EU	WL	WT	WR	WU	TOTAL
TOTAL VOLUMES :	35	24	30	0	13	38	31	0	30	897	53	0	37	1261	9	0	2458
APPROACH %'s :	39.33%	26.97%	33.71%	0.00%	15.85%	46.34%	37.80%	0.00%	3.06%	91.53%	5.41%	0.00%	2.83%	96.48%	0.69%	0.00%	
PEAK HR :	07:30 AM - 08:30 AM																TOTAL
PEAK HR VOL :	31	20	16	0	8	31	18	0	19	478	43	0	25	702	1	0	1392
PEAK HR FACTOR :	0.646	0.556	0.571	0.000	0.400	0.408	0.750	0.000	0.528	0.781	0.566	0.000	0.481	0.919	0.250	0.000	0.807
	0.728				0.475				0.750				0.919				

NOON	NORTHBOUND				SOUTHBOUND				EASTBOUND				WESTBOUND				
	0	1	0	0	0	1	0	0	1	2	0	0	1	2	0	0	
	NL	NT	NR	NU	SL	ST	SR	SU	EL	ET	ER	EU	WL	WT	WR	WU	TOTAL
11:00 AM	0	3	3	0	2	0	2	0	0	148	1	0	1	170	1	0	331
11:15 AM	1	5	1	0	1	2	2	0	2	159	0	0	2	155	2	0	332
11:30 AM	4	4	2	0	2	1	3	0	1	183	2	0	1	174	0	0	377
11:45 AM	2	2	6	0	1	2	3	0	4	203	3	0	1	158	1	0	386
12:00 PM	6	4	10	0	2	2	2	0	2	173	4	0	1	187	4	0	397
12:15 PM	2	1	4	0	2	1	2	0	4	181	1	0	0	186	1	0	385
12:30 PM	1	3	3	0	2	4	5	0	2	165	0	0	3	175	3	0	366
12:45 PM	4	4	2	0	0	3	1	0	3	180	0	0	2	188	1	0	388
	NL	NT	NR	NU	SL	ST	SR	SU	EL	ET	ER	EU	WL	WT	WR	WU	TOTAL
TOTAL VOLUMES :	20	26	31	0	12	15	20	0	18	1392	11	0	11	1393	13	0	2962
APPROACH %'s :	25.97%	33.77%	40.26%	0.00%	25.53%	31.91%	42.55%	0.00%	1.27%	97.96%	0.77%	0.00%	0.78%	98.31%	0.92%	0.00%	
PEAK HR :	11:30 AM - 12:30 PM																TOTAL
PEAK HR VOL :	14	11	22	0	7	6	10	0	11	740	10	0	3	705	6	0	1545
PEAK HR FACTOR :	0.583	0.688	0.550	0.000	0.875	0.750	0.833	0.000	0.688	0.911	0.625	0.000	0.750	0.943	0.375	0.000	0.973
	0.588				0.958				0.906				0.930				

PM	NORTHBOUND				SOUTHBOUND				EASTBOUND				WESTBOUND				
	0	1	0	0	0	1	0	0	1	2	0	0	1	2	0	0	
	NL	NT	NR	NU	SL	ST	SR	SU	EL	ET	ER	EU	WL	WT	WR	WU	TOTAL
4:00 PM	2	4	2	0	2	1	2	0	3	207	0	0	1	202	5	0	431
4:15 PM	2	4	2	0	2	2	0	0	7	196	4	0	1	190	5	0	415
4:30 PM	2	2	1	0	1	0	0	0	5	188	3	0	5	183	3	0	393
4:45 PM	1	2	2	0	1	2	5	0	1	210	0	0	2	153	3	0	382
5:00 PM	1	3	4	0	2	2	4	0	6	207	0	0	0	194	1	0	424
5:15 PM	3	2	3	0	1	7	1	0	4	205	2	0	3	191	5	0	427
5:30 PM	5	4	7	0	0	2	1	0	0	186	1	0	2	181	4	0	393
5:45 PM	0	2	5	0	1	3	6	0	4	237	1	0	1	167	2	0	429
	NL	NT	NR	NU	SL	ST	SR	SU	EL	ET	ER	EU	WL	WT	WR	WU	TOTAL
TOTAL VOLUMES :	16	23	26	0	10	19	19	0	30	1636	11	0	15	1461	28	0	3294
APPROACH %'s :	24.62%	35.38%	40.00%	0.00%	20.83%	39.58%	39.58%	0.00%	1.79%	97.56%	0.66%	0.00%	1.00%	97.14%	1.86%	0.00%	
PEAK HR :	05:00 PM - 06:00 PM																TOTAL
PEAK HR VOL :	9	11	19	0	4	14	12	0	14	835	4	0	6	733	12	0	1673
PEAK HR FACTOR :	0.450	0.688	0.679	0.000	0.500	0.500	0.500	0.000	0.583	0.881	0.500	0.000	0.500	0.945	0.600	0.000	0.975
	0.609				0.750				0.881				0.943				

Prepared by National Data & Surveying Services

Keystone St & W Olive Ave

Peak Hour Turning Movement Count

ID: 22-020023-002
City: Burbank

Day: Tuesday
Date: 1/18/2022

PEAK HOURS	COUNT PERIODS
07:30 AM - 08:30 AM	7:00 AM - 09:00 AM
11:30 AM - 12:30 PM	11:00 AM - 01:00 PM
05:00 PM - 06:00 PM	4:00 PM - 06:00 PM

SOUTHBOUND (Keystone St)

AM	18	31	8	0	40	AM
NOON	10	6	7	0	28	NOON
PM	12	14	4	0	37	PM
	0	1	0	0		

EASTBOUND (W Olive Ave)

AM	NOON	PM	
751	729	754	⇦
0	0	0	0
19	11	14	1
478	740	835	2
43	10	4	0

WESTBOUND (W Olive Ave)

	PM	NOON	AM
0	12	6	1
2	733	705	702
1	6	3	25
0	0	0	0
⇨	858	769	502

NORTHBOUND (Keystone St)

PM	24	0	9	11	19	PM
NOON	19	0	14	11	22	NOON
AM	99	0	31	20	16	AM
		0	0	1	0	

CONTROL			
Signalized			
TEV	1392 AM	1545 NOON	1673 PM
PHF	0.81	0.97	0.97

Totals (AM)

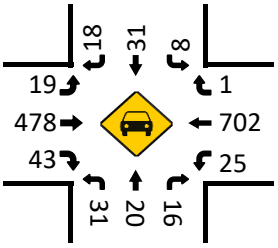

Totals (NOON)

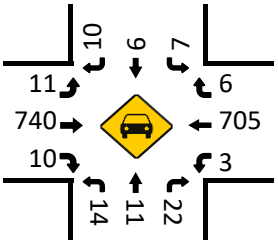

Totals (PM)

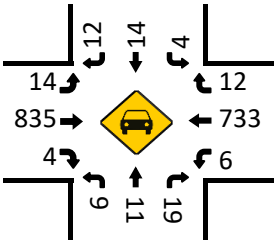

Totals (AM)

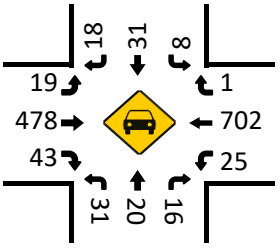

Totals (NOON)

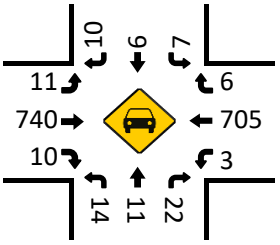

Totals (PM)

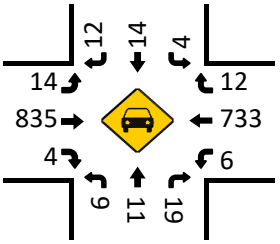

Pedestrians (Crosswalks)

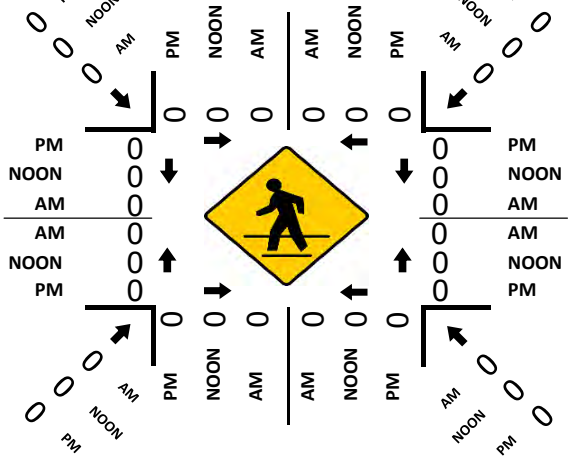

National Data & Surveying Services Intersection Turning Movement Count

Location: N Buena Vista St & W Olive Ave
City: Burbank
Control: Signalized

Project ID: 22-020023-001
Date: 1/18/2022

Data - Totals

NS/EW Streets:	N Buena Vista St				N Buena Vista St				W Olive Ave				W Olive Ave				
AM	NORTHBOUND				SOUTHBOUND				EASTBOUND				WESTBOUND				
	1	2	1	0	1	2	1	0	1	2	0	0	1	2	0	0	
	NL	NT	NR	NU	SL	ST	SR	SU	EL	ET	ER	EU	WL	WT	WR	WU	TOTAL
7:00 AM	7	41	26	0	9	103	60	0	10	37	5	0	18	102	2	0	420
7:15 AM	0	53	28	0	13	121	42	0	17	57	6	0	22	108	5	0	472
7:30 AM	12	79	36	0	58	126	69	0	22	73	5	0	16	138	19	0	653
7:45 AM	26	123	32	0	43	161	64	0	25	108	6	0	34	161	34	0	817
8:00 AM	24	103	39	0	22	159	75	0	27	61	9	0	24	137	25	0	705
8:15 AM	17	77	39	0	15	128	89	0	41	86	14	0	36	164	12	0	718
8:30 AM	8	103	41	0	25	169	77	0	37	101	18	0	28	127	23	0	757
8:45 AM	13	97	47	0	17	128	44	0	50	94	22	0	28	138	19	0	697
	NL	NT	NR	NU	SL	ST	SR	SU	EL	ET	ER	EU	WL	WT	WR	WU	TOTAL
TOTAL VOLUMES :	107	676	288	0	202	1095	520	0	229	617	85	0	206	1075	139	0	5239
APPROACH %'s :	9.99%	63.12%	26.89%	0.00%	11.12%	60.26%	28.62%	0.00%	24.60%	66.27%	9.13%	0.00%	14.51%	75.70%	9.79%	0.00%	
PEAK HR :	07:45 AM - 08:45 AM																TOTAL
PEAK HR VOL :	75	406	151	0	105	617	305	0	130	356	47	0	122	589	94	0	2997
PEAK HR FACTOR :	0.721	0.825	0.921	0.000	0.610	0.913	0.857	0.000	0.793	0.824	0.653	0.000	0.847	0.898	0.691	0.000	0.917
	0.873				0.947				0.854				0.879				

NOON	NORTHBOUND				SOUTHBOUND				EASTBOUND				WESTBOUND				
	1	2	1	0	1	2	1	0	1	2	0	0	1	2	0	0	
	NL	NT	NR	NU	SL	ST	SR	SU	EL	ET	ER	EU	WL	WT	WR	WU	TOTAL
11:00 AM	18	91	31	0	23	114	44	0	52	96	25	0	25	130	12	0	661
11:15 AM	13	108	38	0	18	135	44	0	42	125	19	0	21	117	16	0	696
11:30 AM	18	98	46	0	14	139	42	0	55	129	19	0	43	134	14	0	751
11:45 AM	12	90	40	0	12	109	45	0	59	175	17	0	33	143	12	0	747
12:00 PM	29	108	27	0	14	119	66	0	66	143	15	0	33	149	13	0	782
12:15 PM	11	106	36	0	16	125	70	0	56	132	21	0	34	145	12	0	764
12:30 PM	12	113	27	0	15	161	53	0	47	139	24	0	35	150	11	0	787
12:45 PM	9	113	36	0	18	105	47	0	53	139	28	0	39	133	21	0	741
	NL	NT	NR	NU	SL	ST	SR	SU	EL	ET	ER	EU	WL	WT	WR	WU	TOTAL
TOTAL VOLUMES :	122	827	281	0	130	1007	411	0	430	1078	168	0	263	1101	111	0	5929
APPROACH %'s :	9.92%	67.24%	22.85%	0.00%	8.40%	65.05%	26.55%	0.00%	25.66%	64.32%	10.02%	0.00%	17.83%	74.64%	7.53%	0.00%	
PEAK HR :	11:45 AM - 12:45 PM																TOTAL
PEAK HR VOL :	64	417	130	0	57	514	234	0	228	589	77	0	135	587	48	0	3080
PEAK HR FACTOR :	0.552	0.923	0.813	0.000	0.891	0.798	0.836	0.000	0.864	0.841	0.802	0.000	0.964	0.978	0.923	0.000	0.978
	0.931				0.879				0.890				0.982				

PM	NORTHBOUND				SOUTHBOUND				EASTBOUND				WESTBOUND				
	1	2	1	0	1	2	1	0	1	2	0	0	1	2	0	0	
	NL	NT	NR	NU	SL	ST	SR	SU	EL	ET	ER	EU	WL	WT	WR	WU	TOTAL
4:00 PM	18	125	38	0	18	120	44	0	81	162	23	0	35	142	11	0	817
4:15 PM	18	129	47	0	14	115	55	0	63	148	20	0	31	165	23	0	828
4:30 PM	18	149	26	0	17	108	55	0	69	162	25	0	27	152	14	0	822
4:45 PM	19	135	40	0	10	90	44	0	64	178	19	0	24	145	11	0	779
5:00 PM	19	132	33	0	19	91	49	0	92	191	25	0	27	182	11	0	871
5:15 PM	20	149	36	0	20	125	61	0	62	150	21	0	26	132	15	0	817
5:30 PM	17	132	41	0	15	94	54	0	60	161	11	0	25	169	19	0	798
5:45 PM	12	126	38	0	19	78	48	0	70	180	13	0	23	141	11	0	759
	NL	NT	NR	NU	SL	ST	SR	SU	EL	ET	ER	EU	WL	WT	WR	WU	TOTAL
TOTAL VOLUMES :	141	1077	299	0	132	821	410	0	561	1332	157	0	218	1228	115	0	6491
APPROACH %'s :	9.29%	71.00%	19.71%	0.00%	9.68%	60.23%	30.08%	0.00%	27.37%	64.98%	7.66%	0.00%	13.97%	78.67%	7.37%	0.00%	
PEAK HR :	04:15 PM - 05:15 PM																TOTAL
PEAK HR VOL :	74	545	146	0	60	404	203	0	288	679	89	0	109	644	59	0	3300
PEAK HR FACTOR :	0.974	0.914	0.777	0.000	0.789	0.878	0.923	0.000	0.783	0.889	0.890	0.000	0.879	0.885	0.641	0.000	0.947
	0.986				0.906				0.857				0.923				

Prepared by National Data & Surveying Services

N Buena Vista St & W Olive Ave

Peak Hour Turning Movement Count

ID: 22-020023-001
City: Burbank

Day: Tuesday
Date: 1/18/2022

PEAK HOURS	COUNT PERIODS
07:45 AM - 08:45 AM	7:00 AM - 09:00 AM
11:45 AM - 12:45 PM	11:00 AM - 01:00 PM
04:15 PM - 05:15 PM	4:00 PM - 06:00 PM

SOUTHBOUND (N Buena Vista St)

AM	305	617	105	0	630	AM
NOON	234	514	57	0	693	NOON
PM	203	404	60	0	892	PM

EASTBOUND (W Olive Ave)

AM	NOON	PM		
969	885	921		
0	0	0	0	
130	228	288	1	
356	589	679	2	
47	77	89	0	

WESTBOUND (W Olive Ave)

		PM	NOON	AM
	0	59	48	94
	2	644	587	589
	1	109	135	122
	0	0	0	0
		885	776	612

NORTHBOUND (N Buena Vista St)

PM	602	0	74	545	146	PM
NOON	726	0	64	417	130	NOON
AM	786	0	75	406	151	AM

	1	2	1	0
	0	1	2	1

CONTROL: Signalized

TEV	2997 AM	3080 NOON	3300 PM
PHF	0.92	0.98	0.95

Totals (AM)

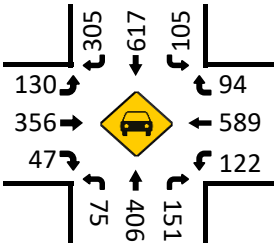

Totals (AM)

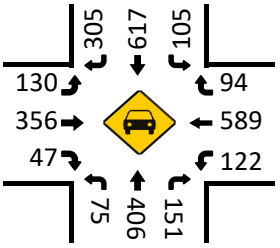

Totals (NOON)

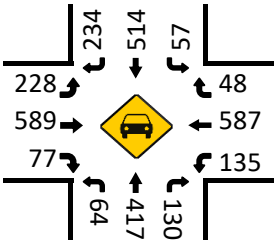

Totals (NOON)

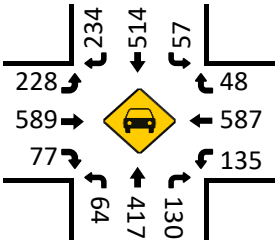

Totals (PM)

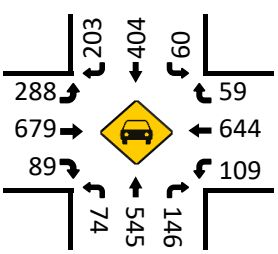

Totals (PM)

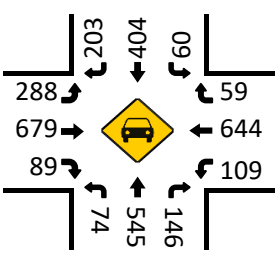

Pedestrians (Crosswalks)

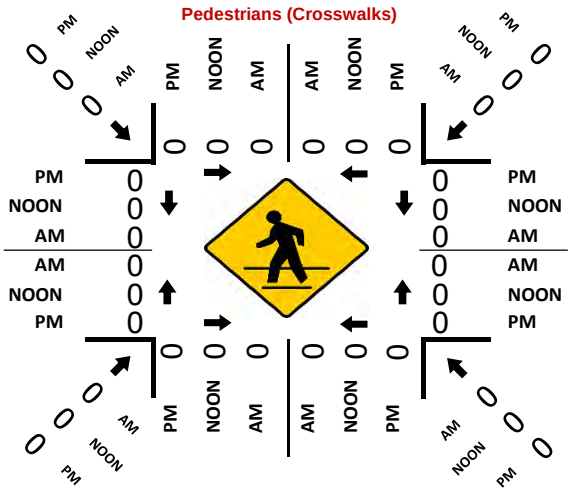

National Data & Surveying Services Intersection Turning Movement Count

Location: S Buena Vista St & W Alameda Ave
City: Burbank
Control: Signalized

Project ID: 22-020023-012
Date: 1/19/2022

Data - Totals

NS/EW Streets:	S Buena Vista St				S Buena Vista St				W Alameda Ave				W Alameda Ave				
AM	NORTHBOUND				SOUTHBOUND				EASTBOUND				WESTBOUND				
	1	2	1	0	1	2	1	0	2	2	1	0	2	2	1	0	
	NL	NT	NR	NU	SL	ST	SR	SU	EL	ET	ER	EU	WL	WT	WR	WU	TOTAL
7:00 AM	22	44	5	0	26	89	11	0	17	24	12	0	30	48	19	0	347
7:15 AM	35	50	4	0	11	94	16	1	31	65	12	0	33	64	9	0	425
7:30 AM	40	64	16	0	42	101	20	0	48	79	18	0	38	69	30	0	565
7:45 AM	49	84	12	0	40	122	34	0	42	114	39	0	31	93	44	0	704
8:00 AM	43	81	15	0	42	113	34	0	37	93	27	0	43	104	28	0	660
8:15 AM	54	83	28	0	44	114	38	0	42	75	27	0	45	84	29	0	663
8:30 AM	35	59	37	0	31	111	41	0	56	106	49	0	53	96	29	0	703
8:45 AM	22	60	28	0	38	107	51	0	52	110	62	0	50	72	28	0	680
	NL	NT	NR	NU	SL	ST	SR	SU	EL	ET	ER	EU	WL	WT	WR	WU	TOTAL
TOTAL VOLUMES :	300	525	145	0	274	851	245	1	325	666	246	0	323	630	216	0	4747
APPROACH %'s :	30.93%	54.12%	14.95%	0.00%	19.99%	62.07%	17.87%	0.07%	26.27%	53.84%	19.89%	0.00%	27.63%	53.89%	18.48%	0.00%	
PEAK HR :	07:45 AM - 08:45 AM																TOTAL
PEAK HR VOL :	181	307	92	0	157	460	147	0	177	388	142	0	172	377	130	0	2730
PEAK HR FACTOR :	0.838	0.914	0.622	0.000	0.892	0.943	0.896	0.000	0.790	0.851	0.724	0.000	0.811	0.906	0.739	0.000	0.969
	0.879				0.974				0.838				0.954				

NOON	NORTHBOUND				SOUTHBOUND				EASTBOUND				WESTBOUND				
	1	2	1	0	1	2	1	0	2	2	1	0	2	2	1	0	
	NL	NT	NR	NU	SL	ST	SR	SU	EL	ET	ER	EU	WL	WT	WR	WU	TOTAL
11:00 AM	27	78	13	0	48	120	42	0	42	109	30	0	35	66	44	0	654
11:15 AM	13	75	14	0	29	138	23	0	46	115	29	0	47	65	34	0	628
11:30 AM	18	82	14	0	31	120	25	0	41	99	20	0	51	76	32	0	609
11:45 AM	13	69	13	0	40	135	35	0	55	108	25	0	41	72	34	0	640
12:00 PM	14	69	11	0	48	153	25	0	51	114	24	0	60	89	38	0	696
12:15 PM	16	79	6	0	40	143	30	0	33	131	35	0	47	91	27	0	678
12:30 PM	24	83	15	0	34	116	25	0	44	124	20	0	37	69	23	0	614
12:45 PM	17	72	15	0	51	117	34	1	56	103	33	0	31	88	46	0	664
	NL	NT	NR	NU	SL	ST	SR	SU	EL	ET	ER	EU	WL	WT	WR	WU	TOTAL
TOTAL VOLUMES :	142	607	101	0	321	1042	239	1	368	903	216	0	349	616	278	0	5183
APPROACH %'s :	16.71%	71.41%	11.88%	0.00%	20.02%	65.00%	14.91%	0.06%	24.75%	60.73%	14.53%	0.00%	28.08%	49.56%	22.37%	0.00%	
PEAK HR :	12:00 PM - 01:00 PM																TOTAL
PEAK HR VOL :	71	303	47	0	173	529	114	1	184	472	112	0	175	337	134	0	2652
PEAK HR FACTOR :	0.740	0.913	0.783	0.000	0.848	0.864	0.838	0.250	0.821	0.901	0.800	0.000	0.729	0.926	0.728	0.000	0.953
	0.863				0.904				0.965				0.864				

PM	NORTHBOUND				SOUTHBOUND				EASTBOUND				WESTBOUND				
	1	2	1	0	1	2	1	0	2	2	1	0	2	2	1	0	
	NL	NT	NR	NU	SL	ST	SR	SU	EL	ET	ER	EU	WL	WT	WR	WU	TOTAL
4:00 PM	13	96	21	0	52	116	23	0	61	156	39	0	35	78	42	0	732
4:15 PM	16	124	17	0	51	96	18	0	43	130	27	0	34	75	39	0	670
4:30 PM	10	105	25	0	45	114	16	0	74	154	40	0	40	74	48	0	745
4:45 PM	16	88	27	0	42	100	25	0	50	158	36	0	43	72	33	0	690
5:00 PM	17	89	22	0	66	115	12	0	54	172	40	0	47	56	35	0	725
5:15 PM	12	98	17	0	65	113	10	0	62	212	27	0	47	77	26	0	766
5:30 PM	11	99	14	0	54	113	13	0	52	203	23	0	42	66	36	0	726
5:45 PM	10	95	14	0	55	94	10	0	48	207	31	0	39	63	38	0	704
	NL	NT	NR	NU	SL	ST	SR	SU	EL	ET	ER	EU	WL	WT	WR	WU	TOTAL
TOTAL VOLUMES :	105	794	157	0	430	861	127	0	444	1392	263	0	327	561	297	0	5758
APPROACH %'s :	9.94%	75.19%	14.87%	0.00%	30.32%	60.72%	8.96%	0.00%	21.15%	66.32%	12.53%	0.00%	27.59%	47.34%	25.06%	0.00%	
PEAK HR :	04:30 PM - 05:30 PM																TOTAL
PEAK HR VOL :	55	380	91	0	218	442	63	0	240	696	143	0	177	279	142	0	2926
PEAK HR FACTOR :	0.809	0.905	0.843	0.000	0.826	0.961	0.630	0.000	0.811	0.821	0.894	0.000	0.941	0.906	0.740	0.000	0.955
	0.939				0.937				0.896				0.923				

Prepared by National Data & Surveying Services

S Buena Vista St & W Alameda Ave

Peak Hour Turning Movement Count

ID: 22-020023-012
City: Burbank

Day: Wednesday
Date: 1/19/2022

PEAK HOURS	COUNT PERIODS
07:45 AM - 08:45 AM	7:00 AM - 09:00 AM
12:00 PM - 01:00 PM	11:00 AM - 01:00 PM
04:30 PM - 05:30 PM	4:00 PM - 06:00 PM

SOUTHBOUND (S Buena Vista St)

AM	147	460	157	0	614	AM
NOON	114	529	173	1	622	NOON
PM	63	442	218	0	762	PM
	1	2	1	0		

EASTBOUND (W Alameda Ave)

AM	NOON	PM	
705	522	397	
0	0	0	0
177	184	240	2
388	472	696	2
142	112	143	1

WESTBOUND (W Alameda Ave)

	PM	NOON	AM
1	142	134	130
2	279	337	377
2	177	175	172
0	0	0	0
	1005	692	637

NORTHBOUND (S Buena Vista St)

	0	1	2	1	
PM	762	0	55	380	91	PM
NOON	816	0	71	303	47	NOON
AM	774	0	181	307	92	AM

CONTROL			
Signalized			
TEV	2730 AM	2652 NOON	2926 PM
PHF	0.97	0.95	0.95

Totals (AM)

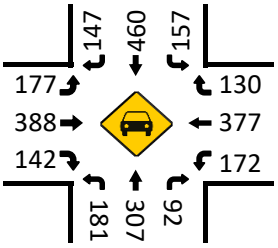

Totals (NOON)

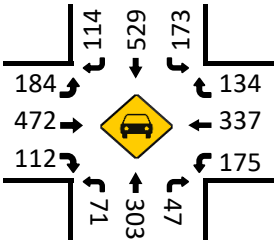

Totals (PM)

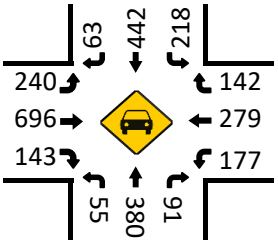

Totals (AM)

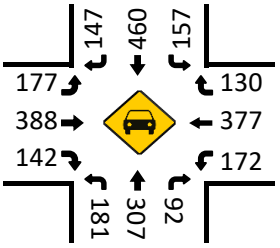

Totals (NOON)

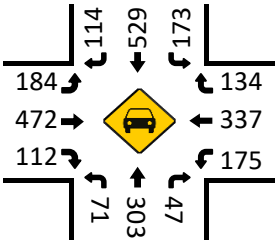

Totals (PM)

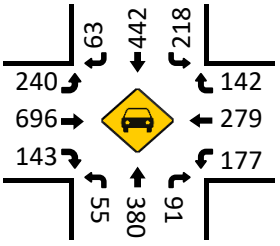

Pedestrians (Crosswalks)

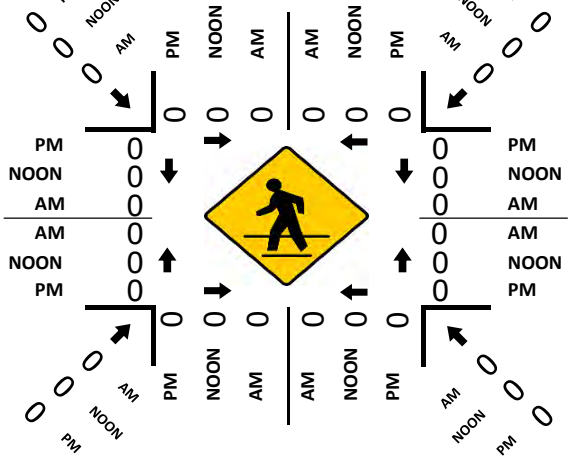

National Data & Surveying Services Intersection Turning Movement Count

Location: S Lincoln St & W Alameda Ave
City: Burbank
Control: Signalized

Project ID: 22-020023-011
Date: 1/19/2022

Data - Totals

NS/EW Streets:	S Lincoln St				S Lincoln St				W Alameda Ave				W Alameda Ave				
AM	NORTHBOUND				SOUTHBOUND				EASTBOUND				WESTBOUND				
	1.5	0.5	1	0	0	1	0	0	1	2	1	0	1	2	0	0	
	NL	NT	NR	NU	SL	ST	SR	SU	EL	ET	ER	EU	WL	WT	WR	WU	TOTAL
7:00 AM	1	1	3	0	0	1	1	0	0	54	0	0	1	99	0	0	161
7:15 AM	0	0	0	0	0	0	1	0	1	76	3	0	3	110	1	0	195
7:30 AM	1	0	2	0	0	0	6	0	1	127	9	0	2	130	2	0	280
7:45 AM	0	0	0	0	1	0	0	0	3	149	8	0	5	195	3	0	364
8:00 AM	0	0	0	0	0	0	3	0	1	141	11	0	4	156	1	0	317
8:15 AM	0	0	2	0	1	1	1	0	4	120	22	2	4	156	0	0	313
8:30 AM	2	0	1	0	0	0	2	0	0	140	31	0	1	160	1	0	338
8:45 AM	1	2	0	0	1	1	2	0	4	144	26	0	2	150	1	0	334
	NL	NT	NR	NU	SL	ST	SR	SU	EL	ET	ER	EU	WL	WT	WR	WU	TOTAL
TOTAL VOLUMES :	5	3	8	0	3	3	16	0	14	951	110	2	22	1156	9	0	2302
APPROACH %'s :	31.25%	18.75%	50.00%	0.00%	13.64%	13.64%	72.73%	0.00%	1.30%	88.30%	10.21%	0.19%	1.85%	97.39%	0.76%	0.00%	
PEAK HR :	07:45 AM - 08:45 AM																TOTAL
PEAK HR VOL :	2	0	3	0	2	1	6	0	8	550	72	2	14	667	5	0	1332
PEAK HR FACTOR :	0.250	0.000	0.375	0.000	0.500	0.250	0.500	0.000	0.500	0.923	0.581	0.250	0.700	0.855	0.417	0.000	0.915
	0.417				0.750				0.924				0.845				

NOON	NORTHBOUND				SOUTHBOUND				EASTBOUND				WESTBOUND				
	1.5	0.5	1	0	0	1	0	0	1	2	1	0	1	2	0	0	
	NL	NT	NR	NU	SL	ST	SR	SU	EL	ET	ER	EU	WL	WT	WR	WU	TOTAL
11:00 AM	2	0	4	0	0	1	1	0	5	153	6	0	2	139	2	0	315
11:15 AM	2	0	3	0	0	1	0	0	1	154	3	0	4	147	0	0	315
11:30 AM	4	0	4	0	0	0	2	0	2	144	2	0	1	157	2	0	318
11:45 AM	2	1	1	0	2	0	1	0	2	151	0	1	4	149	1	0	315
12:00 PM	5	0	6	0	2	1	2	0	3	159	5	0	1	181	3	0	368
12:15 PM	3	2	2	0	0	0	3	0	3	171	1	0	1	159	2	0	347
12:30 PM	5	0	0	0	1	2	3	0	2	162	5	0	2	123	5	0	310
12:45 PM	0	0	5	0	1	0	2	0	0	161	2	0	1	164	2	1	339
	NL	NT	NR	NU	SL	ST	SR	SU	EL	ET	ER	EU	WL	WT	WR	WU	TOTAL
TOTAL VOLUMES :	23	3	25	0	6	5	14	0	18	1255	24	1	16	1219	17	1	2627
APPROACH %'s :	45.10%	5.88%	49.02%	0.00%	24.00%	20.00%	56.00%	0.00%	1.39%	96.69%	1.85%	0.08%	1.28%	97.29%	1.36%	0.08%	
PEAK HR :	12:00 PM - 01:00 PM																TOTAL
PEAK HR VOL :	13	2	13	0	4	3	10	0	8	653	13	0	5	627	12	1	1364
PEAK HR FACTOR :	0.650	0.250	0.542	0.000	0.500	0.375	0.833	0.000	0.667	0.955	0.650	0.000	0.625	0.866	0.600	0.250	0.927
	0.636				0.708				0.963				0.872				

PM	NORTHBOUND				SOUTHBOUND				EASTBOUND				WESTBOUND				
	1.5	0.5	1	0	0	1	0	0	1	2	1	0	1	2	0	0	
	NL	NT	NR	NU	SL	ST	SR	SU	EL	ET	ER	EU	WL	WT	WR	WU	TOTAL
4:00 PM	3	1	2	0	1	0	0	0	1	218	0	0	2	158	3	0	389
4:15 PM	5	0	6	0	2	0	2	0	0	204	1	0	0	149	3	0	372
4:30 PM	2	0	6	0	1	0	6	0	3	219	0	0	0	168	2	0	407
4:45 PM	4	0	13	0	1	1	0	0	0	222	2	0	1	136	2	0	382
5:00 PM	5	0	12	0	3	0	2	0	2	260	2	0	0	143	3	1	433
5:15 PM	4	0	3	0	0	0	0	0	2	299	1	0	1	152	2	0	464
5:30 PM	12	1	9	0	0	0	0	0	2	272	1	0	0	134	0	1	432
5:45 PM	8	0	9	0	1	0	1	0	1	271	3	0	1	135	1	0	431
	NL	NT	NR	NU	SL	ST	SR	SU	EL	ET	ER	EU	WL	WT	WR	WU	TOTAL
TOTAL VOLUMES :	43	2	60	0	9	1	11	0	11	1965	10	0	5	1175	16	2	3310
APPROACH %'s :	40.95%	1.90%	57.14%	0.00%	42.86%	4.76%	52.38%	0.00%	0.55%	98.94%	0.50%	0.00%	0.42%	98.08%	1.34%	0.17%	
PEAK HR :	05:00 PM - 06:00 PM																TOTAL
PEAK HR VOL :	29	1	33	0	4	0	3	0	7	1102	7	0	2	564	6	2	1760
PEAK HR FACTOR :	0.604	0.250	0.688	0.000	0.333	0.000	0.375	0.000	0.875	0.921	0.583	0.000	0.500	0.928	0.500	0.500	0.948
	0.716				0.350				0.924				0.926				

Prepared by National Data & Surveying Services

S Lincoln St & W Alameda Ave

Peak Hour Turning Movement Count

ID: 22-020023-011
City: Burbank

Day: Wednesday
Date: 1/19/2022

PEAK HOURS	COUNT PERIODS
07:45 AM - 08:45 AM	7:00 AM - 09:00 AM
12:00 PM - 01:00 PM	11:00 AM - 01:00 PM
05:00 PM - 06:00 PM	4:00 PM - 06:00 PM

SOUTHBOUND (S Lincoln St)

AM	6	1	2	0	13	AM
NOON	10	3	4	0	22	NOON
PM	3	0	4	0	14	PM

EASTBOUND (W Alameda Ave)

AM	NOON	PM		
677	650	596	⇦	
2	0	0	↶	0
8	8	7	↱	1
550	653	1102	→	2
72	13	7	↳	1
AM	NOON	PM		

WESTBOUND (W Alameda Ave)

PM	NOON	AM		
6	12	5	↰	0
564	627	667	←	2
2	5	14	↰	1
2	1	0	↶	0
1141	671	555	⇨	
PM	NOON	AM		

NORTHBOUND (S Lincoln St)

PM	9	0	29	1	33	PM
NOON	21	0	13	2	13	NOON
AM	87	0	2	0	3	AM

0	1	0	0	↲ ↓ ↳ ↳
0	1.5	0.5	1	↶ ↰ ↑ ↱

CONTROL			
Signalized			
TEV	1332	1364	1760
	AM	NOON	PM
PHF	0.91	0.93	0.95

Totals (AM)

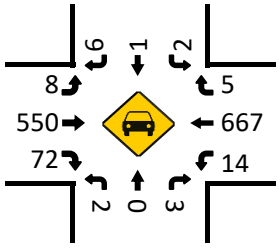

Totals (AM)

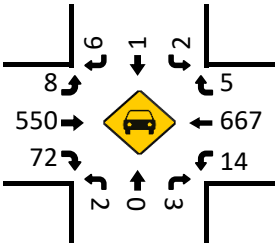

Totals (NOON)

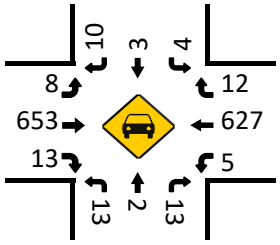

Totals (NOON)

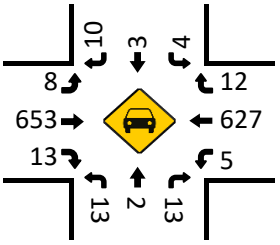

Totals (PM)

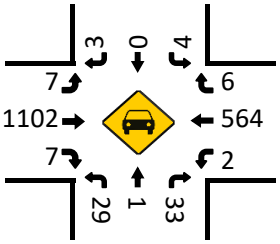

Totals (PM)

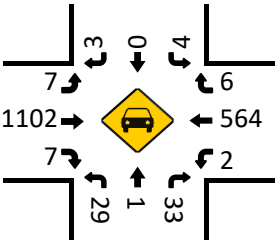

Pedestrians (Crosswalks)

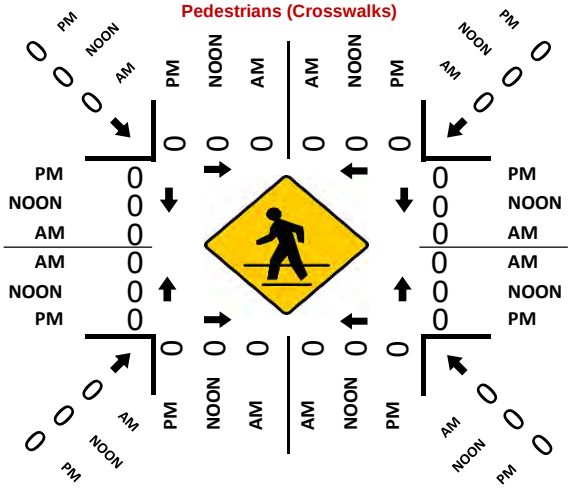

National Data & Surveying Services Intersection Turning Movement Count

Location: Keystone St & W Alameda Ave
City: Burbank
Control: Signalized

Project ID: 22-020023-010
Date: 1/19/2022

Data - Totals

NS/EW Streets:	Keystone St				Keystone St				W Alameda Ave				W Alameda Ave				
AM	NORTHBOUND				SOUTHBOUND				EASTBOUND				WESTBOUND				
	0	1	0	0	0	1	0	0	1	2	0	0	1	2	0	0	
	NL	NT	NR	NU	SL	ST	SR	SU	EL	ET	ER	EU	WL	WT	WR	WU	TOTAL
7:00 AM	0	0	4	0	1	0	2	0	0	54	1	0	7	97	0	1	167
7:15 AM	0	0	2	0	0	1	2	0	1	78	1	0	11	107	2	0	205
7:30 AM	1	0	3	0	3	0	5	0	2	116	0	0	4	134	8	0	276
7:45 AM	1	0	2	0	3	1	3	0	0	148	2	0	11	194	7	0	372
8:00 AM	3	1	2	0	2	1	7	0	2	135	5	0	8	146	1	0	313
8:15 AM	0	1	2	0	2	1	4	0	1	126	4	0	11	151	3	0	306
8:30 AM	0	1	1	0	3	1	3	0	5	133	1	0	12	167	3	0	330
8:45 AM	1	1	1	0	2	1	3	0	2	137	6	0	7	147	6	0	314
	NL	NT	NR	NU	SL	ST	SR	SU	EL	ET	ER	EU	WL	WT	WR	WU	TOTAL
TOTAL VOLUMES :	6	4	17	0	16	6	29	0	13	927	20	0	71	1143	30	1	2283
APPROACH %'s :	22.22%	14.81%	62.96%	0.00%	31.37%	11.76%	56.86%	0.00%	1.35%	96.56%	2.08%	0.00%	5.70%	91.81%	2.41%	0.08%	
PEAK HR :	07:45 AM - 08:45 AM																TOTAL
PEAK HR VOL :	4	3	7	0	10	4	17	0	8	542	12	0	42	658	14	0	1321
PEAK HR FACTOR :	0.333	0.750	0.875	0.000	0.833	1.000	0.607	0.000	0.400	0.916	0.600	0.000	0.875	0.848	0.500	0.000	0.888
	0.583				0.775				0.937				0.842				

NOON	NORTHBOUND				SOUTHBOUND				EASTBOUND				WESTBOUND				
	0	1	0	0	0	1	0	0	1	2	0	0	1	2	0	0	
	NL	NT	NR	NU	SL	ST	SR	SU	EL	ET	ER	EU	WL	WT	WR	WU	TOTAL
11:00 AM	2	2	3	0	5	1	1	0	5	151	1	0	6	143	7	0	327
11:15 AM	3	2	5	0	0	1	6	0	2	152	4	0	5	136	3	0	319
11:30 AM	7	0	3	0	2	0	2	0	4	135	7	0	8	150	6	0	324
11:45 AM	3	4	1	0	3	1	2	0	1	147	4	0	5	148	7	1	327
12:00 PM	4	1	9	0	3	1	6	0	5	166	4	0	3	170	3	0	375
12:15 PM	1	1	4	0	2	0	5	0	2	172	2	0	7	158	6	1	361
12:30 PM	4	3	4	0	2	1	4	0	7	160	1	0	7	123	6	0	322
12:45 PM	5	1	8	0	5	1	4	0	8	161	3	0	5	161	6	0	368
	NL	NT	NR	NU	SL	ST	SR	SU	EL	ET	ER	EU	WL	WT	WR	WU	TOTAL
TOTAL VOLUMES :	29	14	37	0	22	6	30	0	34	1244	26	0	46	1189	44	2	2723
APPROACH %'s :	36.25%	17.50%	46.25%	0.00%	37.93%	10.34%	51.72%	0.00%	2.61%	95.40%	1.99%	0.00%	3.59%	92.82%	3.43%	0.16%	
PEAK HR :	12:00 PM - 01:00 PM																TOTAL
PEAK HR VOL :	14	6	25	0	12	3	19	0	22	659	10	0	22	612	21	1	1426
PEAK HR FACTOR :	0.700	0.500	0.694	0.000	0.600	0.750	0.792	0.000	0.688	0.958	0.625	0.000	0.786	0.900	0.875	0.250	0.951
	0.804				0.850				0.982				0.932				

PM	NORTHBOUND				SOUTHBOUND				EASTBOUND				WESTBOUND				
	0	1	0	0	0	1	0	0	1	2	0	0	1	2	0	0	
	NL	NT	NR	NU	SL	ST	SR	SU	EL	ET	ER	EU	WL	WT	WR	WU	TOTAL
4:00 PM	0	2	6	0	1	3	4	0	1	208	8	0	9	156	2	0	400
4:15 PM	4	3	7	0	0	0	2	0	0	205	5	0	5	144	8	0	383
4:30 PM	5	1	3	0	1	1	1	0	2	225	3	0	5	159	7	0	413
4:45 PM	2	2	4	0	4	0	0	0	2	240	3	0	7	139	3	1	407
5:00 PM	2	0	9	0	4	0	1	0	3	263	4	0	10	140	4	0	440
5:15 PM	2	2	8	0	5	1	5	0	2	299	1	0	6	149	6	0	486
5:30 PM	2	3	4	0	3	2	2	0	2	281	4	0	6	128	6	1	444
5:45 PM	4	1	2	0	2	0	0	0	3	261	1	0	2	129	6	3	414
	NL	NT	NR	NU	SL	ST	SR	SU	EL	ET	ER	EU	WL	WT	WR	WU	TOTAL
TOTAL VOLUMES :	21	14	43	0	20	7	15	0	15	1982	29	0	50	1144	42	5	3387
APPROACH %'s :	26.92%	17.95%	55.13%	0.00%	47.62%	16.67%	35.71%	0.00%	0.74%	97.83%	1.43%	0.00%	4.03%	92.18%	3.38%	0.40%	
PEAK HR :	05:00 PM - 06:00 PM																TOTAL
PEAK HR VOL :	10	6	23	0	14	3	8	0	10	1104	10	0	24	546	22	4	1784
PEAK HR FACTOR :	0.625	0.500	0.639	0.000	0.700	0.375	0.400	0.000	0.833	0.923	0.625	0.000	0.600	0.916	0.917	0.333	0.918
	0.813				0.568				0.930				0.925				

Prepared by National Data & Surveying Services

Keystone St & W Alameda Ave

Peak Hour Turning Movement Count

ID: 22-020023-010
City: Burbank

Day: Wednesday
Date: 1/19/2022

PEAK HOURS		COUNT PERIODS	
AM	07:45 AM - 08:45 AM	AM	7:00 AM - 09:00 AM
NOON	12:00 PM - 01:00 PM	NOON	11:00 AM - 01:00 PM
PM	05:00 PM - 06:00 PM	PM	4:00 PM - 06:00 PM

SOUTHBOUND (Keystone St)

AM	17	4	10	0	25	AM
NOON	19	3	12	0	49	NOON
PM	8	3	14	0	38	PM
	0	1	0	0		

EASTBOUND (W Alameda Ave)

AM	NOON	PM	
679	645	564	
0	0	0	0
8	22	10	1
542	659	1104	2
12	10	10	0
AM	NOON	PM	

WESTBOUND (W Alameda Ave)

	PM	NOON	AM
0	22	21	14
2	546	612	658
1	24	22	42
0	4	1	0
	1145	697	559
	PM	NOON	AM

NORTHBOUND (Keystone St)

PM	37	0	10	6	23	PM
NOON	35	0	14	6	25	NOON
AM	58	0	4	3	7	AM
		0	0	1	0	

CONTROL			
Signalized			
TEV	1321 AM	1426 NOON	1784 PM
PHF	0.89	0.95	0.92

Totals (AM)

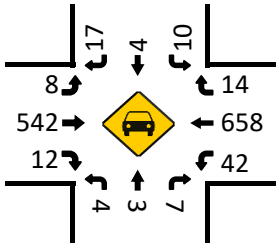

Totals (NOON)

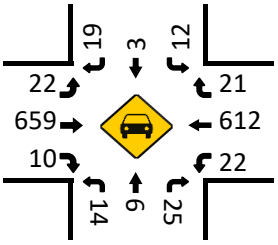

Totals (PM)

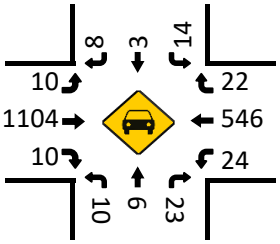

Totals (AM)

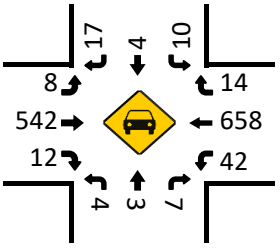

Totals (NOON)

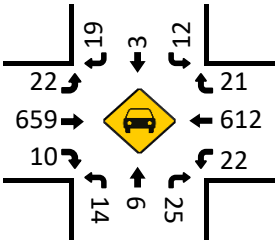

Totals (PM)

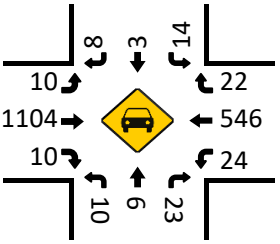

Pedestrians (Crosswalks)

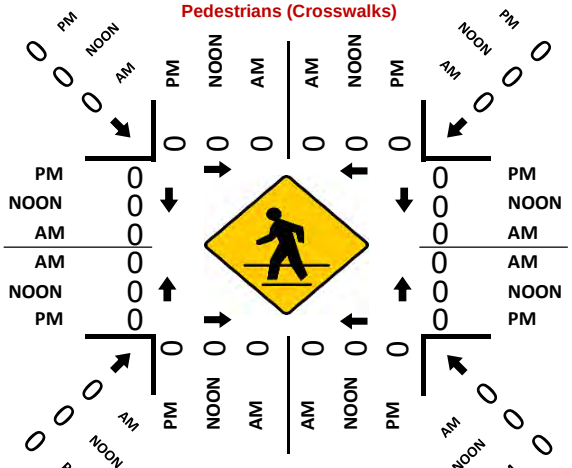

National Data & Surveying Services Intersection Turning Movement Count

Location: S Reese Pl & W Alameda Ave
City: Burbank
Control: Signalized

Project ID: 22-020023-009
Date: 1/19/2022

Data - Totals

AM

NS/EW Streets:	S Reese Pl				S Reese Pl				W Alameda Ave				W Alameda Ave				
	NORTHBOUND				SOUTHBOUND				EASTBOUND				WESTBOUND				
	0	1	0	0	0	1	0	0	1	2	0	0	1	2	0	0	
	NL	NT	NR	NU	SL	ST	SR	SU	EL	ET	ER	EU	WL	WT	WR	WU	TOTAL
7:00 AM	0	0	0	0	0	0	1	0	1	56	0	0	0	108	0	1	167
7:15 AM	1	0	0	0	2	0	2	0	2	72	1	0	1	117	0	0	198
7:30 AM	2	0	3	0	2	0	2	0	0	126	1	0	2	159	1	0	298
7:45 AM	1	0	2	0	1	0	6	0	0	147	0	0	0	227	2	0	386
8:00 AM	0	0	1	0	2	0	2	0	0	137	0	0	3	152	3	0	300
8:15 AM	3	1	1	0	1	0	6	0	2	127	4	0	2	152	1	0	300
8:30 AM	0	0	1	0	0	0	3	0	0	143	0	0	1	173	0	0	321
8:45 AM	1	0	3	0	1	0	2	0	1	134	2	0	3	160	1	0	308
	NL	NT	NR	NU	SL	ST	SR	SU	EL	ET	ER	EU	WL	WT	WR	WU	TOTAL
TOTAL VOLUMES :	8	1	11	0	9	0	24	0	6	942	8	0	12	1248	8	1	2278
APPROACH %'s :	40.00%	5.00%	55.00%	0.00%	27.27%	0.00%	72.73%	0.00%	0.63%	98.54%	0.84%	0.00%	0.95%	98.35%	0.63%	0.08%	
PEAK HR :	07:45 AM - 08:45 AM																TOTAL
PEAK HR VOL :	4	1	5	0	4	0	17	0	2	554	4	0	6	704	6	0	1307
PEAK HR FACTOR :	0.333	0.250	0.625	0.000	0.500	0.000	0.708	0.000	0.250	0.942	0.250	0.000	0.500	0.775	0.500	0.000	0.847
	0.500				0.750				0.952				0.782				

NOON

	NORTHBOUND				SOUTHBOUND				EASTBOUND				WESTBOUND				
	0	1	0	0	0	1	0	0	1	2	0	0	1	2	0	0	
	NL	NT	NR	NU	SL	ST	SR	SU	EL	ET	ER	EU	WL	WT	WR	WU	TOTAL
11:00 AM	0	0	0	0	2	0	1	0	1	161	1	0	3	148	1	0	318
11:15 AM	2	0	0	0	1	0	3	0	1	150	1	0	0	141	1	0	300
11:30 AM	2	0	2	0	0	0	3	0	2	138	1	0	3	144	1	0	296
11:45 AM	0	0	2	0	0	0	2	0	0	160	2	0	0	161	1	0	328
12:00 PM	1	0	1	0	0	0	0	0	0	169	2	0	2	179	0	0	354
12:15 PM	4	0	7	0	1	0	5	0	2	181	2	0	2	163	2	1	370
12:30 PM	1	0	1	0	0	0	2	0	1	164	0	0	2	137	0	0	308
12:45 PM	2	0	1	0	2	0	4	0	1	159	4	0	1	153	0	0	327
	NL	NT	NR	NU	SL	ST	SR	SU	EL	ET	ER	EU	WL	WT	WR	WU	TOTAL
TOTAL VOLUMES :	12	0	14	0	6	0	20	0	8	1282	13	0	13	1226	6	1	2601
APPROACH %'s :	46.15%	0.00%	53.85%	0.00%	23.08%	0.00%	76.92%	0.00%	0.61%	98.39%	1.00%	0.00%	1.04%	98.39%	0.48%	0.08%	
PEAK HR :	11:45 AM - 12:45 PM																TOTAL
PEAK HR VOL :	6	0	11	0	1	0	9	0	3	674	6	0	6	640	3	1	1360
PEAK HR FACTOR :	0.375	0.000	0.393	0.000	0.250	0.000	0.450	0.000	0.375	0.931	0.750	0.000	0.750	0.894	0.375	0.250	0.919
	0.386				0.417				0.923				0.898				

PM

	NORTHBOUND				SOUTHBOUND				EASTBOUND				WESTBOUND				
	0	1	0	0	0	1	0	0	1	2	0	0	1	2	0	0	
	NL	NT	NR	NU	SL	ST	SR	SU	EL	ET	ER	EU	WL	WT	WR	WU	TOTAL
4:00 PM	0	0	1	0	0	0	2	0	2	220	0	0	1	156	2	0	384
4:15 PM	3	1	1	0	0	0	1	0	1	206	1	0	3	146	1	1	365
4:30 PM	2	0	1	0	0	0	0	0	2	216	0	0	1	165	1	1	389
4:45 PM	0	0	3	0	1	0	2	0	2	245	0	0	2	144	4	2	405
5:00 PM	3	0	0	0	1	0	2	0	4	263	0	0	2	156	0	0	431
5:15 PM	0	0	7	0	1	0	2	0	4	303	1	1	1	167	1	1	489
5:30 PM	1	0	7	0	1	0	3	0	6	279	3	0	2	135	2	0	439
5:45 PM	2	1	3	0	4	0	3	0	4	252	3	0	3	120	2	0	397
	NL	NT	NR	NU	SL	ST	SR	SU	EL	ET	ER	EU	WL	WT	WR	WU	TOTAL
TOTAL VOLUMES :	11	2	23	0	8	0	15	0	25	1984	8	1	15	1189	13	5	3299
APPROACH %'s :	30.56%	5.56%	63.89%	0.00%	34.78%	0.00%	65.22%	0.00%	1.24%	98.32%	0.40%	0.05%	1.23%	97.30%	1.06%	0.41%	
PEAK HR :	04:45 PM - 05:45 PM																TOTAL
PEAK HR VOL :	4	0	17	0	4	0	9	0	16	1090	4	1	7	602	7	3	1764
PEAK HR FACTOR :	0.333	0.000	0.607	0.000	1.000	0.000	0.750	0.000	0.667	0.899	0.333	0.250	0.875	0.901	0.438	0.375	0.902
	0.656				0.813				0.899				0.910				

Prepared by National Data & Surveying Services

S Reese Pl & W Alameda Ave

Peak Hour Turning Movement Count

ID: 22-020023-009
City: Burbank

Day: Wednesday
Date: 1/19/2022

PEAK HOURS	COUNT PERIODS
07:45 AM - 08:45 AM	7:00 AM - 09:00 AM
11:45 AM - 12:45 PM	11:00 AM - 01:00 PM
04:45 PM - 05:45 PM	4:00 PM - 06:00 PM

SOUTHBOUND (S Reese Pl)

AM	17	0	4	0	9	AM
NOON	9	0	1	0	6	NOON
PM	9	0	4	0	23	PM

EASTBOUND (W Alameda Ave)

AM	NOON	PM		
725	655	616	⇦	
0	0	1	↶	0
2	3	16	↱	1
554	674	1090	→	2
4	6	4	↳	0

WESTBOUND (W Alameda Ave)

		PM	NOON	AM
0	↰	7	3	6
2	←	602	640	704
1	↰	7	6	6
0	↶	3	1	0
	⇨	1114	687	563

NORTHBOUND (S Reese Pl)

PM	11	0	4	0	17	PM
NOON	12	0	6	0	11	NOON
AM	10	0	4	1	5	AM

⇩	↶ 0	↰ 0	↑ 1	↱ 0

CONTROL: Signalized

TEV	1307 AM	1360 NOON	1764 PM
PHF	0.85	0.92	0.90

Totals (AM)

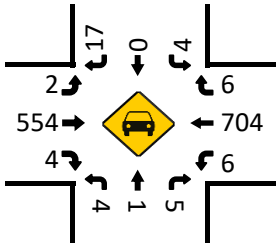

Totals (NOON)

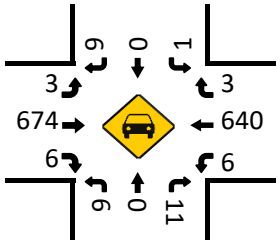

Totals (PM)

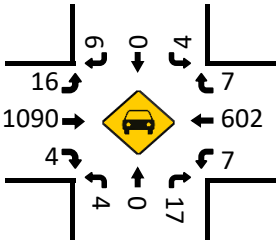

Totals (AM)

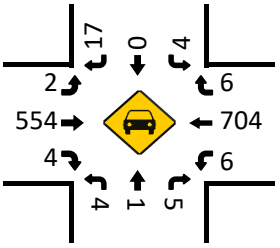

Totals (NOON)

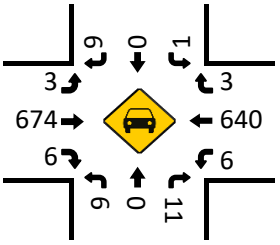

Totals (PM)

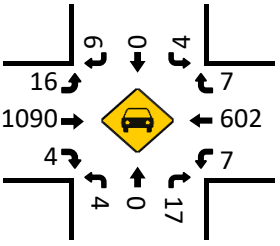

Pedestrians (Crosswalks)

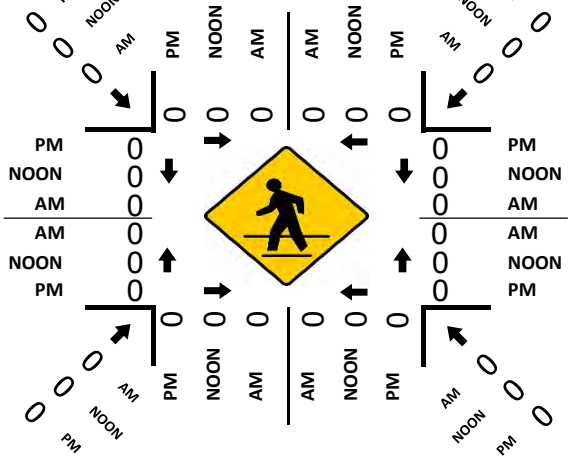

National Data & Surveying Services Intersection Turning Movement Count

Location: S Mariposa St & W Alameda Ave
City: Burbank
Control: Signalized

Project ID: 22-020023-008
Date: 1/19/2022

Data - Totals

NS/EW Streets:	S Mariposa St				S Mariposa St				W Alameda Ave				W Alameda Ave				
AM	NORTHBOUND				SOUTHBOUND				EASTBOUND				WESTBOUND				
	0	1	0	0	0	1	0	0	1	2	0	0	1	2	0	0	
	NL	NT	NR	NU	SL	ST	SR	SU	EL	ET	ER	EU	WL	WT	WR	WU	TOTAL
7:00 AM	1	1	0	0	3	0	5	0	1	62	4	0	0	106	4	0	187
7:15 AM	0	0	2	0	11	2	3	0	9	61	0	0	1	111	13	0	213
7:30 AM	1	3	2	0	10	0	12	0	31	104	2	0	0	148	35	0	348
7:45 AM	2	5	5	0	29	1	36	0	32	120	3	0	0	172	42	0	447
8:00 AM	1	2	8	0	6	0	9	0	17	132	2	0	1	135	10	0	323
8:15 AM	2	1	21	0	6	0	3	0	3	126	1	0	5	147	5	0	320
8:30 AM	0	0	8	0	9	1	3	0	4	142	0	0	1	176	7	0	351
8:45 AM	3	1	3	0	4	0	4	0	3	142	0	0	2	151	7	0	320
	NL	NT	NR	NU	SL	ST	SR	SU	EL	ET	ER	EU	WL	WT	WR	WU	TOTAL
TOTAL VOLUMES :	10	13	49	0	78	4	75	0	100	889	12	0	10	1146	123	0	2509
APPROACH %'s :	13.89%	18.06%	68.06%	0.00%	49.68%	2.55%	47.77%	0.00%	9.99%	88.81%	1.20%	0.00%	0.78%	89.60%	9.62%	0.00%	
PEAK HR :	07:45 AM - 08:45 AM																TOTAL
PEAK HR VOL :	5	8	42	0	50	2	51	0	56	520	6	0	7	630	64	0	1441
PEAK HR FACTOR :	0.625	0.400	0.500	0.000	0.431	0.500	0.354	0.000	0.438	0.915	0.500	0.000	0.350	0.895	0.381	0.000	0.806
	0.573				0.390				0.939				0.819				

NOON	NORTHBOUND				SOUTHBOUND				EASTBOUND				WESTBOUND				
	0	1	0	0	0	1	0	0	1	2	0	0	1	2	0	0	
	NL	NT	NR	NU	SL	ST	SR	SU	EL	ET	ER	EU	WL	WT	WR	WU	TOTAL
11:00 AM	3	3	3	0	8	0	1	0	3	161	2	0	2	144	9	0	339
11:15 AM	3	2	2	0	8	1	4	0	8	140	2	0	3	136	6	0	315
11:30 AM	3	1	3	0	8	0	2	0	0	155	2	0	2	155	2	0	333
11:45 AM	1	4	1	0	8	0	2	0	2	153	0	0	0	161	5	0	337
12:00 PM	2	1	3	0	2	0	4	0	3	169	2	0	2	182	13	0	383
12:15 PM	0	1	7	0	12	3	2	0	3	182	2	1	1	168	7	0	389
12:30 PM	0	1	9	0	6	0	1	0	1	166	3	0	1	141	7	0	336
12:45 PM	5	2	6	0	10	1	0	0	1	172	0	1	3	157	9	0	367
	NL	NT	NR	NU	SL	ST	SR	SU	EL	ET	ER	EU	WL	WT	WR	WU	TOTAL
TOTAL VOLUMES :	17	15	34	0	62	5	16	0	21	1298	13	2	14	1244	58	0	2799
APPROACH %'s :	25.76%	22.73%	51.52%	0.00%	74.70%	6.02%	19.28%	0.00%	1.57%	97.30%	0.97%	0.15%	1.06%	94.53%	4.41%	0.00%	
PEAK HR :	12:00 PM - 01:00 PM																TOTAL
PEAK HR VOL :	7	5	25	0	30	4	7	0	8	689	7	2	7	648	36	0	1475
PEAK HR FACTOR :	0.350	0.625	0.694	0.000	0.625	0.333	0.438	0.000	0.667	0.946	0.583	0.500	0.583	0.890	0.692	0.000	0.948
	0.712				0.603				0.939				0.877				

PM	NORTHBOUND				SOUTHBOUND				EASTBOUND				WESTBOUND				
	0	1	0	0	0	1	0	0	1	2	0	0	1	2	0	0	
	NL	NT	NR	NU	SL	ST	SR	SU	EL	ET	ER	EU	WL	WT	WR	WU	TOTAL
4:00 PM	1	2	7	0	14	0	11	0	9	225	1	0	2	145	11	0	428
4:15 PM	1	1	5	0	7	1	4	0	8	197	2	0	2	162	10	0	400
4:30 PM	0	1	8	0	8	2	7	0	3	218	2	0	3	184	12	0	448
4:45 PM	3	2	8	0	7	1	2	0	2	242	1	0	6	148	8	0	430
5:00 PM	4	5	8	0	9	1	3	0	5	287	2	0	4	156	5	0	489
5:15 PM	1	0	7	0	5	1	6	0	6	287	2	0	5	168	7	1	496
5:30 PM	1	1	6	0	4	2	6	0	11	285	0	0	2	140	4	0	462
5:45 PM	2	0	8	0	7	0	2	0	4	267	2	1	2	130	4	0	429
	NL	NT	NR	NU	SL	ST	SR	SU	EL	ET	ER	EU	WL	WT	WR	WU	TOTAL
TOTAL VOLUMES :	13	12	57	0	61	8	41	0	48	2008	12	1	26	1233	61	1	3582
APPROACH %'s :	15.85%	14.63%	69.51%	0.00%	55.45%	7.27%	37.27%	0.00%	2.32%	97.05%	0.58%	0.05%	1.97%	93.34%	4.62%	0.08%	
PEAK HR :	04:45 PM - 05:45 PM																TOTAL
PEAK HR VOL :	9	8	29	0	25	5	17	0	24	1101	5	0	17	612	24	1	1877
PEAK HR FACTOR :	0.563	0.400	0.906	0.000	0.694	0.625	0.708	0.000	0.545	0.959	0.625	0.000	0.708	0.911	0.750	0.250	0.946
	0.676				0.904				0.954				0.903				

Prepared by National Data & Surveying Services

S Mariposa St & W Alameda Ave

Peak Hour Turning Movement Count

ID: 22-020023-008
City: Burbank

Day: Wednesday
Date: 1/19/2022

PEAK HOURS		COUNT PERIODS
07:45 AM - 08:45 AM		7:00 AM - 09:00 AM
12:00 PM - 01:00 PM		11:00 AM - 01:00 PM
04:45 PM - 05:45 PM		4:00 PM - 06:00 PM

SOUTHBOUND (S Mariposa St)

	Left	Thru	Right	U-turn	Total
AM	51	2	50	0	128
NOON	7	4	30	0	49
PM	17	5	25	0	56

EASTBOUND (W Alameda Ave)

	Left	Thru	Right	U-turn
AM	0	56	520	6
NOON	2	8	689	7
PM	0	24	1101	5
Total	686	664	638	
U-turn	0	1	2	0

WESTBOUND (W Alameda Ave)

	Left	Thru	Right	U-turn
AM	0	2	1	0
NOON	36	648	7	0
PM	64	630	7	0
Total	24	612	17	1
U-turn	0	2	1	0

NORTHBOUND (S Mariposa St)

	Left	Thru	Right	U-turn	Total
AM	15	0	5	8	42
NOON	18	0	7	5	25
PM	27	0	9	8	29
U-turn	0	0	1	0	

CONTROL	
Signalized	

	AM	NOON	PM
TEV	1441	1475	1877
PHF	0.81	0.95	0.95

Totals (AM)

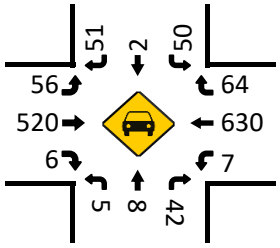

Totals (AM)

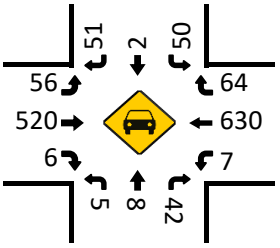

Totals (NOON)

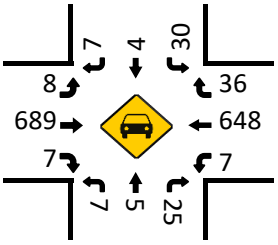

Totals (NOON)

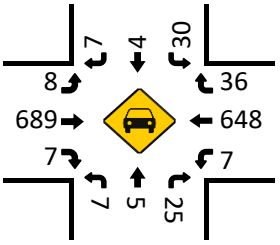

Totals (PM)

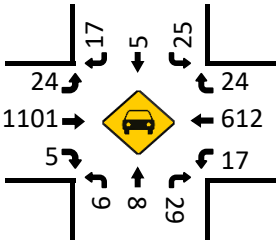

Totals (PM)

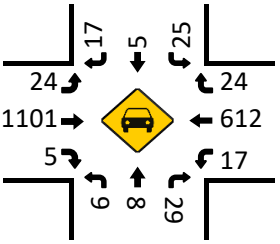

Pedestrians (Crosswalks)

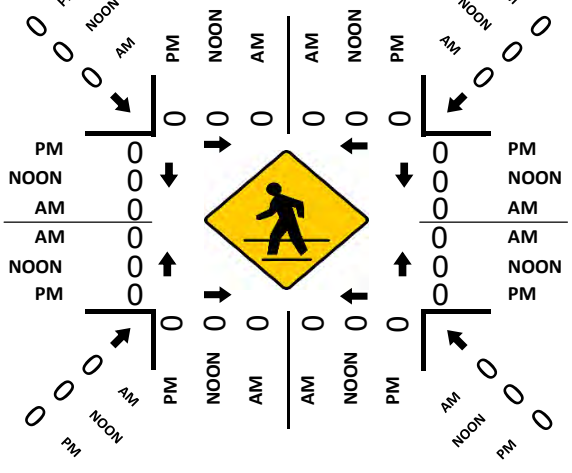

National Data & Surveying Services Intersection Turning Movement Count

Location: S Main St & W Oak St
City: Burbank
Control: 3-Way Stop(NB/SB/EB)

Project ID: 22-020023-007
Date: 1/19/2022

Data - Totals

NS/EW Streets:	S Main St				S Main St				W Oak St				W Oak St				
AM	NORTHBOUND				SOUTHBOUND				EASTBOUND				WESTBOUND				
	0	1	0	0	0	1	0	0	0	1	0	0	0	0	0	0	
	NL	NT	NR	NU	SL	ST	SR	SU	EL	ET	ER	EU	WL	WT	WR	WU	TOTAL
7:00 AM	8	4	0	0	0	17	6	0	0	0	11	0	0	0	0	0	46
7:15 AM	11	7	0	0	0	24	6	0	1	0	13	0	0	0	0	0	62
7:30 AM	20	12	0	0	0	32	18	1	4	0	36	0	0	0	0	0	123
7:45 AM	36	10	0	0	0	43	28	0	10	0	62	0	0	0	0	0	189
8:00 AM	14	17	0	0	0	62	10	0	1	0	33	0	0	0	0	0	137
8:15 AM	16	11	0	0	0	58	1	0	0	0	30	0	0	0	0	0	116
8:30 AM	13	20	0	0	0	23	7	1	1	0	9	0	0	0	0	0	74
8:45 AM	8	23	0	0	0	28	2	0	2	0	14	0	0	0	0	0	77
	NL	NT	NR	NU	SL	ST	SR	SU	EL	ET	ER	EU	WL	WT	WR	WU	TOTAL
TOTAL VOLUMES :	126	104	0	0	0	287	78	2	19	0	208	0	0	0	0	0	824
APPROACH %'s :	54.78%	45.22%	0.00%	0.00%	0.00%	78.20%	21.25%	0.54%	8.37%	0.00%	91.63%	0.00%					
PEAK HR :	07:30 AM - 08:30 AM																TOTAL
PEAK HR VOL :	86	50	0	0	0	195	57	1	15	0	161	0	0	0	0	0	565
PEAK HR FACTOR :	0.597	0.735	0.000	0.000	0.000	0.786	0.509	0.250	0.375	0.000	0.649	0.000	0.000	0.000	0.000	0.000	0.747
	0.739				0.878				0.611								

NOON	NORTHBOUND				SOUTHBOUND				EASTBOUND				WESTBOUND				
	0	1	0	0	0	1	0	0	0	1	0	0	0	0	0	0	
	NL	NT	NR	NU	SL	ST	SR	SU	EL	ET	ER	EU	WL	WT	WR	WU	TOTAL
11:00 AM	11	34	0	0	0	29	2	0	2	0	10	0	0	0	0	0	88
11:15 AM	9	28	0	1	0	33	2	0	3	0	10	0	0	0	0	0	86
11:30 AM	9	28	0	0	0	34	3	0	2	0	16	0	0	0	0	0	92
11:45 AM	7	34	0	1	0	28	9	0	2	0	15	0	0	0	0	0	96
12:00 PM	9	21	0	0	0	32	3	0	2	0	16	0	0	0	0	0	83
12:15 PM	9	30	0	0	0	45	5	0	2	0	20	0	0	0	0	0	111
12:30 PM	12	21	0	0	0	38	5	0	3	0	14	0	0	0	0	0	93
12:45 PM	15	37	0	0	0	36	6	0	4	0	16	0	0	0	0	0	114
	NL	NT	NR	NU	SL	ST	SR	SU	EL	ET	ER	EU	WL	WT	WR	WU	TOTAL
TOTAL VOLUMES :	81	233	0	2	0	275	35	0	20	0	117	0	0	0	0	0	763
APPROACH %'s :	25.63%	73.73%	0.00%	0.63%	0.00%	88.71%	11.29%	0.00%	14.60%	0.00%	85.40%	0.00%					
PEAK HR :	12:00 PM - 01:00 PM																TOTAL
PEAK HR VOL :	45	109	0	0	0	151	19	0	11	0	66	0	0	0	0	0	401
PEAK HR FACTOR :	0.750	0.736	0.000	0.000	0.000	0.839	0.792	0.000	0.688	0.000	0.825	0.000	0.000	0.000	0.000	0.000	0.879
	0.740				0.850				0.875								

PM	NORTHBOUND				SOUTHBOUND				EASTBOUND				WESTBOUND				
	0	1	0	0	0	1	0	0	0	1	0	0	0	0	0	0	
	NL	NT	NR	NU	SL	ST	SR	SU	EL	ET	ER	EU	WL	WT	WR	WU	TOTAL
4:00 PM	12	19	0	0	0	36	11	0	3	0	19	0	0	0	0	0	100
4:15 PM	15	37	0	0	0	50	3	0	1	0	27	0	0	0	0	0	133
4:30 PM	19	34	0	0	0	37	5	0	0	0	18	0	0	0	0	0	113
4:45 PM	13	35	0	0	0	45	5	0	3	0	10	0	0	0	0	0	111
5:00 PM	14	23	0	0	0	36	4	0	4	0	19	0	0	0	0	0	100
5:15 PM	12	23	0	0	0	45	5	0	4	0	13	0	0	0	0	0	102
5:30 PM	11	26	0	0	0	43	8	0	2	0	10	0	0	0	0	0	100
5:45 PM	18	30	0	0	0	33	6	0	2	0	12	0	0	0	0	0	101
	NL	NT	NR	NU	SL	ST	SR	SU	EL	ET	ER	EU	WL	WT	WR	WU	TOTAL
TOTAL VOLUMES :	114	227	0	0	0	325	47	0	19	0	128	0	0	0	0	0	860
APPROACH %'s :	33.43%	66.57%	0.00%	0.00%	0.00%	87.37%	12.63%	0.00%	12.93%	0.00%	87.07%	0.00%					
PEAK HR :	04:15 PM - 05:15 PM																TOTAL
PEAK HR VOL :	61	129	0	0	0	168	17	0	8	0	74	0	0	0	0	0	457
PEAK HR FACTOR :	0.803	0.872	0.000	0.000	0.000	0.840	0.850	0.000	0.500	0.000	0.685	0.000	0.000	0.000	0.000	0.000	0.859
	0.896				0.873				0.732								

Prepared by National Data & Surveying Services

S Main St & W Oak St

Peak Hour Turning Movement Count

ID: 22-020023-007
City: Burbank

Day: Wednesday
Date: 1/19/2022

PEAK HOURS	
AM	07:30 AM - 08:30 AM
NOON	12:00 PM - 01:00 PM
PM	04:15 PM - 05:15 PM

COUNT PERIODS	
AM	7:00 AM - 09:00 AM
NOON	11:00 AM - 01:00 PM
PM	4:00 PM - 06:00 PM

SOUTHBOUND (S Main St)

AM	57	195	0	1	66	AM
NOON	19	151	0	0	120	NOON
PM	17	168	0	0	137	PM

EASTBOUND (W Oak St)

AM	NOON	PM		
143	64	78		
0	0	0		0
15	11	8		0
0	0	0		1
161	66	74		0

WESTBOUND (W Oak St)

PM	NOON	AM	
0	0	0	0
0	0	0	0
0	0	0	0
0	0	0	0
0	0	0	

NORTHBOUND (S Main St)

PM	242	0	61	129	0	PM
NOON	217	0	45	109	0	NOON
AM	356	0	86	50	0	AM

Turning movements (red): 0 1 0 0 | 0 0 1 0

CONTROL			
3-Way Stop(NB/SB/EB)			
TEV	565 AM	401 NOON	457 PM
PHF	0.75	0.88	0.86

Totals (AM)

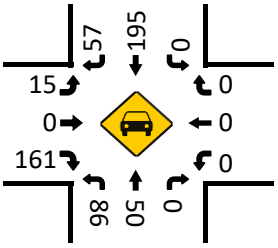

Totals (NOON)

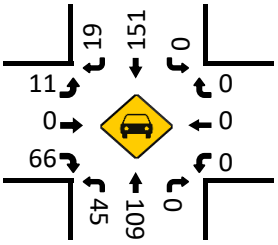

Totals (PM)

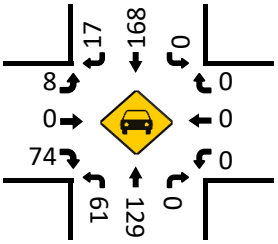

Totals (AM)

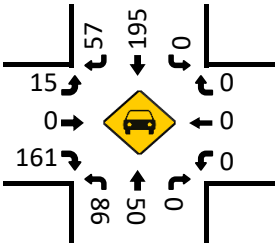

Totals (NOON)

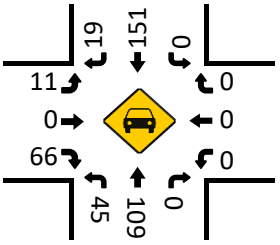

Totals (PM)

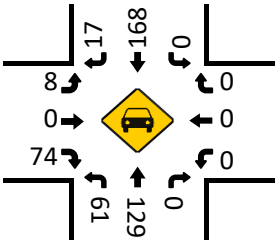

Pedestrians (Crosswalks)

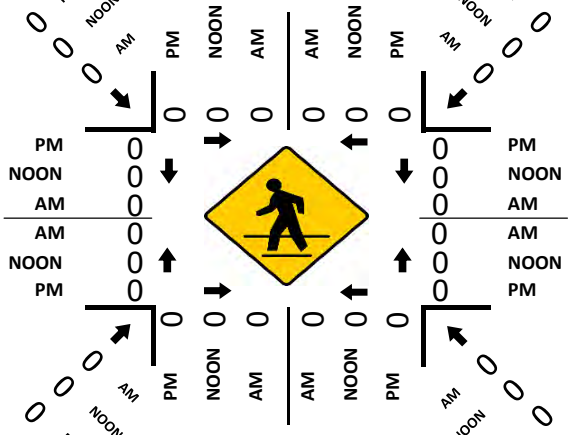

ATTACHMENT 3 - 911

National Data & Surveying Services Intersection Turning Movement Count

Location: Victory Blvd & W Olive Ave
City: Burbank
Control: Signalized

Project ID: 22-020023-006
Date: 1/19/2022

Data - Totals

NS/EW Streets: Victory Blvd | Victory Blvd | W Olive Ave | W Olive Ave

AM

	NORTHBOUND				SOUTHBOUND				EASTBOUND				WESTBOUND				
	1	2	1	0	1	2	1	0	1	2	0	0	1	2	1	0	
	NL	NT	NR	NU	SL	ST	SR	SU	EL	ET	ER	EU	WL	WT	WR	WU	TOTAL
7:00 AM	4	39	8	0	24	57	34	0	25	50	2	0	14	68	15	0	340
7:15 AM	7	46	14	0	23	86	38	0	26	59	3	0	17	97	11	0	427
7:30 AM	11	73	22	0	22	136	51	0	32	78	8	0	20	143	14	0	610
7:45 AM	19	100	26	0	31	159	44	0	43	97	6	0	19	108	17	0	669
8:00 AM	22	97	21	0	35	140	44	0	39	106	12	0	23	129	19	0	687
8:15 AM	23	95	9	0	25	151	46	0	24	72	10	0	12	115	18	0	600
8:30 AM	15	88	24	0	29	115	32	0	44	110	8	0	18	123	24	0	630
8:45 AM	12	105	22	0	29	134	47	0	51	94	12	0	17	110	17	0	650
	NL	NT	NR	NU	SL	ST	SR	SU	EL	ET	ER	EU	WL	WT	WR	WU	TOTAL
TOTAL VOLUMES :	113	643	146	0	218	978	336	0	284	666	61	0	140	893	135	0	4613
APPROACH %'s :	12.53%	71.29%	16.19%	0.00%	14.23%	63.84%	21.93%	0.00%	28.09%	65.88%	6.03%	0.00%	11.99%	76.46%	11.56%	0.00%	
PEAK HR :	07:45 AM - 08:45 AM																TOTAL
PEAK HR VOL :	79	380	80	0	120	565	166	0	150	385	36	0	72	475	78	0	2586
PEAK HR FACTOR :	0.859	0.950	0.769	0.000	0.857	0.888	0.902	0.000	0.852	0.875	0.750	0.000	0.783	0.921	0.813	0.000	0.941
	0.929				0.909				0.881				0.914				

NOON

	NORTHBOUND				SOUTHBOUND				EASTBOUND				WESTBOUND				
	1	2	1	0	1	2	1	0	1	2	0	0	1	2	1	0	
	NL	NT	NR	NU	SL	ST	SR	SU	EL	ET	ER	EU	WL	WT	WR	WU	TOTAL
11:00 AM	14	104	29	0	30	121	55	1	65	103	7	0	10	112	29	0	680
11:15 AM	9	93	28	0	33	126	72	0	50	108	16	0	16	122	26	0	699
11:30 AM	10	104	27	0	25	117	63	0	64	119	11	0	17	118	44	0	719
11:45 AM	14	94	21	0	47	146	62	0	56	106	10	0	22	100	40	0	718
12:00 PM	13	131	19	1	33	138	61	0	70	107	14	0	21	137	32	0	777
12:15 PM	12	98	25	0	35	124	84	1	56	121	14	0	23	131	42	0	766
12:30 PM	13	98	27	0	34	142	80	0	52	138	10	0	21	131	29	0	775
12:45 PM	14	117	29	0	39	154	71	1	45	138	13	1	20	130	48	0	820
	NL	NT	NR	NU	SL	ST	SR	SU	EL	ET	ER	EU	WL	WT	WR	WU	TOTAL
TOTAL VOLUMES :	99	839	205	1	276	1068	548	3	458	940	95	1	150	981	290	0	5954
APPROACH %'s :	8.65%	73.34%	17.92%	0.09%	14.56%	56.36%	28.92%	0.16%	30.66%	62.92%	6.36%	0.07%	10.56%	69.04%	20.41%	0.00%	
PEAK HR :	12:00 PM - 01:00 PM																TOTAL
PEAK HR VOL :	52	444	100	1	141	558	296	2	223	504	51	1	85	529	151	0	3138
PEAK HR FACTOR :	0.929	0.847	0.862	0.250	0.904	0.906	0.881	0.500	0.796	0.913	0.911	0.250	0.924	0.965	0.786	0.000	0.957
	0.910				0.941				0.974				0.966				

PM

	NORTHBOUND				SOUTHBOUND				EASTBOUND				WESTBOUND				
	1	2	1	0	1	2	1	0	1	2	0	0	1	2	1	0	
	NL	NT	NR	NU	SL	ST	SR	SU	EL	ET	ER	EU	WL	WT	WR	WU	TOTAL
4:00 PM	13	138	27	0	34	173	63	0	48	162	10	0	24	114	32	0	838
4:15 PM	9	128	20	0	26	169	67	0	64	159	12	0	33	93	42	0	822
4:30 PM	19	110	31	0	32	156	74	0	54	180	14	0	18	126	23	0	837
4:45 PM	15	154	31	0	37	195	76	0	47	149	14	0	23	115	41	0	897
5:00 PM	12	124	20	0	31	185	73	0	55	179	7	0	24	135	44	0	889
5:15 PM	17	123	26	0	30	187	82	0	42	173	6	0	23	127	39	0	875
5:30 PM	17	121	22	0	33	199	65	0	57	179	8	0	15	137	33	0	886
5:45 PM	10	134	32	0	37	157	79	0	54	195	8	0	19	117	30	0	872
	NL	NT	NR	NU	SL	ST	SR	SU	EL	ET	ER	EU	WL	WT	WR	WU	TOTAL
TOTAL VOLUMES :	112	1032	209	0	260	1421	579	0	421	1376	79	0	179	964	284	0	6916
APPROACH %'s :	8.28%	76.27%	15.45%	0.00%	11.50%	62.88%	25.62%	0.00%	22.44%	73.35%	4.21%	0.00%	12.54%	67.55%	19.90%	0.00%	
PEAK HR :	04:45 PM - 05:45 PM																TOTAL
PEAK HR VOL :	61	522	99	0	131	766	296	0	201	680	35	0	85	514	157	0	3547
PEAK HR FACTOR :	0.897	0.847	0.798	0.000	0.885	0.962	0.902	0.000	0.882	0.950	0.625	0.000	0.885	0.938	0.892	0.000	0.989
	0.853				0.968				0.939				0.931				

Prepared by National Data & Surveying Services

Victory Blvd & W Olive Ave

Peak Hour Turning Movement Count

ID: 22-020023-006
City: Burbank

Day: Wednesday
Date: 1/19/2022

PEAK HOURS	COUNT PERIODS
07:45 AM - 08:45 AM	7:00 AM - 09:00 AM
12:00 PM - 01:00 PM	11:00 AM - 01:00 PM
04:45 PM - 05:45 PM	4:00 PM - 06:00 PM

SOUTHBOUND (Victory Blvd)

AM	166	565	120	0	608	AM
NOON	296	558	141	2	820	NOON
PM	296	766	131	0	880	PM

EASTBOUND (W Olive Ave)

AM	NOON	PM	
720	878	871	⇦
0	1	0	0
150	223	201	1
385	504	680	2
36	51	35	0

WESTBOUND (W Olive Ave)

	PM	NOON	AM
1	157	151	78
2	514	529	475
1	85	85	72
0	0	0	0
⇨	910	745	585

NORTHBOUND (Victory Blvd)

PM	886	0	61	522	99	PM
NOON	695	1	52	444	100	NOON
AM	673	0	79	380	80	AM

0	1	2	1

CONTROL			
Signalized			
TEV	2586 AM	3138 NOON	3547 PM
PHF	0.94	0.96	0.99

Totals (AM)

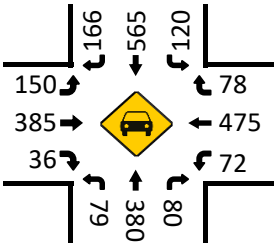

Totals (NOON)

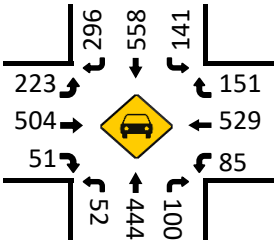

Totals (PM)

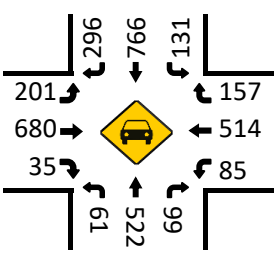

Pedestrians (Crosswalks)

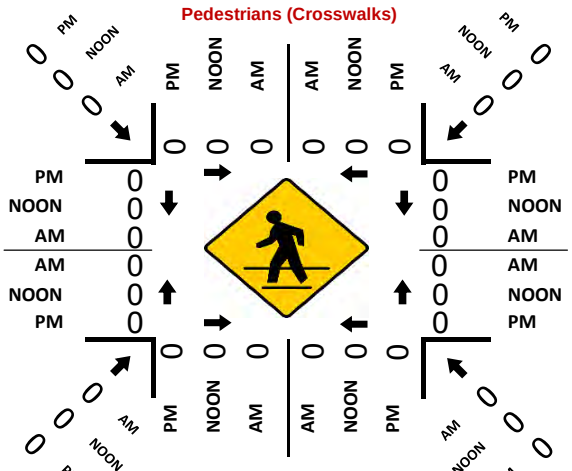

Totals (AM)

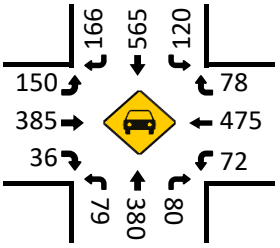

Totals (NOON)

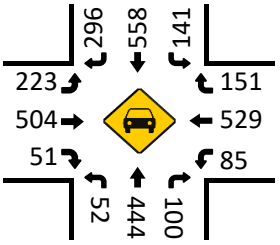

Totals (PM)

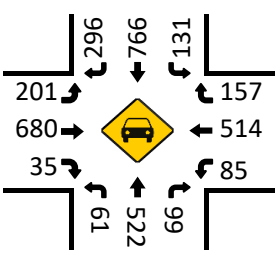

National Data & Surveying Services Intersection Turning Movement Count

Location: S Virginia Ave & W Olive Ave
City: Burbank
Control: Signalized

Project ID: 22-020023-005
Date: 1/19/2022

Data - Totals

NS/EW Streets:	S Virginia Ave				S Virginia Ave				W Olive Ave				W Olive Ave				
AM	NORTHBOUND				SOUTHBOUND				EASTBOUND				WESTBOUND				
	0	1	0	0	0	0	0	0	0	2	0	0	1	2	0	0	
	NL	NT	NR	NU	SL	ST	SR	SU	EL	ET	ER	EU	WL	WT	WR	WU	TOTAL
7:00 AM	2	0	5	0	0	0	0	0	0	68	1	0	2	106	0	1	185
7:15 AM	0	0	1	0	0	0	0	0	0	88	2	0	1	131	0	0	223
7:30 AM	5	0	7	0	0	0	0	0	0	110	2	0	1	208	0	0	333
7:45 AM	29	0	27	0	0	0	0	0	0	125	12	0	6	155	0	0	354
8:00 AM	6	0	16	0	0	0	0	0	0	143	2	0	4	175	0	0	346
8:15 AM	1	0	7	0	0	0	0	0	0	107	4	0	5	157	0	2	283
8:30 AM	4	0	5	0	0	0	0	0	0	157	1	0	7	148	0	0	322
8:45 AM	1	0	7	0	0	0	0	0	0	150	3	0	5	171	0	0	337
	NL	NT	NR	NU	SL	ST	SR	SU	EL	ET	ER	EU	WL	WT	WR	WU	TOTAL
TOTAL VOLUMES :	48	0	75	0	0	0	0	0	0	948	27	0	31	1251	0	3	2383
APPROACH %'s :	39.02%	0.00%	60.98%	0.00%					0.00%	97.23%	2.77%	0.00%	2.41%	97.35%	0.00%	0.23%	
PEAK HR :	07:30 AM - 08:30 AM																TOTAL
PEAK HR VOL :	41	0	57	0	0	0	0	0	0	485	20	0	16	695	0	2	1316
PEAK HR FACTOR :	0.353	0.000	0.528	0.000	0.000	0.000	0.000	0.000	0.000	0.848	0.417	0.000	0.667	0.835	0.000	0.250	0.929
	0.438								0.871				0.853				

NOON	NORTHBOUND				SOUTHBOUND				EASTBOUND				WESTBOUND				
	0	1	0	0	0	0	0	0	0	2	0	0	1	2	0	0	
	NL	NT	NR	NU	SL	ST	SR	SU	EL	ET	ER	EU	WL	WT	WR	WU	TOTAL
11:00 AM	5	0	10	0	0	0	0	0	0	149	1	0	2	168	0	2	337
11:15 AM	2	0	12	0	0	0	0	0	0	159	4	0	8	188	0	2	375
11:30 AM	1	0	12	0	0	0	0	0	0	168	0	0	2	182	0	0	365
11:45 AM	3	0	4	0	0	0	0	0	0	164	2	0	2	176	0	0	351
12:00 PM	5	0	6	0	0	0	0	0	0	188	2	0	4	188	0	1	394
12:15 PM	7	0	14	0	0	0	0	0	0	175	2	0	4	211	0	0	413
12:30 PM	1	0	9	0	0	0	0	0	0	198	6	0	4	209	0	1	428
12:45 PM	3	0	8	0	0	0	0	0	0	181	6	0	3	208	0	0	409
	NL	NT	NR	NU	SL	ST	SR	SU	EL	ET	ER	EU	WL	WT	WR	WU	TOTAL
TOTAL VOLUMES :	27	0	75	0	0	0	0	0	0	1382	23	0	29	1530	0	6	3072
APPROACH %'s :	26.47%	0.00%	73.53%	0.00%					0.00%	98.36%	1.64%	0.00%	1.85%	97.76%	0.00%	0.38%	
PEAK HR :	12:00 PM - 01:00 PM																TOTAL
PEAK HR VOL :	16	0	37	0	0	0	0	0	0	742	16	0	15	816	0	2	1644
PEAK HR FACTOR :	0.571	0.000	0.661	0.000	0.000	0.000	0.000	0.000	0.000	0.937	0.667	0.000	0.938	0.967	0.000	0.500	0.960
	0.631								0.929				0.969				

PM	NORTHBOUND				SOUTHBOUND				EASTBOUND				WESTBOUND				
	0	1	0	0	0	0	0	0	0	2	0	0	1	2	0	0	
	NL	NT	NR	NU	SL	ST	SR	SU	EL	ET	ER	EU	WL	WT	WR	WU	TOTAL
4:00 PM	6	0	15	0	0	0	0	0	0	218	7	0	5	181	0	1	433
4:15 PM	4	0	10	0	0	0	0	0	0	210	1	0	4	178	0	1	408
4:30 PM	4	0	7	0	0	0	0	0	0	254	5	0	8	204	0	0	482
4:45 PM	4	0	8	0	0	0	0	0	0	197	3	0	1	187	0	2	402
5:00 PM	3	0	16	0	0	0	0	0	0	234	4	0	8	204	0	0	469
5:15 PM	1	0	10	0	0	0	0	0	0	205	1	0	7	217	0	0	441
5:30 PM	6	0	8	0	0	0	0	0	0	225	4	0	3	211	0	1	458
5:45 PM	2	0	9	0	0	0	0	0	0	245	3	0	5	193	0	0	457
	NL	NT	NR	NU	SL	ST	SR	SU	EL	ET	ER	EU	WL	WT	WR	WU	TOTAL
TOTAL VOLUMES :	30	0	83	0	0	0	0	0	0	1788	28	0	41	1575	0	5	3550
APPROACH %'s :	26.55%	0.00%	73.45%	0.00%					0.00%	98.46%	1.54%	0.00%	2.53%	97.16%	0.00%	0.31%	
PEAK HR :	05:00 PM - 06:00 PM																TOTAL
PEAK HR VOL :	12	0	43	0	0	0	0	0	0	909	12	0	23	825	0	1	1825
PEAK HR FACTOR :	0.500	0.000	0.672	0.000	0.000	0.000	0.000	0.000	0.000	0.928	0.750	0.000	0.719	0.950	0.000	0.250	0.973
	0.724								0.928				0.948				

Prepared by National Data & Surveying Services

S Virginia Ave & W Olive Ave

Peak Hour Turning Movement Count

ID: 22-020023-005
City: Burbank

Day: Wednesday
Date: 1/19/2022

PEAK HOURS	COUNT PERIODS
07:30 AM - 08:30 AM	7:00 AM - 09:00 AM
12:00 PM - 01:00 PM	11:00 AM - 01:00 PM
05:00 PM - 06:00 PM	4:00 PM - 06:00 PM

SOUTHBOUND (S Virginia Ave)

AM	0	0	0	0	0	AM
NOON	0	0	0	0	0	NOON
PM	0	0	0	0	0	PM

EASTBOUND (W Olive Ave)

AM	NOON	PM		
736	832	837	⇦	
0	0	0	↶	0
0	0	0	↱	0
485	742	909	→	2
20	16	12	↳	0
AM	NOON	PM		

WESTBOUND (W Olive Ave)

PM	NOON	AM		
0	0	0	↰	0
825	816	695	←	2
23	15	16	↰	1
1	2	2	↰	0
953	781	544	⇨	
PM	NOON	AM		

NORTHBOUND (S Virginia Ave)

PM	35	0	12	0	43	PM
NOON	31	0	16	0	37	NOON
AM	36	0	41	0	57	AM

	↓	↰	↑	↱
	0	0	1	0

CONTROL			
Signalized			
TEV	1316 AM	1644 NOON	1825 PM
PHF	0.93	0.96	0.97

Totals (AM)

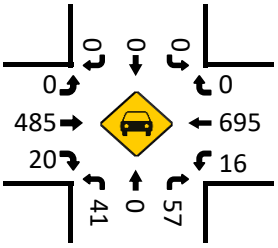

Totals (AM)

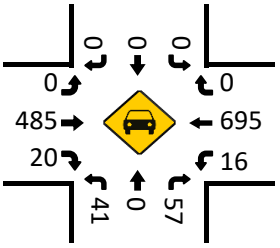

Totals (NOON)

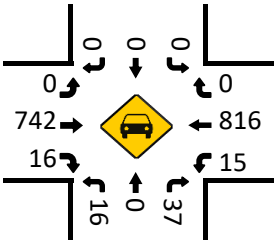

Totals (NOON)

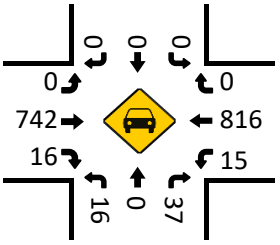

Totals (PM)

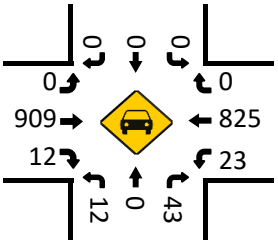

Totals (PM)

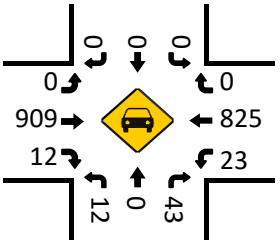

Pedestrians (Crosswalks)

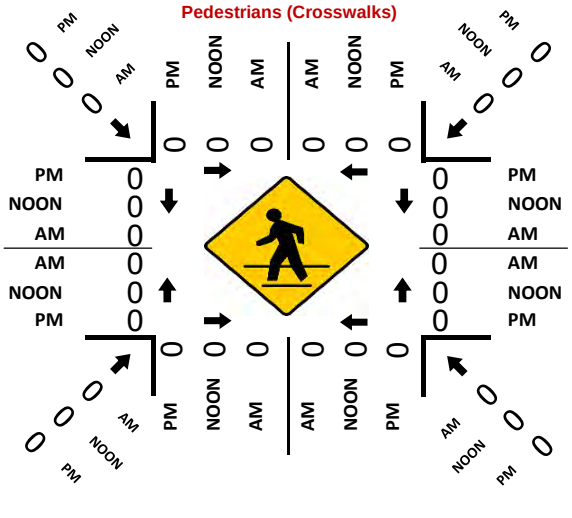

National Data & Surveying Services **Intersection Turning Movement Count**

Location: N Sparks St & W Olive Ave/W Verdugo Ave
City: Burbank
Control: Signalized

Project ID: 22-020023-004
Date: 1/19/2022

Data - Totals

NS/EW Streets:	N Sparks St						N Sparks St						W Olive Ave/W Verdugo Ave						W Olive Ave/W Verdugo Ave						EASTBOUND2					WESTBOUND2					
AM	NORTHBOUND						SOUTHBOUND						EASTBOUND						WESTBOUND																
	0	1	0	0	0	0	1	1	0	0	0	0	1	2	0	0	0	0	1	2	1	0	0	0	0	0	0	0	0	0	0	0	0	0	
	NL	NT	NR	NU	NL2	NR2	SL	ST	SR	SU	SL2	SR2	EL	ET	ER	EU	ET2	EU2	WL	WT	WR	WU	WT2	WU2	E2T	E2L2	E2T2	E2R2	E2U2	W2T	W2L2	W2T2	W2R2	W2U2	TOTAL
7:00 AM	3	2	3	0	5	0	0	7	2	0	4	0	0	53	2	0	4	0	1	90	1	0	7	0	15	1	10	7	0	15	0	20	0	0	252
7:15 AM	3	2	0	0	4	3	3	2	1	0	3	0	0	65	7	0	11	0	4	113	0	0	15	0	30	0	18	6	1	15	0	22	0	0	328
7:30 AM	3	5	3	0	21	1	1	11	0	0	14	0	2	82	5	0	13	1	4	126	0	0	36	0	58	2	25	6	2	52	1	24	1	0	499
7:45 AM	5	9	4	0	27	0	2	18	3	0	22	0	2	101	8	0	23	1	6	133	0	0	49	0	63	3	30	4	0	82	0	35	5	0	635
8:00 AM	2	3	4	0	22	1	2	7	6	0	8	1	3	92	5	0	10	1	3	137	1	0	16	0	42	5	33	2	0	36	1	21	0	0	456
8:15 AM	2	4	3	1	6	3	3	2	3	0	11	4	3	96	9	0	12	0	3	145	1	0	26	0	33	1	26	3	1	36	0	13	2	0	452
8:30 AM	4	3	7	0	3	0	0	1	7	0	4	1	5	109	6	0	22	0	3	111	3	0	37	0	36	2	30	6	2	27	0	18	0	0	475
8:45 AM	8	5	3	0	7	0	6	2	1	0	4	2	2	119	6	0	8	0	6	133	3	0	19	0	25	3	36	5	1	30	1	18	2	0	455
	NL	NT	NR	NU	NL2	NR2	SL	ST	SR	SU	SL2	SR2	EL	ET	ER	EU	ET2	EU2	WL	WT	WR	WU	WT2	WU2	E2T	E2L2	E2T2	E2R2	E2U2	W2T	W2L2	W2T2	W2R2	W2U2	TOTAL
TOTAL VOLUMES :	30	33	27	1	85	8	17	50	23	0	70	8	17	710	48	0	103	3	30	988	9	0	200	0	292	17	208	39	7	295	3	171	10	0	3502
APPROACH %'s :	16.30%	17.93%	14.67%	0.54%	46.20%	4.35%	10.12%	29.76%	13.69%	0.00%	41.67%	4.76%	1.93%	80.59%	5.45%	0.00%	11.69%	0.34%	2.44%	80.52%	0.73%	0.00%	16.30%	0.00%	51.87%	3.02%	36.94%	6.93%	1.24%	61.59%	0.63%	35.70%	2.09%	0.00%	
PEAK HR :	07:15 AM - 08:15 AM																																		TOTAL
PEAK HR VOL :	12	21	14	1	66	5	8	38	12	0	55	5	10	371	27	0	58	3	16	541	2	0	127	0	196	11	114	15	3	208	2	93	8	0	2042
PEAK HR FACTOR :	0.600	0.583	0.875	0.250	0.611	0.417	0.667	0.528	0.500	0.000	0.625	0.313	0.833	0.918	0.750	0.000	0.630	0.750	0.667	0.933	0.500	0.000	0.648	0.000	0.778	0.550	0.864	0.625	0.375	0.634	0.500	0.664	0.400	0.000	0.804
			0.661						0.655						0.869						0.912														

NOON	NORTHBOUND						SOUTHBOUND						EASTBOUND						WESTBOUND																
	0	1	0	0	0	0	1	1	0	0	0	0	1	2	0	0	0	0	1	2	1	0	0	0	0	0	0	0	0	0	0	0	0	0	
	NL	NT	NR	NU	NL2	NR2	SL	ST	SR	SU	SL2	SR2	EL	ET	ER	EU	ET2	EU2	WL	WT	WR	WU	WT2	WU2	E2T	E2L2	E2T2	E2R2	E2U2	W2T	W2L2	W2T2	W2R2	W2U2	TOTAL
11:00 AM	3	6	0	0	5	2	6	3	10	0	4	0	4	122	3	0	12	1	1	136	3	0	31	0	30	5	27	1	1	25	1	12	3	0	454
11:15 AM	4	6	3	0	3	1	0	3	6	0	3	3	2	131	9	0	18	1	0	151	3	0	37	1	21	8	33	4	2	19	0	11	1	0	484
11:30 AM	2	2	7	0	1	2	6	5	3	0	3	2	2	121	7	0	8	1	0	128	5	0	29	0	26	2	32	3	0	19	0	14	0	0	430
11:45 AM	2	2	4	0	5	0	5	4	3	0	5	1	2	128	7	0	9	1	3	143	5	0	27	0	25	4	27	1	1	30	0	10	4	0	458
12:00 PM	2	3	5	0	6	1	8	6	2	0	3	4	3	144	2	0	15	2	3	154	5	0	32	1	26	4	45	2	3	24	0	21	4	0	530
12:15 PM	5	3	0	0	0	0	3	6	7	0	5	2	3	151	7	0	19	3	2	151	5	0	43	0	30	5	25	5	3	25	0	6	0	0	514
12:30 PM	2	9	4	0	3	2	7	4	4	0	3	0	2	155	5	0	13	0	5	171	4	0	34	2	28	7	32	7	4	33	0	18	2	0	560
12:45 PM	3	5	6	0	6	1	2	3	4	0	7	4	4	148	5	0	12	4	5	150	2	0	40	0	42	6	40	3	4	38	0	15	1	0	560
	NL	NT	NR	NU	NL2	NR2	SL	ST	SR	SU	SL2	SR2	EL	ET	ER	EU	ET2	EU2	WL	WT	WR	WU	WT2	WU2	E2T	E2L2	E2T2	E2R2	E2U2	W2T	W2L2	W2T2	W2R2	W2U2	TOTAL
TOTAL VOLUMES :	23	39	29	0	29	9	37	34	39	0	33	16	22	1100	45	0	106	13	19	1177	31	0	273	4	228	41	261	26	18	213	1	109	15	0	3990
APPROACH %'s :	17.83%	30.23%	22.48%	0.00%	22.48%	6.98%	23.27%	21.38%	24.53%	0.00%	20.75%	10.06%	1.71%	85.54%	3.50%	0.00%	8.24%	1.01%	1.26%	78.26%	2.06%	0.00%	18.15%	0.27%	39.72%	7.14%	45.47%	4.53%	3.14%	63.02%	0.30%	32.25%	4.44%	0.00%	
PEAK HR :	12:00 PM - 01:00 PM																																		TOTAL
PEAK HR VOL :	12	20	15	0	15	4	20	19	17	0	18	10	12	598	19	0	59	9	15	626	16	0	149	3	126	22	142	17	14	120	0	60	7	0	2164
PEAK HR FACTOR :	0.600	0.556	0.625	0.000	0.625	0.500	0.625	0.792	0.607	0.000	0.643	0.625	0.750	0.965	0.679	0.000	0.776	0.563	0.750	0.915	0.800	0.000	0.866	0.375	0.750	0.786	0.789	0.607	0.875	0.789	0.000	0.714	0.438	0.000	0.966
			0.786						0.913						0.952						0.936														

PM	NORTHBOUND						SOUTHBOUND						EASTBOUND						WESTBOUND																
	0	1	0	0	0	0	1	1	0	0	0	0	1	2	0	0	0	0	1	2	1	0	0	0	0	0	0	0	0	0	0	0	0	0	
	NL	NT	NR	NU	NL2	NR2	SL	ST	SR	SU	SL2	SR2	EL	ET	ER	EU	ET2	EU2	WL	WT	WR	WU	WT2	WU2	E2T	E2L2	E2T2	E2R2	E2U2	W2T	W2L2	W2T2	W2R2	W2U2	TOTAL
4:00 PM	1	4	4	0	5	1	6	10	0	0	6	2	7	178	6	0	23	1	1	149	4	0	43	0	57	9	39	3	1	52	0	15	2	0	629
4:15 PM	5	9	3	0	9	1	2	6	4	0	13	7	6	156	5	0	16	1	1	130	1	0	28	1	44	6	43	2	0	23	1	13	6	1	543
4:30 PM	3	6	5	0	7	1	10	3	5	0	6	3	5	198	6	0	24	0	2	159	5	0	40	1	34	6	41	1	0	44	1	9	3	1	629
4:45 PM	2	6	1	0	2	1	6	7	3	0	2	1	2	142	2	0	22	1	1	133	2	0	29	0	56	7	53	2	4	31	0	14	2	1	535
5:00 PM	2	4	6	0	5	2	4	6	3	0	4	1	5	176	4	0	17	1	3	168	3	0	41	1	48	4	38	3	3	42	0	14	2	0	618
5:15 PM	5	3	3	0	6	1	8	0	3	0	5	2	3	173	6	0	22	0	3	162	3	0	44	0	39	4	38	3	2	33	0	9	1	0	581
5:30 PM	3	2	6	0	8	2	4	6	6	0	10	1	5	168	6	0	17	1	1	147	4	0	56	1	56	5	49	2	2	18	2	9	1	0	598
5:45 PM	2	5	3	0	5	1	3	7	6	0	5	2	8	183	3	0	13	1	3	134	0	0	43	0	45	7	52	3	1	36	1	17	2	0	590
	NL	NT	NR	NU	NL2	NR2	SL	ST	SR	SU	SL2	SR2	EL	ET	ER	EU	ET2	EU2	WL	WT	WR	WU	WT2	WU2	E2T	E2L2	E2T2	E2R2	E2U2	W2T	W2L2	W2T2	W2R2	W2U2	TOTAL
TOTAL VOLUMES :	23	39	31	0	47	10	43	45	30	0	51	19	41	1374	38	0	149	6	20	1182	22	0	324	4	379	48	353	19	13	286	5	100	19	3	4723
APPROACH %'s :	15.33%	26.00%	20.67%	0.00%	31.33%	6.67%	22.87%	23.94%	15.96%	0.00%	27.13%	10.11%	2.55%	85.45%	2.36%	0.00%	9.27%	0.37%	1.29%	76.16%	1.42%	0.00%	20.88%	0.26%	46.67%	5.91%	43.47%	2.34%	1.60%	69.25%	1.21%	24.21%	4.60%	0.73%	
PEAK HR :	05:00 PM - 06:00 PM																																		TOTAL
PEAK HR VOL :	12	14	18	0	24	6	19	19	18	0	24	6	21	700	19	0	64	3	15	611	10	0	184	2	188	20	177	11	8	136	3	49	6	0	2387
PEAK HR FACTOR :	0.600	0.700	0.750	0.000	0.750	0.750	0.594	0.679	0.750	0.000	0.600	0.750	0.656	0.956	0.792	0.000	0.727	0.750	0.469	0.909	0.625	0.000	0.821	0.500	0.839	0.714	0.851	0.917	0.667	0.680	0.375	0.721	0.750	0.000	0.966
			0.881						0.796						0.970						0.930														

Exolanation for extra leo movements

Movements enterino the extra leo

W2T	Movements exitino from Extra Leo /W Verduoo Ave\ enterino into W Verduoo Ave headino WB
W2R2	Movements exitino from Extra Leo /W Verduoo Ave\ enterino into N Sparks St headino NB
W2T2	Movements exitino from Extra Leo /W Verduoo Ave\ enterino into W Olive Ave headino SB
W2L2	Movements exitino from Extra Leo /W Verduoo Ave\ enterino into N Sparks St headino SB
W2U2	Movements exitino from Extra Leo /W Verduoo Ave\ enterino into W Olive Ave headino EB

Exolanation for extra leo movements

Movements enterino the extra leo

E2L2	Movements exitino from Extra Leo /W Verduoo Ave\ enterino into N Sparks St headino NB
E2T2	Movements exitino from Extra Leo /W Verduoo Ave\ enterino into W Olive Ave headino EB
E2R2	Movements exitino from Extra Leo /W Verduoo Ave\ enterino into N Sparks St headino SB
E2U2	Movements exitino from Extra Leo /W Verduoo Ave\ enterino into W Olive Ave headino WB

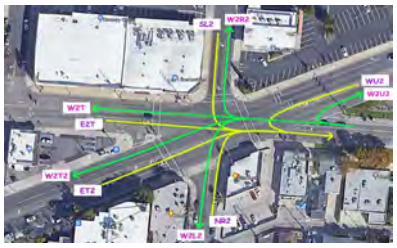

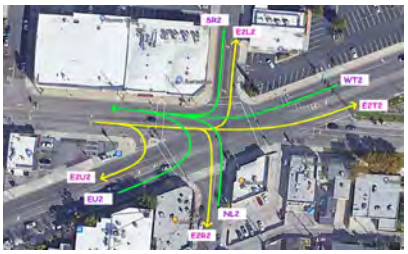

Prepared by National Data & Surveying Services

N Sparks St & W Olive Ave/W Verdugo Ave

Peak Hour Turning Movement Count

ID: 22-020023-004
City: Burbank

Day: Wednesday
Date: 1/19/2022

PEAK HOURS	COUNT PERIODS
07:30 AM - 08:30 AM	7:00 AM - 09:00 AM
12:00 PM - 01:00 PM	11:00 AM - 01:00 PM
05:00 PM - 06:00 PM	4:00 PM - 06:00 PM

SOUTHBOUND (N Sparks St)

AM	12	38	8	0	33	AM
NOON	17	19	20	0	48	NOON
PM	18	19	19	0	45	PM
	0	1	1	0		

EASTBOUND (W Olive Ave/W Verdugo Ave)

AM	NOON	PM	
565	655	641	⇦
0	0	0	0
10	12	21	1
371	598	700	2
27	19	19	0

WESTBOUND (W Olive Ave/W Verdugo Ave)

PM	NOON	AM	
10	16	2	1
611	626	541	2
15	15	16	1
0	0	0	0
737	633	393	⇨

NORTHBOUND (N Sparks St)

PM	53	0	12	14	18	PM
NOON	53	0	12	20	15	NOON
AM	82	1	12	21	14	AM
		0	0	1	0	

CONTROL			
Signalized			
TEV	1073 AM	1389 NOON	1476 PM
PHF	0.80	0.97	0.97

Totals (AM)

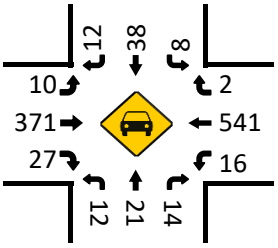

Totals (AM)

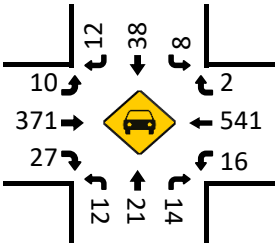

Totals (NOON)

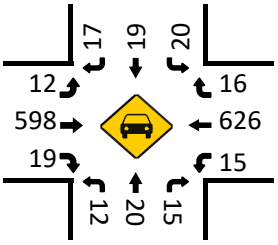

Totals (NOON)

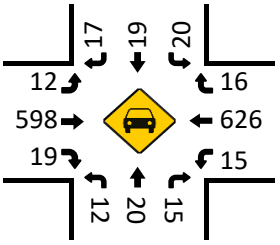

Totals (PM)

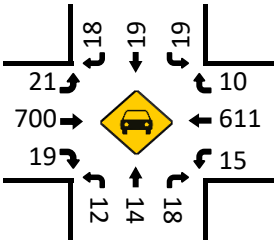

Totals (PM)

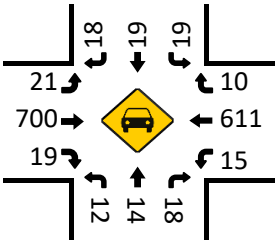

Pedestrians (Crosswalks)

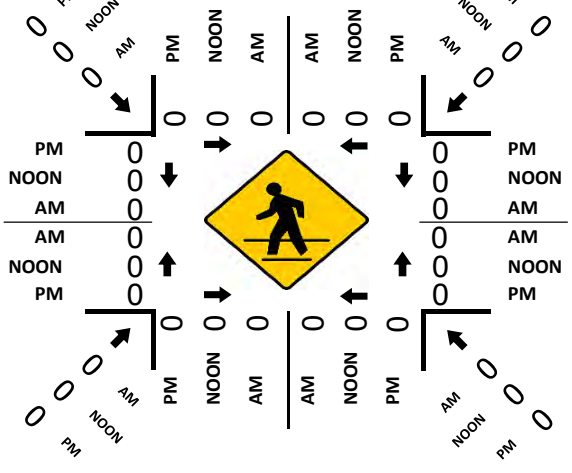

National Data & Surveying Services Intersection Turning Movement Count

Location: S Reese Pl & W Olive Ave
City: Burbank
Control: 2-Way Stop (NB/SB)

Project ID: 22-020023-014
Date: 1/19/2022

Data - Totals

NS/EW Streets:	S Reese Pl				S Reese Pl				W Olive Ave				W Olive Ave				
AM	NORTHBOUND				SOUTHBOUND				EASTBOUND				WESTBOUND				
	0	1	0	0	0	1	0	0	0	2	0	0	0	2	0	0	
	NL	NT	NR	NU	SL	ST	SR	SU	EL	ET	ER	EU	WL	WT	WR	WU	TOTAL
7:00 AM	1	0	1	0	0	0	4	0	1	55	1	0	1	112	0	1	177
7:15 AM	1	0	0	0	0	0	4	0	1	88	0	2	3	143	1	1	244
7:30 AM	0	0	2	0	0	0	5	0	2	109	3	0	2	149	1	1	274
7:45 AM	4	1	2	0	0	1	6	0	0	134	8	0	7	179	0	0	342
8:00 AM	2	0	1	0	0	1	4	0	1	105	4	0	6	161	1	0	286
8:15 AM	0	0	1	0	0	2	7	0	2	110	7	0	4	159	2	0	294
8:30 AM	1	0	1	0	0	2	3	0	0	140	6	1	2	141	0	1	298
8:45 AM	0	0	1	0	0	0	2	0	1	132	5	0	6	149	0	0	296
	NL	NT	NR	NU	SL	ST	SR	SU	EL	ET	ER	EU	WL	WT	WR	WU	TOTAL
TOTAL VOLUMES :	9	1	9	0	0	6	35	0	8	873	34	3	31	1193	5	4	2211
APPROACH %'s :	47.37%	5.26%	47.37%	0.00%	0.00%	14.63%	85.37%	0.00%	0.87%	95.10%	3.70%	0.33%	2.51%	96.76%	0.41%	0.32%	
PEAK HR :	07:45 AM - 08:45 AM																TOTAL
PEAK HR VOL :	7	1	5	0	0	6	20	0	3	489	25	1	19	640	3	1	1220
PEAK HR FACTOR :	0.438	0.250	0.625	0.000	0.000	0.750	0.714	0.000	0.375	0.873	0.781	0.250	0.679	0.894	0.375	0.250	0.892
	0.464				0.722				0.881				0.891				

NOON	NORTHBOUND				SOUTHBOUND				EASTBOUND				WESTBOUND				
	0	1	0	0	0	1	0	0	0	2	0	0	0	2	0	0	
	NL	NT	NR	NU	SL	ST	SR	SU	EL	ET	ER	EU	WL	WT	WR	WU	TOTAL
11:00 AM	3	1	6	0	0	1	8	0	2	145	10	0	7	152	0	0	335
11:15 AM	5	0	5	0	1	2	3	0	3	151	6	0	11	164	2	0	353
11:30 AM	1	0	6	0	2	1	7	0	2	146	4	2	2	149	0	0	322
11:45 AM	2	1	1	0	1	0	3	0	2	152	11	3	5	149	0	1	331
12:00 PM	3	0	4	0	0	0	8	0	3	165	9	0	7	181	3	0	383
12:15 PM	1	0	6	0	0	1	5	0	2	166	8	0	6	160	2	1	358
12:30 PM	5	1	5	0	0	0	10	0	1	171	8	0	7	196	0	0	404
12:45 PM	1	0	5	0	1	0	4	0	0	174	10	0	5	168	1	0	369
	NL	NT	NR	NU	SL	ST	SR	SU	EL	ET	ER	EU	WL	WT	WR	WU	TOTAL
TOTAL VOLUMES :	21	3	38	0	5	5	48	0	15	1270	66	5	50	1319	8	2	2855
APPROACH %'s :	33.87%	4.84%	61.29%	0.00%	8.62%	8.62%	82.76%	0.00%	1.11%	93.66%	4.87%	0.37%	3.63%	95.65%	0.58%	0.15%	
PEAK HR :	12:00 PM - 01:00 PM																TOTAL
PEAK HR VOL :	10	1	20	0	1	1	27	0	6	676	35	0	25	705	6	1	1514
PEAK HR FACTOR :	0.500	0.250	0.833	0.000	0.250	0.250	0.675	0.000	0.500	0.971	0.875	0.000	0.893	0.899	0.500	0.250	0.937
	0.705				0.725				0.974				0.908				

PM	NORTHBOUND				SOUTHBOUND				EASTBOUND				WESTBOUND				
	0	1	0	0	0	1	0	0	0	2	0	0	0	2	0	0	
	NL	NT	NR	NU	SL	ST	SR	SU	EL	ET	ER	EU	WL	WT	WR	WU	TOTAL
4:00 PM	1	0	4	0	0	1	7	0	4	209	3	0	2	167	1	0	399
4:15 PM	3	0	2	0	0	0	4	0	6	190	6	0	3	153	0	0	367
4:30 PM	1	0	3	0	2	0	9	0	2	217	5	0	4	176	1	0	420
4:45 PM	1	1	2	0	0	1	8	0	2	171	4	0	4	151	0	0	345
5:00 PM	5	0	5	0	0	0	3	0	5	190	6	1	7	187	1	0	410
5:15 PM	2	0	3	0	0	0	8	0	3	200	6	0	3	173	0	1	399
5:30 PM	2	0	3	0	0	1	12	0	3	194	8	0	2	170	0	0	395
5:45 PM	0	0	0	0	0	1	1	0	3	219	6	0	6	159	0	0	395
	NL	NT	NR	NU	SL	ST	SR	SU	EL	ET	ER	EU	WL	WT	WR	WU	TOTAL
TOTAL VOLUMES :	15	1	22	0	2	4	52	0	28	1590	44	1	31	1336	3	1	3130
APPROACH %'s :	39.47%	2.63%	57.89%	0.00%	3.45%	6.90%	89.66%	0.00%	1.68%	95.61%	2.65%	0.06%	2.26%	97.45%	0.22%	0.07%	
PEAK HR :	05:00 PM - 06:00 PM																TOTAL
PEAK HR VOL :	9	0	11	0	0	2	24	0	14	803	26	1	18	689	1	1	1599
PEAK HR FACTOR :	0.450	0.000	0.550	0.000	0.000	0.500	0.500	0.000	0.700	0.917	0.813	0.250	0.643	0.921	0.250	0.250	0.975
	0.500				0.500				0.925				0.909				

Prepared by National Data & Surveying Services

S Reese Pl & W Olive Ave

Peak Hour Turning Movement Count

ID: 22-020023-014
City: Burbank

Day: Wednesday
Date: 1/19/2022

PEAK HOURS	COUNT PERIODS
07:45 AM - 08:45 AM	7:00 AM - 09:00 AM
12:00 PM - 01:00 PM	11:00 AM - 01:00 PM
05:00 PM - 06:00 PM	4:00 PM - 06:00 PM

SOUTHBOUND (S Reese Pl)

AM	20	6	0	0	7	AM
NOON	27	1	1	0	13	NOON
PM	24	2	0	0	15	PM
	0	1	0	0		

EASTBOUND (W Olive Ave)

AM	NOON	PM	
668	742	723	
1	0	1	0
3	6	14	0
489	676	803	2
25	35	26	0

WESTBOUND (W Olive Ave)

	PM	NOON	AM
0	1	6	3
2	689	705	640
0	18	25	19
0	1	1	1
	815	698	495

NORTHBOUND (S Reese Pl)

PM	46	0	9	0	11	PM
NOON	61	0	10	1	20	NOON
AM	50	0	7	1	5	AM
		0	0	1	0	

CONTROL

2-Way Stop(NB/SB)

	AM	NOON	PM
TEV	1220	1514	1599
PHF	0.89	0.94	0.98

Totals (AM)

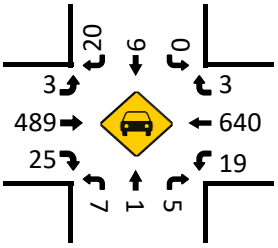

Totals (AM)

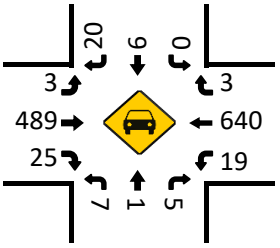

Totals (NOON)

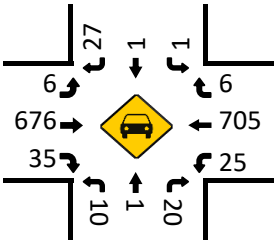

Totals (NOON)

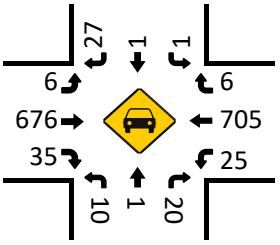

Totals (PM)

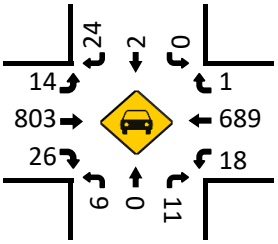

Totals (PM)

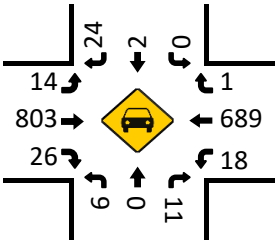

Pedestrians (Crosswalks)

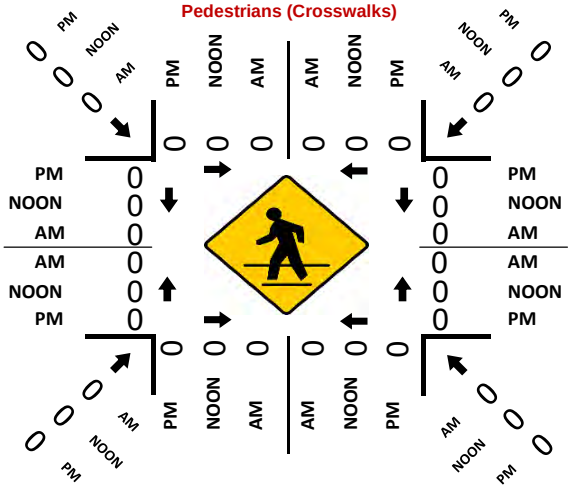

National Data & Surveying Services Intersection Turning Movement Count

Location: S Orchard Dr & W Olive Ave
City: Burbank
Control: 1-Way Stop(NB)

Project ID: 22-020023-013
Date: 1/19/2022

Data - Totals

NS/EW Streets:	S Orchard Dr				S Orchard Dr				W Olive Ave				W Olive Ave				
AM	NORTHBOUND				SOUTHBOUND				EASTBOUND				WESTBOUND				
	0	1	0	0	0	1	0	0	0	2	0	0	0	2	0	0	
	NL	NT	NR	NU	SL	ST	SR	SU	EL	ET	ER	EU	WL	WT	WR	WU	TOTAL
7:00 AM	0	0	1	0	0	0	1	0	0	62	1	0	2	117	0	0	184
7:15 AM	0	0	1	0	0	0	2	0	2	97	0	0	1	139	0	0	242
7:30 AM	1	0	1	0	0	0	4	0	4	121	3	0	2	171	0	0	307
7:45 AM	1	0	2	0	2	1	3	0	4	138	2	0	2	168	1	0	324
8:00 AM	0	0	1	0	2	0	6	0	1	121	1	0	3	168	2	0	305
8:15 AM	3	0	3	0	1	0	4	0	1	117	0	1	4	162	0	0	296
8:30 AM	0	0	1	0	0	0	1	0	0	151	2	0	2	137	0	0	294
8:45 AM	1	0	4	0	0	0	3	0	5	142	1	0	0	157	3	0	316
	NL	NT	NR	NU	SL	ST	SR	SU	EL	ET	ER	EU	WL	WT	WR	WU	TOTAL
TOTAL VOLUMES :	6	0	14	0	5	1	24	0	17	949	10	1	16	1219	6	0	2268
APPROACH %'s :	30.00%	0.00%	70.00%	0.00%	16.67%	3.33%	80.00%	0.00%	1.74%	97.13%	1.02%	0.10%	1.29%	98.23%	0.48%	0.00%	
PEAK HR :	07:30 AM - 08:30 AM																TOTAL
PEAK HR VOL :	5	0	7	0	5	1	17	0	10	497	6	1	11	669	3	0	1232
PEAK HR FACTOR :	0.417	0.000	0.583	0.000	0.625	0.250	0.708	0.000	0.625	0.900	0.500	0.250	0.688	0.978	0.375	0.000	0.951
	0.500				0.719				0.892				0.987				

NOON	NORTHBOUND				SOUTHBOUND				EASTBOUND				WESTBOUND				
	0	1	0	0	0	1	0	0	0	2	0	0	0	2	0	0	
	NL	NT	NR	NU	SL	ST	SR	SU	EL	ET	ER	EU	WL	WT	WR	WU	TOTAL
11:00 AM	1	0	3	0	1	0	8	0	2	154	1	0	4	152	3	1	330
11:15 AM	2	0	5	0	1	1	7	0	3	157	2	0	5	176	1	0	360
11:30 AM	0	0	3	0	1	0	12	0	3	164	1	0	3	159	3	1	350
11:45 AM	1	0	3	0	0	0	4	0	7	166	2	1	4	150	1	0	339
12:00 PM	1	0	5	0	4	0	8	0	5	175	1	1	3	187	2	0	392
12:15 PM	1	0	2	0	2	0	5	0	3	170	2	0	4	181	1	0	371
12:30 PM	2	0	2	0	1	0	6	0	8	183	6	0	4	200	4	2	418
12:45 PM	1	0	8	0	0	1	6	0	4	189	2	0	2	170	6	2	391
	NL	NT	NR	NU	SL	ST	SR	SU	EL	ET	ER	EU	WL	WT	WR	WU	TOTAL
TOTAL VOLUMES :	9	0	31	0	10	2	56	0	35	1358	17	2	29	1375	21	6	2951
APPROACH %'s :	22.50%	0.00%	77.50%	0.00%	14.71%	2.94%	82.35%	0.00%	2.48%	96.18%	1.20%	0.14%	2.03%	96.09%	1.47%	0.42%	
PEAK HR :	12:00 PM - 01:00 PM																TOTAL
PEAK HR VOL :	5	0	17	0	7	1	25	0	20	717	11	1	13	738	13	4	1572
PEAK HR FACTOR :	0.625	0.000	0.531	0.000	0.438	0.250	0.781	0.000	0.625	0.948	0.458	0.250	0.813	0.923	0.542	0.500	0.940
	0.611				0.688				0.951				0.914				

PM	NORTHBOUND				SOUTHBOUND				EASTBOUND				WESTBOUND				
	0	1	0	0	0	1	0	0	0	2	0	0	0	2	0	0	
	NL	NT	NR	NU	SL	ST	SR	SU	EL	ET	ER	EU	WL	WT	WR	WU	TOTAL
4:00 PM	0	0	6	0	5	1	4	0	2	207	1	0	4	165	0	0	395
4:15 PM	1	0	8	0	2	0	13	0	3	195	1	0	1	169	0	0	393
4:30 PM	1	0	6	0	2	1	7	0	3	220	7	0	7	170	4	1	429
4:45 PM	1	0	4	0	1	1	12	0	5	176	1	0	0	162	4	0	367
5:00 PM	0	0	4	0	4	1	6	0	5	205	1	0	2	181	2	0	411
5:15 PM	0	0	3	0	2	0	7	0	2	199	5	0	1	175	1	0	395
5:30 PM	3	0	5	0	2	0	6	0	4	209	5	0	5	181	0	0	420
5:45 PM	0	0	1	0	0	0	6	0	7	237	3	1	1	151	2	0	409
	NL	NT	NR	NU	SL	ST	SR	SU	EL	ET	ER	EU	WL	WT	WR	WU	TOTAL
TOTAL VOLUMES :	6	0	37	0	18	4	61	0	31	1648	24	1	21	1354	13	1	3219
APPROACH %'s :	13.95%	0.00%	86.05%	0.00%	21.69%	4.82%	73.49%	0.00%	1.82%	96.71%	1.41%	0.06%	1.51%	97.48%	0.94%	0.07%	
PEAK HR :	05:00 PM - 06:00 PM																TOTAL
PEAK HR VOL :	3	0	13	0	8	1	25	0	18	850	14	1	9	688	5	0	1635
PEAK HR FACTOR :	0.250	0.000	0.650	0.000	0.500	0.250	0.893	0.000	0.643	0.897	0.700	0.250	0.450	0.950	0.625	0.000	0.973
	0.500				0.773				0.890				0.944				

Prepared by National Data & Surveying Services

S Orchard Dr & W Olive Ave

Peak Hour Turning Movement Count

ID: 22-020023-013
City: Burbank

Day: Wednesday
Date: 1/19/2022

PEAK HOURS	COUNT PERIODS
07:30 AM - 08:30 AM	7:00 AM - 09:00 AM
12:00 PM - 01:00 PM	11:00 AM - 01:00 PM
05:00 PM - 06:00 PM	4:00 PM - 06:00 PM

SOUTHBOUND (S Orchard Dr)

AM	17	1	5	0	13	AM
NOON	25	1	7	0	33	NOON
PM	25	1	8	0	23	PM
	0	1	0	0		

EASTBOUND (W Olive Ave)

AM	NOON	PM	
692	769	717	⇦
1	1	1	↶ 0
10	20	18	↱ 0
497	717	850	→ 2
6	11	14	↳ 0
AM	NOON	PM	

WESTBOUND (W Olive Ave)

PM	NOON	AM	
0 ↰	5	13	3
2 ←	688	738	669
0 ↲	9	13	11
0 ↳	0	4	0
⇨	871	745	509
PM	NOON	AM	

NORTHBOUND (S Orchard Dr)

PM	24	0	3	0	13	PM
NOON	25	0	5	0	17	NOON
AM	18	0	5	0	7	AM
		0	0	1	0	

CONTROL			
1-Way Stop(NB)			
TEV	1232	1572	1635
	AM	NOON	PM
PHF	0.95	0.94	0.97

Totals (AM)

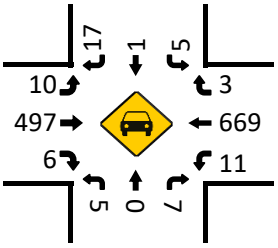

Totals (AM)

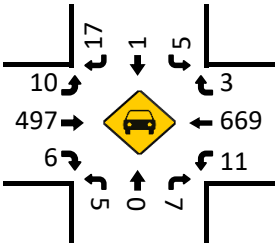

Totals (NOON)

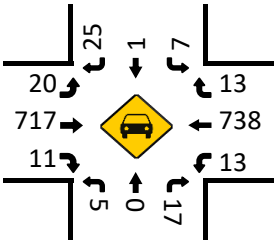

Totals (NOON)

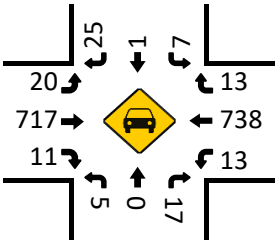

Totals (PM)

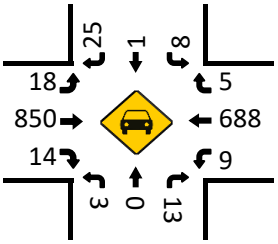

Totals (PM)

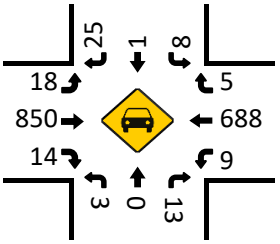

Pedestrians (Crosswalks)

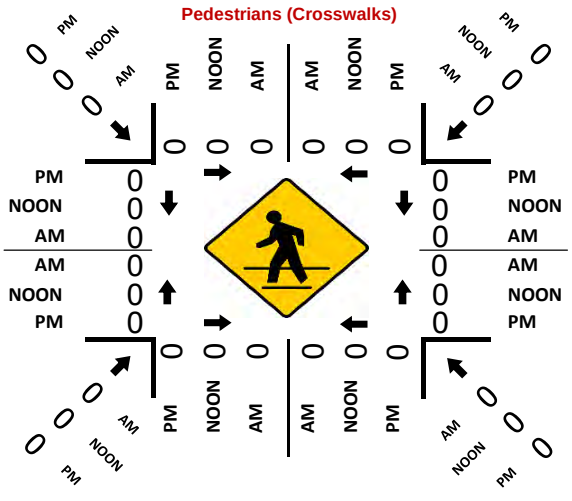

National Data & Surveying Services Intersection Turning Movement Count

Location: N Parish Pl & W Olive Ave
City: Burbank
Control: Signalized

Project ID: 22-020023-003
Date: 1/19/2022

Data - Totals

AM

NS/EW Streets:	N Parish Pl				N Parish Pl				W Olive Ave				W Olive Ave				
	NORTHBOUND				SOUTHBOUND				EASTBOUND				WESTBOUND				
	0	1	0	0	0	1	0	0	1	2	0	0	1	2	0	0	
	NL	NT	NR	NU	SL	ST	SR	SU	EL	ET	ER	EU	WL	WT	WR	WU	TOTAL
7:00 AM	0	0	0	0	1	1	5	0	3	64	3	1	5	112	2	0	197
7:15 AM	0	0	3	0	0	0	6	0	1	94	3	0	3	137	2	0	249
7:30 AM	3	5	3	0	1	8	8	0	6	123	2	0	4	161	2	0	326
7:45 AM	5	10	5	0	5	8	15	0	5	138	5	0	7	167	2	0	372
8:00 AM	2	2	5	0	0	1	3	1	4	115	1	0	3	165	3	1	306
8:15 AM	1	1	3	0	1	1	2	1	1	121	1	0	2	168	2	0	305
8:30 AM	0	1	2	0	3	2	5	0	3	140	3	0	2	136	4	0	301
8:45 AM	2	0	1	0	0	0	1	0	3	152	2	0	2	155	1	0	319
	NL	NT	NR	NU	SL	ST	SR	SU	EL	ET	ER	EU	WL	WT	WR	WU	TOTAL
TOTAL VOLUMES :	13	19	22	0	11	21	45	2	26	947	20	1	28	1201	18	1	2375
APPROACH %'s :	24.07%	35.19%	40.74%	0.00%	13.92%	26.58%	56.96%	2.53%	2.62%	95.27%	2.01%	0.10%	2.24%	96.23%	1.44%	0.08%	
PEAK HR :	07:30 AM - 08:30 AM																TOTAL
PEAK HR VOL :	11	18	16	0	7	18	28	2	16	497	9	0	16	661	9	1	1309
PEAK HR FACTOR :	0.550	0.450	0.800	0.000	0.350	0.563	0.467	0.500	0.667	0.900	0.450	0.000	0.571	0.984	0.750	0.250	0.880
	0.563				0.491				0.882				0.976				

NOON

	NORTHBOUND				SOUTHBOUND				EASTBOUND				WESTBOUND				
	0	1	0	0	0	1	0	0	1	2	0	0	1	2	0	0	
	NL	NT	NR	NU	SL	ST	SR	SU	EL	ET	ER	EU	WL	WT	WR	WU	TOTAL
11:00 AM	0	2	3	0	1	0	4	0	3	150	0	0	7	154	6	0	330
11:15 AM	1	1	2	0	2	0	5	0	2	161	4	1	4	168	7	0	358
11:30 AM	2	1	0	0	1	1	5	0	2	160	4	0	0	172	4	0	352
11:45 AM	4	0	2	0	1	0	4	0	1	173	2	0	3	149	3	0	342
12:00 PM	3	2	7	0	0	3	6	0	4	183	3	0	4	195	5	0	415
12:15 PM	4	0	2	0	1	2	5	0	5	176	0	0	4	172	4	0	375
12:30 PM	2	2	6	0	3	1	5	0	7	182	6	0	5	200	5	0	424
12:45 PM	2	3	0	0	0	1	10	0	1	188	3	0	4	166	4	1	383
	NL	NT	NR	NU	SL	ST	SR	SU	EL	ET	ER	EU	WL	WT	WR	WU	TOTAL
TOTAL VOLUMES :	18	11	22	0	9	8	44	0	25	1373	22	1	31	1376	38	1	2979
APPROACH %'s :	35.29%	21.57%	43.14%	0.00%	14.75%	13.11%	72.13%	0.00%	1.76%	96.62%	1.55%	0.07%	2.14%	95.16%	2.63%	0.07%	
PEAK HR :	12:00 PM - 01:00 PM																TOTAL
PEAK HR VOL :	11	7	15	0	4	7	26	0	17	729	12	0	17	733	18	1	1597
PEAK HR FACTOR :	0.688	0.583	0.536	0.000	0.333	0.583	0.650	0.000	0.607	0.969	0.500	0.000	0.850	0.916	0.900	0.250	0.942
	0.688				0.841				0.972				0.915				

PM

	NORTHBOUND				SOUTHBOUND				EASTBOUND				WESTBOUND				
	0	1	0	0	0	1	0	0	1	2	0	0	1	2	0	0	
	NL	NT	NR	NU	SL	ST	SR	SU	EL	ET	ER	EU	WL	WT	WR	WU	TOTAL
4:00 PM	0	3	5	0	1	0	8	0	8	212	3	0	0	168	10	0	418
4:15 PM	2	4	5	0	4	2	3	0	6	184	2	0	3	161	10	0	386
4:30 PM	2	3	8	0	5	2	8	0	9	220	1	0	4	170	7	0	439
4:45 PM	0	2	2	0	3	3	3	0	5	175	1	0	6	161	4	0	365
5:00 PM	3	5	8	0	2	0	5	0	3	217	1	0	2	186	7	0	439
5:15 PM	1	2	5	0	1	4	2	0	9	183	0	0	4	168	4	0	383
5:30 PM	2	2	8	0	3	2	10	0	3	216	1	0	7	180	3	0	437
5:45 PM	1	2	8	0	2	1	6	0	4	230	1	0	5	153	3	0	416
	NL	NT	NR	NU	SL	ST	SR	SU	EL	ET	ER	EU	WL	WT	WR	WU	TOTAL
TOTAL VOLUMES :	11	23	49	0	21	14	45	0	47	1637	10	0	31	1347	48	0	3283
APPROACH %'s :	13.25%	27.71%	59.04%	0.00%	26.25%	17.50%	56.25%	0.00%	2.77%	96.64%	0.59%	0.00%	2.17%	94.46%	3.37%	0.00%	
PEAK HR :	05:00 PM - 06:00 PM																TOTAL
PEAK HR VOL :	7	11	29	0	8	7	23	0	19	846	3	0	18	687	17	0	1675
PEAK HR FACTOR :	0.583	0.550	0.906	0.000	0.667	0.438	0.575	0.000	0.528	0.920	0.750	0.000	0.643	0.923	0.607	0.000	0.954
	0.734				0.633				0.923				0.926				

Prepared by National Data & Surveying Services

N Parish Pl & W Olive Ave

Peak Hour Turning Movement Count

ID: 22-020023-003
City: Burbank

Day: Wednesday
Date: 1/19/2022

PEAK HOURS		COUNT PERIODS	
AM	07:30 AM - 08:30 AM	AM	7:00 AM - 09:00 AM
NOON	12:00 PM - 01:00 PM	NOON	11:00 AM - 01:00 PM
PM	05:00 PM - 06:00 PM	PM	4:00 PM - 06:00 PM

SOUTHBOUND (N Parish Pl)

AM	28	18	7	2	45	AM
NOON	26	7	4	0	42	NOON
PM	23	7	8	0	47	PM
	0	1	0	0		

EASTBOUND (W Olive Ave)

AM	NOON	PM	
700	770	717	
0	0	0	0
16	17	19	1
497	729	846	2
9	12	3	0
AM	NOON	PM	

WESTBOUND (W Olive Ave)

	PM	NOON	AM
0	17	18	9
2	687	733	661
1	18	17	16
0	0	1	1
	883	749	521
	PM	NOON	AM

NORTHBOUND (N Parish Pl)

PM	28	0	7	11	29	PM
NOON	36	0	11	7	15	NOON
AM	43	0	11	18	16	AM
		0	0	1	0	

CONTROL			
Signalized			
TEV	1309	1597	1675
	AM	NOON	PM
PHF	0.88	0.94	0.95

Totals (AM)

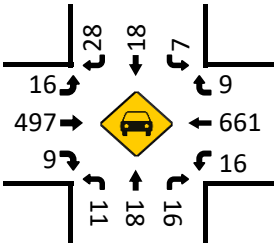

Totals (AM)

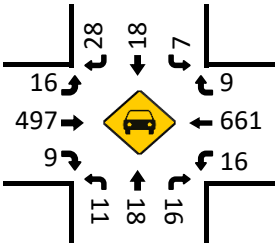

Totals (NOON)

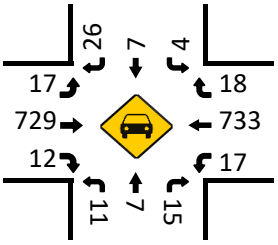

Totals (NOON)

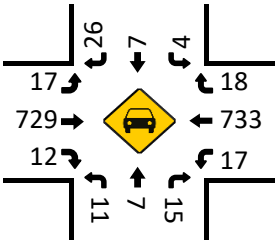

Totals (PM)

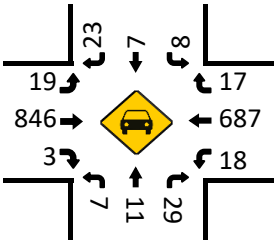

Totals (PM)

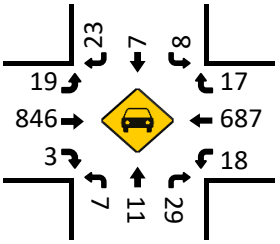

Pedestrians (Crosswalks)

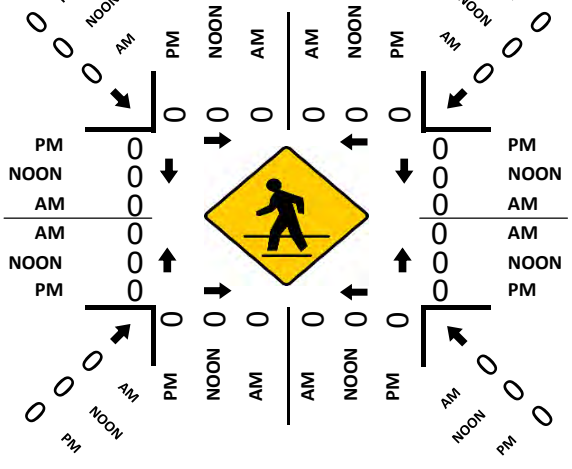

National Data & Surveying Services Intersection Turning Movement Count

Location: Keystone St & W Olive Ave
City: Burbank
Control: Signalized

Project ID: 22-020023-002
Date: 1/19/2022

Data - Totals

NS/EW Streets:	Keystone St				Keystone St				W Olive Ave				W Olive Ave				
AM	NORTHBOUND				SOUTHBOUND				EASTBOUND				WESTBOUND				
	0	1	0	0	0	1	0	0	1	2	0	0	1	2	0	0	
	NL	NT	NR	NU	SL	ST	SR	SU	EL	ET	ER	EU	WL	WT	WR	WU	TOTAL
7:00 AM	0	0	2	0	1	0	2	0	3	65	0	0	2	113	0	0	188
7:15 AM	0	2	2	0	0	1	5	0	3	105	6	0	6	145	1	0	276
7:30 AM	5	6	5	0	4	7	1	0	6	129	12	0	13	167	1	0	356
7:45 AM	13	9	9	0	2	16	12	0	5	139	15	0	4	170	0	1	395
8:00 AM	8	5	6	0	2	4	3	0	1	118	2	0	3	171	1	0	324
8:15 AM	2	2	2	0	0	2	3	0	1	114	1	0	2	166	2	0	297
8:30 AM	2	2	2	0	0	2	4	0	1	138	1	0	1	143	0	0	296
8:45 AM	2	3	5	0	3	0	3	0	4	136	2	0	2	162	1	0	323
	NL	NT	NR	NU	SL	ST	SR	SU	EL	ET	ER	EU	WL	WT	WR	WU	TOTAL
TOTAL VOLUMES :	32	29	33	0	12	32	33	0	24	944	39	0	33	1237	6	1	2455
APPROACH %'s :	34.04%	30.85%	35.11%	0.00%	15.58%	41.56%	42.86%	0.00%	2.38%	93.74%	3.87%	0.00%	2.58%	96.87%	0.47%	0.08%	
PEAK HR :	07:30 AM - 08:30 AM																TOTAL
PEAK HR VOL :	28	22	22	0	8	29	19	0	13	500	30	0	22	674	4	1	1372
PEAK HR FACTOR :	0.538	0.611	0.611	0.000	0.500	0.453	0.396	0.000	0.542	0.899	0.500	0.000	0.423	0.985	0.500	0.250	0.868
	0.581				0.467				0.854				0.968				

NOON	NORTHBOUND				SOUTHBOUND				EASTBOUND				WESTBOUND				
	0	1	0	0	0	1	0	0	1	2	0	0	1	2	0	0	
	NL	NT	NR	NU	SL	ST	SR	SU	EL	ET	ER	EU	WL	WT	WR	WU	TOTAL
11:00 AM	1	4	4	0	1	1	4	0	3	156	1	0	2	148	1	0	326
11:15 AM	3	2	9	0	0	1	2	0	3	157	0	0	1	171	2	0	351
11:30 AM	3	4	2	0	1	0	2	0	0	161	2	0	1	187	0	0	363
11:45 AM	5	5	1	0	1	2	1	0	4	186	1	0	1	160	0	0	367
12:00 PM	2	5	7	0	2	1	2	0	2	178	1	0	1	193	1	0	395
12:15 PM	1	3	3	0	1	1	3	0	1	182	1	0	6	181	1	0	384
12:30 PM	5	3	8	0	0	3	2	0	2	180	2	0	1	191	4	0	401
12:45 PM	6	5	5	0	2	4	4	0	5	186	1	0	4	177	2	0	401
	NL	NT	NR	NU	SL	ST	SR	SU	EL	ET	ER	EU	WL	WT	WR	WU	TOTAL
TOTAL VOLUMES :	26	31	39	0	8	13	20	0	20	1386	9	0	17	1408	11	0	2988
APPROACH %'s :	27.08%	32.29%	40.63%	0.00%	19.51%	31.71%	48.78%	0.00%	1.41%	97.95%	0.64%	0.00%	1.18%	98.05%	0.77%	0.00%	
PEAK HR :	12:00 PM - 01:00 PM																TOTAL
PEAK HR VOL :	14	16	23	0	5	9	11	0	10	726	5	0	12	742	8	0	1581
PEAK HR FACTOR :	0.583	0.800	0.719	0.000	0.625	0.563	0.688	0.000	0.500	0.976	0.625	0.000	0.500	0.961	0.500	0.000	0.986
	0.828				0.625				0.965				0.972				

PM	NORTHBOUND				SOUTHBOUND				EASTBOUND				WESTBOUND				
	0	1	0	0	0	1	0	0	1	2	0	0	1	2	0	0	
	NL	NT	NR	NU	SL	ST	SR	SU	EL	ET	ER	EU	WL	WT	WR	WU	TOTAL
4:00 PM	4	3	2	0	1	0	1	0	4	224	3	0	2	169	2	0	415
4:15 PM	1	3	6	0	0	1	0	0	2	192	2	0	1	174	0	0	382
4:30 PM	1	10	6	0	6	2	0	0	1	223	1	0	2	164	1	0	417
4:45 PM	4	3	2	0	2	1	2	0	3	177	3	0	5	173	3	0	378
5:00 PM	4	5	3	0	1	4	1	0	4	218	1	0	1	176	2	0	420
5:15 PM	5	4	2	0	2	1	2	0	9	190	2	0	2	177	0	0	396
5:30 PM	5	5	5	0	2	6	3	0	5	199	2	0	3	178	3	0	416
5:45 PM	7	4	5	0	0	2	5	0	8	234	1	0	0	165	0	0	431
	NL	NT	NR	NU	SL	ST	SR	SU	EL	ET	ER	EU	WL	WT	WR	WU	TOTAL
TOTAL VOLUMES :	31	37	31	0	14	17	14	0	36	1657	15	0	16	1376	11	0	3255
APPROACH %'s :	31.31%	37.37%	31.31%	0.00%	31.11%	37.78%	31.11%	0.00%	2.11%	97.01%	0.88%	0.00%	1.14%	98.08%	0.78%	0.00%	
PEAK HR :	05:00 PM - 06:00 PM																TOTAL
PEAK HR VOL :	21	18	15	0	5	13	11	0	26	841	6	0	6	696	5	0	1663
PEAK HR FACTOR :	0.750	0.900	0.750	0.000	0.625	0.542	0.550	0.000	0.722	0.899	0.750	0.000	0.500	0.978	0.417	0.000	0.965
	0.844				0.659				0.898				0.961				

Prepared by National Data & Surveying Services

Keystone St & W Olive Ave

Peak Hour Turning Movement Count

ID: 22-020023-002
City: Burbank

Day: Wednesday
Date: 1/19/2022

PEAK HOURS

AM	07:30 AM - 08:30 AM
NOON	12:00 PM - 01:00 PM
PM	05:00 PM - 06:00 PM

COUNT PERIODS

AM	7:00 AM - 09:00 AM
NOON	11:00 AM - 01:00 PM
PM	4:00 PM - 06:00 PM

SOUTHBOUND (Keystone St)

AM	19	29	8	0	39	AM
NOON	11	9	5	0	34	NOON
PM	11	13	5	0	49	PM

EASTBOUND (W Olive Ave)

AM	NOON	PM		
721	767	728	⇦	
0	0	0	↶	0
13	10	26	↱	1
500	726	841	→	2
30	5	6	↳	0
AM	NOON	PM		

WESTBOUND (W Olive Ave)

PM	NOON	AM		
5	8	4	↰	0
696	742	674	←	2
6	12	22	↰	1
0	0	1	↶	0
861	754	531	⇨	
PM	NOON	AM		

NORTHBOUND (Keystone St)

PM	25	0	21	18	15	PM
NOON	26	0	14	16	23	NOON
AM	81	0	28	22	22	AM

Turning movements (left, through, right, U-turn): 0 1 0 0 (SB); 0 0 1 0 (NB)

CONTROL	
Signalized	

	AM	NOON	PM
TEV	1372	1581	1663
PHF	0.87	0.99	0.96

Totals (AM)

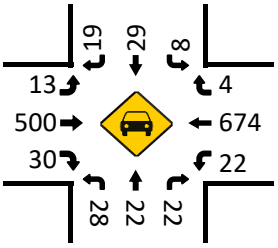

Totals (NOON)

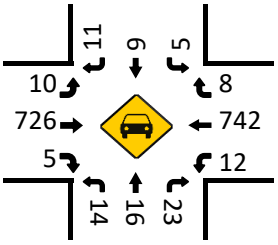

Totals (PM)

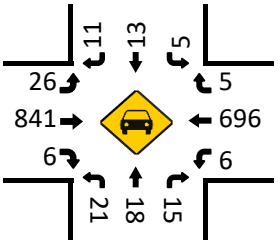

Totals (AM)

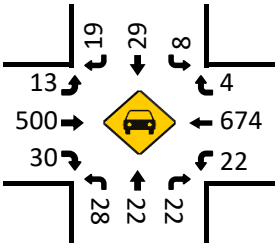

Totals (NOON)

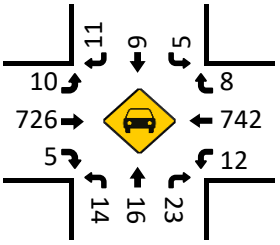

Totals (PM)

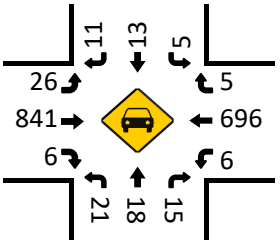

Pedestrians (Crosswalks)

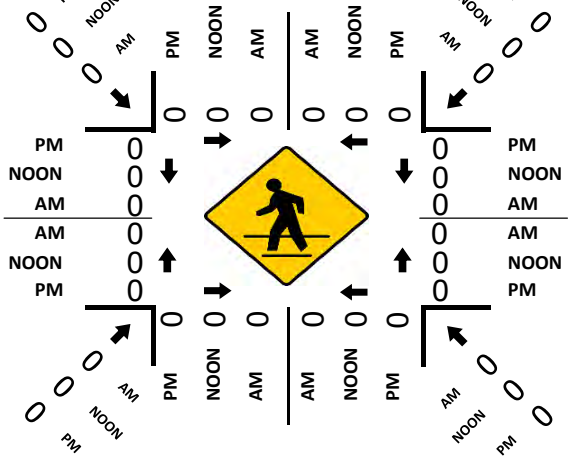

National Data & Surveying Services Intersection Turning Movement Count

Location: N Buena Vista St & W Olive Ave
City: Burbank
Control: Signalized

Project ID: 22-020023-001
Date: 1/19/2022

Data - Totals

NS/EW Streets:	N Buena Vista St				N Buena Vista St				W Olive Ave				W Olive Ave				
AM	NORTHBOUND				SOUTHBOUND				EASTBOUND				WESTBOUND				
	1	2	1	0	1	2	1	0	1	2	0	0	1	2	0	0	
	NL	NT	NR	NU	SL	ST	SR	SU	EL	ET	ER	EU	WL	WT	WR	WU	TOTAL
7:00 AM	8	53	26	0	11	115	67	0	8	43	3	0	13	95	7	0	449
7:15 AM	8	46	30	0	22	95	69	0	17	64	7	0	30	125	7	0	520
7:30 AM	9	77	41	0	46	122	54	0	28	82	10	0	34	133	20	0	656
7:45 AM	30	110	29	0	47	156	60	0	27	105	13	0	31	167	36	0	811
8:00 AM	29	91	39	0	14	173	70	0	26	75	13	0	26	151	20	0	727
8:15 AM	18	95	32	0	8	142	73	0	42	92	14	0	32	159	7	0	714
8:30 AM	11	92	44	0	21	149	73	0	33	83	11	0	37	95	10	0	659
8:45 AM	11	72	30	0	15	127	66	0	45	120	20	0	33	128	13	0	680
	NL	NT	NR	NU	SL	ST	SR	SU	EL	ET	ER	EU	WL	WT	WR	WU	TOTAL
TOTAL VOLUMES :	124	636	271	0	184	1079	532	0	226	664	91	0	236	1053	120	0	5216
APPROACH %'s :	12.03%	61.69%	26.29%	0.00%	10.25%	60.11%	29.64%	0.00%	23.04%	67.69%	9.28%	0.00%	16.75%	74.73%	8.52%	0.00%	
PEAK HR :	07:45 AM - 08:45 AM																TOTAL
PEAK HR VOL :	88	388	144	0	90	620	276	0	128	355	51	0	126	572	73	0	2911
PEAK HR FACTOR :	0.733	0.882	0.818	0.000	0.479	0.896	0.945	0.000	0.762	0.845	0.911	0.000	0.851	0.856	0.507	0.000	0.897
	0.917				0.937				0.902				0.824				

NOON	NORTHBOUND				SOUTHBOUND				EASTBOUND				WESTBOUND				
	1	2	1	0	1	2	1	0	1	2	0	0	1	2	0	0	
	NL	NT	NR	NU	SL	ST	SR	SU	EL	ET	ER	EU	WL	WT	WR	WU	TOTAL
11:00 AM	17	116	40	0	14	139	56	0	38	113	33	0	30	123	11	0	730
11:15 AM	15	97	33	0	10	132	47	0	42	124	13	0	26	136	15	0	690
11:30 AM	17	104	34	0	13	107	49	0	48	131	17	0	40	140	16	0	716
11:45 AM	14	100	46	0	19	148	43	0	60	140	11	0	27	137	17	0	762
12:00 PM	11	120	49	0	23	145	64	0	45	133	19	0	34	171	15	0	829
12:15 PM	18	110	26	0	14	136	53	0	42	137	26	0	33	140	15	0	750
12:30 PM	17	101	21	0	22	139	59	0	57	148	15	0	32	167	16	0	794
12:45 PM	13	107	46	0	20	123	59	0	51	140	35	0	30	149	17	0	790
	NL	NT	NR	NU	SL	ST	SR	SU	EL	ET	ER	EU	WL	WT	WR	WU	TOTAL
TOTAL VOLUMES :	122	855	295	0	135	1069	430	0	383	1066	169	0	252	1163	122	0	6061
APPROACH %'s :	9.59%	67.22%	23.19%	0.00%	8.26%	65.42%	26.32%	0.00%	23.67%	65.88%	10.44%	0.00%	16.40%	75.67%	7.94%	0.00%	
PEAK HR :	12:00 PM - 01:00 PM																TOTAL
PEAK HR VOL :	59	438	142	0	79	543	235	0	195	558	95	0	129	627	63	0	3163
PEAK HR FACTOR :	0.819	0.913	0.724	0.000	0.859	0.936	0.918	0.000	0.855	0.943	0.679	0.000	0.949	0.917	0.926	0.000	0.954
	0.888				0.923				0.938				0.931				

PM	NORTHBOUND				SOUTHBOUND				EASTBOUND				WESTBOUND				
	1	2	1	0	1	2	1	0	1	2	0	0	1	2	0	0	
	NL	NT	NR	NU	SL	ST	SR	SU	EL	ET	ER	EU	WL	WT	WR	WU	TOTAL
4:00 PM	21	138	54	0	26	126	43	0	70	173	19	0	23	141	23	0	857
4:15 PM	7	167	40	0	10	119	55	0	67	136	17	0	23	136	25	0	802
4:30 PM	17	181	41	0	12	114	45	0	69	174	19	0	28	143	12	0	855
4:45 PM	17	144	45	0	14	94	50	0	69	129	16	0	22	152	18	0	770
5:00 PM	18	123	31	0	15	109	45	0	88	206	25	0	24	150	13	0	847
5:15 PM	15	166	36	0	11	144	53	0	70	157	24	0	29	139	18	0	862
5:30 PM	20	120	41	0	25	89	42	0	96	170	19	0	33	147	10	0	812
5:45 PM	25	143	40	0	15	127	57	0	58	178	12	0	24	154	12	1	846
	NL	NT	NR	NU	SL	ST	SR	SU	EL	ET	ER	EU	WL	WT	WR	WU	TOTAL
TOTAL VOLUMES :	140	1182	328	0	128	922	390	0	587	1323	151	0	206	1162	131	1	6651
APPROACH %'s :	8.48%	71.64%	19.88%	0.00%	8.89%	64.03%	27.08%	0.00%	28.48%	64.19%	7.33%	0.00%	13.73%	77.47%	8.73%	0.07%	
PEAK HR :	05:00 PM - 06:00 PM																TOTAL
PEAK HR VOL :	78	552	148	0	66	469	197	0	312	711	80	0	110	590	53	1	3367
PEAK HR FACTOR :	0.780	0.831	0.902	0.000	0.660	0.814	0.864	0.000	0.813	0.863	0.800	0.000	0.833	0.958	0.736	0.250	0.977
	0.896				0.880				0.864				0.987				

Prepared by National Data & Surveying Services

N Buena Vista St & W Olive Ave

Peak Hour Turning Movement Count

ID: 22-020023-001
City: Burbank

Day: Wednesday
Date: 1/19/2022

PEAK HOURS	COUNT PERIODS
07:45 AM - 08:45 AM	7:00 AM - 09:00 AM
12:00 PM - 01:00 PM	11:00 AM - 01:00 PM
05:00 PM - 06:00 PM	4:00 PM - 06:00 PM

SOUTHBOUND (N Buena Vista St)

AM	276	620	90	0	589	AM
NOON	235	543	79	0	696	NOON
PM	197	469	66	0	917	PM
	1	2	1	0		

EASTBOUND (W Olive Ave)

AM	NOON	PM	
936	921	865	⇦
0	0	0	0
128	195	312	1
355	558	711	2
51	95	80	0
AM	NOON	PM	

WESTBOUND (W Olive Ave)

	PM	NOON	AM
0	53	63	73
2	590	627	572
1	110	129	126
0	1	0	0
⇨	926	779	589
	PM	NOON	AM

NORTHBOUND (N Buena Vista St)

PM	659	0	78	552	148	PM
NOON	767	0	59	438	142	NOON
AM	797	0	88	388	144	AM
		0	1	2	1	

CONTROL			
Signalized			
TEV	2911 AM	3163 NOON	3367 PM
PHF	0.90	0.95	0.98

Totals (AM)

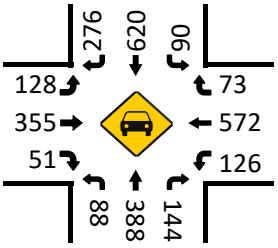

Totals (NOON)

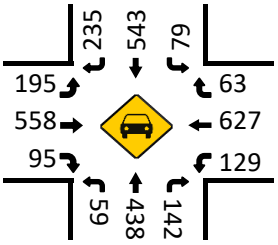

Totals (PM)

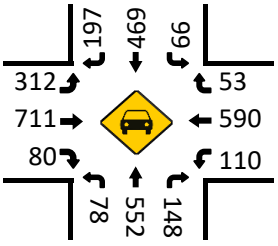

Pedestrians (Crosswalks)

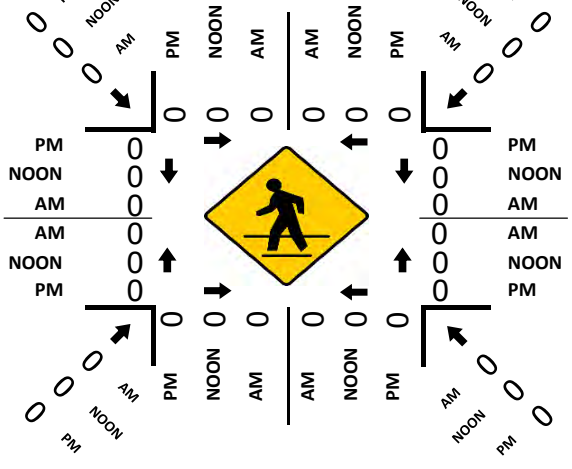

Totals (AM)

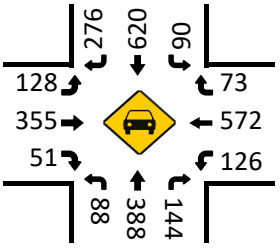

Totals (NOON)

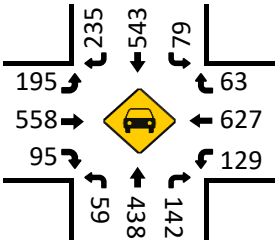

Totals (PM)

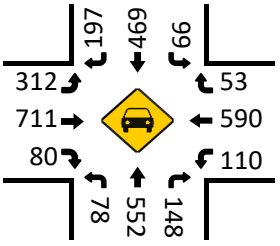

Appendix E

Community Meeting Materials

Rancho Providencia Neighborhood Protection Plan Update

Chris Buonomo
Assistant Transportation Planner

4.7.2022

CITY OF BURBANK

WORKSHOP DYNAMICS

- 1.5-hour maximum
- Public Comment – Raise Hand – 1 minute max
- Q&A always enabled on side panel
- Questions may not be answered during webinar, but will be posted on website
- Contact Project Leads

THE TEAM

David Kriske – Asst. Community Development Director, Transportation

Chris Buonomo – Asst. Transportation Planner, Community Development Dept

Joanne Itagaki – Project Manager, Willdan Engineering

TABLE OF CONTENTS

1. NPP Overview
2. RPNPP History
3. What We've Heard
4. Phased Approach
5. Status
6. Timeline
7. Data Presentation
8. Question/comment

NPP OVERVIEW

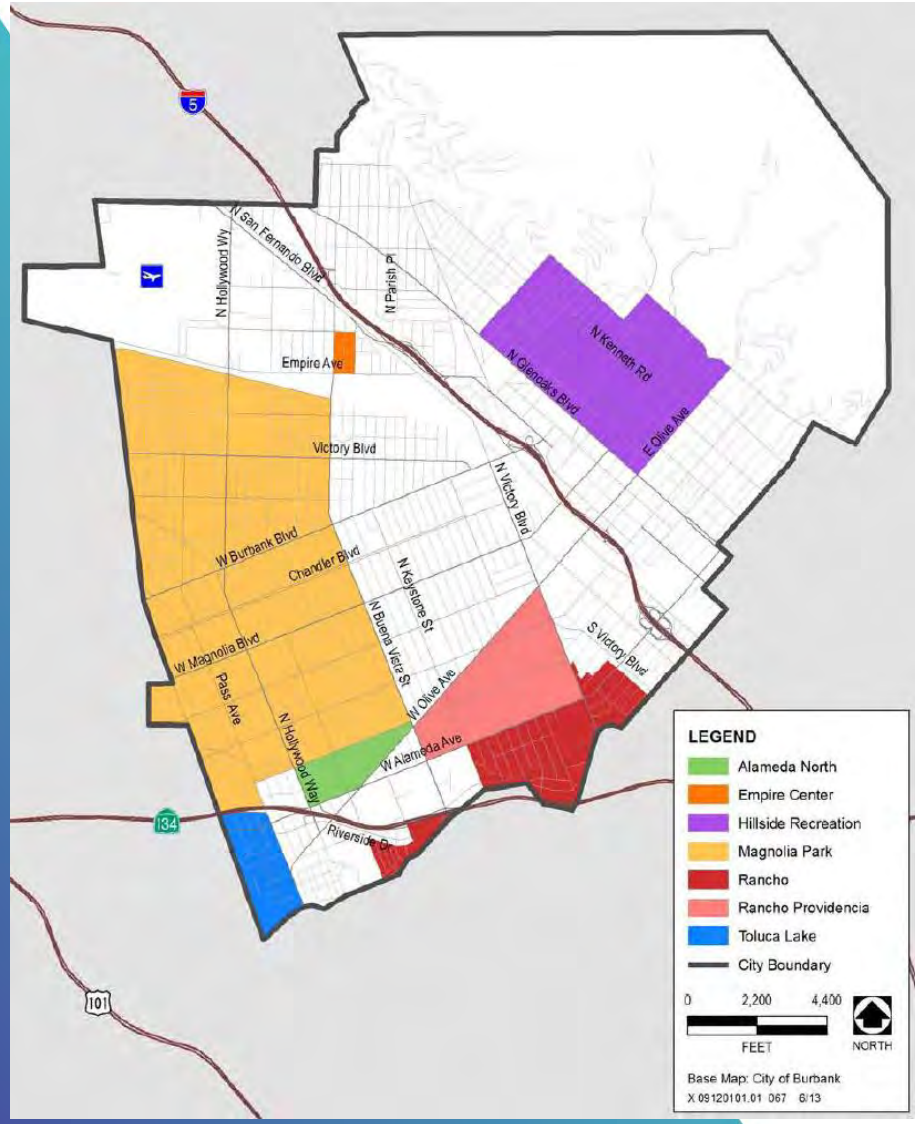

RANCHO PROVIDENCIA NPP HISTORY

Late 90's: Regional traffic generated by studios and commercial properties in Media District

1998: City Council adopted NPP to address:

- Cut-through traffic
- Speeding
- Spillover of commercial parking

2001: Permanent measures installed

Olive Ave
SAINT FINBAR SCHOOL

WHAT WE'VE HEARD



Recent Past

Need to alleviate:

- Cut-through traffic
- Neighborhood parking
- Speeding

Present

- Raisin' Cane's
- Metro BRT
- Olive/Sparks/Verdugo intersection

Future

Does the 1998 NPP still serve the neighborhood effectively?

PHASED APPROACH

Phase 1: Short-term temporary measures

- Immediate need to control spill-over and cut-through traffic around drive-thru
- Could include turn restrictions and traffic control

Phase 2: Long-term NPP update

- Broader analysis of entire NPP
- Assessment of Phase 1 measures
- CEQA documentation

STATUS

Contracted with on-call consultant who collected data



TIMELINE

Two-Phase Approach:

1. Short-term temporary measures
2. Long-term NPP update

Phase 1: Temporary Measures to Address Restaurant Traffic	
Data Collection and Input	Jan-Apr ‘22
Evaluate Phase 1 Temporary Measures	Apr ‘22
Temporary Measures Signing and Striping	May ‘22
Phase 2: Rancho Providencia NPP Update	
1998 Evaluation Plan	Mid-Apr ‘22
Identify Additional Improvements	June ‘22
Draft Plan (Final Plan)	Oct ‘22
Final Environmental Documentation for Adoption	Oct ‘22

Current Step

=Community Meeting (dates TBD)

DATA PRESENTATION

TRAFFIC VOLUMES

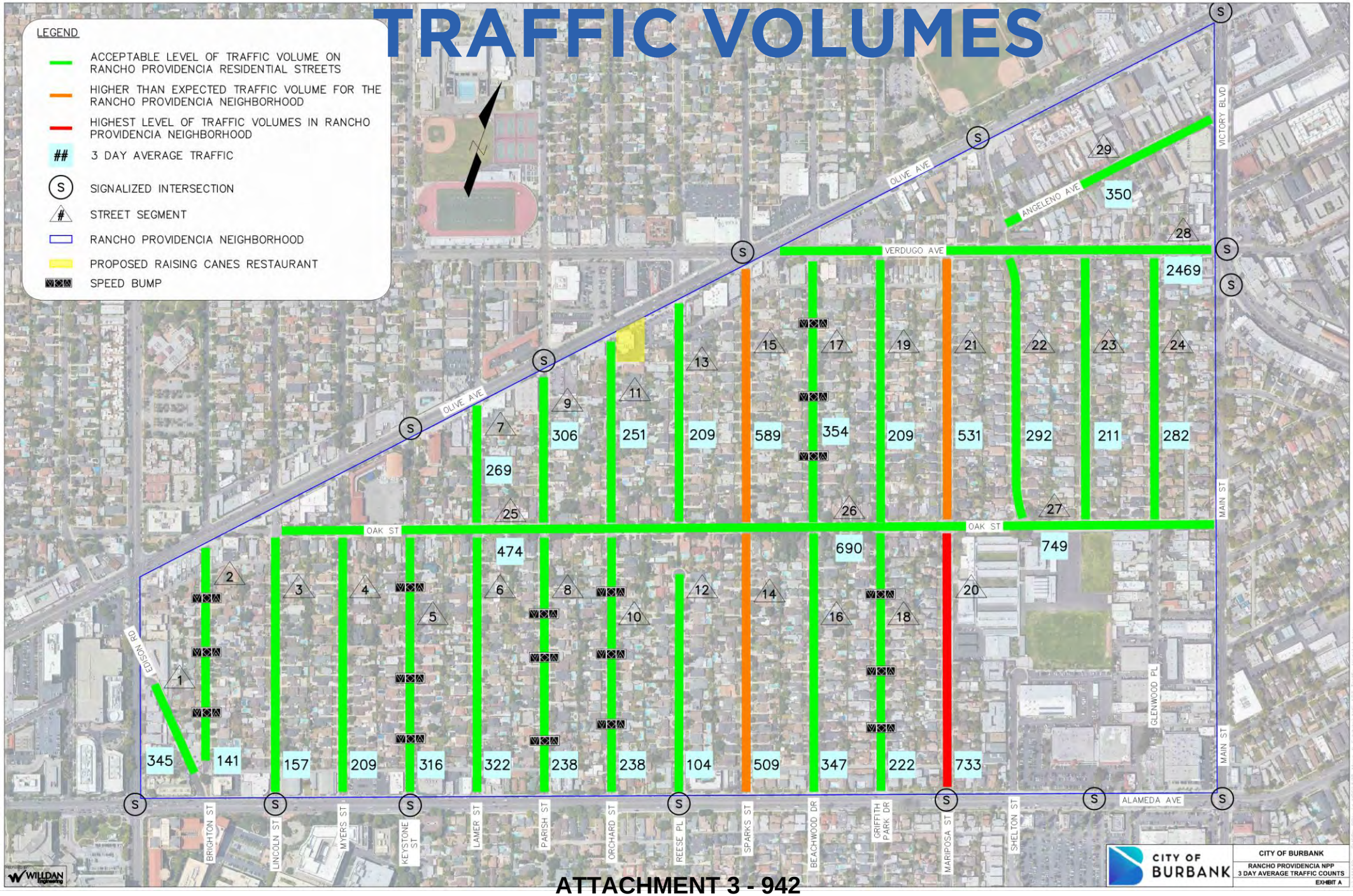

TRAFFIC SPEEDS

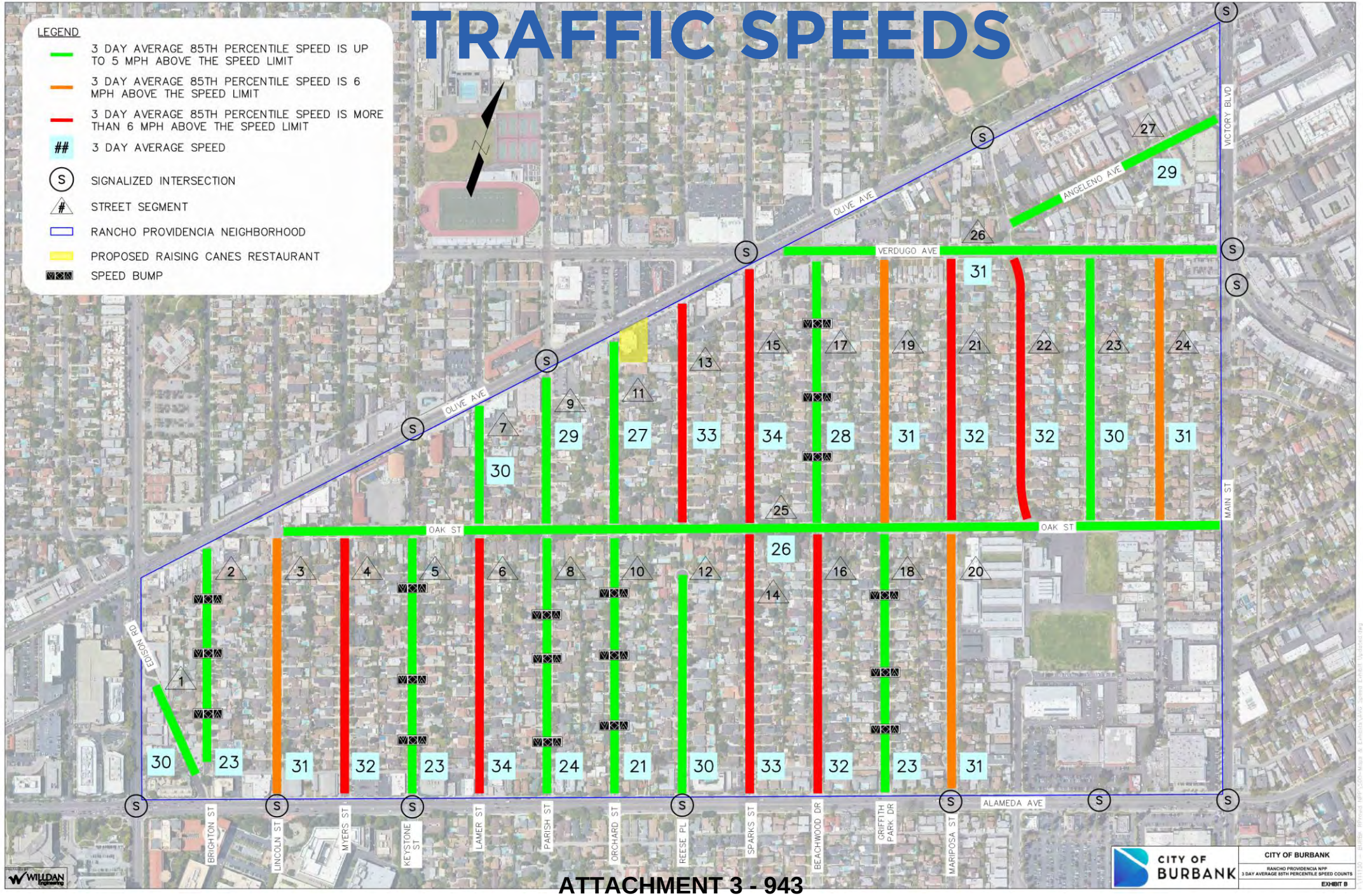

QUESTIONS AND COMMENTS

Neighborhood observations, experience.
What has worked? What do you like?
What are your concerns?
What roadway conditions do you wish to see?

CONTACT

Assistant Transportation Planner
Chris Buonomo
cbuonomo@burbankca.gov
818-238-5251

Rancho Providencia Neighborhood Protection Plan Update
Community Development Department

Meeting 1 Question and Answer
Meeting Held April 7, 2022

This document answers questions posed to the City of Burbank Community Development Department during the first public meeting for the Rancho Providencia Neighborhood Protection Plan update on April 7, 2022. This includes verbal questions asked during the meeting, written questions submitted on Zoom, and questions submitted via email. Duplicate questions have been condensed and irrelevant questions have been excluded. Some have been edited for coherence or grammar. Any comments, observations, or ideas not in the form of a question have been collected and added to the ongoing public comment log.

Neighborhood Protection Plans

1. Are these protection plans for other areas of the city available to the public?
    - The following are the existing neighborhood protection plans which can be accessed by the links below.
        i. *Alameda North*
        The Alameda North NPP is a series of street improvements adopted by the City Council in 2005 and updated in 2016 to reduce cut through traffic in the residential neighborhood bounded by Alameda Avenue, Olive Avenue, Buena Vista Street, Oak Street and Hollywood Way. The 2016 update was prompted by the Talaria development which caused a reevaluation of possible protection measures north of Alameda Avenue to prevent cut through traffic from development in the area.
        ii. *Hillside Recreation*
        The Hillside Recreation Neighborhood Protection Plan was approved in 2001 and aimed at mitigating the traffic impacts from the variety of hillside recreational facilities with new signage and wayfinding. It focused on directing motorists to and from the hillside recreational facilities onto arterial streets rather than local residential streets.
        iii. *Magnolia Park*
        The Magnolia Park Neighborhood Protection Plan was initiated in 1995 in response to concerns regarding traffic intrusion into neighborhood residential streets. It proposed a phased strategy for consideration by City Staff, City Council, and local residents.
        iv. *Rancho*
        The Rancho Community Traffic Reduction Program was adopted in 1992 to identify and mitigate cut-through traffic issues in the neighborhood. It recommended a set of improvements to reduce traffic volumes attributed to commuters who are not residents of the Rancho area.

v. *Empire Center*
Following the construction of the Empire Center, the Empire Neighborhood Protection Plan was developed to impede cut-through traffic and speeding in the residential neighborhoods immediately north of the development.

vi. *Toluca Lake*
The 1991 Media District Specific Plan outlined proposed short and long term improvements in the Toluca Lake area aimed at maintaining the integrity of the traffic and parking demand for residential neighborhoods near increasing studio development. Most of these were permanently installed, and the Neighborhood Protection section of the General Plan refers to this area as the Toluca Lake Neighborhood Protection Plan.

2. What is the other neighborhood with full closure besides Alameda North?
    - Links to all existing Neighborhood Protection Plans can be found in #1.

3. Where is the funding for this study budgeted? And where would the improvements be budgeted?
    - The study is being paid for with funding collected from the NBC Universal development in Los Angeles for the purpose of studying and implementing neighborhood protection next to Burbank streets affected by traffic from that development. If City Council directs staff to move forward in installing traffic safety countermeasures, that infrastructure would be funded through a mix of funding, including the General Fund and Development Impact Fees.

Studies

4. Did the cut-through traffic study take into consideration the middle school or differentiate between "cut-through" traffic and local traffic?
    - The initial traffic counts were collected during the week when school was in session, so the baseline data reflect conditions of a normal school day. The next steps will be to begin analyzing the data and understanding the conditions that may be causing the observed results. Another next step will be to conduct a cut-through traffic analysis to understand how much cut-through traffic is occurring and where it is being routed. This is done by collecting data on cars entering and leaving the neighborhood and assessing the share of cars that are local trips to the neighborhood versus trips that do not have an origin or destination within the neighborhood.

5. Is the safety study only considering car safety? Or does it include bikes and pedestrians? Is there any plan to add bikes/pedestrians to the study?
    - There is not an explicit portion of the Neighborhood Protection Plan update that is considering bike lanes or pedestrian safety improvements. However, improved safety for bicycles and pedestrians would be a direct outgrowth of the main Neighborhood Protection Plan update objective, which is to slow down cars and/or discourage regional trips from using neighborhood streets. Lower speeds within the neighborhood enable safer pedestrian crossings and create a more inviting place for bicycles.

6. As part of your data collection, have you studied the traffic impact of the relatively new Raising Cane's in Oxnard, CA and what mitigation steps were taken by the city of Oxnard?
    - Yes, staff have observed conditions at other restaurants in California to understand the potential for traffic control issues as well as the tools that other cities utilized in managing the rush in the opening weeks of their respective restaurants. However, data for this study will be collected to enable the City to understand exactly what impacts traffic from Raising Cane's will have on the neighborhood by comparing traffic conditions before and after the restaurant opens.

7. Will there be a study on noise coming from the drive-thru window at Raising Cane's during night time hours?
    - The City noise ordinance will be enforced regarding the speaker at the drive-thru window.

8. Can we see a diagram showing the protection plan on Orchard Drive regarding Raising Cane's?
    - City Staff are still finalizing the traffic control plan for the opening of Raising Cane's, though it will include turn restrictions and traffic control officers ensuring compliance and order. It may be tweaked to reflect changes in restaurant operations early in the opening period. The broader Neighborhood Protection Plan will be developed in the coming months and encompass the entire neighborhood, not just the streets around the new restaurant.

9. Will delivery and curb service, and their possible spillover into residential areas, be looked at?
    - Yes, delivery locations will be considered in the assessment of traffic conditions around the new restaurant.

10. How can you asses beforehand what the impact of traffic, noise, pollution, and safety will be when Raising Cane's opens?
    - The City has looked at conditions around the opening of Raising Cane's restaurants in other cities and is also consulting with staff from the restaurant to develop an estimate of the amount of demand caused by the Burbank immediately after opening as well as in the long-term. Staff is finalizing an initial traffic control plan to manage the initial rush of customers. That plan can be amended as needed during the first few weeks of operation. The City will continue to analyze traffic flow, cut-through traffic and other key indicators to understand what is likely to persist after the initial opening period. Staff will continue to collect data and use that to determine what long-term solutions can be most effective without causing side-effects on the rest of the neighborhood.

11. Staff mentioned that no traffic study was necessary for Raising Cane's due to it being a similar commercial use. However, I have heard there was one done. How can we find a copy of it if it was done?
    - Since this was permitted as a re-tenanting of the same type of business use, a transportation study was not required and therefore is not available.

Initial Approval

12. How could Raising Cane's even be put in a residential neighborhood? It's not re-tenanting. The bank that was there was barely busy. The restaurant will bring an incredible amount of traffic that will clog our streets.
    - Under the City's zoning code, the construction of the restaurant is a tenant improvement because it was a commercial use with a drive-thru along a stretch of Olive that is zoned for commercial use. The restaurant proposal was also for a commercial use with a drive-thru and conformed with existing code requirements. Accordingly, the construction of the restaurant did not require environmental review nor a transportation study.

13. Has the city thought about how having Cains in the neighborhood will devalue our homes?
    - The scope of this Neighborhood Protection Plan update is to evaluate traffic and safety conditions. The economics of the restaurant or local housing market is not part of this study.

14. Why is Raising Canes allowed to have advertising lights shining into the neighborhood and how can this be eliminated?
    - The City will assess the signage lighting and ensure that it is compliant with "Article 10: Sign and Advertising Structure Regulations" of the Municipal Code.

15. Why would you put something like Raising Cane's in a neighborhood when you know that it will cause major problems? You don't wait until after a disaster happens to fix it. You should be forward thinking and know the impact and try and mitigate it before disaster happens.
    - Phase 1 of the Neighborhood Protection Plan update process identifies potential impacts and develops temporary traffic engineering measures needed to address spillover traffic and parking around the new restaurant. These temporary measures will be implemented as a pilot to determine the potential for secondary effects on surrounding streets, and they include traffic control and turn restrictions. Those measures have little potential to affect the broader neighborhood and can be implemented immediately and for as long as necessary. Anything more restrictive would be implemented after the restaurant opens. Those more restrictive changes have the possibility of creating secondary effects and bottlenecks elsewhere in the neighborhood, and staff do not want to introduce possible secondary effects before seeing how the restaurant actually operates. While the City has begun considering options to alleviate immediate concerns around these projects, the General Plan stipulates that traffic engineering measures should be assessed on a neighborhood basis, not street by street. Changes on one street affect the others nearby, so while the City will look at improvements immediately around the restaurant, it will also evaluate the needs of the whole Neighborhood Protection Plan area.

16. Neighbors and homeowners outnumber businesses 100 or 1000 to 1. Do they get priority?
    - The purpose of Neighborhood Protection Plans is to mitigate speeds, volumes and cut-through traffic in residential neighborhoods. The purpose of the plan update is to

prioritize local neighborhood protection from those issues generated by evolving development nearby.

17. Please request proactive approvals for traffic concerns before Raising Cane's opens. Respectfully, waiting 1-2 months when you're living in a nightmare is too long. Would you want to live next door for that long without city support?
    - There are proactive plans for traffic control that will be implemented on the first day of operation, including turn restrictions, temporary directional signage, additional on-site restaurant personnel to expedite drive through operations, hiring of police officers to direct traffic at driveways and nearby intersections, and temporary parking restrictions on Olive Avenue. Those measures have little potential to affect the broader neighborhood and can be implemented immediately and for as long as necessary. The City will then assess what else can be implemented once it is clear exactly how the restaurant operates. Anything more restrictive would be implemented after the restaurant opens. Those more restrictive changes have the possibility of creating secondary effects and bottlenecks elsewhere in the neighborhood, and staff do not want to introduce possible side effects before seeing how the restaurant actually operates.

Bus Rapid Transit (BRT)

18. How does the timeline of this project line up with the implementation of the new bus line? It seems like that could also be a contributing factor and will impact the effectiveness of the solutions.
    - This plan update will take into account BRT on Olive, and the neighborhood plan update can proceed with whichever final determination is made. In April 2022, the City Council directed staff to communicate with Metro that BRT shall be installed as “mixed flow” along Olive Avenue. This means that the BRT would operate in regular travel lanes on this portion of Olive Avenue and that bus-only lanes will not be installed. The mixed-flow option would not impact the current vehicular operations on Olive Avenue.

19. Won't the NoHo to Pasadena BRT exponentially increase the amount of cars parking in the neighborhoods?
    - The original proposal by Metro for the project was to eliminate street parking on Olive Avenue to install bus lanes. However, due to concerns expressed by residents and businesses on Olive Avenue, Metro is no longer proposing to remove parking on Olive Avenue. Further, BRT is not expected to attract people who will drive to a station and park to ride the service. BRT is expected to attract ridership within walking distance (a half-mile or 10 minutes) of stops. Since it specifically attracts people from neighborhoods around the line, BRT should not increase the number of cars attracted to the area or parked in the neighborhood.

20. Is the city considering creating parking lots or parking structures in relation of BRT?

- No, the City will not be creating new parking lots in relation to BRT. While BRT is designed to operate more efficiently that standard local bus service, it still attracts ridership within walking distance (a half-mile or 10 minutes) of stops. Since it specifically attracts people from neighborhoods around the line, BRT tends to not increase the number of cars attracted to the area or the need for lots. Also, Metro is no longer proposing to remove parking on Olive Avenue for the project.

21. With the NoHo to Pasadena BRT, where will traffic line up for the Raising Canes drive through?
    - In the immediate period after opening, if the car line stretches out to Olive, traffic will be prompted to wait along the curb in the parking lane near the restaurant, and the City may impose temporary parking restrictions to accommodate this line of cars. In the long term, it is expected that drive through demand will be contained within the restaurant site and will not spill onto Olive or other streets. Staff will monitor the operations of the restaurant during the immediate opening as well as after restaurant demand normalizes to see if traffic will be contained or if additional measures need to be considered to protect the adjacent neighborhood.

22. Is the city considering eminent domain for residential properties adjacent to commercial properties near the proposed BRT project?
    - Neither the City nor Metro is considering eminent domain with regard to the BRT project. Any improvements will be on the public right of way.

23. Can you collect data from the police department regarding noise complains connected to delivery vehicles and other types of vehicles at Starbucks and Dominos? BRT could increase noise issues.
    - The City will inquire with Burbank Police Department regarding noise complaints in the neighborhood.

Meetings

24. This meeting format is very unfriendly. Will we be given a chance to have an in-person meeting?
    - Given the constant presence of Covid-19, staff determined that the first community meeting should be held over Zoom. The online format also allows people who are often busy in the evenings with work or family obligations the opportunity to join and be heard. Staff will consider if subsequent meetings can be held in person, either at a central location or perhaps outside within the neighborhood itself.

25. Raising Cane's said that they have held community meetings. I never was advised about it living on South Orchard. Can they provide proof of the community outreach they claim they did?
    - Raising Cane's held a Zoom meeting with the nearby community on June 3, 2021. This meeting was not sponsored or arranged by the City. Representatives from the restaurant indicated that they notified residents within a 1000-foot radius by mail, and email invitations were sent to all people who had previously submitted comment by email. The meeting notice was distributed on April 10, 2021 and can be seen here.

Roadway Countermeasures

26. Can we please do away with the cobblestone crosswalks?
    - The City has not yet identified proposed surface treatments for the updated Neighborhood Protection Plan, but it will evaluate the effectiveness of existing measures in the plan update process including the existing crosswalk treatments that were installed as part of the original plan.

27. Will the homeowners have a vote on what traffic, safety, and parking measures are taken?
    - Residents of the area will have 5 opportunities to share their concerns, ideas, and desires at public meetings. They also are able to share their public comment at any time by email or telephone. They will have a say in every step of the plan update process, including the draft plan update, which will be presented to the community at a public meeting. City Council will vote on the approval of the final updated plan.

28. Is the planning department and city council agreeable to cul-de-sacs? How can we get them installed?
    - A cul-de-sac, or full street closure, is one of the methods available when considering neighborhood protection treatments. However, since cul-de-sacs divert traffic elsewhere, they may have spillover effects on neighboring streets and therefore should be considered carefully. Should conditions warrant, a temporary street closure could be implemented relatively quickly if approved by the City Council. If a full street closure is considered, implementing a temporary closure allows the City to monitor for spillover or other secondary effects of the closure and can be easily reversed if these secondary effects are problematic. Also, the General Plan requires that neighborhood protection be installed for a whole area, not street by street, in order to account for the possibility of that diverted traffic.

29. Is it not possible for the city to get ahead of the Raising Cane's problems? If not, why?
    - There are proactive plans for traffic control that will be implemented on the first day of operation. Those measures have little potential to affect the broader neighborhood and can be implemented immediately and for as long as necessary. The City will then assess what else can be implemented once it is clear exactly how the restaurant operates. Anything more restrictive would be implemented after the restaurant opens. Those more restrictive changes have the possibility of creating secondary effects and bottlenecks elsewhere in the neighborhood, and staff do not want to introduce possible side effects before seeing how the restaurant actually operates.

30. May we have cul-de-sacs at Orchard and Alameda, Griffith Park and Alameda?
    - Cul-de-sacs are an option at the City's disposal for the updated Rancho Providencia Neighborhood Protection Plan, but they need to be assessed in coordination with other proposed nearby measures. A permanent measure that re-directs traffic has the potential to create side effects for other nearby streets. For this reason, the General Plan stipulates that traffic engineering measures should be assessed on a neighborhood basis, not street by street.

31. What will the city do about traffic exiting Raising Cane's then turning right on Reese to go south?

- Traffic operations of the surrounding streets will be part of the analysis in the Neighborhood Protection Plan update.

32. Would a cul-de-sac at Oak and Olive be possible?
    - Cul-de-sacs are an option at the City's disposal for the updated Rancho Providencia Neighborhood Protection Plan, but they need to be assessed in coordination with other proposed nearby measures. A permanent measure that re-directs traffic has the potential to create side effects for other nearby streets. For this reason, the General Plan stipulates that traffic engineering measures should be assessed on a neighborhood basis, not street by street.

33. Do you have the ability and/or will to reduce traffic in the neighborhood?
    - By updating the Neighborhood Protection Plan to re-align the existing traffic calming measures with the current road conditions, the goal of the plan update is to reduce speeding and cut-through traffic. The City has widely accepted engineering measures at its disposal and the will to deploy them if the data back up their use.

Restaurant Operations

34. What is the city going to do about the trash that's going to show up in our neighborhood?
    - The City has requested that the restaurant maintain clean public right-of-way directly surrounding the site and on neighboring streets.

35. Where are the employees going to park?
    - The City is still coordinating with the property owner regarding employee parking location, but it has made clear that there shall be no employee parking along local streets in the residential neighborhood. If the restaurant's operation causes parking impacts to the immediate residential streets, implementation of permit-only parking zone could be considered to address this parking impact.

36. Can there be a better sound wall required between Raising Cane's and the neighborhood?
    - There is no plan to increase the height of the wall surrounding the restaurant. However, the City noise ordinance will be enforced regarding the speaker at the drive-thru window.

Appendix F

Average Daily Traffic and Speeds

Intermediate Data 2022

Counts Unlimited, Inc.

PO Box 1178
Corona, CA 92878
(951) 268-6268
email: counts@countsunlimited.com

City of Burbank
Parrish Place
B/ Olive Avenue - Oak Street
24 Hour Directional Speed Survey

BBK001
Site Code: 007-22951

Northbound

Start	1	16	21	26	31	36	41	46	51	56	61	66	71	76	
Time	15	20	25	30	35	40	45	50	55	60	65	70	75	999	Total
11/01/22	1	0	1	1	0	0	0	0	0	0	0	0	0	0	3
01:00	0	0	1	1	0	1	0	0	0	0	0	0	0	0	3
02:00	0	0	0	0	0	0	0	0	0	0	0	0	0	0	0
03:00	0	0	0	0	0	0	0	0	0	0	0	0	0	0	0
04:00	0	0	1	0	0	0	0	0	0	0	0	0	0	0	1
05:00	0	1	0	0	0	0	0	0	0	0	0	0	0	0	1
06:00	0	1	3	2	2	0	0	0	0	0	0	0	0	0	8
07:00	3	1	16	9	3	0	0	0	0	0	0	0	0	0	32
08:00	8	9	10	4	3	0	0	0	0	0	0	0	0	0	34
09:00	8	8	9	4	0	0	0	0	0	0	0	0	0	0	29
10:00	4	1	6	4	2	1	0	0	0	0	0	0	0	0	18
11:00	1	3	14	8	5	0	0	0	0	0	0	0	0	0	31
12 PM	3	7	7	14	5	0	0	0	0	0	0	0	0	0	36
13:00	2	5	15	7	5	0	0	1	0	0	0	0	0	0	35
14:00	11	14	28	20	8	0	0	0	0	0	0	0	0	0	81
15:00	7	5	11	14	5	0	0	0	0	0	0	0	0	0	42
16:00	5	7	14	6	1	0	0	0	0	0	0	0	0	0	33
17:00	5	6	16	10	0	0	1	0	0	0	0	0	0	0	38
18:00	5	10	12	16	10	0	0	0	0	0	0	0	0	0	53
19:00	1	5	10	6	4	0	0	0	0	0	0	0	0	0	26
20:00	0	1	12	6	3	2	0	1	0	0	0	0	0	0	25
21:00	0	1	2	5	0	0	0	0	0	0	0	0	0	0	8
22:00	0	3	1	3	0	0	0	0	0	0	0	0	0	0	7
23:00	1	0	0	1	0	0	0	0	0	0	0	0	0	0	2
Total	65	88	189	141	56	4	1	2	0	0	0	0	0	0	546

Daily	15th Percentile :	15 MPH
	50th Percentile :	23 MPH
	85th Percentile :	29 MPH
	95th Percentile :	33 MPH
Statistics	Mean Speed(Average) :	23 MPH
	10 MPH Pace Speed :	21-30 MPH
	Number in Pace :	330
	Percent in Pace :	60.4%
	Number of Vehicles > 55 MPH :	0
	Percent of Vehicles > 55 MPH :	0.0%

Counts Unlimited, Inc.
PO Box 1178
Corona, CA 92878
(951) 268-6268
email: counts@countsunlimited.com

City of Burbank
Parrish Place
B/ Olive Avenue - Oak Street
24 Hour Directional Speed Survey

BBK001
Site Code: 007-22951

Southbound

Start Time	1 15	16 20	21 25	26 30	31 35	36 40	41 45	46 50	51 55	56 60	61 65	66 70	71 75	76 999	Total
11/01/22	0	1	0	0	0	1	0	0	0	0	0	0	0	0	2
01:00	0	0	0	0	0	1	0	0	0	0	0	0	0	0	1
02:00	0	0	0	1	0	0	0	0	0	0	0	0	0	0	1
03:00	0	0	0	0	1	0	0	0	0	0	0	0	0	0	1
04:00	0	0	1	0	1	0	0	0	0	0	0	0	0	0	2
05:00	0	0	1	0	1	0	0	0	0	0	0	0	0	0	2
06:00	0	0	1	1	0	0	0	0	0	0	0	0	0	0	2
07:00	2	6	5	8	6	0	0	0	0	0	0	0	0	0	27
08:00	4	7	12	6	4	0	0	0	0	0	0	0	0	0	33
09:00	7	10	8	7	0	0	0	0	0	0	0	0	0	0	32
10:00	6	5	7	11	2	1	0	0	0	0	0	0	0	0	32
11:00	0	4	12	16	6	1	0	0	0	0	0	0	0	0	39
12 PM	3	3	11	8	3	1	0	0	0	0	0	0	0	0	29
13:00	1	4	8	15	7	2	0	0	0	0	0	0	0	0	37
14:00	7	7	15	24	9	0	0	0	0	0	0	0	0	0	62
15:00	5	11	14	8	6	3	1	0	0	0	0	0	0	0	48
16:00	6	7	13	17	6	0	0	0	0	0	0	0	0	0	49
17:00	9	12	18	11	4	1	0	0	0	0	0	0	0	0	55
18:00	5	6	14	10	2	0	0	0	0	0	0	0	0	0	37
19:00	1	8	4	10	2	0	0	0	0	0	0	0	0	0	25
20:00	1	6	9	5	2	0	0	0	0	0	0	0	0	0	23
21:00	0	2	4	3	0	0	0	0	0	0	0	0	0	0	9
22:00	0	1	5	2	0	0	0	0	0	0	0	0	0	0	8
23:00	0	1	0	1	0	0	0	0	0	0	0	0	0	0	2
Total	57	101	162	164	62	11	1	0	0	0	0	0	0	0	558

Daily	15th Percentile :	16 MPH
	50th Percentile :	23 MPH
	85th Percentile :	29 MPH
	95th Percentile :	33 MPH
Statistics	Mean Speed(Average) :	23 MPH
	10 MPH Pace Speed :	21-30 MPH
	Number in Pace :	326
	Percent in Pace :	58.4%
	Number of Vehicles > 55 MPH :	0
	Percent of Vehicles > 55 MPH :	0.0%

Counts Unlimited, Inc.

PO Box 1178
Corona, CA 92878
(951) 268-6268
email: counts@countsunlimited.com

City of Burbank
Parrish Place
B/ Olive Avenue - Oak Street
24 Hour Directional Speed Survey

BBK001
Site Code: 007-22951

Northbound, Southbound

Start Time	1 15	16 20	21 25	26 30	31 35	36 40	41 45	46 50	51 55	56 60	61 65	66 70	71 75	76 999	Total
11/01/22	1	1	1	1	0	1	0	0	0	0	0	0	0	0	5
01:00	0	0	1	1	0	2	0	0	0	0	0	0	0	0	4
02:00	0	0	0	1	0	0	0	0	0	0	0	0	0	0	1
03:00	0	0	0	0	1	0	0	0	0	0	0	0	0	0	1
04:00	0	0	2	0	1	0	0	0	0	0	0	0	0	0	3
05:00	0	1	1	0	1	0	0	0	0	0	0	0	0	0	3
06:00	0	1	4	3	2	0	0	0	0	0	0	0	0	0	10
07:00	5	7	21	17	9	0	0	0	0	0	0	0	0	0	59
08:00	12	16	22	10	7	0	0	0	0	0	0	0	0	0	67
09:00	15	18	17	11	0	0	0	0	0	0	0	0	0	0	61
10:00	10	6	13	15	4	2	0	0	0	0	0	0	0	0	50
11:00	1	7	26	24	11	1	0	0	0	0	0	0	0	0	70
12 PM	6	10	18	22	8	1	0	0	0	0	0	0	0	0	65
13:00	3	9	23	22	12	2	0	1	0	0	0	0	0	0	72
14:00	18	21	43	44	17	0	0	0	0	0	0	0	0	0	143
15:00	12	16	25	22	11	3	1	0	0	0	0	0	0	0	90
16:00	11	14	27	23	7	0	0	0	0	0	0	0	0	0	82
17:00	14	18	34	21	4	1	1	0	0	0	0	0	0	0	93
18:00	10	16	26	26	12	0	0	0	0	0	0	0	0	0	90
19:00	2	13	14	16	6	0	0	0	0	0	0	0	0	0	51
20:00	1	7	21	11	5	2	0	1	0	0	0	0	0	0	48
21:00	0	3	6	8	0	0	0	0	0	0	0	0	0	0	17
22:00	0	4	6	5	0	0	0	0	0	0	0	0	0	0	15
23:00	1	1	0	2	0	0	0	0	0	0	0	0	0	0	4
Total	122	189	351	305	118	15	2	2	0	0	0	0	0	0	1104

Daily	15th Percentile :	16 MPH
	50th Percentile :	23 MPH
	85th Percentile :	29 MPH
	95th Percentile :	33 MPH
Statistics	Mean Speed(Average) :	23 MPH
	10 MPH Pace Speed :	21-30 MPH
	Number in Pace :	656
	Percent in Pace :	59.4%
	Number of Vehicles > 55 MPH :	0
	Percent of Vehicles > 55 MPH :	0.0%

Counts Unlimited, Inc.

PO Box 1178
Corona, CA 92878
(951) 268-6268
email: counts@countsunlimited.com

City of Burbank
Parrish Place
B/ Olive Avenue - Oak Street
24 Hour Directional Speed Survey

BBK001
Site Code: 007-22951

Northbound

Start	1	16	21	26	31	36	41	46	51	56	61	66	71	76	
Time	15	20	25	30	35	40	45	50	55	60	65	70	75	999	Total
11/02/22	1	0	1	0	0	0	0	0	0	0	0	0	0	0	2
01:00	0	0	0	1	0	0	0	0	0	0	0	0	0	0	1
02:00	0	0	0	0	0	0	0	0	0	0	0	0	0	0	0
03:00	0	0	0	0	0	0	0	0	0	0	0	0	0	0	0
04:00	0	0	1	0	0	0	0	0	0	0	0	0	0	0	1
05:00	0	1	0	0	0	0	0	0	0	0	0	0	0	0	1
06:00	2	0	4	5	0	1	0	0	0	0	0	0	0	0	12
07:00	3	7	16	10	2	0	0	0	0	0	0	0	0	0	38
08:00	12	3	13	2	1	1	0	0	0	0	0	0	0	0	32
09:00	9	2	15	6	2	1	1	0	0	0	0	0	0	0	36
10:00	3	9	15	7	4	0	0	0	0	0	0	0	0	0	38
11:00	5	7	12	10	4	0	0	0	0	0	0	0	0	0	38
12 PM	4	10	23	4	8	0	0	0	0	0	0	0	0	0	49
13:00	3	6	17	13	5	0	0	0	0	0	0	0	0	0	44
14:00	2	7	12	13	6	0	0	0	0	0	0	0	0	0	40
15:00	5	13	37	17	5	1	0	0	0	0	0	0	0	0	78
16:00	8	6	15	8	2	0	0	0	0	0	0	0	0	0	39
17:00	6	8	18	15	2	0	0	0	0	0	0	0	0	0	49
18:00	3	11	12	13	2	0	0	0	0	0	0	0	0	0	41
19:00	1	6	16	8	3	0	1	0	0	0	0	0	0	0	35
20:00	0	2	8	4	4	0	0	0	0	0	0	0	0	0	18
21:00	0	0	3	7	1	0	0	0	0	0	0	0	0	0	11
22:00	0	1	0	2	1	0	0	0	0	0	0	0	0	0	4
23:00	0	0	2	1	0	0	0	0	0	0	0	0	0	0	3
Total	67	99	240	146	52	4	2	0	0	0	0	0	0	0	610

Daily	15th Percentile :	16 MPH
	50th Percentile :	22 MPH
	85th Percentile :	28 MPH
	95th Percentile :	32 MPH
Statistics	Mean Speed(Average) :	23 MPH
	10 MPH Pace Speed :	21-30 MPH
	Number in Pace :	386
	Percent in Pace :	63.3%
	Number of Vehicles > 55 MPH :	0
	Percent of Vehicles > 55 MPH :	0.0%

Counts Unlimited, Inc.

PO Box 1178
Corona, CA 92878
(951) 268-6268
email: counts@countsunlimited.com

City of Burbank
Parrish Place
B/ Olive Avenue - Oak Street
24 Hour Directional Speed Survey

BBK001
Site Code: 007-22951

Southbound

Start	1	16	21	26	31	36	41	46	51	56	61	66	71	76	
Time	15	20	25	30	35	40	45	50	55	60	65	70	75	999	Total
11/02/22	1	0	0	1	0	0	0	0	0	0	0	0	0	0	2
01:00	0	0	0	0	0	0	0	0	0	0	0	0	0	0	0
02:00	0	0	2	0	0	0	0	0	0	0	0	0	0	0	2
03:00	0	0	0	0	0	0	0	0	0	0	0	0	0	0	0
04:00	0	0	0	0	0	0	0	0	0	0	0	0	0	0	0
05:00	0	0	1	0	1	0	0	0	0	0	0	0	0	0	2
06:00	1	1	2	1	0	0	0	0	0	0	0	0	0	0	5
07:00	3	6	10	11	3	0	0	0	0	0	0	0	0	0	33
08:00	4	9	13	10	2	0	0	0	0	0	0	0	0	0	38
09:00	5	4	6	10	0	0	0	0	0	0	0	0	0	0	25
10:00	7	10	13	9	0	0	0	0	0	0	0	0	0	0	39
11:00	8	10	17	12	1	0	0	0	0	0	0	0	0	0	48
12 PM	4	3	15	10	4	2	0	0	0	0	0	0	0	0	38
13:00	3	5	23	15	4	1	1	0	0	0	0	0	0	0	52
14:00	0	12	16	14	3	0	0	0	0	0	0	0	0	0	45
15:00	6	8	26	16	4	0	0	0	0	0	0	0	0	0	60
16:00	4	9	21	12	7	2	0	0	0	0	0	0	0	0	55
17:00	11	7	17	13	5	0	0	0	0	0	0	0	0	0	53
18:00	1	0	7	11	4	0	0	0	0	0	0	0	0	0	23
19:00	1	2	10	13	7	0	0	0	0	0	0	0	0	0	33
20:00	1	1	9	6	3	1	0	0	0	0	0	0	0	0	21
21:00	1	2	2	4	1	0	0	0	0	0	0	0	0	0	10
22:00	0	1	2	2	1	0	0	0	0	0	0	0	0	0	6
23:00	0	2	2	0	0	0	0	0	0	0	0	0	0	0	4
Total	61	92	214	170	50	6	1	0	0	0	0	0	0	0	594

Daily	15th Percentile :	16 MPH
	50th Percentile :	23 MPH
	85th Percentile :	29 MPH
	95th Percentile :	32 MPH
Statistics	Mean Speed(Average) :	23 MPH
	10 MPH Pace Speed :	21-30 MPH
	Number in Pace :	384
	Percent in Pace :	64.6%
	Number of Vehicles > 55 MPH :	0
	Percent of Vehicles > 55 MPH :	0.0%

Counts Unlimited, Inc.

PO Box 1178
Corona, CA 92878
(951) 268-6268
email: counts@countsunlimited.com

City of Burbank
Parrish Place
B/ Olive Avenue - Oak Street
24 Hour Directional Speed Survey

BBK001
Site Code: 007-22951

Northbound, Southbound

Start Time	1 15	16 20	21 25	26 30	31 35	36 40	41 45	46 50	51 55	56 60	61 65	66 70	71 75	76 999	Total
11/02/22	2	0	1	1	0	0	0	0	0	0	0	0	0	0	4
01:00	0	0	0	1	0	0	0	0	0	0	0	0	0	0	1
02:00	0	0	2	0	0	0	0	0	0	0	0	0	0	0	2
03:00	0	0	0	0	0	0	0	0	0	0	0	0	0	0	0
04:00	0	0	1	0	0	0	0	0	0	0	0	0	0	0	1
05:00	0	1	1	0	1	0	0	0	0	0	0	0	0	0	3
06:00	3	1	6	6	0	1	0	0	0	0	0	0	0	0	17
07:00	6	13	26	21	5	0	0	0	0	0	0	0	0	0	71
08:00	16	12	26	12	3	1	0	0	0	0	0	0	0	0	70
09:00	14	6	21	16	2	1	1	0	0	0	0	0	0	0	61
10:00	10	19	28	16	4	0	0	0	0	0	0	0	0	0	77
11:00	13	17	29	22	5	0	0	0	0	0	0	0	0	0	86
12 PM	8	13	38	14	12	2	0	0	0	0	0	0	0	0	87
13:00	6	11	40	28	9	1	1	0	0	0	0	0	0	0	96
14:00	2	19	28	27	9	0	0	0	0	0	0	0	0	0	85
15:00	11	21	63	33	9	1	0	0	0	0	0	0	0	0	138
16:00	12	15	36	20	9	2	0	0	0	0	0	0	0	0	94
17:00	17	15	35	28	7	0	0	0	0	0	0	0	0	0	102
18:00	4	11	19	24	6	0	0	0	0	0	0	0	0	0	64
19:00	2	8	26	21	10	0	1	0	0	0	0	0	0	0	68
20:00	1	3	17	10	7	1	0	0	0	0	0	0	0	0	39
21:00	1	2	5	11	2	0	0	0	0	0	0	0	0	0	21
22:00	0	2	2	4	2	0	0	0	0	0	0	0	0	0	10
23:00	0	2	4	1	0	0	0	0	0	0	0	0	0	0	7
Total	128	191	454	316	102	10	3	0	0	0	0	0	0	0	1204

Daily	15th Percentile :	16 MPH
	50th Percentile :	23 MPH
	85th Percentile :	28 MPH
	95th Percentile :	32 MPH
Statistics	Mean Speed(Average) :	23 MPH
	10 MPH Pace Speed :	21-30 MPH
	Number in Pace :	770
	Percent in Pace :	64.0%
	Number of Vehicles > 55 MPH :	0
	Percent of Vehicles > 55 MPH :	0.0%

Counts Unlimited, Inc.

PO Box 1178
Corona, CA 92878
(951) 268-6268
email: counts@countsunlimited.com

City of Burbank
Parrish Place
B/ Olive Avenue - Oak Street
24 Hour Directional Speed Survey

BBK001
Site Code: 007-22951

Northbound

Start Time	1 15	16 20	21 25	26 30	31 35	36 40	41 45	46 50	51 55	56 60	61 65	66 70	71 75	76 999	Total
11/03/22	0	0	0	1	0	0	0	0	0	0	0	0	0	0	1
01:00	0	0	0	1	0	0	0	0	0	0	0	0	0	0	1
02:00	0	0	0	1	0	0	0	0	0	0	0	0	0	0	1
03:00	1	0	1	0	0	0	0	0	0	0	0	0	0	0	2
04:00	0	0	0	0	0	0	0	0	0	0	0	0	0	0	0
05:00	1	1	1	0	2	0	0	0	0	0	0	0	0	0	5
06:00	2	1	4	4	2	0	0	0	0	0	0	0	0	0	13
07:00	14	4	15	8	2	0	0	0	0	0	0	0	0	0	43
08:00	10	0	19	6	3	0	0	0	0	0	0	0	0	0	38
09:00	9	7	6	1	3	0	0	0	0	0	0	0	0	0	26
10:00	5	7	7	7	2	2	0	0	0	0	0	0	0	0	30
11:00	7	6	15	15	3	1	0	0	0	0	0	0	0	0	47
12 PM	7	6	14	14	6	1	1	0	0	0	0	0	0	0	49
13:00	5	7	13	19	3	1	0	0	0	0	0	0	0	0	48
14:00	4	2	17	12	3	0	0	0	0	0	0	0	0	0	38
15:00	5	13	26	11	5	0	0	0	0	0	0	0	0	0	60
16:00	1	6	16	15	3	0	0	0	0	0	0	0	0	0	41
17:00	12	10	16	7	4	0	0	0	0	0	0	0	0	0	49
18:00	6	14	17	8	1	1	0	0	0	0	0	0	0	0	47
19:00	4	3	12	11	3	1	0	0	0	0	0	0	0	0	34
20:00	4	2	9	9	3	0	0	0	0	0	0	0	0	0	27
21:00	2	0	2	4	1	0	0	0	0	0	0	0	0	0	9
22:00	0	1	0	1	0	0	0	0	0	0	0	0	0	0	2
23:00	0	0	3	0	0	0	0	0	0	0	0	0	0	0	3
Total	99	90	213	155	49	7	1	0	0	0	0	0	0	0	614

Daily	15th Percentile :	13 MPH
	50th Percentile :	22 MPH
	85th Percentile :	28 MPH
	95th Percentile :	32 MPH
Statistics	Mean Speed(Average) :	22 MPH
	10 MPH Pace Speed :	21-30 MPH
	Number in Pace :	368
	Percent in Pace :	59.9%
	Number of Vehicles > 55 MPH :	0
	Percent of Vehicles > 55 MPH :	0.0%

Counts Unlimited, Inc.

PO Box 1178
Corona, CA 92878
(951) 268-6268
email: counts@countsunlimited.com

City of Burbank
Parrish Place
B/ Olive Avenue - Oak Street
24 Hour Directional Speed Survey

BBK001
Site Code: 007-22951

Southbound

Start Time	1 15	16 20	21 25	26 30	31 35	36 40	41 45	46 50	51 55	56 60	61 65	66 70	71 75	76 999	Total
11/03/22	0	2	1	1	0	0	0	0	0	0	0	0	0	0	4
01:00	0	0	1	0	0	0	0	0	0	0	0	0	0	0	1
02:00	0	0	1	0	0	0	0	0	0	0	0	0	0	0	1
03:00	0	0	0	0	0	0	0	0	0	0	0	0	0	0	0
04:00	0	0	1	0	1	0	0	0	0	0	0	0	0	0	2
05:00	0	3	2	0	0	0	0	0	0	0	0	0	0	0	5
06:00	1	2	3	3	0	0	0	0	0	0	0	0	0	0	9
07:00	26	7	5	3	2	0	0	0	0	0	0	0	0	0	43
08:00	11	3	7	9	7	1	0	0	0	0	0	0	0	0	38
09:00	8	0	12	10	2	0	0	0	0	0	0	0	0	0	32
10:00	6	5	7	6	2	0	0	0	0	0	0	0	0	0	26
11:00	8	8	9	14	6	1	0	0	0	0	0	0	0	0	46
12 PM	7	6	9	11	5	1	0	0	0	0	0	0	0	0	39
13:00	3	8	24	11	6	1	0	0	0	0	0	0	0	0	53
14:00	0	10	11	13	3	0	0	0	0	0	0	0	0	0	37
15:00	0	8	20	16	6	1	0	0	0	0	0	0	0	0	51
16:00	5	11	12	10	4	1	0	0	0	0	0	0	0	0	43
17:00	8	12	20	10	4	0	0	0	0	0	0	0	0	0	54
18:00	3	7	18	12	0	1	0	0	0	0	0	0	0	0	41
19:00	8	3	15	2	3	1	0	0	0	0	0	0	0	0	32
20:00	3	4	5	7	4	0	0	0	0	0	0	0	0	0	23
21:00	0	1	4	5	2	2	0	0	0	0	0	0	0	0	14
22:00	1	2	1	1	0	0	0	0	0	0	0	0	0	0	5
23:00	1	1	2	0	1	0	0	0	0	0	0	0	0	0	5
Total	99	103	190	144	58	10	0	0	0	0	0	0	0	0	604

Daily	15th Percentile :	13 MPH
	50th Percentile :	22 MPH
	85th Percentile :	29 MPH
	95th Percentile :	33 MPH
Statistics	Mean Speed(Average) :	22 MPH
	10 MPH Pace Speed :	21-30 MPH
	Number in Pace :	334
	Percent in Pace :	55.3%
	Number of Vehicles > 55 MPH :	0
	Percent of Vehicles > 55 MPH :	0.0%

Counts Unlimited, Inc.

PO Box 1178
Corona, CA 92878
(951) 268-6268
email: counts@countsunlimited.com

City of Burbank
Parrish Place
B/ Olive Avenue - Oak Street
24 Hour Directional Speed Survey

BBK001
Site Code: 007-22951

Northbound, Southbound

Start Time	1 15	16 20	21 25	26 30	31 35	36 40	41 45	46 50	51 55	56 60	61 65	66 70	71 75	76 999	Total
11/03/22	0	2	1	2	0	0	0	0	0	0	0	0	0	0	5
01:00	0	0	1	1	0	0	0	0	0	0	0	0	0	0	2
02:00	0	0	1	1	0	0	0	0	0	0	0	0	0	0	2
03:00	1	0	1	0	0	0	0	0	0	0	0	0	0	0	2
04:00	0	0	1	0	1	0	0	0	0	0	0	0	0	0	2
05:00	1	4	3	0	2	0	0	0	0	0	0	0	0	0	10
06:00	3	3	7	7	2	0	0	0	0	0	0	0	0	0	22
07:00	40	11	20	11	4	0	0	0	0	0	0	0	0	0	86
08:00	21	3	26	15	10	1	0	0	0	0	0	0	0	0	76
09:00	17	7	18	11	5	0	0	0	0	0	0	0	0	0	58
10:00	11	12	14	13	4	2	0	0	0	0	0	0	0	0	56
11:00	15	14	24	29	9	2	0	0	0	0	0	0	0	0	93
12 PM	14	12	23	25	11	2	1	0	0	0	0	0	0	0	88
13:00	8	15	37	30	9	2	0	0	0	0	0	0	0	0	101
14:00	4	12	28	25	6	0	0	0	0	0	0	0	0	0	75
15:00	5	21	46	27	11	1	0	0	0	0	0	0	0	0	111
16:00	6	17	28	25	7	1	0	0	0	0	0	0	0	0	84
17:00	20	22	36	17	8	0	0	0	0	0	0	0	0	0	103
18:00	9	21	35	20	1	2	0	0	0	0	0	0	0	0	88
19:00	12	6	27	13	6	2	0	0	0	0	0	0	0	0	66
20:00	7	6	14	16	7	0	0	0	0	0	0	0	0	0	50
21:00	2	1	6	9	3	2	0	0	0	0	0	0	0	0	23
22:00	1	3	1	2	0	0	0	0	0	0	0	0	0	0	7
23:00	1	1	5	0	1	0	0	0	0	0	0	0	0	0	8
Total	198	193	403	299	107	17	1	0	0	0	0	0	0	0	1218

Daily	15th Percentile :	13 MPH
	50th Percentile :	22 MPH
	85th Percentile :	29 MPH
	95th Percentile :	32 MPH
Statistics	Mean Speed(Average) :	22 MPH
	10 MPH Pace Speed :	21-30 MPH
	Number in Pace :	702
	Percent in Pace :	57.6%
	Number of Vehicles > 55 MPH :	0
	Percent of Vehicles > 55 MPH :	0.0%

Counts Unlimited, Inc.

PO Box 1178
Corona, CA 92878
(951) 268-6268
email: counts@countsunlimited.com

City of Burbank
Parrish Place
B/ Olive Avenue - Oak Street
24 Hour Directional Speed Survey

BBK001
Site Code: 007-22951

Northbound

Start	1	16	21	26	31	36	41	46	51	56	61	66	71	76	
Time	15	20	25	30	35	40	45	50	55	60	65	70	75	999	Total
11/04/22	0	1	1	0	0	0	0	0	0	0	0	0	0	0	2
01:00	0	1	0	0	0	0	0	0	0	0	0	0	0	0	1
02:00	0	0	0	0	0	0	0	0	0	0	0	0	0	0	0
03:00	0	0	0	0	0	0	0	0	0	0	0	0	0	0	0
04:00	0	0	0	2	0	0	0	0	0	0	0	0	0	0	2
05:00	0	0	1	1	0	0	0	0	0	0	0	0	0	0	2
06:00	1	1	6	1	2	0	0	0	0	0	0	0	0	0	11
07:00	1	2	19	9	3	2	0	0	0	0	0	0	0	0	36
08:00	4	1	10	13	5	0	0	0	0	0	0	0	0	0	33
09:00	8	7	7	4	2	0	0	0	0	0	0	0	0	0	28
10:00	4	2	5	5	4	0	0	0	0	0	0	0	0	0	20
11:00	8	5	9	8	2	0	0	0	0	0	0	0	0	0	32
12 PM	2	7	19	14	6	0	0	0	0	0	0	0	0	0	48
13:00	4	7	19	13	7	0	0	0	0	0	0	0	0	0	50
14:00	4	7	20	14	5	2	0	0	0	0	0	0	0	0	52
15:00	11	12	28	23	8	0	0	0	0	0	0	0	0	0	82
16:00	7	8	18	10	2	1	1	0	0	0	0	0	0	0	47
17:00	4	8	12	9	1	1	0	0	0	0	0	0	0	0	35
18:00	2	14	12	14	5	0	0	0	0	0	0	0	0	0	47
19:00	7	7	15	16	7	2	0	0	0	0	0	0	0	0	54
20:00	3	10	28	14	1	0	0	0	0	0	0	0	0	0	56
21:00	1	2	4	9	2	1	0	0	0	0	0	0	0	0	19
22:00	0	1	1	4	2	2	0	0	0	0	0	0	0	0	10
23:00	0	0	0	1	0	0	0	0	0	0	0	0	0	0	1
Total	71	103	234	184	64	11	1	0	0	0	0	0	0	0	668

Daily	15th Percentile :	16 MPH
	50th Percentile :	23 MPH
	85th Percentile :	29 MPH
	95th Percentile :	33 MPH
Statistics	Mean Speed(Average) :	23 MPH
	10 MPH Pace Speed :	21-30 MPH
	Number in Pace :	418
	Percent in Pace :	62.6%
	Number of Vehicles > 55 MPH :	0
	Percent of Vehicles > 55 MPH :	0.0%

Counts Unlimited, Inc.

PO Box 1178
Corona, CA 92878
(951) 268-6268
email: counts@countsunlimited.com

City of Burbank
Parrish Place
B/ Olive Avenue - Oak Street
24 Hour Directional Speed Survey

BBK001
Site Code: 007-22951

Southbound

Start Time	1 15	16 20	21 25	26 30	31 35	36 40	41 45	46 50	51 55	56 60	61 65	66 70	71 75	76 999	Total
11/04/22	0	0	0	0	1	0	0	0	0	0	0	0	0	0	1
01:00	0	0	0	0	0	0	0	0	0	0	0	0	0	0	0
02:00	0	0	0	0	0	0	0	0	0	0	0	0	0	0	0
03:00	0	0	0	0	0	0	0	0	0	0	0	0	0	0	0
04:00	0	0	0	0	0	0	0	0	0	0	0	0	0	0	0
05:00	0	1	0	4	0	0	0	0	0	0	0	0	0	0	5
06:00	0	4	1	1	1	0	0	0	0	0	0	0	0	0	7
07:00	2	5	5	16	6	1	0	0	0	0	0	0	0	0	35
08:00	3	7	8	10	11	1	0	0	0	0	0	0	0	0	40
09:00	8	3	8	9	1	0	0	0	0	0	0	0	0	0	29
10:00	3	3	11	13	4	1	0	0	0	0	0	0	0	0	35
11:00	7	2	8	7	5	0	0	0	0	0	0	0	0	0	29
12 PM	1	7	18	15	7	3	0	0	0	0	0	0	0	0	51
13:00	3	5	16	15	9	2	0	0	0	0	0	0	0	0	50
14:00	3	3	16	17	9	1	0	0	0	0	0	0	0	0	49
15:00	6	9	19	21	10	1	0	0	0	0	0	0	0	0	66
16:00	2	4	17	12	3	1	0	0	0	0	0	0	0	0	39
17:00	5	9	17	14	2	2	0	0	0	0	0	0	0	0	49
18:00	2	4	18	15	9	0	0	0	0	0	0	0	0	0	48
19:00	1	3	9	7	6	0	0	0	0	0	0	0	0	0	26
20:00	3	5	7	7	2	3	0	0	0	0	0	0	0	0	27
21:00	4	4	7	9	1	0	0	0	0	0	0	0	0	0	25
22:00	1	1	4	1	4	0	0	1	0	0	0	0	0	0	12
23:00	0	0	2	1	0	1	0	0	0	0	0	0	0	0	4
Total	54	79	191	194	91	17	0	1	0	0	0	0	0	0	627

Daily	15th Percentile :	17 MPH
	50th Percentile :	24 MPH
	85th Percentile :	30 MPH
	95th Percentile :	34 MPH
Statistics	Mean Speed(Average) :	25 MPH
	10 MPH Pace Speed :	21-30 MPH
	Number in Pace :	385
	Percent in Pace :	61.4%
	Number of Vehicles > 55 MPH :	0
	Percent of Vehicles > 55 MPH :	0.0%

Counts Unlimited, Inc.

PO Box 1178
Corona, CA 92878
(951) 268-6268
email: counts@countsunlimited.com

City of Burbank
Parrish Place
B/ Olive Avenue - Oak Street
24 Hour Directional Speed Survey

BBK001
Site Code: 007-22951

Northbound, Southbound

Start Time	1 15	16 20	21 25	26 30	31 35	36 40	41 45	46 50	51 55	56 60	61 65	66 70	71 75	76 999	Total
11/04/22	0	1	1	0	1	0	0	0	0	0	0	0	0	0	3
01:00	0	1	0	0	0	0	0	0	0	0	0	0	0	0	1
02:00	0	0	0	0	0	0	0	0	0	0	0	0	0	0	0
03:00	0	0	0	0	0	0	0	0	0	0	0	0	0	0	0
04:00	0	0	0	2	0	0	0	0	0	0	0	0	0	0	2
05:00	0	1	1	5	0	0	0	0	0	0	0	0	0	0	7
06:00	1	5	7	2	3	0	0	0	0	0	0	0	0	0	18
07:00	3	7	24	25	9	3	0	0	0	0	0	0	0	0	71
08:00	7	8	18	23	16	1	0	0	0	0	0	0	0	0	73
09:00	16	10	15	13	3	0	0	0	0	0	0	0	0	0	57
10:00	7	5	16	18	8	1	0	0	0	0	0	0	0	0	55
11:00	15	7	17	15	7	0	0	0	0	0	0	0	0	0	61
12 PM	3	14	37	29	13	3	0	0	0	0	0	0	0	0	99
13:00	7	12	35	28	16	2	0	0	0	0	0	0	0	0	100
14:00	7	10	36	31	14	3	0	0	0	0	0	0	0	0	101
15:00	17	21	47	44	18	1	0	0	0	0	0	0	0	0	148
16:00	9	12	35	22	5	2	1	0	0	0	0	0	0	0	86
17:00	9	17	29	23	3	3	0	0	0	0	0	0	0	0	84
18:00	4	18	30	29	14	0	0	0	0	0	0	0	0	0	95
19:00	8	10	24	23	13	2	0	0	0	0	0	0	0	0	80
20:00	6	15	35	21	3	3	0	0	0	0	0	0	0	0	83
21:00	5	6	11	18	3	1	0	0	0	0	0	0	0	0	44
22:00	1	2	5	5	6	2	0	1	0	0	0	0	0	0	22
23:00	0	0	2	2	0	1	0	0	0	0	0	0	0	0	5
Total	125	182	425	378	155	28	1	1	0	0	0	0	0	0	1295

Daily	15th Percentile :	16 MPH
	50th Percentile :	24 MPH
	85th Percentile :	29 MPH
	95th Percentile :	33 MPH
Statistics	Mean Speed(Average) :	24 MPH
	10 MPH Pace Speed :	21-30 MPH
	Number in Pace :	803
	Percent in Pace :	62.0%
	Number of Vehicles > 55 MPH :	0
	Percent of Vehicles > 55 MPH :	0.0%

Counts Unlimited, Inc.

PO Box 1178
Corona, CA 92878
(951) 268-6268
email: counts@countsunlimited.com

City of Burbank
Parrish Place
B/ Olive Avenue - Oak Street
24 Hour Directional Speed Survey

BBK001
Site Code: 007-22951

Northbound

Start Time	1 15	16 20	21 25	26 30	31 35	36 40	41 45	46 50	51 55	56 60	61 65	66 70	71 75	76 999	Total
11/05/22	0	0	1	1	0	0	0	0	0	0	0	0	0	0	2
01:00	0	2	0	0	0	0	0	0	0	0	0	0	0	0	2
02:00	0	0	0	0	0	0	0	0	0	0	0	0	0	0	0
03:00	0	0	0	0	0	0	0	0	0	0	0	0	0	0	0
04:00	0	0	0	0	0	0	0	0	0	0	0	0	0	0	0
05:00	0	0	1	0	0	0	0	0	0	0	0	0	0	0	1
06:00	1	0	0	1	1	0	0	0	0	0	0	0	0	0	3
07:00	3	4	3	2	0	0	0	0	0	0	0	0	0	0	12
08:00	6	2	3	5	1	0	0	0	0	0	0	0	0	0	17
09:00	2	3	2	6	0	0	0	0	0	0	0	0	0	0	13
10:00	5	5	5	1	6	0	0	0	0	0	0	0	0	0	22
11:00	6	5	13	12	4	0	1	0	0	0	0	0	0	0	41
12 PM	8	6	16	12	4	0	0	0	0	0	0	0	0	0	46
13:00	5	2	17	21	3	0	1	0	0	0	0	0	0	0	49
14:00	5	8	7	7	4	1	0	0	0	0	0	0	0	0	32
15:00	5	3	16	18	1	0	0	0	0	0	0	0	0	0	43
16:00	1	5	12	11	3	1	0	0	0	0	0	0	0	0	33
17:00	2	9	15	8	3	0	0	0	0	0	0	0	0	0	37
18:00	3	10	8	13	1	0	0	0	0	0	0	0	0	0	35
19:00	5	5	15	11	1	0	0	0	0	0	0	0	0	0	37
20:00	6	5	6	14	2	0	0	0	0	0	0	0	0	0	33
21:00	4	0	5	9	1	0	0	0	0	0	0	0	0	0	19
22:00	2	1	4	4	1	0	0	0	0	0	0	0	0	0	12
23:00	1	0	3	2	0	0	0	0	0	0	0	0	0	0	6
Total	70	75	152	158	36	2	2	0	0	0	0	0	0	0	495

Daily	15th Percentile :	15 MPH
	50th Percentile :	23 MPH
	85th Percentile :	28 MPH
	95th Percentile :	32 MPH
Statistics	Mean Speed(Average) :	23 MPH
	10 MPH Pace Speed :	21-30 MPH
	Number in Pace :	310
	Percent in Pace :	62.6%
	Number of Vehicles > 55 MPH :	0
	Percent of Vehicles > 55 MPH :	0.0%

Counts Unlimited, Inc.

PO Box 1178
Corona, CA 92878
(951) 268-6268
email: counts@countsunlimited.com

City of Burbank
Parrish Place
B/ Olive Avenue - Oak Street
24 Hour Directional Speed Survey

BBK001
Site Code: 007-22951

Southbound

Start	1	16	21	26	31	36	41	46	51	56	61	66	71	76	
Time	15	20	25	30	35	40	45	50	55	60	65	70	75	999	Total
11/05/22	0	1	4	0	0	0	0	0	0	0	0	0	0	0	5
01:00	0	1	0	0	0	0	0	0	0	0	0	0	0	0	1
02:00	0	0	1	0	1	0	0	0	0	0	0	0	0	0	2
03:00	0	0	0	1	1	0	0	1	0	0	0	0	0	0	3
04:00	0	0	0	0	0	0	0	0	0	0	0	0	0	0	0
05:00	1	0	2	1	1	0	0	0	0	0	0	0	0	0	5
06:00	0	1	0	3	1	0	0	0	0	0	0	0	0	0	5
07:00	0	4	0	5	0	0	0	0	0	0	0	0	0	0	9
08:00	2	3	5	5	4	0	0	0	0	0	0	0	0	0	19
09:00	1	3	13	8	1	0	0	0	0	0	0	0	0	0	26
10:00	1	3	4	8	5	0	0	0	0	0	0	0	0	0	21
11:00	2	3	10	14	4	1	0	0	0	0	0	0	0	0	34
12 PM	5	10	12	8	4	0	0	0	0	0	0	0	0	0	39
13:00	4	6	7	12	5	1	0	0	0	0	0	0	0	0	35
14:00	0	4	7	12	5	1	0	0	0	0	0	0	0	0	29
15:00	2	3	5	11	3	1	0	0	0	0	0	0	0	0	25
16:00	8	9	11	8	0	1	0	0	0	0	0	0	0	0	37
17:00	2	6	7	6	3	0	0	0	0	0	0	0	0	0	24
18:00	6	6	15	8	5	0	0	0	0	0	0	0	0	0	40
19:00	2	6	6	7	2	1	0	0	0	0	0	0	0	0	24
20:00	2	7	2	5	3	0	0	0	0	0	0	0	0	0	19
21:00	1	1	2	5	2	0	0	0	0	0	0	0	0	0	11
22:00	2	1	1	4	0	0	0	0	0	0	0	0	0	0	8
23:00	0	1	2	1	0	0	0	0	0	0	0	0	0	0	4
Total	41	79	116	132	50	6	0	1	0	0	0	0	0	0	425

Daily	15th Percentile :	16 MPH
	50th Percentile :	23 MPH
	85th Percentile :	29 MPH
	95th Percentile :	33 MPH
Statistics	Mean Speed(Average) :	24 MPH
	10 MPH Pace Speed :	21-30 MPH
	Number in Pace :	248
	Percent in Pace :	58.4%
	Number of Vehicles > 55 MPH :	0
	Percent of Vehicles > 55 MPH :	0.0%

Counts Unlimited, Inc.

PO Box 1178
Corona, CA 92878
(951) 268-6268
email: counts@countsunlimited.com

City of Burbank
Parrish Place
B/ Olive Avenue - Oak Street
24 Hour Directional Speed Survey

BBK001
Site Code: 007-22951

Northbound, Southbound

Start Time	1 15	16 20	21 25	26 30	31 35	36 40	41 45	46 50	51 55	56 60	61 65	66 70	71 75	76 999	Total
11/05/22	0	1	5	1	0	0	0	0	0	0	0	0	0	0	7
01:00	0	3	0	0	0	0	0	0	0	0	0	0	0	0	3
02:00	0	0	1	0	1	0	0	0	0	0	0	0	0	0	2
03:00	0	0	0	1	1	0	0	1	0	0	0	0	0	0	3
04:00	0	0	0	0	0	0	0	0	0	0	0	0	0	0	0
05:00	1	0	3	1	1	0	0	0	0	0	0	0	0	0	6
06:00	1	1	0	4	2	0	0	0	0	0	0	0	0	0	8
07:00	3	8	3	7	0	0	0	0	0	0	0	0	0	0	21
08:00	8	5	8	10	5	0	0	0	0	0	0	0	0	0	36
09:00	3	6	15	14	1	0	0	0	0	0	0	0	0	0	39
10:00	6	8	9	9	11	0	0	0	0	0	0	0	0	0	43
11:00	8	8	23	26	8	1	1	0	0	0	0	0	0	0	75
12 PM	13	16	28	20	8	0	0	0	0	0	0	0	0	0	85
13:00	9	8	24	33	8	1	1	0	0	0	0	0	0	0	84
14:00	5	12	14	19	9	2	0	0	0	0	0	0	0	0	61
15:00	7	6	21	29	4	1	0	0	0	0	0	0	0	0	68
16:00	9	14	23	19	3	2	0	0	0	0	0	0	0	0	70
17:00	4	15	22	14	6	0	0	0	0	0	0	0	0	0	61
18:00	9	16	23	21	6	0	0	0	0	0	0	0	0	0	75
19:00	7	11	21	18	3	1	0	0	0	0	0	0	0	0	61
20:00	8	12	8	19	5	0	0	0	0	0	0	0	0	0	52
21:00	5	1	7	14	3	0	0	0	0	0	0	0	0	0	30
22:00	4	2	5	8	1	0	0	0	0	0	0	0	0	0	20
23:00	1	1	5	3	0	0	0	0	0	0	0	0	0	0	10
Total	111	154	268	290	86	8	2	1	0	0	0	0	0	0	920

Daily	15th Percentile :	15 MPH
	50th Percentile :	23 MPH
	85th Percentile :	29 MPH
	95th Percentile :	32 MPH
Statistics	Mean Speed(Average) :	23 MPH
	10 MPH Pace Speed :	21-30 MPH
	Number in Pace :	558
	Percent in Pace :	60.7%
	Number of Vehicles > 55 MPH :	0
	Percent of Vehicles > 55 MPH :	0.0%

Counts Unlimited, Inc.

PO Box 1178
Corona, CA 92878
(951) 268-6268
email: counts@countsunlimited.com

City of Burbank
Reese Place
B/ Olive Avenue - Oak Street
24 Hour Directional Speed Survey

BBK003
Site Code: 007-22951

Northbound

Start	1	16	21	26	31	36	41	46	51	56	61	66	71	76	
Time	15	20	25	30	35	40	45	50	55	60	65	70	75	999	Total
11/01/22	0	0	0	1	0	0	0	0	0	0	0	0	0	0	1
01:00	0	0	2	0	0	0	0	0	0	0	0	0	0	0	2
02:00	0	0	1	0	0	0	0	0	0	0	0	0	0	0	1
03:00	0	0	0	0	0	0	0	0	0	0	0	0	0	0	0
04:00	0	1	0	1	0	0	0	0	0	0	0	0	0	0	2
05:00	0	0	3	0	0	0	0	0	0	0	0	0	0	0	3
06:00	1	1	1	0	0	0	0	0	0	0	0	0	0	0	3
07:00	1	4	4	2	0	0	0	0	0	0	0	0	0	0	11
08:00	4	3	7	2	0	0	0	0	0	0	0	0	0	0	16
09:00	3	5	2	2	0	0	0	0	0	0	0	0	0	0	12
10:00	5	1	4	1	0	0	0	0	0	0	0	0	0	0	11
11:00	3	3	4	1	0	0	0	0	0	0	0	0	0	0	11
12 PM	5	2	3	0	0	0	0	0	0	0	0	0	0	0	10
13:00	2	3	6	2	0	0	0	0	0	0	0	0	0	0	13
14:00	0	4	4	2	0	0	0	0	0	0	0	0	0	0	10
15:00	5	3	2	3	2	0	0	0	0	0	0	0	0	0	15
16:00	3	2	3	2	0	0	0	0	0	0	0	0	0	0	10
17:00	7	9	1	1	0	0	0	0	0	0	0	0	0	0	18
18:00	2	3	4	0	0	0	0	0	0	0	0	0	0	0	9
19:00	2	5	7	1	0	0	0	0	0	0	0	0	0	0	15
20:00	5	0	2	1	0	0	0	0	0	0	0	0	0	0	8
21:00	3	2	0	0	0	0	0	0	0	0	0	0	0	0	5
22:00	0	0	1	0	0	0	0	0	0	0	0	0	0	0	1
23:00	0	0	1	0	0	0	0	0	0	0	0	0	0	0	1
Total	51	51	62	22	2	0	0	0	0	0	0	0	0	0	188

Daily	15th Percentile :	8 MPH
	50th Percentile :	19 MPH
	85th Percentile :	24 MPH
	95th Percentile :	28 MPH
Statistics	Mean Speed(Average) :	18 MPH
	10 MPH Pace Speed :	16-25 MPH
	Number in Pace :	113
	Percent in Pace :	60.1%
	Number of Vehicles > 55 MPH :	0
	Percent of Vehicles > 55 MPH :	0.0%

Counts Unlimited, Inc.

PO Box 1178
Corona, CA 92878
(951) 268-6268
email: counts@countsunlimited.com

City of Burbank
Reese Place
B/ Olive Avenue - Oak Street
24 Hour Directional Speed Survey

BBK003
Site Code: 007-22951

Southbound

Start Time	1 15	16 20	21 25	26 30	31 35	36 40	41 45	46 50	51 55	56 60	61 65	66 70	71 75	76 999	Total
11/01/22	0	0	0	0	0	0	0	0	0	0	0	0	0	0	0
01:00	0	0	1	2	1	0	0	0	0	0	0	0	0	0	4
02:00	0	0	0	0	0	0	0	0	0	0	0	0	0	0	0
03:00	0	0	0	2	0	0	0	0	0	0	0	0	0	0	2
04:00	1	0	0	0	0	0	0	0	0	0	0	0	0	0	1
05:00	0	2	1	0	0	0	0	0	0	0	0	0	0	0	3
06:00	1	3	1	0	1	0	0	0	0	0	0	0	0	0	6
07:00	6	11	10	2	0	0	0	0	0	0	0	0	0	0	29
08:00	4	5	9	1	1	0	0	0	0	0	0	0	0	0	20
09:00	6	6	6	1	0	0	0	0	0	0	0	0	0	0	19
10:00	4	13	9	5	0	0	0	0	0	0	0	0	0	0	31
11:00	6	13	16	4	0	0	0	0	0	0	0	0	0	0	39
12 PM	10	10	17	9	1	0	0	0	0	0	0	0	0	0	47
13:00	8	13	24	6	0	0	0	0	0	0	0	0	0	0	51
14:00	1	17	27	15	2	0	0	0	0	0	0	0	0	0	62
15:00	6	10	22	5	3	0	0	0	0	0	0	0	0	0	46
16:00	3	6	8	5	0	0	0	0	0	0	0	0	0	0	22
17:00	13	17	21	2	0	0	0	0	0	0	0	0	0	0	53
18:00	9	19	15	3	3	0	0	0	0	0	0	0	0	0	49
19:00	5	6	18	6	1	0	0	0	0	0	0	0	0	0	36
20:00	3	5	11	3	0	1	0	0	0	0	0	0	0	0	23
21:00	5	3	10	0	0	0	0	0	0	0	0	0	0	0	18
22:00	1	4	5	1	0	0	0	0	0	0	0	0	0	0	11
23:00	0	1	1	0	0	0	0	0	0	0	0	0	0	0	2
Total	92	164	232	72	13	1	0	0	0	0	0	0	0	0	574

Daily	15th Percentile :	14 MPH
	50th Percentile :	20 MPH
	85th Percentile :	24 MPH
	95th Percentile :	28 MPH
Statistics	Mean Speed(Average) :	20 MPH
	10 MPH Pace Speed :	16-25 MPH
	Number in Pace :	396
	Percent in Pace :	69.0%
	Number of Vehicles > 55 MPH :	0
	Percent of Vehicles > 55 MPH :	0.0%

Counts Unlimited, Inc.

PO Box 1178
Corona, CA 92878
(951) 268-6268
email: counts@countsunlimited.com

City of Burbank
Reese Place
B/ Olive Avenue - Oak Street
24 Hour Directional Speed Survey

BBK003
Site Code: 007-22951

Northbound, Southbound

Start Time	1 15	16 20	21 25	26 30	31 35	36 40	41 45	46 50	51 55	56 60	61 65	66 70	71 75	76 999	Total
11/01/22	0	0	0	1	0	0	0	0	0	0	0	0	0	0	1
01:00	0	0	3	2	1	0	0	0	0	0	0	0	0	0	6
02:00	0	0	1	0	0	0	0	0	0	0	0	0	0	0	1
03:00	0	0	0	2	0	0	0	0	0	0	0	0	0	0	2
04:00	1	1	0	1	0	0	0	0	0	0	0	0	0	0	3
05:00	0	2	4	0	0	0	0	0	0	0	0	0	0	0	6
06:00	2	4	2	0	1	0	0	0	0	0	0	0	0	0	9
07:00	7	15	14	4	0	0	0	0	0	0	0	0	0	0	40
08:00	8	8	16	3	1	0	0	0	0	0	0	0	0	0	36
09:00	9	11	8	3	0	0	0	0	0	0	0	0	0	0	31
10:00	9	14	13	6	0	0	0	0	0	0	0	0	0	0	42
11:00	9	16	20	5	0	0	0	0	0	0	0	0	0	0	50
12 PM	15	12	20	9	1	0	0	0	0	0	0	0	0	0	57
13:00	10	16	30	8	0	0	0	0	0	0	0	0	0	0	64
14:00	1	21	31	17	2	0	0	0	0	0	0	0	0	0	72
15:00	11	13	24	8	5	0	0	0	0	0	0	0	0	0	61
16:00	6	8	11	7	0	0	0	0	0	0	0	0	0	0	32
17:00	20	26	22	3	0	0	0	0	0	0	0	0	0	0	71
18:00	11	22	19	3	3	0	0	0	0	0	0	0	0	0	58
19:00	7	11	25	7	1	0	0	0	0	0	0	0	0	0	51
20:00	8	5	13	4	0	1	0	0	0	0	0	0	0	0	31
21:00	8	5	10	0	0	0	0	0	0	0	0	0	0	0	23
22:00	1	4	6	1	0	0	0	0	0	0	0	0	0	0	12
23:00	0	1	2	0	0	0	0	0	0	0	0	0	0	0	3
Total	143	215	294	94	15	1	0	0	0	0	0	0	0	0	762

Daily	15th Percentile :	11 MPH
	50th Percentile :	20 MPH
	85th Percentile :	24 MPH
	95th Percentile :	28 MPH
Statistics	Mean Speed(Average) :	20 MPH
	10 MPH Pace Speed :	16-25 MPH
	Number in Pace :	509
	Percent in Pace :	66.8%
	Number of Vehicles > 55 MPH :	0
	Percent of Vehicles > 55 MPH :	0.0%

Counts Unlimited, Inc.

PO Box 1178
Corona, CA 92878
(951) 268-6268
email: counts@countsunlimited.com

City of Burbank
Reese Place
B/ Olive Avenue - Oak Street
24 Hour Directional Speed Survey

BBK003
Site Code: 007-22951

Northbound

Start	1	16	21	26	31	36	41	46	51	56	61	66	71	76	
Time	15	20	25	30	35	40	45	50	55	60	65	70	75	999	Total
11/02/22	0	0	1	0	0	0	0	0	0	0	0	0	0	0	1
01:00	0	0	0	0	0	0	0	0	0	0	0	0	0	0	0
02:00	0	0	0	0	0	0	0	0	0	0	0	0	0	0	0
03:00	0	0	0	0	0	0	0	0	0	0	0	0	0	0	0
04:00	0	0	1	0	0	0	0	0	0	0	0	0	0	0	1
05:00	0	0	2	0	0	0	0	0	0	0	0	0	0	0	2
06:00	0	1	0	1	0	0	0	0	0	0	0	0	0	0	2
07:00	0	1	6	2	0	0	0	0	0	0	0	0	0	0	9
08:00	2	3	7	1	0	0	0	0	0	0	0	0	0	0	13
09:00	1	7	1	0	0	0	0	0	0	0	0	0	0	0	9
10:00	10	9	6	0	0	0	0	0	0	0	0	0	0	0	25
11:00	4	5	3	1	0	0	0	0	0	0	0	0	0	0	13
12 PM	2	1	4	1	0	0	0	0	0	0	0	0	0	0	8
13:00	2	4	4	1	2	0	0	0	0	0	0	0	0	0	13
14:00	3	5	4	0	0	0	0	0	0	0	0	0	0	0	12
15:00	2	3	5	2	0	1	0	0	0	0	0	0	0	0	13
16:00	5	5	7	2	0	0	0	0	0	0	0	0	0	0	19
17:00	4	3	8	0	0	0	0	0	0	0	0	0	0	0	15
18:00	4	5	5	0	0	0	0	0	0	0	0	0	0	0	14
19:00	2	2	3	2	0	0	0	0	0	0	0	0	0	0	9
20:00	1	1	4	1	0	0	0	0	0	0	0	0	0	0	7
21:00	3	0	2	0	0	0	0	0	0	0	0	0	0	0	5
22:00	0	0	0	1	0	0	0	0	0	0	0	0	0	0	1
23:00	0	1	0	1	0	0	0	0	0	0	0	0	0	0	2
Total	45	56	73	16	2	1	0	0	0	0	0	0	0	0	193

Daily	15th Percentile :	9 MPH
	50th Percentile :	19 MPH
	85th Percentile :	24 MPH
	95th Percentile :	27 MPH
Statistics	Mean Speed(Average) :	19 MPH
	10 MPH Pace Speed :	16-25 MPH
	Number in Pace :	129
	Percent in Pace :	66.8%
	Number of Vehicles > 55 MPH :	0
	Percent of Vehicles > 55 MPH :	0.0%

Counts Unlimited, Inc.

PO Box 1178
Corona, CA 92878
(951) 268-6268
email: counts@countsunlimited.com

City of Burbank
Reese Place
B/ Olive Avenue - Oak Street
24 Hour Directional Speed Survey

BBK003
Site Code: 007-22951

Southbound

Start Time	1 15	16 20	21 25	26 30	31 35	36 40	41 45	46 50	51 55	56 60	61 65	66 70	71 75	76 999	Total
11/02/22	0	0	1	0	0	0	0	0	0	0	0	0	0	0	1
01:00	1	1	1	0	0	1	0	0	0	0	0	0	0	0	4
02:00	0	0	0	0	0	0	0	0	0	0	0	0	0	0	0
03:00	0	1	0	0	0	0	0	0	0	0	0	0	0	0	1
04:00	0	0	0	0	0	0	0	0	0	0	0	0	0	0	0
05:00	0	0	2	0	0	0	0	0	0	0	0	0	0	0	2
06:00	1	1	2	0	0	0	0	0	0	0	0	0	0	0	4
07:00	7	10	8	5	1	0	0	0	0	0	0	0	0	0	31
08:00	6	7	5	3	0	0	0	0	0	0	0	0	0	0	21
09:00	7	5	10	3	1	0	0	0	0	0	0	0	0	0	26
10:00	7	4	12	1	0	0	0	0	0	0	0	0	0	0	24
11:00	7	18	9	10	0	0	0	0	0	0	0	0	0	0	44
12 PM	7	19	20	3	2	1	0	0	0	0	0	0	0	0	52
13:00	10	17	23	11	1	0	0	0	0	0	0	0	0	0	62
14:00	3	9	31	11	2	0	0	1	0	0	0	0	0	0	57
15:00	4	13	19	12	2	1	0	0	0	0	0	0	0	0	51
16:00	10	13	24	9	1	0	0	0	0	0	0	0	0	0	57
17:00	10	13	22	3	0	0	0	0	0	0	0	0	0	0	48
18:00	8	14	21	5	1	0	0	0	0	0	0	0	0	0	49
19:00	6	11	21	8	2	0	0	0	0	0	0	0	0	0	48
20:00	5	7	13	5	3	0	0	0	0	0	0	0	0	0	33
21:00	4	6	7	3	1	0	0	0	0	0	0	0	0	0	21
22:00	1	3	0	0	1	0	0	0	0	0	0	0	0	0	5
23:00	0	0	1	0	0	0	0	0	0	0	0	0	0	0	1
Total	104	172	252	92	18	3	0	1	0	0	0	0	0	0	642

Daily	15th Percentile :	13 MPH
	50th Percentile :	20 MPH
	85th Percentile :	25 MPH
	95th Percentile :	29 MPH
Statistics	Mean Speed(Average) :	20 MPH
	10 MPH Pace Speed :	16-25 MPH
	Number in Pace :	424
	Percent in Pace :	66.0%
	Number of Vehicles > 55 MPH :	0
	Percent of Vehicles > 55 MPH :	0.0%

Counts Unlimited, Inc.

PO Box 1178
Corona, CA 92878
(951) 268-6268
email: counts@countsunlimited.com

City of Burbank
Reese Place
B/ Olive Avenue - Oak Street
24 Hour Directional Speed Survey

BBK003
Site Code: 007-22951

Northbound, Southbound

Start Time	1 15	16 20	21 25	26 30	31 35	36 40	41 45	46 50	51 55	56 60	61 65	66 70	71 75	76 999	Total
11/02/22	0	0	2	0	0	0	0	0	0	0	0	0	0	0	2
01:00	1	1	1	0	0	1	0	0	0	0	0	0	0	0	4
02:00	0	0	0	0	0	0	0	0	0	0	0	0	0	0	0
03:00	0	1	0	0	0	0	0	0	0	0	0	0	0	0	1
04:00	0	0	1	0	0	0	0	0	0	0	0	0	0	0	1
05:00	0	0	4	0	0	0	0	0	0	0	0	0	0	0	4
06:00	1	2	2	1	0	0	0	0	0	0	0	0	0	0	6
07:00	7	11	14	7	1	0	0	0	0	0	0	0	0	0	40
08:00	8	10	12	4	0	0	0	0	0	0	0	0	0	0	34
09:00	8	12	11	3	1	0	0	0	0	0	0	0	0	0	35
10:00	17	13	18	1	0	0	0	0	0	0	0	0	0	0	49
11:00	11	23	12	11	0	0	0	0	0	0	0	0	0	0	57
12 PM	9	20	24	4	2	1	0	0	0	0	0	0	0	0	60
13:00	12	21	27	12	3	0	0	0	0	0	0	0	0	0	75
14:00	6	14	35	11	2	0	0	1	0	0	0	0	0	0	69
15:00	6	16	24	14	2	2	0	0	0	0	0	0	0	0	64
16:00	15	18	31	11	1	0	0	0	0	0	0	0	0	0	76
17:00	14	16	30	3	0	0	0	0	0	0	0	0	0	0	63
18:00	12	19	26	5	1	0	0	0	0	0	0	0	0	0	63
19:00	8	13	24	10	2	0	0	0	0	0	0	0	0	0	57
20:00	6	8	17	6	3	0	0	0	0	0	0	0	0	0	40
21:00	7	6	9	3	1	0	0	0	0	0	0	0	0	0	26
22:00	1	3	0	1	1	0	0	0	0	0	0	0	0	0	6
23:00	0	1	1	1	0	0	0	0	0	0	0	0	0	0	3
Total	149	228	325	108	20	4	0	1	0	0	0	0	0	0	835

Daily	15th Percentile :	12 MPH
	50th Percentile :	20 MPH
	85th Percentile :	25 MPH
	95th Percentile :	29 MPH
Statistics	Mean Speed(Average) :	20 MPH
	10 MPH Pace Speed :	16-25 MPH
	Number in Pace :	553
	Percent in Pace :	66.2%
	Number of Vehicles > 55 MPH :	0
	Percent of Vehicles > 55 MPH :	0.0%

Counts Unlimited, Inc.

PO Box 1178
Corona, CA 92878
(951) 268-6268
email: counts@countsunlimited.com

City of Burbank
Reese Place
B/ Olive Avenue - Oak Street
24 Hour Directional Speed Survey

BBK003
Site Code: 007-22951

Northbound

Start	1	16	21	26	31	36	41	46	51	56	61	66	71	76	
Time	15	20	25	30	35	40	45	50	55	60	65	70	75	999	Total
11/03/22	0	1	0	0	0	0	0	0	0	0	0	0	0	0	1
01:00	0	0	0	0	1	0	0	0	0	0	0	0	0	0	1
02:00	0	0	0	0	0	0	0	0	0	0	0	0	0	0	0
03:00	0	0	0	0	0	0	0	0	0	0	0	0	0	0	0
04:00	0	0	0	0	0	0	0	0	0	0	0	0	0	0	0
05:00	2	2	0	1	0	0	0	0	0	0	0	0	0	0	5
06:00	1	1	3	0	0	0	0	0	0	0	0	0	0	0	5
07:00	7	2	10	1	1	0	0	0	0	0	0	0	0	0	21
08:00	5	7	8	0	0	0	0	0	0	0	0	0	0	0	20
09:00	8	2	4	0	0	0	0	0	0	0	0	0	0	0	14
10:00	2	4	4	1	0	0	0	0	0	0	0	0	0	0	11
11:00	3	3	9	5	0	0	0	0	0	0	0	0	0	0	20
12 PM	5	4	9	2	0	0	0	0	0	0	0	0	0	0	20
13:00	3	3	7	3	0	0	0	0	0	0	0	0	0	0	16
14:00	2	5	6	3	0	0	0	0	0	0	0	0	0	0	16
15:00	3	4	5	3	0	0	0	0	0	0	0	0	0	0	15
16:00	2	3	10	1	0	0	0	0	0	0	0	0	0	0	16
17:00	1	6	0	2	0	1	0	0	0	0	0	0	0	0	10
18:00	3	3	1	0	0	0	0	0	0	0	0	0	0	0	7
19:00	2	7	5	1	0	0	0	0	0	0	0	0	0	0	15
20:00	7	7	4	1	1	0	0	0	0	0	0	0	0	0	20
21:00	0	1	1	2	0	0	0	0	0	0	0	0	0	0	4
22:00	0	1	1	1	0	0	0	0	0	0	0	0	0	0	3
23:00	0	0	0	0	0	0	0	0	0	0	0	0	0	0	0
Total	56	66	87	27	3	1	0	0	0	0	0	0	0	0	240

Daily	15th Percentile :	9 MPH
	50th Percentile :	19 MPH
	85th Percentile :	24 MPH
	95th Percentile :	28 MPH
Statistics	Mean Speed(Average) :	19 MPH
	10 MPH Pace Speed :	16-25 MPH
	Number in Pace :	153
	Percent in Pace :	63.8%
	Number of Vehicles > 55 MPH :	0
	Percent of Vehicles > 55 MPH :	0.0%

Counts Unlimited, Inc.

PO Box 1178
Corona, CA 92878
(951) 268-6268
email: counts@countsunlimited.com

City of Burbank
Reese Place
B/ Olive Avenue - Oak Street
24 Hour Directional Speed Survey

BBK003
Site Code: 007-22951

Southbound

Start	1	16	21	26	31	36	41	46	51	56	61	66	71	76	
Time	15	20	25	30	35	40	45	50	55	60	65	70	75	999	Total
11/03/22	0	0	2	1	0	0	0	0	0	0	0	0	0	0	3
01:00	0	2	2	1	0	0	0	0	0	0	0	0	0	0	5
02:00	0	0	0	0	0	0	0	0	0	0	0	0	0	0	0
03:00	1	0	0	0	0	0	0	0	0	0	0	0	0	0	1
04:00	0	0	0	0	0	0	0	0	0	0	0	0	0	0	0
05:00	1	0	0	0	0	0	0	0	0	0	0	0	0	0	1
06:00	1	3	3	1	0	0	0	0	0	0	0	0	0	0	8
07:00	11	11	8	3	0	0	0	0	0	0	0	0	0	0	33
08:00	6	5	10	4	1	0	0	0	0	0	0	0	0	0	26
09:00	7	6	10	3	0	0	0	0	0	0	0	0	0	0	26
10:00	6	12	12	4	1	0	0	0	0	0	0	0	0	0	35
11:00	7	17	19	8	2	0	0	0	0	0	0	0	0	0	53
12 PM	9	24	24	6	2	1	0	0	0	0	0	0	0	0	66
13:00	6	18	16	6	1	1	0	0	0	0	0	0	0	0	48
14:00	7	10	12	12	4	0	0	0	0	0	0	0	0	0	45
15:00	2	13	15	14	0	0	0	0	0	0	0	0	0	0	44
16:00	3	13	26	7	0	0	0	0	0	0	0	0	0	0	49
17:00	9	8	12	8	1	0	0	0	0	0	0	0	0	0	38
18:00	10	14	17	4	0	0	0	0	0	0	0	0	0	0	45
19:00	7	15	15	7	1	0	0	0	0	0	0	0	0	0	45
20:00	4	10	11	3	1	0	0	0	0	0	0	0	0	0	29
21:00	1	4	6	1	0	0	0	0	0	0	0	0	0	0	12
22:00	1	1	2	0	0	0	0	0	0	0	0	0	0	0	4
23:00	0	0	0	0	0	0	0	0	0	0	0	0	0	0	0
Total	99	186	222	93	14	2	0	0	0	0	0	0	0	0	616

Daily	15th Percentile :	14 MPH
	50th Percentile :	20 MPH
	85th Percentile :	25 MPH
	95th Percentile :	29 MPH
Statistics	Mean Speed(Average) :	20 MPH
	10 MPH Pace Speed :	16-25 MPH
	Number in Pace :	408
	Percent in Pace :	66.2%
	Number of Vehicles > 55 MPH :	0
	Percent of Vehicles > 55 MPH :	0.0%

Counts Unlimited, Inc.

PO Box 1178
Corona, CA 92878
(951) 268-6268
email: counts@countsunlimited.com

City of Burbank
Reese Place
B/ Olive Avenue - Oak Street
24 Hour Directional Speed Survey

BBK003
Site Code: 007-22951

Northbound, Southbound

Start Time	1 15	16 20	21 25	26 30	31 35	36 40	41 45	46 50	51 55	56 60	61 65	66 70	71 75	76 999	Total
11/03/22	0	1	2	1	0	0	0	0	0	0	0	0	0	0	4
01:00	0	2	2	1	1	0	0	0	0	0	0	0	0	0	6
02:00	0	0	0	0	0	0	0	0	0	0	0	0	0	0	0
03:00	1	0	0	0	0	0	0	0	0	0	0	0	0	0	1
04:00	0	0	0	0	0	0	0	0	0	0	0	0	0	0	0
05:00	3	2	0	1	0	0	0	0	0	0	0	0	0	0	6
06:00	2	4	6	1	0	0	0	0	0	0	0	0	0	0	13
07:00	18	13	18	4	1	0	0	0	0	0	0	0	0	0	54
08:00	11	12	18	4	1	0	0	0	0	0	0	0	0	0	46
09:00	15	8	14	3	0	0	0	0	0	0	0	0	0	0	40
10:00	8	16	16	5	1	0	0	0	0	0	0	0	0	0	46
11:00	10	20	28	13	2	0	0	0	0	0	0	0	0	0	73
12 PM	14	28	33	8	2	1	0	0	0	0	0	0	0	0	86
13:00	9	21	23	9	1	1	0	0	0	0	0	0	0	0	64
14:00	9	15	18	15	4	0	0	0	0	0	0	0	0	0	61
15:00	5	17	20	17	0	0	0	0	0	0	0	0	0	0	59
16:00	5	16	36	8	0	0	0	0	0	0	0	0	0	0	65
17:00	10	14	12	10	1	1	0	0	0	0	0	0	0	0	48
18:00	13	17	18	4	0	0	0	0	0	0	0	0	0	0	52
19:00	9	22	20	8	1	0	0	0	0	0	0	0	0	0	60
20:00	11	17	15	4	2	0	0	0	0	0	0	0	0	0	49
21:00	1	5	7	3	0	0	0	0	0	0	0	0	0	0	16
22:00	1	2	3	1	0	0	0	0	0	0	0	0	0	0	7
23:00	0	0	0	0	0	0	0	0	0	0	0	0	0	0	0
Total	155	252	309	120	17	3	0	0	0	0	0	0	0	0	856

Daily	15th Percentile :	12 MPH
	50th Percentile :	20 MPH
	85th Percentile :	25 MPH
	95th Percentile :	29 MPH
Statistics	Mean Speed(Average) :	20 MPH
	10 MPH Pace Speed :	16-25 MPH
	Number in Pace :	561
	Percent in Pace :	65.5%
	Number of Vehicles > 55 MPH :	0
	Percent of Vehicles > 55 MPH :	0.0%

Counts Unlimited, Inc.

PO Box 1178
Corona, CA 92878
(951) 268-6268
email: counts@countsunlimited.com

City of Burbank
Reese Place
B/ Olive Avenue - Oak Street
24 Hour Directional Speed Survey

BBK003
Site Code: 007-22951

Northbound

Start	1	16	21	26	31	36	41	46	51	56	61	66	71	76	
Time	15	20	25	30	35	40	45	50	55	60	65	70	75	999	Total
11/04/22	0	0	0	1	0	0	0	0	0	0	0	0	0	0	1
01:00	0	0	0	0	0	0	0	0	0	0	0	0	0	0	0
02:00	0	0	0	0	0	0	0	0	0	0	0	0	0	0	0
03:00	0	0	0	0	0	0	0	0	0	0	0	0	0	0	0
04:00	1	0	0	0	0	0	0	0	0	0	0	0	0	0	1
05:00	0	1	0	1	0	0	0	0	0	0	0	0	0	0	2
06:00	0	2	0	0	0	0	0	0	0	0	0	0	0	0	2
07:00	1	2	3	1	0	1	0	0	0	0	0	0	0	0	8
08:00	2	4	10	2	0	0	0	0	0	0	0	0	0	0	18
09:00	3	2	5	1	0	0	0	0	0	0	0	0	0	0	11
10:00	1	6	5	2	0	0	0	0	0	0	0	0	0	0	14
11:00	2	3	4	1	1	0	0	0	0	0	0	0	0	0	11
12 PM	6	7	4	2	0	0	0	0	0	0	0	0	0	0	19
13:00	3	5	5	3	0	0	0	0	0	0	0	0	0	0	16
14:00	4	3	11	1	0	0	0	0	0	0	0	0	0	0	19
15:00	5	3	5	3	1	0	0	0	0	0	0	0	0	0	17
16:00	0	4	6	4	2	0	0	0	0	0	0	0	0	0	16
17:00	4	8	8	1	0	0	0	0	0	0	0	0	0	0	21
18:00	6	11	4	1	0	0	0	0	0	0	0	0	0	0	22
19:00	7	7	5	1	0	0	0	0	0	0	0	0	0	0	20
20:00	11	4	3	1	0	0	0	0	0	0	0	0	0	0	19
21:00	6	5	4	1	0	0	0	0	0	0	0	0	0	0	16
22:00	0	0	1	0	0	1	0	0	0	0	0	0	0	0	2
23:00	3	0	1	0	0	0	0	0	0	0	0	0	0	0	4
Total	65	77	84	27	4	2	0	0	0	0	0	0	0	0	259

Daily	15th Percentile :	8 MPH
	50th Percentile :	19 MPH
	85th Percentile :	24 MPH
	95th Percentile :	28 MPH
Statistics	Mean Speed(Average) :	19 MPH
	10 MPH Pace Speed :	16-25 MPH
	Number in Pace :	161
	Percent in Pace :	62.2%
	Number of Vehicles > 55 MPH :	0
	Percent of Vehicles > 55 MPH :	0.0%

Counts Unlimited, Inc.

PO Box 1178
Corona, CA 92878
(951) 268-6268
email: counts@countsunlimited.com

City of Burbank
Reese Place
B/ Olive Avenue - Oak Street
24 Hour Directional Speed Survey

BBK003
Site Code: 007-22951

Southbound

Start	1	16	21	26	31	36	41	46	51	56	61	66	71	76	
Time	15	20	25	30	35	40	45	50	55	60	65	70	75	999	Total
11/04/22	0	0	1	1	0	0	0	0	0	0	0	0	0	0	2
01:00	0	1	0	1	0	0	0	0	0	0	0	0	0	0	2
02:00	0	1	0	1	0	0	0	0	0	0	0	0	0	0	2
03:00	0	0	0	1	0	0	0	0	0	0	0	1	0	0	2
04:00	0	0	1	2	0	0	0	0	0	0	0	0	0	0	3
05:00	0	2	0	0	0	0	0	0	0	0	0	0	0	0	2
06:00	0	1	2	1	1	0	0	0	0	0	0	0	0	0	5
07:00	1	8	15	5	1	0	1	0	0	0	0	0	0	0	31
08:00	5	6	12	2	2	0	0	0	0	0	0	0	0	0	27
09:00	6	14	7	1	1	1	0	0	0	0	0	0	0	0	30
10:00	5	15	15	8	1	0	0	0	0	0	0	0	0	0	44
11:00	12	9	8	5	1	0	0	0	0	0	0	0	0	0	35
12 PM	11	24	23	6	1	0	0	0	0	0	0	0	0	0	65
13:00	9	11	23	12	0	0	0	0	0	0	0	0	0	0	55
14:00	9	18	23	11	3	0	0	0	0	0	0	0	0	0	64
15:00	9	7	15	18	0	0	0	0	0	0	0	0	0	0	49
16:00	7	18	23	9	3	0	0	0	0	0	0	0	0	0	60
17:00	10	34	18	9	0	0	0	0	0	0	0	0	0	0	71
18:00	18	20	16	10	1	0	0	0	0	0	0	0	0	0	65
19:00	16	31	35	5	1	1	0	0	0	0	0	0	0	0	89
20:00	13	18	24	9	2	0	0	0	0	0	0	0	0	0	66
21:00	8	11	19	4	2	0	0	0	0	0	0	0	0	0	44
22:00	3	1	4	2	0	0	0	0	0	0	0	0	0	0	10
23:00	1	1	1	1	0	0	0	0	0	0	0	0	0	0	4
Total	143	251	285	124	20	2	1	0	0	0	0	1	0	0	827

Daily	15th Percentile :	13 MPH
	50th Percentile :	20 MPH
	85th Percentile :	25 MPH
	95th Percentile :	29 MPH
Statistics	Mean Speed(Average) :	20 MPH
	10 MPH Pace Speed :	16-25 MPH
	Number in Pace :	536
	Percent in Pace :	64.8%
	Number of Vehicles > 55 MPH :	1
	Percent of Vehicles > 55 MPH :	0.1%

Counts Unlimited, Inc.

PO Box 1178
Corona, CA 92878
(951) 268-6268
email: counts@countsunlimited.com

City of Burbank
Reese Place
B/ Olive Avenue - Oak Street
24 Hour Directional Speed Survey

BBK003
Site Code: 007-22951

Northbound, Southbound

Start Time	1 15	16 20	21 25	26 30	31 35	36 40	41 45	46 50	51 55	56 60	61 65	66 70	71 75	76 999	Total
11/04/22	0	0	1	2	0	0	0	0	0	0	0	0	0	0	3
01:00	0	1	0	1	0	0	0	0	0	0	0	0	0	0	2
02:00	0	1	0	1	0	0	0	0	0	0	0	0	0	0	2
03:00	0	0	0	1	0	0	0	0	0	0	0	1	0	0	2
04:00	1	0	1	2	0	0	0	0	0	0	0	0	0	0	4
05:00	0	3	0	1	0	0	0	0	0	0	0	0	0	0	4
06:00	0	3	2	1	1	0	0	0	0	0	0	0	0	0	7
07:00	2	10	18	6	1	1	1	0	0	0	0	0	0	0	39
08:00	7	10	22	4	2	0	0	0	0	0	0	0	0	0	45
09:00	9	16	12	2	1	1	0	0	0	0	0	0	0	0	41
10:00	6	21	20	10	1	0	0	0	0	0	0	0	0	0	58
11:00	14	12	12	6	2	0	0	0	0	0	0	0	0	0	46
12 PM	17	31	27	8	1	0	0	0	0	0	0	0	0	0	84
13:00	12	16	28	15	0	0	0	0	0	0	0	0	0	0	71
14:00	13	21	34	12	3	0	0	0	0	0	0	0	0	0	83
15:00	14	10	20	21	1	0	0	0	0	0	0	0	0	0	66
16:00	7	22	29	13	5	0	0	0	0	0	0	0	0	0	76
17:00	14	42	26	10	0	0	0	0	0	0	0	0	0	0	92
18:00	24	31	20	11	1	0	0	0	0	0	0	0	0	0	87
19:00	23	38	40	6	1	1	0	0	0	0	0	0	0	0	109
20:00	24	22	27	10	2	0	0	0	0	0	0	0	0	0	85
21:00	14	16	23	5	2	0	0	0	0	0	0	0	0	0	60
22:00	3	1	5	2	0	1	0	0	0	0	0	0	0	0	12
23:00	4	1	2	1	0	0	0	0	0	0	0	0	0	0	8
Total	208	328	369	151	24	4	1	0	0	0	0	1	0	0	1086

Daily	15th Percentile :	11 MPH
	50th Percentile :	20 MPH
	85th Percentile :	25 MPH
	95th Percentile :	29 MPH
Statistics	Mean Speed(Average) :	20 MPH
	10 MPH Pace Speed :	16-25 MPH
	Number in Pace :	697
	Percent in Pace :	64.2%
	Number of Vehicles > 55 MPH :	1
	Percent of Vehicles > 55 MPH :	0.1%

Counts Unlimited, Inc.

PO Box 1178
Corona, CA 92878
(951) 268-6268
email: counts@countsunlimited.com

City of Burbank
Reese Place
B/ Olive Avenue - Oak Street
24 Hour Directional Speed Survey

BBK003
Site Code: 007-22951

Northbound

Start	1	16	21	26	31	36	41	46	51	56	61	66	71	76	
Time	15	20	25	30	35	40	45	50	55	60	65	70	75	999	Total
11/05/22	0	1	0	2	0	0	0	0	0	0	0	0	0	0	3
01:00	0	0	1	0	0	0	0	0	0	0	0	0	0	0	1
02:00	0	0	1	1	0	0	0	0	0	0	0	0	0	0	2
03:00	1	0	0	0	0	0	0	0	0	0	0	0	0	0	1
04:00	0	0	0	0	0	0	0	0	0	0	0	0	0	0	0
05:00	1	1	2	0	0	0	0	0	0	0	0	0	0	0	4
06:00	2	0	2	0	0	0	0	0	0	0	0	0	0	0	4
07:00	0	3	4	0	0	0	0	0	0	0	0	0	0	0	7
08:00	1	5	2	3	0	0	0	0	0	0	0	0	0	0	11
09:00	2	3	2	2	1	0	0	0	0	0	0	0	0	0	10
10:00	1	3	3	5	0	0	0	0	0	0	0	0	0	0	12
11:00	4	5	5	1	0	0	0	0	0	0	0	0	0	0	15
12 PM	4	7	6	1	0	0	0	0	0	0	0	0	0	0	18
13:00	0	3	3	6	0	0	0	0	0	0	0	0	0	0	12
14:00	3	8	4	0	1	0	0	0	0	0	0	0	0	0	16
15:00	3	4	2	0	0	0	0	0	0	0	0	0	0	0	9
16:00	3	5	11	2	0	0	0	0	0	0	0	0	0	0	21
17:00	6	4	4	0	1	0	0	0	0	0	0	0	0	0	15
18:00	6	8	2	0	0	0	0	0	0	0	0	0	0	0	16
19:00	8	3	1	1	0	0	0	0	0	0	0	0	0	0	13
20:00	9	7	3	0	0	0	0	0	0	0	0	0	0	0	19
21:00	6	3	4	0	0	0	0	0	0	0	0	0	0	0	13
22:00	2	1	0	1	0	0	0	0	0	0	0	0	0	0	4
23:00	1	2	1	0	0	0	0	0	0	0	0	0	0	0	4
Total	63	76	63	25	3	0	0	0	0	0	0	0	0	0	230

Daily	15th Percentile :	8 MPH
	50th Percentile :	18 MPH
	85th Percentile :	24 MPH
	95th Percentile :	28 MPH
Statistics	Mean Speed(Average) :	18 MPH
	10 MPH Pace Speed :	16-25 MPH
	Number in Pace :	139
	Percent in Pace :	60.4%
	Number of Vehicles > 55 MPH :	0
	Percent of Vehicles > 55 MPH :	0.0%

Counts Unlimited, Inc.

PO Box 1178
Corona, CA 92878
(951) 268-6268
email: counts@countsunlimited.com

City of Burbank
Reese Place
B/ Olive Avenue - Oak Street
24 Hour Directional Speed Survey

BBK003
Site Code: 007-22951

Southbound

Start	1	16	21	26	31	36	41	46	51	56	61	66	71	76	
Time	15	20	25	30	35	40	45	50	55	60	65	70	75	999	Total
11/05/22	0	0	1	2	0	0	0	0	0	0	0	0	0	0	3
01:00	0	0	0	2	0	0	0	0	0	0	0	0	0	0	2
02:00	0	0	1	0	0	0	0	0	0	0	0	0	0	0	1
03:00	1	0	0	0	0	0	0	0	0	0	0	0	0	0	1
04:00	1	0	0	0	0	0	0	0	0	0	0	0	0	0	1
05:00	0	0	1	0	0	0	0	0	0	0	0	0	0	0	1
06:00	1	0	1	1	0	0	0	0	0	0	0	0	0	0	3
07:00	3	4	2	0	0	0	0	0	0	0	0	0	0	0	9
08:00	1	6	6	2	0	0	0	0	0	0	0	0	0	0	15
09:00	2	7	10	0	0	0	0	0	0	0	0	0	0	0	19
10:00	3	12	7	7	0	0	0	0	0	0	0	0	0	0	29
11:00	6	11	17	6	0	0	0	0	0	0	0	0	0	0	40
12 PM	8	17	16	11	0	1	0	0	0	0	0	0	0	0	53
13:00	2	19	25	8	3	1	0	0	0	0	0	0	0	0	58
14:00	12	13	13	7	0	0	0	0	0	0	0	0	0	0	45
15:00	8	11	16	6	1	0	0	0	0	0	0	0	0	0	42
16:00	7	6	15	4	1	0	0	0	0	0	0	0	0	0	33
17:00	10	16	17	6	2	0	0	0	0	0	0	0	0	0	51
18:00	19	11	24	4	1	0	0	0	0	0	0	0	0	0	59
19:00	10	32	8	0	0	0	0	0	0	0	0	0	0	0	50
20:00	11	18	14	3	0	0	0	0	0	0	0	0	0	0	46
21:00	16	12	14	6	1	0	0	0	0	0	0	0	0	0	49
22:00	4	3	2	0	1	0	0	0	0	0	0	0	0	0	10
23:00	1	2	3	0	0	0	0	0	0	0	0	0	0	0	6
Total	126	200	213	75	10	2	0	0	0	0	0	0	0	0	626

Daily	15th Percentile :	11 MPH
	50th Percentile :	19 MPH
	85th Percentile :	24 MPH
	95th Percentile :	28 MPH
Statistics	Mean Speed(Average) :	19 MPH
	10 MPH Pace Speed :	16-25 MPH
	Number in Pace :	413
	Percent in Pace :	66.0%
	Number of Vehicles > 55 MPH :	0
	Percent of Vehicles > 55 MPH :	0.0%

Counts Unlimited, Inc.

PO Box 1178
Corona, CA 92878
(951) 268-6268
email: counts@countsunlimited.com

City of Burbank
Reese Place
B/ Olive Avenue - Oak Street
24 Hour Directional Speed Survey

BBK003
Site Code: 007-22951

Northbound, Southbound

Start Time	1 15	16 20	21 25	26 30	31 35	36 40	41 45	46 50	51 55	56 60	61 65	66 70	71 75	76 999	Total
11/05/22	0	1	1	4	0	0	0	0	0	0	0	0	0	0	6
01:00	0	0	1	2	0	0	0	0	0	0	0	0	0	0	3
02:00	0	0	2	1	0	0	0	0	0	0	0	0	0	0	3
03:00	2	0	0	0	0	0	0	0	0	0	0	0	0	0	2
04:00	1	0	0	0	0	0	0	0	0	0	0	0	0	0	1
05:00	1	1	3	0	0	0	0	0	0	0	0	0	0	0	5
06:00	3	0	3	1	0	0	0	0	0	0	0	0	0	0	7
07:00	3	7	6	0	0	0	0	0	0	0	0	0	0	0	16
08:00	2	11	8	5	0	0	0	0	0	0	0	0	0	0	26
09:00	4	10	12	2	1	0	0	0	0	0	0	0	0	0	29
10:00	4	15	10	12	0	0	0	0	0	0	0	0	0	0	41
11:00	10	16	22	7	0	0	0	0	0	0	0	0	0	0	55
12 PM	12	24	22	12	0	1	0	0	0	0	0	0	0	0	71
13:00	2	22	28	14	3	1	0	0	0	0	0	0	0	0	70
14:00	15	21	17	7	1	0	0	0	0	0	0	0	0	0	61
15:00	11	15	18	6	1	0	0	0	0	0	0	0	0	0	51
16:00	10	11	26	6	1	0	0	0	0	0	0	0	0	0	54
17:00	16	20	21	6	3	0	0	0	0	0	0	0	0	0	66
18:00	25	19	26	4	1	0	0	0	0	0	0	0	0	0	75
19:00	18	35	9	1	0	0	0	0	0	0	0	0	0	0	63
20:00	20	25	17	3	0	0	0	0	0	0	0	0	0	0	65
21:00	22	15	18	6	1	0	0	0	0	0	0	0	0	0	62
22:00	6	4	2	1	1	0	0	0	0	0	0	0	0	0	14
23:00	2	4	4	0	0	0	0	0	0	0	0	0	0	0	10
Total	189	276	276	100	13	2	0	0	0	0	0	0	0	0	856

Daily	15th Percentile :	10 MPH
	50th Percentile :	19 MPH
	85th Percentile :	24 MPH
	95th Percentile :	28 MPH
Statistics	Mean Speed(Average) :	19 MPH
	10 MPH Pace Speed :	16-25 MPH
	Number in Pace :	552
	Percent in Pace :	64.5%
	Number of Vehicles > 55 MPH :	0
	Percent of Vehicles > 55 MPH :	0.0%

CITY OF BURBANK

Traffic Engineering

Requested By : E. Yu

Street ORCHARD
Cross Strees BETWEEN OLIVE AND OAK 2

Date Printed: 8/15/2022

Start Date: 8/9/2022
End Date: 8/11/2022

Direction: Northbound

8/9/2022 Time	0 - 15 MPH	> 15 - 20 MPH	> 20 - 25 MPH	> 25 - 30 MPH	> 30 - 35 MPH	> 35 - 40 MPH	> 40 - 45 MPH	> 45 - 50 MPH	> 50 - 55 MPH	> 55 - 60 MPH	> 60 - 65 MPH	> 65 - 70 MPH	> 70 MPH	Total
12:00 AM	*	*	*	*	*	*	*	*	*	*	*	*	*	0
1:00	*	*	*	*	*	*	*	*	*	*	*	*	*	0
2:00	*	*	*	*	*	*	*	*	*	*	*	*	*	0
3:00	*	*	*	*	*	*	*	*	*	*	*	*	*	0
4:00	*	*	*	*	*	*	*	*	*	*	*	*	*	0
5:00	*	*	*	*	*	*	*	*	*	*	*	*	*	0
6:00	*	*	*	*	*	*	*	*	*	*	*	*	*	0
7:00	*	*	*	*	*	*	*	*	*	*	*	*	*	0
8:00	*	*	*	*	*	*	*	*	*	*	*	*	*	0
9:00	*	*	*	*	*	*	*	*	*	*	*	*	*	0
10:00	*	*	*	*	*	*	*	*	*	*	*	*	*	0
11:00	*	*	*	*	*	*	*	*	*	*	*	*	*	0
12:00 PM	2	6	20	17	6	2	0	0	0	0	0	0	0	53
1:00	7	6	15	10	5	0	0	0	0	0	0	0	0	43
2:00	3	4	10	10	6	2	0	0	0	0	0	0	0	35
3:00	5	2	4	8	1	0	0	0	0	0	0	0	0	20
4:00	5	3	8	7	0	0	0	0	0	0	0	0	0	23
5:00	9	13	14	2	1	0	0	0	0	0	0	0	0	39
6:00	6	6	20	10	3	0	0	0	0	0	0	0	0	45
7:00	4	10	10	7	4	0	0	0	0	0	0	0	0	35
8:00	12	10	12	5	1	0	0	0	0	0	0	0	0	40
9:00	11	7	14	2	3	0	0	0	0	0	0	0	0	37
10:00	3	2	0	2	3	0	0	0	0	0	0	0	0	10
11:00	1	4	0	0	0	0	0	0	0	0	0	0	0	5
Total	68	73	127	80	33	4	0	0	0	0	0	0	0	385

CITY OF BURBANK

Traffic Engineering

Requested By : E. Yu

Street ORCHARD
Cross Strees BETWEEN OLIVE AND OAK 2

Date Printed: 8/15/2022

Start Date: 8/9/2022
End Date: 8/11/2022

Direction: Northbound

8/10/2022 Time	0 - 15 MPH	> 15 - 20 MPH	> 20 - 25 MPH	> 25 - 30 MPH	> 30 - 35 MPH	> 35 - 40 MPH	> 40 - 45 MPH	> 45 - 50 MPH	> 50 - 55 MPH	> 55 - 60 MPH	> 60 - 65 MPH	> 65 - 70 MPH	> 70 MPH	Total
12:00 AM	1	1	2	1	0	0	0	0	0	0	0	0	0	5
1:00	0	0	0	2	0	0	0	0	0	0	0	0	0	2
2:00	0	0	0	1	0	1	0	0	0	0	0	0	0	2
3:00	0	0	0	2	0	0	0	0	0	0	0	0	0	2
4:00	0	0	0	0	0	0	0	0	0	0	0	0	0	0
5:00	0	0	1	2	1	0	0	0	0	0	0	0	0	4
6:00	0	1	1	1	0	0	0	0	0	0	0	0	0	3
7:00	1	1	3	2	0	0	0	0	0	0	0	0	0	7
8:00	4	3	1	1	1	0	0	0	0	0	0	0	0	10
9:00	2	7	5	3	1	1	0	0	0	0	0	0	0	19
10:00	4	7	8	8	2	0	0	0	0	0	0	0	0	29
11:00	1	7	9	3	2	0	0	0	0	0	0	0	0	22
12:00 PM	*	*	*	*	*	*	*	*	*	*	*	*	*	0
1:00	*	*	*	*	*	*	*	*	*	*	*	*	*	0
2:00	*	*	*	*	*	*	*	*	*	*	*	*	*	0
3:00	*	*	*	*	*	*	*	*	*	*	*	*	*	0
4:00	*	*	*	*	*	*	*	*	*	*	*	*	*	0
5:00	*	*	*	*	*	*	*	*	*	*	*	*	*	0
6:00	*	*	*	*	*	*	*	*	*	*	*	*	*	0
7:00	*	*	*	*	*	*	*	*	*	*	*	*	*	0
8:00	*	*	*	*	*	*	*	*	*	*	*	*	*	0
9:00	*	*	*	*	*	*	*	*	*	*	*	*	*	0
10:00	*	*	*	*	*	*	*	*	*	*	*	*	*	0
11:00	*	*	*	*	*	*	*	*	*	*	*	*	*	0
Total	13	27	30	26	7	2	0	0	0	0	0	0	0	105
Grand Total	81	100	157	106	40	6	0	0	0	0	0	0	0	490

Stats				
	Percentile	15th	50th	85th	95th
	Speed	14.3	21.7	27.9	31.5
	Mean Speed (Average)	23.6			
	10 MPH Pace Speed	16-25			
	Number in Pace	523			
	Percent in Pace	63.0%			
	Number > 25 MPH	297			
	Percent > 25 MPH	36.0%			

CITY OF BURBANK

Traffic Engineering

Requested By : E. Yu

Street ORCHARD
Cross Strees BETWEEN OLIVE AND OAK 2

Date Printed: 8/15/2022

Start Date: 8/9/2022
End Date: 8/11/2022

Direction: Southbound

8/9/2022 Time	0 - 15 MPH	> 15 - 20 MPH	> 20 - 25 MPH	> 25 - 30 MPH	> 30 - 35 MPH	> 35 - 40 MPH	> 40 - 45 MPH	> 45 - 50 MPH	> 50 - 55 MPH	> 55 - 60 MPH	> 60 - 65 MPH	> 65 - 70 MPH	> 70 MPH	Total
12:00 AM	*	*	*	*	*	*	*	*	*	*	*	*	*	0
1:00	*	*	*	*	*	*	*	*	*	*	*	*	*	0
2:00	*	*	*	*	*	*	*	*	*	*	*	*	*	0
3:00	*	*	*	*	*	*	*	*	*	*	*	*	*	0
4:00	*	*	*	*	*	*	*	*	*	*	*	*	*	0
5:00	*	*	*	*	*	*	*	*	*	*	*	*	*	0
6:00	*	*	*	*	*	*	*	*	*	*	*	*	*	0
7:00	*	*	*	*	*	*	*	*	*	*	*	*	*	0
8:00	*	*	*	*	*	*	*	*	*	*	*	*	*	0
9:00	*	*	*	*	*	*	*	*	*	*	*	*	*	0
10:00	*	*	*	*	*	*	*	*	*	*	*	*	*	0
11:00	*	*	*	*	*	*	*	*	*	*	*	*	*	0
12:00 PM	2	4	5	5	1	0	0	0	0	0	0	0	0	17
1:00	7	11	5	3	1	0	0	0	0	0	0	0	0	27
2:00	7	8	8	3	1	0	0	0	0	0	0	0	0	27
3:00	0	6	7	2	1	0	0	0	0	0	0	0	0	16
4:00	4	5	6	3	1	0	0	0	0	0	0	0	0	19
5:00	6	10	2	5	2	0	0	0	0	0	0	0	0	25
6:00	3	8	11	3	0	0	0	0	0	0	0	0	0	25
7:00	9	10	12	3	0	0	0	0	0	0	0	0	0	34
8:00	8	11	3	0	0	0	0	0	0	0	0	0	0	22
9:00	7	5	4	1	1	0	0	0	0	0	0	0	0	18
10:00	2	4	5	0	0	0	0	0	0	0	0	0	0	11
11:00	0	1	2	1	0	0	0	0	0	0	0	0	0	4
Total	55	83	70	29	8	0	0	0	0	0	0	0	0	245

CITY OF BURBANK

Traffic Engineering

Requested By : E. Yu

Street ORCHARD
Cross Strees BETWEEN OLIVE AND OAK 2

Date Printed: 8/15/2022

Start Date: 8/9/2022
End Date: 8/11/2022

Direction: Southbound

8/10/2022 Time	0 - 15 MPH	> 15 - 20 MPH	> 20 - 25 MPH	> 25 - 30 MPH	> 30 - 35 MPH	> 35 - 40 MPH	> 40 - 45 MPH	> 45 - 50 MPH	> 50 - 55 MPH	> 55 - 60 MPH	> 60 - 65 MPH	> 65 - 70 MPH	> 70 MPH	Total
12:00 AM	0	0	0	1	1	0	0	0	0	0	0	0	0	2
1:00	0	0	0	1	0	0	0	0	0	0	0	0	0	1
2:00	0	1	1	0	0	0	0	0	0	0	0	0	0	2
3:00	0	0	0	1	1	0	0	0	0	0	0	0	0	2
4:00	0	0	0	0	0	0	0	0	0	0	0	0	0	0
5:00	0	1	2	0	0	0	0	0	0	0	0	0	0	3
6:00	1	2	3	0	0	0	0	0	0	0	0	0	0	6
7:00	1	3	2	2	0	0	0	0	0	0	0	0	0	8
8:00	5	3	5	2	0	1	0	0	0	0	0	0	0	16
9:00	4	7	4	6	0	0	0	0	0	0	0	0	0	21
10:00	1	8	7	3	1	0	0	0	0	0	0	0	0	20
11:00	2	9	8	5	0	0	0	0	0	0	0	0	0	24
12:00 PM	*	*	*	*	*	*	*	*	*	*	*	*	*	0
1:00	*	*	*	*	*	*	*	*	*	*	*	*	*	0
2:00	*	*	*	*	*	*	*	*	*	*	*	*	*	0
3:00	*	*	*	*	*	*	*	*	*	*	*	*	*	0
4:00	*	*	*	*	*	*	*	*	*	*	*	*	*	0
5:00	*	*	*	*	*	*	*	*	*	*	*	*	*	0
6:00	*	*	*	*	*	*	*	*	*	*	*	*	*	0
7:00	*	*	*	*	*	*	*	*	*	*	*	*	*	0
8:00	*	*	*	*	*	*	*	*	*	*	*	*	*	0
9:00	*	*	*	*	*	*	*	*	*	*	*	*	*	0
10:00	*	*	*	*	*	*	*	*	*	*	*	*	*	0
11:00	*	*	*	*	*	*	*	*	*	*	*	*	*	0
Total	14	34	32	21	3	1	0	0	0	0	0	0	0	105
Grand Total	69	117	102	50	11	1	0	0	0	0	0	0	0	350

Stats				
	Percentile	15th	50th	85th	95th
	Speed	13.5	19.4	25.1	28.5
	Mean Speed (Average)	21.7			
	10 MPH Pace Speed	15-24			
	Number in Pace	492			
	Percent in Pace	79.0%			
	Number > 25 MPH	126			
	Percent > 25 MPH	20.2%			

CITY OF BURBANK

Traffic Engineering

Requested By : D. Jeffries

Street ORCHARD
Cross Strees BETWEEN OLIVE AND OAK

Date Printed: 8/1/2022

Start Date: 7/27/2022
End Date: 7/28/2022

Direction: Northbound

7/27/2022 Time	0 - 15 MPH	> 15 - 20 MPH	> 20 - 25 MPH	> 25 - 30 MPH	> 30 - 35 MPH	> 35 - 40 MPH	> 40 - 45 MPH	> 45 - 50 MPH	> 50 - 55 MPH	> 55 - 60 MPH	> 60 - 65 MPH	> 65 - 70 MPH	> 70 MPH	Total
12:00 AM	*	*	*	*	*	*	*	*	*	*	*	*	*	0
1:00	*	*	*	*	*	*	*	*	*	*	*	*	*	0
2:00	*	*	*	*	*	*	*	*	*	*	*	*	*	0
3:00	*	*	*	*	*	*	*	*	*	*	*	*	*	0
4:00	*	*	*	*	*	*	*	*	*	*	*	*	*	0
5:00	*	*	*	*	*	*	*	*	*	*	*	*	*	0
6:00	*	*	*	*	*	*	*	*	*	*	*	*	*	0
7:00	*	*	*	*	*	*	*	*	*	*	*	*	*	0
8:00	*	*	*	*	*	*	*	*	*	*	*	*	*	0
9:00	1	4	10	2	0	0	0	0	0	0	0	0	0	17
10:00	2	3	10	2	0	0	0	0	0	0	0	0	0	17
11:00	11	9	7	2	1	0	0	0	0	0	0	0	0	30
12:00 PM	10	13	17	10	0	0	0	0	0	0	0	0	0	50
1:00	7	12	11	8	1	0	0	0	0	0	0	0	0	39
2:00	11	13	8	2	0	0	0	0	0	0	0	0	0	34
3:00	6	20	12	3	0	0	0	0	0	0	0	0	0	41
4:00	6	14	21	1	0	0	0	0	0	0	0	0	0	42
5:00	14	17	12	2	0	0	0	0	0	0	0	0	0	45
6:00	12	24	14	2	2	0	0	0	0	0	0	0	0	54
7:00	9	7	11	5	1	0	0	0	0	0	0	0	0	33
8:00	3	5	16	7	0	0	0	0	0	0	0	0	0	31
9:00	2	8	11	3	0	0	0	0	0	0	0	0	0	24
10:00	1	3	1	1	0	0	0	0	0	0	0	0	0	6
11:00	1	0	3	0	0	0	0	0	0	0	0	0	0	4
Total	96	152	164	50	5	0	0	0	0	0	0	0	0	467

CITY OF BURBANK

Traffic Engineering

Requested By : D. Jeffries

Street ORCHARD
Cross Strees BETWEEN OLIVE AND OAK

Date Printed: 8/1/2022

Start Date: 7/27/2022
End Date: 7/28/2022

Direction: Northbound

7/28/2022 Time	0 - 15 MPH	> 15 - 20 MPH	> 20 - 25 MPH	> 25 - 30 MPH	> 30 - 35 MPH	> 35 - 40 MPH	> 40 - 45 MPH	> 45 - 50 MPH	> 50 - 55 MPH	> 55 - 60 MPH	> 60 - 65 MPH	> 65 - 70 MPH	> 70 MPH	Total
12:00 AM	0	1	0	1	0	0	0	0	0	0	0	0	0	2
1:00	0	0	0	0	0	0	0	0	0	0	0	0	0	0
2:00	0	0	0	1	0	0	0	0	0	0	0	0	0	1
3:00	1	0	1	0	0	0	0	0	0	0	0	0	0	2
4:00	0	0	1	0	0	0	0	0	0	0	0	0	0	1
5:00	0	0	0	1	0	0	0	0	0	0	0	0	0	1
6:00	2	0	2	1	0	0	0	0	0	0	0	0	0	5
7:00	2	1	5	0	0	0	0	0	0	0	0	0	0	8
8:00	2	6	2	0	1	0	0	0	0	0	0	0	0	11
9:00	3	5	5	1	0	0	0	0	0	0	0	0	0	14
10:00	4	10	5	2	0	0	0	0	0	0	0	0	0	21
11:00	4	9	7	6	0	0	0	0	0	0	0	0	0	26
12:00 PM	23	18	20	6	0	0	0	0	0	0	0	0	0	67
1:00	5	13	18	7	1	0	0	0	0	0	0	0	0	44
2:00	*	*	*	*	*	*	*	*	*	*	*	*	*	0
3:00	*	*	*	*	*	*	*	*	*	*	*	*	*	0
4:00	*	*	*	*	*	*	*	*	*	*	*	*	*	0
5:00	*	*	*	*	*	*	*	*	*	*	*	*	*	0
6:00	*	*	*	*	*	*	*	*	*	*	*	*	*	0
7:00	*	*	*	*	*	*	*	*	*	*	*	*	*	0
8:00	*	*	*	*	*	*	*	*	*	*	*	*	*	0
9:00	*	*	*	*	*	*	*	*	*	*	*	*	*	0
10:00	*	*	*	*	*	*	*	*	*	*	*	*	*	0
11:00	*	*	*	*	*	*	*	*	*	*	*	*	*	0
Total	46	63	66	26	2	0	0	0	0	0	0	0	0	203
Grand Total	142	215	230	76	7	0	0	0	0	0	0	0	0	670

Stats					
	Percentile	15th	50th	85th	95th
	Speed	13.1	19.5	24.3	27.1
	Mean Speed (Average)	21.3			
	10 MPH Pace Speed	15-24			
	Number in Pace	440			
	Percent in Pace	83.0%			
	Number > 25 MPH	83			
	Percent > 25 MPH	15.7%			

CITY OF BURBANK

Traffic Engineering

Requested By : D. Jeffries

Street ORCHARD
Cross Strees BETWEEN OLIVE AND OAK

Date Printed: 8/1/2022

Start Date: 7/27/2022
End Date: 7/28/2022

Direction: Southbound

7/27/2022 Time	0 - 15 MPH	> 15 - 20 MPH	> 20 - 25 MPH	> 25 - 30 MPH	> 30 - 35 MPH	> 35 - 40 MPH	> 40 - 45 MPH	> 45 - 50 MPH	> 50 - 55 MPH	> 55 - 60 MPH	> 60 - 65 MPH	> 65 - 70 MPH	> 70 MPH	Total
12:00 AM	*	*	*	*	*	*	*	*	*	*	*	*	*	0
1:00	*	*	*	*	*	*	*	*	*	*	*	*	*	0
2:00	*	*	*	*	*	*	*	*	*	*	*	*	*	0
3:00	*	*	*	*	*	*	*	*	*	*	*	*	*	0
4:00	*	*	*	*	*	*	*	*	*	*	*	*	*	0
5:00	*	*	*	*	*	*	*	*	*	*	*	*	*	0
6:00	*	*	*	*	*	*	*	*	*	*	*	*	*	0
7:00	*	*	*	*	*	*	*	*	*	*	*	*	*	0
8:00	*	*	*	*	*	*	*	*	*	*	*	*	*	0
9:00	1	1	2	0	1	1	0	0	0	0	0	0	0	6
10:00	2	1	1	7	2	1	0	0	0	0	0	0	0	14
11:00	3	4	8	10	5	0	0	0	0	0	0	0	0	30
12:00 PM	7	7	8	6	3	0	0	0	0	0	0	0	0	31
1:00	8	6	9	9	0	0	0	0	0	0	0	0	0	32
2:00	9	10	11	13	2	3	1	0	0	0	0	0	0	49
3:00	11	6	5	7	6	2	0	0	0	0	0	0	0	37
4:00	6	5	9	7	1	1	0	0	0	0	0	0	0	29
5:00	6	7	8	8	3	1	0	0	0	0	0	0	0	33
6:00	2	12	13	6	4	2	2	0	0	0	0	0	0	41
7:00	13	7	14	6	2	2	1	0	0	0	0	0	0	45
8:00	4	10	6	9	4	1	1	0	0	0	0	0	0	35
9:00	3	4	4	8	2	1	0	0	0	0	0	0	0	22
10:00	2	3	1	0	1	0	0	0	0	0	0	0	0	7
11:00	0	1	0	1	0	0	0	0	0	0	0	0	0	2
Total	77	84	99	97	36	15	5	0	0	0	0	0	0	413

CITY OF BURBANK

Traffic Engineering

Requested By : D. Jeffries

Street ORCHARD
Cross Strees BETWEEN OLIVE AND OAK

Date Printed: 8/1/2022

Start Date: 7/27/2022
End Date: 7/28/2022

Direction: Southbound

7/28/2022 Time	0 - 15 MPH	> 15 - 20 MPH	> 20 - 25 MPH	> 25 - 30 MPH	> 30 - 35 MPH	> 35 - 40 MPH	> 40 - 45 MPH	> 45 - 50 MPH	> 50 - 55 MPH	> 55 - 60 MPH	> 60 - 65 MPH	> 65 - 70 MPH	> 70 MPH	Total
12:00 AM	0	0	0	1	0	0	0	0	0	0	0	0	0	1
1:00	0	0	1	0	0	0	0	0	0	0	0	0	0	1
2:00	0	0	0	0	1	0	1	0	0	0	0	0	0	2
3:00	1	0	0	0	0	0	0	0	0	0	0	0	0	1
4:00	0	0	0	0	0	0	0	0	0	0	0	0	0	0
5:00	0	0	2	1	0	0	0	0	0	0	0	0	0	3
6:00	2	0	2	0	0	0	0	1	0	0	0	0	0	5
7:00	3	1	3	0	0	0	0	0	0	0	0	0	0	7
8:00	2	2	0	2	0	1	0	0	0	0	0	0	0	7
9:00	1	2	6	4	2	0	0	0	0	0	0	0	0	15
10:00	3	5	4	3	1	1	0	0	0	0	0	0	0	17
11:00	4	3	10	6	2	2	0	0	0	0	0	0	0	27
12:00 PM	8	7	14	10	3	1	0	0	0	0	0	0	0	43
1:00	4	5	10	6	4	0	0	0	0	0	0	0	0	29
2:00	*	*	*	*	*	*	*	*	*	*	*	*	*	0
3:00	*	*	*	*	*	*	*	*	*	*	*	*	*	0
4:00	*	*	*	*	*	*	*	*	*	*	*	*	*	0
5:00	*	*	*	*	*	*	*	*	*	*	*	*	*	0
6:00	*	*	*	*	*	*	*	*	*	*	*	*	*	0
7:00	*	*	*	*	*	*	*	*	*	*	*	*	*	0
8:00	*	*	*	*	*	*	*	*	*	*	*	*	*	0
9:00	*	*	*	*	*	*	*	*	*	*	*	*	*	0
10:00	*	*	*	*	*	*	*	*	*	*	*	*	*	0
11:00	*	*	*	*	*	*	*	*	*	*	*	*	*	0
Total	28	25	52	33	13	5	1	1	0	0	0	0	0	158
Grand Total	105	109	151	130	49	20	6	1	0	0	0	0	0	571

Stats				
Percentile	15th	50th	85th	95th
Speed	13.8	22	29.4	34
Mean Speed (Average)	24.8			
10 MPH Pace Speed	20-29			
Number in Pace	281			
Percent in Pace	60.0%			
Number > 25 MPH	206			
Percent > 25 MPH	44.2%			

CITY OF BURBANK

Traffic Engineering

Requested By : E. Yu

Street REESE
Cross Strees BETWEEN OLIVE AND OAK 2

Date Printed: 8/15/2022

Start Date: 8/9/2022
End Date: 8/11/2022

Direction: Northbound

8/9/2022 Time	0 - 15 MPH	> 15 - 20 MPH	> 20 - 25 MPH	> 25 - 30 MPH	> 30 - 35 MPH	> 35 - 40 MPH	> 40 - 45 MPH	> 45 - 50 MPH	> 50 - 55 MPH	> 55 - 60 MPH	> 60 - 65 MPH	> 65 - 70 MPH	> 70 MPH	Total
12:00 AM	*	*	*	*	*	*	*	*	*	*	*	*	*	0
1:00	*	*	*	*	*	*	*	*	*	*	*	*	*	0
2:00	*	*	*	*	*	*	*	*	*	*	*	*	*	0
3:00	*	*	*	*	*	*	*	*	*	*	*	*	*	0
4:00	*	*	*	*	*	*	*	*	*	*	*	*	*	0
5:00	*	*	*	*	*	*	*	*	*	*	*	*	*	0
6:00	*	*	*	*	*	*	*	*	*	*	*	*	*	0
7:00	*	*	*	*	*	*	*	*	*	*	*	*	*	0
8:00	*	*	*	*	*	*	*	*	*	*	*	*	*	0
9:00	*	*	*	*	*	*	*	*	*	*	*	*	*	0
10:00	*	*	*	*	*	*	*	*	*	*	*	*	*	0
11:00	*	*	*	*	*	*	*	*	*	*	*	*	*	0
12:00 PM	*	*	*	*	*	*	*	*	*	*	*	*	*	0
1:00	2	1	4	6	1	1	2	1	0	0	0	0	0	18
2:00	1	0	2	3	0	1	0	0	0	0	0	0	0	7
3:00	2	0	2	0	1	1	0	0	0	0	0	1	1	8
4:00	0	1	1	0	0	6	0	0	0	0	0	0	0	8
5:00	0	2	1	0	0	0	2	0	0	0	0	0	0	5
6:00	2	2	5	1	2	1	0	0	0	0	0	0	0	13
7:00	4	2	3	1	1	0	0	1	0	0	0	0	0	12
8:00	3	1	3	2	0	0	0	0	0	0	0	0	0	9
9:00	3	2	1	0	0	0	0	0	0	0	0	0	0	6
10:00	0	2	0	1	0	0	1	0	0	0	0	0	0	4
11:00	0	0	0	0	0	0	0	0	0	0	0	0	0	0
Total	17	13	22	14	5	10	5	2	0	0	0	1	1	90

CITY OF BURBANK

Traffic Engineering

Requested By : E. Yu

Street REESE
Cross Strees BETWEEN OLIVE AND OAK 2

Date Printed: 8/15/2022

Start Date: 8/9/2022
End Date: 8/11/2022

Direction: Northbound

8/10/2022 Time	0 - 15 MPH	> 15 - 20 MPH	> 20 - 25 MPH	> 25 - 30 MPH	> 30 - 35 MPH	> 35 - 40 MPH	> 40 - 45 MPH	> 45 - 50 MPH	> 50 - 55 MPH	> 55 - 60 MPH	> 60 - 65 MPH	> 65 - 70 MPH	> 70 MPH	Total
12:00 AM	1	1	0	0	0	0	0	0	0	0	0	0	0	2
1:00	0	0	0	0	0	0	0	0	0	0	0	0	0	0
2:00	0	0	0	0	0	2	0	0	0	0	0	0	0	2
3:00	0	0	0	0	0	0	0	0	0	0	0	0	0	0
4:00	0	0	0	0	0	0	0	0	0	0	0	0	0	0
5:00	0	0	0	0	1	0	0	0	0	0	0	0	0	1
6:00	0	0	0	1	0	0	0	0	0	0	0	0	0	1
7:00	2	0	0	1	2	0	0	0	0	0	0	0	0	5
8:00	1	1	2	2	0	0	0	1	0	0	0	0	0	7
9:00	1	2	2	4	1	1	0	0	0	0	0	0	0	11
10:00	2	4	6	0	1	0	1	0	0	0	0	0	0	14
11:00	3	0	3	1	0	0	0	0	0	0	0	0	0	7
12:00 PM	2	5	2	2	2	1	0	0	0	0	0	0	0	14
1:00	*	*	*	*	*	*	*	*	*	*	*	*	*	0
2:00	*	*	*	*	*	*	*	*	*	*	*	*	*	0
3:00	*	*	*	*	*	*	*	*	*	*	*	*	*	0
4:00	*	*	*	*	*	*	*	*	*	*	*	*	*	0
5:00	*	*	*	*	*	*	*	*	*	*	*	*	*	0
6:00	*	*	*	*	*	*	*	*	*	*	*	*	*	0
7:00	*	*	*	*	*	*	*	*	*	*	*	*	*	0
8:00	*	*	*	*	*	*	*	*	*	*	*	*	*	0
9:00	*	*	*	*	*	*	*	*	*	*	*	*	*	0
10:00	*	*	*	*	*	*	*	*	*	*	*	*	*	0
11:00	*	*	*	*	*	*	*	*	*	*	*	*	*	0
Total	12	13	15	11	7	4	1	1	0	0	0	0	0	64
Grand Total	29	26	37	25	12	14	6	3	0	0	0	1	1	154

Stats					
	Percentile	15th	50th	85th	95th
	Speed	13.3	21.9	31.1	37.9
	Mean Speed (Average)	25.8			
	10 MPH Pace Speed	15-24			
	Number in Pace	153			
	Percent in Pace	56.0%			
	Number > 25 MPH	116			
	Percent > 25 MPH	42.5%			

CITY OF BURBANK

Traffic Engineering

Requested By : E. Yu

Street REESE
Cross Strees BETWEEN OLIVE AND OAK 2

Date Printed: 8/15/2022

Start Date: 8/9/2022
End Date: 8/11/2022

Direction: Southbound

8/9/2022 Time	0 - 15 MPH	> 15 - 20 MPH	> 20 - 25 MPH	> 25 - 30 MPH	> 30 - 35 MPH	> 35 - 40 MPH	> 40 - 45 MPH	> 45 - 50 MPH	> 50 - 55 MPH	> 55 - 60 MPH	> 60 - 65 MPH	> 65 - 70 MPH	> 70 MPH	Total
12:00 AM	*	*	*	*	*	*	*	*	*	*	*	*	*	0
1:00	*	*	*	*	*	*	*	*	*	*	*	*	*	0
2:00	*	*	*	*	*	*	*	*	*	*	*	*	*	0
3:00	*	*	*	*	*	*	*	*	*	*	*	*	*	0
4:00	*	*	*	*	*	*	*	*	*	*	*	*	*	0
5:00	*	*	*	*	*	*	*	*	*	*	*	*	*	0
6:00	*	*	*	*	*	*	*	*	*	*	*	*	*	0
7:00	*	*	*	*	*	*	*	*	*	*	*	*	*	0
8:00	*	*	*	*	*	*	*	*	*	*	*	*	*	0
9:00	*	*	*	*	*	*	*	*	*	*	*	*	*	0
10:00	*	*	*	*	*	*	*	*	*	*	*	*	*	0
11:00	*	*	*	*	*	*	*	*	*	*	*	*	*	0
12:00 PM	*	*	*	*	*	*	*	*	*	*	*	*	*	0
1:00	4	13	20	10	0	0	0	0	0	0	0	0	0	47
2:00	5	15	28	6	2	1	0	0	0	0	0	0	0	57
3:00	2	10	10	7	0	0	0	0	0	0	0	0	0	29
4:00	1	3	10	4	1	0	0	0	0	0	0	0	0	19
5:00	2	17	13	4	1	0	0	0	0	0	0	0	0	37
6:00	6	10	20	4	0	0	0	0	0	0	0	0	0	40
7:00	4	20	21	7	0	0	0	0	0	0	0	0	0	52
8:00	10	20	26	3	0	0	0	0	0	0	0	0	0	59
9:00	7	17	8	6	1	0	0	0	0	0	0	0	0	39
10:00	0	1	3	1	0	0	0	0	0	0	0	0	0	5
11:00	1	1	0	0	0	0	0	0	0	0	0	0	0	2
Total	42	127	159	52	5	1	0	0	0	0	0	0	0	386

CITY OF BURBANK

Traffic Engineering

Requested By : E. Yu

Street REESE
Cross Strees BETWEEN OLIVE AND OAK 2

Date Printed: 8/15/2022

Start Date: 8/9/2022
End Date: 8/11/2022

Direction: Southbound

8/10/2022 Time	0 - 15 MPH	> 15 - 20 MPH	> 20 - 25 MPH	> 25 - 30 MPH	> 30 - 35 MPH	> 35 - 40 MPH	> 40 - 45 MPH	> 45 - 50 MPH	> 50 - 55 MPH	> 55 - 60 MPH	> 60 - 65 MPH	> 65 - 70 MPH	> 70 MPH	Total
12:00 AM	0	2	0	0	0	0	0	0	0	0	0	0	0	2
1:00	0	0	0	0	0	0	0	0	0	0	0	0	0	0
2:00	0	0	2	1	0	0	0	0	0	0	0	0	0	3
3:00	0	0	0	0	0	0	0	0	0	0	0	0	0	0
4:00	0	0	0	0	0	0	0	0	0	0	0	0	0	0
5:00	0	0	1	0	0	0	0	0	0	0	0	0	0	1
6:00	0	2	2	0	0	0	0	0	0	0	0	0	0	4
7:00	1	3	4	0	0	0	0	0	0	0	0	0	0	8
8:00	4	6	4	3	0	0	0	0	0	0	0	0	0	17
9:00	3	12	9	3	0	0	0	0	0	0	0	0	0	27
10:00	4	6	14	3	1	0	0	0	0	0	0	0	0	28
11:00	5	16	14	3	1	0	0	0	0	0	0	0	0	39
12:00 PM	6	16	19	7	1	0	0	0	0	0	0	0	0	49
1:00	*	*	*	*	*	*	*	*	*	*	*	*	*	0
2:00	*	*	*	*	*	*	*	*	*	*	*	*	*	0
3:00	*	*	*	*	*	*	*	*	*	*	*	*	*	0
4:00	*	*	*	*	*	*	*	*	*	*	*	*	*	0
5:00	*	*	*	*	*	*	*	*	*	*	*	*	*	0
6:00	*	*	*	*	*	*	*	*	*	*	*	*	*	0
7:00	*	*	*	*	*	*	*	*	*	*	*	*	*	0
8:00	*	*	*	*	*	*	*	*	*	*	*	*	*	0
9:00	*	*	*	*	*	*	*	*	*	*	*	*	*	0
10:00	*	*	*	*	*	*	*	*	*	*	*	*	*	0
11:00	*	*	*	*	*	*	*	*	*	*	*	*	*	0
Total	23	63	69	20	3	0	0	0	0	0	0	0	0	178
Grand Total	65	190	228	72	8	1	0	0	0	0	0	0	0	564

Stats				
	Percentile	15th	50th	85th	95th
	Speed	15.6	20.2	24.4	26.9
	Mean Speed (Average)	21.3			
	10 MPH Pace Speed	15-24			
	Number in Pace	891			
	Percent in Pace	85.0%			
	Number > 25 MPH	143			
	Percent > 25 MPH	13.7%			

CITY OF BURBANK

Traffic Engineering

Requested By : E. Yu

Street REESE
Cross Strees BETWEEN OLIVE AND OAK 2

Date Printed: 8/15/2022

Start Date: 8/9/2022
End Date: 8/11/2022

Direction: Combined

8/9/2022 Time	0 - 15 MPH	> 15 - 20 MPH	> 20 - 25 MPH	> 25 - 30 MPH	> 30 - 35 MPH	> 35 - 40 MPH	> 40 - 45 MPH	> 45 - 50 MPH	> 50 - 55 MPH	> 55 - 60 MPH	> 60 - 65 MPH	> 65 - 70 MPH	> 70 MPH	Total
12:00 AM	*	*	*	*	*	*	*	*	*	*	*	*	*	0
1:00	*	*	*	*	*	*	*	*	*	*	*	*	*	0
2:00	*	*	*	*	*	*	*	*	*	*	*	*	*	0
3:00	*	*	*	*	*	*	*	*	*	*	*	*	*	0
4:00	*	*	*	*	*	*	*	*	*	*	*	*	*	0
5:00	*	*	*	*	*	*	*	*	*	*	*	*	*	0
6:00	*	*	*	*	*	*	*	*	*	*	*	*	*	0
7:00	*	*	*	*	*	*	*	*	*	*	*	*	*	0
8:00	*	*	*	*	*	*	*	*	*	*	*	*	*	0
9:00	*	*	*	*	*	*	*	*	*	*	*	*	*	0
10:00	*	*	*	*	*	*	*	*	*	*	*	*	*	0
11:00	*	*	*	*	*	*	*	*	*	*	*	*	*	0
12:00 PM	*	*	*	*	*	*	*	*	*	*	*	*	*	0
1:00	6	14	24	16	1	1	2	1	0	0	0	0	0	65
2:00	6	15	30	9	2	2	0	0	0	0	0	0	0	64
3:00	4	10	12	7	1	1	0	0	0	0	0	1	1	37
4:00	1	4	11	4	1	6	0	0	0	0	0	0	0	27
5:00	2	19	14	4	1	0	2	0	0	0	0	0	0	42
6:00	8	12	25	5	2	1	0	0	0	0	0	0	0	53
7:00	8	22	24	8	1	0	0	1	0	0	0	0	0	64
8:00	13	21	29	5	0	0	0	0	0	0	0	0	0	68
9:00	10	19	9	6	1	0	0	0	0	0	0	0	0	45
10:00	0	3	3	2	0	0	1	0	0	0	0	0	0	9
11:00	1	1	0	0	0	0	0	0	0	0	0	0	0	2
Total	59	140	181	66	10	11	5	2	0	0	0	1	1	476

CITY OF BURBANK

Traffic Engineering

Requested By : E. Yu

Street REESE
Cross Strees BETWEEN OLIVE AND OAK 2

Date Printed: 8/15/2022

Start Date: 8/9/2022
End Date: 8/11/2022

Direction: Combined

8/10/2022 Time	0 - 15 MPH	> 15 - 20 MPH	> 20 - 25 MPH	> 25 - 30 MPH	> 30 - 35 MPH	> 35 - 40 MPH	> 40 - 45 MPH	> 45 - 50 MPH	> 50 - 55 MPH	> 55 - 60 MPH	> 60 - 65 MPH	> 65 - 70 MPH	> 70 MPH	Total
12:00 AM	1	3	0	0	0	0	0	0	0	0	0	0	0	4
1:00	0	0	0	0	0	0	0	0	0	0	0	0	0	0
2:00	0	0	2	1	0	2	0	0	0	0	0	0	0	5
3:00	0	0	0	0	0	0	0	0	0	0	0	0	0	0
4:00	0	0	0	0	0	0	0	0	0	0	0	0	0	0
5:00	0	0	1	0	1	0	0	0	0	0	0	0	0	2
6:00	0	2	2	1	0	0	0	0	0	0	0	0	0	5
7:00	3	3	4	1	2	0	0	0	0	0	0	0	0	13
8:00	5	7	6	5	0	0	0	1	0	0	0	0	0	24
9:00	4	14	11	7	1	1	0	0	0	0	0	0	0	38
10:00	6	10	20	3	2	0	1	0	0	0	0	0	0	42
11:00	8	16	17	4	1	0	0	0	0	0	0	0	0	46
12:00 PM	8	21	21	9	3	1	0	0	0	0	0	0	0	63
1:00	*	*	*	*	*	*	*	*	*	*	*	*	*	0
2:00	*	*	*	*	*	*	*	*	*	*	*	*	*	0
3:00	*	*	*	*	*	*	*	*	*	*	*	*	*	0
4:00	*	*	*	*	*	*	*	*	*	*	*	*	*	0
5:00	*	*	*	*	*	*	*	*	*	*	*	*	*	0
6:00	*	*	*	*	*	*	*	*	*	*	*	*	*	0
7:00	*	*	*	*	*	*	*	*	*	*	*	*	*	0
8:00	*	*	*	*	*	*	*	*	*	*	*	*	*	0
9:00	*	*	*	*	*	*	*	*	*	*	*	*	*	0
10:00	*	*	*	*	*	*	*	*	*	*	*	*	*	0
11:00	*	*	*	*	*	*	*	*	*	*	*	*	*	0
Total	35	76	84	31	10	4	1	1	0	0	0	0	0	242
Grand Total	94	216	265	97	20	15	6	3	0	0	0	1	1	718

Stats				
	Percentile	15th	50th	85th	95th
	Speed	15.1	20.3	25.4	30.3
	Mean Speed (Average)	22.2			
	10 MPH Pace Speed	15-24			
	Number in Pace	1044			
	Percent in Pace	79.0%			
	Number > 25 MPH	259			
	Percent > 25 MPH	19.7%			

CITY OF BURBANK

Traffic Engineering

Street REESE
Cross Strees BETWEEN OLIVE AND OAK

Requested By : D. Jeffries

Date Printed: 8/1/2022

Start Date: 7/27/2022
End Date: 7/28/2022

Direction: Northbound

7/27/2022 Time	0 - 15 MPH	> 15 - 20 MPH	> 20 - 25 MPH	> 25 - 30 MPH	> 30 - 35 MPH	> 35 - 40 MPH	> 40 - 45 MPH	> 45 - 50 MPH	> 50 - 55 MPH	> 55 - 60 MPH	> 60 - 65 MPH	> 65 - 70 MPH	> 70 MPH	Total
12:00 AM	*	*	*	*	*	*	*	*	*	*	*	*	*	0
1:00	*	*	*	*	*	*	*	*	*	*	*	*	*	0
2:00	*	*	*	*	*	*	*	*	*	*	*	*	*	0
3:00	*	*	*	*	*	*	*	*	*	*	*	*	*	0
4:00	*	*	*	*	*	*	*	*	*	*	*	*	*	0
5:00	*	*	*	*	*	*	*	*	*	*	*	*	*	0
6:00	*	*	*	*	*	*	*	*	*	*	*	*	*	0
7:00	*	*	*	*	*	*	*	*	*	*	*	*	*	0
8:00	*	*	*	*	*	*	*	*	*	*	*	*	*	0
9:00	2	1	6	1	0	1	0	0	0	0	0	0	0	11
10:00	6	1	6	1	0	0	0	0	0	0	0	0	0	14
11:00	0	4	5	2	0	0	0	0	0	0	0	0	0	11
12:00 PM	3	4	4	0	0	0	0	0	0	0	0	0	0	11
1:00	4	2	5	2	0	0	0	0	0	0	0	0	0	13
2:00	2	5	4	5	1	1	0	0	0	0	0	0	0	18
3:00	5	5	7	2	1	0	0	0	0	0	0	0	0	20
4:00	1	0	6	2	1	0	0	0	0	0	0	0	0	10
5:00	2	5	4	0	0	1	0	0	0	0	0	0	0	12
6:00	2	1	6	1	1	0	0	0	0	0	0	0	0	11
7:00	4	3	3	1	1	0	0	0	0	0	0	0	0	12
8:00	1	5	3	1	2	0	0	0	0	0	0	0	0	12
9:00	0	2	0	0	0	0	0	0	0	0	0	0	0	2
10:00	2	1	1	0	0	0	0	0	0	0	0	0	0	4
11:00	1	0	0	0	0	0	0	0	0	0	0	0	0	1
Total	35	39	60	18	7	3	0	0	0	0	0	0	0	162

CITY OF BURBANK

Traffic Engineering

Street REESE
Cross Strees BETWEEN OLIVE AND OAK

Requested By : D. Jeffries

Date Printed: 8/1/2022

Start Date: 7/27/2022
End Date: 7/28/2022

Direction: Northbound

7/28/2022 Time	0 - 15 MPH	> 15 - 20 MPH	> 20 - 25 MPH	> 25 - 30 MPH	> 30 - 35 MPH	> 35 - 40 MPH	> 40 - 45 MPH	> 45 - 50 MPH	> 50 - 55 MPH	> 55 - 60 MPH	> 60 - 65 MPH	> 65 - 70 MPH	> 70 MPH	Total
12:00 AM	0	0	0	0	0	0	0	0	0	0	0	0	0	0
1:00	0	0	0	0	1	0	0	0	0	0	0	0	0	1
2:00	0	0	0	0	0	0	0	0	0	0	0	0	0	0
3:00	0	0	0	0	0	0	0	0	0	0	0	0	0	0
4:00	0	0	0	0	0	0	0	0	0	0	0	0	0	0
5:00	0	0	1	1	0	0	0	0	0	0	0	0	0	2
6:00	0	0	1	1	0	0	0	0	0	0	0	0	0	2
7:00	2	1	1	1	0	0	0	0	0	0	0	0	0	5
8:00	0	2	7	2	1	0	0	0	0	0	0	0	0	12
9:00	1	2	3	4	1	0	0	0	0	0	0	0	0	11
10:00	1	3	1	0	0	0	0	0	0	0	0	0	0	5
11:00	0	1	5	2	2	0	0	0	0	0	0	0	0	10
12:00 PM	8	5	6	2	1	0	0	0	0	0	0	0	0	22
1:00	8	4	2	2	0	0	0	0	0	0	0	0	0	16
2:00	*	*	*	*	*	*	*	*	*	*	*	*	*	0
3:00	*	*	*	*	*	*	*	*	*	*	*	*	*	0
4:00	*	*	*	*	*	*	*	*	*	*	*	*	*	0
5:00	*	*	*	*	*	*	*	*	*	*	*	*	*	0
6:00	*	*	*	*	*	*	*	*	*	*	*	*	*	0
7:00	*	*	*	*	*	*	*	*	*	*	*	*	*	0
8:00	*	*	*	*	*	*	*	*	*	*	*	*	*	0
9:00	*	*	*	*	*	*	*	*	*	*	*	*	*	0
10:00	*	*	*	*	*	*	*	*	*	*	*	*	*	0
11:00	*	*	*	*	*	*	*	*	*	*	*	*	*	0
Total	20	18	27	15	6	0	0	0	0	0	0	0	0	86
Grand Total	55	57	87	33	13	3	0	0	0	0	0	0	0	248

Stats	Percentile	15th	50th	85th	95th
	Speed	12.2	20.4	26.1	30.7
	Mean Speed (Average)	22.7			
	10 MPH Pace Speed	15-24			
	Number in Pace	142			
	Percent in Pace	73.0%			
	Number > 25 MPH	49			
	Percent > 25 MPH	25.1%			

CITY OF BURBANK

Traffic Engineering

Requested By : D. Jeffries

Street REESE
Cross Strees BETWEEN OLIVE AND OAK

Date Printed: 8/1/2022

Start Date: 7/27/2022
End Date: 7/28/2022

Direction: Southbound

7/27/2022 Time	0 - 15 MPH	> 15 - 20 MPH	> 20 - 25 MPH	> 25 - 30 MPH	> 30 - 35 MPH	> 35 - 40 MPH	> 40 - 45 MPH	> 45 - 50 MPH	> 50 - 55 MPH	> 55 - 60 MPH	> 60 - 65 MPH	> 65 - 70 MPH	> 70 MPH	Total
12:00 AM	*	*	*	*	*	*	*	*	*	*	*	*	*	0
1:00	*	*	*	*	*	*	*	*	*	*	*	*	*	0
2:00	*	*	*	*	*	*	*	*	*	*	*	*	*	0
3:00	*	*	*	*	*	*	*	*	*	*	*	*	*	0
4:00	*	*	*	*	*	*	*	*	*	*	*	*	*	0
5:00	*	*	*	*	*	*	*	*	*	*	*	*	*	0
6:00	*	*	*	*	*	*	*	*	*	*	*	*	*	0
7:00	*	*	*	*	*	*	*	*	*	*	*	*	*	0
8:00	*	*	*	*	*	*	*	*	*	*	*	*	*	0
9:00	4	11	8	3	2	0	0	0	0	0	0	0	0	28
10:00	4	11	11	2	1	0	0	0	0	0	0	0	0	29
11:00	5	12	19	10	0	0	0	0	0	0	0	0	0	46
12:00 PM	8	15	32	11	7	0	0	0	0	0	0	0	0	73
1:00	7	24	17	10	2	0	0	0	0	0	0	0	0	60
2:00	9	14	21	18	4	0	0	0	0	0	0	0	0	66
3:00	7	7	19	11	1	0	0	0	0	0	0	0	0	45
4:00	3	5	16	10	1	1	0	0	0	0	0	0	0	36
5:00	3	18	23	17	3	0	0	0	0	0	0	0	0	64
6:00	6	12	27	10	5	1	0	0	0	0	0	0	0	61
7:00	9	17	18	5	3	0	0	0	0	0	0	0	0	52
8:00	3	10	23	3	0	0	0	0	0	0	0	0	0	39
9:00	2	6	5	7	4	0	0	0	0	0	0	0	0	24
10:00	0	1	1	1	0	0	0	0	0	0	0	0	0	3
11:00	0	0	1	1	0	0	0	0	0	0	0	0	0	2
Total	70	163	241	119	33	2	0	0	0	0	0	0	0	628

CITY OF BURBANK

Traffic Engineering

Requested By : D. Jeffries

Street REESE
Cross Strees BETWEEN OLIVE AND OAK

Date Printed: 8/1/2022

Start Date: 7/27/2022
End Date: 7/28/2022

Direction: Southbound

7/28/2022 Time	0 - 15 MPH	> 15 - 20 MPH	> 20 - 25 MPH	> 25 - 30 MPH	> 30 - 35 MPH	> 35 - 40 MPH	> 40 - 45 MPH	> 45 - 50 MPH	> 50 - 55 MPH	> 55 - 60 MPH	> 60 - 65 MPH	> 65 - 70 MPH	> 70 MPH	Total
12:00 AM	2	0	0	0	0	0	1	0	0	0	0	0	0	3
1:00	0	1	0	1	0	0	0	0	0	0	0	0	0	2
2:00	0	0	2	0	0	0	0	0	0	0	0	0	0	2
3:00	0	0	0	0	0	0	0	0	0	0	0	0	0	0
4:00	1	0	0	0	0	0	0	0	0	0	0	0	0	1
5:00	1	1	0	0	0	0	0	0	0	0	0	0	0	2
6:00	0	1	2	0	0	0	0	0	0	0	0	0	0	3
7:00	3	3	2	1	0	0	0	0	0	0	0	0	0	9
8:00	2	7	5	3	1	0	0	0	0	0	0	0	0	18
9:00	4	8	4	1	1	0	0	0	0	0	0	0	0	18
10:00	2	6	7	4	1	1	0	0	0	0	0	0	0	21
11:00	4	12	17	11	4	0	0	0	0	0	0	0	0	48
12:00 PM	16	20	36	18	4	1	0	0	0	0	0	0	0	95
1:00	16	19	32	12	3	0	0	0	0	0	0	0	0	82
2:00	*	*	*	*	*	*	*	*	*	*	*	*	*	0
3:00	*	*	*	*	*	*	*	*	*	*	*	*	*	0
4:00	*	*	*	*	*	*	*	*	*	*	*	*	*	0
5:00	*	*	*	*	*	*	*	*	*	*	*	*	*	0
6:00	*	*	*	*	*	*	*	*	*	*	*	*	*	0
7:00	*	*	*	*	*	*	*	*	*	*	*	*	*	0
8:00	*	*	*	*	*	*	*	*	*	*	*	*	*	0
9:00	*	*	*	*	*	*	*	*	*	*	*	*	*	0
10:00	*	*	*	*	*	*	*	*	*	*	*	*	*	0
11:00	*	*	*	*	*	*	*	*	*	*	*	*	*	0
Total	51	78	107	51	14	2	1	0	0	0	0	0	0	304
Grand Total	121	241	348	170	47	4	1	0	0	0	0	0	0	932

Stats	Percentile	15th	50th	85th	95th
	Speed	15.6	21.3	26.8	30.4
	Mean Speed (Average)	22.8			
	10 MPH Pace Speed	15-24			
	Number in Pace	582			
	Percent in Pace	72.0%			
	Number > 25 MPH	222			
	Percent > 25 MPH	27.4%			

Appendix G

Average Daily Traffic and Speeds

January 2023

Prepared by National Data & Surveying Services

SPEED

S Edison Rd E/O Cjon Justo

Day: Tuesday
Date: 1/17/2023

City: Burbank
Project #: CA23_020030_002e

East Bound

Time	< 15	15 - 19	20 - 24	25 - 29	30 - 34	35 - 39	40 - 44	45 - 49	50 - 54	55 - 59	60 - 64	65 - 69	70 +	Total
0:00 AM	0	0	1	0	0	0	0	0	0	0	0	0	0	1
0:15	0	0	0	0	0	0	0	0	0	0	0	0	0	0
0:30	0	0	1	0	0	0	0	0	0	0	0	0	0	1
0:45	0	0	0	0	0	0	0	0	0	0	0	0	0	0
1:00	0	0	0	0	0	0	0	0	0	0	0	0	0	0
1:15	0	1	1	0	0	0	0	0	0	0	0	0	0	2
1:30	0	0	0	0	0	0	0	0	0	0	0	0	0	0
1:45	0	0	0	0	0	0	0	0	0	0	0	0	0	0
2:00	0	0	0	0	0	0	0	0	0	0	0	0	0	0
2:15	0	0	1	0	0	0	0	0	0	0	0	0	0	1
2:30	0	0	0	0	0	0	0	0	0	0	0	0	0	0
2:45	0	0	0	0	0	0	0	0	0	0	0	0	0	0
3:00	0	0	0	0	0	0	0	0	0	0	0	0	0	0
3:15	0	0	0	0	0	0	0	0	0	0	0	0	0	0
3:30	0	0	0	0	0	0	0	0	0	0	0	0	0	0
3:45	0	0	0	0	0	0	0	0	0	0	0	0	0	0
4:00	0	0	0	0	0	0	0	0	0	0	0	0	0	0
4:15	0	0	0	0	0	0	0	0	0	0	0	0	0	0
4:30	0	0	0	0	0	0	0	0	0	0	0	0	0	0
4:45	0	0	0	0	0	0	0	0	0	0	0	0	0	0
5:00	0	1	0	0	0	0	0	0	0	0	0	0	0	1
5:15	0	0	0	0	0	0	0	0	0	0	0	0	0	0
5:30	0	0	0	0	0	0	0	0	0	0	0	0	0	0
5:45	1	0	0	1	0	0	0	0	0	0	0	0	0	2
6:00	0	1	1	0	0	0	0	0	0	0	0	0	0	2
6:15	0	1	1	0	0	0	0	0	0	0	0	0	0	2
6:30	0	0	1	0	0	0	0	0	0	0	0	0	0	1
6:45	0	2	3	0	0	0	0	0	0	0	0	0	0	5
7:00	0	3	2	0	0	0	0	0	0	0	0	0	0	5
7:15	1	1	1	0	0	0	0	0	0	0	0	0	0	3
7:30	1	3	1	0	0	0	0	0	0	0	0	0	0	5
7:45	0	0	4	1	0	0	0	0	0	0	0	0	0	5
8:00	1	3	4	1	0	0	0	0	0	0	0	0	0	9
8:15	4	4	8	1	0	0	0	0	0	0	0	0	0	17
8:30	2	4	4	0	1	0	0	0	0	0	0	0	0	11
8:45	2	5	5	1	0	0	0	0	0	0	0	0	0	13
9:00	0	5	4	1	0	0	0	0	0	0	0	0	0	10
9:15	3	3	2	0	0	0	0	0	0	0	0	0	0	8
9:30	0	6	3	0	0	0	0	0	0	0	0	0	0	9
9:45	2	1	3	0	0	0	0	0	0	0	0	0	0	6
10:00	2	2	1	0	0	0	0	0	0	0	0	0	0	5
10:15	2	2	1	0	0	0	0	0	0	0	0	0	0	5
10:30	2	5	0	1	0	0	0	0	0	0	0	0	0	8
10:45	0	3	4	1	0	0	0	0	0	0	0	0	0	8
11:00	0	2	2	0	0	0	0	0	0	0	0	0	0	4
11:15	0	1	3	1	0	0	0	0	0	0	0	0	0	5
11:30	0	2	5	2	0	0	0	0	0	0	0	0	0	9
11:45	1	2	3	0	0	0	0	0	0	0	0	0	0	6
12:00 PM	1	1	5	0	0	0	0	0	0	0	0	0	0	7
12:15	1	3	1	1	0	0	0	0	0	0	0	0	0	6
12:30	1	2	5	2	0	0	0	0	0	0	0	0	0	10
12:45	1	4	6	0	1	0	0	0	0	0	0	0	0	12
13:00	2	3	2	1	0	0	0	0	0	0	0	0	0	8
13:15	0	2	1	0	0	0	0	0	0	0	0	0	0	3
13:30	2	5	4	0	0	0	0	0	0	0	0	0	0	11
13:45	1	3	4	1	0	0	0	0	0	0	0	0	0	9
14:00	2	5	9	2	0	0	0	0	0	0	0	0	0	18
14:15	1	1	3	1	0	0	0	0	0	0	0	0	0	6
14:30	1	2	9	2	0	0	0	0	0	0	0	0	0	14
14:45	2	3	7	1	0	0	0	0	0	0	0	0	0	13
15:00	0	6	7	0	0	0	0	0	0	0	0	0	0	13
15:15	0	5	4	0	0	0	0	0	0	0	0	0	0	9
15:30	1	1	9	1	0	1	0	0	0	0	0	0	0	13
15:45	0	5	6	4	0	0	0	0	0	0	0	0	0	15
16:00	1	5	4	4	0	0	0	0	0	0	0	0	0	14
16:15	0	5	9	1	0	0	0	0	0	0	0	0	0	15
16:30	4	3	2	0	0	0	0	0	0	0	0	0	0	9
16:45	1	5	8	0	0	0	0	0	0	0	0	0	0	14
17:00	0	7	5	2	0	0	0	0	0	0	0	0	0	14
17:15	1	8	11	1	0	0	0	0	0	0	0	0	0	21
17:30	2	4	5	3	0	0	0	0	0	0	0	0	0	14
17:45	0	7	5	1	0	0	0	0	0	0	0	0	0	13
18:00	2	6	6	1	0	0	0	0	0	0	0	0	0	15
18:15	0	3	7	2	0	0	0	0	0	0	0	0	0	12
18:30	1	2	3	4	0	0	0	0	0	0	0	0	0	10
18:45	0	2	3	1	0	0	0	0	0	0	0	0	0	6
19:00	1	0	2	4	0	0	0	0	0	0	0	0	0	7
19:15	0	1	5	0	0	0	0	0	0	0	0	0	0	6
19:30	0	1	1	3	0	0	0	0	0	0	0	0	0	5
19:45	3	0	4	0	0	0	0	0	0	0	0	0	0	7
20:00	0	0	2	1	0	0	0	0	0	0	0	0	0	3
20:15	0	1	0	0	0	0	0	0	0	0	0	0	0	1
20:30	0	0	0	0	0	0	0	0	0	0	0	0	0	0
20:45	0	2	2	0	0	0	0	0	0	0	0	0	0	4
21:00	0	1	2	0	0	0	0	0	0	0	0	0	0	3
21:15	1	0	1	0	0	0	0	0	0	0	0	0	0	2
21:30	0	1	1	0	0	0	0	0	0	0	0	0	0	2
21:45	0	1	0	0	0	0	0	0	0	0	0	0	0	1
22:00	0	0	1	0	0	0	0	0	0	0	0	0	0	1
22:15	0	0	0	0	0	0	0	0	0	0	0	0	0	0
22:30	0	0	1	0	0	0	0	0	0	0	0	0	0	1
22:45	0	0	0	0	0	0	0	0	0	0	0	0	0	0
23:00	0	0	0	0	0	0	0	0	0	0	0	0	0	0
23:15	0	1	0	1	0	0	0	0	0	0	0	0	0	2
23:30	0	0	0	0	0	0	0	0	0	0	0	0	0	0
23:45	0	0	0	0	0	0	0	0	0	0	0	0	0	0
Totals	57	180	242	56	2	1								538
% of Totals	11%	33%	45%	10%	0%	0%								100%

AM Volumes	24	63	70	11	1	0	0	0	0	0	0	0	0	169
% AM	4%	12%	13%	2%	0%									31%
AM Peak Hour	8:00	8:45	8:00	10:45	7:45									8:15
Volume	9	19	21	4	1									51
PM Volumes	33	117	172	45	1	1	0	0	0	0	0	0	0	369
% PM	6%	22%	32%	8%	0%	0%								69%
PM Peak Hour	13:30	17:00	16:45	18:15	12:00	14:45								16:45
Volume	6	26	29	11	1	1								63

Directional Peak Periods	AM 7-9			NOON 12-2			PM 4-6			Off Peak Volumes		
All Classes	Volume	↔	%	Volume	↔	%	Volume	↔	%	Volume	↔	%
	68	↔	13%	66	↔	12%	114	↔	21%	290	↔	54%

Street Name	Direction	Percentiles					
		15th	50th	Average	85th	95th	ADT
S Edison Rd	East Bound	16	21	20	25	28	538
S Edison Rd	West Bound	8	15	15	22	25	419

Prepared by National Data & Surveying Services

SPEED

S Edison Rd E/O Cjon Justo

Day: Tuesday
Date: 1/17/2023

City: Burbank
Project #: CA23_020030_002w

West Bound

Time	< 15	15 - 19	20 - 24	25 - 29	30 - 34	35 - 39	40 - 44	45 - 49	50 - 54	55 - 59	60 - 64	65 - 69	70 +	Total
0:00 AM	0	0	0	0	0	0	0	0	0	0	0	0	0	0
0:15	1	0	0	0	0	0	0	0	0	0	0	0	0	1
0:30	0	0	1	0	0	0	0	0	0	0	0	0	0	1
0:45	0	0	0	0	0	0	0	0	0	0	0	0	0	0
1:00	0	0	0	0	0	0	0	0	0	0	0	0	0	0
1:15	0	0	0	0	0	0	0	0	0	0	0	0	0	0
1:30	0	0	0	0	0	0	0	0	0	0	0	0	0	0
1:45	0	0	1	0	0	0	0	0	0	0	0	0	0	1
2:00	0	0	0	0	0	0	0	0	0	0	0	0	0	0
2:15	0	0	0	0	0	0	0	0	0	0	0	0	0	0
2:30	0	0	0	0	0	0	0	0	0	0	0	0	0	0
2:45	0	0	0	0	0	0	0	0	0	0	0	0	0	0
3:00	0	0	0	0	0	0	0	0	0	0	0	0	0	0
3:15	0	0	0	0	0	0	0	0	0	0	0	0	0	0
3:30	0	0	0	0	0	0	0	0	0	0	0	0	0	0
3:45	0	0	0	0	0	0	0	0	0	0	0	0	0	0
4:00	0	0	0	0	0	0	0	0	0	0	0	0	0	0
4:15	0	0	0	0	0	0	0	0	0	0	0	0	0	0
4:30	0	0	0	0	0	0	0	0	0	0	0	0	0	0
4:45	0	0	0	0	0	0	0	0	0	0	0	0	0	0
5:00	1	1	0	0	0	0	0	0	0	0	0	0	0	2
5:15	0	1	0	0	0	0	0	0	0	0	0	0	0	1
5:30	0	0	0	0	0	0	0	0	0	0	0	0	0	0
5:45	0	0	1	0	0	0	0	0	0	0	0	0	0	1
6:00	2	0	0	0	0	0	0	0	0	0	0	0	0	2
6:15	0	0	1	1	0	0	0	0	0	0	0	0	0	2
6:30	0	0	0	0	0	0	0	0	0	0	0	0	0	0
6:45	2	2	0	0	0	0	0	0	0	0	0	0	0	4
7:00	1	0	1	0	0	0	0	0	0	0	0	0	0	2
7:15	1	0	0	0	0	0	0	0	0	0	0	0	0	1
7:30	2	0	1	0	0	0	0	0	0	0	0	0	0	3
7:45	3	1	1	0	0	0	0	0	0	0	0	0	0	5
8:00	0	0	2	1	0	0	0	0	0	0	0	0	0	3
8:15	3	5	1	0	0	0	0	0	0	0	0	0	0	9
8:30	1	1	3	0	0	0	0	0	0	0	0	0	0	5
8:45	5	4	2	0	0	0	0	0	0	0	0	0	0	11
9:00	9	2	2	0	0	0	0	0	0	0	0	0	0	13
9:15	6	2	2	0	0	0	0	0	0	0	0	0	0	10
9:30	6	2	2	0	0	0	0	0	0	0	0	0	0	10
9:45	5	4	2	0	0	0	0	0	0	0	0	0	0	11
10:00	5	1	1	0	0	0	0	0	0	0	0	0	0	7
10:15	2	1	4	0	0	0	0	0	0	0	0	0	0	7
10:30	8	4	1	0	0	0	0	0	0	0	0	0	0	13
10:45	6	2	2	0	0	0	0	0	0	0	0	0	0	10
11:00	2	1	2	0	0	0	0	0	0	0	0	0	0	5
11:15	5	1	0	0	0	0	0	0	0	0	0	0	0	6
11:30	2	0	0	0	0	0	0	0	0	0	0	0	0	2
11:45	8	0	2	1	0	0	0	0	0	0	0	0	0	11
12:00 PM	5	0	3	0	0	0	0	0	0	0	0	0	0	8
12:15	4	1	1	0	0	0	0	0	0	0	0	0	0	6
12:30	4	2	3	0	0	0	0	0	0	0	0	0	0	9
12:45	6	4	1	0	0	0	0	0	0	0	0	0	0	11
13:00	3	3	1	0	0	0	0	0	0	0	0	0	0	7
13:15	5	3	3	0	0	0	0	0	0	0	0	0	0	11
13:30	3	0	0	1	0	0	0	0	0	0	0	0	0	4
13:45	4	2	1	0	0	0	0	0	0	0	0	0	0	7
14:00	5	0	2	0	0	0	0	0	0	0	0	0	0	7
14:15	6	3	2	0	0	0	0	0	0	0	0	0	0	11
14:30	2	2	2	0	0	0	0	0	0	0	0	0	0	6
14:45	6	3	4	0	0	0	0	0	0	0	0	0	0	13
15:00	3	3	3	0	0	0	0	0	0	0	0	0	0	9
15:15	5	2	1	1	0	0	0	0	0	0	0	0	0	9
15:30	3	0	1	0	0	0	0	0	0	0	0	0	0	4
15:45	1	1	1	0	0	0	0	0	0	0	0	0	0	3
16:00	3	0	1	1	0	0	0	0	0	0	0	0	0	5
16:15	2	1	2	1	0	0	0	0	0	0	0	0	0	6
16:30	3	2	0	0	0	0	0	0	0	0	0	0	0	5
16:45	7	3	2	0	0	0	0	0	0	0	0	0	0	12
17:00	5	1	5	1	0	0	0	0	0	0	0	0	0	12
17:15	2	5	1	1	0	0	0	0	0	0	0	0	0	9
17:30	2	3	1	0	0	0	0	0	0	0	0	0	0	6
17:45	8	4	2	0	0	0	0	0	0	0	0	0	0	14
18:00	4	0	3	1	0	0	0	0	0	0	0	0	0	8
18:15	3	3	0	0	0	0	0	0	0	0	0	0	0	6
18:30	1	1	0	0	0	0	0	0	0	0	0	0	0	2
18:45	4	0	1	0	0	0	0	0	0	0	0	0	0	5
19:00	3	3	1	0	0	0	0	0	0	0	0	0	0	7
19:15	4	2	3	0	0	0	0	0	0	0	0	0	0	9
19:30	1	3	0	1	0	0	0	0	0	0	0	0	0	5
19:45	1	1	1	1	0	0	0	0	0	0	0	0	0	4
20:00	0	1	1	0	0	0	0	0	0	0	0	0	0	2
20:15	0	1	1	0	0	0	0	0	0	0	0	0	0	2
20:30	3	2	0	0	0	0	0	0	0	0	0	0	0	5
20:45	0	0	0	1	0	0	0	0	0	0	0	0	0	1
21:00	1	0	0	0	0	0	0	0	0	0	0	0	0	1
21:15	0	0	0	0	0	0	0	0	0	0	0	0	0	0
21:30	0	2	0	0	0	0	0	0	0	0	0	0	0	2
21:45	1	0	1	0	0	0	0	0	0	0	0	0	0	2
22:00	0	0	0	0	0	0	0	0	0	0	0	0	0	0
22:15	0	1	0	0	0	0	0	0	0	0	0	0	0	1
22:30	0	2	0	0	0	0	0	0	0	0	0	0	0	2
22:45	0	0	0	0	0	0	0	0	0	0	0	0	0	0
23:00	0	0	0	0	0	0	0	0	0	0	0	0	0	0
23:15	0	1	1	0	0	0	0	0	0	0	0	0	0	2
23:30	0	0	0	0	0	0	0	0	0	0	0	0	0	0
23:45	0	0	0	0	0	0	0	0	0	0	0	0	0	0
Totals	209	106	91	13										419
% of Totals	50%	25%	22%	3%										100%

AM Volumes	86	35	35	3	0	0	0	0	0	0	0	0	0	159
% AM	21%	8%	8%	1%										38%
AM Peak Hour	8:45	8:15	8:30	5:30										8:45
Volume	26	12	9	1										44
PM Volumes	123	71	56	10	0	0	0	0	0	0	0	0	0	260
% PM	29%	17%	13%	2%										62%
PM Peak Hour	12:00	17:00	14:15	15:15										17:00
Volume	19	13	11	2										41

Directional Peak Periods	AM 7-9			NOON 12-2			PM 4-6			Off Peak Volumes		
All Classes	Volume	⟷	%	Volume	⟷	%	Volume	⟷	%	Volume	⟷	%
	39		9%	63		15%	69		16%	248		59%

Street Name	Direction	Percentiles					
		15th	50th	Average	85th	95th	ADT
S Edison Rd	East Bound	16	21	20	25	28	538
S Edison Rd	West Bound	8	15	15	22	25	419

Prepared by National Data & Surveying Services

SPEED

S Edison Rd E/O Cjon Justo

Day: Tuesday
Date: 1/17/2023

City: Burbank
Project #: CA23_020030_002

Summary

Time	< 15	15 - 19	20 - 24	25 - 29	30 - 34	35 - 39	40 - 44	45 - 49	50 - 54	55 - 59	60 - 64	65 - 69	70 +	Total
0:00 AM	0	0	1	0	0	0	0	0	0	0	0	0	0	1
0:15	1	0	0	0	0	0	0	0	0	0	0	0	0	1
0:30	0	0	2	0	0	0	0	0	0	0	0	0	0	2
0:45	0	0	0	0	0	0	0	0	0	0	0	0	0	0
1:00	0	0	0	0	0	0	0	0	0	0	0	0	0	0
1:15	0	1	1	0	0	0	0	0	0	0	0	0	0	2
1:30	0	0	0	0	0	0	0	0	0	0	0	0	0	0
1:45	0	0	1	0	0	0	0	0	0	0	0	0	0	1
2:00	0	0	0	0	0	0	0	0	0	0	0	0	0	0
2:15	0	0	1	0	0	0	0	0	0	0	0	0	0	1
2:30	0	0	0	0	0	0	0	0	0	0	0	0	0	0
2:45	0	0	0	0	0	0	0	0	0	0	0	0	0	0
3:00	0	0	0	0	0	0	0	0	0	0	0	0	0	0
3:15	0	0	0	0	0	0	0	0	0	0	0	0	0	0
3:30	0	0	0	0	0	0	0	0	0	0	0	0	0	0
3:45	0	0	0	0	0	0	0	0	0	0	0	0	0	0
4:00	0	0	0	0	0	0	0	0	0	0	0	0	0	0
4:15	0	0	0	0	0	0	0	0	0	0	0	0	0	0
4:30	0	0	0	0	0	0	0	0	0	0	0	0	0	0
4:45	0	0	0	0	0	0	0	0	0	0	0	0	0	0
5:00	1	2	0	0	0	0	0	0	0	0	0	0	0	3
5:15	0	1	0	0	0	0	0	0	0	0	0	0	0	1
5:30	0	0	0	0	0	0	0	0	0	0	0	0	0	0
5:45	1	0	1	1	0	0	0	0	0	0	0	0	0	3
6:00	2	1	1	0	0	0	0	0	0	0	0	0	0	4
6:15	0	1	2	1	0	0	0	0	0	0	0	0	0	4
6:30	0	0	1	0	0	0	0	0	0	0	0	0	0	1
6:45	2	4	3	0	0	0	0	0	0	0	0	0	0	9
7:00	1	3	3	0	0	0	0	0	0	0	0	0	0	7
7:15	2	1	1	0	0	0	0	0	0	0	0	0	0	4
7:30	3	3	2	0	0	0	0	0	0	0	0	0	0	8
7:45	3	1	5	1	0	0	0	0	0	0	0	0	0	10
8:00	1	3	6	2	0	0	0	0	0	0	0	0	0	12
8:15	7	9	9	1	0	0	0	0	0	0	0	0	0	26
8:30	3	5	7	0	1	0	0	0	0	0	0	0	0	16
8:45	7	9	7	1	0	0	0	0	0	0	0	0	0	24
9:00	9	7	6	1	0	0	0	0	0	0	0	0	0	23
9:15	9	5	4	0	0	0	0	0	0	0	0	0	0	18
9:30	6	8	5	0	0	0	0	0	0	0	0	0	0	19
9:45	7	5	5	0	0	0	0	0	0	0	0	0	0	17
10:00	7	3	2	0	0	0	0	0	0	0	0	0	0	12
10:15	4	3	5	0	0	0	0	0	0	0	0	0	0	12
10:30	10	9	1	1	0	0	0	0	0	0	0	0	0	21
10:45	6	5	6	1	0	0	0	0	0	0	0	0	0	18
11:00	2	3	4	0	0	0	0	0	0	0	0	0	0	9
11:15	5	2	3	1	0	0	0	0	0	0	0	0	0	11
11:30	2	2	5	2	0	0	0	0	0	0	0	0	0	11
11:45	9	2	5	1	0	0	0	0	0	0	0	0	0	17
12:00 PM	6	1	8	0	0	0	0	0	0	0	0	0	0	15
12:15	5	4	2	1	0	0	0	0	0	0	0	0	0	12
12:30	5	4	8	2	0	0	0	0	0	0	0	0	0	19
12:45	7	8	7	0	1	0	0	0	0	0	0	0	0	23
13:00	5	6	3	1	0	0	0	0	0	0	0	0	0	15
13:15	5	5	4	0	0	0	0	0	0	0	0	0	0	14
13:30	5	5	4	1	0	0	0	0	0	0	0	0	0	15
13:45	5	5	5	1	0	0	0	0	0	0	0	0	0	16
14:00	7	5	11	2	0	0	0	0	0	0	0	0	0	25
14:15	7	4	5	1	0	0	0	0	0	0	0	0	0	17
14:30	3	4	11	2	0	0	0	0	0	0	0	0	0	20
14:45	8	6	11	1	0	0	0	0	0	0	0	0	0	26
15:00	3	9	10	0	0	0	0	0	0	0	0	0	0	22
15:15	5	7	5	1	0	0	0	0	0	0	0	0	0	18
15:30	4	1	10	1	0	1	0	0	0	0	0	0	0	17
15:45	1	6	7	4	0	0	0	0	0	0	0	0	0	18
16:00	4	5	5	5	0	0	0	0	0	0	0	0	0	19
16:15	2	6	11	2	0	0	0	0	0	0	0	0	0	21
16:30	7	5	2	0	0	0	0	0	0	0	0	0	0	14
16:45	8	8	10	0	0	0	0	0	0	0	0	0	0	26
17:00	5	8	10	3	0	0	0	0	0	0	0	0	0	26
17:15	3	13	12	2	0	0	0	0	0	0	0	0	0	30
17:30	4	7	6	3	0	0	0	0	0	0	0	0	0	20
17:45	8	11	7	1	0	0	0	0	0	0	0	0	0	27
18:00	6	6	9	2	0	0	0	0	0	0	0	0	0	23
18:15	3	6	7	2	0	0	0	0	0	0	0	0	0	18
18:30	2	3	3	4	0	0	0	0	0	0	0	0	0	12
18:45	4	2	4	1	0	0	0	0	0	0	0	0	0	11
19:00	4	3	3	4	0	0	0	0	0	0	0	0	0	14
19:15	4	3	8	0	0	0	0	0	0	0	0	0	0	15
19:30	1	4	1	4	0	0	0	0	0	0	0	0	0	10
19:45	4	1	5	1	0	0	0	0	0	0	0	0	0	11
20:00	0	1	3	1	0	0	0	0	0	0	0	0	0	5
20:15	0	2	1	0	0	0	0	0	0	0	0	0	0	3
20:30	3	2	0	0	0	0	0	0	0	0	0	0	0	5
20:45	0	2	2	1	0	0	0	0	0	0	0	0	0	5
21:00	1	1	2	0	0	0	0	0	0	0	0	0	0	4
21:15	1	0	1	0	0	0	0	0	0	0	0	0	0	2
21:30	0	3	1	0	0	0	0	0	0	0	0	0	0	4
21:45	1	1	1	0	0	0	0	0	0	0	0	0	0	3
22:00	0	0	1	0	0	0	0	0	0	0	0	0	0	1
22:15	0	1	0	0	0	0	0	0	0	0	0	0	0	1
22:30	0	2	1	0	0	0	0	0	0	0	0	0	0	3
22:45	0	0	0	0	0	0	0	0	0	0	0	0	0	0
23:00	0	0	0	0	0	0	0	0	0	0	0	0	0	0
23:15	0	2	1	1	0	0	0	0	0	0	0	0	0	4
23:30	0	0	0	0	0	0	0	0	0	0	0	0	0	0
23:45	0	0	0	0	0	0	0	0	0	0	0	0	0	0
Totals	266	286	333	69	2	1								957
% of Totals	28%	30%	35%	7%	0%	0%								100%

AM Volumes	110	98	105	14	1	0	0	0	0	0	0	0	0	328
% AM	11%	10%	11%	1%	0%									34%
AM Peak Hour	8:45	8:15	8:00	7:30	7:45									8:15
Volume	31	30	29	4	1									89
PM Volumes	156	188	228	55	1	1	0	0	0	0	0	0	0	629
% PM	16%	20%	24%	6%	0%	0%								66%
PM Peak Hour	14:00	17:00	14:00	15:30	12:00	14:45								17:00
Volume	25	39	38	12	1	1								103

Directional Peak Periods	AM 7-9			NOON 12-2			PM 4-6			Off Peak Volumes		
All Classes	Volume	⟷	%	Volume	⟷	%	Volume	⟷	%	Volume	⟷	%
	107		11%	129		13%	183		19%	538		56%

Street Name	Direction	Percentiles					
		15th	50th	Average	85th	95th	ADT
S Edison Rd	Summary	10	19	18	24	27	957

Prepared by National Data & Surveying Services

SPEED

S Edison Rd E/O Cjon Justo

Day: Tuesday
Date: 1/17/2023

City: Burbank
Project #: CA23_020030_002e

East Bound

Time	< 15	15 - 19	20 - 24	25 - 29	30 - 34	35 - 39	40 - 44	45 - 49	50 - 54	55 - 59	60 - 64	65 - 69	70 +	Total
0:00 AM	0	0	2	0	0	0	0	0	0	0	0	0	0	2
1:00	0	1	1	0	0	0	0	0	0	0	0	0	0	2
2:00	0	0	1	0	0	0	0	0	0	0	0	0	0	1
3:00	0	0	0	0	0	0	0	0	0	0	0	0	0	0
4:00	0	0	0	0	0	0	0	0	0	0	0	0	0	0
5:00	1	1	0	1	0	0	0	0	0	0	0	0	0	3
6:00	0	4	6	0	0	0	0	0	0	0	0	0	0	10
7:00	2	7	8	1	0	0	0	0	0	0	0	0	0	18
8:00	9	16	21	3	1	0	0	0	0	0	0	0	0	50
9:00	5	15	12	1	0	0	0	0	0	0	0	0	0	33
10:00	6	12	6	2	0	0	0	0	0	0	0	0	0	26
11:00	1	7	13	3	0	0	0	0	0	0	0	0	0	24
12:00 PM	4	10	17	3	1	0	0	0	0	0	0	0	0	35
13:00	5	13	11	2	0	0	0	0	0	0	0	0	0	31
14:00	6	11	28	6	0	0	0	0	0	0	0	0	0	51
15:00	1	17	26	5	0	1	0	0	0	0	0	0	0	50
16:00	6	18	23	5	0	0	0	0	0	0	0	0	0	52
17:00	3	26	26	7	0	0	0	0	0	0	0	0	0	62
18:00	3	13	19	8	0	0	0	0	0	0	0	0	0	43
19:00	4	2	12	7	0	0	0	0	0	0	0	0	0	25
20:00	0	3	4	1	0	0	0	0	0	0	0	0	0	8
21:00	1	3	4	0	0	0	0	0	0	0	0	0	0	8
22:00	0	0	2	0	0	0	0	0	0	0	0	0	0	2
23:00	0	1	0	1	0	0	0	0	0	0	0	0	0	2
Totals	57	180	242	56	2	1								538
% of Totals	11%	33%	45%	10%	0%	0%								100%

AM Volumes	24	63	70	11	1	0	0	0	0	0	0	0	0	169
% AM	4%	12%	13%	2%	0%									31%
AM Peak Hour	8:00	8:00	8:00	8:00	8:00									8:00
Volume	9	16	21	3	1									50
PM Volumes	33	117	172	45	1	1	0	0	0	0	0	0	0	369
% PM	6%	22%	32%	8%	0%	0%								69%
PM Peak Hour	14:00	17:00	14:00	18:00	12:00	15:00								17:00
Volume	6	26	28	8	1	1								62

Directional Peak Periods	AM 7-9			NOON 12-2			PM 4-6			Off Peak Volumes		
All Speeds	Volume		%	Volume		%	Volume		%	Volume		%
	68	↔	13%	66	↔	12%	114	↔	21%	290	↔	54%

Street Name	Direction	Percentiles					
		15th	50th	Average	85th	95th	ADT
S Edison Rd	East Bound	16	21	20	25	28	538
S Edison Rd	West Bound	8	15	15	22	25	419

Prepared by National Data & Surveying Services

SPEED

S Edison Rd E/O Cjon Justo

Day: Tuesday
Date: 1/17/2023

City: Burbank
Project #: CA23_020030_002w

West Bound

Time	< 15	15 - 19	20 - 24	25 - 29	30 - 34	35 - 39	40 - 44	45 - 49	50 - 54	55 - 59	60 - 64	65 - 69	70 +	Total
0:00 AM	1	0	1	0	0	0	0	0	0	0	0	0	0	2
1:00	0	0	1	0	0	0	0	0	0	0	0	0	0	1
2:00	0	0	0	0	0	0	0	0	0	0	0	0	0	0
3:00	0	0	0	0	0	0	0	0	0	0	0	0	0	0
4:00	0	0	0	0	0	0	0	0	0	0	0	0	0	0
5:00	1	2	1	0	0	0	0	0	0	0	0	0	0	4
6:00	4	2	1	1	0	0	0	0	0	0	0	0	0	8
7:00	7	1	3	0	0	0	0	0	0	0	0	0	0	11
8:00	9	10	8	1	0	0	0	0	0	0	0	0	0	28
9:00	26	10	8	0	0	0	0	0	0	0	0	0	0	44
10:00	21	8	8	0	0	0	0	0	0	0	0	0	0	37
11:00	17	2	4	1	0	0	0	0	0	0	0	0	0	24
12:00 PM	19	7	8	0	0	0	0	0	0	0	0	0	0	34
13:00	15	8	5	1	0	0	0	0	0	0	0	0	0	29
14:00	19	8	10	0	0	0	0	0	0	0	0	0	0	37
15:00	12	6	6	1	0	0	0	0	0	0	0	0	0	25
16:00	15	6	5	2	0	0	0	0	0	0	0	0	0	28
17:00	17	13	9	2	0	0	0	0	0	0	0	0	0	41
18:00	12	4	4	1	0	0	0	0	0	0	0	0	0	21
19:00	9	9	5	2	0	0	0	0	0	0	0	0	0	25
20:00	3	4	2	1	0	0	0	0	0	0	0	0	0	10
21:00	2	2	1	0	0	0	0	0	0	0	0	0	0	5
22:00	0	3	0	0	0	0	0	0	0	0	0	0	0	3
23:00	0	1	1	0	0	0	0	0	0	0	0	0	0	2
Totals	209	106	91	13										419
% of Totals	50%	25%	22%	3%										100%

AM Volumes	86	35	35	3	0	0	0	0	0	0	0	0	0	159
% AM	21%	8%	8%	1%										38%
AM Peak Hour	9:00	8:00	8:00	6:00										9:00
Volume	26	10	8	1										44
PM Volumes	123	71	56	10	0	0	0	0	0	0	0	0	0	260
% PM	29%	17%	13%	2%										62%
PM Peak Hour	12:00	17:00	14:00	16:00										17:00
Volume	19	13	10	2										41

Directional Peak Periods	AM 7-9			NOON 12-2			PM 4-6			Off Peak Volumes		
All Speeds	Volume	↔	%	Volume	↔	%	Volume	↔	%	Volume	↔	%
	39		9%	63		15%	69		16%	248		59%

Street Name	Direction	Percentiles					
		15th	50th	Average	85th	95th	ADT
S Edison Rd	East Bound	16	21	20	25	28	538
S Edison Rd	West Bound	8	15	15	22	25	419

Prepared by National Data & Surveying Services

SPEED

S Edison Rd E/O Cjon Justo

Day: Tuesday
Date: 1/17/2023

City: Burbank
Project #: CA23_020030_002

Summary

Time	< 15	15 - 19	20 - 24	25 - 29	30 - 34	35 - 39	40 - 44	45 - 49	50 - 54	55 - 59	60 - 64	65 - 69	70 +	Total
0:00 AM	1	0	3	0	0	0	0	0	0	0	0	0	0	4
1:00	0	1	2	0	0	0	0	0	0	0	0	0	0	3
2:00	0	0	1	0	0	0	0	0	0	0	0	0	0	1
3:00	0	0	0	0	0	0	0	0	0	0	0	0	0	0
4:00	0	0	0	0	0	0	0	0	0	0	0	0	0	0
5:00	2	3	1	1	0	0	0	0	0	0	0	0	0	7
6:00	4	6	7	1	0	0	0	0	0	0	0	0	0	18
7:00	9	8	11	1	0	0	0	0	0	0	0	0	0	29
8:00	18	26	29	4	1	0	0	0	0	0	0	0	0	78
9:00	31	25	20	1	0	0	0	0	0	0	0	0	0	77
10:00	27	20	14	2	0	0	0	0	0	0	0	0	0	63
11:00	18	9	17	4	0	0	0	0	0	0	0	0	0	48
12:00 PM	23	17	25	3	1	0	0	0	0	0	0	0	0	69
13:00	20	21	16	3	0	0	0	0	0	0	0	0	0	60
14:00	25	19	38	6	0	0	0	0	0	0	0	0	0	88
15:00	13	23	32	6	0	1	0	0	0	0	0	0	0	75
16:00	21	24	28	7	0	0	0	0	0	0	0	0	0	80
17:00	20	39	35	9	0	0	0	0	0	0	0	0	0	103
18:00	15	17	23	9	0	0	0	0	0	0	0	0	0	64
19:00	13	11	17	9	0	0	0	0	0	0	0	0	0	50
20:00	3	7	6	2	0	0	0	0	0	0	0	0	0	18
21:00	3	5	5	0	0	0	0	0	0	0	0	0	0	13
22:00	0	3	2	0	0	0	0	0	0	0	0	0	0	5
23:00	0	2	1	1	0	0	0	0	0	0	0	0	0	4
Totals	266	286	333	69	2	1								957
% of Totals	28%	30%	35%	7%	0%	0%								100%

AM Volumes	110	98	105	14	1	0	0	0	0	0	0	0	0	328
% AM	11%	10%	11%	1%	0%									34%
AM Peak Hour	9:00	8:00	8:00	8:00	8:00									8:00
Volume	31	26	29	4	1									78
PM Volumes	156	188	228	55	1	1	0	0	0	0	0	0	0	629
% PM	16%	20%	24%	6%	0%	0%								66%
PM Peak Hour	14:00	17:00	14:00	17:00	12:00	15:00								17:00
Volume	25	39	38	9	1	1								103

Directional Peak Periods	AM 7-9			NOON 12-2			PM 4-6			Off Peak Volumes		
All Speeds	Volume		%	Volume		%	Volume		%	Volume		%
	107	↔	11%	129	↔	13%	183	↔	19%	538	↔	56%

Street Name	Direction	Percentiles					
		15th	50th	Average	85th	95th	ADT
S Edison Rd	Summary	10	19	18	24	27	957

ATTACHMENT 3 - 1000

Prepared by NDS/ATD

Prepared by National Data & Surveying Services

VOLUME

S Edison Rd E/O Cjon Justo

Day: Tuesday
Date: 1/17/2023

City: Burbank
Project #: CA23_020030_002

DAILY TOTALS	NB	SB	EB	WB	Total
	0	0	538	419	957

AM Period	NB	SB	EB		WB		TOTAL		PM Period	NB	SB	EB		WB		TOTAL	
0:00	0	0	1		0		1		12:00	0	0	7		8		15	
0:15	0	0	0		1		1		12:15	0	0	6		6		12	
0:30	0	0	1		1		2		12:30	0	0	10		9		19	
0:45	0	0	0	2	0	2		4	12:45	0	0	12	35	11	34	23	69
1:00	0	0	0		0				13:00	0	0	8		7		15	
1:15	0	0	2		0		2		13:15	0	0	3		11		14	
1:30	0	0	0		0				13:30	0	0	11		4		15	
1:45	0	0	0	2	1	1	1	3	13:45	0	0	9	31	7	29	16	60
2:00	0	0	0		0				14:00	0	0	18		7		25	
2:15	0	0	1		0		1		14:15	0	0	6		11		17	
2:30	0	0	0		0				14:30	0	0	14		6		20	
2:45	0	0	0	1	0			1	14:45	0	0	13	51	13	37	26	88
3:00	0	0	0		0				15:00	0	0	13		9		22	
3:15	0	0	0		0				15:15	0	0	9		9		18	
3:30	0	0	0		0				15:30	0	0	13		4		17	
3:45	0	0	0		0				15:45	0	0	15	50	3	25	18	75
4:00	0	0	0		0				16:00	0	0	14		5		19	
4:15	0	0	0		0				16:15	0	0	15		6		21	
4:30	0	0	0		0				16:30	0	0	9		5		14	
4:45	0	0	0		0				16:45	0	0	14	52	12	28	26	80
5:00	0	0	1		2		3		17:00	0	0	14		12		26	
5:15	0	0	0		1		1		17:15	0	0	21		9		30	
5:30	0	0	0		0				17:30	0	0	14		6		20	
5:45	0	0	2	3	1	4	3	7	17:45	0	0	13	62	14	41	27	103
6:00	0	0	2		2		4		18:00	0	0	15		8		23	
6:15	0	0	2		2		4		18:15	0	0	12		6		18	
6:30	0	0	1		0		1		18:30	0	0	10		2		12	
6:45	0	0	5	10	4	8	9	18	18:45	0	0	6	43	5	21	11	64
7:00	0	0	5		2		7		19:00	0	0	7		7		14	
7:15	0	0	3		1		4		19:15	0	0	6		9		15	
7:30	0	0	5		3		8		19:30	0	0	5		5		10	
7:45	0	0	5	18	5	11	10	29	19:45	0	0	7	25	4	25	11	50
8:00	0	0	9		3		12		20:00	0	0	3		2		5	
8:15	0	0	17		9		26		20:15	0	0	1		2		3	
8:30	0	0	11		5		16		20:30	0	0	0		5		5	
8:45	0	0	13	50	11	28	24	78	20:45	0	0	4	8	1	10	5	18
9:00	0	0	10		13		23		21:00	0	0	3		1		4	
9:15	0	0	8		10		18		21:15	0	0	2		0		2	
9:30	0	0	9		10		19		21:30	0	0	2		2		4	
9:45	0	0	6	33	11	44	17	77	21:45	0	0	1	8	2	5	3	13
10:00	0	0	5		7		12		22:00	0	0	1		0		1	
10:15	0	0	5		7		12		22:15	0	0	0		1		1	
10:30	0	0	8		13		21		22:30	0	0	1		2		3	
10:45	0	0	8	26	10	37	18	63	22:45	0	0	0	2	0	3		5
11:00	0	0	4		5		9		23:00	0	0	0		0			
11:15	0	0	5		6		11		23:15	0	0	2		2		4	
11:30	0	0	9		2		11		23:30	0	0	0		0			
11:45	0	0	6	24	11	24	17	48	23:45	0	0	0	2	0	2		4
TOTALS				169		159		328	TOTALS				369		260		629
SPLIT %				51.5%		48.5%		34.3%	SPLIT %				58.7%		41.3%		65.7%

DAILY TOTALS	NB	SB	EB	WB	Total
	0	0	538	419	957

AM Peak Hour			8:15	8:45	8:15	PM Peak Hour			16:45	17:00	17:00
AM Pk Volume			51	44	89	PM Pk Volume			63	41	103
Pk Hr Factor			0.750	0.846	0.856	Pk Hr Factor			0.750	0.732	0.858
7 - 9 Volume	0	0	68	39	107	4 - 6 Volume	0	0	114	69	183
7 - 9 Peak Hour			8:00	8:00	8:00	4 - 6 Peak Hour			16:45	17:00	17:00
7 - 9 Pk Volume	0	0	50	28	78	4 - 6 Pk Volume	0	0	63	41	103
Pk Hr Factor	0.000	0.000	0.735	0.636	0.750	Pk Hr Factor	0.000	0.000	0.750	0.732	0.858

Prepared by NDS/ATD

Project #: CA23_020030_002 **City:** Burbank

Location: S Edison Rd E/O Cjon Justo **Date:** 1/17/2023

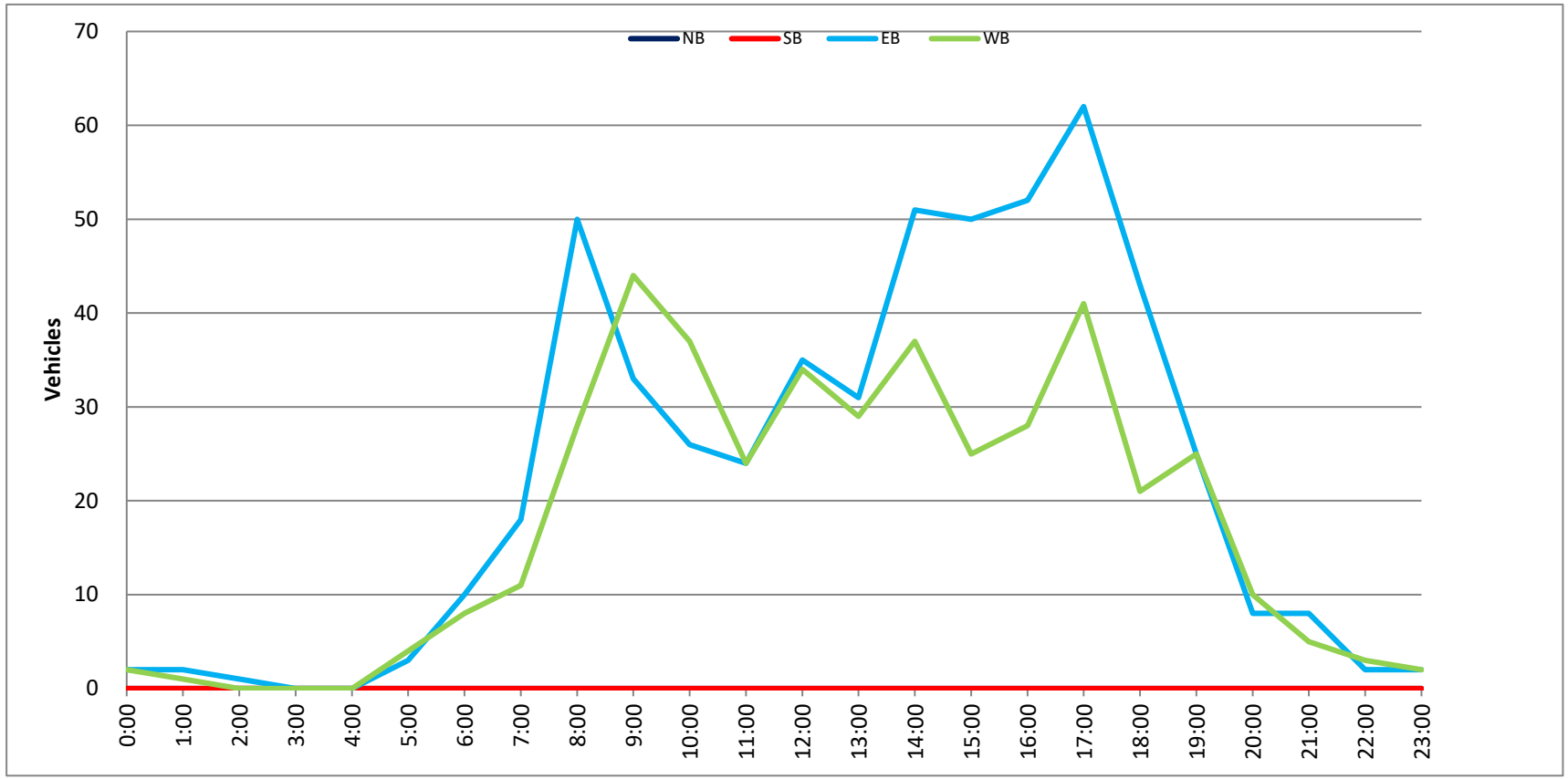

Prepared by National Data & Surveying Services

SPEED

S Edison Rd E/O Cjon Justo

Day: Wednesday
Date: 1/18/2023

City: Burbank
Project #: CA23_020030_002e

East Bound

Time	< 15	15 - 19	20 - 24	25 - 29	30 - 34	35 - 39	40 - 44	45 - 49	50 - 54	55 - 59	60 - 64	65 - 69	70 +	Total
0:00 AM	0	0	0	0	0	0	0	0	0	0	0	0	0	0
0:15	0	0	0	0	0	0	0	0	0	0	0	0	0	0
0:30	0	0	0	0	0	0	0	0	0	0	0	0	0	0
0:45	0	0	0	0	0	0	0	0	0	0	0	0	0	0
1:00	0	0	0	0	0	0	0	0	0	0	0	0	0	0
1:15	0	0	0	0	0	0	0	0	0	0	0	0	0	0
1:30	0	0	0	0	0	0	0	0	0	0	0	0	0	0
1:45	0	0	0	0	0	0	0	0	0	0	0	0	0	0
2:00	0	0	2	0	0	0	0	0	0	0	0	0	0	2
2:15	0	0	0	0	0	0	0	0	0	0	0	0	0	0
2:30	0	0	0	0	0	0	0	0	0	0	0	0	0	0
2:45	0	0	0	0	0	0	0	0	0	0	0	0	0	0
3:00	0	0	0	0	0	0	0	0	0	0	0	0	0	0
3:15	0	0	0	0	0	0	0	0	0	0	0	0	0	0
3:30	0	1	0	0	0	0	0	0	0	0	0	0	0	1
3:45	0	0	0	0	0	0	0	0	0	0	0	0	0	0
4:00	0	0	0	0	0	0	0	0	0	0	0	0	0	0
4:15	0	0	0	0	0	0	0	0	0	0	0	0	0	0
4:30	0	0	0	0	0	0	0	0	0	0	0	0	0	0
4:45	1	1	0	0	0	0	0	0	0	0	0	0	0	2
5:00	0	0	0	0	0	0	0	0	0	0	0	0	0	0
5:15	0	0	0	0	0	0	0	0	0	0	0	0	0	0
5:30	0	0	0	0	0	0	0	0	0	0	0	0	0	0
5:45	1	0	0	0	0	0	0	0	0	0	0	0	0	1
6:00	1	0	1	0	0	0	0	0	0	0	0	0	0	2
6:15	0	1	1	0	0	0	0	0	0	0	0	0	0	2
6:30	2	0	1	0	0	0	0	0	0	0	0	0	0	3
6:45	0	2	0	0	0	0	0	0	0	0	0	0	0	2
7:00	1	2	0	0	0	0	0	0	0	0	0	0	0	3
7:15	1	2	3	0	0	0	0	0	0	0	0	0	0	6
7:30	5	5	2	1	0	0	0	0	0	0	0	0	0	13
7:45	3	1	3	1	0	0	0	0	0	0	0	0	0	8
8:00	2	1	4	3	0	0	0	0	0	0	0	0	0	10
8:15	1	1	2	0	0	0	0	0	0	0	0	0	0	4
8:30	0	9	4	0	0	0	0	0	0	0	0	0	0	13
8:45	3	4	1	2	0	0	0	0	0	0	0	0	0	10
9:00	2	3	0	0	0	0	0	0	0	0	0	0	0	5
9:15	1	3	2	0	0	0	0	0	0	0	0	0	0	6
9:30	0	1	1	0	0	0	0	0	0	0	0	0	0	2
9:45	1	3	2	0	0	0	0	0	0	0	0	0	0	6
10:00	0	3	3	0	0	0	0	0	0	0	0	0	0	6
10:15	0	2	2	1	0	0	0	0	0	0	0	0	0	5
10:30	2	1	4	1	0	0	0	0	0	0	0	0	0	8
10:45	1	1	1	0	0	0	0	0	0	0	0	0	0	3
11:00	0	1	4	0	0	0	0	0	0	0	0	0	0	5
11:15	1	2	4	1	0	0	0	0	0	0	0	0	0	8
11:30	0	4	4	1	0	0	0	0	0	0	0	0	0	9
11:45	0	3	1	0	0	0	0	0	0	0	0	0	0	4
12:00 PM	0	2	4	0	0	0	0	0	0	0	0	0	0	6
12:15	0	3	2	2	0	0	0	0	0	0	0	0	0	7
12:30	1	2	5	0	0	0	0	0	0	0	0	0	0	8
12:45	0	2	2	2	0	0	0	0	0	0	0	0	0	6
13:00	2	2	4	1	0	0	0	0	0	0	0	0	0	9
13:15	2	2	2	2	0	0	0	0	0	0	0	0	0	8
13:30	0	3	5	1	0	0	0	0	0	0	0	0	0	9
13:45	1	5	3	2	0	0	0	0	0	0	0	0	0	11
14:00	3	1	5	0	0	0	0	0	0	0	0	0	0	9
14:15	1	3	3	2	0	0	0	0	0	0	0	0	0	9
14:30	0	5	4	1	0	0	0	0	0	0	0	0	0	10
14:45	2	2	7	1	0	0	0	0	0	0	0	0	0	12
15:00	1	1	5	1	0	0	0	0	0	0	0	0	0	8
15:15	2	8	11	0	0	0	0	0	0	0	0	0	0	21
15:30	0	6	5	2	1	0	0	0	0	0	0	0	0	14
15:45	3	3	8	0	0	0	0	0	0	0	0	0	0	14
16:00	0	3	5	1	0	0	0	0	0	0	0	0	0	9
16:15	3	5	7	0	1	0	0	0	0	0	0	0	0	16
16:30	4	6	6	4	0	0	0	0	0	0	0	0	0	20
16:45	2	3	5	0	0	0	0	0	0	0	0	0	0	10
17:00	0	6	2	2	0	0	0	0	0	0	0	0	0	10
17:15	3	5	3	0	0	0	0	0	0	0	0	0	0	11
17:30	0	6	3	3	0	0	0	0	0	0	0	0	0	12
17:45	1	4	3	2	0	0	0	0	0	0	0	0	0	10
18:00	1	3	6	3	0	0	0	0	0	0	0	0	0	13
18:15	1	3	4	0	0	0	0	0	0	0	0	0	0	8
18:30	0	3	6	1	0	0	0	0	0	0	0	0	0	10
18:45	2	1	3	1	0	0	0	0	0	0	0	0	0	7
19:00	0	1	7	1	0	0	0	0	0	0	0	0	0	9
19:15	1	2	2	1	0	0	0	0	0	0	0	0	0	6
19:30	0	1	4	0	0	0	0	0	0	0	0	0	0	5
19:45	0	1	2	0	0	0	0	0	0	0	0	0	0	3
20:00	1	1	1	0	0	0	0	0	0	0	0	0	0	3
20:15	0	0	3	0	0	0	0	0	0	0	0	0	0	3
20:30	0	2	2	0	0	0	0	0	0	0	0	0	0	4
20:45	0	2	3	2	0	0	0	0	0	0	0	0	0	7
21:00	1	2	0	0	0	0	0	0	0	0	0	0	0	3
21:15	0	0	0	1	0	0	0	0	0	0	0	0	0	1
21:30	0	2	0	0	0	0	0	0	0	0	0	0	0	2
21:45	0	0	1	0	0	0	0	0	0	0	0	0	0	1
22:00	0	0	0	0	0	0	0	0	0	0	0	0	0	0
22:15	0	2	0	0	0	0	0	0	0	0	0	0	0	2
22:30	0	1	0	0	0	0	0	0	0	0	0	0	0	1
22:45	0	0	0	0	0	0	0	0	0	0	0	0	0	0
23:00	0	0	1	0	0	0	0	0	0	0	0	0	0	1
23:15	0	1	0	0	0	0	0	0	0	0	0	0	0	1
23:30	0	0	0	0	0	0	0	0	0	0	0	0	0	0
23:45	0	0	1	0	0	0	0	0	0	0	0	0	0	1
Totals	67	173	207	50	2									499
% of Totals	13%	35%	41%	10%	0%									100%

AM Volumes	29	57	52	11	0	0	0	0	0	0	0	0	0	149
% AM	6%	11%	10%	2%										30%
AM Peak Hour	7:15	8:30	7:45	7:15										7:15
Volume	11	19	13	5										37
PM Volumes	38	116	155	39	2	0	0	0	0	0	0	0	0	350
% PM	8%	23%	31%	8%	0%									70%
PM Peak Hour	15:45	17:00	15:00	17:15	15:30									15:45
Volume	10	21	29	8	2									59

Directional Peak Periods	AM 7-9			NOON 12-2			PM 4-6			Off Peak Volumes		
All Classes	Volume	⟷	%	Volume	⟷	%	Volume	⟷	%	Volume	⟷	%
	67	⟷	13%	64	⟷	13%	98	⟷	20%	270	⟷	54%

Street Name	Direction	Percentiles					
		15th	50th	Average	85th	95th	ADT
S Edison Rd	East Bound	15	20	20	24	28	499
S Edison Rd	West Bound	8	15	15	22	25	458

ATTACHMENT 3 - 1003

Prepared by National Data & Surveying Services

SPEED

S Edison Rd E/O Cjon Justo

Day: Wednesday
Date: 1/18/2023

City: Burbank
Project #: CA23_020030_002w

West Bound

Time	< 15	15 - 19	20 - 24	25 - 29	30 - 34	35 - 39	40 - 44	45 - 49	50 - 54	55 - 59	60 - 64	65 - 69	70 +	Total
0:00 AM	0	0	0	0	0	0	0	0	0	0	0	0	0	0
0:15	0	0	0	0	0	0	0	0	0	0	0	0	0	0
0:30	0	0	0	0	0	0	0	0	0	0	0	0	0	0
0:45	0	0	0	0	0	0	0	0	0	0	0	0	0	0
1:00	0	0	0	0	0	0	0	0	0	0	0	0	0	0
1:15	0	0	0	0	0	0	0	0	0	0	0	0	0	0
1:30	0	0	0	0	0	0	0	0	0	0	0	0	0	0
1:45	0	0	0	0	0	0	0	0	0	0	0	0	0	0
2:00	0	0	0	0	0	0	0	0	0	0	0	0	0	0
2:15	0	0	0	0	0	0	0	0	0	0	0	0	0	0
2:30	0	0	0	0	0	0	0	0	0	0	0	0	0	0
2:45	0	0	0	0	0	0	0	0	0	0	0	0	0	0
3:00	0	0	0	0	0	0	0	0	0	0	0	0	0	0
3:15	0	0	0	0	0	0	0	0	0	0	0	0	0	0
3:30	0	0	0	0	0	0	0	0	0	0	0	0	0	0
3:45	1	0	0	0	0	0	0	0	0	0	0	0	0	1
4:00	0	0	0	0	0	0	0	0	0	0	0	0	0	0
4:15	0	0	0	0	0	0	0	0	0	0	0	0	0	0
4:30	0	0	0	0	0	0	0	0	0	0	0	0	0	0
4:45	0	1	0	0	0	0	0	0	0	0	0	0	0	1
5:00	0	0	0	0	0	0	0	0	0	0	0	0	0	0
5:15	0	0	1	0	0	0	0	0	0	0	0	0	0	1
5:30	0	0	0	0	0	0	0	0	0	0	0	0	0	0
5:45	1	1	0	3	0	0	0	0	0	0	0	0	0	5
6:00	4	0	0	0	0	0	0	0	0	0	0	0	0	4
6:15	1	0	0	1	0	0	0	0	0	0	0	0	0	2
6:30	1	0	0	0	0	0	0	0	0	0	0	0	0	1
6:45	3	0	1	0	0	0	0	0	0	0	0	0	0	4
7:00	1	1	0	1	0	0	0	0	0	0	0	0	0	3
7:15	2	0	0	0	0	0	0	0	0	0	0	0	0	2
7:30	0	2	0	0	0	0	0	0	0	0	0	0	0	2
7:45	5	0	3	0	0	0	0	0	0	0	0	0	0	8
8:00	1	3	1	1	0	0	0	0	0	0	0	0	0	6
8:15	3	2	0	0	0	0	0	0	0	0	0	0	0	5
8:30	1	3	4	0	0	0	0	0	0	0	0	0	0	8
8:45	4	5	1	1	0	0	0	0	0	0	0	0	0	11
9:00	7	2	0	0	0	0	0	0	0	0	0	0	0	9
9:15	5	0	1	0	0	0	0	0	0	0	0	0	0	6
9:30	5	2	2	1	0	0	0	0	0	0	0	0	0	10
9:45	3	2	4	0	0	0	0	0	0	0	0	0	0	9
10:00	7	2	0	0	0	0	0	0	0	0	0	0	0	9
10:15	2	3	2	0	0	0	0	0	0	0	0	0	0	7
10:30	4	1	2	0	0	0	0	0	0	0	0	0	0	7
10:45	3	3	2	0	0	0	0	0	0	0	0	0	0	8
11:00	2	3	2	0	0	0	0	0	0	0	0	0	0	7
11:15	4	5	1	0	0	0	0	0	0	0	0	0	0	10
11:30	3	2	1	0	0	0	0	0	0	0	0	0	0	6
11:45	3	1	0	0	0	0	0	0	0	0	0	0	0	4
12:00 PM	3	3	1	2	0	0	0	0	0	0	0	0	0	9
12:15	3	3	2	0	0	0	0	0	0	0	0	0	0	8
12:30	3	1	0	1	0	0	0	0	0	0	0	0	0	5
12:45	7	3	1	0	0	0	0	0	0	0	0	0	0	11
13:00	3	1	3	1	0	0	0	0	0	0	0	0	0	8
13:15	6	2	1	0	0	0	0	0	0	0	0	0	0	9
13:30	3	3	1	0	0	0	0	0	0	0	0	0	0	7
13:45	1	4	5	0	0	0	0	0	0	0	0	0	0	10
14:00	11	0	2	1	0	0	0	0	0	0	0	0	0	14
14:15	6	2	1	0	0	0	0	0	0	0	0	0	0	9
14:30	6	3	1	0	0	0	0	0	0	0	0	0	0	10
14:45	6	2	1	0	0	0	0	0	0	0	0	0	0	9
15:00	2	3	1	0	0	0	0	0	0	0	0	0	0	6
15:15	6	4	2	1	0	0	0	0	0	0	0	0	0	13
15:30	2	1	3	1	0	0	0	0	0	0	0	0	0	7
15:45	1	2	2	0	0	0	0	0	0	0	0	0	0	5
16:00	2	4	1	0	0	0	0	0	0	0	0	0	0	7
16:15	3	3	0	0	0	0	0	0	0	0	0	0	0	6
16:30	5	3	0	0	0	0	0	0	0	0	0	0	0	8
16:45	10	6	3	1	0	0	0	0	0	0	0	0	0	20
17:00	6	0	3	1	0	0	0	0	0	0	0	0	0	10
17:15	6	8	1	0	0	0	0	0	0	0	0	0	0	15
17:30	6	2	2	0	0	0	0	0	0	0	0	0	0	10
17:45	8	3	0	0	0	0	0	0	0	0	0	0	0	11
18:00	1	2	1	1	0	0	0	0	0	0	0	0	0	5
18:15	5	7	1	3	0	0	0	0	0	0	0	0	0	16
18:30	2	3	0	0	0	0	0	0	0	0	0	0	0	5
18:45	0	2	3	0	0	0	0	0	0	0	0	0	0	5
19:00	3	2	1	0	0	0	0	0	0	0	0	0	0	6
19:15	1	0	2	2	0	0	0	0	0	0	0	0	0	5
19:30	1	2	0	0	0	0	0	0	0	0	0	0	0	3
19:45	1	2	1	0	0	0	0	0	0	0	0	0	0	4
20:00	1	1	1	0	0	0	0	0	0	0	0	0	0	3
20:15	1	0	1	0	0	0	0	0	0	0	0	0	0	2
20:30	1	1	0	0	0	0	0	0	0	0	0	0	0	2
20:45	0	0	0	1	0	0	0	0	0	0	0	0	0	1
21:00	3	1	1	0	0	0	0	0	0	0	0	0	0	5
21:15	0	1	0	1	0	0	0	0	0	0	0	0	0	2
21:30	0	0	1	0	0	0	0	0	0	0	0	0	0	1
21:45	2	1	0	0	0	0	0	0	0	0	0	0	0	3
22:00	0	0	0	0	0	0	0	0	0	0	0	0	0	0
22:15	0	0	1	0	0	0	0	0	0	0	0	0	0	1
22:30	2	0	0	0	0	0	0	0	0	0	0	0	0	2
22:45	2	0	0	0	0	0	0	0	0	0	0	0	0	2
23:00	0	0	0	0	0	0	0	0	0	0	0	0	0	0
23:15	1	0	1	0	0	0	0	0	0	0	0	0	0	2
23:30	0	0	0	0	0	0	0	0	0	0	0	0	0	0
23:45	0	0	0	0	0	0	0	0	0	0	0	0	0	0
Totals	218	135	80	25										458
% of Totals	48%	29%	17%	5%										100%

AM Volumes	76	44	28	8	0	0	0	0	0	0	0	0	0	156
% AM	17%	10%	6%	2%										34%
AM Peak Hour	8:45	8:00	7:45	5:30										8:45
Volume	21	13	8	4										36
PM Volumes	142	91	52	17	0	0	0	0	0	0	0	0	0	302
% PM	31%	20%	11%	4%										66%
PM Peak Hour	14:00	16:30	13:00	17:30										16:45
Volume	29	17	10	4										55

Directional Peak Periods	AM 7-9			NOON 12-2			PM 4-6			Off Peak Volumes		
All Classes	Volume	⟷	%	Volume	⟷	%	Volume	⟷	%	Volume	⟷	%
	45		10%	67		15%	87		19%	259		57%

Street Name	Direction	Percentiles					
		15th	50th	Average	85th	95th	ADT
S Edison Rd	East Bound	15	20	20	24	28	499
S Edison Rd	West Bound	8	15	15	22	25	458

Prepared by National Data & Surveying Services

SPEED

S Edison Rd E/O Cjon Justo

Day: Wednesday
Date: 1/18/2023

City: Burbank
Project #: CA23_020030_002

Summary

Time	< 15	15 - 19	20 - 24	25 - 29	30 - 34	35 - 39	40 - 44	45 - 49	50 - 54	55 - 59	60 - 64	65 - 69	70 +	Total
0:00 AM	0	0	0	0	0	0	0	0	0	0	0	0	0	0
0:15	0	0	0	0	0	0	0	0	0	0	0	0	0	0
0:30	0	0	0	0	0	0	0	0	0	0	0	0	0	0
0:45	0	0	0	0	0	0	0	0	0	0	0	0	0	0
1:00	0	0	0	0	0	0	0	0	0	0	0	0	0	0
1:15	0	0	0	0	0	0	0	0	0	0	0	0	0	0
1:30	0	0	0	0	0	0	0	0	0	0	0	0	0	0
1:45	0	0	0	0	0	0	0	0	0	0	0	0	0	0
2:00	0	0	2	0	0	0	0	0	0	0	0	0	0	2
2:15	0	0	0	0	0	0	0	0	0	0	0	0	0	0
2:30	0	0	0	0	0	0	0	0	0	0	0	0	0	0
2:45	0	0	0	0	0	0	0	0	0	0	0	0	0	0
3:00	0	0	0	0	0	0	0	0	0	0	0	0	0	0
3:15	0	0	0	0	0	0	0	0	0	0	0	0	0	0
3:30	0	1	0	0	0	0	0	0	0	0	0	0	0	1
3:45	1	0	0	0	0	0	0	0	0	0	0	0	0	1
4:00	0	0	0	0	0	0	0	0	0	0	0	0	0	0
4:15	0	0	0	0	0	0	0	0	0	0	0	0	0	0
4:30	0	0	0	0	0	0	0	0	0	0	0	0	0	0
4:45	1	2	0	0	0	0	0	0	0	0	0	0	0	3
5:00	0	0	0	0	0	0	0	0	0	0	0	0	0	0
5:15	0	0	1	0	0	0	0	0	0	0	0	0	0	1
5:30	0	0	0	0	0	0	0	0	0	0	0	0	0	0
5:45	2	1	0	3	0	0	0	0	0	0	0	0	0	6
6:00	5	0	1	0	0	0	0	0	0	0	0	0	0	6
6:15	1	1	1	1	0	0	0	0	0	0	0	0	0	4
6:30	3	0	1	0	0	0	0	0	0	0	0	0	0	4
6:45	3	2	1	0	0	0	0	0	0	0	0	0	0	6
7:00	2	3	0	1	0	0	0	0	0	0	0	0	0	6
7:15	3	2	3	0	0	0	0	0	0	0	0	0	0	8
7:30	5	7	2	1	0	0	0	0	0	0	0	0	0	15
7:45	8	1	6	1	0	0	0	0	0	0	0	0	0	16
8:00	3	4	5	4	0	0	0	0	0	0	0	0	0	16
8:15	4	3	2	0	0	0	0	0	0	0	0	0	0	9
8:30	1	12	8	0	0	0	0	0	0	0	0	0	0	21
8:45	7	9	2	3	0	0	0	0	0	0	0	0	0	21
9:00	9	5	0	0	0	0	0	0	0	0	0	0	0	14
9:15	6	3	3	0	0	0	0	0	0	0	0	0	0	12
9:30	5	3	3	1	0	0	0	0	0	0	0	0	0	12
9:45	4	5	6	0	0	0	0	0	0	0	0	0	0	15
10:00	7	5	3	0	0	0	0	0	0	0	0	0	0	15
10:15	2	5	4	1	0	0	0	0	0	0	0	0	0	12
10:30	6	2	6	1	0	0	0	0	0	0	0	0	0	15
10:45	4	4	3	0	0	0	0	0	0	0	0	0	0	11
11:00	2	4	6	0	0	0	0	0	0	0	0	0	0	12
11:15	5	7	5	1	0	0	0	0	0	0	0	0	0	18
11:30	3	6	5	1	0	0	0	0	0	0	0	0	0	15
11:45	3	4	1	0	0	0	0	0	0	0	0	0	0	8
12:00 PM	3	5	5	2	0	0	0	0	0	0	0	0	0	15
12:15	3	6	4	2	0	0	0	0	0	0	0	0	0	15
12:30	4	3	5	1	0	0	0	0	0	0	0	0	0	13
12:45	7	5	3	2	0	0	0	0	0	0	0	0	0	17
13:00	5	3	7	2	0	0	0	0	0	0	0	0	0	17
13:15	8	4	3	2	0	0	0	0	0	0	0	0	0	17
13:30	3	6	6	1	0	0	0	0	0	0	0	0	0	16
13:45	2	9	8	2	0	0	0	0	0	0	0	0	0	21
14:00	14	1	7	1	0	0	0	0	0	0	0	0	0	23
14:15	7	5	4	2	0	0	0	0	0	0	0	0	0	18
14:30	6	8	5	1	0	0	0	0	0	0	0	0	0	20
14:45	8	4	8	1	0	0	0	0	0	0	0	0	0	21
15:00	3	4	6	1	0	0	0	0	0	0	0	0	0	14
15:15	8	12	13	1	0	0	0	0	0	0	0	0	0	34
15:30	2	7	8	3	1	0	0	0	0	0	0	0	0	21
15:45	4	5	10	0	0	0	0	0	0	0	0	0	0	19
16:00	2	7	6	1	0	0	0	0	0	0	0	0	0	16
16:15	6	8	7	0	1	0	0	0	0	0	0	0	0	22
16:30	9	9	6	4	0	0	0	0	0	0	0	0	0	28
16:45	12	9	8	1	0	0	0	0	0	0	0	0	0	30
17:00	6	6	5	3	0	0	0	0	0	0	0	0	0	20
17:15	9	13	4	0	0	0	0	0	0	0	0	0	0	26
17:30	6	8	5	3	0	0	0	0	0	0	0	0	0	22
17:45	9	7	3	2	0	0	0	0	0	0	0	0	0	21
18:00	2	5	7	4	0	0	0	0	0	0	0	0	0	18
18:15	6	10	5	3	0	0	0	0	0	0	0	0	0	24
18:30	2	6	6	1	0	0	0	0	0	0	0	0	0	15
18:45	2	3	6	1	0	0	0	0	0	0	0	0	0	12
19:00	3	3	8	1	0	0	0	0	0	0	0	0	0	15
19:15	2	2	4	3	0	0	0	0	0	0	0	0	0	11
19:30	1	3	4	0	0	0	0	0	0	0	0	0	0	8
19:45	1	3	3	0	0	0	0	0	0	0	0	0	0	7
20:00	2	2	2	0	0	0	0	0	0	0	0	0	0	6
20:15	1	0	4	0	0	0	0	0	0	0	0	0	0	5
20:30	1	3	2	0	0	0	0	0	0	0	0	0	0	6
20:45	0	2	3	3	0	0	0	0	0	0	0	0	0	8
21:00	4	3	1	0	0	0	0	0	0	0	0	0	0	8
21:15	0	1	0	2	0	0	0	0	0	0	0	0	0	3
21:30	0	2	1	0	0	0	0	0	0	0	0	0	0	3
21:45	2	1	1	0	0	0	0	0	0	0	0	0	0	4
22:00	0	0	0	0	0	0	0	0	0	0	0	0	0	0
22:15	0	2	1	0	0	0	0	0	0	0	0	0	0	3
22:30	2	1	0	0	0	0	0	0	0	0	0	0	0	3
22:45	2	0	0	0	0	0	0	0	0	0	0	0	0	2
23:00	0	0	1	0	0	0	0	0	0	0	0	0	0	1
23:15	1	1	1	0	0	0	0	0	0	0	0	0	0	3
23:30	0	0	0	0	0	0	0	0	0	0	0	0	0	0
23:45	0	0	1	0	0	0	0	0	0	0	0	0	0	1
Totals	285	308	287	75	2									957
% of Totals	30%	32%	30%	8%	0%									100%

AM Volumes	105	101	80	19	0	0	0	0	0	0	0	0	0	305
% AM	11%	11%	8%	2%										32%
AM Peak Hour	8:45	8:15	7:45	8:00										8:30
Volume	27	29	21	7										68
PM Volumes	180	207	207	56	2	0	0	0	0	0	0	0	0	652
% PM	19%	22%	22%	6%	0%									68%
PM Peak Hour	16:30	16:30	15:00	17:30	15:30									16:30
Volume	36	37	37	12	2									104

Directional Peak Periods	AM 7-9			NOON 12-2			PM 4-6			Off Peak Volumes		
All Classes	Volume	⟷	%	Volume	⟷	%	Volume	⟷	%	Volume	⟷	%
	112		12%	131		14%	185		19%	529		55%

Street Name	Direction	Percentiles					
		15th	50th	Average	85th	95th	ADT
S Edison Rd	Summary	10	18	18	24	27	957

Prepared by National Data & Surveying Services

SPEED

S Edison Rd E/O Cjon Justo

Day: Wednesday
Date: 1/18/2023

City: Burbank
Project #: CA23_020030_002e

East Bound

Time	< 15	15 - 19	20 - 24	25 - 29	30 - 34	35 - 39	40 - 44	45 - 49	50 - 54	55 - 59	60 - 64	65 - 69	70 +	Total
0:00 AM	0	0	0	0	0	0	0	0	0	0	0	0	0	0
1:00	0	0	0	0	0	0	0	0	0	0	0	0	0	0
2:00	0	0	2	0	0	0	0	0	0	0	0	0	0	2
3:00	0	1	0	0	0	0	0	0	0	0	0	0	0	1
4:00	1	1	0	0	0	0	0	0	0	0	0	0	0	2
5:00	1	0	0	0	0	0	0	0	0	0	0	0	0	1
6:00	3	3	3	0	0	0	0	0	0	0	0	0	0	9
7:00	10	10	8	2	0	0	0	0	0	0	0	0	0	30
8:00	6	15	11	5	0	0	0	0	0	0	0	0	0	37
9:00	4	10	5	0	0	0	0	0	0	0	0	0	0	19
10:00	3	7	10	2	0	0	0	0	0	0	0	0	0	22
11:00	1	10	13	2	0	0	0	0	0	0	0	0	0	26
12:00 PM	1	9	13	4	0	0	0	0	0	0	0	0	0	27
13:00	5	12	14	6	0	0	0	0	0	0	0	0	0	37
14:00	6	11	19	4	0	0	0	0	0	0	0	0	0	40
15:00	6	18	29	3	1	0	0	0	0	0	0	0	0	57
16:00	9	17	23	5	1	0	0	0	0	0	0	0	0	55
17:00	4	21	11	7	0	0	0	0	0	0	0	0	0	43
18:00	4	10	19	5	0	0	0	0	0	0	0	0	0	38
19:00	1	5	15	2	0	0	0	0	0	0	0	0	0	23
20:00	1	5	9	2	0	0	0	0	0	0	0	0	0	17
21:00	1	4	1	1	0	0	0	0	0	0	0	0	0	7
22:00	0	3	0	0	0	0	0	0	0	0	0	0	0	3
23:00	0	1	2	0	0	0	0	0	0	0	0	0	0	3
Totals	67	173	207	50	2									499
% of Totals	13%	35%	41%	10%	0%									100%

AM Volumes	29	57	52	11	0	0	0	0	0	0	0	0	0	149
% AM	6%	11%	10%	2%										30%
AM Peak Hour	7:00	8:00	11:00	8:00										8:00
Volume	10	15	13	5										37
PM Volumes	38	116	155	39	2	0	0	0	0	0	0	0	0	350
% PM	8%	23%	31%	8%	0%									70%
PM Peak Hour	16:00	17:00	15:00	17:00	15:00									15:00
Volume	9	21	29	7	1									57

Directional Peak Periods	AM 7-9			NOON 12-2			PM 4-6			Off Peak Volumes		
All Speeds	Volume	↔	%	Volume	↔	%	Volume	↔	%	Volume	↔	%
	67		13%	64		13%	98		20%	270		54%

Street Name	Direction	Percentiles					
		15th	50th	Average	85th	95th	ADT
S Edison Rd	East Bound	15	20	20	24	28	499
S Edison Rd	West Bound	8	15	15	22	25	458

Prepared by National Data & Surveying Services

SPEED

S Edison Rd E/O Cjon Justo

Day: Wednesday
Date: 1/18/2023

City: Burbank
Project #: CA23_020030_002w

West Bound

Time	< 15	15 - 19	20 - 24	25 - 29	30 - 34	35 - 39	40 - 44	45 - 49	50 - 54	55 - 59	60 - 64	65 - 69	70 +	Total
0:00 AM	0	0	0	0	0	0	0	0	0	0	0	0	0	0
1:00	0	0	0	0	0	0	0	0	0	0	0	0	0	0
2:00	0	0	0	0	0	0	0	0	0	0	0	0	0	0
3:00	1	0	0	0	0	0	0	0	0	0	0	0	0	1
4:00	0	1	0	0	0	0	0	0	0	0	0	0	0	1
5:00	1	1	1	3	0	0	0	0	0	0	0	0	0	6
6:00	9	0	1	1	0	0	0	0	0	0	0	0	0	11
7:00	8	3	3	1	0	0	0	0	0	0	0	0	0	15
8:00	9	13	6	2	0	0	0	0	0	0	0	0	0	30
9:00	20	6	7	1	0	0	0	0	0	0	0	0	0	34
10:00	16	9	6	0	0	0	0	0	0	0	0	0	0	31
11:00	12	11	4	0	0	0	0	0	0	0	0	0	0	27
12:00 PM	16	10	4	3	0	0	0	0	0	0	0	0	0	33
13:00	13	10	10	1	0	0	0	0	0	0	0	0	0	34
14:00	29	7	5	1	0	0	0	0	0	0	0	0	0	42
15:00	11	10	8	2	0	0	0	0	0	0	0	0	0	31
16:00	20	16	4	1	0	0	0	0	0	0	0	0	0	41
17:00	26	13	6	1	0	0	0	0	0	0	0	0	0	46
18:00	8	14	5	4	0	0	0	0	0	0	0	0	0	31
19:00	6	6	4	2	0	0	0	0	0	0	0	0	0	18
20:00	3	2	2	1	0	0	0	0	0	0	0	0	0	8
21:00	5	3	2	1	0	0	0	0	0	0	0	0	0	11
22:00	4	0	1	0	0	0	0	0	0	0	0	0	0	5
23:00	1	0	1	0	0	0	0	0	0	0	0	0	0	2
Totals	218	135	80	25										458
% of Totals	48%	29%	17%	5%										100%

AM Volumes	76	44	28	8	0	0	0	0	0	0	0	0	0	156
% AM	17%	10%	6%	2%										34%
AM Peak Hour	9:00	8:00	9:00	5:00										9:00
Volume	20	13	7	3										34
PM Volumes	142	91	52	17	0	0	0	0	0	0	0	0	0	302
% PM	31%	20%	11%	4%										66%
PM Peak Hour	14:00	16:00	13:00	18:00										17:00
Volume	29	16	10	4										46

Directional Peak Periods	AM 7-9			NOON 12-2			PM 4-6			Off Peak Volumes		
All Speeds	Volume		%	Volume		%	Volume		%	Volume		%
	45	↔	10%	67	↔	15%	87	↔	19%	259	↔	57%

Street Name	Direction	Percentiles					
		15th	50th	Average	85th	95th	ADT
S Edison Rd	East Bound	15	20	20	24	28	499
S Edison Rd	West Bound	8	15	15	22	25	458

Prepared by National Data & Surveying Services

SPEED

S Edison Rd E/O Cjon Justo

Day: Wednesday
Date: 1/18/2023

City: Burbank
Project #: CA23_020030_002

Summary

Time	< 15	15 - 19	20 - 24	25 - 29	30 - 34	35 - 39	40 - 44	45 - 49	50 - 54	55 - 59	60 - 64	65 - 69	70 +	Total
0:00 AM	0	0	0	0	0	0	0	0	0	0	0	0	0	0
1:00	0	0	0	0	0	0	0	0	0	0	0	0	0	0
2:00	0	0	2	0	0	0	0	0	0	0	0	0	0	2
3:00	1	1	0	0	0	0	0	0	0	0	0	0	0	2
4:00	1	2	0	0	0	0	0	0	0	0	0	0	0	3
5:00	2	1	1	3	0	0	0	0	0	0	0	0	0	7
6:00	12	3	4	1	0	0	0	0	0	0	0	0	0	20
7:00	18	13	11	3	0	0	0	0	0	0	0	0	0	45
8:00	15	28	17	7	0	0	0	0	0	0	0	0	0	67
9:00	24	16	12	1	0	0	0	0	0	0	0	0	0	53
10:00	19	16	16	2	0	0	0	0	0	0	0	0	0	53
11:00	13	21	17	2	0	0	0	0	0	0	0	0	0	53
12:00 PM	17	19	17	7	0	0	0	0	0	0	0	0	0	60
13:00	18	22	24	7	0	0	0	0	0	0	0	0	0	71
14:00	35	18	24	5	0	0	0	0	0	0	0	0	0	82
15:00	17	28	37	5	1	0	0	0	0	0	0	0	0	88
16:00	29	33	27	6	1	0	0	0	0	0	0	0	0	96
17:00	30	34	17	8	0	0	0	0	0	0	0	0	0	89
18:00	12	24	24	9	0	0	0	0	0	0	0	0	0	69
19:00	7	11	19	4	0	0	0	0	0	0	0	0	0	41
20:00	4	7	11	3	0	0	0	0	0	0	0	0	0	25
21:00	6	7	3	2	0	0	0	0	0	0	0	0	0	18
22:00	4	3	1	0	0	0	0	0	0	0	0	0	0	8
23:00	1	1	3	0	0	0	0	0	0	0	0	0	0	5
Totals	285	308	287	75	2									957
% of Totals	30%	32%	30%	8%	0%									100%

AM Volumes	105	101	80	19	0	0	0	0	0	0	0	0	0	305
% AM	11%	11%	8%	2%										32%
AM Peak Hour	9:00	8:00	8:00	8:00										8:00
Volume	24	28	17	7										67
PM Volumes	180	207	207	56	2	0	0	0	0	0	0	0	0	652
% PM	19%	22%	22%	6%	0%									68%
PM Peak Hour	14:00	17:00	15:00	18:00	15:00									16:00
Volume	35	34	37	9	1									96

Directional Peak Periods	AM 7-9			NOON 12-2			PM 4-6			Off Peak Volumes		
All Speeds	Volume		%	Volume		%	Volume		%	Volume		%
	112	↔	12%	131	↔	14%	185	↔	19%	529	↔	55%

Street Name	Direction	Percentiles					
		15th	50th	Average	85th	95th	ADT
S Edison Rd	Summary	10	18	18	24	27	957

ATTACHMENT 3 - 1008

Prepared by NDS/ATD

Prepared by National Data & Surveying Services

VOLUME

S Edison Rd E/O Cjon Justo

Day: Wednesday
Date: 1/18/2023

City: Burbank
Project #: CA23_020030_002

DAILY TOTALS	NB	SB	EB	WB	Total
	0	0	499	458	957

AM Period	NB	SB	EB		WB		TOTAL		PM Period	NB	SB	EB		WB		TOTAL	
0:00	0	0	0		0				12:00	0	0	6		9		15	
0:15	0	0	0		0				12:15	0	0	7		8		15	
0:30	0	0	0		0				12:30	0	0	8		5		13	
0:45	0	0	0		0				12:45	0	0	6	27	11	33	17	60
1:00	0	0	0		0				13:00	0	0	9		8		17	
1:15	0	0	0		0				13:15	0	0	8		9		17	
1:30	0	0	0		0				13:30	0	0	9		7		16	
1:45	0	0	0		0				13:45	0	0	11	37	10	34	21	71
2:00	0	0	2		0		2		14:00	0	0	9		14		23	
2:15	0	0	0		0				14:15	0	0	9		9		18	
2:30	0	0	0		0				14:30	0	0	10		10		20	
2:45	0	0	0	2	0			2	14:45	0	0	12	40	9	42	21	82
3:00	0	0	0		0				15:00	0	0	8		6		14	
3:15	0	0	0		0				15:15	0	0	21		13		34	
3:30	0	0	1		0		1		15:30	0	0	14		7		21	
3:45	0	0	0	1	1	1	1	2	15:45	0	0	14	57	5	31	19	88
4:00	0	0	0		0				16:00	0	0	9		7		16	
4:15	0	0	0		0				16:15	0	0	16		6		22	
4:30	0	0	0		0				16:30	0	0	20		8		28	
4:45	0	0	2	2	1	1	3	3	16:45	0	0	10	55	20	41	30	96
5:00	0	0	0		0				17:00	0	0	10		10		20	
5:15	0	0	0		1		1		17:15	0	0	11		15		26	
5:30	0	0	0		0				17:30	0	0	12		10		22	
5:45	0	0	1	1	5	6	6	7	17:45	0	0	10	43	11	46	21	89
6:00	0	0	2		4		6		18:00	0	0	13		5		18	
6:15	0	0	2		2		4		18:15	0	0	8		16		24	
6:30	0	0	3		1		4		18:30	0	0	10		5		15	
6:45	0	0	2	9	4	11	6	20	18:45	0	0	7	38	5	31	12	69
7:00	0	0	3		3		6		19:00	0	0	9		6		15	
7:15	0	0	6		2		8		19:15	0	0	6		5		11	
7:30	0	0	13		2		15		19:30	0	0	5		3		8	
7:45	0	0	8	30	8	15	16	45	19:45	0	0	3	23	4	18	7	41
8:00	0	0	10		6		16		20:00	0	0	3		3		6	
8:15	0	0	4		5		9		20:15	0	0	3		2		5	
8:30	0	0	13		8		21		20:30	0	0	4		2		6	
8:45	0	0	10	37	11	30	21	67	20:45	0	0	7	17	1	8	8	25
9:00	0	0	5		9		14		21:00	0	0	3		5		8	
9:15	0	0	6		6		12		21:15	0	0	1		2		3	
9:30	0	0	2		10		12		21:30	0	0	2		1		3	
9:45	0	0	6	19	9	34	15	53	21:45	0	0	1	7	3	11	4	18
10:00	0	0	6		9		15		22:00	0	0	0		0			
10:15	0	0	5		7		12		22:15	0	0	2		1		3	
10:30	0	0	8		7		15		22:30	0	0	1		2		3	
10:45	0	0	3	22	8	31	11	53	22:45	0	0	0	3	2	5	2	8
11:00	0	0	5		7		12		23:00	0	0	1		0		1	
11:15	0	0	8		10		18		23:15	0	0	1		2		3	
11:30	0	0	9		6		15		23:30	0	0	0		0			
11:45	0	0	4	26	4	27	8	53	23:45	0	0	1	3	0	2	1	5
TOTALS				149		156		305	TOTALS				350		302		652
SPLIT %				48.9%		51.1%		31.9%	SPLIT %				53.7%		46.3%		68.1%

DAILY TOTALS	NB	SB	EB	WB	Total
	0	0	499	458	957

AM Peak Hour			7:15	8:45	8:30	PM Peak Hour			15:45	16:45	16:30
AM Pk Volume			37	36	68	PM Pk Volume			59	55	104
Pk Hr Factor			0.712	0.818	0.810	Pk Hr Factor			0.738	0.688	0.867
7 - 9 Volume	0	0	67	45	112	4 - 6 Volume	0	0	98	87	185
7 - 9 Peak Hour			7:15	8:00	8:00	4 - 6 Peak Hour			16:15	16:45	16:30
7 - 9 Pk Volume	0	0	37	30	67	4 - 6 Pk Volume	0	0	56	55	104
Pk Hr Factor	0.000	0.000	0.712	0.682	0.798	Pk Hr Factor	0.000	0.000	0.700	0.688	0.867

Prepared by NDS/ATD

Project #: CA23_020030_002 **City:** Burbank

Location: S Edison Rd E/O Cjon Justo **Date:** 1/18/2023

Prepared by National Data & Surveying Services

SPEED

S Edison Rd E/O Cjon Justo

Day: Thursday
Date: 1/19/2023

City: Burbank
Project #: CA23_020030_002e

East Bound

Time	< 15	15 - 19	20 - 24	25 - 29	30 - 34	35 - 39	40 - 44	45 - 49	50 - 54	55 - 59	60 - 64	65 - 69	70 +	Total
0:00 AM	0	0	1	0	0	0	0	0	0	0	0	0	0	1
0:15	0	0	1	0	0	0	0	0	0	0	0	0	0	1
0:30	0	1	0	0	0	0	0	0	0	0	0	0	0	1
0:45	0	0	0	0	0	0	0	0	0	0	0	0	0	0
1:00	0	0	0	0	0	0	0	0	0	0	0	0	0	0
1:15	0	0	0	0	0	0	0	0	0	0	0	0	0	0
1:30	0	0	0	0	0	0	0	0	0	0	0	0	0	0
1:45	0	0	0	0	0	0	0	0	0	0	0	0	0	0
2:00	0	0	0	0	0	0	0	0	0	0	0	0	0	0
2:15	0	0	1	0	0	0	0	0	0	0	0	0	0	1
2:30	0	0	0	0	0	0	0	0	0	0	0	0	0	0
2:45	0	0	0	0	0	0	0	0	0	0	0	0	0	0
3:00	0	0	0	0	0	0	0	0	0	0	0	0	0	0
3:15	1	0	0	0	0	0	0	0	0	0	0	0	0	1
3:30	0	0	0	0	0	0	0	0	0	0	0	0	0	0
3:45	0	0	0	0	0	0	0	0	0	0	0	0	0	0
4:00	0	0	0	0	0	0	0	0	0	0	0	0	0	0
4:15	0	0	0	0	0	0	0	0	0	0	0	0	0	0
4:30	0	0	1	0	0	0	0	0	0	0	0	0	0	1
4:45	0	0	0	0	0	0	0	0	0	0	0	0	0	0
5:00	0	0	0	0	0	0	0	0	0	0	0	0	0	0
5:15	0	0	0	0	0	0	0	0	0	0	0	0	0	0
5:30	0	0	1	0	0	0	0	0	0	0	0	0	0	1
5:45	0	0	0	0	0	0	0	0	0	0	0	0	0	0
6:00	0	2	1	0	0	0	0	0	0	0	0	0	0	3
6:15	0	0	0	0	0	0	0	0	0	0	0	0	0	0
6:30	0	0	3	0	0	0	0	0	0	0	0	0	0	3
6:45	0	1	1	0	0	0	0	0	0	0	0	0	0	2
7:00	1	0	1	0	0	0	0	0	0	0	0	0	0	2
7:15	0	0	0	0	0	0	0	0	0	0	0	0	0	0
7:30	2	3	0	2	0	0	0	0	0	0	0	0	0	7
7:45	0	1	4	2	0	0	0	0	0	0	0	0	0	7
8:00	2	3	2	1	0	0	0	0	0	0	0	0	0	8
8:15	2	3	7	1	0	0	0	0	0	0	0	0	0	13
8:30	3	10	5	0	0	0	0	0	0	0	0	0	0	18
8:45	1	5	6	2	0	0	0	0	0	0	0	0	0	14
9:00	0	5	1	2	0	0	0	0	0	0	0	0	0	8
9:15	1	3	2	1	0	0	0	0	0	0	0	0	0	7
9:30	1	6	2	1	1	0	0	0	0	0	0	0	0	11
9:45	0	2	0	1	0	0	0	0	0	0	0	0	0	3
10:00	3	3	3	0	0	0	0	0	0	0	0	0	0	9
10:15	0	3	0	0	0	0	0	0	0	0	0	0	0	3
10:30	0	1	1	0	0	0	0	0	0	0	0	0	0	2
10:45	1	3	3	0	0	0	0	0	0	0	0	0	0	7
11:00	1	2	2	0	0	0	0	0	0	0	0	0	0	5
11:15	0	1	6	0	0	0	0	0	0	0	0	0	0	7
11:30	0	5	4	0	0	0	0	0	0	0	0	0	0	9
11:45	0	4	4	0	0	0	0	0	0	0	0	0	0	8
12:00 PM	2	3	5	0	0	0	0	0	0	0	0	0	0	10
12:15	1	3	3	1	0	0	0	0	0	0	0	0	0	8
12:30	1	3	2	2	0	0	0	0	0	0	0	0	0	8
12:45	0	5	5	0	0	0	0	0	0	0	0	0	0	10
13:00	1	1	3	3	0	0	0	0	0	0	0	0	0	8
13:15	2	3	4	1	0	0	0	0	0	0	0	0	0	10
13:30	1	6	7	0	0	0	0	0	0	0	0	0	0	14
13:45	1	0	7	2	0	0	0	0	0	0	0	0	0	10
14:00	1	4	9	1	0	0	0	0	0	0	0	0	0	15
14:15	1	2	3	1	0	0	0	0	0	0	0	0	0	7
14:30	0	4	1	2	0	0	0	0	0	0	0	0	0	7
14:45	1	4	4	1	0	0	0	0	0	0	0	0	0	10
15:00	2	3	7	1	0	0	0	0	0	0	0	0	0	13
15:15	0	9	5	3	0	0	0	0	0	0	0	0	0	17
15:30	1	2	3	0	0	0	0	0	0	0	0	0	0	6
15:45	2	0	7	2	0	0	0	0	0	0	0	0	0	11
16:00	0	3	4	2	0	0	0	0	0	0	0	0	0	9
16:15	3	1	1	1	0	0	0	0	0	0	0	0	0	6
16:30	0	5	5	2	0	0	0	0	0	0	0	0	0	12
16:45	0	2	3	1	0	0	0	0	0	0	0	0	0	6
17:00	1	4	6	2	0	0	0	0	0	0	0	0	0	13
17:15	0	3	5	0	0	0	0	0	0	0	0	0	0	8
17:30	0	7	6	0	0	0	0	0	0	0	0	0	0	13
17:45	1	6	6	1	0	0	0	0	0	0	0	0	0	14
18:00	2	5	3	1	0	0	0	0	0	0	0	0	0	11
18:15	0	2	3	1	0	0	0	0	0	0	0	0	0	6
18:30	0	3	2	2	0	0	0	0	0	0	0	0	0	7
18:45	2	3	1	2	0	0	0	0	0	0	0	0	0	8
19:00	0	3	4	1	0	0	0	0	0	0	0	0	0	8
19:15	0	0	3	2	0	0	0	0	0	0	0	0	0	5
19:30	0	1	0	1	0	0	0	0	0	0	0	0	0	2
19:45	0	1	1	0	0	0	0	0	0	0	0	0	0	2
20:00	0	1	0	0	0	0	0	0	0	0	0	0	0	1
20:15	1	2	1	0	0	0	0	0	0	0	0	0	0	4
20:30	0	1	2	1	0	0	0	0	0	0	0	0	0	4
20:45	0	0	1	0	0	0	0	0	0	0	0	0	0	1
21:00	0	0	1	1	0	0	0	0	0	0	0	0	0	2
21:15	0	2	1	1	1	0	0	0	0	0	0	0	0	5
21:30	0	0	0	0	0	0	0	0	0	0	0	0	0	0
21:45	0	1	1	0	0	0	0	0	0	0	0	0	0	2
22:00	0	1	0	0	0	0	0	0	0	0	0	0	0	1
22:15	0	0	0	0	0	0	0	0	0	0	0	0	0	0
22:30	0	1	0	0	0	0	0	0	0	0	0	0	0	1
22:45	1	1	1	0	0	0	0	0	0	0	0	0	0	3
23:00	0	0	1	0	0	0	0	0	0	0	0	0	0	1
23:15	0	1	1	0	0	0	0	0	0	0	0	0	0	2
23:30	0	0	1	0	0	0	0	0	0	0	0	0	0	1
23:45	0	0	0	0	0	0	0	0	0	0	0	0	0	0
Totals	47	179	202	55	2									485
% of Totals	10%	37%	42%	11%	0%									100%

AM Volumes	19	67	63	13	1	0	0	0	0	0	0	0	0	163
% AM	4%	14%	13%	3%	0%									34%
AM Peak Hour	8:00	8:15	8:00	7:30	8:45									8:00
Volume	8	23	20	6	1									53
PM Volumes	28	112	139	42	1	0	0	0	0	0	0	0	0	322
% PM	6%	23%	29%	9%	0%									66%
PM Peak Hour	15:30	17:15	13:15	14:30	20:30									13:15
Volume	6	21	27	7	1									49

Directional Peak Periods	AM 7-9			NOON 12-2			PM 4-6			Off Peak Volumes		
All Classes	Volume	⟷	%	Volume	⟷	%	Volume	⟷	%	Volume	⟷	%
	69	⟷	14%	78	⟷	16%	81	⟷	17%	257	⟷	53%

Street Name	Direction	Percentiles					
		15th	50th	Average	85th	95th	ADT
S Edison Rd	East Bound	16	20	20	25	28	485
S Edison Rd	West Bound	8	15	15	22	24	453

ATTACHMENT 3 - 1011

Prepared by National Data & Surveying Services

SPEED

S Edison Rd E/O Cjon Justo

Day: Thursday
Date: 1/19/2023

City: Burbank
Project #: CA23_020030_002w

West Bound

Time	< 15	15 - 19	20 - 24	25 - 29	30 - 34	35 - 39	40 - 44	45 - 49	50 - 54	55 - 59	60 - 64	65 - 69	70 +	Total
0:00 AM	0	0	0	0	0	0	0	0	0	0	0	0	0	0
0:15	0	0	0	0	0	0	0	0	0	0	0	0	0	0
0:30	0	0	0	0	0	0	0	0	0	0	0	0	0	0
0:45	0	0	0	0	0	0	0	0	0	0	0	0	0	0
1:00	0	1	0	0	0	0	0	0	0	0	0	0	0	1
1:15	0	0	0	0	0	0	0	0	0	0	0	0	0	0
1:30	0	0	0	0	0	0	0	0	0	0	0	0	0	0
1:45	0	0	0	0	0	0	0	0	0	0	0	0	0	0
2:00	0	0	0	0	0	0	0	0	0	0	0	0	0	0
2:15	0	0	0	0	0	0	0	0	0	0	0	0	0	0
2:30	0	0	0	0	0	0	0	0	0	0	0	0	0	0
2:45	0	0	0	0	0	0	0	0	0	0	0	0	0	0
3:00	0	1	0	0	0	0	0	0	0	0	0	0	0	1
3:15	1	0	0	0	0	0	0	0	0	0	0	0	0	1
3:30	0	0	0	0	0	0	0	0	0	0	0	0	0	0
3:45	0	0	0	0	0	0	0	0	0	0	0	0	0	0
4:00	0	0	0	0	0	0	0	0	0	0	0	0	0	0
4:15	1	0	0	0	0	0	0	0	0	0	0	0	0	1
4:30	0	0	0	0	0	0	0	0	0	0	0	0	0	0
4:45	0	0	1	0	0	0	0	0	0	0	0	0	0	1
5:00	1	0	0	0	0	0	0	0	0	0	0	0	0	1
5:15	0	0	0	0	0	0	0	0	0	0	0	0	0	0
5:30	1	0	0	0	0	0	0	0	0	0	0	0	0	1
5:45	2	0	1	0	0	0	0	0	0	0	0	0	0	3
6:00	3	0	0	0	0	0	0	0	0	0	0	0	0	3
6:15	1	0	3	0	0	0	0	0	0	0	0	0	0	4
6:30	2	0	0	0	0	0	0	0	0	0	0	0	0	2
6:45	0	2	0	0	0	0	0	0	0	0	0	0	0	2
7:00	1	1	1	0	0	0	0	0	0	0	0	0	0	3
7:15	3	2	0	0	0	0	0	0	0	0	0	0	0	5
7:30	0	0	0	1	0	0	0	0	0	0	0	0	0	1
7:45	4	1	1	0	0	0	0	0	0	0	0	0	0	6
8:00	2	1	2	0	0	0	0	0	0	0	0	0	0	5
8:15	3	2	1	0	0	0	0	0	0	0	0	0	0	6
8:30	1	3	1	0	0	0	0	0	0	0	0	0	0	5
8:45	4	4	2	1	0	0	0	0	0	0	0	0	0	11
9:00	7	5	0	0	0	0	0	0	0	0	0	0	0	12
9:15	1	4	1	0	0	0	0	0	0	0	0	0	0	6
9:30	5	5	1	0	0	0	0	0	0	0	0	0	0	11
9:45	5	2	0	0	0	0	0	0	0	0	0	0	0	7
10:00	4	2	0	0	0	0	0	0	0	0	0	0	0	6
10:15	3	3	1	0	0	0	0	0	0	0	0	0	0	7
10:30	5	2	2	0	0	0	0	0	0	0	0	0	0	9
10:45	7	5	1	0	0	0	0	0	0	0	0	0	0	13
11:00	8	3	2	0	0	0	0	0	0	0	0	0	0	13
11:15	6	0	1	0	0	0	0	0	0	0	0	0	0	7
11:30	3	2	1	0	0	0	0	0	0	0	0	0	0	6
11:45	6	3	4	0	0	0	0	0	0	0	0	0	0	13
12:00 PM	3	2	1	1	0	0	0	0	0	0	0	0	0	7
12:15	3	1	0	0	0	0	0	0	0	0	0	0	0	4
12:30	5	2	1	0	0	0	0	0	0	0	0	0	0	8
12:45	5	3	3	0	0	0	0	0	0	0	0	0	0	11
13:00	6	1	3	0	0	0	0	0	0	0	0	0	0	10
13:15	6	1	2	0	0	0	0	0	0	0	0	0	0	9
13:30	3	2	1	0	0	0	0	0	0	0	0	0	0	6
13:45	4	5	0	0	0	0	0	0	0	0	0	0	0	9
14:00	7	4	3	1	0	0	0	0	0	0	0	0	0	15
14:15	4	2	4	0	0	0	0	0	0	0	0	0	0	10
14:30	3	3	0	0	0	0	0	0	0	0	0	0	0	6
14:45	5	4	1	0	0	0	0	0	0	0	0	0	0	10
15:00	1	5	1	0	0	0	0	0	0	0	0	0	0	7
15:15	3	4	1	0	0	0	0	0	0	0	0	0	0	8
15:30	3	4	1	0	0	0	0	0	0	0	0	0	0	8
15:45	1	2	2	0	0	0	0	0	0	0	0	0	0	5
16:00	5	4	1	0	0	0	0	0	0	0	0	0	0	10
16:15	4	2	2	1	0	0	0	0	0	0	0	0	0	9
16:30	4	4	1	0	0	0	0	0	0	0	0	0	0	9
16:45	3	1	3	1	0	0	0	0	0	0	0	0	0	8
17:00	5	2	2	0	0	0	0	0	0	0	0	0	0	9
17:15	6	7	0	0	0	0	0	0	0	0	0	0	0	13
17:30	7	2	1	1	0	0	0	0	0	0	0	0	0	11
17:45	8	2	1	1	0	0	0	0	0	0	0	0	0	12
18:00	6	4	3	0	0	0	0	0	0	0	0	0	0	13
18:15	1	1	3	0	0	0	0	0	0	0	0	0	0	5
18:30	10	2	1	0	0	0	0	0	0	0	0	0	0	13
18:45	2	0	3	0	0	0	0	0	0	0	0	0	0	5
19:00	1	0	2	0	0	0	0	0	0	0	0	0	0	3
19:15	2	3	0	0	0	0	0	0	0	0	0	0	0	5
19:30	1	0	1	0	0	0	0	0	0	0	0	0	0	2
19:45	1	0	0	0	0	0	0	0	0	0	0	0	0	1
20:00	0	1	1	1	0	0	0	0	0	0	0	0	0	3
20:15	2	1	1	0	0	0	0	0	0	0	0	0	0	4
20:30	0	0	1	0	0	0	0	0	0	0	0	0	0	1
20:45	0	1	0	0	0	0	0	0	0	0	0	0	0	1
21:00	0	0	0	0	0	0	0	0	0	0	0	0	0	0
21:15	0	2	2	0	0	0	0	0	0	0	0	0	0	4
21:30	0	0	0	0	0	0	0	0	0	0	0	0	0	0
21:45	0	0	1	0	0	0	0	0	0	0	0	0	0	1
22:00	1	0	1	0	0	0	0	0	0	0	0	0	0	2
22:15	0	0	0	1	0	0	0	0	0	0	0	0	0	1
22:30	0	0	2	0	0	0	0	0	0	0	0	0	0	2
22:45	0	0	0	0	0	0	0	0	0	0	0	0	0	0
23:00	0	0	0	0	0	0	0	0	0	0	0	0	0	0
23:15	0	0	0	0	0	0	0	0	0	0	0	0	0	0
23:30	0	0	0	0	0	0	0	0	0	0	0	0	0	0
23:45	0	0	0	0	0	0	0	0	0	0	0	0	0	0
Totals	221	138	84	10										453
% of Totals	49%	30%	19%	2%										100%

AM Volumes	90	54	27	2	0	0	0	0	0	0	0	0	0	173
% AM	20%	12%	6%	0%										38%
AM Peak Hour	10:30	8:45	11:00	6:45										10:15
Volume	26	18	8	1										42
PM Volumes	131	84	57	8	0	0	0	0	0	0	0	0	0	280
% PM	29%	19%	13%	2%										62%
PM Peak Hour	17:15	14:45	18:00	16:00										17:15
Volume	27	17	10	2										49

Directional Peak Periods	AM 7-9			NOON 12-2			PM 4-6			Off Peak Volumes		
All Classes	Volume	⟷	%	Volume	⟷	%	Volume	⟷	%	Volume	⟷	%
	42		9%	64		14%	81		18%	266		59%

Street Name	Direction	Percentiles					
		15th	50th	Average	85th	95th	ADT
S Edison Rd	East Bound	16	20	20	25	28	485
S Edison Rd	West Bound	8	15	15	22	24	453

ATTACHMENT 3 - 1012

Prepared by National Data & Surveying Services

SPEED

S Edison Rd E/O Cjon Justo

Day: Thursday
Date: 1/19/2023

City: Burbank
Project #: CA23_020030_002

Summary

Time	< 15	15 - 19	20 - 24	25 - 29	30 - 34	35 - 39	40 - 44	45 - 49	50 - 54	55 - 59	60 - 64	65 - 69	70 +	Total
0:00 AM	0	0	1	0	0	0	0	0	0	0	0	0	0	1
0:15	0	0	1	0	0	0	0	0	0	0	0	0	0	1
0:30	0	1	0	0	0	0	0	0	0	0	0	0	0	1
0:45	0	0	0	0	0	0	0	0	0	0	0	0	0	0
1:00	0	1	0	0	0	0	0	0	0	0	0	0	0	1
1:15	0	0	0	0	0	0	0	0	0	0	0	0	0	0
1:30	0	0	0	0	0	0	0	0	0	0	0	0	0	0
1:45	0	0	0	0	0	0	0	0	0	0	0	0	0	0
2:00	0	0	0	0	0	0	0	0	0	0	0	0	0	0
2:15	0	0	1	0	0	0	0	0	0	0	0	0	0	1
2:30	0	0	0	0	0	0	0	0	0	0	0	0	0	0
2:45	0	0	0	0	0	0	0	0	0	0	0	0	0	0
3:00	0	1	0	0	0	0	0	0	0	0	0	0	0	1
3:15	2	0	0	0	0	0	0	0	0	0	0	0	0	2
3:30	0	0	0	0	0	0	0	0	0	0	0	0	0	0
3:45	0	0	0	0	0	0	0	0	0	0	0	0	0	0
4:00	0	0	0	0	0	0	0	0	0	0	0	0	0	0
4:15	1	0	0	0	0	0	0	0	0	0	0	0	0	1
4:30	0	0	1	0	0	0	0	0	0	0	0	0	0	1
4:45	0	0	1	0	0	0	0	0	0	0	0	0	0	1
5:00	1	0	0	0	0	0	0	0	0	0	0	0	0	1
5:15	0	0	0	0	0	0	0	0	0	0	0	0	0	0
5:30	1	0	1	0	0	0	0	0	0	0	0	0	0	2
5:45	2	0	1	0	0	0	0	0	0	0	0	0	0	3
6:00	3	2	1	0	0	0	0	0	0	0	0	0	0	6
6:15	1	0	3	0	0	0	0	0	0	0	0	0	0	4
6:30	2	0	3	0	0	0	0	0	0	0	0	0	0	5
6:45	0	3	1	0	0	0	0	0	0	0	0	0	0	4
7:00	2	1	2	0	0	0	0	0	0	0	0	0	0	5
7:15	3	2	0	0	0	0	0	0	0	0	0	0	0	5
7:30	2	3	0	3	0	0	0	0	0	0	0	0	0	8
7:45	4	2	5	2	0	0	0	0	0	0	0	0	0	13
8:00	4	4	4	1	0	0	0	0	0	0	0	0	0	13
8:15	5	5	8	1	0	0	0	0	0	0	0	0	0	19
8:30	4	13	6	0	0	0	0	0	0	0	0	0	0	23
8:45	5	9	8	3	0	0	0	0	0	0	0	0	0	25
9:00	7	10	1	2	0	0	0	0	0	0	0	0	0	20
9:15	2	7	3	1	0	0	0	0	0	0	0	0	0	13
9:30	6	11	3	1	1	0	0	0	0	0	0	0	0	22
9:45	5	4	0	1	0	0	0	0	0	0	0	0	0	10
10:00	7	5	3	0	0	0	0	0	0	0	0	0	0	15
10:15	3	6	1	0	0	0	0	0	0	0	0	0	0	10
10:30	5	3	3	0	0	0	0	0	0	0	0	0	0	11
10:45	8	8	4	0	0	0	0	0	0	0	0	0	0	20
11:00	9	5	4	0	0	0	0	0	0	0	0	0	0	18
11:15	6	1	7	0	0	0	0	0	0	0	0	0	0	14
11:30	3	7	5	0	0	0	0	0	0	0	0	0	0	15
11:45	6	7	8	0	0	0	0	0	0	0	0	0	0	21
12:00 PM	5	5	6	1	0	0	0	0	0	0	0	0	0	17
12:15	4	4	3	1	0	0	0	0	0	0	0	0	0	12
12:30	6	5	3	2	0	0	0	0	0	0	0	0	0	16
12:45	5	8	8	0	0	0	0	0	0	0	0	0	0	21
13:00	7	2	6	3	0	0	0	0	0	0	0	0	0	18
13:15	8	4	6	1	0	0	0	0	0	0	0	0	0	19
13:30	4	8	8	0	0	0	0	0	0	0	0	0	0	20
13:45	5	5	7	2	0	0	0	0	0	0	0	0	0	19
14:00	8	8	12	2	0	0	0	0	0	0	0	0	0	30
14:15	5	4	7	1	0	0	0	0	0	0	0	0	0	17
14:30	3	7	1	2	0	0	0	0	0	0	0	0	0	13
14:45	6	8	5	1	0	0	0	0	0	0	0	0	0	20
15:00	3	8	8	1	0	0	0	0	0	0	0	0	0	20
15:15	3	13	6	3	0	0	0	0	0	0	0	0	0	25
15:30	4	6	4	0	0	0	0	0	0	0	0	0	0	14
15:45	3	2	9	2	0	0	0	0	0	0	0	0	0	16
16:00	5	7	5	2	0	0	0	0	0	0	0	0	0	19
16:15	7	3	3	2	0	0	0	0	0	0	0	0	0	15
16:30	4	9	6	2	0	0	0	0	0	0	0	0	0	21
16:45	3	3	6	2	0	0	0	0	0	0	0	0	0	14
17:00	6	6	8	2	0	0	0	0	0	0	0	0	0	22
17:15	6	10	5	0	0	0	0	0	0	0	0	0	0	21
17:30	7	9	7	1	0	0	0	0	0	0	0	0	0	24
17:45	9	8	7	2	0	0	0	0	0	0	0	0	0	26
18:00	8	9	6	1	0	0	0	0	0	0	0	0	0	24
18:15	1	3	6	1	0	0	0	0	0	0	0	0	0	11
18:30	10	5	3	2	0	0	0	0	0	0	0	0	0	20
18:45	4	3	4	2	0	0	0	0	0	0	0	0	0	13
19:00	1	3	6	1	0	0	0	0	0	0	0	0	0	11
19:15	2	3	3	2	0	0	0	0	0	0	0	0	0	10
19:30	1	1	1	1	0	0	0	0	0	0	0	0	0	4
19:45	1	1	1	0	0	0	0	0	0	0	0	0	0	3
20:00	0	2	1	1	0	0	0	0	0	0	0	0	0	4
20:15	3	3	2	0	0	0	0	0	0	0	0	0	0	8
20:30	0	1	3	1	0	0	0	0	0	0	0	0	0	5
20:45	0	1	1	0	0	0	0	0	0	0	0	0	0	2
21:00	0	0	1	1	0	0	0	0	0	0	0	0	0	2
21:15	0	4	3	1	1	0	0	0	0	0	0	0	0	9
21:30	0	0	0	0	0	0	0	0	0	0	0	0	0	0
21:45	0	1	2	0	0	0	0	0	0	0	0	0	0	3
22:00	1	1	1	0	0	0	0	0	0	0	0	0	0	3
22:15	0	0	0	1	0	0	0	0	0	0	0	0	0	1
22:30	0	1	2	0	0	0	0	0	0	0	0	0	0	3
22:45	1	1	1	0	0	0	0	0	0	0	0	0	0	3
23:00	0	0	1	0	0	0	0	0	0	0	0	0	0	1
23:15	0	1	1	0	0	0	0	0	0	0	0	0	0	2
23:30	0	0	1	0	0	0	0	0	0	0	0	0	0	1
23:45	0	0	0	0	0	0	0	0	0	0	0	0	0	0
Totals	264	317	286	65	2									934
% of Totals	29%	34%	30%	7%	0%									100%

AM Volumes	109	121	90	15	1	0	0	0	0	0	0	0	0	336
% AM	12%	13%	10%	2%	0%									36%
AM Peak Hour	10:30	8:30	8:00	7:30	8:45									8:15
Volume	28	39	26	7	1									87
PM Volumes	155	196	196	50	1	0	0	0	0	0	0	0	0	602
% PM	17%	21%	21%	5%	0%									64%
PM Peak Hour	17:15	14:30	13:30	15:45	20:30									17:15
Volume	30	36	34	8	1									95

Directional Peak Periods	AM 7-9			NOON 12-2			PM 4-6			Off Peak Volumes		
All Classes	Volume	⟷	%	Volume	⟷	%	Volume	⟷	%	Volume	⟷	%
	111		12%	142		15%	162		17%	523		56%

Street Name	Direction	Percentiles					
		15th	50th	Average	85th	95th	ADT
S Edison Rd	Summary	10	18	18	24	27	938

Prepared by National Data & Surveying Services

SPEED

S Edison Rd E/O Cjon Justo

Day: Thursday
Date: 1/19/2023

City: Burbank
Project #: CA23_020030_002e

East Bound

Time	< 15	15 - 19	20 - 24	25 - 29	30 - 34	35 - 39	40 - 44	45 - 49	50 - 54	55 - 59	60 - 64	65 - 69	70 +	Total
0:00 AM	0	1	2	0	0	0	0	0	0	0	0	0	0	3
1:00	0	0	0	0	0	0	0	0	0	0	0	0	0	0
2:00	0	0	1	0	0	0	0	0	0	0	0	0	0	1
3:00	1	0	0	0	0	0	0	0	0	0	0	0	0	1
4:00	0	0	1	0	0	0	0	0	0	0	0	0	0	1
5:00	0	0	1	0	0	0	0	0	0	0	0	0	0	1
6:00	0	3	5	0	0	0	0	0	0	0	0	0	0	8
7:00	3	4	5	4	0	0	0	0	0	0	0	0	0	16
8:00	8	21	20	4	0	0	0	0	0	0	0	0	0	53
9:00	2	16	5	5	1	0	0	0	0	0	0	0	0	29
10:00	4	10	7	0	0	0	0	0	0	0	0	0	0	21
11:00	1	12	16	0	0	0	0	0	0	0	0	0	0	29
12:00 PM	4	14	15	3	0	0	0	0	0	0	0	0	0	36
13:00	5	10	21	6	0	0	0	0	0	0	0	0	0	42
14:00	3	14	17	5	0	0	0	0	0	0	0	0	0	39
15:00	5	14	22	6	0	0	0	0	0	0	0	0	0	47
16:00	3	11	13	6	0	0	0	0	0	0	0	0	0	33
17:00	2	20	23	3	0	0	0	0	0	0	0	0	0	48
18:00	4	13	9	6	0	0	0	0	0	0	0	0	0	32
19:00	0	5	8	4	0	0	0	0	0	0	0	0	0	17
20:00	1	4	4	1	0	0	0	0	0	0	0	0	0	10
21:00	0	3	3	2	1	0	0	0	0	0	0	0	0	9
22:00	1	3	1	0	0	0	0	0	0	0	0	0	0	5
23:00	0	1	3	0	0	0	0	0	0	0	0	0	0	4
Totals	47	179	202	55	2									485
% of Totals	10%	37%	42%	11%	0%									100%

AM Volumes	19	67	63	13	1	0	0	0	0	0	0	0	0	163
% AM	4%	14%	13%	3%	0%									34%
AM Peak Hour	8:00	8:00	8:00	9:00	9:00									8:00
Volume	8	21	20	5	1									53
PM Volumes	28	112	139	42	1	0	0	0	0	0	0	0	0	322
% PM	6%	23%	29%	9%	0%									66%
PM Peak Hour	13:00	17:00	17:00	13:00	21:00									17:00
Volume	5	20	23	6	1									48

Directional Peak Periods	AM 7-9			NOON 12-2			PM 4-6			Off Peak Volumes		
All Speeds	Volume		%	Volume		%	Volume		%	Volume		%
	69	↔	14%	78	↔	16%	81	↔	17%	257	↔	53%

Street Name	Direction	Percentiles					
		15th	50th	Average	85th	95th	ADT
S Edison Rd	East Bound	16	20	20	25	28	485
S Edison Rd	West Bound	8	15	15	22	24	453

Prepared by National Data & Surveying Services

SPEED

S Edison Rd E/O Cjon Justo

Day: Thursday
Date: 1/19/2023

City: Burbank
Project #: CA23_020030_002w

West Bound

Time	< 15	15 - 19	20 - 24	25 - 29	30 - 34	35 - 39	40 - 44	45 - 49	50 - 54	55 - 59	60 - 64	65 - 69	70 +	Total
0:00 AM	0	0	0	0	0	0	0	0	0	0	0	0	0	0
1:00	0	1	0	0	0	0	0	0	0	0	0	0	0	1
2:00	0	0	0	0	0	0	0	0	0	0	0	0	0	0
3:00	1	1	0	0	0	0	0	0	0	0	0	0	0	2
4:00	1	0	1	0	0	0	0	0	0	0	0	0	0	2
5:00	4	0	1	0	0	0	0	0	0	0	0	0	0	5
6:00	6	2	3	0	0	0	0	0	0	0	0	0	0	11
7:00	8	4	2	1	0	0	0	0	0	0	0	0	0	15
8:00	10	10	6	1	0	0	0	0	0	0	0	0	0	27
9:00	18	16	2	0	0	0	0	0	0	0	0	0	0	36
10:00	19	12	4	0	0	0	0	0	0	0	0	0	0	35
11:00	23	8	8	0	0	0	0	0	0	0	0	0	0	39
12:00 PM	16	8	5	1	0	0	0	0	0	0	0	0	0	30
13:00	19	9	6	0	0	0	0	0	0	0	0	0	0	34
14:00	19	13	8	1	0	0	0	0	0	0	0	0	0	41
15:00	8	15	5	0	0	0	0	0	0	0	0	0	0	28
16:00	16	11	7	2	0	0	0	0	0	0	0	0	0	36
17:00	26	13	4	2	0	0	0	0	0	0	0	0	0	45
18:00	19	7	10	0	0	0	0	0	0	0	0	0	0	36
19:00	5	3	3	0	0	0	0	0	0	0	0	0	0	11
20:00	2	3	3	1	0	0	0	0	0	0	0	0	0	9
21:00	0	2	3	0	0	0	0	0	0	0	0	0	0	5
22:00	1	0	3	1	0	0	0	0	0	0	0	0	0	5
23:00	0	0	0	0	0	0	0	0	0	0	0	0	0	0
Totals	221	138	84	10										453
% of Totals	49%	30%	19%	2%										100%

AM Volumes	90	54	27	2	0	0	0	0	0	0	0	0	0	173
% AM	20%	12%	6%	0%										38%
AM Peak Hour	11:00	9:00	11:00	7:00										11:00
Volume	23	16	8	1										39
PM Volumes	131	84	57	8	0	0	0	0	0	0	0	0	0	280
% PM	29%	19%	13%	2%										62%
PM Peak Hour	17:00	15:00	18:00	16:00										17:00
Volume	26	15	10	2										45

Directional Peak Periods	AM 7-9			NOON 12-2			PM 4-6			Off Peak Volumes		
All Speeds	Volume		%	Volume		%	Volume		%	Volume		%
	42	↔	9%	64	↔	14%	81	↔	18%	266	↔	59%

Street Name	Direction	Percentiles					
		15th	50th	Average	85th	95th	ADT
S Edison Rd	East Bound	16	20	20	25	28	485
S Edison Rd	West Bound	8	15	15	22	24	453

Prepared by National Data & Surveying Services

SPEED

S Edison Rd E/O Cjon Justo

Day: Thursday
Date: 1/19/2023

City: Burbank
Project #: CA23_020030_002

Summary

Time	< 15	15 - 19	20 - 24	25 - 29	30 - 34	35 - 39	40 - 44	45 - 49	50 - 54	55 - 59	60 - 64	65 - 69	70 +	Total
0:00 AM	0	1	2	0	0	0	0	0	0	0	0	0	0	3
1:00	0	1	0	0	0	0	0	0	0	0	0	0	0	1
2:00	0	0	1	0	0	0	0	0	0	0	0	0	0	1
3:00	2	1	0	0	0	0	0	0	0	0	0	0	0	3
4:00	1	0	2	0	0	0	0	0	0	0	0	0	0	3
5:00	4	0	2	0	0	0	0	0	0	0	0	0	0	6
6:00	6	5	8	0	0	0	0	0	0	0	0	0	0	19
7:00	11	8	7	5	0	0	0	0	0	0	0	0	0	31
8:00	18	31	26	5	0	0	0	0	0	0	0	0	0	80
9:00	20	32	7	5	1	0	0	0	0	0	0	0	0	65
10:00	23	22	11	0	0	0	0	0	0	0	0	0	0	56
11:00	24	20	24	0	0	0	0	0	0	0	0	0	0	68
12:00 PM	20	22	20	4	0	0	0	0	0	0	0	0	0	66
13:00	24	19	27	6	0	0	0	0	0	0	0	0	0	76
14:00	22	27	25	6	0	0	0	0	0	0	0	0	0	80
15:00	13	29	27	6	0	0	0	0	0	0	0	0	0	75
16:00	19	22	20	8	0	0	0	0	0	0	0	0	0	69
17:00	28	33	27	5	0	0	0	0	0	0	0	0	0	93
18:00	23	20	19	6	0	0	0	0	0	0	0	0	0	68
19:00	5	8	11	4	0	0	0	0	0	0	0	0	0	28
20:00	3	7	7	2	0	0	0	0	0	0	0	0	0	19
21:00	0	5	6	2	1	0	0	0	0	0	0	0	0	14
22:00	2	3	4	1	0	0	0	0	0	0	0	0	0	10
23:00	0	1	3	0	0	0	0	0	0	0	0	0	0	4
Totals	268	317	286	65	2									938
% of Totals	29%	34%	30%	7%	0%									100%

AM Volumes	109	121	90	15	1	0	0	0	0	0	0	0	0	336
% AM	12%	13%	10%	2%	0%									36%
AM Peak Hour	11:00	9:00	8:00	7:00	9:00									8:00
Volume	24	32	26	5	1									80
PM Volumes	159	196	196	50	1	0	0	0	0	0	0	0	0	602
% PM	17%	21%	21%	5%	0%									64%
PM Peak Hour	17:00	17:00	13:00	16:00	21:00									17:00
Volume	28	33	27	8	1									93

Directional Peak Periods	AM 7-9			NOON 12-2			PM 4-6			Off Peak Volumes		
All Speeds	Volume		%	Volume		%	Volume		%	Volume		%
	111	↔	12%	142	↔	15%	162	↔	17%	523	↔	56%

Street Name	Direction	Percentiles					
		15th	50th	Average	85th	95th	ADT
S Edison Rd	Summary	10	18	18	24	27	938

Prepared by NDS/ATD

Prepared by National Data & Surveying Services

VOLUME

S Edison Rd E/O Cjon Justo

Day: Thursday
Date: 1/19/2023

City: Burbank
Project #: CA23_020030_002

DAILY TOTALS	NB	SB	EB	WB	Total
	0	0	485	453	938

AM Period	NB	SB	EB		WB		TOTAL		PM Period	NB	SB	EB		WB		TOTAL	
0:00	0	0	1		0		1		12:00	0	0	10		7		17	
0:15	0	0	1		0		1		12:15	0	0	8		4		12	
0:30	0	0	1		0		1		12:30	0	0	8		8		16	
0:45	0	0	0	3	0			3	12:45	0	0	10	36	11	30	21	66
1:00	0	0	0		1		1		13:00	0	0	8		10		18	
1:15	0	0	0		0				13:15	0	0	10		9		19	
1:30	0	0	0		0				13:30	0	0	14		6		20	
1:45	0	0	0		0	1		1	13:45	0	0	10	42	9	34	19	76
2:00	0	0	0		0				14:00	0	0	15		15		30	
2:15	0	0	1		0		1		14:15	0	0	7		10		17	
2:30	0	0	0		0				14:30	0	0	7		6		13	
2:45	0	0	0	1	0			1	14:45	0	0	10	39	10	41	20	80
3:00	0	0	0		1		1		15:00	0	0	13		7		20	
3:15	0	0	1		1		2		15:15	0	0	17		8		25	
3:30	0	0	0		0				15:30	0	0	6		8		14	
3:45	0	0	0	1	0	2		3	15:45	0	0	11	47	5	28	16	75
4:00	0	0	0		0				16:00	0	0	9		10		19	
4:15	0	0	0		1		1		16:15	0	0	6		9		15	
4:30	0	0	1		0		1		16:30	0	0	12		9		21	
4:45	0	0	0	1	1	2	1	3	16:45	0	0	6	33	8	36	14	69
5:00	0	0	0		1		1		17:00	0	0	13		9		22	
5:15	0	0	0		0				17:15	0	0	8		13		21	
5:30	0	0	1		1		2		17:30	0	0	13		11		24	
5:45	0	0	0	1	3	5	3	6	17:45	0	0	14	48	12	45	26	93
6:00	0	0	3		3		6		18:00	0	0	11		13		24	
6:15	0	0	0		4		4		18:15	0	0	6		5		11	
6:30	0	0	3		2		5		18:30	0	0	7		13		20	
6:45	0	0	2	8	2	11	4	19	18:45	0	0	8	32	5	36	13	68
7:00	0	0	2		3		5		19:00	0	0	8		3		11	
7:15	0	0	0		5		5		19:15	0	0	5		5		10	
7:30	0	0	7		1		8		19:30	0	0	2		2		4	
7:45	0	0	7	16	6	15	13	31	19:45	0	0	2	17	1	11	3	28
8:00	0	0	8		5		13		20:00	0	0	1		3		4	
8:15	0	0	13		6		19		20:15	0	0	4		4		8	
8:30	0	0	18		5		23		20:30	0	0	4		1		5	
8:45	0	0	14	53	11	27	25	80	20:45	0	0	1	10	1	9	2	19
9:00	0	0	8		12		20		21:00	0	0	2		0		2	
9:15	0	0	7		6		13		21:15	0	0	5		4		9	
9:30	0	0	11		11		22		21:30	0	0	0		0			
9:45	0	0	3	29	7	36	10	65	21:45	0	0	2	9	1	5	3	14
10:00	0	0	9		6		15		22:00	0	0	1		2		3	
10:15	0	0	3		7		10		22:15	0	0	0		1		1	
10:30	0	0	2		9		11		22:30	0	0	1		2		3	
10:45	0	0	7	21	13	35	20	56	22:45	0	0	3	5	0	5	3	10
11:00	0	0	5		13		18		23:00	0	0	1		0		1	
11:15	0	0	7		7		14		23:15	0	0	2		0		2	
11:30	0	0	9		6		15		23:30	0	0	1		0		1	
11:45	0	0	8	29	13	39	21	68	23:45	0	0	0	4	0			4
TOTALS				163		173		336	TOTALS				322		280		602
SPLIT %				48.5%		51.5%		35.8%	SPLIT %				53.5%		46.5%		64.2%

DAILY TOTALS	NB	SB	EB	WB	Total
	0	0	485	453	938

AM Peak Hour			8:00	10:15	8:15	PM Peak Hour			13:15	17:15	17:15
AM Pk Volume			53	42	87	PM Pk Volume			49	49	95
Pk Hr Factor			0.736	0.808	0.870	Pk Hr Factor			0.817	0.942	0.913
7 - 9 Volume	0	0	69	42	111	4 - 6 Volume	0	0	81	81	162
7 - 9 Peak Hour			8:00	8:00	8:00	4 - 6 Peak Hour			17:00	17:00	17:00
7 - 9 Pk Volume	0	0	53	27	80	4 - 6 Pk Volume	0	0	48	45	93
Pk Hr Factor	0.000	0.000	0.736	0.614	0.800	Pk Hr Factor	0.000	0.000	0.857	0.865	0.894

Prepared by NDS/ATD

Project #: CA23_020030_002 **City:** Burbank

Location: S Edison Rd E/O Cjon Justo **Date:** 1/19/2023

Prepared by National Data & Surveying Services

SPEED

S Brighton St S/O E Cjon Justo

Day: Tuesday
Date: 1/17/2023

City: Burbank
Project #: CA23_020030_003n

North Bound

Time	< 15	15 - 19	20 - 24	25 - 29	30 - 34	35 - 39	40 - 44	45 - 49	50 - 54	55 - 59	60 - 64	65 - 69	70 +	Total
0:00 AM	0	0	1	0	0	0	0	0	0	0	0	0	0	1
0:15	0	0	0	0	0	0	0	0	0	0	0	0	0	0
0:30	0	0	0	0	0	0	0	0	0	0	0	0	0	0
0:45	0	0	0	0	0	0	0	0	0	0	0	0	0	0
1:00	0	0	0	0	0	0	0	0	0	0	0	0	0	0
1:15	0	0	0	0	0	0	0	0	0	0	0	0	0	0
1:30	0	0	0	0	0	0	0	0	0	0	0	0	0	0
1:45	0	0	0	0	0	0	0	0	0	0	0	0	0	0
2:00	0	0	0	0	0	0	0	0	0	0	0	0	0	0
2:15	0	0	0	0	0	0	0	0	0	0	0	0	0	0
2:30	0	0	0	0	0	0	0	0	0	0	0	0	0	0
2:45	0	0	0	0	0	0	0	0	0	0	0	0	0	0
3:00	0	0	0	0	0	0	0	0	0	0	0	0	0	0
3:15	0	0	0	0	0	0	0	0	0	0	0	0	0	0
3:30	0	0	0	0	0	0	0	0	0	0	0	0	0	0
3:45	0	0	0	0	0	0	0	0	0	0	0	0	0	0
4:00	0	0	0	0	0	0	0	0	0	0	0	0	0	0
4:15	0	0	0	0	0	0	0	0	0	0	0	0	0	0
4:30	0	0	0	0	0	0	0	0	0	0	0	0	0	0
4:45	0	0	0	0	0	0	0	0	0	0	0	0	0	0
5:00	0	0	1	0	0	0	0	0	0	0	0	0	0	1
5:15	0	0	0	0	0	0	0	0	0	0	0	0	0	0
5:30	0	1	0	0	0	0	0	0	0	0	0	0	0	1
5:45	0	0	0	0	0	0	0	0	0	0	0	0	0	0
6:00	0	0	0	2	0	0	0	0	0	0	0	0	0	2
6:15	0	0	0	0	0	0	0	0	0	0	0	0	0	0
6:30	0	0	0	0	0	0	0	0	0	0	0	0	0	0
6:45	0	0	0	0	0	0	0	0	0	0	0	0	0	0
7:00	1	0	0	0	0	0	0	0	0	0	0	0	0	1
7:15	0	1	0	0	0	0	0	0	0	0	0	0	0	1
7:30	0	1	1	0	1	0	0	0	0	0	0	0	0	3
7:45	1	0	0	0	0	0	0	0	0	0	0	0	0	1
8:00	0	0	0	0	0	0	0	0	0	0	0	0	0	0
8:15	2	0	1	1	0	0	0	0	0	0	0	0	0	4
8:30	0	1	1	0	0	0	0	0	0	0	0	0	0	2
8:45	0	1	2	0	0	0	0	0	0	0	0	0	0	3
9:00	0	3	4	0	0	0	0	0	0	0	0	0	0	7
9:15	0	0	2	1	0	0	0	0	0	0	0	0	0	3
9:30	0	3	2	1	0	0	0	0	0	0	0	0	0	6
9:45	0	1	1	0	0	0	0	0	0	0	0	0	0	2
10:00	1	0	3	1	0	0	0	0	0	0	0	0	0	5
10:15	0	1	1	0	0	0	0	0	0	0	0	0	0	2
10:30	0	1	5	0	0	0	0	0	0	0	0	0	0	6
10:45	0	0	4	0	0	0	0	0	0	0	0	0	0	4
11:00	0	2	1	0	0	0	0	0	0	0	0	0	0	3
11:15	1	2	2	0	0	0	0	0	0	0	0	0	0	5
11:30	0	0	0	0	0	0	0	0	0	0	0	0	0	0
11:45	1	1	0	2	0	0	0	0	0	0	0	0	0	4
12:00 PM	0	4	0	2	0	0	0	0	0	0	0	0	0	6
12:15	0	2	2	0	0	0	0	0	0	0	0	0	0	4
12:30	0	0	2	0	0	0	0	0	0	0	0	0	0	2
12:45	1	2	1	1	0	0	0	0	0	0	0	0	0	5
13:00	0	2	1	0	0	0	0	0	0	0	0	0	0	3
13:15	0	3	1	0	0	0	0	0	0	0	0	0	0	4
13:30	0	3	4	0	0	0	0	0	0	0	0	0	0	7
13:45	0	0	3	1	0	0	0	0	0	0	0	0	0	4
14:00	0	2	0	0	0	0	0	0	0	0	0	0	0	2
14:15	0	4	3	2	0	0	0	0	0	0	0	0	0	9
14:30	0	0	4	0	0	0	0	0	0	0	0	0	0	4
14:45	0	0	3	1	0	0	0	0	0	0	0	0	0	4
15:00	1	1	0	0	0	0	0	0	0	0	0	0	0	2
15:15	0	2	1	0	0	0	0	0	0	0	0	0	0	3
15:30	0	0	2	0	0	0	0	0	0	0	0	0	0	2
15:45	0	0	3	0	0	0	0	0	0	0	0	0	0	3
16:00	0	0	1	1	0	0	0	0	0	0	0	0	0	2
16:15	0	0	1	0	1	0	0	0	0	0	0	0	0	2
16:30	0	0	1	1	0	0	0	0	0	0	0	0	0	2
16:45	0	1	2	0	0	0	0	0	0	0	0	0	0	3
17:00	0	0	1	0	0	0	0	0	0	0	0	0	0	1
17:15	1	2	0	1	0	0	0	0	0	0	0	0	0	4
17:30	0	0	2	1	0	0	0	0	0	0	0	0	0	3
17:45	0	0	3	1	0	0	0	0	0	0	0	0	0	4
18:00	0	0	0	1	0	0	0	0	0	0	0	0	0	1
18:15	2	3	0	0	0	0	0	0	0	0	0	0	0	5
18:30	0	0	1	0	0	0	0	0	0	0	0	0	0	1
18:45	0	1	2	0	0	0	0	0	0	0	0	0	0	3
19:00	1	3	2	0	0	0	0	0	0	0	0	0	0	6
19:15	1	0	2	1	0	0	0	0	0	0	0	0	0	4
19:30	0	0	0	0	0	0	0	0	0	0	0	0	0	0
19:45	0	1	0	0	0	0	0	0	0	0	0	0	0	1
20:00	0	0	0	0	0	0	0	0	0	0	0	0	0	0
20:15	1	0	1	0	0	0	0	0	0	0	0	0	0	2
20:30	0	0	0	1	0	0	0	0	0	0	0	0	0	1
20:45	0	0	0	0	0	0	0	0	0	0	0	0	0	0
21:00	0	1	0	0	0	0	0	0	0	0	0	0	0	1
21:15	0	0	0	0	0	0	0	0	0	0	0	0	0	0
21:30	0	1	0	0	1	0	0	0	0	0	0	0	0	2
21:45	0	0	1	0	0	0	0	0	0	0	0	0	0	1
22:00	0	0	0	0	0	0	0	0	0	0	0	0	0	0
22:15	0	0	0	0	0	0	0	0	0	0	0	0	0	0
22:30	0	0	0	0	0	0	0	0	0	0	0	0	0	0
22:45	0	0	0	0	0	0	0	0	0	0	0	0	0	0
23:00	0	0	0	0	0	0	0	0	0	0	0	0	0	0
23:15	0	0	0	0	0	0	0	0	0	0	0	0	0	0
23:30	0	0	1	0	0	0	0	0	0	0	0	0	0	1
23:45	0	0	0	0	0	0	0	0	0	0	0	0	0	0
Totals	15	57	83	23	3									181
% of Totals	8%	31%	46%	13%	2%									100%

AM Volumes	7	19	32	8	1	0	0	0	0	0	0	0	0	67
% AM	4%	10%	18%	4%	1%									37%
AM Peak Hour	7:30	8:45	10:00	11:15	6:45									8:45
Volume	3	7	13	4	1									19
PM Volumes	8	38	51	15	2	0	0	0	0	0	0	0	0	114
% PM	4%	21%	28%	8%	1%									63%
PM Peak Hour	18:15	12:45	13:30	17:15	15:30									13:30
Volume	3	10	10	4	1									22

Directional Peak Periods	AM 7-9			NOON 12-2			PM 4-6			Off Peak Volumes		
All Classes	Volume	⟷	%	Volume	⟷	%	Volume	⟷	%	Volume	⟷	%
	15		8%	35		19%	21		12%	110		61%

Street Name	Direction	Percentiles					
		15th	50th	Average	85th	95th	ADT
S Brighton St	North Bound	16	21	21	25	29	181
S Brighton St	South Bound	11	19	19	26	29	132

ATTACHMENT 3 - 1019

Prepared by National Data & Surveying Services

SPEED

S Brighton St S/O E Cjon Justo

Day: Tuesday
Date: 1/17/2023

City: Burbank
Project #: CA23_020030_003s

South Bound

Time	< 15	15 - 19	20 - 24	25 - 29	30 - 34	35 - 39	40 - 44	45 - 49	50 - 54	55 - 59	60 - 64	65 - 69	70 +	Total
0:00 AM	0	0	0	0	0	0	0	0	0	0	0	0	0	0
0:15	0	1	0	0	0	0	0	0	0	0	0	0	0	1
0:30	0	0	0	0	0	0	0	0	0	0	0	0	0	0
0:45	0	0	0	0	0	0	0	0	0	0	0	0	0	0
1:00	0	0	0	0	0	0	0	0	0	0	0	0	0	0
1:15	0	0	0	0	0	0	0	0	0	0	0	0	0	0
1:30	0	0	0	0	0	0	0	0	0	0	0	0	0	0
1:45	0	0	0	0	0	0	0	0	0	0	0	0	0	0
2:00	0	0	0	0	0	0	0	0	0	0	0	0	0	0
2:15	0	0	0	0	0	0	0	0	0	0	0	0	0	0
2:30	0	0	0	0	0	0	0	0	0	0	0	0	0	0
2:45	0	0	0	0	0	0	0	0	0	0	0	0	0	0
3:00	0	0	0	0	0	0	0	0	0	0	0	0	0	0
3:15	0	0	0	0	0	0	0	0	0	0	0	0	0	0
3:30	0	0	0	0	0	0	0	0	0	0	0	0	0	0
3:45	0	0	0	0	0	0	0	0	0	0	0	0	0	0
4:00	0	0	0	0	0	0	0	0	0	0	0	0	0	0
4:15	0	0	0	0	0	0	0	0	0	0	0	0	0	0
4:30	0	1	0	0	0	0	0	0	0	0	0	0	0	1
4:45	0	1	0	0	0	0	0	0	0	0	0	0	0	1
5:00	0	0	0	0	0	0	0	0	0	0	0	0	0	0
5:15	0	0	0	0	0	0	0	0	0	0	0	0	0	0
5:30	0	0	0	0	0	0	0	0	0	0	0	0	0	0
5:45	0	0	0	0	0	0	0	0	0	0	0	0	0	0
6:00	0	0	0	0	0	0	0	0	0	0	0	0	0	0
6:15	0	0	0	0	0	0	0	0	0	0	0	0	0	0
6:30	0	0	0	0	0	0	0	0	0	0	0	0	0	0
6:45	0	0	1	0	0	0	0	0	0	0	0	0	0	1
7:00	0	0	0	0	0	0	0	0	0	0	0	0	0	0
7:15	0	0	0	0	0	0	0	0	0	0	0	0	0	0
7:30	2	1	0	0	0	0	0	0	0	0	0	0	0	3
7:45	2	0	1	0	0	0	0	0	0	0	0	0	0	3
8:00	0	2	0	0	1	0	0	0	0	0	0	0	0	3
8:15	1	1	2	0	0	0	0	0	0	0	0	0	0	4
8:30	0	0	0	0	1	0	0	0	0	0	0	0	0	1
8:45	0	1	0	1	0	0	0	0	0	0	0	0	0	2
9:00	0	1	2	0	0	0	0	0	0	0	0	0	0	3
9:15	0	1	2	1	0	0	0	0	0	0	0	0	0	4
9:30	1	1	1	2	0	0	0	0	0	0	0	0	0	5
9:45	0	0	0	1	0	0	0	0	0	0	0	0	0	1
10:00	0	0	1	0	0	0	0	0	0	0	0	0	0	1
10:15	0	1	1	1	0	0	0	0	0	0	0	0	0	3
10:30	0	0	1	1	0	0	0	0	0	0	0	0	0	2
10:45	0	2	1	0	0	0	0	0	0	0	0	0	0	3
11:00	2	0	0	2	0	0	0	0	0	0	0	0	0	4
11:15	0	0	0	0	0	0	0	0	0	0	0	0	0	0
11:30	0	1	2	0	0	0	0	0	0	0	0	0	0	3
11:45	0	1	0	0	0	0	0	0	0	0	0	0	0	1
12:00 PM	1	0	0	0	0	0	0	0	0	0	0	0	0	1
12:15	2	1	0	0	0	0	0	0	0	0	0	0	0	3
12:30	1	1	2	0	0	0	0	0	0	0	0	0	0	4
12:45	3	0	0	0	0	0	0	0	0	0	0	0	0	3
13:00	1	2	0	0	0	0	0	0	0	0	0	0	0	3
13:15	1	1	3	0	0	0	0	0	0	0	0	0	0	5
13:30	1	2	2	0	0	0	0	0	0	0	0	0	0	5
13:45	1	0	0	1	0	0	0	0	0	0	0	0	0	2
14:00	0	2	1	0	0	0	0	0	0	0	0	0	0	3
14:15	1	2	2	0	0	0	0	0	0	0	0	0	0	5
14:30	0	2	1	0	0	0	0	0	0	0	0	0	0	3
14:45	0	1	1	0	0	0	0	0	0	0	0	0	0	2
15:00	0	1	2	1	0	0	0	0	0	0	0	0	0	4
15:15	0	1	0	0	0	0	0	0	0	0	0	0	0	1
15:30	0	0	0	1	0	0	0	0	0	0	0	0	0	1
15:45	0	0	0	1	0	0	0	0	0	0	0	0	0	1
16:00	2	1	0	1	0	0	0	0	0	0	0	0	0	4
16:15	0	0	1	0	0	0	0	0	0	0	0	0	0	1
16:30	0	0	1	0	0	0	0	0	0	0	0	0	0	1
16:45	0	0	1	0	1	0	0	0	0	0	0	0	0	2
17:00	0	0	0	0	0	0	0	0	0	0	0	0	0	0
17:15	1	0	2	0	0	0	0	0	0	0	0	0	0	3
17:30	0	0	1	1	0	0	0	0	0	0	0	0	0	2
17:45	0	0	0	0	0	0	0	0	0	0	0	0	0	0
18:00	1	0	0	0	0	0	0	0	0	0	0	0	0	1
18:15	2	0	0	1	0	0	0	0	0	0	0	0	0	3
18:30	0	0	0	1	0	0	0	0	0	0	0	0	0	1
18:45	0	0	0	0	0	0	0	0	0	0	0	0	0	0
19:00	0	0	0	0	0	0	0	0	0	0	0	0	0	0
19:15	0	2	1	0	0	0	0	0	0	0	0	0	0	3
19:30	0	0	0	0	0	0	0	0	0	0	0	0	0	0
19:45	1	1	0	0	0	0	0	0	0	0	0	0	0	2
20:00	0	0	0	0	0	0	0	0	0	0	0	0	0	0
20:15	2	2	0	1	0	0	0	0	0	0	0	0	0	5
20:30	0	0	0	0	0	0	0	0	0	0	0	0	0	0
20:45	0	0	0	0	0	0	0	0	0	0	0	0	0	0
21:00	1	0	1	0	0	0	0	0	0	0	0	0	0	2
21:15	0	1	0	0	0	0	0	0	0	0	0	0	0	1
21:30	0	0	0	0	0	0	0	0	0	0	0	0	0	0
21:45	0	0	0	1	0	0	0	0	0	0	0	0	0	1
22:00	0	0	0	1	0	0	0	0	0	0	0	0	0	1
22:15	0	0	0	0	0	0	0	0	0	0	0	0	0	0
22:30	0	0	0	0	0	0	0	0	0	0	0	0	0	0
22:45	0	0	1	0	0	0	0	0	0	0	0	0	0	1
23:00	1	0	0	0	0	0	0	0	0	0	0	0	0	1
23:15	0	0	0	0	0	0	0	0	0	0	0	0	0	0
23:30	0	0	1	0	0	0	0	0	0	0	0	0	0	1
23:45	0	0	0	0	0	0	0	0	0	0	0	0	0	0
Totals	31	39	39	20	3									132
% of Totals	23%	30%	30%	15%	2%									100%

AM Volumes	8	16	15	9	2	0	0	0	0	0	0	0	0	50
% AM	6%	12%	11%	7%	2%									38%
AM Peak Hour	7:30	7:30	8:45	8:45	7:45									8:45
Volume	5	4	5	4	2									14
PM Volumes	23	23	24	11	1	0	0	0	0	0	0	0	0	82
% PM	17%	17%	18%	8%	1%									62%
PM Peak Hour	12:00	14:00	13:15	15:00	16:00									12:45
Volume	7	7	6	3	1									16

Directional Peak Periods	AM 7-9			NOON 12-2			PM 4-6			Off Peak Volumes		
All Classes	Volume	⟷	%	Volume	⟷	%	Volume	⟷	%	Volume	⟷	%
	16		12%	26		20%	13		10%	77		58%

Street Name	Direction	Percentiles					
		15th	50th	Average	85th	95th	ADT
S Brighton St	North Bound	16	21	21	25	29	181
S Brighton St	South Bound	11	19	19	26	29	132

ATTACHMENT 3 - 1020

Prepared by National Data & Surveying Services

SPEED

S Brighton St S/O E Cjon Justo

Day: Tuesday
Date: 1/17/2023

City: Burbank
Project #: CA23_020030_003

Summary

Time	< 15	15 - 19	20 - 24	25 - 29	30 - 34	35 - 39	40 - 44	45 - 49	50 - 54	55 - 59	60 - 64	65 - 69	70 +	Total
0:00 AM	0	0	1	0	0	0	0	0	0	0	0	0	0	1
0:15	0	1	0	0	0	0	0	0	0	0	0	0	0	1
0:30	0	0	0	0	0	0	0	0	0	0	0	0	0	0
0:45	0	0	0	0	0	0	0	0	0	0	0	0	0	0
1:00	0	0	0	0	0	0	0	0	0	0	0	0	0	0
1:15	0	0	0	0	0	0	0	0	0	0	0	0	0	0
1:30	0	0	0	0	0	0	0	0	0	0	0	0	0	0
1:45	0	0	0	0	0	0	0	0	0	0	0	0	0	0
2:00	0	0	0	0	0	0	0	0	0	0	0	0	0	0
2:15	0	0	0	0	0	0	0	0	0	0	0	0	0	0
2:30	0	0	0	0	0	0	0	0	0	0	0	0	0	0
2:45	0	0	0	0	0	0	0	0	0	0	0	0	0	0
3:00	0	0	0	0	0	0	0	0	0	0	0	0	0	0
3:15	0	0	0	0	0	0	0	0	0	0	0	0	0	0
3:30	0	0	0	0	0	0	0	0	0	0	0	0	0	0
3:45	0	0	0	0	0	0	0	0	0	0	0	0	0	0
4:00	0	0	0	0	0	0	0	0	0	0	0	0	0	0
4:15	0	0	0	0	0	0	0	0	0	0	0	0	0	0
4:30	0	1	0	0	0	0	0	0	0	0	0	0	0	1
4:45	0	1	0	0	0	0	0	0	0	0	0	0	0	1
5:00	0	0	1	0	0	0	0	0	0	0	0	0	0	1
5:15	0	0	0	0	0	0	0	0	0	0	0	0	0	0
5:30	0	1	0	0	0	0	0	0	0	0	0	0	0	1
5:45	0	0	0	0	0	0	0	0	0	0	0	0	0	0
6:00	0	0	0	2	0	0	0	0	0	0	0	0	0	2
6:15	0	0	0	0	0	0	0	0	0	0	0	0	0	0
6:30	0	0	0	0	0	0	0	0	0	0	0	0	0	0
6:45	0	0	1	0	0	0	0	0	0	0	0	0	0	1
7:00	1	0	0	0	0	0	0	0	0	0	0	0	0	1
7:15	0	1	0	0	0	0	0	0	0	0	0	0	0	1
7:30	2	2	1	0	1	0	0	0	0	0	0	0	0	6
7:45	3	0	1	0	0	0	0	0	0	0	0	0	0	4
8:00	0	2	0	0	1	0	0	0	0	0	0	0	0	3
8:15	3	1	3	1	0	0	0	0	0	0	0	0	0	8
8:30	0	1	1	0	1	0	0	0	0	0	0	0	0	3
8:45	0	2	2	1	0	0	0	0	0	0	0	0	0	5
9:00	0	4	6	0	0	0	0	0	0	0	0	0	0	10
9:15	0	1	4	2	0	0	0	0	0	0	0	0	0	7
9:30	1	4	3	3	0	0	0	0	0	0	0	0	0	11
9:45	0	1	1	1	0	0	0	0	0	0	0	0	0	3
10:00	1	0	4	1	0	0	0	0	0	0	0	0	0	6
10:15	0	2	2	1	0	0	0	0	0	0	0	0	0	5
10:30	0	1	6	1	0	0	0	0	0	0	0	0	0	8
10:45	0	2	5	0	0	0	0	0	0	0	0	0	0	7
11:00	2	2	1	2	0	0	0	0	0	0	0	0	0	7
11:15	1	2	2	0	0	0	0	0	0	0	0	0	0	5
11:30	0	1	2	0	0	0	0	0	0	0	0	0	0	3
11:45	1	2	0	2	0	0	0	0	0	0	0	0	0	5
12:00 PM	1	4	0	2	0	0	0	0	0	0	0	0	0	7
12:15	2	3	2	0	0	0	0	0	0	0	0	0	0	7
12:30	1	1	4	0	0	0	0	0	0	0	0	0	0	6
12:45	4	2	1	1	0	0	0	0	0	0	0	0	0	8
13:00	1	4	1	0	0	0	0	0	0	0	0	0	0	6
13:15	1	4	4	0	0	0	0	0	0	0	0	0	0	9
13:30	1	5	6	0	0	0	0	0	0	0	0	0	0	12
13:45	1	0	3	2	0	0	0	0	0	0	0	0	0	6
14:00	0	4	1	0	0	0	0	0	0	0	0	0	0	5
14:15	1	6	5	2	0	0	0	0	0	0	0	0	0	14
14:30	0	2	5	0	0	0	0	0	0	0	0	0	0	7
14:45	0	1	4	1	0	0	0	0	0	0	0	0	0	6
15:00	1	2	2	1	0	0	0	0	0	0	0	0	0	6
15:15	0	3	1	0	0	0	0	0	0	0	0	0	0	4
15:30	0	0	2	1	0	0	0	0	0	0	0	0	0	3
15:45	0	0	3	1	0	0	0	0	0	0	0	0	0	4
16:00	2	1	1	2	0	0	0	0	0	0	0	0	0	6
16:15	0	0	2	0	1	0	0	0	0	0	0	0	0	3
16:30	0	0	2	1	0	0	0	0	0	0	0	0	0	3
16:45	0	1	3	0	1	0	0	0	0	0	0	0	0	5
17:00	0	0	1	0	0	0	0	0	0	0	0	0	0	1
17:15	2	2	2	1	0	0	0	0	0	0	0	0	0	7
17:30	0	0	3	2	0	0	0	0	0	0	0	0	0	5
17:45	0	0	3	1	0	0	0	0	0	0	0	0	0	4
18:00	1	0	0	1	0	0	0	0	0	0	0	0	0	2
18:15	4	3	0	1	0	0	0	0	0	0	0	0	0	8
18:30	0	0	1	1	0	0	0	0	0	0	0	0	0	2
18:45	0	1	2	0	0	0	0	0	0	0	0	0	0	3
19:00	1	3	2	0	0	0	0	0	0	0	0	0	0	6
19:15	1	2	3	1	0	0	0	0	0	0	0	0	0	7
19:30	0	0	0	0	0	0	0	0	0	0	0	0	0	0
19:45	1	2	0	0	0	0	0	0	0	0	0	0	0	3
20:00	0	0	0	0	0	0	0	0	0	0	0	0	0	0
20:15	3	2	1	1	0	0	0	0	0	0	0	0	0	7
20:30	0	0	0	1	0	0	0	0	0	0	0	0	0	1
20:45	0	0	0	0	0	0	0	0	0	0	0	0	0	0
21:00	1	1	1	0	0	0	0	0	0	0	0	0	0	3
21:15	0	1	0	0	0	0	0	0	0	0	0	0	0	1
21:30	0	1	0	0	1	0	0	0	0	0	0	0	0	2
21:45	0	0	1	1	0	0	0	0	0	0	0	0	0	2
22:00	0	0	0	1	0	0	0	0	0	0	0	0	0	1
22:15	0	0	0	0	0	0	0	0	0	0	0	0	0	0
22:30	0	0	0	0	0	0	0	0	0	0	0	0	0	0
22:45	0	0	1	0	0	0	0	0	0	0	0	0	0	1
23:00	1	0	0	0	0	0	0	0	0	0	0	0	0	1
23:15	0	0	0	0	0	0	0	0	0	0	0	0	0	0
23:30	0	0	2	0	0	0	0	0	0	0	0	0	0	2
23:45	0	0	0	0	0	0	0	0	0	0	0	0	0	0
Totals	46	96	122	43	6									313
% of Totals	15%	31%	39%	14%	2%									100%

AM Volumes	15	35	47	17	3	0	0	0	0	0	0	0	0	117
% AM	5%	11%	15%	5%	1%									37%
AM Peak Hour	7:30	8:45	10:00	9:15	7:15									8:45
Volume	8	11	17	7	2									33
PM Volumes	31	61	75	26	3	0	0	0	0	0	0	0	0	196
% PM	10%	19%	24%	8%	1%									63%
PM Peak Hour	12:00	12:45	14:15	17:15	16:00									13:30
Volume	8	15	16	5	2									37

Directional Peak Periods	AM 7-9			NOON 12-2			PM 4-6			Off Peak Volumes		
All Classes	Volume	⟷	%	Volume	⟷	%	Volume	⟷	%	Volume	⟷	%
	31		10%	61		19%	34		11%	187		60%

Street Name	Direction	Percentiles					
		15th	50th	Average	85th	95th	ADT
S Brighton St	Summary	15	21	20	25	29	313

Prepared by National Data & Surveying Services

SPEED

S Brighton St S/O E Cjon Justo

Day: Tuesday
Date: 1/17/2023

City: Burbank
Project #: CA23_020030_003n

North Bound

Time	< 15	15 - 19	20 - 24	25 - 29	30 - 34	35 - 39	40 - 44	45 - 49	50 - 54	55 - 59	60 - 64	65 - 69	70 +	Total
0:00 AM	0	0	1	0	0	0	0	0	0	0	0	0	0	1
1:00	0	0	0	0	0	0	0	0	0	0	0	0	0	0
2:00	0	0	0	0	0	0	0	0	0	0	0	0	0	0
3:00	0	0	0	0	0	0	0	0	0	0	0	0	0	0
4:00	0	0	0	0	0	0	0	0	0	0	0	0	0	0
5:00	0	1	1	0	0	0	0	0	0	0	0	0	0	2
6:00	0	0	0	2	0	0	0	0	0	0	0	0	0	2
7:00	2	2	1	0	1	0	0	0	0	0	0	0	0	6
8:00	2	2	4	1	0	0	0	0	0	0	0	0	0	9
9:00	0	7	9	2	0	0	0	0	0	0	0	0	0	18
10:00	1	2	13	1	0	0	0	0	0	0	0	0	0	17
11:00	2	5	3	2	0	0	0	0	0	0	0	0	0	12
12:00 PM	1	8	5	3	0	0	0	0	0	0	0	0	0	17
13:00	0	8	9	1	0	0	0	0	0	0	0	0	0	18
14:00	0	6	10	3	0	0	0	0	0	0	0	0	0	19
15:00	1	3	6	0	0	0	0	0	0	0	0	0	0	10
16:00	0	1	5	2	1	0	0	0	0	0	0	0	0	9
17:00	1	2	6	3	0	0	0	0	0	0	0	0	0	12
18:00	2	4	3	1	0	0	0	0	0	0	0	0	0	10
19:00	2	4	4	1	0	0	0	0	0	0	0	0	0	11
20:00	1	0	1	1	0	0	0	0	0	0	0	0	0	3
21:00	0	2	1	0	1	0	0	0	0	0	0	0	0	4
22:00	0	0	0	0	0	0	0	0	0	0	0	0	0	0
23:00	0	0	1	0	0	0	0	0	0	0	0	0	0	1
Totals	15	57	83	23	3									181
% of Totals	8%	31%	46%	13%	2%									100%

AM Volumes	7	19	32	8	1	0	0	0	0	0	0	0	0	67
% AM	4%	10%	18%	4%	1%									37%
AM Peak Hour	7:00	9:00	10:00	6:00	7:00									9:00
Volume	2	7	13	2	1									18
PM Volumes	8	38	51	15	2	0	0	0	0	0	0	0	0	114
% PM	4%	21%	28%	8%	1%									63%
PM Peak Hour	18:00	12:00	14:00	12:00	16:00									14:00
Volume	2	8	10	3	1									19

Directional Peak Periods	AM 7-9			NOON 12-2			PM 4-6			Off Peak Volumes		
All Speeds	Volume	↔	%	Volume	↔	%	Volume	↔	%	Volume	↔	%
	15		8%	35		19%	21		12%	110		61%

Street Name	Direction	Percentiles					
		15th	50th	Average	85th	95th	ADT
S Brighton St	North Bound	16	21	21	25	29	181
S Brighton St	South Bound	11	19	19	26	29	132

Prepared by National Data & Surveying Services

SPEED

S Brighton St S/O E Cjon Justo

Day: Tuesday
Date: 1/17/2023

City: Burbank
Project #: CA23_020030_003s

South Bound

Time	< 15	15 - 19	20 - 24	25 - 29	30 - 34	35 - 39	40 - 44	45 - 49	50 - 54	55 - 59	60 - 64	65 - 69	70 +	Total
0:00 AM	0	1	0	0	0	0	0	0	0	0	0	0	0	1
1:00	0	0	0	0	0	0	0	0	0	0	0	0	0	0
2:00	0	0	0	0	0	0	0	0	0	0	0	0	0	0
3:00	0	0	0	0	0	0	0	0	0	0	0	0	0	0
4:00	0	2	0	0	0	0	0	0	0	0	0	0	0	2
5:00	0	0	0	0	0	0	0	0	0	0	0	0	0	0
6:00	0	0	1	0	0	0	0	0	0	0	0	0	0	1
7:00	4	1	1	0	0	0	0	0	0	0	0	0	0	6
8:00	1	4	2	1	2	0	0	0	0	0	0	0	0	10
9:00	1	3	5	4	0	0	0	0	0	0	0	0	0	13
10:00	0	3	4	2	0	0	0	0	0	0	0	0	0	9
11:00	2	2	2	2	0	0	0	0	0	0	0	0	0	8
12:00 PM	7	2	2	0	0	0	0	0	0	0	0	0	0	11
13:00	4	5	5	1	0	0	0	0	0	0	0	0	0	15
14:00	1	7	5	0	0	0	0	0	0	0	0	0	0	13
15:00	0	2	2	3	0	0	0	0	0	0	0	0	0	7
16:00	2	1	3	1	1	0	0	0	0	0	0	0	0	8
17:00	1	0	3	1	0	0	0	0	0	0	0	0	0	5
18:00	3	0	0	2	0	0	0	0	0	0	0	0	0	5
19:00	1	3	1	0	0	0	0	0	0	0	0	0	0	5
20:00	2	2	0	1	0	0	0	0	0	0	0	0	0	5
21:00	1	1	1	1	0	0	0	0	0	0	0	0	0	4
22:00	0	0	1	1	0	0	0	0	0	0	0	0	0	2
23:00	1	0	1	0	0	0	0	0	0	0	0	0	0	2
Totals	31	39	39	20	3									132
% of Totals	23%	30%	30%	15%	2%									100%

AM Volumes	8	16	15	9	2	0	0	0	0	0	0	0	0	50
% AM	6%	12%	11%	7%	2%									38%
AM Peak Hour	7:00	8:00	9:00	9:00	8:00									9:00
Volume	4	4	5	4	2									13
PM Volumes	23	23	24	11	1	0	0	0	0	0	0	0	0	82
% PM	17%	17%	18%	8%	1%									62%
PM Peak Hour	12:00	14:00	13:00	15:00	16:00									13:00
Volume	7	7	5	3	1									15

Directional Peak Periods	AM 7-9			NOON 12-2			PM 4-6			Off Peak Volumes		
All Speeds	Volume		%	Volume		%	Volume		%	Volume		%
	16	↔	12%	26	↔	20%	13	↔	10%	77	↔	58%

Street Name	Direction	Percentiles					
		15th	50th	Average	85th	95th	ADT
S Brighton St	North Bound	16	21	21	25	29	181
S Brighton St	South Bound	11	19	19	26	29	132

Prepared by National Data & Surveying Services

SPEED

S Brighton St S/O E Cjon Justo

Day: Tuesday
Date: 1/17/2023

City: Burbank
Project #: CA23_020030_003

Summary

Time	< 15	15 - 19	20 - 24	25 - 29	30 - 34	35 - 39	40 - 44	45 - 49	50 - 54	55 - 59	60 - 64	65 - 69	70 +	Total
0:00 AM	0	1	1	0	0	0	0	0	0	0	0	0	0	2
1:00	0	0	0	0	0	0	0	0	0	0	0	0	0	0
2:00	0	0	0	0	0	0	0	0	0	0	0	0	0	0
3:00	0	0	0	0	0	0	0	0	0	0	0	0	0	0
4:00	0	2	0	0	0	0	0	0	0	0	0	0	0	2
5:00	0	1	1	0	0	0	0	0	0	0	0	0	0	2
6:00	0	0	1	2	0	0	0	0	0	0	0	0	0	3
7:00	6	3	2	0	1	0	0	0	0	0	0	0	0	12
8:00	3	6	6	2	2	0	0	0	0	0	0	0	0	19
9:00	1	10	14	6	0	0	0	0	0	0	0	0	0	31
10:00	1	5	17	3	0	0	0	0	0	0	0	0	0	26
11:00	4	7	5	4	0	0	0	0	0	0	0	0	0	20
12:00 PM	8	10	7	3	0	0	0	0	0	0	0	0	0	28
13:00	4	13	14	2	0	0	0	0	0	0	0	0	0	33
14:00	1	13	15	3	0	0	0	0	0	0	0	0	0	32
15:00	1	5	8	3	0	0	0	0	0	0	0	0	0	17
16:00	2	2	8	3	2	0	0	0	0	0	0	0	0	17
17:00	2	2	9	4	0	0	0	0	0	0	0	0	0	17
18:00	5	4	3	3	0	0	0	0	0	0	0	0	0	15
19:00	3	7	5	1	0	0	0	0	0	0	0	0	0	16
20:00	3	2	1	2	0	0	0	0	0	0	0	0	0	8
21:00	1	3	2	1	1	0	0	0	0	0	0	0	0	8
22:00	0	0	1	1	0	0	0	0	0	0	0	0	0	2
23:00	1	0	2	0	0	0	0	0	0	0	0	0	0	3
Totals	46	96	122	43	6									313
% of Totals	15%	31%	39%	14%	2%									100%

AM Volumes	15	35	47	17	3	0	0	0	0	0	0	0	0	117
% AM	5%	11%	15%	5%	1%									37%
AM Peak Hour	7:00	9:00	10:00	9:00	8:00									9:00
Volume	6	10	17	6	2									31
PM Volumes	31	61	75	26	3	0	0	0	0	0	0	0	0	196
% PM	10%	19%	24%	8%	1%									63%
PM Peak Hour	12:00	13:00	14:00	17:00	16:00									13:00
Volume	8	13	15	4	2									33

Directional Peak Periods	AM 7-9			NOON 12-2			PM 4-6			Off Peak Volumes		
All Speeds	Volume		%	Volume		%	Volume		%	Volume		%
	31	↔	10%	61	↔	19%	34	↔	11%	187	↔	60%

Street Name	Direction	Percentiles					
		15th	50th	Average	85th	95th	ADT
S Brighton St	Summary	15	21	20	25	29	313

Prepared by NDS/ATD

Prepared by National Data & Surveying Services

VOLUME

S Brighton St S/O E Cjon Justo

Day: Tuesday
Date: 1/17/2023

City: Burbank
Project #: CA23_020030_003

DAILY TOTALS	NB	SB	EB	WB	Total
	181	132	0	0	313

AM Period	NB		SB		EB	WB	TOTAL		PM Period	NB		SB		EB	WB	TOTAL	
0:00	1		0		0	0	1		12:00	6		1		0	0	7	
0:15	0		1		0	0	1		12:15	4		3		0	0	7	
0:30	0		0		0	0			12:30	2		4		0	0	6	
0:45	0	1	0	1	0	0		2	12:45	5	17	3	11	0	0	8	28
1:00	0		0		0	0			13:00	3		3		0	0	6	
1:15	0		0		0	0			13:15	4		5		0	0	9	
1:30	0		0		0	0			13:30	7		5		0	0	12	
1:45	0		0		0	0			13:45	4	18	2	15	0	0	6	33
2:00	0		0		0	0			14:00	2		3		0	0	5	
2:15	0		0		0	0			14:15	9		5		0	0	14	
2:30	0		0		0	0			14:30	4		3		0	0	7	
2:45	0		0		0	0			14:45	4	19	2	13	0	0	6	32
3:00	0		0		0	0			15:00	2		4		0	0	6	
3:15	0		0		0	0			15:15	3		1		0	0	4	
3:30	0		0		0	0			15:30	2		1		0	0	3	
3:45	0		0		0	0			15:45	3	10	1	7	0	0	4	17
4:00	0		0		0	0			16:00	2		4		0	0	6	
4:15	0		0		0	0			16:15	2		1		0	0	3	
4:30	0		1		0	0	1		16:30	2		1		0	0	3	
4:45	0		1	2	0	0	1	2	16:45	3	9	2	8	0	0	5	17
5:00	1		0		0	0	1		17:00	1		0		0	0	1	
5:15	0		0		0	0			17:15	4		3		0	0	7	
5:30	1		0		0	0	1		17:30	3		2		0	0	5	
5:45	0	2	0		0	0		2	17:45	4	12	0	5	0	0	4	17
6:00	2		0		0	0	2		18:00	1		1		0	0	2	
6:15	0		0		0	0			18:15	5		3		0	0	8	
6:30	0		0		0	0			18:30	1		1		0	0	2	
6:45	0	2	1	1	0	0	1	3	18:45	3	10	0	5	0	0	3	15
7:00	1		0		0	0	1		19:00	6		0		0	0	6	
7:15	1		0		0	0	1		19:15	4		3		0	0	7	
7:30	3		3		0	0	6		19:30	0		0		0	0		
7:45	1	6	3	6	0	0	4	12	19:45	1	11	2	5	0	0	3	16
8:00	0		3		0	0	3		20:00	0		0		0	0		
8:15	4		4		0	0	8		20:15	2		5		0	0	7	
8:30	2		1		0	0	3		20:30	1		0		0	0	1	
8:45	3	9	2	10	0	0	5	19	20:45	0	3	0	5	0	0		8
9:00	7		3		0	0	10		21:00	1		2		0	0	3	
9:15	3		4		0	0	7		21:15	0		1		0	0	1	
9:30	6		5		0	0	11		21:30	2		0		0	0	2	
9:45	2	18	1	13	0	0	3	31	21:45	1	4	1	4	0	0	2	8
10:00	5		1		0	0	6		22:00	0		1		0	0	1	
10:15	2		3		0	0	5		22:15	0		0		0	0		
10:30	6		2		0	0	8		22:30	0		0		0	0		
10:45	4	17	3	9	0	0	7	26	22:45	0		1	2	0	0	1	2
11:00	3		4		0	0	7		23:00	0		1		0	0	1	
11:15	5		0		0	0	5		23:15	0		0		0	0		
11:30	0		3		0	0	3		23:30	1		1		0	0	2	
11:45	4	12	1	8	0	0	5	20	23:45	0	1	0	2	0	0		3
TOTALS		67		50				117	TOTALS		114		82				196
SPLIT %		57.3%		42.7%				37.4%	SPLIT %		58.2%		41.8%				62.6%

DAILY TOTALS	NB	SB	EB	WB	Total
	181	132	0	0	313

AM Peak Hour	8:45	8:45			8:45	PM Peak Hour	13:30	12:45			13:30
AM Pk Volume	19	14			33	PM Pk Volume	22	16			37
Pk Hr Factor	0.679	0.700			0.750	Pk Hr Factor	0.611	0.800			0.661
7 - 9 Volume	15	16	0	0	31	4 - 6 Volume	21	13	0	0	34
7 - 9 Peak Hour	8:00	7:30			7:30	4 - 6 Peak Hour	17:00	16:00			16:45
7 - 9 Pk Volume	9	13	0	0	21	4 - 6 Pk Volume	12	8	0	0	18
Pk Hr Factor	0.563	0.813	0.000	0.000	0.656	Pk Hr Factor	0.750	0.500	0.000	0.000	0.643

Prepared by NDS/ATD

Project #: CA23_020030_003 **City:** Burbank

Location: S Brighton St S/O E Cjon Justo **Date:** 1/17/2023

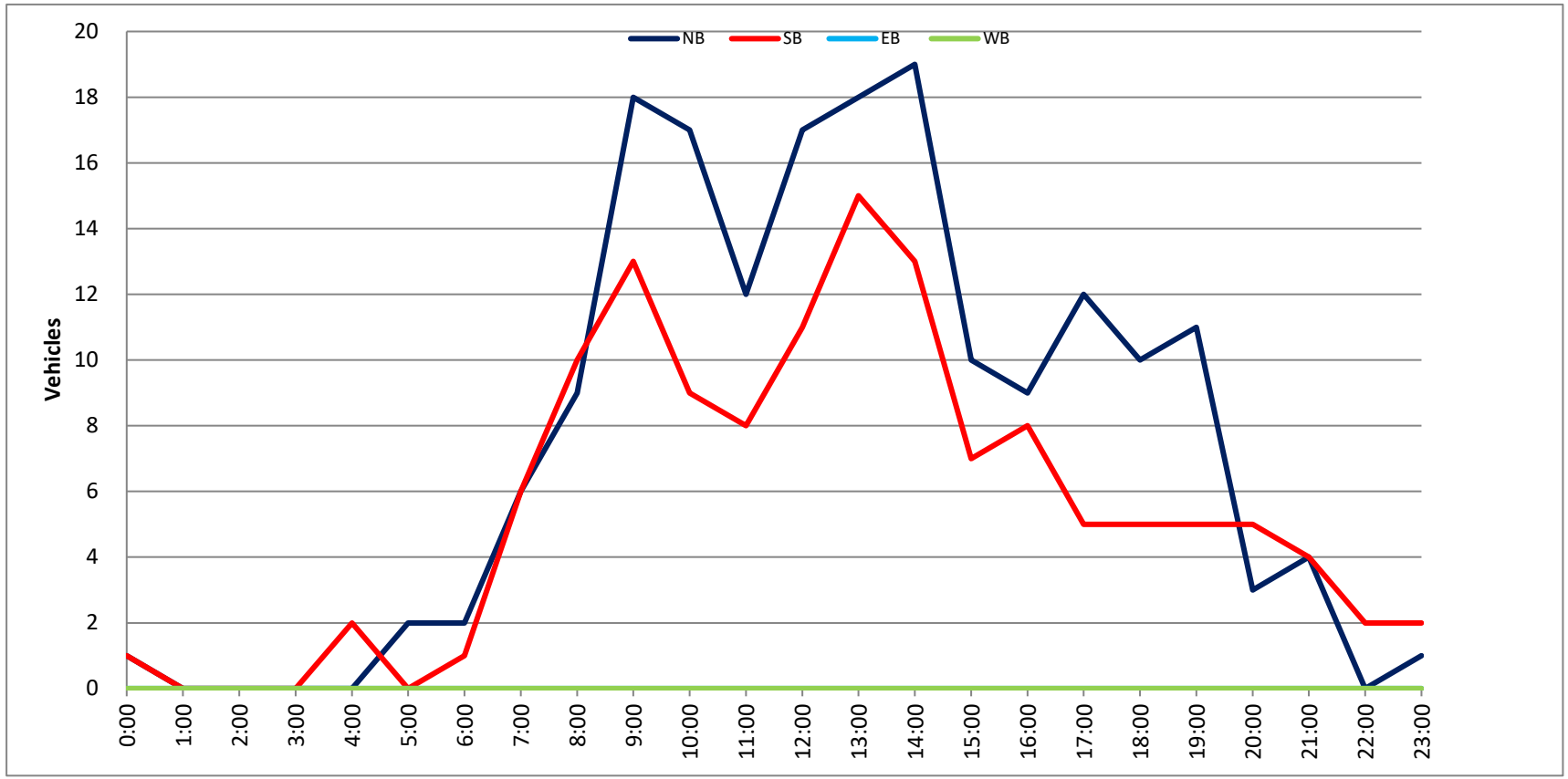

Prepared by National Data & Surveying Services

SPEED

S Brighton St S/O E Cjon Justo

Day: Wednesday
Date: 1/18/2023

City: Burbank
Project #: CA23_020030_003n

North Bound

Time	< 15	15 - 19	20 - 24	25 - 29	30 - 34	35 - 39	40 - 44	45 - 49	50 - 54	55 - 59	60 - 64	65 - 69	70 +	Total
0:00 AM	0	0	0	0	0	0	0	0	0	0	0	0	0	0
0:15	0	0	0	0	0	0	0	0	0	0	0	0	0	0
0:30	0	0	0	0	0	0	0	0	0	0	0	0	0	0
0:45	0	0	0	0	0	0	0	0	0	0	0	0	0	0
1:00	0	0	0	0	0	0	0	0	0	0	0	0	0	0
1:15	0	0	0	0	0	0	0	0	0	0	0	0	0	0
1:30	0	0	0	0	0	0	0	0	0	0	0	0	0	0
1:45	0	0	0	0	0	0	0	0	0	0	0	0	0	0
2:00	0	0	0	0	0	0	0	0	0	0	0	0	0	0
2:15	0	0	0	0	0	0	0	0	0	0	0	0	0	0
2:30	0	0	0	0	0	0	0	0	0	0	0	0	0	0
2:45	0	0	0	0	0	0	0	0	0	0	0	0	0	0
3:00	0	0	0	0	0	0	0	0	0	0	0	0	0	0
3:15	0	0	0	0	0	0	0	0	0	0	0	0	0	0
3:30	0	0	0	0	0	0	0	0	0	0	0	0	0	0
3:45	1	0	0	0	0	0	0	0	0	0	0	0	0	1
4:00	0	0	0	0	0	0	0	0	0	0	0	0	0	0
4:15	0	0	0	0	0	0	0	0	0	0	0	0	0	0
4:30	0	0	0	0	0	0	0	0	0	0	0	0	0	0
4:45	0	0	0	0	0	0	0	0	0	0	0	0	0	0
5:00	0	0	0	0	0	0	0	0	0	0	0	0	0	0
5:15	0	0	0	0	0	0	0	0	0	0	0	0	0	0
5:30	0	0	0	0	0	0	0	0	0	0	0	0	0	0
5:45	0	0	0	0	0	0	0	0	0	0	0	0	0	0
6:00	0	0	1	0	0	0	0	0	0	0	0	0	0	1
6:15	1	0	0	0	0	0	0	0	0	0	0	0	0	1
6:30	0	1	0	0	0	0	0	0	0	0	0	0	0	1
6:45	0	0	0	1	0	0	0	0	0	0	0	0	0	1
7:00	0	0	0	0	0	0	0	0	0	0	0	0	0	0
7:15	0	1	0	0	0	0	0	0	0	0	0	0	0	1
7:30	0	0	1	0	0	0	0	0	0	0	0	0	0	1
7:45	0	2	3	0	0	0	0	0	0	0	0	0	0	5
8:00	0	0	1	0	0	0	0	0	0	0	0	0	0	1
8:15	0	2	0	0	0	0	0	0	0	0	0	0	0	2
8:30	1	0	2	0	0	0	0	0	0	0	0	0	0	3
8:45	0	0	2	0	0	0	0	0	0	0	0	0	0	2
9:00	0	1	3	0	0	0	0	0	0	0	0	0	0	4
9:15	1	0	1	0	0	0	0	0	0	0	0	0	0	2
9:30	0	0	1	0	0	0	0	0	0	0	0	0	0	1
9:45	0	0	2	0	0	0	0	0	0	0	0	0	0	2
10:00	2	1	0	1	1	0	0	0	0	0	0	0	0	5
10:15	0	1	2	1	0	0	0	0	0	0	0	0	0	4
10:30	0	0	2	0	0	0	0	0	0	0	0	0	0	2
10:45	0	1	1	0	0	0	0	0	0	0	0	0	0	2
11:00	0	3	1	0	0	0	0	0	0	0	0	0	0	4
11:15	0	1	2	1	0	0	0	0	0	0	0	0	0	4
11:30	0	2	1	0	0	0	0	0	0	0	0	0	0	3
11:45	0	1	2	0	0	0	0	0	0	0	0	0	0	3
12:00 PM	0	1	0	0	0	0	0	0	0	0	0	0	0	1
12:15	1	1	0	0	0	0	0	0	0	0	0	0	0	2
12:30	0	0	1	1	0	0	0	0	0	0	0	0	0	2
12:45	1	1	2	0	0	0	0	0	0	0	0	0	0	4
13:00	1	1	4	0	0	0	0	0	0	0	0	0	0	6
13:15	0	2	4	1	1	0	0	0	0	0	0	0	0	8
13:30	0	0	0	0	0	0	0	0	0	0	0	0	0	0
13:45	0	0	0	2	0	0	0	0	0	0	0	0	0	2
14:00	0	2	0	1	0	0	0	0	0	0	0	0	0	3
14:15	2	0	3	1	0	0	0	0	0	0	0	0	0	6
14:30	0	2	2	0	1	0	0	0	0	0	0	0	0	5
14:45	0	3	1	0	0	0	0	0	0	0	0	0	0	4
15:00	0	1	1	1	0	0	0	0	0	0	0	0	0	3
15:15	1	1	1	0	0	0	0	0	0	0	0	0	0	3
15:30	0	2	1	0	0	0	0	0	0	0	0	0	0	3
15:45	0	0	1	1	0	0	0	0	0	0	0	0	0	2
16:00	0	0	1	1	0	0	0	0	0	0	0	0	0	2
16:15	1	3	1	1	0	0	0	0	0	0	0	0	0	6
16:30	0	2	0	0	0	0	0	0	0	0	0	0	0	2
16:45	2	3	3	1	0	0	0	0	0	0	0	0	0	9
17:00	2	0	1	0	0	0	0	0	0	0	0	0	0	3
17:15	1	1	0	2	0	0	0	0	0	0	0	0	0	4
17:30	0	3	3	0	0	0	0	0	0	0	0	0	0	6
17:45	0	3	2	0	0	0	0	0	0	0	0	0	0	5
18:00	0	1	0	0	0	0	0	0	0	0	0	0	0	1
18:15	0	1	2	0	0	0	0	0	0	0	0	0	0	3
18:30	0	0	3	1	0	0	0	0	0	0	0	0	0	4
18:45	0	0	1	0	0	0	0	0	0	0	0	0	0	1
19:00	1	1	1	0	0	0	0	0	0	0	0	0	0	3
19:15	0	0	1	0	1	0	0	0	0	0	0	0	0	2
19:30	0	0	0	1	0	0	0	0	0	0	0	0	0	1
19:45	0	0	3	0	0	0	0	0	0	0	0	0	0	3
20:00	0	1	0	0	0	0	0	0	0	0	0	0	0	1
20:15	0	1	0	0	0	0	0	0	0	0	0	0	0	1
20:30	0	0	0	0	0	0	0	0	0	0	0	0	0	0
20:45	0	0	1	0	0	0	0	0	0	0	0	0	0	1
21:00	0	1	1	0	0	0	0	0	0	0	0	0	0	2
21:15	0	0	0	1	0	0	0	0	0	0	0	0	0	1
21:30	0	0	0	0	0	0	0	0	0	0	0	0	0	0
21:45	0	0	1	0	0	0	0	0	0	0	0	0	0	1
22:00	0	1	0	0	0	0	0	0	0	0	0	0	0	1
22:15	0	1	0	0	0	0	0	0	0	0	0	0	0	1
22:30	0	0	0	2	0	0	0	0	0	0	0	0	0	2
22:45	1	2	0	0	0	0	0	0	0	0	0	0	0	3
23:00	0	0	0	0	0	0	0	0	0	0	0	0	0	0
23:15	0	0	0	0	0	0	0	0	0	0	0	0	0	0
23:30	0	0	0	0	0	0	0	0	0	0	0	0	0	0
23:45	0	0	0	0	0	0	0	0	0	0	0	0	0	0
Totals	20	59	74	22	4									179
% of Totals	11%	33%	41%	12%	2%									100%

AM Volumes	6	17	28	4	1	0	0	0	0	0	0	0	0	56
% AM	3%	9%	16%	2%	1%									31%
AM Peak Hour	9:15	10:45	8:30	9:30	9:15									11:00
Volume	3	7	8	2	1									14
PM Volumes	14	42	46	18	3	0	0	0	0	0	0	0	0	123
% PM	8%	23%	26%	10%	2%									69%
PM Peak Hour	16:15	16:00	12:30	13:15	12:30									16:45
Volume	5	8	11	4	1									22

Directional Peak Periods	AM 7-9			NOON 12-2			PM 4-6			Off Peak Volumes		
All Classes	Volume	⟷	%	Volume	⟷	%	Volume	⟷	%	Volume	⟷	%
	15		8%	25		14%	37		21%	102		57%

Street Name	Direction	Percentiles					
		15th	50th	Average	85th	95th	ADT
S Brighton St	North Bound	16	21	20	25	29	179
S Brighton St	South Bound	11	19	19	24	28	150

Prepared by National Data & Surveying Services

SPEED

S Brighton St S/O E Cjon Justo

Day: Wednesday
Date: 1/18/2023

City: Burbank
Project #: CA23_020030_003s

South Bound

Time	< 15	15 - 19	20 - 24	25 - 29	30 - 34	35 - 39	40 - 44	45 - 49	50 - 54	55 - 59	60 - 64	65 - 69	70 +	Total
0:00 AM	0	0	0	0	0	0	0	0	0	0	0	0	0	0
0:15	0	0	0	0	0	0	0	0	0	0	0	0	0	0
0:30	0	0	0	0	0	0	0	0	0	0	0	0	0	0
0:45	0	0	0	0	0	0	0	0	0	0	0	0	0	0
1:00	0	0	0	0	0	0	0	0	0	0	0	0	0	0
1:15	0	0	0	0	0	0	0	0	0	0	0	0	0	0
1:30	0	0	0	0	0	0	0	0	0	0	0	0	0	0
1:45	0	0	0	0	0	0	0	0	0	0	0	0	0	0
2:00	0	0	0	0	0	0	0	0	0	0	0	0	0	0
2:15	0	0	0	0	0	0	0	0	0	0	0	0	0	0
2:30	0	0	0	0	0	0	0	0	0	0	0	0	0	0
2:45	0	0	0	0	0	0	0	0	0	0	0	0	0	0
3:00	0	0	0	0	0	0	0	0	0	0	0	0	0	0
3:15	0	0	0	0	0	0	0	0	0	0	0	0	0	0
3:30	0	0	0	0	0	0	0	0	0	0	0	0	0	0
3:45	0	0	0	0	0	0	0	0	0	0	0	0	0	0
4:00	0	0	0	0	0	0	0	0	0	0	0	0	0	0
4:15	0	0	0	0	0	0	0	0	0	0	0	0	0	0
4:30	0	0	0	0	0	0	0	0	0	0	0	0	0	0
4:45	0	0	0	0	0	0	0	0	0	0	0	0	0	0
5:00	0	0	1	0	0	0	0	0	0	0	0	0	0	1
5:15	0	0	0	0	0	0	0	0	0	0	0	0	0	0
5:30	0	0	0	0	0	0	0	0	0	0	0	0	0	0
5:45	0	0	0	0	0	0	0	0	0	0	0	0	0	0
6:00	0	0	0	0	0	0	0	0	0	0	0	0	0	0
6:15	0	0	0	0	0	0	0	0	0	0	0	0	0	0
6:30	0	0	0	0	0	0	0	0	0	0	0	0	0	0
6:45	0	0	1	0	0	0	0	0	0	0	0	0	0	1
7:00	0	1	1	0	0	0	0	0	0	0	0	0	0	2
7:15	0	0	0	1	0	0	0	0	0	0	0	0	0	1
7:30	1	0	0	0	0	0	0	0	0	0	0	0	0	1
7:45	0	0	0	0	0	0	0	0	0	0	0	0	0	0
8:00	2	1	1	0	0	0	0	0	0	0	0	0	0	4
8:15	1	0	0	0	0	0	0	0	0	0	0	0	0	1
8:30	1	1	1	0	0	0	0	0	0	0	0	0	0	3
8:45	0	0	1	0	0	0	0	0	0	0	0	0	0	1
9:00	1	3	2	1	0	0	0	0	0	0	0	0	0	7
9:15	0	0	2	1	0	0	0	0	0	0	0	0	0	3
9:30	1	0	1	0	0	0	0	0	0	0	0	0	0	2
9:45	0	0	1	0	0	0	0	0	0	0	0	0	0	1
10:00	1	0	2	1	0	0	0	0	0	0	0	0	0	4
10:15	1	1	1	2	0	0	0	0	0	0	0	0	0	5
10:30	1	0	1	0	0	0	0	0	0	0	0	0	0	2
10:45	1	2	1	0	0	0	0	0	0	0	0	0	0	4
11:00	1	2	0	0	0	0	0	0	0	0	0	0	0	3
11:15	0	0	1	0	0	0	0	0	0	0	0	0	0	1
11:30	1	2	1	0	0	0	0	0	0	0	0	0	0	4
11:45	0	0	0	0	0	0	0	0	0	0	0	0	0	0
12:00 PM	0	0	0	1	0	0	0	0	0	0	0	0	0	1
12:15	1	0	0	0	0	0	0	0	0	0	0	0	0	1
12:30	0	0	0	0	0	0	0	0	0	0	0	0	0	0
12:45	1	1	1	0	0	0	0	0	0	0	0	0	0	3
13:00	0	1	1	0	0	0	0	0	0	0	0	0	0	2
13:15	2	0	1	0	0	0	0	0	0	0	0	0	0	3
13:30	0	2	2	0	0	0	0	0	0	0	0	0	0	4
13:45	0	2	0	0	0	0	0	0	0	0	0	0	0	2
14:00	1	1	2	0	0	0	0	0	0	0	0	0	0	4
14:15	0	0	2	0	0	0	0	0	0	0	0	0	0	2
14:30	1	3	0	0	0	0	0	0	0	0	0	0	0	4
14:45	0	1	1	1	0	0	0	0	0	0	0	0	0	3
15:00	1	1	2	0	0	0	0	0	0	0	0	0	0	4
15:15	0	3	1	0	0	0	0	0	0	0	0	0	0	4
15:30	0	1	1	0	0	0	0	0	0	0	0	0	0	2
15:45	1	0	2	0	0	0	0	0	0	0	0	0	0	3
16:00	2	1	2	1	0	0	0	0	0	0	0	0	0	6
16:15	2	0	0	1	0	0	0	0	0	0	0	0	0	3
16:30	1	3	1	1	0	0	0	0	0	0	0	0	0	6
16:45	0	2	2	0	0	0	0	0	0	0	0	0	0	4
17:00	1	2	1	1	1	0	0	0	0	0	0	0	0	6
17:15	1	0	0	0	0	0	0	0	0	0	0	0	0	1
17:30	0	0	1	0	0	0	0	0	0	0	0	0	0	1
17:45	1	2	0	0	0	0	0	0	0	0	0	0	0	3
18:00	1	1	2	1	0	0	0	0	0	0	0	0	0	5
18:15	0	1	0	0	0	0	0	0	0	0	0	0	0	1
18:30	0	1	0	0	0	0	0	0	0	0	0	0	0	1
18:45	0	1	0	1	0	0	0	0	0	0	0	0	0	2
19:00	0	0	0	0	0	0	0	0	0	0	0	0	0	0
19:15	1	0	1	0	0	0	0	0	0	0	0	0	0	2
19:30	0	1	0	1	0	0	0	0	0	0	0	0	0	2
19:45	1	0	0	0	0	0	0	0	0	0	0	0	0	1
20:00	1	2	0	0	0	0	0	0	0	0	0	0	0	3
20:15	0	0	1	0	0	0	0	0	0	0	0	0	0	1
20:30	0	2	1	0	0	0	0	0	0	0	0	0	0	3
20:45	0	1	0	1	0	0	0	0	0	0	0	0	0	2
21:00	0	0	0	0	0	0	0	0	0	0	0	0	0	0
21:15	0	0	0	0	0	0	0	0	0	0	0	0	0	0
21:30	0	0	0	0	0	0	0	0	0	0	0	0	0	0
21:45	0	1	0	0	0	0	0	0	0	0	0	0	0	1
22:00	0	0	0	0	0	0	0	0	0	0	0	0	0	0
22:15	1	0	0	0	0	0	0	0	0	0	0	0	0	1
22:30	0	0	0	0	0	0	0	0	0	0	0	0	0	0
22:45	1	0	0	0	0	0	0	0	0	0	0	0	0	1
23:00	0	0	1	0	0	0	0	0	0	0	0	0	0	1
23:15	0	0	0	0	0	0	0	0	0	0	0	0	0	0
23:30	0	0	0	0	0	0	0	0	0	0	0	0	0	0
23:45	0	0	0	0	0	0	0	0	0	0	0	0	0	0
Totals	35	50	48	16	1									150
% of Totals	23%	33%	32%	11%	1%									100%

AM Volumes	13	13	19	6	0	0	0	0	0	0	0	0	0	51
% AM	9%	9%	13%	4%										34%
AM Peak Hour	7:30	10:45	8:30	9:30										10:00
Volume	4	6	6	3										15
PM Volumes	22	37	29	10	1	0	0	0	0	0	0	0	0	99
% PM	15%	25%	19%	7%	1%									66%
PM Peak Hour	15:45	14:30	13:30	15:45	16:15									16:00
Volume	6	8	6	3	1									19

Directional Peak Periods	AM 7-9			NOON 12-2			PM 4-6			Off Peak Volumes		
All Classes	Volume	⟷	%	Volume	⟷	%	Volume	⟷	%	Volume	⟷	%
	13		9%	16		11%	30		20%	91		61%

Street Name	Direction	Percentiles					
		15th	50th	Average	85th	95th	ADT
S Brighton St	North Bound	16	21	20	25	29	179
S Brighton St	South Bound	11	19	19	24	28	150

ATTACHMENT 3 - 1028

Prepared by National Data & Surveying Services

SPEED

S Brighton St S/O E Cjon Justo

Day: Wednesday
Date: 1/18/2023

City: Burbank
Project #: CA23_020030_003

Summary

Time	< 15	15 - 19	20 - 24	25 - 29	30 - 34	35 - 39	40 - 44	45 - 49	50 - 54	55 - 59	60 - 64	65 - 69	70 +	Total
0:00 AM	0	0	0	0	0	0	0	0	0	0	0	0	0	0
0:15	0	0	0	0	0	0	0	0	0	0	0	0	0	0
0:30	0	0	0	0	0	0	0	0	0	0	0	0	0	0
0:45	0	0	0	0	0	0	0	0	0	0	0	0	0	0
1:00	0	0	0	0	0	0	0	0	0	0	0	0	0	0
1:15	0	0	0	0	0	0	0	0	0	0	0	0	0	0
1:30	0	0	0	0	0	0	0	0	0	0	0	0	0	0
1:45	0	0	0	0	0	0	0	0	0	0	0	0	0	0
2:00	0	0	0	0	0	0	0	0	0	0	0	0	0	0
2:15	0	0	0	0	0	0	0	0	0	0	0	0	0	0
2:30	0	0	0	0	0	0	0	0	0	0	0	0	0	0
2:45	0	0	0	0	0	0	0	0	0	0	0	0	0	0
3:00	0	0	0	0	0	0	0	0	0	0	0	0	0	0
3:15	0	0	0	0	0	0	0	0	0	0	0	0	0	0
3:30	0	0	0	0	0	0	0	0	0	0	0	0	0	0
3:45	1	0	0	0	0	0	0	0	0	0	0	0	0	1
4:00	0	0	0	0	0	0	0	0	0	0	0	0	0	0
4:15	0	0	0	0	0	0	0	0	0	0	0	0	0	0
4:30	0	0	0	0	0	0	0	0	0	0	0	0	0	0
4:45	0	0	0	0	0	0	0	0	0	0	0	0	0	0
5:00	0	0	1	0	0	0	0	0	0	0	0	0	0	1
5:15	0	0	0	0	0	0	0	0	0	0	0	0	0	0
5:30	0	0	0	0	0	0	0	0	0	0	0	0	0	0
5:45	0	0	0	0	0	0	0	0	0	0	0	0	0	0
6:00	0	0	1	0	0	0	0	0	0	0	0	0	0	1
6:15	1	0	0	0	0	0	0	0	0	0	0	0	0	1
6:30	0	1	0	0	0	0	0	0	0	0	0	0	0	1
6:45	0	0	1	1	0	0	0	0	0	0	0	0	0	2
7:00	0	1	1	0	0	0	0	0	0	0	0	0	0	2
7:15	0	1	0	1	0	0	0	0	0	0	0	0	0	2
7:30	1	0	1	0	0	0	0	0	0	0	0	0	0	2
7:45	0	2	3	0	0	0	0	0	0	0	0	0	0	5
8:00	2	1	2	0	0	0	0	0	0	0	0	0	0	5
8:15	1	2	0	0	0	0	0	0	0	0	0	0	0	3
8:30	2	1	3	0	0	0	0	0	0	0	0	0	0	6
8:45	0	0	3	0	0	0	0	0	0	0	0	0	0	3
9:00	1	4	5	1	0	0	0	0	0	0	0	0	0	11
9:15	1	0	3	1	0	0	0	0	0	0	0	0	0	5
9:30	1	0	2	0	0	0	0	0	0	0	0	0	0	3
9:45	0	0	3	0	0	0	0	0	0	0	0	0	0	3
10:00	3	1	2	2	1	0	0	0	0	0	0	0	0	9
10:15	1	2	3	3	0	0	0	0	0	0	0	0	0	9
10:30	1	0	3	0	0	0	0	0	0	0	0	0	0	4
10:45	1	3	2	0	0	0	0	0	0	0	0	0	0	6
11:00	1	5	1	0	0	0	0	0	0	0	0	0	0	7
11:15	0	1	3	1	0	0	0	0	0	0	0	0	0	5
11:30	1	4	2	0	0	0	0	0	0	0	0	0	0	7
11:45	0	1	2	0	0	0	0	0	0	0	0	0	0	3
12:00 PM	0	1	0	1	0	0	0	0	0	0	0	0	0	2
12:15	2	1	0	0	0	0	0	0	0	0	0	0	0	3
12:30	0	0	1	1	0	0	0	0	0	0	0	0	0	2
12:45	2	2	3	0	0	0	0	0	0	0	0	0	0	7
13:00	1	2	5	0	0	0	0	0	0	0	0	0	0	8
13:15	2	2	5	1	1	0	0	0	0	0	0	0	0	11
13:30	0	2	2	0	0	0	0	0	0	0	0	0	0	4
13:45	0	2	0	2	0	0	0	0	0	0	0	0	0	4
14:00	1	3	2	1	0	0	0	0	0	0	0	0	0	7
14:15	2	0	5	1	0	0	0	0	0	0	0	0	0	8
14:30	1	5	2	0	1	0	0	0	0	0	0	0	0	9
14:45	0	4	2	1	0	0	0	0	0	0	0	0	0	7
15:00	1	2	3	1	0	0	0	0	0	0	0	0	0	7
15:15	1	4	2	0	0	0	0	0	0	0	0	0	0	7
15:30	0	3	2	0	0	0	0	0	0	0	0	0	0	5
15:45	1	0	3	1	0	0	0	0	0	0	0	0	0	5
16:00	2	1	3	2	0	0	0	0	0	0	0	0	0	8
16:15	3	3	1	2	0	0	0	0	0	0	0	0	0	9
16:30	1	5	1	1	0	0	0	0	0	0	0	0	0	8
16:45	2	5	5	1	0	0	0	0	0	0	0	0	0	13
17:00	3	2	2	1	1	0	0	0	0	0	0	0	0	9
17:15	2	1	0	2	0	0	0	0	0	0	0	0	0	5
17:30	0	3	4	0	0	0	0	0	0	0	0	0	0	7
17:45	1	5	2	0	0	0	0	0	0	0	0	0	0	8
18:00	1	2	2	1	0	0	0	0	0	0	0	0	0	6
18:15	0	2	2	0	0	0	0	0	0	0	0	0	0	4
18:30	0	1	3	1	0	0	0	0	0	0	0	0	0	5
18:45	0	1	1	1	0	0	0	0	0	0	0	0	0	3
19:00	1	1	1	0	0	0	0	0	0	0	0	0	0	3
19:15	1	0	2	0	1	0	0	0	0	0	0	0	0	4
19:30	0	1	0	2	0	0	0	0	0	0	0	0	0	3
19:45	1	0	3	0	0	0	0	0	0	0	0	0	0	4
20:00	1	3	0	0	0	0	0	0	0	0	0	0	0	4
20:15	0	1	1	0	0	0	0	0	0	0	0	0	0	2
20:30	0	2	1	0	0	0	0	0	0	0	0	0	0	3
20:45	0	1	1	1	0	0	0	0	0	0	0	0	0	3
21:00	0	1	1	0	0	0	0	0	0	0	0	0	0	2
21:15	0	0	0	1	0	0	0	0	0	0	0	0	0	1
21:30	0	0	0	0	0	0	0	0	0	0	0	0	0	0
21:45	0	1	1	0	0	0	0	0	0	0	0	0	0	2
22:00	0	1	0	0	0	0	0	0	0	0	0	0	0	1
22:15	1	1	0	0	0	0	0	0	0	0	0	0	0	2
22:30	0	0	0	2	0	0	0	0	0	0	0	0	0	2
22:45	2	2	0	0	0	0	0	0	0	0	0	0	0	4
23:00	0	0	1	0	0	0	0	0	0	0	0	0	0	1
23:15	0	0	0	0	0	0	0	0	0	0	0	0	0	0
23:30	0	0	0	0	0	0	0	0	0	0	0	0	0	0
23:45	0	0	0	0	0	0	0	0	0	0	0	0	0	0
Totals	55	109	122	38	5									329
% of Totals	17%	33%	37%	12%	2%									100%

AM Volumes	19	30	47	10	1	0	0	0	0	0	0	0	0	107
% AM	6%	9%	14%	3%	0%									33%
AM Peak Hour	10:00	10:45	8:30	9:30	9:15									10:00
Volume	6	13	14	5	1									28
PM Volumes	36	79	75	28	4	0	0	0	0	0	0	0	0	222
% PM	11%	24%	23%	9%	1%									67%
PM Peak Hour	16:15	14:30	12:45	15:45	12:30									16:15
Volume	9	15	15	6	1									39

Directional Peak Periods	AM 7-9			NOON 12-2			PM 4-6			Off Peak Volumes		
All Classes	Volume	⟷	%	Volume	⟷	%	Volume	⟷	%	Volume	⟷	%
	28		9%	41		12%	67		20%	193		59%

Street Name	Direction	Percentiles					
		15th	50th	Average	85th	95th	ADT
S Brighton St	Summary	14	20	19	25	28	329

Prepared by National Data & Surveying Services

SPEED

S Brighton St S/O E Cjon Justo

Day: Wednesday
Date: 1/18/2023

City: Burbank
Project #: CA23_020030_003n

North Bound

Time	< 15	15 - 19	20 - 24	25 - 29	30 - 34	35 - 39	40 - 44	45 - 49	50 - 54	55 - 59	60 - 64	65 - 69	70 +	Total
0:00 AM	0	0	0	0	0	0	0	0	0	0	0	0	0	0
1:00	0	0	0	0	0	0	0	0	0	0	0	0	0	0
2:00	0	0	0	0	0	0	0	0	0	0	0	0	0	0
3:00	1	0	0	0	0	0	0	0	0	0	0	0	0	1
4:00	0	0	0	0	0	0	0	0	0	0	0	0	0	0
5:00	0	0	0	0	0	0	0	0	0	0	0	0	0	0
6:00	1	1	1	1	0	0	0	0	0	0	0	0	0	4
7:00	0	3	4	0	0	0	0	0	0	0	0	0	0	7
8:00	1	2	5	0	0	0	0	0	0	0	0	0	0	8
9:00	1	1	7	0	0	0	0	0	0	0	0	0	0	9
10:00	2	3	5	2	1	0	0	0	0	0	0	0	0	13
11:00	0	7	6	1	0	0	0	0	0	0	0	0	0	14
12:00 PM	2	3	3	1	0	0	0	0	0	0	0	0	0	9
13:00	1	3	8	3	1	0	0	0	0	0	0	0	0	16
14:00	2	7	6	2	1	0	0	0	0	0	0	0	0	18
15:00	1	4	4	2	0	0	0	0	0	0	0	0	0	11
16:00	3	8	5	3	0	0	0	0	0	0	0	0	0	19
17:00	3	7	6	2	0	0	0	0	0	0	0	0	0	18
18:00	0	2	6	1	0	0	0	0	0	0	0	0	0	9
19:00	1	1	5	1	1	0	0	0	0	0	0	0	0	9
20:00	0	2	1	0	0	0	0	0	0	0	0	0	0	3
21:00	0	1	2	1	0	0	0	0	0	0	0	0	0	4
22:00	1	4	0	2	0	0	0	0	0	0	0	0	0	7
23:00	0	0	0	0	0	0	0	0	0	0	0	0	0	0
Totals	20	59	74	22	4									179
% of Totals	11%	33%	41%	12%	2%									100%

AM Volumes	6	17	28	4	1	0	0	0	0	0	0	0	0	56
% AM	3%	9%	16%	2%	1%									31%
AM Peak Hour	10:00	11:00	9:00	10:00	10:00									11:00
Volume	2	7	7	2	1									14
PM Volumes	14	42	46	18	3	0	0	0	0	0	0	0	0	123
% PM	8%	23%	26%	10%	2%									69%
PM Peak Hour	16:00	16:00	13:00	13:00	13:00									16:00
Volume	3	8	8	3	1									19

Directional Peak Periods	AM 7-9			NOON 12-2			PM 4-6			Off Peak Volumes		
All Speeds	Volume	↔	%	Volume	↔	%	Volume	↔	%	Volume	↔	%
	15	↔	8%	25	↔	14%	37	↔	21%	102	↔	57%

Street Name	Direction	Percentiles					
		15th	50th	Average	85th	95th	ADT
S Brighton St	North Bound	16	21	20	25	29	179
S Brighton St	South Bound	11	19	19	24	28	150

Prepared by National Data & Surveying Services

SPEED

S Brighton St S/O E Cjon Justo

Day: Wednesday
Date: 1/18/2023

City: Burbank
Project #: CA23_020030_003s

South Bound

Time	< 15	15 - 19	20 - 24	25 - 29	30 - 34	35 - 39	40 - 44	45 - 49	50 - 54	55 - 59	60 - 64	65 - 69	70 +	Total
0:00 AM	0	0	0	0	0	0	0	0	0	0	0	0	0	0
1:00	0	0	0	0	0	0	0	0	0	0	0	0	0	0
2:00	0	0	0	0	0	0	0	0	0	0	0	0	0	0
3:00	0	0	0	0	0	0	0	0	0	0	0	0	0	0
4:00	0	0	0	0	0	0	0	0	0	0	0	0	0	0
5:00	0	0	1	0	0	0	0	0	0	0	0	0	0	1
6:00	0	0	1	0	0	0	0	0	0	0	0	0	0	1
7:00	1	1	1	1	0	0	0	0	0	0	0	0	0	4
8:00	4	2	3	0	0	0	0	0	0	0	0	0	0	9
9:00	2	3	6	2	0	0	0	0	0	0	0	0	0	13
10:00	4	3	5	3	0	0	0	0	0	0	0	0	0	15
11:00	2	4	2	0	0	0	0	0	0	0	0	0	0	8
12:00 PM	2	1	1	1	0	0	0	0	0	0	0	0	0	5
13:00	2	5	4	0	0	0	0	0	0	0	0	0	0	11
14:00	2	5	5	1	0	0	0	0	0	0	0	0	0	13
15:00	2	5	6	0	0	0	0	0	0	0	0	0	0	13
16:00	5	6	5	3	0	0	0	0	0	0	0	0	0	19
17:00	3	4	2	1	1	0	0	0	0	0	0	0	0	11
18:00	1	4	2	2	0	0	0	0	0	0	0	0	0	9
19:00	2	1	1	1	0	0	0	0	0	0	0	0	0	5
20:00	1	5	2	1	0	0	0	0	0	0	0	0	0	9
21:00	0	1	0	0	0	0	0	0	0	0	0	0	0	1
22:00	2	0	0	0	0	0	0	0	0	0	0	0	0	2
23:00	0	0	1	0	0	0	0	0	0	0	0	0	0	1
Totals	35	50	48	16	1									150
% of Totals	23%	33%	32%	11%	1%									100%

AM Volumes	13	13	19	6	0	0	0	0	0	0	0	0	0	51
% AM	9%	9%	13%	4%										34%
AM Peak Hour	8:00	11:00	9:00	10:00										10:00
Volume	4	4	6	3										15
PM Volumes	22	37	29	10	1	0	0	0	0	0	0	0	0	99
% PM	15%	25%	19%	7%	1%									66%
PM Peak Hour	16:00	16:00	15:00	16:00	17:00									16:00
Volume	5	6	6	3	1									19

Directional Peak Periods	AM 7-9			NOON 12-2			PM 4-6			Off Peak Volumes		
All Speeds	Volume		%	Volume		%	Volume		%	Volume		%
	13	↔	9%	16	↔	11%	30	↔	20%	91	↔	61%

Street Name	Direction	Percentiles					
		15th	50th	Average	85th	95th	ADT
S Brighton St	North Bound	16	21	20	25	29	179
S Brighton St	South Bound	11	19	19	24	28	150

Prepared by National Data & Surveying Services

SPEED

S Brighton St S/O E Cjon Justo

Day: Wednesday
Date: 1/18/2023

City: Burbank
Project #: CA23_020030_003

Summary

Time	< 15	15 - 19	20 - 24	25 - 29	30 - 34	35 - 39	40 - 44	45 - 49	50 - 54	55 - 59	60 - 64	65 - 69	70 +	Total
0:00 AM	0	0	0	0	0	0	0	0	0	0	0	0	0	0
1:00	0	0	0	0	0	0	0	0	0	0	0	0	0	0
2:00	0	0	0	0	0	0	0	0	0	0	0	0	0	0
3:00	1	0	0	0	0	0	0	0	0	0	0	0	0	1
4:00	0	0	0	0	0	0	0	0	0	0	0	0	0	0
5:00	0	0	1	0	0	0	0	0	0	0	0	0	0	1
6:00	1	1	2	1	0	0	0	0	0	0	0	0	0	5
7:00	1	4	5	1	0	0	0	0	0	0	0	0	0	11
8:00	5	4	8	0	0	0	0	0	0	0	0	0	0	17
9:00	3	4	13	2	0	0	0	0	0	0	0	0	0	22
10:00	6	6	10	5	1	0	0	0	0	0	0	0	0	28
11:00	2	11	8	1	0	0	0	0	0	0	0	0	0	22
12:00 PM	4	4	4	2	0	0	0	0	0	0	0	0	0	14
13:00	3	8	12	3	1	0	0	0	0	0	0	0	0	27
14:00	4	12	11	3	1	0	0	0	0	0	0	0	0	31
15:00	3	9	10	2	0	0	0	0	0	0	0	0	0	24
16:00	8	14	10	6	0	0	0	0	0	0	0	0	0	38
17:00	6	11	8	3	1	0	0	0	0	0	0	0	0	29
18:00	1	6	8	3	0	0	0	0	0	0	0	0	0	18
19:00	3	2	6	2	1	0	0	0	0	0	0	0	0	14
20:00	1	7	3	1	0	0	0	0	0	0	0	0	0	12
21:00	0	2	2	1	0	0	0	0	0	0	0	0	0	5
22:00	3	4	0	2	0	0	0	0	0	0	0	0	0	9
23:00	0	0	1	0	0	0	0	0	0	0	0	0	0	1
Totals	55	109	122	38	5									329
% of Totals	17%	33%	37%	12%	2%									100%

AM Volumes	19	30	47	10	1	0	0	0	0	0	0	0	0	107
% AM	6%	9%	14%	3%	0%									33%
AM Peak Hour	10:00	11:00	9:00	10:00	10:00									10:00
Volume	6	11	13	5	1									28
PM Volumes	36	79	75	28	4	0	0	0	0	0	0	0	0	222
% PM	11%	24%	23%	9%	1%									67%
PM Peak Hour	16:00	16:00	13:00	16:00	13:00									16:00
Volume	8	14	12	6	1									38

Directional Peak Periods	AM 7-9			NOON 12-2			PM 4-6			Off Peak Volumes		
All Speeds	Volume		%	Volume		%	Volume		%	Volume		%
	28	↔	9%	41	↔	12%	67	↔	20%	193	↔	59%

Street Name	Direction	Percentiles					
		15th	50th	Average	85th	95th	ADT
S Brighton St	Summary	14	20	19	25	28	329

Prepared by NDS/ATD

Prepared by National Data & Surveying Services

VOLUME

S Brighton St S/O E Cjon Justo

Day: Wednesday
Date: 1/18/2023

City: Burbank
Project #: CA23_020030_003

DAILY TOTALS	NB	SB	EB	WB	Total
	179	150	0	0	329

AM Period	NB		SB		EB	WB	TOTAL		PM Period	NB		SB		EB	WB	TOTAL	
0:00	0		0		0	0			12:00	1		1		0	0	2	
0:15	0		0		0	0			12:15	2		1		0	0	3	
0:30	0		0		0	0			12:30	2		0		0	0	2	
0:45	0		0		0	0			12:45	4	9	3	5	0	0	7	14
1:00	0		0		0	0			13:00	6		2		0	0	8	
1:15	0		0		0	0			13:15	8		3		0	0	11	
1:30	0		0		0	0			13:30	0		4		0	0	4	
1:45	0		0		0	0			13:45	2	16	2	11	0	0	4	27
2:00	0		0		0	0			14:00	3		4		0	0	7	
2:15	0		0		0	0			14:15	6		2		0	0	8	
2:30	0		0		0	0			14:30	5		4		0	0	9	
2:45	0		0		0	0			14:45	4	18	3	13	0	0	7	31
3:00	0		0		0	0			15:00	3		4		0	0	7	
3:15	0		0		0	0			15:15	3		4		0	0	7	
3:30	0		0		0	0			15:30	3		2		0	0	5	
3:45	1	1	0		0	0	1	1	15:45	2	11	3	13	0	0	5	24
4:00	0		0		0	0			16:00	2		6		0	0	8	
4:15	0		0		0	0			16:15	6		3		0	0	9	
4:30	0		0		0	0			16:30	2		6		0	0	8	
4:45	0		0		0	0			16:45	9	19	4	19	0	0	13	38
5:00	0		1		0	0	1		17:00	3		6		0	0	9	
5:15	0		0		0	0			17:15	4		1		0	0	5	
5:30	0		0		0	0			17:30	6		1		0	0	7	
5:45	0		0	1	0	0		1	17:45	5	18	3	11	0	0	8	29
6:00	1		0		0	0	1		18:00	1		5		0	0	6	
6:15	1		0		0	0	1		18:15	3		1		0	0	4	
6:30	1		0		0	0	1		18:30	4		1		0	0	5	
6:45	1	4	1	1	0	0	2	5	18:45	1	9	2	9	0	0	3	18
7:00	0		2		0	0	2		19:00	3		0		0	0	3	
7:15	1		1		0	0	2		19:15	2		2		0	0	4	
7:30	1		1		0	0	2		19:30	1		2		0	0	3	
7:45	5	7	0	4	0	0	5	11	19:45	3	9	1	5	0	0	4	14
8:00	1		4		0	0	5		20:00	1		3		0	0	4	
8:15	2		1		0	0	3		20:15	1		1		0	0	2	
8:30	3		3		0	0	6		20:30	0		3		0	0	3	
8:45	2	8	1	9	0	0	3	17	20:45	1	3	2	9	0	0	3	12
9:00	4		7		0	0	11		21:00	2		0		0	0	2	
9:15	2		3		0	0	5		21:15	1		0		0	0	1	
9:30	1		2		0	0	3		21:30	0		0		0	0		
9:45	2	9	1	13	0	0	3	22	21:45	1	4	1	1	0	0	2	5
10:00	5		4		0	0	9		22:00	1		0		0	0	1	
10:15	4		5		0	0	9		22:15	1		1		0	0	2	
10:30	2		2		0	0	4		22:30	2		0		0	0	2	
10:45	2	13	4	15	0	0	6	28	22:45	3	7	1	2	0	0	4	9
11:00	4		3		0	0	7		23:00	0		1		0	0	1	
11:15	4		1		0	0	5		23:15	0		0		0	0		
11:30	3		4		0	0	7		23:30	0		0		0	0		
11:45	3	14	0	8	0	0	3	22	23:45	0		0	1	0	0		1
TOTALS		56		51				107	TOTALS		123		99				222
SPLIT %		52.3%		47.7%				32.5%	SPLIT %		55.4%		44.6%				67.5%

DAILY TOTALS	NB	SB	EB	WB	Total
	179	150	0	0	329

AM Peak Hour	11:00	10:00			10:00	PM Peak Hour	16:45	16:00			16:15
AM Pk Volume	14	15			28	PM Pk Volume	22	19			39
Pk Hr Factor	0.875	0.750			0.778	Pk Hr Factor	0.611	0.792			0.750
7 - 9 Volume	15	13	0	0	28	4 - 6 Volume	37	30	0	0	67
7 - 9 Peak Hour	7:45	8:00			7:45	4 - 6 Peak Hour	16:45	16:00			16:15
7 - 9 Pk Volume	11	9	0	0	19	4 - 6 Pk Volume	22	19	0	0	39
Pk Hr Factor	0.550	0.563	0.000	0.000	0.792	Pk Hr Factor	0.611	0.792	0.000	0.000	0.750

Prepared by NDS/ATD

Project #: CA23_020030_003 **City:** Burbank

Location: S Brighton St S/O E Cjon Justo **Date:** 1/18/2023

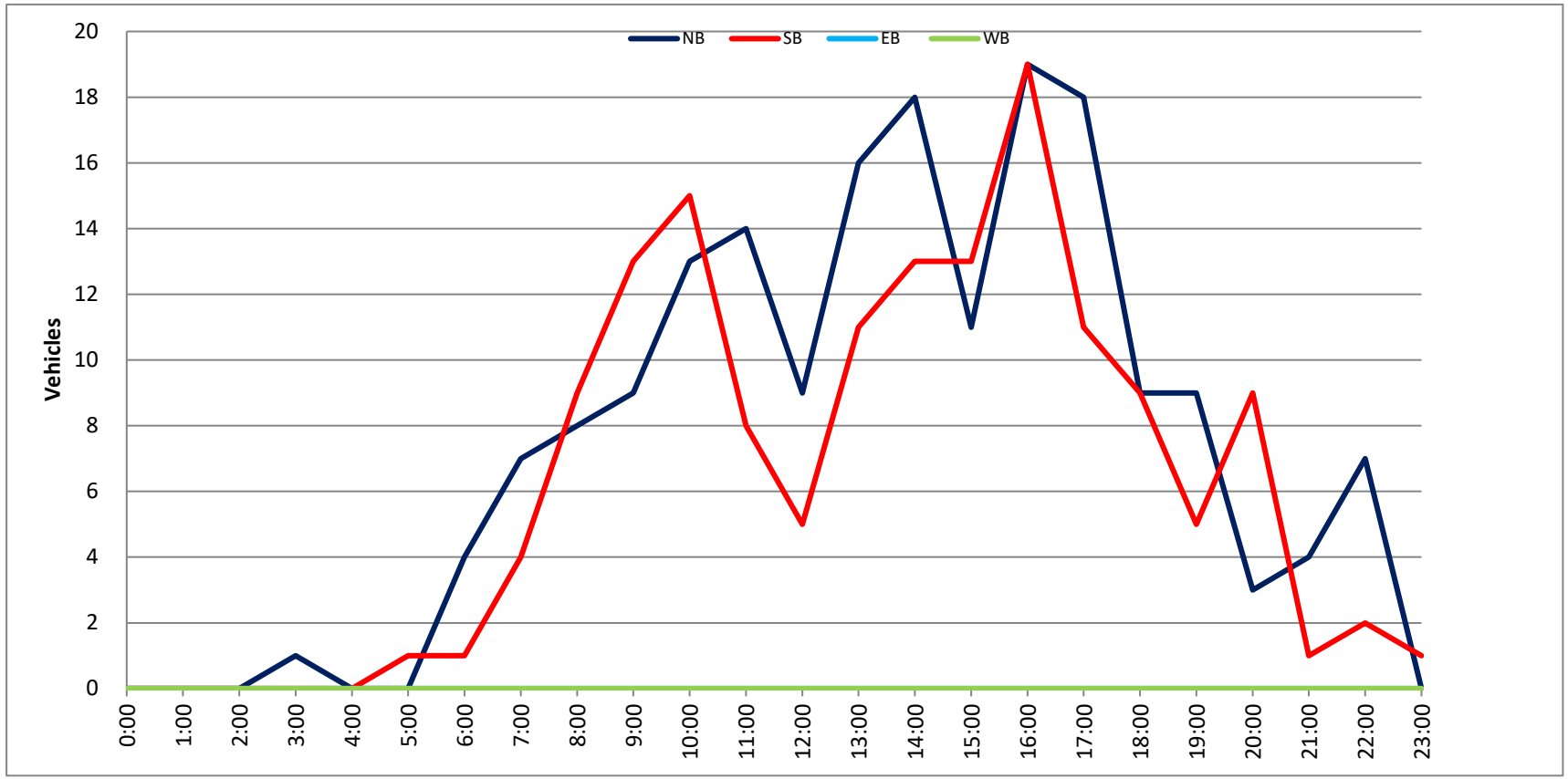

Prepared by National Data & Surveying Services

SPEED

S Brighton St S/O E Cjon Justo

Day: Thursday
Date: 1/19/2023

City: Burbank
Project #: CA23_020030_003n

North Bound

Time	< 15	15 - 19	20 - 24	25 - 29	30 - 34	35 - 39	40 - 44	45 - 49	50 - 54	55 - 59	60 - 64	65 - 69	70 +	Total
0:00 AM	0	0	0	0	0	0	0	0	0	0	0	0	0	0
0:15	0	0	0	0	0	0	0	0	0	0	0	0	0	0
0:30	0	0	0	0	0	0	0	0	0	0	0	0	0	0
0:45	0	0	0	0	0	0	0	0	0	0	0	0	0	0
1:00	0	1	0	0	0	0	0	0	0	0	0	0	0	1
1:15	0	0	0	0	0	0	0	0	0	0	0	0	0	0
1:30	0	0	0	0	0	0	0	0	0	0	0	0	0	0
1:45	0	0	0	0	0	0	0	0	0	0	0	0	0	0
2:00	0	0	0	0	0	0	0	0	0	0	0	0	0	0
2:15	0	0	0	0	0	0	0	0	0	0	0	0	0	0
2:30	0	0	0	0	0	0	0	0	0	0	0	0	0	0
2:45	0	0	0	0	0	0	0	0	0	0	0	0	0	0
3:00	0	1	0	0	0	0	0	0	0	0	0	0	0	1
3:15	0	0	1	0	0	0	0	0	0	0	0	0	0	1
3:30	0	0	0	0	0	0	0	0	0	0	0	0	0	0
3:45	0	0	0	0	0	0	0	0	0	0	0	0	0	0
4:00	0	0	0	0	0	0	0	0	0	0	0	0	0	0
4:15	0	0	0	0	0	0	0	0	0	0	0	0	0	0
4:30	0	0	0	0	0	0	0	0	0	0	0	0	0	0
4:45	0	0	0	0	0	0	0	0	0	0	0	0	0	0
5:00	0	0	0	0	0	0	0	0	0	0	0	0	0	0
5:15	0	0	0	0	0	0	0	0	0	0	0	0	0	0
5:30	0	0	0	0	0	0	0	0	0	0	0	0	0	0
5:45	0	2	0	0	0	0	0	0	0	0	0	0	0	2
6:00	0	0	1	1	0	0	0	0	0	0	0	0	0	2
6:15	0	0	0	0	0	0	0	0	0	0	0	0	0	0
6:30	0	0	0	0	0	0	0	0	0	0	0	0	0	0
6:45	0	0	0	0	0	0	0	0	0	0	0	0	0	0
7:00	0	0	0	0	0	0	0	0	0	0	0	0	0	0
7:15	0	1	3	0	0	0	0	0	0	0	0	0	0	4
7:30	1	0	0	0	0	0	0	0	0	0	0	0	0	1
7:45	0	2	1	1	0	0	0	0	0	0	0	0	0	4
8:00	0	1	0	0	0	0	0	0	0	0	0	0	0	1
8:15	0	1	0	1	0	0	0	0	0	0	0	0	0	2
8:30	0	0	2	0	1	0	0	0	0	0	0	0	0	3
8:45	0	1	0	1	0	0	0	0	0	0	0	0	0	2
9:00	1	0	4	1	1	0	0	0	0	0	0	0	0	7
9:15	0	1	1	0	0	0	0	0	0	0	0	0	0	2
9:30	1	1	0	1	0	0	0	0	0	0	0	0	0	3
9:45	2	1	2	0	0	0	0	0	0	0	0	0	0	5
10:00	0	2	1	0	0	0	0	0	0	0	0	0	0	3
10:15	2	0	2	0	0	0	0	0	0	0	0	0	0	4
10:30	1	0	0	0	0	0	0	0	0	0	0	0	0	1
10:45	0	0	0	0	0	0	0	0	0	0	0	0	0	0
11:00	1	1	4	3	0	0	0	0	0	0	0	0	0	9
11:15	1	2	3	0	0	0	0	0	0	0	0	0	0	6
11:30	0	1	4	0	0	0	0	0	0	0	0	0	0	5
11:45	0	1	1	1	0	0	0	0	0	0	0	0	0	3
12:00 PM	0	1	1	0	0	0	0	0	0	0	0	0	0	2
12:15	0	2	1	0	0	0	0	0	0	0	0	0	0	3
12:30	0	1	6	0	0	0	0	0	0	0	0	0	0	7
12:45	0	0	3	0	0	0	0	0	0	0	0	0	0	3
13:00	0	3	2	1	0	0	0	0	0	0	0	0	0	6
13:15	2	2	3	1	0	0	0	0	0	0	0	0	0	8
13:30	0	1	2	0	0	0	0	0	0	0	0	0	0	3
13:45	0	2	1	0	0	0	0	0	0	0	0	0	0	3
14:00	0	2	2	0	0	0	0	0	0	0	0	0	0	4
14:15	1	0	2	1	0	0	0	0	0	0	0	0	0	4
14:30	0	3	2	1	0	0	0	0	0	0	0	0	0	6
14:45	2	0	2	0	0	0	0	0	0	0	0	0	0	4
15:00	0	1	2	0	0	0	0	0	0	0	0	0	0	3
15:15	2	1	1	0	0	0	0	0	0	0	0	0	0	4
15:30	0	0	2	0	1	0	0	0	0	0	0	0	0	3
15:45	0	2	0	1	0	0	0	0	0	0	0	0	0	3
16:00	0	2	1	0	0	0	0	0	0	0	0	0	0	3
16:15	0	1	2	0	0	0	0	0	0	0	0	0	0	3
16:30	1	0	0	0	0	0	0	0	0	0	0	0	0	1
16:45	1	0	2	1	0	0	0	0	0	0	0	0	0	4
17:00	0	0	0	1	0	0	0	0	0	0	0	0	0	1
17:15	0	2	0	0	0	1	0	0	0	0	0	0	0	3
17:30	1	3	0	0	0	0	0	0	0	0	0	0	0	4
17:45	0	1	1	1	0	0	0	0	0	0	0	0	0	3
18:00	0	1	3	0	0	0	0	0	0	0	0	0	0	4
18:15	1	0	0	0	0	0	0	0	0	0	0	0	0	1
18:30	1	0	1	0	0	0	0	0	0	0	0	0	0	2
18:45	0	0	2	1	0	0	0	0	0	0	0	0	0	3
19:00	0	1	0	1	0	0	0	0	0	0	0	0	0	2
19:15	0	0	1	0	0	0	0	0	0	0	0	0	0	1
19:30	0	0	1	0	0	0	0	0	0	0	0	0	0	1
19:45	1	0	2	0	0	0	0	0	0	0	0	0	0	3
20:00	0	1	0	0	0	0	0	0	0	0	0	0	0	1
20:15	0	0	1	1	0	0	0	0	0	0	0	0	0	2
20:30	0	0	0	0	0	0	0	0	0	0	0	0	0	0
20:45	0	1	0	0	0	0	0	0	0	0	0	0	0	1
21:00	0	0	0	0	0	0	0	0	0	0	0	0	0	0
21:15	0	1	0	0	0	0	0	0	0	0	0	0	0	1
21:30	0	0	0	0	0	0	0	0	0	0	0	0	0	0
21:45	0	0	0	0	0	0	0	0	0	0	0	0	0	0
22:00	0	0	0	0	0	0	0	0	0	0	0	0	0	0
22:15	0	0	1	0	0	0	0	0	0	0	0	0	0	1
22:30	0	0	0	0	0	0	0	0	0	0	0	0	0	0
22:45	0	0	0	0	0	0	0	0	0	0	0	0	0	0
23:00	0	0	0	0	0	0	0	0	0	0	0	0	0	0
23:15	0	0	0	0	0	0	0	0	0	0	0	0	0	0
23:30	0	0	0	0	0	0	0	0	0	0	0	0	0	0
23:45	0	0	0	0	0	0	0	0	0	0	0	0	0	0
Totals	23	55	80	21	3	1								183
% of Totals	13%	30%	44%	11%	2%	1%								100%

AM Volumes	10	20	30	10	2	0	0	0	0	0	0	0	0	72
% AM	5%	11%	16%	5%	1%									39%
AM Peak Hour	9:30	9:15	11:00	11:00	8:15									11:00
Volume	5	5	12	4	2									23
PM Volumes	13	35	50	11	1	1	0	0	0	0	0	0	0	111
% PM	7%	19%	27%	6%	1%	1%								61%
PM Peak Hour	14:30	13:00	12:30	12:30	14:45	16:30								12:30
Volume	4	8	14	2	1	1								24

Directional Peak Periods	AM 7-9			NOON 12-2			PM 4-6			Off Peak Volumes		
All Classes	Volume	↔	%	Volume	↔	%	Volume	↔	%	Volume	↔	%
	17	↔	9%	35	↔	19%	22	↔	12%	109	↔	60%

Street Name	Direction	Percentiles					
		15th	50th	Average	85th	95th	ADT
S Brighton St	North Bound	15	21	20	25	29	183
S Brighton St	South Bound	14	19	19	24	27	123

Prepared by National Data & Surveying Services

SPEED

S Brighton St S/O E Cjon Justo

Day: Thursday
Date: 1/19/2023

City: Burbank
Project #: CA23_020030_003s

South Bound

Time	< 15	15 - 19	20 - 24	25 - 29	30 - 34	35 - 39	40 - 44	45 - 49	50 - 54	55 - 59	60 - 64	65 - 69	70 +	Total
0:00 AM	0	0	0	0	0	0	0	0	0	0	0	0	0	0
0:15	0	0	0	0	0	0	0	0	0	0	0	0	0	0
0:30	0	0	0	0	0	0	0	0	0	0	0	0	0	0
0:45	0	0	0	0	0	0	0	0	0	0	0	0	0	0
1:00	0	0	0	0	0	0	0	0	0	0	0	0	0	0
1:15	0	0	0	0	0	0	0	0	0	0	0	0	0	0
1:30	0	0	0	0	0	0	0	0	0	0	0	0	0	0
1:45	0	0	0	0	0	0	0	0	0	0	0	0	0	0
2:00	0	0	0	0	0	0	0	0	0	0	0	0	0	0
2:15	0	0	0	0	0	0	0	0	0	0	0	0	0	0
2:30	0	0	0	0	0	0	0	0	0	0	0	0	0	0
2:45	0	0	0	0	0	0	0	0	0	0	0	0	0	0
3:00	0	0	0	0	0	0	0	0	0	0	0	0	0	0
3:15	0	0	0	0	0	0	0	0	0	0	0	0	0	0
3:30	0	0	0	0	0	0	0	0	0	0	0	0	0	0
3:45	0	0	0	0	0	0	0	0	0	0	0	0	0	0
4:00	0	0	0	0	0	0	0	0	0	0	0	0	0	0
4:15	0	0	0	0	0	0	0	0	0	0	0	0	0	0
4:30	0	0	0	0	0	0	0	0	0	0	0	0	0	0
4:45	0	0	0	0	0	0	0	0	0	0	0	0	0	0
5:00	0	0	1	0	0	0	0	0	0	0	0	0	0	1
5:15	0	0	0	0	0	0	0	0	0	0	0	0	0	0
5:30	0	0	0	0	0	0	0	0	0	0	0	0	0	0
5:45	0	0	0	0	0	0	0	0	0	0	0	0	0	0
6:00	0	0	0	0	0	0	0	0	0	0	0	0	0	0
6:15	0	0	0	0	0	0	0	0	0	0	0	0	0	0
6:30	0	0	0	0	0	0	0	0	0	0	0	0	0	0
6:45	0	0	1	0	0	0	0	0	0	0	0	0	0	1
7:00	0	0	0	0	0	0	0	0	0	0	0	0	0	0
7:15	1	1	1	0	0	0	0	0	0	0	0	0	0	3
7:30	0	1	1	0	0	0	0	0	0	0	0	0	0	2
7:45	0	1	0	0	0	0	0	0	0	0	0	0	0	1
8:00	0	2	0	0	0	0	0	0	0	0	0	0	0	2
8:15	0	1	1	0	0	0	0	0	0	0	0	0	0	2
8:30	0	0	1	0	0	0	0	0	0	0	0	0	0	1
8:45	2	0	0	0	0	0	0	0	0	0	0	0	0	2
9:00	0	1	3	1	0	0	0	0	0	0	0	0	0	5
9:15	0	0	1	0	0	0	0	0	0	0	0	0	0	1
9:30	1	2	0	0	0	0	0	0	0	0	0	0	0	3
9:45	0	0	1	0	0	0	0	0	0	0	0	0	0	1
10:00	0	1	2	0	0	0	0	0	0	0	0	0	0	3
10:15	0	3	0	1	0	0	0	0	0	0	0	0	0	4
10:30	1	0	0	0	0	0	0	0	0	0	0	0	0	1
10:45	0	0	0	0	0	0	0	0	0	0	0	0	0	0
11:00	0	2	0	0	0	0	0	0	0	0	0	0	0	2
11:15	0	0	1	0	0	0	0	0	0	0	0	0	0	1
11:30	1	0	1	1	0	0	0	0	0	0	0	0	0	3
11:45	1	0	1	1	0	0	0	0	0	0	0	0	0	3
12:00 PM	2	1	0	0	0	0	0	0	0	0	0	0	0	3
12:15	0	1	1	0	0	0	0	0	0	0	0	0	0	2
12:30	0	1	0	0	0	0	0	0	0	0	0	0	0	1
12:45	0	2	0	0	0	0	0	0	0	0	0	0	0	2
13:00	0	2	1	0	0	0	0	0	0	0	0	0	0	3
13:15	1	2	0	2	0	0	0	0	0	0	0	0	0	5
13:30	1	0	0	0	0	0	0	0	0	0	0	0	0	1
13:45	0	1	1	0	0	0	0	0	0	0	0	0	0	2
14:00	2	3	1	0	0	0	0	0	0	0	0	0	0	6
14:15	1	0	1	0	0	0	0	0	0	0	0	0	0	2
14:30	0	1	0	0	0	0	0	0	0	0	0	0	0	1
14:45	0	1	1	0	0	0	0	0	0	0	0	0	0	2
15:00	0	2	0	0	0	0	0	0	0	0	0	0	0	2
15:15	2	0	2	1	0	0	0	0	0	0	0	0	0	5
15:30	0	0	1	0	0	0	0	0	0	0	0	0	0	1
15:45	1	1	2	0	0	0	0	0	0	0	0	0	0	4
16:00	0	1	0	0	0	0	0	0	0	0	0	0	0	1
16:15	0	2	1	0	0	0	0	0	0	0	0	0	0	3
16:30	0	1	1	0	0	0	0	0	0	0	0	0	0	2
16:45	2	1	0	0	0	0	0	0	0	0	0	0	0	3
17:00	0	1	0	0	0	0	0	0	0	0	0	0	0	1
17:15	0	2	0	0	0	0	0	0	0	0	0	0	0	2
17:30	0	1	0	0	0	0	0	0	0	0	0	0	0	1
17:45	0	3	1	0	0	0	0	0	0	0	0	0	0	4
18:00	0	0	0	1	0	0	0	0	0	0	0	0	0	1
18:15	1	1	1	0	0	0	0	0	0	0	0	0	0	3
18:30	0	0	0	1	0	0	0	0	0	0	0	0	0	1
18:45	0	2	2	0	0	0	0	0	0	0	0	0	0	4
19:00	0	0	1	0	0	0	0	0	0	0	0	0	0	1
19:15	0	1	0	0	0	0	0	0	0	0	0	0	0	1
19:30	0	1	1	0	0	0	0	0	0	0	0	0	0	2
19:45	0	2	1	0	0	0	0	0	0	0	0	0	0	3
20:00	1	0	0	0	0	0	0	0	0	0	0	0	0	1
20:15	0	0	1	0	0	0	0	0	0	0	0	0	0	1
20:30	0	0	1	0	0	0	0	0	0	0	0	0	0	1
20:45	0	0	0	0	0	0	0	0	0	0	0	0	0	0
21:00	0	1	0	0	0	0	0	0	0	0	0	0	0	1
21:15	0	0	0	0	0	0	0	0	0	0	0	0	0	0
21:30	0	0	1	0	0	0	0	0	0	0	0	0	0	1
21:45	0	0	0	0	0	0	0	0	0	0	0	0	0	0
22:00	0	0	0	0	0	0	0	0	0	0	0	0	0	0
22:15	0	0	0	0	0	0	0	0	0	0	0	0	0	0
22:30	0	0	1	0	0	0	0	0	0	0	0	0	0	1
22:45	0	0	0	0	0	0	0	0	0	0	0	0	0	0
23:00	0	0	0	0	0	0	0	0	0	0	0	0	0	0
23:15	0	0	0	0	0	0	0	0	0	0	0	0	0	0
23:30	0	0	0	0	0	0	0	0	0	0	0	0	0	0
23:45	0	0	0	0	0	0	0	0	0	0	0	0	0	0
Totals	21	53	40	9										123
% of Totals	17%	43%	33%	7%										100%

AM Volumes	7	15	16	4	0	0	0	0	0	0	0	0	0	42
% AM	6%	12%	13%	3%										34%
AM Peak Hour	11:15	9:30	8:15	11:00										8:45
Volume	4	6	5	2										11
PM Volumes	14	38	24	5	0	0	0	0	0	0	0	0	0	81
% PM	11%	31%	20%	4%										66%
PM Peak Hour	13:15	12:30	15:00	12:30										13:15
Volume	4	7	5	2										14

Directional Peak Periods	AM 7-9			NOON 12-2			PM 4-6			Off Peak Volumes		
All Classes	Volume	⟷	%	Volume	⟷	%	Volume	⟷	%	Volume	⟷	%
	13		11%	19		15%	17		14%	74		60%

Street Name	Direction	Percentiles					
		15th	50th	Average	85th	95th	ADT
S Brighton St	North Bound	15	21	20	25	29	183
S Brighton St	South Bound	14	19	19	24	27	123

Prepared by National Data & Surveying Services

SPEED

S Brighton St S/O E Cjon Justo

Day: Thursday
Date: 1/19/2023

City: Burbank
Project #: CA23_020030_003

Summary

Time	< 15	15 - 19	20 - 24	25 - 29	30 - 34	35 - 39	40 - 44	45 - 49	50 - 54	55 - 59	60 - 64	65 - 69	70 +	Total
0:00 AM	0	0	0	0	0	0	0	0	0	0	0	0	0	0
0:15	0	0	0	0	0	0	0	0	0	0	0	0	0	0
0:30	0	0	0	0	0	0	0	0	0	0	0	0	0	0
0:45	0	0	0	0	0	0	0	0	0	0	0	0	0	0
1:00	0	1	0	0	0	0	0	0	0	0	0	0	0	1
1:15	0	0	0	0	0	0	0	0	0	0	0	0	0	0
1:30	0	0	0	0	0	0	0	0	0	0	0	0	0	0
1:45	0	0	0	0	0	0	0	0	0	0	0	0	0	0
2:00	0	0	0	0	0	0	0	0	0	0	0	0	0	0
2:15	0	0	0	0	0	0	0	0	0	0	0	0	0	0
2:30	0	0	0	0	0	0	0	0	0	0	0	0	0	0
2:45	0	0	0	0	0	0	0	0	0	0	0	0	0	0
3:00	0	1	0	0	0	0	0	0	0	0	0	0	0	1
3:15	0	0	1	0	0	0	0	0	0	0	0	0	0	1
3:30	0	0	0	0	0	0	0	0	0	0	0	0	0	0
3:45	0	0	0	0	0	0	0	0	0	0	0	0	0	0
4:00	0	0	0	0	0	0	0	0	0	0	0	0	0	0
4:15	0	0	0	0	0	0	0	0	0	0	0	0	0	0
4:30	0	0	0	0	0	0	0	0	0	0	0	0	0	0
4:45	0	0	0	0	0	0	0	0	0	0	0	0	0	0
5:00	0	0	1	0	0	0	0	0	0	0	0	0	0	1
5:15	0	0	0	0	0	0	0	0	0	0	0	0	0	0
5:30	0	0	0	0	0	0	0	0	0	0	0	0	0	0
5:45	0	2	0	0	0	0	0	0	0	0	0	0	0	2
6:00	0	0	1	1	0	0	0	0	0	0	0	0	0	2
6:15	0	0	0	0	0	0	0	0	0	0	0	0	0	0
6:30	0	0	0	0	0	0	0	0	0	0	0	0	0	0
6:45	0	0	1	0	0	0	0	0	0	0	0	0	0	1
7:00	0	0	0	0	0	0	0	0	0	0	0	0	0	0
7:15	1	2	4	0	0	0	0	0	0	0	0	0	0	7
7:30	1	1	1	0	0	0	0	0	0	0	0	0	0	3
7:45	0	3	1	1	0	0	0	0	0	0	0	0	0	5
8:00	0	3	0	0	0	0	0	0	0	0	0	0	0	3
8:15	0	2	1	1	0	0	0	0	0	0	0	0	0	4
8:30	0	0	3	0	1	0	0	0	0	0	0	0	0	4
8:45	2	1	0	1	0	0	0	0	0	0	0	0	0	4
9:00	1	1	7	2	1	0	0	0	0	0	0	0	0	12
9:15	0	1	2	0	0	0	0	0	0	0	0	0	0	3
9:30	2	3	0	1	0	0	0	0	0	0	0	0	0	6
9:45	2	1	3	0	0	0	0	0	0	0	0	0	0	6
10:00	0	3	3	0	0	0	0	0	0	0	0	0	0	6
10:15	2	3	2	1	0	0	0	0	0	0	0	0	0	8
10:30	2	0	0	0	0	0	0	0	0	0	0	0	0	2
10:45	0	0	0	0	0	0	0	0	0	0	0	0	0	0
11:00	1	3	4	3	0	0	0	0	0	0	0	0	0	11
11:15	1	2	4	0	0	0	0	0	0	0	0	0	0	7
11:30	1	1	5	1	0	0	0	0	0	0	0	0	0	8
11:45	1	1	2	2	0	0	0	0	0	0	0	0	0	6
12:00 PM	2	2	1	0	0	0	0	0	0	0	0	0	0	5
12:15	0	3	2	0	0	0	0	0	0	0	0	0	0	5
12:30	0	2	6	0	0	0	0	0	0	0	0	0	0	8
12:45	0	2	3	0	0	0	0	0	0	0	0	0	0	5
13:00	0	5	3	1	0	0	0	0	0	0	0	0	0	9
13:15	3	4	3	3	0	0	0	0	0	0	0	0	0	13
13:30	1	1	2	0	0	0	0	0	0	0	0	0	0	4
13:45	0	3	2	0	0	0	0	0	0	0	0	0	0	5
14:00	2	5	3	0	0	0	0	0	0	0	0	0	0	10
14:15	2	0	3	1	0	0	0	0	0	0	0	0	0	6
14:30	0	4	2	1	0	0	0	0	0	0	0	0	0	7
14:45	2	1	3	0	0	0	0	0	0	0	0	0	0	6
15:00	0	3	2	0	0	0	0	0	0	0	0	0	0	5
15:15	4	1	3	1	0	0	0	0	0	0	0	0	0	9
15:30	0	0	3	0	1	0	0	0	0	0	0	0	0	4
15:45	1	3	2	1	0	0	0	0	0	0	0	0	0	7
16:00	0	3	1	0	0	0	0	0	0	0	0	0	0	4
16:15	0	3	3	0	0	0	0	0	0	0	0	0	0	6
16:30	1	1	1	0	0	0	0	0	0	0	0	0	0	3
16:45	3	1	2	1	0	0	0	0	0	0	0	0	0	7
17:00	0	1	0	1	0	0	0	0	0	0	0	0	0	2
17:15	0	4	0	0	0	1	0	0	0	0	0	0	0	5
17:30	1	4	0	0	0	0	0	0	0	0	0	0	0	5
17:45	0	4	2	1	0	0	0	0	0	0	0	0	0	7
18:00	0	1	3	1	0	0	0	0	0	0	0	0	0	5
18:15	2	1	1	0	0	0	0	0	0	0	0	0	0	4
18:30	1	0	1	1	0	0	0	0	0	0	0	0	0	3
18:45	0	2	4	1	0	0	0	0	0	0	0	0	0	7
19:00	0	1	1	1	0	0	0	0	0	0	0	0	0	3
19:15	0	1	1	0	0	0	0	0	0	0	0	0	0	2
19:30	0	1	2	0	0	0	0	0	0	0	0	0	0	3
19:45	1	2	3	0	0	0	0	0	0	0	0	0	0	6
20:00	1	1	0	0	0	0	0	0	0	0	0	0	0	2
20:15	0	0	2	1	0	0	0	0	0	0	0	0	0	3
20:30	0	0	1	0	0	0	0	0	0	0	0	0	0	1
20:45	0	1	0	0	0	0	0	0	0	0	0	0	0	1
21:00	0	1	0	0	0	0	0	0	0	0	0	0	0	1
21:15	0	1	0	0	0	0	0	0	0	0	0	0	0	1
21:30	0	0	1	0	0	0	0	0	0	0	0	0	0	1
21:45	0	0	0	0	0	0	0	0	0	0	0	0	0	0
22:00	0	0	0	0	0	0	0	0	0	0	0	0	0	0
22:15	0	0	1	0	0	0	0	0	0	0	0	0	0	1
22:30	0	0	1	0	0	0	0	0	0	0	0	0	0	1
22:45	0	0	0	0	0	0	0	0	0	0	0	0	0	0
23:00	0	0	0	0	0	0	0	0	0	0	0	0	0	0
23:15	0	0	0	0	0	0	0	0	0	0	0	0	0	0
23:30	0	0	0	0	0	0	0	0	0	0	0	0	0	0
23:45	0	0	0	0	0	0	0	0	0	0	0	0	0	0
Totals	44	108	120	30	3	1								306
% of Totals	14%	35%	39%	10%	1%	0%								100%

AM Volumes	17	35	46	14	2	0	0	0	0	0	0	0	0	114
% AM	6%	11%	15%	5%	1%									37%
AM Peak Hour	9:30	9:30	11:00	11:00	8:15									11:00
Volume	6	10	15	6	2									32
PM Volumes	27	73	74	16	1	1	0	0	0	0	0	0	0	192
% PM	9%	24%	24%	5%	0%	0%								63%
PM Peak Hour	13:15	12:30	12:30	12:30	14:45	16:30								12:30
Volume	6	13	15	4	1	1								35

Directional Peak Periods	AM 7-9			NOON 12-2			PM 4-6			Off Peak Volumes		
All Classes	Volume	↔	%	Volume	↔	%	Volume	↔	%	Volume	↔	%
	30	↔	10%	54	↔	18%	39	↔	13%	183	↔	60%

Street Name	Direction	Percentiles					
		15th	50th	Average	85th	95th	ADT
S Brighton St	Summary	15	20	20	25	28	306

Prepared by National Data & Surveying Services

SPEED

S Brighton St S/O E Cjon Justo

Day: Thursday
Date: 1/19/2023

City: Burbank
Project #: CA23_020030_003n

North Bound

Time	< 15	15 - 19	20 - 24	25 - 29	30 - 34	35 - 39	40 - 44	45 - 49	50 - 54	55 - 59	60 - 64	65 - 69	70 +	Total
0:00 AM	0	0	0	0	0	0	0	0	0	0	0	0	0	0
1:00	0	1	0	0	0	0	0	0	0	0	0	0	0	1
2:00	0	0	0	0	0	0	0	0	0	0	0	0	0	0
3:00	0	1	1	0	0	0	0	0	0	0	0	0	0	2
4:00	0	0	0	0	0	0	0	0	0	0	0	0	0	0
5:00	0	2	0	0	0	0	0	0	0	0	0	0	0	2
6:00	0	0	1	1	0	0	0	0	0	0	0	0	0	2
7:00	1	3	4	1	0	0	0	0	0	0	0	0	0	9
8:00	0	3	2	2	1	0	0	0	0	0	0	0	0	8
9:00	4	3	7	2	1	0	0	0	0	0	0	0	0	17
10:00	3	2	3	0	0	0	0	0	0	0	0	0	0	8
11:00	2	5	12	4	0	0	0	0	0	0	0	0	0	23
12:00 PM	0	4	11	0	0	0	0	0	0	0	0	0	0	15
13:00	2	8	8	2	0	0	0	0	0	0	0	0	0	20
14:00	3	5	8	2	0	0	0	0	0	0	0	0	0	18
15:00	2	4	5	1	1	0	0	0	0	0	0	0	0	13
16:00	2	3	5	1	0	0	0	0	0	0	0	0	0	11
17:00	1	6	1	2	0	1	0	0	0	0	0	0	0	11
18:00	2	1	6	1	0	0	0	0	0	0	0	0	0	10
19:00	1	1	4	1	0	0	0	0	0	0	0	0	0	7
20:00	0	2	1	1	0	0	0	0	0	0	0	0	0	4
21:00	0	1	0	0	0	0	0	0	0	0	0	0	0	1
22:00	0	0	1	0	0	0	0	0	0	0	0	0	0	1
23:00	0	0	0	0	0	0	0	0	0	0	0	0	0	0
Totals	23	55	80	21	3	1								183
% of Totals	13%	30%	44%	11%	2%	1%								100%

AM Volumes	10	20	30	10	2	0	0	0	0	0	0	0	0	72
% AM	5%	11%	16%	5%	1%									39%
AM Peak Hour	9:00	11:00	11:00	11:00	8:00									11:00
Volume	4	5	12	4	1									23
PM Volumes	13	35	50	11	1	1	0	0	0	0	0	0	0	111
% PM	7%	19%	27%	6%	1%	1%								61%
PM Peak Hour	14:00	13:00	12:00	13:00	15:00	17:00								13:00
Volume	3	8	11	2	1	1								20

Directional Peak Periods	AM 7-9			NOON 12-2			PM 4-6			Off Peak Volumes		
All Speeds	Volume	↔	%	Volume	↔	%	Volume	↔	%	Volume	↔	%
	17		9%	35		19%	22		12%	109		60%

Street Name	Direction	Percentiles					
		15th	50th	Average	85th	95th	ADT
S Brighton St	North Bound	15	21	20	25	29	183
S Brighton St	South Bound	14	19	19	24	27	123

Prepared by National Data & Surveying Services

SPEED

S Brighton St S/O E Cjon Justo

Day: Thursday
Date: 1/19/2023

City: Burbank
Project #: CA23_020030_003s

South Bound

Time	< 15	15 - 19	20 - 24	25 - 29	30 - 34	35 - 39	40 - 44	45 - 49	50 - 54	55 - 59	60 - 64	65 - 69	70 +	Total
0:00 AM	0	0	0	0	0	0	0	0	0	0	0	0	0	0
1:00	0	0	0	0	0	0	0	0	0	0	0	0	0	0
2:00	0	0	0	0	0	0	0	0	0	0	0	0	0	0
3:00	0	0	0	0	0	0	0	0	0	0	0	0	0	0
4:00	0	0	0	0	0	0	0	0	0	0	0	0	0	0
5:00	0	0	1	0	0	0	0	0	0	0	0	0	0	1
6:00	0	0	1	0	0	0	0	0	0	0	0	0	0	1
7:00	1	3	2	0	0	0	0	0	0	0	0	0	0	6
8:00	2	3	2	0	0	0	0	0	0	0	0	0	0	7
9:00	1	3	5	1	0	0	0	0	0	0	0	0	0	10
10:00	1	4	2	1	0	0	0	0	0	0	0	0	0	8
11:00	2	2	3	2	0	0	0	0	0	0	0	0	0	9
12:00 PM	2	5	1	0	0	0	0	0	0	0	0	0	0	8
13:00	2	5	2	2	0	0	0	0	0	0	0	0	0	11
14:00	3	5	3	0	0	0	0	0	0	0	0	0	0	11
15:00	3	3	5	1	0	0	0	0	0	0	0	0	0	12
16:00	2	5	2	0	0	0	0	0	0	0	0	0	0	9
17:00	0	7	1	0	0	0	0	0	0	0	0	0	0	8
18:00	1	3	3	2	0	0	0	0	0	0	0	0	0	9
19:00	0	4	3	0	0	0	0	0	0	0	0	0	0	7
20:00	1	0	2	0	0	0	0	0	0	0	0	0	0	3
21:00	0	1	1	0	0	0	0	0	0	0	0	0	0	2
22:00	0	0	1	0	0	0	0	0	0	0	0	0	0	1
23:00	0	0	0	0	0	0	0	0	0	0	0	0	0	0
Totals	21	53	40	9										123
% of Totals	17%	43%	33%	7%										100%

AM Volumes	7	15	16	4	0	0	0	0	0	0	0	0	0	42
% AM	6%	12%	13%	3%										34%
AM Peak Hour	8:00	10:00	9:00	11:00										9:00
Volume	2	4	5	2										10
PM Volumes	14	38	24	5	0	0	0	0	0	0	0	0	0	81
% PM	11%	31%	20%	4%										66%
PM Peak Hour	14:00	17:00	15:00	13:00										15:00
Volume	3	7	5	2										12

Directional Peak Periods	AM 7-9			NOON 12-2			PM 4-6			Off Peak Volumes		
All Speeds	Volume		%	Volume		%	Volume		%	Volume		%
	13	↔	11%	19	↔	15%	17	↔	14%	74	↔	60%

Street Name	Direction	Percentiles					
		15th	50th	Average	85th	95th	ADT
S Brighton St	North Bound	15	21	20	25	29	183
S Brighton St	South Bound	14	19	19	24	27	123

Prepared by National Data & Surveying Services

SPEED

S Brighton St S/O E Cjon Justo

Day: Thursday
Date: 1/19/2023

City: Burbank
Project #: CA23_020030_003

Summary

Time	< 15	15 - 19	20 - 24	25 - 29	30 - 34	35 - 39	40 - 44	45 - 49	50 - 54	55 - 59	60 - 64	65 - 69	70 +	Total
0:00 AM	0	0	0	0	0	0	0	0	0	0	0	0	0	0
1:00	0	1	0	0	0	0	0	0	0	0	0	0	0	1
2:00	0	0	0	0	0	0	0	0	0	0	0	0	0	0
3:00	0	1	1	0	0	0	0	0	0	0	0	0	0	2
4:00	0	0	0	0	0	0	0	0	0	0	0	0	0	0
5:00	0	2	1	0	0	0	0	0	0	0	0	0	0	3
6:00	0	0	2	1	0	0	0	0	0	0	0	0	0	3
7:00	2	6	6	1	0	0	0	0	0	0	0	0	0	15
8:00	2	6	4	2	1	0	0	0	0	0	0	0	0	15
9:00	5	6	12	3	1	0	0	0	0	0	0	0	0	27
10:00	4	6	5	1	0	0	0	0	0	0	0	0	0	16
11:00	4	7	15	6	0	0	0	0	0	0	0	0	0	32
12:00 PM	2	9	12	0	0	0	0	0	0	0	0	0	0	23
13:00	4	13	10	4	0	0	0	0	0	0	0	0	0	31
14:00	6	10	11	2	0	0	0	0	0	0	0	0	0	29
15:00	5	7	10	2	1	0	0	0	0	0	0	0	0	25
16:00	4	8	7	1	0	0	0	0	0	0	0	0	0	20
17:00	1	13	2	2	0	1	0	0	0	0	0	0	0	19
18:00	3	4	9	3	0	0	0	0	0	0	0	0	0	19
19:00	1	5	7	1	0	0	0	0	0	0	0	0	0	14
20:00	1	2	3	1	0	0	0	0	0	0	0	0	0	7
21:00	0	2	1	0	0	0	0	0	0	0	0	0	0	3
22:00	0	0	2	0	0	0	0	0	0	0	0	0	0	2
23:00	0	0	0	0	0	0	0	0	0	0	0	0	0	0
Totals	44	108	120	30	3	1								306
% of Totals	14%	35%	39%	10%	1%	0%								100%

AM Volumes	17	35	46	14	2	0	0	0	0	0	0	0	0	114
% AM	6%	11%	15%	5%	1%									37%
AM Peak Hour	9:00	11:00	11:00	11:00	8:00									11:00
Volume	5	7	15	6	1									32
PM Volumes	27	73	74	16	1	1	0	0	0	0	0	0	0	192
% PM	9%	24%	24%	5%	0%	0%								63%
PM Peak Hour	14:00	13:00	12:00	13:00	15:00	17:00								13:00
Volume	6	13	12	4	1	1								31

Directional Peak Periods	AM 7-9			NOON 12-2			PM 4-6			Off Peak Volumes		
All Speeds	Volume		%	Volume		%	Volume		%	Volume		%
	30	↔	10%	54	↔	18%	39	↔	13%	183	↔	60%

Street Name	Direction	Percentiles					
		15th	50th	Average	85th	95th	ADT
S Brighton St	Summary	15	20	20	25	28	306

ATTACHMENT 3 - 1040

Prepared by NDS/ATD

Prepared by National Data & Surveying Services

VOLUME

S Brighton St S/O E Cjon Justo

Day: Thursday
Date: 1/19/2023

City: Burbank
Project #: CA23_020030_003

DAILY TOTALS	NB	SB	EB	WB	Total
	183	123	0	0	306

AM Period	NB		SB		EB		WB		TOTAL		PM Period	NB		SB		EB		WB		TOTAL	
0:00	0		0		0		0				12:00	2		3		0		0		5	
0:15	0		0		0		0				12:15	3		2		0		0		5	
0:30	0		0		0		0				12:30	7		1		0		0		8	
0:45	0		0		0		0				12:45	3	15	2	8	0		0		5	23
1:00	1		0		0		0		1		13:00	6		3		0		0		9	
1:15	0		0		0		0				13:15	8		5		0		0		13	
1:30	0		0		0		0				13:30	3		1		0		0		4	
1:45	0	1	0		0		0			1	13:45	3	20	2	11	0		0		5	31
2:00	0		0		0		0				14:00	4		6		0		0		10	
2:15	0		0		0		0				14:15	4		2		0		0		6	
2:30	0		0		0		0				14:30	6		1		0		0		7	
2:45	0		0		0		0				14:45	4	18	2	11	0		0		6	29
3:00	1		0		0		0		1		15:00	3		2		0		0		5	
3:15	1		0		0		0		1		15:15	4		5		0		0		9	
3:30	0		0		0		0				15:30	3		1		0		0		4	
3:45	0	2	0		0		0			2	15:45	3	13	4	12	0		0		7	25
4:00	0		0		0		0				16:00	3		1		0		0		4	
4:15	0		0		0		0				16:15	3		3		0		0		6	
4:30	0		0		0		0				16:30	1		2		0		0		3	
4:45	0		0		0		0				16:45	4	11	3	9	0		0		7	20
5:00	0		1		0		0		1		17:00	1		1		0		0		2	
5:15	0		0		0		0				17:15	3		2		0		0		5	
5:30	0		0		0		0				17:30	4		1		0		0		5	
5:45	2	2	0	1	0		0		2	3	17:45	3	11	4	8	0		0		7	19
6:00	2		0		0		0		2		18:00	4		1		0		0		5	
6:15	0		0		0		0				18:15	1		3		0		0		4	
6:30	0		0		0		0				18:30	2		1		0		0		3	
6:45	0	2	1	1	0		0		1	3	18:45	3	10	4	9	0		0		7	19
7:00	0		0		0		0				19:00	2		1		0		0		3	
7:15	4		3		0		0		7		19:15	1		1		0		0		2	
7:30	1		2		0		0		3		19:30	1		2		0		0		3	
7:45	4	9	1	6	0		0		5	15	19:45	3	7	3	7	0		0		6	14
8:00	1		2		0		0		3		20:00	1		1		0		0		2	
8:15	2		2		0		0		4		20:15	2		1		0		0		3	
8:30	3		1		0		0		4		20:30	0		1		0		0		1	
8:45	2	8	2	7	0		0		4	15	20:45	1	4	0	3	0		0		1	7
9:00	7		5		0		0		12		21:00	0		1		0		0		1	
9:15	2		1		0		0		3		21:15	1		0		0		0		1	
9:30	3		3		0		0		6		21:30	0		1		0		0		1	
9:45	5	17	1	10	0		0		6	27	21:45	0	1	0	2	0		0			3
10:00	3		3		0		0		6		22:00	0		0		0		0			
10:15	4		4		0		0		8		22:15	1		0		0		0		1	
10:30	1		1		0		0		2		22:30	0		1		0		0		1	
10:45	0	8	0	8	0		0			16	22:45	0	1	0	1	0		0			2
11:00	9		2		0		0		11		23:00	0		0		0		0			
11:15	6		1		0		0		7		23:15	0		0		0		0			
11:30	5		3		0		0		8		23:30	0		0		0		0			
11:45	3	23	3	9	0		0		6	32	23:45	0		0		0		0			
TOTALS		72		42						114	TOTALS		111		81						192
SPLIT %		63.2%		36.8%						37.3%	SPLIT %		57.8%		42.2%						62.7%

DAILY TOTALS	NB	SB	EB	WB	Total
	183	123	0	0	306

AM Peak Hour	11:00	8:45			11:00	PM Peak Hour	12:30	13:15			12:30
AM Pk Volume	23	11			32	PM Pk Volume	24	14			35
Pk Hr Factor	0.639	0.550			0.727	Pk Hr Factor	0.750	0.583			0.673
7 - 9 Volume	17	13	0	0	30	4 - 6 Volume	22	17	0	0	39
7 - 9 Peak Hour	7:15	7:15			7:15	4 - 6 Peak Hour	16:45	16:00			16:00
7 - 9 Pk Volume	10	8	0	0	18	4 - 6 Pk Volume	12	9	0	0	20
Pk Hr Factor	0.625	0.667	0.000	0.000	0.643	Pk Hr Factor	0.750	0.750	0.000	0.000	0.714

Prepared by NDS/ATD

Project #: CA23_020030_003 **City:** Burbank

Location: S Brighton St S/O E Cjon Justo **Date:** 1/19/2023

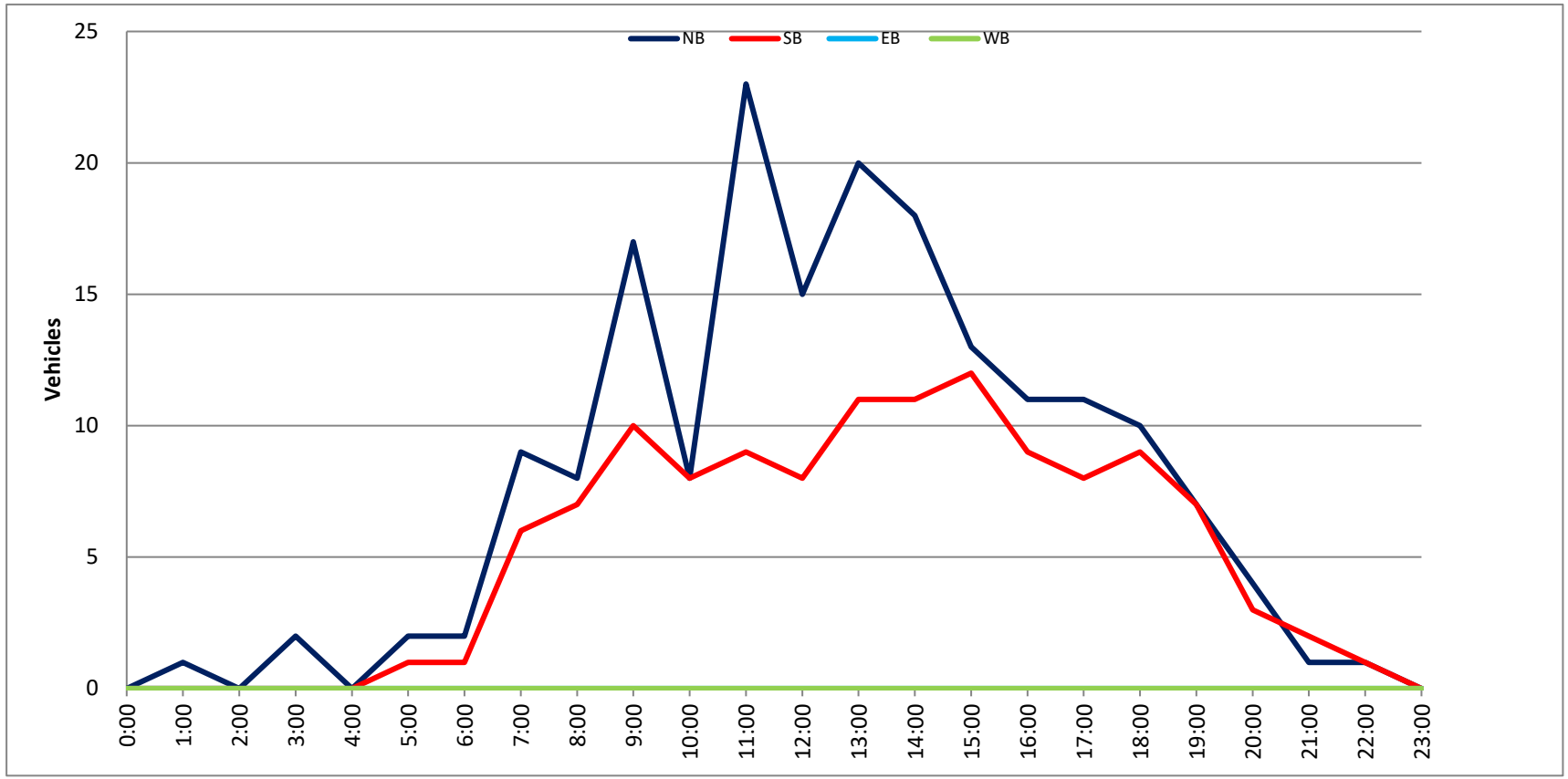

Prepared by National Data & Surveying Services

SPEED

S Lincoln St S/O E Cjon Justo

Day: Tuesday
Date: 1/17/2023

City: Burbank
Project #: CA23_020030_004n

North Bound

Time	< 15	15 - 19	20 - 24	25 - 29	30 - 34	35 - 39	40 - 44	45 - 49	50 - 54	55 - 59	60 - 64	65 - 69	70 +	Total
0:00 AM	0	0	0	1	0	0	0	0	0	0	0	0	0	1
0:15	0	1	0	0	0	0	0	0	0	0	0	0	0	1
0:30	0	0	0	0	0	0	0	0	0	0	0	0	0	0
0:45	0	0	0	0	0	0	0	0	0	0	0	0	0	0
1:00	0	0	0	0	0	0	0	0	0	0	0	0	0	0
1:15	0	0	0	0	0	0	0	0	0	0	0	0	0	0
1:30	0	0	0	0	0	0	0	0	0	0	0	0	0	0
1:45	0	0	0	0	0	0	0	0	0	0	0	0	0	0
2:00	0	0	0	0	0	0	0	0	0	0	0	0	0	0
2:15	0	0	0	0	0	0	0	0	0	0	0	0	0	0
2:30	0	0	0	0	0	0	0	0	0	0	0	0	0	0
2:45	0	0	0	0	0	0	0	0	0	0	0	0	0	0
3:00	0	0	0	0	0	0	0	0	0	0	0	0	0	0
3:15	0	0	0	0	0	0	0	0	0	0	0	0	0	0
3:30	0	0	0	0	0	0	0	0	0	0	0	0	0	0
3:45	0	0	0	0	0	0	0	0	0	0	0	0	0	0
4:00	0	0	0	0	0	0	0	0	0	0	0	0	0	0
4:15	0	0	0	0	0	0	0	0	0	0	0	0	0	0
4:30	0	0	0	0	0	0	0	0	0	0	0	0	0	0
4:45	0	0	0	0	0	0	0	0	0	0	0	0	0	0
5:00	0	0	0	0	0	0	0	0	0	0	0	0	0	0
5:15	0	0	0	0	0	0	0	0	0	0	0	0	0	0
5:30	0	0	0	0	0	0	0	0	0	0	0	0	0	0
5:45	1	0	0	0	0	0	0	0	0	0	0	0	0	1
6:00	0	0	0	0	0	0	0	0	0	0	0	0	0	0
6:15	0	0	0	0	0	0	0	0	0	0	0	0	0	0
6:30	0	0	0	0	0	0	0	0	0	0	0	0	0	0
6:45	0	0	0	1	0	0	0	0	0	0	0	0	0	1
7:00	0	0	0	0	1	0	0	0	0	0	0	0	0	1
7:15	0	0	0	0	0	0	0	0	0	0	0	0	0	0
7:30	0	1	0	0	0	1	0	0	0	0	0	0	0	2
7:45	1	2	1	1	0	1	0	0	0	0	0	0	0	6
8:00	0	0	1	0	1	0	0	0	0	0	0	0	0	2
8:15	0	0	0	1	0	0	0	0	0	0	0	0	0	1
8:30	0	0	0	1	0	0	0	0	0	0	0	0	0	1
8:45	1	0	2	0	1	0	0	0	0	0	0	0	0	4
9:00	0	2	1	1	1	0	0	0	0	0	0	0	0	5
9:15	0	0	0	2	1	0	0	0	0	0	0	0	0	3
9:30	0	0	0	1	0	0	0	0	0	0	0	0	0	1
9:45	0	0	1	2	0	0	0	0	0	0	0	0	0	3
10:00	0	0	2	0	1	1	0	0	0	0	0	0	0	4
10:15	0	0	2	0	0	0	0	0	0	0	0	0	0	2
10:30	1	3	0	1	0	0	0	0	0	0	0	0	0	5
10:45	0	1	0	1	0	0	0	0	0	0	0	0	0	2
11:00	2	0	1	2	0	0	0	0	0	0	0	0	0	5
11:15	0	0	0	1	0	1	0	0	0	0	0	0	0	2
11:30	0	0	1	1	0	0	0	0	0	0	0	0	0	2
11:45	1	0	0	0	1	0	0	0	0	0	0	0	0	2
12:00 PM	1	1	2	1	1	1	0	0	0	0	0	0	0	7
12:15	0	1	1	0	0	0	0	0	0	0	0	0	0	2
12:30	0	0	0	2	3	0	0	0	0	0	0	0	0	5
12:45	0	1	0	2	1	1	0	0	0	0	0	0	0	5
13:00	0	0	0	2	2	0	0	0	0	0	0	0	0	4
13:15	0	0	0	0	0	0	0	0	0	0	0	0	0	0
13:30	0	0	0	1	1	0	0	0	0	0	0	0	0	2
13:45	1	1	1	2	1	1	0	0	0	0	0	0	0	7
14:00	0	0	3	1	0	0	0	0	0	0	0	0	0	4
14:15	0	0	1	4	0	0	0	0	0	0	0	0	0	5
14:30	0	1	1	2	1	0	0	0	0	0	0	0	0	5
14:45	1	1	2	1	1	0	0	0	0	0	0	0	0	6
15:00	0	0	0	1	1	0	0	0	0	0	0	0	0	2
15:15	0	0	0	2	1	1	0	0	0	0	0	0	0	4
15:30	0	0	0	3	0	0	0	0	0	0	0	0	0	3
15:45	0	0	1	3	0	1	0	0	0	0	0	0	0	5
16:00	0	1	0	1	0	0	1	0	0	0	0	0	0	3
16:15	0	0	2	1	0	0	0	0	0	0	0	0	0	3
16:30	0	0	1	2	0	0	0	0	0	0	0	0	0	3
16:45	2	1	1	1	0	0	0	0	0	0	0	0	0	5
17:00	2	0	3	2	0	0	0	0	0	0	0	0	0	7
17:15	0	3	4	2	1	0	0	0	0	0	0	0	0	10
17:30	2	1	2	1	0	0	1	0	0	0	0	0	0	7
17:45	1	0	2	1	0	0	0	0	0	0	0	0	0	4
18:00	0	1	2	1	0	0	0	0	0	0	0	0	0	4
18:15	2	1	0	0	0	0	0	0	0	0	0	0	0	3
18:30	0	1	2	3	0	0	0	0	0	0	0	0	0	6
18:45	1	0	1	0	1	0	0	0	0	0	0	0	0	3
19:00	0	0	2	0	0	0	0	0	0	0	0	0	0	2
19:15	0	0	0	0	1	0	0	0	0	0	0	0	0	1
19:30	0	0	0	1	0	0	0	0	0	0	0	0	0	1
19:45	0	0	0	0	0	0	0	0	0	0	0	0	0	0
20:00	0	0	0	0	0	0	0	0	0	0	0	0	0	0
20:15	1	0	1	1	0	0	0	0	0	0	0	0	0	3
20:30	0	0	1	0	1	0	0	0	0	0	0	0	0	2
20:45	0	0	0	0	0	0	0	0	0	0	0	0	0	0
21:00	0	1	0	1	0	0	0	0	0	0	0	0	0	2
21:15	0	0	0	0	0	0	0	0	0	0	0	0	0	0
21:30	1	0	0	0	0	0	0	0	0	0	0	0	0	1
21:45	0	0	1	0	0	0	0	0	0	0	0	0	0	1
22:00	0	0	1	0	0	0	0	0	0	0	0	0	0	1
22:15	0	0	1	0	1	0	0	0	0	0	0	0	0	2
22:30	1	1	0	0	0	0	0	0	0	0	0	0	0	2
22:45	0	0	0	0	0	0	0	0	0	0	0	0	0	0
23:00	0	0	0	1	0	0	0	0	0	0	0	0	0	1
23:15	0	0	0	0	0	0	0	0	0	0	0	0	0	0
23:30	0	0	1	0	0	1	0	0	0	0	0	0	0	2
23:45	0	0	0	0	1	0	0	0	0	0	0	0	0	1
Totals	23	27	52	63	26	10	2							203
% of Totals	11%	13%	26%	31%	13%	5%	1%							100%

AM Volumes	7	10	12	17	7	4	0	0	0	0	0	0	0	57
% AM	3%	5%	6%	8%	3%	2%								28%
AM Peak Hour	10:15	10:00	9:30	9:00	11:45	7:00								11:45
Volume	3	4	5	6	5	2								16
PM Volumes	16	17	40	46	19	6	2	0	0	0	0	0	0	146
% PM	8%	8%	20%	23%	9%	3%	1%							72%
PM Peak Hour	16:45	16:45	17:00	13:45	12:15	12:00	15:15							16:45
Volume	6	5	11	9	6	2	1							29

Directional Peak Periods	AM 7-9			NOON 12-2			PM 4-6			Off Peak Volumes		
All Classes	Volume	⟷	%	Volume	⟷	%	Volume	⟷	%	Volume	⟷	%
	17		8%	32		16%	42		21%	112		55%

Street Name	Direction	Percentiles					
		15th	50th	Average	85th	95th	ADT
S Lincoln St	North Bound	16	25	24	31	36	203
S Lincoln St	South Bound	17	25	25	32	37	199

Prepared by National Data & Surveying Services

SPEED

S Lincoln St S/O E Cjon Justo

Day: Tuesday
Date: 1/17/2023

City: Burbank
Project #: CA23_020030_004s

South Bound

Time	< 15	15 - 19	20 - 24	25 - 29	30 - 34	35 - 39	40 - 44	45 - 49	50 - 54	55 - 59	60 - 64	65 - 69	70 +	Total
0:00 AM	0	0	0	0	0	0	0	0	0	0	0	0	0	0
0:15	0	1	1	0	0	0	0	0	0	0	0	0	0	2
0:30	0	0	0	0	0	0	0	0	0	0	0	0	0	0
0:45	0	0	0	0	0	0	0	0	0	0	0	0	0	0
1:00	0	0	0	0	0	0	0	0	0	0	0	0	0	0
1:15	0	0	0	0	0	0	0	0	0	0	0	0	0	0
1:30	0	0	0	0	0	0	0	0	0	0	0	0	0	0
1:45	0	0	0	0	0	0	0	0	0	0	0	0	0	0
2:00	0	0	0	0	0	0	0	0	0	0	0	0	0	0
2:15	0	0	0	0	0	0	0	0	0	0	0	0	0	0
2:30	0	0	0	0	0	0	0	0	0	0	0	0	0	0
2:45	0	0	0	0	0	0	0	0	0	0	0	0	0	0
3:00	0	0	0	0	0	0	0	0	0	0	0	0	0	0
3:15	0	0	0	0	0	0	0	0	0	0	0	0	0	0
3:30	0	0	0	0	0	0	0	0	0	0	0	0	0	0
3:45	0	0	0	0	0	0	0	0	0	0	0	0	0	0
4:00	0	0	0	0	0	0	0	0	0	0	0	0	0	0
4:15	0	0	0	0	0	0	0	0	0	0	0	0	0	0
4:30	1	0	0	0	0	0	0	0	0	0	0	0	0	1
4:45	0	0	0	0	0	0	0	0	0	0	0	0	0	0
5:00	0	0	0	0	0	0	0	0	0	0	0	0	0	0
5:15	0	0	0	0	0	0	0	0	0	0	0	0	0	0
5:30	0	0	0	0	0	0	0	0	0	0	0	0	0	0
5:45	0	0	0	0	0	0	0	0	0	0	0	0	0	0
6:00	0	0	0	0	0	0	0	0	0	0	0	0	0	0
6:15	0	0	0	0	0	0	0	0	0	0	0	0	0	0
6:30	0	0	0	1	0	1	0	0	0	0	0	0	0	2
6:45	0	1	0	1	0	0	0	0	0	0	0	0	0	2
7:00	0	0	0	0	0	0	0	0	0	0	0	0	0	0
7:15	0	1	0	0	0	0	0	0	0	0	0	0	0	1
7:30	0	0	1	1	0	0	0	0	0	0	0	0	0	2
7:45	0	0	0	2	0	0	0	0	0	0	0	0	0	2
8:00	0	0	1	2	1	0	0	0	0	0	0	0	0	4
8:15	1	0	0	1	1	1	0	0	0	0	0	0	0	4
8:30	0	1	0	3	0	0	0	0	0	0	0	0	0	4
8:45	0	0	3	0	0	2	0	0	0	0	0	0	0	5
9:00	0	0	0	0	1	2	0	0	0	0	0	0	0	3
9:15	0	0	1	2	1	0	0	0	0	0	0	0	0	4
9:30	0	0	1	2	0	0	0	0	0	0	0	0	0	3
9:45	0	0	1	2	0	1	1	0	0	0	0	0	0	5
10:00	0	0	0	0	0	1	0	0	0	0	0	0	0	1
10:15	0	1	0	3	1	0	0	0	0	0	0	0	0	5
10:30	1	0	1	1	2	0	0	0	0	0	0	0	0	5
10:45	0	0	0	2	0	0	1	0	0	0	0	0	0	3
11:00	1	0	0	0	0	0	0	0	0	0	0	0	0	1
11:15	1	0	0	0	1	0	0	0	0	0	0	0	0	2
11:30	0	0	0	1	0	0	0	0	0	0	0	0	0	1
11:45	0	1	2	1	0	1	0	0	0	0	0	0	0	5
12:00 PM	0	1	0	2	1	0	0	0	0	0	0	0	0	4
12:15	0	0	3	0	1	0	0	0	0	0	0	0	0	4
12:30	0	1	0	1	1	1	0	0	0	0	0	0	0	4
12:45	1	0	0	1	0	1	1	0	0	0	0	0	0	4
13:00	0	0	1	0	1	0	0	0	0	0	0	0	0	2
13:15	0	1	1	1	0	0	0	0	0	0	0	0	0	3
13:30	0	1	2	2	3	0	0	0	0	0	0	0	0	8
13:45	2	0	2	3	1	0	0	0	0	0	0	0	0	8
14:00	0	2	2	1	1	0	0	0	0	0	0	0	0	6
14:15	0	0	0	1	0	0	0	0	0	0	0	0	0	1
14:30	0	0	1	0	0	0	0	0	0	0	0	0	0	1
14:45	1	1	4	2	1	1	0	0	0	0	0	0	0	10
15:00	0	0	1	1	0	0	0	0	0	0	0	0	0	2
15:15	0	1	0	1	0	0	0	0	0	0	0	0	0	2
15:30	0	0	2	0	1	0	0	0	0	0	0	0	0	3
15:45	0	1	0	1	2	0	0	0	0	0	0	0	0	4
16:00	0	0	1	0	0	0	0	0	0	0	0	0	0	1
16:15	0	0	3	0	1	0	0	0	0	0	0	0	0	4
16:30	0	0	0	1	1	0	0	0	0	0	0	0	0	2
16:45	2	2	0	2	1	0	0	0	0	0	0	0	0	7
17:00	0	1	4	1	0	0	0	0	0	0	0	0	0	6
17:15	3	3	2	3	0	0	0	0	0	0	0	0	0	11
17:30	0	0	4	0	0	0	0	0	0	0	0	0	0	4
17:45	0	2	0	0	0	0	0	0	0	0	0	0	0	2
18:00	0	0	2	1	0	0	0	0	0	0	0	0	0	3
18:15	1	0	0	1	0	0	0	0	0	0	0	0	0	2
18:30	0	1	2	0	3	0	0	0	0	0	0	0	0	6
18:45	0	1	4	1	0	0	0	0	0	0	0	0	0	6
19:00	0	0	1	0	0	0	0	0	0	0	0	0	0	1
19:15	1	0	3	0	0	0	0	0	0	0	0	0	0	4
19:30	0	0	1	0	0	0	0	0	0	0	0	0	0	1
19:45	0	0	0	0	0	0	0	0	0	0	0	0	0	0
20:00	0	0	0	0	0	0	0	0	0	0	0	0	0	0
20:15	1	1	0	0	0	0	0	0	0	0	0	0	0	2
20:30	0	0	2	0	0	0	0	0	0	0	0	0	0	2
20:45	0	0	0	0	0	0	0	0	0	0	0	0	0	0
21:00	0	0	0	0	0	0	0	0	0	0	0	0	0	0
21:15	0	0	1	0	0	0	0	0	0	0	0	0	0	1
21:30	0	0	0	0	0	0	0	0	0	0	0	0	0	0
21:45	0	0	0	0	0	0	0	0	0	0	0	0	0	0
22:00	0	0	0	0	0	0	0	0	0	0	0	0	0	0
22:15	0	0	0	0	0	0	0	0	0	0	0	0	0	0
22:30	0	0	0	0	0	0	0	0	0	0	0	0	0	0
22:45	0	0	0	0	0	0	0	0	0	0	0	0	0	0
23:00	0	0	0	0	0	0	0	0	0	0	0	0	0	0
23:15	1	0	0	0	0	0	0	0	0	0	0	0	0	1
23:30	0	0	0	0	0	0	0	0	0	0	0	0	0	0
23:45	0	0	0	0	0	0	0	0	0	0	0	0	0	0
Totals	18	26	61	52	27	12	3							199
% of Totals	9%	13%	31%	26%	14%	6%	2%							100%

AM Volumes	5	6	12	25	8	9	2	0	0	0	0	0	0	67
% AM	3%	3%	6%	13%	4%	5%	1%							34%
AM Peak Hour	10:30	11:45	8:45	7:45	9:45	8:15	9:00							8:00
Volume	3	3	5	8	3	5	1							17
PM Volumes	13	20	49	27	19	3	1	0	0	0	0	0	0	132
% PM	7%	10%	25%	14%	10%	2%	1%							66%
PM Peak Hour	16:30	16:30	16:45	13:15	13:00	12:00	12:00							16:45
Volume	5	6	10	7	5	2	1							28

Directional Peak Periods	AM 7-9			NOON 12-2			PM 4-6			Off Peak Volumes		
All Classes	Volume	⟷	%	Volume	⟷	%	Volume	⟷	%	Volume	⟷	%
	22		11%	37		19%	37		19%	103		52%

Street Name	Direction	Percentiles					
		15th	50th	Average	85th	95th	ADT
S Lincoln St	North Bound	16	25	24	31	36	203
S Lincoln St	South Bound	17	25	25	32	37	199

Prepared by National Data & Surveying Services

SPEED

S Lincoln St S/O E Cjon Justo

Day: Tuesday
Date: 1/17/2023

City: Burbank
Project #: CA23_020030_004

Summary

Time	< 15	15 - 19	20 - 24	25 - 29	30 - 34	35 - 39	40 - 44	45 - 49	50 - 54	55 - 59	60 - 64	65 - 69	70 +	Total
0:00 AM	0	0	0	1	0	0	0	0	0	0	0	0	0	1
0:15	0	2	1	0	0	0	0	0	0	0	0	0	0	3
0:30	0	0	0	0	0	0	0	0	0	0	0	0	0	0
0:45	0	0	0	0	0	0	0	0	0	0	0	0	0	0
1:00	0	0	0	0	0	0	0	0	0	0	0	0	0	0
1:15	0	0	0	0	0	0	0	0	0	0	0	0	0	0
1:30	0	0	0	0	0	0	0	0	0	0	0	0	0	0
1:45	0	0	0	0	0	0	0	0	0	0	0	0	0	0
2:00	0	0	0	0	0	0	0	0	0	0	0	0	0	0
2:15	0	0	0	0	0	0	0	0	0	0	0	0	0	0
2:30	0	0	0	0	0	0	0	0	0	0	0	0	0	0
2:45	0	0	0	0	0	0	0	0	0	0	0	0	0	0
3:00	0	0	0	0	0	0	0	0	0	0	0	0	0	0
3:15	0	0	0	0	0	0	0	0	0	0	0	0	0	0
3:30	0	0	0	0	0	0	0	0	0	0	0	0	0	0
3:45	0	0	0	0	0	0	0	0	0	0	0	0	0	0
4:00	0	0	0	0	0	0	0	0	0	0	0	0	0	0
4:15	0	0	0	0	0	0	0	0	0	0	0	0	0	0
4:30	1	0	0	0	0	0	0	0	0	0	0	0	0	1
4:45	0	0	0	0	0	0	0	0	0	0	0	0	0	0
5:00	0	0	0	0	0	0	0	0	0	0	0	0	0	0
5:15	0	0	0	0	0	0	0	0	0	0	0	0	0	0
5:30	0	0	0	0	0	0	0	0	0	0	0	0	0	0
5:45	1	0	0	0	0	0	0	0	0	0	0	0	0	1
6:00	0	0	0	0	0	0	0	0	0	0	0	0	0	0
6:15	0	0	0	0	0	0	0	0	0	0	0	0	0	0
6:30	0	0	0	1	0	1	0	0	0	0	0	0	0	2
6:45	0	1	0	2	0	0	0	0	0	0	0	0	0	3
7:00	0	0	0	0	1	0	0	0	0	0	0	0	0	1
7:15	0	1	0	0	0	0	0	0	0	0	0	0	0	1
7:30	0	1	1	1	0	1	0	0	0	0	0	0	0	4
7:45	1	2	1	3	0	1	0	0	0	0	0	0	0	8
8:00	0	0	2	2	2	0	0	0	0	0	0	0	0	6
8:15	1	0	0	2	1	1	0	0	0	0	0	0	0	5
8:30	0	1	0	4	0	0	0	0	0	0	0	0	0	5
8:45	1	0	5	0	1	2	0	0	0	0	0	0	0	9
9:00	0	2	1	1	2	2	0	0	0	0	0	0	0	8
9:15	0	0	1	4	2	0	0	0	0	0	0	0	0	7
9:30	0	0	1	3	0	0	0	0	0	0	0	0	0	4
9:45	0	0	2	4	0	1	1	0	0	0	0	0	0	8
10:00	0	0	2	0	1	2	0	0	0	0	0	0	0	5
10:15	0	1	2	3	1	0	0	0	0	0	0	0	0	7
10:30	2	3	1	2	2	0	0	0	0	0	0	0	0	10
10:45	0	1	0	3	0	0	1	0	0	0	0	0	0	5
11:00	3	0	1	2	0	0	0	0	0	0	0	0	0	6
11:15	1	0	0	1	1	1	0	0	0	0	0	0	0	4
11:30	0	0	1	2	0	0	0	0	0	0	0	0	0	3
11:45	1	1	2	1	1	1	0	0	0	0	0	0	0	7
12:00 PM	1	2	2	3	2	1	0	0	0	0	0	0	0	11
12:15	0	1	4	0	1	0	0	0	0	0	0	0	0	6
12:30	0	1	0	3	4	1	0	0	0	0	0	0	0	9
12:45	1	1	0	3	1	2	1	0	0	0	0	0	0	9
13:00	0	0	1	2	3	0	0	0	0	0	0	0	0	6
13:15	0	1	1	1	0	0	0	0	0	0	0	0	0	3
13:30	0	1	2	3	4	0	0	0	0	0	0	0	0	10
13:45	3	1	3	5	2	1	0	0	0	0	0	0	0	15
14:00	0	2	5	2	1	0	0	0	0	0	0	0	0	10
14:15	0	0	1	5	0	0	0	0	0	0	0	0	0	6
14:30	0	1	2	2	1	0	0	0	0	0	0	0	0	6
14:45	2	2	6	3	2	1	0	0	0	0	0	0	0	16
15:00	0	0	1	2	1	0	0	0	0	0	0	0	0	4
15:15	0	1	0	3	1	1	0	0	0	0	0	0	0	6
15:30	0	0	2	3	1	0	0	0	0	0	0	0	0	6
15:45	0	1	1	4	2	1	0	0	0	0	0	0	0	9
16:00	0	1	1	1	0	0	1	0	0	0	0	0	0	4
16:15	0	0	5	1	1	0	0	0	0	0	0	0	0	7
16:30	0	0	1	3	1	0	0	0	0	0	0	0	0	5
16:45	4	3	1	3	1	0	0	0	0	0	0	0	0	12
17:00	2	1	7	3	0	0	0	0	0	0	0	0	0	13
17:15	3	6	6	5	1	0	0	0	0	0	0	0	0	21
17:30	2	1	6	1	0	0	1	0	0	0	0	0	0	11
17:45	1	2	2	1	0	0	0	0	0	0	0	0	0	6
18:00	0	1	4	2	0	0	0	0	0	0	0	0	0	7
18:15	3	1	0	1	0	0	0	0	0	0	0	0	0	5
18:30	0	2	4	3	3	0	0	0	0	0	0	0	0	12
18:45	1	1	5	1	1	0	0	0	0	0	0	0	0	9
19:00	0	0	3	0	0	0	0	0	0	0	0	0	0	3
19:15	1	0	3	0	1	0	0	0	0	0	0	0	0	5
19:30	0	0	1	1	0	0	0	0	0	0	0	0	0	2
19:45	0	0	0	0	0	0	0	0	0	0	0	0	0	0
20:00	0	0	0	0	0	0	0	0	0	0	0	0	0	0
20:15	2	1	1	1	0	0	0	0	0	0	0	0	0	5
20:30	0	0	3	0	1	0	0	0	0	0	0	0	0	4
20:45	0	0	0	0	0	0	0	0	0	0	0	0	0	0
21:00	0	1	0	1	0	0	0	0	0	0	0	0	0	2
21:15	0	0	1	0	0	0	0	0	0	0	0	0	0	1
21:30	1	0	0	0	0	0	0	0	0	0	0	0	0	1
21:45	0	0	1	0	0	0	0	0	0	0	0	0	0	1
22:00	0	0	1	0	0	0	0	0	0	0	0	0	0	1
22:15	0	0	1	0	1	0	0	0	0	0	0	0	0	2
22:30	1	1	0	0	0	0	0	0	0	0	0	0	0	2
22:45	0	0	0	0	0	0	0	0	0	0	0	0	0	0
23:00	0	0	0	1	0	0	0	0	0	0	0	0	0	1
23:15	1	0	0	0	0	0	0	0	0	0	0	0	0	1
23:30	0	0	1	0	0	1	0	0	0	0	0	0	0	2
23:45	0	0	0	0	1	0	0	0	0	0	0	0	0	1
Totals	41	53	113	115	53	22	5							402
% of Totals	10%	13%	28%	29%	13%	5%	1%							100%

AM Volumes	12	16	24	42	15	13	2	0	0	0	0	0	0	124
% AM	3%	4%	6%	10%	4%	3%	0%							31%
AM Peak Hour	10:30	10:00	11:30	9:00	11:45	8:15	9:00							11:45
Volume	6	5	9	12	8	5	1							33
PM Volumes	29	37	89	73	38	9	3	0	0	0	0	0	0	278
% PM	7%	9%	22%	18%	9%	2%	1%							69%
PM Peak Hour	16:45	16:45	17:00	13:30	12:15	12:00	12:00							16:45
Volume	11	11	21	15	9	4	1							57

Directional Peak Periods	AM 7-9			NOON 12-2			PM 4-6			Off Peak Volumes		
All Classes	Volume	↔	%	Volume	↔	%	Volume	↔	%	Volume	↔	%
	39	↔	10%	69	↔	17%	79	↔	20%	215	↔	53%

Street Name	Direction	Percentiles					
		15th	50th	Average	85th	95th	ADT
S Lincoln St	Summary	17	25	24	32	37	402

Prepared by National Data & Surveying Services

SPEED

S Lincoln St S/O E Cjon Justo

Day: Tuesday
Date: 1/17/2023

City: Burbank
Project #: CA23_020030_004n

North Bound

Time	< 15	15 - 19	20 - 24	25 - 29	30 - 34	35 - 39	40 - 44	45 - 49	50 - 54	55 - 59	60 - 64	65 - 69	70 +	Total
0:00 AM	0	1	0	1	0	0	0	0	0	0	0	0	0	2
1:00	0	0	0	0	0	0	0	0	0	0	0	0	0	0
2:00	0	0	0	0	0	0	0	0	0	0	0	0	0	0
3:00	0	0	0	0	0	0	0	0	0	0	0	0	0	0
4:00	0	0	0	0	0	0	0	0	0	0	0	0	0	0
5:00	1	0	0	0	0	0	0	0	0	0	0	0	0	1
6:00	0	0	0	1	0	0	0	0	0	0	0	0	0	1
7:00	1	3	1	1	1	2	0	0	0	0	0	0	0	9
8:00	1	0	3	2	2	0	0	0	0	0	0	0	0	8
9:00	0	2	2	6	2	0	0	0	0	0	0	0	0	12
10:00	1	4	4	2	1	1	0	0	0	0	0	0	0	13
11:00	3	0	2	4	1	1	0	0	0	0	0	0	0	11
12:00 PM	1	3	3	5	5	2	0	0	0	0	0	0	0	19
13:00	1	1	1	5	4	1	0	0	0	0	0	0	0	13
14:00	1	2	7	8	2	0	0	0	0	0	0	0	0	20
15:00	0	0	1	9	2	2	0	0	0	0	0	0	0	14
16:00	2	2	4	5	0	0	1	0	0	0	0	0	0	14
17:00	5	4	11	6	1	0	1	0	0	0	0	0	0	28
18:00	3	3	5	4	1	0	0	0	0	0	0	0	0	16
19:00	0	0	2	1	1	0	0	0	0	0	0	0	0	4
20:00	1	0	2	1	1	0	0	0	0	0	0	0	0	5
21:00	1	1	1	1	0	0	0	0	0	0	0	0	0	4
22:00	1	1	2	0	1	0	0	0	0	0	0	0	0	5
23:00	0	0	1	1	1	1	0	0	0	0	0	0	0	4
Totals	23	27	52	63	26	10	2							203
% of Totals	11%	13%	26%	31%	13%	5%	1%							100%

AM Volumes	7	10	12	17	7	4	0	0	0	0	0	0	0	57
% AM	3%	5%	6%	8%	3%	2%								28%
AM Peak Hour	11:00	10:00	10:00	9:00	8:00	7:00								10:00
Volume	3	4	4	6	2	2								13
PM Volumes	16	17	40	46	19	6	2	0	0	0	0	0	0	146
% PM	8%	8%	20%	23%	9%	3%	1%							72%
PM Peak Hour	17:00	17:00	17:00	15:00	12:00	12:00	16:00							17:00
Volume	5	4	11	9	5	2	1							28

Directional Peak Periods	AM 7-9			NOON 12-2			PM 4-6			Off Peak Volumes		
All Speeds	Volume		%	Volume		%	Volume		%	Volume		%
	17	↔	8%	32	↔	16%	42	↔	21%	112	↔	55%

Street Name	Direction	Percentiles					
		15th	50th	Average	85th	95th	ADT
S Lincoln St	North Bound	16	25	24	31	36	203
S Lincoln St	South Bound	17	25	25	32	37	199

Prepared by National Data & Surveying Services

SPEED

S Lincoln St S/O E Cjon Justo

Day: Tuesday
Date: 1/17/2023

City: Burbank
Project #: CA23_020030_004s

South Bound

Time	< 15	15 - 19	20 - 24	25 - 29	30 - 34	35 - 39	40 - 44	45 - 49	50 - 54	55 - 59	60 - 64	65 - 69	70 +	Total
0:00 AM	0	1	1	0	0	0	0	0	0	0	0	0	0	2
1:00	0	0	0	0	0	0	0	0	0	0	0	0	0	0
2:00	0	0	0	0	0	0	0	0	0	0	0	0	0	0
3:00	0	0	0	0	0	0	0	0	0	0	0	0	0	0
4:00	1	0	0	0	0	0	0	0	0	0	0	0	0	1
5:00	0	0	0	0	0	0	0	0	0	0	0	0	0	0
6:00	0	1	0	2	0	1	0	0	0	0	0	0	0	4
7:00	0	1	1	3	0	0	0	0	0	0	0	0	0	5
8:00	1	1	4	6	2	3	0	0	0	0	0	0	0	17
9:00	0	0	3	6	2	3	1	0	0	0	0	0	0	15
10:00	1	1	1	6	3	1	1	0	0	0	0	0	0	14
11:00	2	1	2	2	1	1	0	0	0	0	0	0	0	9
12:00 PM	1	2	3	4	3	2	1	0	0	0	0	0	0	16
13:00	2	2	6	6	5	0	0	0	0	0	0	0	0	21
14:00	1	3	7	4	2	1	0	0	0	0	0	0	0	18
15:00	0	2	3	3	3	0	0	0	0	0	0	0	0	11
16:00	2	2	4	3	3	0	0	0	0	0	0	0	0	14
17:00	3	6	10	4	0	0	0	0	0	0	0	0	0	23
18:00	1	2	8	3	3	0	0	0	0	0	0	0	0	17
19:00	1	0	5	0	0	0	0	0	0	0	0	0	0	6
20:00	1	1	2	0	0	0	0	0	0	0	0	0	0	4
21:00	0	0	1	0	0	0	0	0	0	0	0	0	0	1
22:00	0	0	0	0	0	0	0	0	0	0	0	0	0	0
23:00	1	0	0	0	0	0	0	0	0	0	0	0	0	1
Totals	18	26	61	52	27	12	3							199
% of Totals	9%	13%	31%	26%	14%	6%	2%							100%

AM Volumes	5	6	12	25	8	9	2	0	0	0	0	0	0	67
% AM	3%	3%	6%	13%	4%	5%	1%							34%
AM Peak Hour	11:00		8:00	8:00	10:00	8:00	9:00							8:00
Volume	2	1	4	6	3	3	1							17
PM Volumes	13	20	49	27	19	3	1	0	0	0	0	0	0	132
% PM	7%	10%	25%	14%	10%	2%	1%							66%
PM Peak Hour	17:00	17:00	17:00	13:00	13:00	12:00	12:00							17:00
Volume	3	6	10	6	5	2	1							23

Directional Peak Periods	AM 7-9			NOON 12-2			PM 4-6			Off Peak Volumes		
All Speeds	Volume		%	Volume		%	Volume		%	Volume		%
	22	↔	11%	37	↔	19%	37	↔	19%	103	↔	52%

Street Name	Direction	Percentiles					
		15th	50th	Average	85th	95th	ADT
S Lincoln St	North Bound	16	25	24	31	36	203
S Lincoln St	South Bound	17	25	25	32	37	199

Prepared by National Data & Surveying Services

SPEED

S Lincoln St S/O E Cjon Justo

Day: Tuesday
Date: 1/17/2023

City: Burbank
Project #: CA23_020030_004

Summary

Time	< 15	15 - 19	20 - 24	25 - 29	30 - 34	35 - 39	40 - 44	45 - 49	50 - 54	55 - 59	60 - 64	65 - 69	70 +	Total
0:00 AM	0	2	1	1	0	0	0	0	0	0	0	0	0	4
1:00	0	0	0	0	0	0	0	0	0	0	0	0	0	0
2:00	0	0	0	0	0	0	0	0	0	0	0	0	0	0
3:00	0	0	0	0	0	0	0	0	0	0	0	0	0	0
4:00	1	0	0	0	0	0	0	0	0	0	0	0	0	1
5:00	1	0	0	0	0	0	0	0	0	0	0	0	0	1
6:00	0	1	0	3	0	1	0	0	0	0	0	0	0	5
7:00	1	4	2	4	1	2	0	0	0	0	0	0	0	14
8:00	2	1	7	8	4	3	0	0	0	0	0	0	0	25
9:00	0	2	5	12	4	3	1	0	0	0	0	0	0	27
10:00	2	5	5	8	4	2	1	0	0	0	0	0	0	27
11:00	5	1	4	6	2	2	0	0	0	0	0	0	0	20
12:00 PM	2	5	6	9	8	4	1	0	0	0	0	0	0	35
13:00	3	3	7	11	9	1	0	0	0	0	0	0	0	34
14:00	2	5	14	12	4	1	0	0	0	0	0	0	0	38
15:00	0	2	4	12	5	2	0	0	0	0	0	0	0	25
16:00	4	4	8	8	3	0	1	0	0	0	0	0	0	28
17:00	8	10	21	10	1	0	1	0	0	0	0	0	0	51
18:00	4	5	13	7	4	0	0	0	0	0	0	0	0	33
19:00	1	0	7	1	1	0	0	0	0	0	0	0	0	10
20:00	2	1	4	1	1	0	0	0	0	0	0	0	0	9
21:00	1	1	2	1	0	0	0	0	0	0	0	0	0	5
22:00	1	1	2	0	1	0	0	0	0	0	0	0	0	5
23:00	1	0	1	1	1	1	0	0	0	0	0	0	0	5
Totals	41	53	113	115	53	22	5							402
% of Totals	10%	13%	28%	29%	13%	5%	1%							100%

AM Volumes	12	16	24	42	15	13	2	0	0	0	0	0	0	124
% AM	3%	4%	6%	10%	4%	3%	0%							31%
AM Peak Hour	11:00	10:00	8:00	9:00	8:00	8:00	9:00							9:00
Volume	5	5	7	12	4	3	1							27
PM Volumes	29	37	89	73	38	9	3	0	0	0	0	0	0	278
% PM	7%	9%	22%	18%	9%	2%	1%							69%
PM Peak Hour	17:00	17:00	17:00	14:00	13:00	12:00	12:00							17:00
Volume	8	10	21	12	9	4	1							51

Directional Peak Periods	AM 7-9			NOON 12-2			PM 4-6			Off Peak Volumes		
All Speeds	Volume		%	Volume		%	Volume		%	Volume		%
	39	↔	10%	69	↔	17%	79	↔	20%	215	↔	53%

Street Name	Direction	Percentiles					
		15th	50th	Average	85th	95th	ADT
S Lincoln St	Summary	17	25	24	32	37	402

Prepared by NDS/ATD

Prepared by National Data & Surveying Services

VOLUME

S Lincoln St S/O E Cjon Justo

Day: Tuesday
Date: 1/17/2023

City: Burbank
Project #: CA23_020030_004

DAILY TOTALS	NB	SB	EB	WB	Total
	203	199	0	0	402

AM Period	NB		SB		EB	WB	TOTAL		PM Period	NB		SB		EB	WB	TOTAL	
0:00	1		0		0	0	1		12:00	7		4		0	0	11	
0:15	1		2		0	0	3		12:15	2		4		0	0	6	
0:30	0		0		0	0			12:30	5		4		0	0	9	
0:45	0	2	0	2	0	0		4	12:45	5	19	4	16	0	0	9	35
1:00	0		0		0	0			13:00	4		2		0	0	6	
1:15	0		0		0	0			13:15	0		3		0	0	3	
1:30	0		0		0	0			13:30	2		8		0	0	10	
1:45	0		0		0	0			13:45	7	13	8	21	0	0	15	34
2:00	0		0		0	0			14:00	4		6		0	0	10	
2:15	0		0		0	0			14:15	5		1		0	0	6	
2:30	0		0		0	0			14:30	5		1		0	0	6	
2:45	0		0		0	0			14:45	6	20	10	18	0	0	16	38
3:00	0		0		0	0			15:00	2		2		0	0	4	
3:15	0		0		0	0			15:15	4		2		0	0	6	
3:30	0		0		0	0			15:30	3		3		0	0	6	
3:45	0		0		0	0			15:45	5	14	4	11	0	0	9	25
4:00	0		0		0	0			16:00	3		1		0	0	4	
4:15	0		0		0	0			16:15	3		4		0	0	7	
4:30	0		1		0	0	1		16:30	3		2		0	0	5	
4:45	0		0	1	0	0		1	16:45	5	14	7	14	0	0	12	28
5:00	0		0		0	0			17:00	7		6		0	0	13	
5:15	0		0		0	0			17:15	10		11		0	0	21	
5:30	0		0		0	0			17:30	7		4		0	0	11	
5:45	1	1	0		0	0	1	1	17:45	4	28	2	23	0	0	6	51
6:00	0		0		0	0			18:00	4		3		0	0	7	
6:15	0		0		0	0			18:15	3		2		0	0	5	
6:30	0		2		0	0	2		18:30	6		6		0	0	12	
6:45	1	1	2	4	0	0	3	5	18:45	3	16	6	17	0	0	9	33
7:00	1		0		0	0	1		19:00	2		1		0	0	3	
7:15	0		1		0	0	1		19:15	1		4		0	0	5	
7:30	2		2		0	0	4		19:30	1		1		0	0	2	
7:45	6	9	2	5	0	0	8	14	19:45	0	4	0	6	0	0		10
8:00	2		4		0	0	6		20:00	0		0		0	0		
8:15	1		4		0	0	5		20:15	3		2		0	0	5	
8:30	1		4		0	0	5		20:30	2		2		0	0	4	
8:45	4	8	5	17	0	0	9	25	20:45	0	5	0	4	0	0		9
9:00	5		3		0	0	8		21:00	2		0		0	0	2	
9:15	3		4		0	0	7		21:15	0		1		0	0	1	
9:30	1		3		0	0	4		21:30	1		0		0	0	1	
9:45	3	12	5	15	0	0	8	27	21:45	1	4	0	1	0	0	1	5
10:00	4		1		0	0	5		22:00	1		0		0	0	1	
10:15	2		5		0	0	7		22:15	2		0		0	0	2	
10:30	5		5		0	0	10		22:30	2		0		0	0	2	
10:45	2	13	3	14	0	0	5	27	22:45	0	5	0		0	0		5
11:00	5		1		0	0	6		23:00	1		0		0	0	1	
11:15	2		2		0	0	4		23:15	0		1		0	0	1	
11:30	2		1		0	0	3		23:30	2		0		0	0	2	
11:45	2	11	5	9	0	0	7	20	23:45	1	4	0	1	0	0	1	5
TOTALS		57		67				124	TOTALS		146		132				278
SPLIT %		46.0%		54.0%				30.8%	SPLIT %		52.5%		47.5%				69.2%

DAILY TOTALS	NB	SB	EB	WB	Total
	203	199	0	0	402

AM Peak Hour	11:45	8:00			11:45	PM Peak Hour	16:45	16:45			16:45
AM Pk Volume	16	17			33	PM Pk Volume	29	28			57
Pk Hr Factor	0.571	0.850			0.750	Pk Hr Factor	0.725	0.636			0.679
7 - 9 Volume	17	22	0	0	39	4 - 6 Volume	42	37	0	0	79
7 - 9 Peak Hour	7:30	8:00			8:00	4 - 6 Peak Hour	16:45	16:45			16:45
7 - 9 Pk Volume	11	17	0	0	25	4 - 6 Pk Volume	29	28	0	0	57
Pk Hr Factor	0.458	0.850	0.000	0.000	0.694	Pk Hr Factor	0.725	0.636	0.000	0.000	0.679

Prepared by NDS/ATD

Project #: CA23_020030_004 **City:** Burbank

Location: S Lincoln St S/O E Cjon Justo **Date:** 1/17/2023

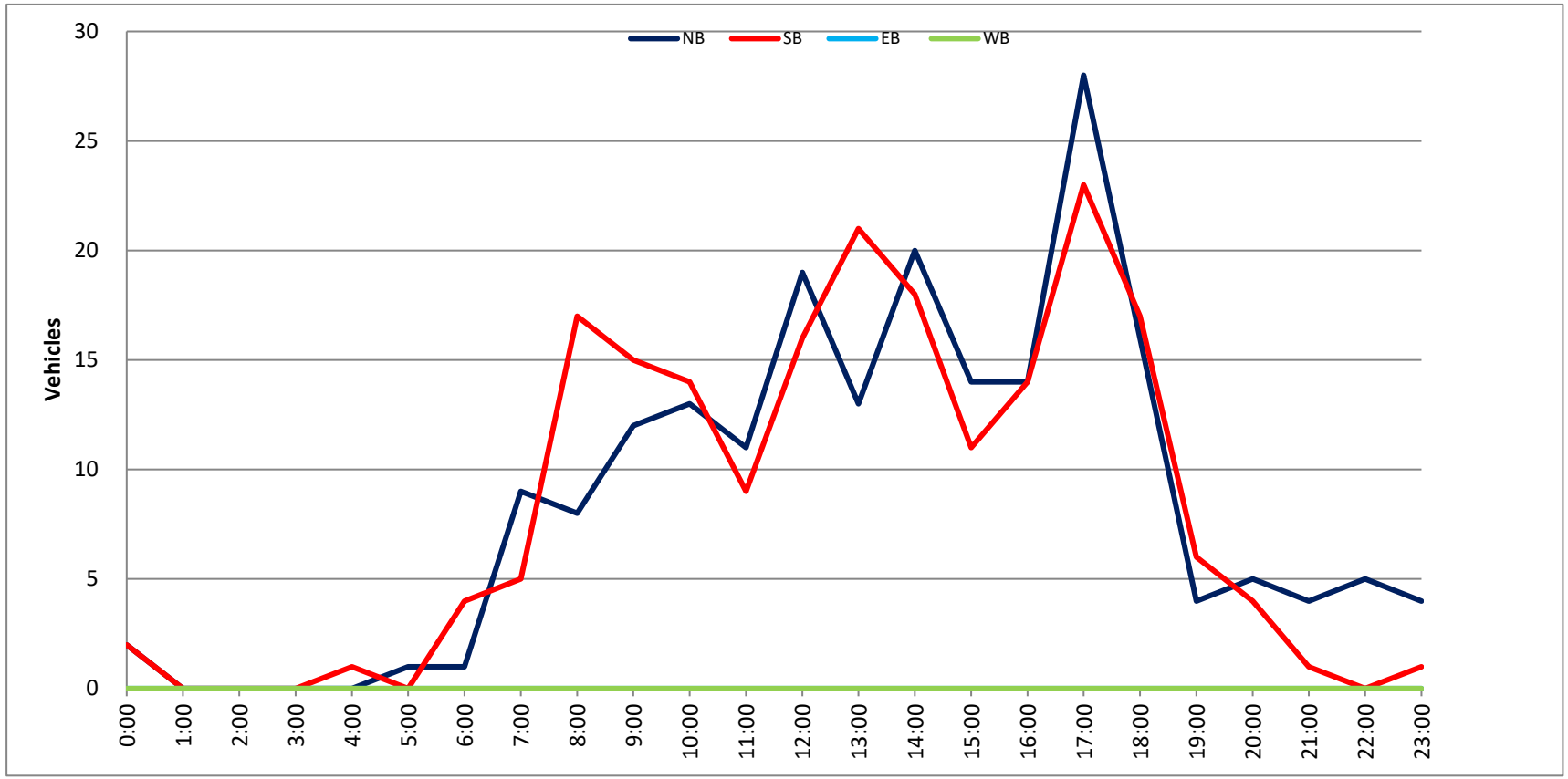

Prepared by National Data & Surveying Services

SPEED

S Lincoln St S/O E Cjon Justo

Day: Wednesday
Date: 1/18/2023

City: Burbank
Project #: CA23_020030_004n

North Bound

Time	< 15	15 - 19	20 - 24	25 - 29	30 - 34	35 - 39	40 - 44	45 - 49	50 - 54	55 - 59	60 - 64	65 - 69	70 +	Total
0:00 AM	0	0	1	0	1	0	0	0	0	0	0	0	0	2
0:15	0	0	0	0	0	0	0	0	0	0	0	0	0	0
0:30	0	0	0	0	0	0	0	0	0	0	0	0	0	0
0:45	0	0	0	0	0	0	0	0	0	0	0	0	0	0
1:00	0	0	0	0	0	0	0	0	0	0	0	0	0	0
1:15	0	0	0	0	0	0	0	0	0	0	0	0	0	0
1:30	0	0	0	0	0	0	0	0	0	0	0	0	0	0
1:45	0	0	0	0	0	0	0	0	0	0	0	0	0	0
2:00	0	0	0	0	0	0	0	0	0	0	0	0	0	0
2:15	0	0	0	0	0	0	0	0	0	0	0	0	0	0
2:30	0	0	0	0	0	0	0	0	0	0	0	0	0	0
2:45	0	0	0	0	0	0	0	0	0	0	0	0	0	0
3:00	0	0	0	0	0	0	0	0	0	0	0	0	0	0
3:15	0	0	0	0	0	0	0	0	0	0	0	0	0	0
3:30	0	0	0	0	0	0	0	0	0	0	0	0	0	0
3:45	0	0	0	0	0	0	0	0	0	0	0	0	0	0
4:00	0	0	0	0	0	0	0	0	0	0	0	0	0	0
4:15	0	0	0	0	0	0	0	0	0	0	0	0	0	0
4:30	0	0	0	0	0	0	0	0	0	0	0	0	0	0
4:45	0	0	0	0	0	0	0	0	0	0	0	0	0	0
5:00	0	0	0	0	0	0	0	0	0	0	0	0	0	0
5:15	0	0	0	0	0	0	0	0	0	0	0	0	0	0
5:30	0	0	0	0	0	0	0	0	0	0	0	0	0	0
5:45	0	0	0	0	0	0	0	0	0	0	0	0	0	0
6:00	1	0	0	0	0	0	0	0	0	0	0	0	0	1
6:15	0	0	0	0	0	0	0	0	0	0	0	0	0	0
6:30	0	0	0	0	0	0	0	0	0	0	0	0	0	0
6:45	0	0	0	0	0	0	0	0	0	0	0	0	0	0
7:00	0	0	0	0	1	1	0	0	0	0	0	0	0	2
7:15	0	0	0	2	2	0	0	0	0	0	0	0	0	4
7:30	1	0	0	2	0	1	0	0	0	0	0	0	0	4
7:45	0	0	1	0	1	0	0	0	0	0	0	0	0	2
8:00	0	2	2	0	1	0	0	0	0	0	0	0	0	5
8:15	0	0	0	1	0	0	0	0	0	0	0	0	0	1
8:30	2	2	2	0	0	0	0	0	0	0	0	0	0	6
8:45	0	0	2	0	0	1	0	0	0	0	0	0	0	3
9:00	0	1	0	0	3	0	0	0	0	0	0	0	0	4
9:15	0	0	1	1	0	0	0	0	0	0	0	0	0	2
9:30	1	0	1	0	1	0	0	0	0	0	0	0	0	3
9:45	1	0	1	0	0	0	0	0	0	0	0	0	0	2
10:00	0	0	0	0	1	1	0	0	0	0	0	0	0	2
10:15	1	0	2	1	0	1	0	0	0	0	0	0	0	5
10:30	0	0	0	2	0	0	0	0	0	0	0	0	0	2
10:45	1	1	1	2	0	0	0	0	0	0	0	0	0	5
11:00	0	0	1	2	0	0	0	0	0	0	0	0	0	3
11:15	0	0	0	0	1	0	0	0	0	0	0	0	0	1
11:30	0	1	0	0	0	0	0	0	0	0	0	0	0	1
11:45	0	1	4	3	0	0	0	0	0	0	0	0	0	8
12:00 PM	0	0	1	1	1	0	0	0	0	0	0	0	0	3
12:15	0	1	0	1	1	0	0	0	0	0	0	0	0	3
12:30	0	0	0	4	0	0	0	0	0	0	0	0	0	4
12:45	0	2	0	0	0	0	0	0	0	0	0	0	0	2
13:00	0	1	2	1	1	0	0	0	0	0	0	0	0	5
13:15	2	0	0	3	0	0	0	0	0	0	0	0	0	5
13:30	1	0	0	3	2	0	0	0	0	0	0	0	0	6
13:45	0	1	3	2	0	0	0	0	0	0	0	0	0	6
14:00	0	0	0	1	0	1	0	0	0	0	0	0	0	2
14:15	2	0	2	0	0	1	0	0	0	0	0	0	0	5
14:30	0	2	1	2	0	0	0	0	0	0	0	0	0	5
14:45	0	0	1	1	1	0	0	0	0	0	0	0	0	3
15:00	0	1	1	1	0	1	0	0	0	0	0	0	0	4
15:15	0	2	1	2	2	1	0	0	0	0	0	0	0	8
15:30	2	3	4	0	0	0	0	0	0	0	0	0	0	9
15:45	0	0	0	2	0	0	0	0	0	0	0	0	0	2
16:00	1	1	2	1	0	0	0	0	0	0	0	0	0	5
16:15	0	0	1	3	0	0	0	0	0	0	0	0	0	4
16:30	0	0	1	2	0	0	0	0	0	0	0	0	0	3
16:45	0	0	3	1	0	0	0	0	0	0	0	0	0	4
17:00	0	1	0	2	0	0	0	0	0	0	0	0	0	3
17:15	0	0	5	4	1	0	0	0	0	0	0	0	0	10
17:30	0	1	2	1	1	0	0	0	0	0	0	0	0	5
17:45	0	0	1	0	1	1	0	0	0	0	0	0	0	3
18:00	0	2	2	2	0	0	0	0	0	0	0	0	0	6
18:15	0	2	2	0	0	0	0	0	0	0	0	0	0	4
18:30	1	0	3	0	0	0	0	0	0	0	0	0	0	4
18:45	1	2	1	0	0	0	0	0	0	0	0	0	0	4
19:00	0	0	0	1	1	0	0	0	0	0	0	0	0	2
19:15	0	1	0	0	0	1	0	0	0	0	0	0	0	2
19:30	0	0	2	0	1	0	0	0	0	0	0	0	0	3
19:45	0	0	0	0	0	0	0	0	0	0	0	0	0	0
20:00	0	0	0	0	0	0	0	0	0	0	0	0	0	0
20:15	1	1	0	2	0	0	0	0	0	0	0	0	0	4
20:30	0	0	0	0	0	0	0	0	0	0	0	0	0	0
20:45	0	0	1	0	0	0	0	0	0	0	0	0	0	1
21:00	0	0	0	0	0	0	0	0	0	0	0	0	0	0
21:15	0	0	0	0	0	0	0	0	0	0	0	0	0	0
21:30	0	0	0	1	0	0	0	0	0	0	0	0	0	1
21:45	0	0	0	0	0	0	0	0	0	0	0	0	0	0
22:00	0	0	0	0	0	0	0	0	0	0	0	0	0	0
22:15	0	0	0	0	0	0	0	0	0	0	0	0	0	0
22:30	0	0	0	2	0	0	0	0	0	0	0	0	0	2
22:45	0	0	0	1	0	0	0	0	0	0	0	0	0	1
23:00	0	0	0	0	0	0	0	0	0	0	0	0	0	0
23:15	0	0	0	0	0	0	0	0	0	0	0	0	0	0
23:30	0	0	0	0	0	0	0	0	0	0	0	0	0	0
23:45	0	0	0	0	0	0	0	0	0	0	0	0	0	0
Totals	19	32	61	63	25	11								211
% of Totals	9%	15%	29%	30%	12%	5%								100%

AM Volumes	8	8	19	16	12	5	0	0	0	0	0	0	0	68
% AM	4%	4%	9%	8%	6%	2%								32%
AM Peak Hour	9:30	7:45	8:00	11:45	7:00	6:45								11:45
Volume	3	4	6	9	4	2								18
PM Volumes	11	24	42	47	13	6	0	0	0	0	0	0	0	143
% PM	5%	11%	20%	22%	6%	3%								68%
PM Peak Hour	12:45	14:45	16:45	13:00	12:45	13:30								14:45
Volume	3	6	10	9	3	2								24

Directional Peak Periods	AM 7-9			NOON 12-2			PM 4-6			Off Peak Volumes		
All Classes	Volume	⟷	%	Volume	⟷	%	Volume	⟷	%	Volume	⟷	%
	27		13%	34		16%	37		18%	113		54%

Street Name	Direction	Percentiles					
		15th	50th	Average	85th	95th	ADT
S Lincoln St	North Bound	17	24	24	31	35	211
S Lincoln St	South Bound	18	24	24	32	35	183

Prepared by National Data & Surveying Services

SPEED

S Lincoln St S/O E Cjon Justo

Day: Wednesday
Date: 1/18/2023

City: Burbank
Project #: CA23_020030_004s

South Bound

Time	< 15	15 - 19	20 - 24	25 - 29	30 - 34	35 - 39	40 - 44	45 - 49	50 - 54	55 - 59	60 - 64	65 - 69	70 +	Total
0:00 AM	0	0	0	0	0	0	0	0	0	0	0	0	0	0
0:15	0	0	0	0	0	0	0	0	0	0	0	0	0	0
0:30	0	0	0	0	0	0	0	0	0	0	0	0	0	0
0:45	0	0	1	0	0	0	0	0	0	0	0	0	0	1
1:00	0	0	0	0	0	0	0	0	0	0	0	0	0	0
1:15	0	0	0	0	0	0	0	0	0	0	0	0	0	0
1:30	0	0	0	0	0	0	0	0	0	0	0	0	0	0
1:45	0	0	0	0	0	0	0	0	0	0	0	0	0	0
2:00	0	0	0	0	0	0	0	0	0	0	0	0	0	0
2:15	0	1	1	0	0	0	0	0	0	0	0	0	0	2
2:30	0	0	0	0	0	0	0	0	0	0	0	0	0	0
2:45	0	0	0	0	0	0	0	0	0	0	0	0	0	0
3:00	0	0	0	0	0	0	0	0	0	0	0	0	0	0
3:15	0	0	0	0	0	0	0	0	0	0	0	0	0	0
3:30	0	0	0	0	0	0	0	0	0	0	0	0	0	0
3:45	0	0	0	0	0	0	0	0	0	0	0	0	0	0
4:00	0	0	0	0	0	0	0	0	0	0	0	0	0	0
4:15	0	0	0	0	0	0	0	0	0	0	0	0	0	0
4:30	0	0	0	0	0	0	0	0	0	0	0	0	0	0
4:45	0	0	0	0	0	0	0	0	0	0	0	0	0	0
5:00	1	0	0	0	0	0	0	0	0	0	0	0	0	1
5:15	0	0	0	0	0	0	0	0	0	0	0	0	0	0
5:30	0	0	1	0	0	0	0	0	0	0	0	0	0	1
5:45	0	0	0	0	0	0	0	0	0	0	0	0	0	0
6:00	0	0	0	0	0	0	0	0	0	0	0	0	0	0
6:15	0	0	0	0	0	0	0	0	0	0	0	0	0	0
6:30	0	0	2	1	0	1	0	0	0	0	0	0	0	4
6:45	0	1	0	0	0	0	0	0	0	0	0	0	0	1
7:00	0	0	0	0	0	0	0	0	0	0	0	0	0	0
7:15	0	0	0	0	0	0	0	0	0	0	0	0	0	0
7:30	0	1	0	0	0	0	0	0	0	0	0	0	0	1
7:45	0	0	3	0	1	0	0	0	0	0	0	0	0	4
8:00	0	1	1	5	1	0	0	0	0	0	0	0	0	8
8:15	0	1	1	0	0	0	0	0	0	0	0	0	0	2
8:30	2	0	1	2	0	0	0	0	0	0	0	0	0	5
8:45	0	1	1	0	2	0	0	0	0	0	0	0	0	4
9:00	0	1	0	1	1	0	0	0	0	0	0	0	0	3
9:15	0	0	1	3	0	0	0	0	0	0	0	0	0	4
9:30	0	2	0	2	1	0	0	0	0	0	0	0	0	5
9:45	0	1	2	0	1	0	0	0	0	0	0	0	0	4
10:00	0	0	0	1	0	0	0	0	0	0	0	0	0	1
10:15	1	0	1	0	0	1	0	0	0	0	0	0	0	3
10:30	0	1	0	1	0	0	0	0	0	0	0	0	0	2
10:45	0	1	1	0	0	1	0	0	0	0	0	0	0	3
11:00	3	1	2	0	0	0	0	0	0	0	0	0	0	6
11:15	0	0	0	0	2	0	0	0	0	0	0	0	0	2
11:30	0	0	0	3	0	0	0	0	0	0	0	0	0	3
11:45	0	0	0	1	0	0	0	0	0	0	0	0	0	1
12:00 PM	1	0	1	0	0	1	0	0	0	0	0	0	0	3
12:15	1	0	1	0	1	0	0	0	0	0	0	0	0	3
12:30	0	0	0	0	0	0	0	0	0	0	0	0	0	0
12:45	0	1	0	0	1	0	0	0	0	0	0	0	0	2
13:00	0	0	1	0	1	0	0	0	0	0	0	0	0	2
13:15	0	0	0	2	3	1	0	0	0	0	0	0	0	6
13:30	0	2	0	0	0	1	0	0	0	0	0	0	0	3
13:45	1	0	0	0	0	1	0	0	0	0	0	0	0	2
14:00	0	0	3	0	0	0	0	0	0	0	0	0	0	3
14:15	0	0	0	1	0	0	0	0	0	0	0	0	0	1
14:30	1	0	1	1	0	0	0	0	0	0	0	0	0	3
14:45	0	1	1	3	1	0	0	0	0	0	0	0	0	6
15:00	0	0	1	0	2	1	0	0	0	0	0	0	0	4
15:15	0	1	1	2	1	0	0	0	0	0	0	0	0	5
15:30	0	1	2	1	0	0	0	0	0	0	0	0	0	4
15:45	1	0	0	2	0	0	0	0	0	0	0	0	0	3
16:00	0	0	2	0	3	1	0	0	0	0	0	0	0	6
16:15	0	2	0	1	0	0	0	0	0	0	0	0	0	3
16:30	0	1	1	0	0	0	0	0	0	0	0	0	0	2
16:45	0	0	0	3	0	0	0	0	0	0	0	0	0	3
17:00	0	0	0	0	1	0	0	0	0	0	0	0	0	1
17:15	0	1	3	0	1	0	0	0	0	0	0	0	0	5
17:30	0	3	1	0	0	0	0	0	0	0	0	0	0	4
17:45	0	1	5	1	0	0	0	0	0	0	0	0	0	7
18:00	0	0	0	3	0	0	0	0	0	0	0	0	0	3
18:15	0	0	2	0	0	0	0	0	0	0	0	0	0	2
18:30	0	1	1	2	0	0	0	0	0	0	0	0	0	4
18:45	0	0	5	0	0	1	0	0	0	0	0	0	0	6
19:00	0	0	1	0	1	0	0	0	0	0	0	0	0	2
19:15	0	0	1	0	0	0	0	0	0	0	0	0	0	1
19:30	0	0	2	0	1	0	0	0	0	0	0	0	0	3
19:45	0	0	1	0	0	0	0	0	0	0	0	0	0	1
20:00	0	0	0	0	1	0	0	0	0	0	0	0	0	1
20:15	0	0	0	1	0	0	0	0	0	0	0	0	0	1
20:30	0	1	0	0	0	0	0	0	0	0	0	0	0	1
20:45	0	0	0	0	0	0	0	0	0	0	0	0	0	0
21:00	0	0	0	0	0	0	0	0	0	0	0	0	0	0
21:15	0	0	0	0	0	0	0	0	0	0	0	0	0	0
21:30	0	0	1	0	0	0	0	0	0	0	0	0	0	1
21:45	0	0	0	0	0	0	0	0	0	0	0	0	0	0
22:00	0	0	0	0	1	0	0	0	0	0	0	0	0	1
22:15	0	0	0	0	0	0	0	0	0	0	0	0	0	0
22:30	0	0	0	0	0	0	0	0	0	0	0	0	0	0
22:45	0	0	1	0	0	0	0	0	0	0	0	0	0	1
23:00	0	0	0	0	0	0	0	0	0	0	0	0	0	0
23:15	0	0	1	0	0	0	0	0	0	0	0	0	0	1
23:30	0	0	1	0	0	0	0	0	0	0	0	0	0	1
23:45	0	0	1	0	0	0	0	0	0	0	0	0	0	1
Totals	12	29	61	43	28	10								183
% of Totals	7%	16%	33%	23%	15%	5%								100%

AM Volumes	7	13	19	20	9	3	0	0	0	0	0	0	0	71
% AM	4%	7%	10%	11%	5%	2%								39%
AM Peak Hour	10:15	8:45	7:45	7:45	8:45	10:00								7:45
Volume	4	4	6	7	4	2								19
PM Volumes	5	16	42	23	19	7	0	0	0	0	0	0	0	112
% PM	3%	9%	23%	13%	10%	4%								61%
PM Peak Hour	12:00	17:00	17:00	14:30	12:30	13:00								14:45
Volume	2	5	9	6	5	3								19

Directional Peak Periods	AM 7-9			NOON 12-2			PM 4-6			Off Peak Volumes		
All Classes	Volume	⟷	%	Volume	⟷	%	Volume	⟷	%	Volume	⟷	%
	24		13%	21		11%	31		17%	107		58%

Street Name	Direction	Percentiles					
		15th	50th	Average	85th	95th	ADT
S Lincoln St	North Bound	17	24	24	31	35	211
S Lincoln St	South Bound	18	24	24	32	35	183

Prepared by National Data & Surveying Services

SPEED

S Lincoln St S/O E Cjon Justo

Day: Wednesday
Date: 1/18/2023

City: Burbank
Project #: CA23_020030_004

Summary

Time	< 15	15 - 19	20 - 24	25 - 29	30 - 34	35 - 39	40 - 44	45 - 49	50 - 54	55 - 59	60 - 64	65 - 69	70 +	Total
0:00 AM	0	0	1	0	1	0	0	0	0	0	0	0	0	2
0:15	0	0	0	0	0	0	0	0	0	0	0	0	0	0
0:30	0	0	0	0	0	0	0	0	0	0	0	0	0	0
0:45	0	0	1	0	0	0	0	0	0	0	0	0	0	1
1:00	0	0	0	0	0	0	0	0	0	0	0	0	0	0
1:15	0	0	0	0	0	0	0	0	0	0	0	0	0	0
1:30	0	0	0	0	0	0	0	0	0	0	0	0	0	0
1:45	0	0	0	0	0	0	0	0	0	0	0	0	0	0
2:00	0	0	0	0	0	0	0	0	0	0	0	0	0	0
2:15	0	1	1	0	0	0	0	0	0	0	0	0	0	2
2:30	0	0	0	0	0	0	0	0	0	0	0	0	0	0
2:45	0	0	0	0	0	0	0	0	0	0	0	0	0	0
3:00	0	0	0	0	0	0	0	0	0	0	0	0	0	0
3:15	0	0	0	0	0	0	0	0	0	0	0	0	0	0
3:30	0	0	0	0	0	0	0	0	0	0	0	0	0	0
3:45	0	0	0	0	0	0	0	0	0	0	0	0	0	0
4:00	0	0	0	0	0	0	0	0	0	0	0	0	0	0
4:15	0	0	0	0	0	0	0	0	0	0	0	0	0	0
4:30	0	0	0	0	0	0	0	0	0	0	0	0	0	0
4:45	0	0	0	0	0	0	0	0	0	0	0	0	0	0
5:00	1	0	0	0	0	0	0	0	0	0	0	0	0	1
5:15	0	0	0	0	0	0	0	0	0	0	0	0	0	0
5:30	0	0	1	0	0	0	0	0	0	0	0	0	0	1
5:45	0	0	0	0	0	0	0	0	0	0	0	0	0	0
6:00	1	0	0	0	0	0	0	0	0	0	0	0	0	1
6:15	0	0	0	0	0	0	0	0	0	0	0	0	0	0
6:30	0	0	2	1	0	1	0	0	0	0	0	0	0	4
6:45	0	1	0	0	0	0	0	0	0	0	0	0	0	1
7:00	0	0	0	0	1	1	0	0	0	0	0	0	0	2
7:15	0	0	0	2	2	0	0	0	0	0	0	0	0	4
7:30	1	1	0	2	0	1	0	0	0	0	0	0	0	5
7:45	0	0	4	0	2	0	0	0	0	0	0	0	0	6
8:00	0	3	3	5	2	0	0	0	0	0	0	0	0	13
8:15	0	1	1	1	0	0	0	0	0	0	0	0	0	3
8:30	4	2	3	2	0	0	0	0	0	0	0	0	0	11
8:45	0	1	3	0	2	1	0	0	0	0	0	0	0	7
9:00	0	2	0	1	4	0	0	0	0	0	0	0	0	7
9:15	0	0	2	4	0	0	0	0	0	0	0	0	0	6
9:30	1	2	1	2	2	0	0	0	0	0	0	0	0	8
9:45	1	1	3	0	1	0	0	0	0	0	0	0	0	6
10:00	0	0	0	1	1	1	0	0	0	0	0	0	0	3
10:15	2	0	3	1	0	2	0	0	0	0	0	0	0	8
10:30	0	1	0	3	0	0	0	0	0	0	0	0	0	4
10:45	1	2	2	2	0	1	0	0	0	0	0	0	0	8
11:00	3	1	3	2	0	0	0	0	0	0	0	0	0	9
11:15	0	0	0	0	3	0	0	0	0	0	0	0	0	3
11:30	0	1	0	3	0	0	0	0	0	0	0	0	0	4
11:45	0	1	4	4	0	0	0	0	0	0	0	0	0	9
12:00 PM	1	0	2	1	1	1	0	0	0	0	0	0	0	6
12:15	1	1	1	1	2	0	0	0	0	0	0	0	0	6
12:30	0	0	0	4	0	0	0	0	0	0	0	0	0	4
12:45	0	3	0	0	1	0	0	0	0	0	0	0	0	4
13:00	0	1	3	1	2	0	0	0	0	0	0	0	0	7
13:15	2	0	0	5	3	1	0	0	0	0	0	0	0	11
13:30	1	2	0	3	2	1	0	0	0	0	0	0	0	9
13:45	1	1	3	2	0	1	0	0	0	0	0	0	0	8
14:00	0	0	3	1	0	1	0	0	0	0	0	0	0	5
14:15	2	0	2	1	0	1	0	0	0	0	0	0	0	6
14:30	1	2	2	3	0	0	0	0	0	0	0	0	0	8
14:45	0	1	2	4	2	0	0	0	0	0	0	0	0	9
15:00	0	1	2	1	2	2	0	0	0	0	0	0	0	8
15:15	0	3	2	4	3	1	0	0	0	0	0	0	0	13
15:30	2	4	6	1	0	0	0	0	0	0	0	0	0	13
15:45	1	0	0	4	0	0	0	0	0	0	0	0	0	5
16:00	1	1	4	1	3	1	0	0	0	0	0	0	0	11
16:15	0	2	1	4	0	0	0	0	0	0	0	0	0	7
16:30	0	1	2	2	0	0	0	0	0	0	0	0	0	5
16:45	0	0	3	4	0	0	0	0	0	0	0	0	0	7
17:00	0	1	0	2	1	0	0	0	0	0	0	0	0	4
17:15	0	1	8	4	2	0	0	0	0	0	0	0	0	15
17:30	0	4	3	1	1	0	0	0	0	0	0	0	0	9
17:45	0	1	6	1	1	1	0	0	0	0	0	0	0	10
18:00	0	2	2	5	0	0	0	0	0	0	0	0	0	9
18:15	0	2	4	0	0	0	0	0	0	0	0	0	0	6
18:30	1	1	4	2	0	0	0	0	0	0	0	0	0	8
18:45	1	2	6	0	0	1	0	0	0	0	0	0	0	10
19:00	0	0	1	1	2	0	0	0	0	0	0	0	0	4
19:15	0	1	1	0	0	1	0	0	0	0	0	0	0	3
19:30	0	0	4	0	2	0	0	0	0	0	0	0	0	6
19:45	0	0	1	0	0	0	0	0	0	0	0	0	0	1
20:00	0	0	0	0	1	0	0	0	0	0	0	0	0	1
20:15	1	1	0	3	0	0	0	0	0	0	0	0	0	5
20:30	0	1	0	0	0	0	0	0	0	0	0	0	0	1
20:45	0	0	1	0	0	0	0	0	0	0	0	0	0	1
21:00	0	0	0	0	0	0	0	0	0	0	0	0	0	0
21:15	0	0	0	0	0	0	0	0	0	0	0	0	0	0
21:30	0	0	1	1	0	0	0	0	0	0	0	0	0	2
21:45	0	0	0	0	0	0	0	0	0	0	0	0	0	0
22:00	0	0	0	0	1	0	0	0	0	0	0	0	0	1
22:15	0	0	0	0	0	0	0	0	0	0	0	0	0	0
22:30	0	0	0	2	0	0	0	0	0	0	0	0	0	2
22:45	0	0	1	1	0	0	0	0	0	0	0	0	0	2
23:00	0	0	0	0	0	0	0	0	0	0	0	0	0	0
23:15	0	0	1	0	0	0	0	0	0	0	0	0	0	1
23:30	0	0	1	0	0	0	0	0	0	0	0	0	0	1
23:45	0	0	1	0	0	0	0	0	0	0	0	0	0	1
Totals	31	61	122	106	53	21								394
% of Totals	8%	15%	31%	27%	13%	5%								100%

AM Volumes	15	21	38	36	21	8	0	0	0	0	0	0	0	139
% AM	4%	5%	10%	9%	5%	2%								35%
AM Peak Hour	10:15	8:00	7:45	11:45	8:45	10:00								8:00
Volume	6	7	11	10	8	4								34
PM Volumes	16	40	84	70	32	13	0	0	0	0	0	0	0	255
% PM	4%	10%	21%	18%	8%	3%								65%
PM Peak Hour	13:00	14:45	17:15	14:30	12:45	13:15								14:45
Volume	4	9	19	12	8	4								43

Directional Peak Periods	AM 7-9			NOON 12-2			PM 4-6			Off Peak Volumes		
All Classes	Volume	⟷	%	Volume	⟷	%	Volume	⟷	%	Volume	⟷	%
	51	⟷	13%	55	⟷	14%	68	⟷	17%	220	⟷	56%

Street Name	Direction	Percentiles					
		15th	50th	Average	85th	95th	ADT
S Lincoln St	Summary	17	24	24	31	35	394

Prepared by National Data & Surveying Services

SPEED

S Lincoln St S/O E Cjon Justo

Day: Wednesday
Date: 1/18/2023

City: Burbank
Project #: CA23_020030_004n

North Bound

Time	< 15	15 - 19	20 - 24	25 - 29	30 - 34	35 - 39	40 - 44	45 - 49	50 - 54	55 - 59	60 - 64	65 - 69	70 +	Total
0:00 AM	0	0	1	0	1	0	0	0	0	0	0	0	0	2
1:00	0	0	0	0	0	0	0	0	0	0	0	0	0	0
2:00	0	0	0	0	0	0	0	0	0	0	0	0	0	0
3:00	0	0	0	0	0	0	0	0	0	0	0	0	0	0
4:00	0	0	0	0	0	0	0	0	0	0	0	0	0	0
5:00	0	0	0	0	0	0	0	0	0	0	0	0	0	0
6:00	1	0	0	0	0	0	0	0	0	0	0	0	0	1
7:00	1	0	1	4	4	2	0	0	0	0	0	0	0	12
8:00	2	4	6	1	1	1	0	0	0	0	0	0	0	15
9:00	2	1	3	1	4	0	0	0	0	0	0	0	0	11
10:00	2	1	3	5	1	2	0	0	0	0	0	0	0	14
11:00	0	2	5	5	1	0	0	0	0	0	0	0	0	13
12:00 PM	0	3	1	6	2	0	0	0	0	0	0	0	0	12
13:00	3	2	5	9	3	0	0	0	0	0	0	0	0	22
14:00	2	2	4	4	1	2	0	0	0	0	0	0	0	15
15:00	2	6	6	5	2	2	0	0	0	0	0	0	0	23
16:00	1	1	7	7	0	0	0	0	0	0	0	0	0	16
17:00	0	2	8	7	3	1	0	0	0	0	0	0	0	21
18:00	2	6	8	2	0	0	0	0	0	0	0	0	0	18
19:00	0	1	2	1	2	1	0	0	0	0	0	0	0	7
20:00	1	1	1	2	0	0	0	0	0	0	0	0	0	5
21:00	0	0	0	1	0	0	0	0	0	0	0	0	0	1
22:00	0	0	0	3	0	0	0	0	0	0	0	0	0	3
23:00	0	0	0	0	0	0	0	0	0	0	0	0	0	0
Totals	19	32	61	63	25	11								211
% of Totals	9%	15%	29%	30%	12%	5%								100%

AM Volumes	8	8	19	16	12	5	0	0	0	0	0	0	0	68
% AM	4%	4%	9%	8%	6%	2%								32%
AM Peak Hour	8:00	8:00	8:00	10:00	7:00	7:00								8:00
Volume	2	4	6	5	4	2								15
PM Volumes	11	24	42	47	13	6	0	0	0	0	0	0	0	143
% PM	5%	11%	20%	22%	6%	3%								68%
PM Peak Hour	13:00	15:00	17:00	13:00	13:00	14:00								15:00
Volume	3	6	8	9	3	2								23

Directional Peak Periods	AM 7-9			NOON 12-2			PM 4-6			Off Peak Volumes		
All Speeds	Volume		%	Volume		%	Volume		%	Volume		%
	27	↔	13%	34	↔	16%	37	↔	18%	113	↔	54%

Street Name	Direction	Percentiles					
		15th	50th	Average	85th	95th	ADT
S Lincoln St	North Bound	17	24	24	31	35	211
S Lincoln St	South Bound	18	24	24	32	35	183

Prepared by National Data & Surveying Services

SPEED

S Lincoln St S/O E Cjon Justo

Day: Wednesday
Date: 1/18/2023

City: Burbank
Project #: CA23_020030_004s

South Bound

Time	< 15	15 - 19	20 - 24	25 - 29	30 - 34	35 - 39	40 - 44	45 - 49	50 - 54	55 - 59	60 - 64	65 - 69	70 +	Total
0:00 AM	0	0	1	0	0	0	0	0	0	0	0	0	0	1
1:00	0	0	0	0	0	0	0	0	0	0	0	0	0	0
2:00	0	1	1	0	0	0	0	0	0	0	0	0	0	2
3:00	0	0	0	0	0	0	0	0	0	0	0	0	0	0
4:00	0	0	0	0	0	0	0	0	0	0	0	0	0	0
5:00	1	0	1	0	0	0	0	0	0	0	0	0	0	2
6:00	0	1	2	1	0	1	0	0	0	0	0	0	0	5
7:00	0	1	3	0	1	0	0	0	0	0	0	0	0	5
8:00	2	3	4	7	3	0	0	0	0	0	0	0	0	19
9:00	0	4	3	6	3	0	0	0	0	0	0	0	0	16
10:00	1	2	2	2	0	2	0	0	0	0	0	0	0	9
11:00	3	1	2	4	2	0	0	0	0	0	0	0	0	12
12:00 PM	2	1	2	0	2	1	0	0	0	0	0	0	0	8
13:00	1	2	1	2	4	3	0	0	0	0	0	0	0	13
14:00	1	1	5	5	1	0	0	0	0	0	0	0	0	13
15:00	1	2	4	5	3	1	0	0	0	0	0	0	0	16
16:00	0	3	3	4	3	1	0	0	0	0	0	0	0	14
17:00	0	5	9	1	2	0	0	0	0	0	0	0	0	17
18:00	0	1	8	5	0	1	0	0	0	0	0	0	0	15
19:00	0	0	5	0	2	0	0	0	0	0	0	0	0	7
20:00	0	1	0	1	1	0	0	0	0	0	0	0	0	3
21:00	0	0	1	0	0	0	0	0	0	0	0	0	0	1
22:00	0	0	1	0	1	0	0	0	0	0	0	0	0	2
23:00	0	0	3	0	0	0	0	0	0	0	0	0	0	3
Totals	12	29	61	43	28	10								183
% of Totals	7%	16%	33%	23%	15%	5%								100%

AM Volumes	7	13	19	20	9	3	0	0	0	0	0	0	0	71
% AM	4%	7%	10%	11%	5%	2%								39%
AM Peak Hour	11:00	9:00	8:00	8:00	8:00	10:00								8:00
Volume	3	4	4	7	3	2								19
PM Volumes	5	16	42	23	19	7	0	0	0	0	0	0	0	112
% PM	3%	9%	23%	13%	10%	4%								61%
PM Peak Hour	12:00	17:00	17:00	14:00	13:00	13:00								17:00
Volume	2	5	9	5	4	3								17

Directional Peak Periods	AM 7-9			NOON 12-2			PM 4-6			Off Peak Volumes		
All Speeds	Volume		%	Volume		%	Volume		%	Volume		%
	24	↔	13%	21	↔	11%	31	↔	17%	107	↔	58%

Street Name	Direction	Percentiles					
		15th	50th	Average	85th	95th	ADT
S Lincoln St	North Bound	17	24	24	31	35	211
S Lincoln St	South Bound	18	24	24	32	35	183

Prepared by National Data & Surveying Services

SPEED

S Lincoln St S/O E Cjon Justo

Day: Wednesday
Date: 1/18/2023

City: Burbank
Project #: CA23_020030_004

Summary

Time	< 15	15 - 19	20 - 24	25 - 29	30 - 34	35 - 39	40 - 44	45 - 49	50 - 54	55 - 59	60 - 64	65 - 69	70 +	Total
0:00 AM	0	0	2	0	1	0	0	0	0	0	0	0	0	3
1:00	0	0	0	0	0	0	0	0	0	0	0	0	0	0
2:00	0	1	1	0	0	0	0	0	0	0	0	0	0	2
3:00	0	0	0	0	0	0	0	0	0	0	0	0	0	0
4:00	0	0	0	0	0	0	0	0	0	0	0	0	0	0
5:00	1	0	1	0	0	0	0	0	0	0	0	0	0	2
6:00	1	1	2	1	0	1	0	0	0	0	0	0	0	6
7:00	1	1	4	4	5	2	0	0	0	0	0	0	0	17
8:00	4	7	10	8	4	1	0	0	0	0	0	0	0	34
9:00	2	5	6	7	7	0	0	0	0	0	0	0	0	27
10:00	3	3	5	7	1	4	0	0	0	0	0	0	0	23
11:00	3	3	7	9	3	0	0	0	0	0	0	0	0	25
12:00 PM	2	4	3	6	4	1	0	0	0	0	0	0	0	20
13:00	4	4	6	11	7	3	0	0	0	0	0	0	0	35
14:00	3	3	9	9	2	2	0	0	0	0	0	0	0	28
15:00	3	8	10	10	5	3	0	0	0	0	0	0	0	39
16:00	1	4	10	11	3	1	0	0	0	0	0	0	0	30
17:00	0	7	17	8	5	1	0	0	0	0	0	0	0	38
18:00	2	7	16	7	0	1	0	0	0	0	0	0	0	33
19:00	0	1	7	1	4	1	0	0	0	0	0	0	0	14
20:00	1	2	1	3	1	0	0	0	0	0	0	0	0	8
21:00	0	0	1	1	0	0	0	0	0	0	0	0	0	2
22:00	0	0	1	3	1	0	0	0	0	0	0	0	0	5
23:00	0	0	3	0	0	0	0	0	0	0	0	0	0	3
Totals	31	61	122	106	53	21								394
% of Totals	8%	15%	31%	27%	13%	5%								100%

AM Volumes	15	21	38	36	21	8	0	0	0	0	0	0	0	139
% AM	4%	5%	10%	9%	5%	2%								35%
AM Peak Hour	8:00	8:00	8:00	11:00	9:00	10:00								8:00
Volume	4	7	10	9	7	4								34
PM Volumes	16	40	84	70	32	13	0	0	0	0	0	0	0	255
% PM	4%	10%	21%	18%	8%	3%								65%
PM Peak Hour	13:00	15:00	17:00	13:00	13:00	13:00								15:00
Volume	4	8	17	11	7	3								39

Directional Peak Periods	AM 7-9			NOON 12-2			PM 4-6			Off Peak Volumes		
All Speeds	Volume		%	Volume		%	Volume		%	Volume		%
	51	↔	13%	55	↔	14%	68	↔	17%	220	↔	56%

Street Name	Direction	Percentiles					
		15th	50th	Average	85th	95th	ADT
S Lincoln St	Summary	17	24	24	31	35	394

Prepared by NDS/ATD

Prepared by National Data & Surveying Services

VOLUME

S Lincoln St S/O E Cjon Justo

Day: Wednesday
Date: 1/18/2023

City: Burbank
Project #: CA23_020030_004

DAILY TOTALS	NB	SB	EB	WB	Total
	211	183	0	0	394

AM Period	NB		SB		EB	WB	TOTAL		PM Period	NB		SB		EB	WB	TOTAL	
0:00	2		0		0	0	2		12:00	3		3		0	0	6	
0:15	0		0		0	0			12:15	3		3		0	0	6	
0:30	0		0		0	0			12:30	4		0		0	0	4	
0:45	0	2	1	1	0	0	1	3	12:45	2	12	2	8	0	0	4	20
1:00	0		0		0	0			13:00	5		2		0	0	7	
1:15	0		0		0	0			13:15	5		6		0	0	11	
1:30	0		0		0	0			13:30	6		3		0	0	9	
1:45	0		0		0	0			13:45	6	22	2	13	0	0	8	35
2:00	0		0		0	0			14:00	2		3		0	0	5	
2:15	0		2		0	0	2		14:15	5		1		0	0	6	
2:30	0		0		0	0			14:30	5		3		0	0	8	
2:45	0		0	2	0	0		2	14:45	3	15	6	13	0	0	9	28
3:00	0		0		0	0			15:00	4		4		0	0	8	
3:15	0		0		0	0			15:15	8		5		0	0	13	
3:30	0		0		0	0			15:30	9		4		0	0	13	
3:45	0		0		0	0			15:45	2	23	3	16	0	0	5	39
4:00	0		0		0	0			16:00	5		6		0	0	11	
4:15	0		0		0	0			16:15	4		3		0	0	7	
4:30	0		0		0	0			16:30	3		2		0	0	5	
4:45	0		0		0	0			16:45	4	16	3	14	0	0	7	30
5:00	0		1		0	0	1		17:00	3		1		0	0	4	
5:15	0		0		0	0			17:15	10		5		0	0	15	
5:30	0		1		0	0	1		17:30	5		4		0	0	9	
5:45	0		0	2	0	0		2	17:45	3	21	7	17	0	0	10	38
6:00	1		0		0	0	1		18:00	6		3		0	0	9	
6:15	0		0		0	0			18:15	4		2		0	0	6	
6:30	0		4		0	0	4		18:30	4		4		0	0	8	
6:45	0	1	1	5	0	0	1	6	18:45	4	18	6	15	0	0	10	33
7:00	2		0		0	0	2		19:00	2		2		0	0	4	
7:15	4		0		0	0	4		19:15	2		1		0	0	3	
7:30	4		1		0	0	5		19:30	3		3		0	0	6	
7:45	2	12	4	5	0	0	6	17	19:45	0	7	1	7	0	0	1	14
8:00	5		8		0	0	13		20:00	0		1		0	0	1	
8:15	1		2		0	0	3		20:15	4		1		0	0	5	
8:30	6		5		0	0	11		20:30	0		1		0	0	1	
8:45	3	15	4	19	0	0	7	34	20:45	1	5	0	3	0	0	1	8
9:00	4		3		0	0	7		21:00	0		0		0	0		
9:15	2		4		0	0	6		21:15	0		0		0	0		
9:30	3		5		0	0	8		21:30	1		1		0	0	2	
9:45	2	11	4	16	0	0	6	27	21:45	0	1	0	1	0	0		2
10:00	2		1		0	0	3		22:00	0		1		0	0	1	
10:15	5		3		0	0	8		22:15	0		0		0	0		
10:30	2		2		0	0	4		22:30	2		0		0	0	2	
10:45	5	14	3	9	0	0	8	23	22:45	1	3	1	2	0	0	2	5
11:00	3		6		0	0	9		23:00	0		0		0	0		
11:15	1		2		0	0	3		23:15	0		1		0	0	1	
11:30	1		3		0	0	4		23:30	0		1		0	0	1	
11:45	8	13	1	12	0	0	9	25	23:45	0		1	3	0	0	1	3
TOTALS		68		71				139	TOTALS		143		112				255
SPLIT %		48.9%		51.1%				35.3%	SPLIT %		56.1%		43.9%				64.7%

DAILY TOTALS	NB	SB	EB	WB	Total
	211	183	0	0	394

AM Peak Hour	11:45	7:45			8:00	PM Peak Hour	14:45	14:45			14:45
AM Pk Volume	18	19			34	PM Pk Volume	24	19			43
Pk Hr Factor	0.563	0.594			0.654	Pk Hr Factor	0.667	0.792			0.827
7 - 9 Volume	27	24	0	0	51	4 - 6 Volume	37	31	0	0	68
7 - 9 Peak Hour	7:15	7:45			8:00	4 - 6 Peak Hour	16:45	17:00			17:00
7 - 9 Pk Volume	15	19	0	0	34	4 - 6 Pk Volume	22	17	0	0	38
Pk Hr Factor	0.750	0.594	0.000	0.000	0.654	Pk Hr Factor	0.550	0.607	0.000	0.000	0.633

Prepared by NDS/ATD

Project #: CA23_020030_004 **City:** Burbank

Location: S Lincoln St S/O E Cjon Justo **Date:** 1/18/2023

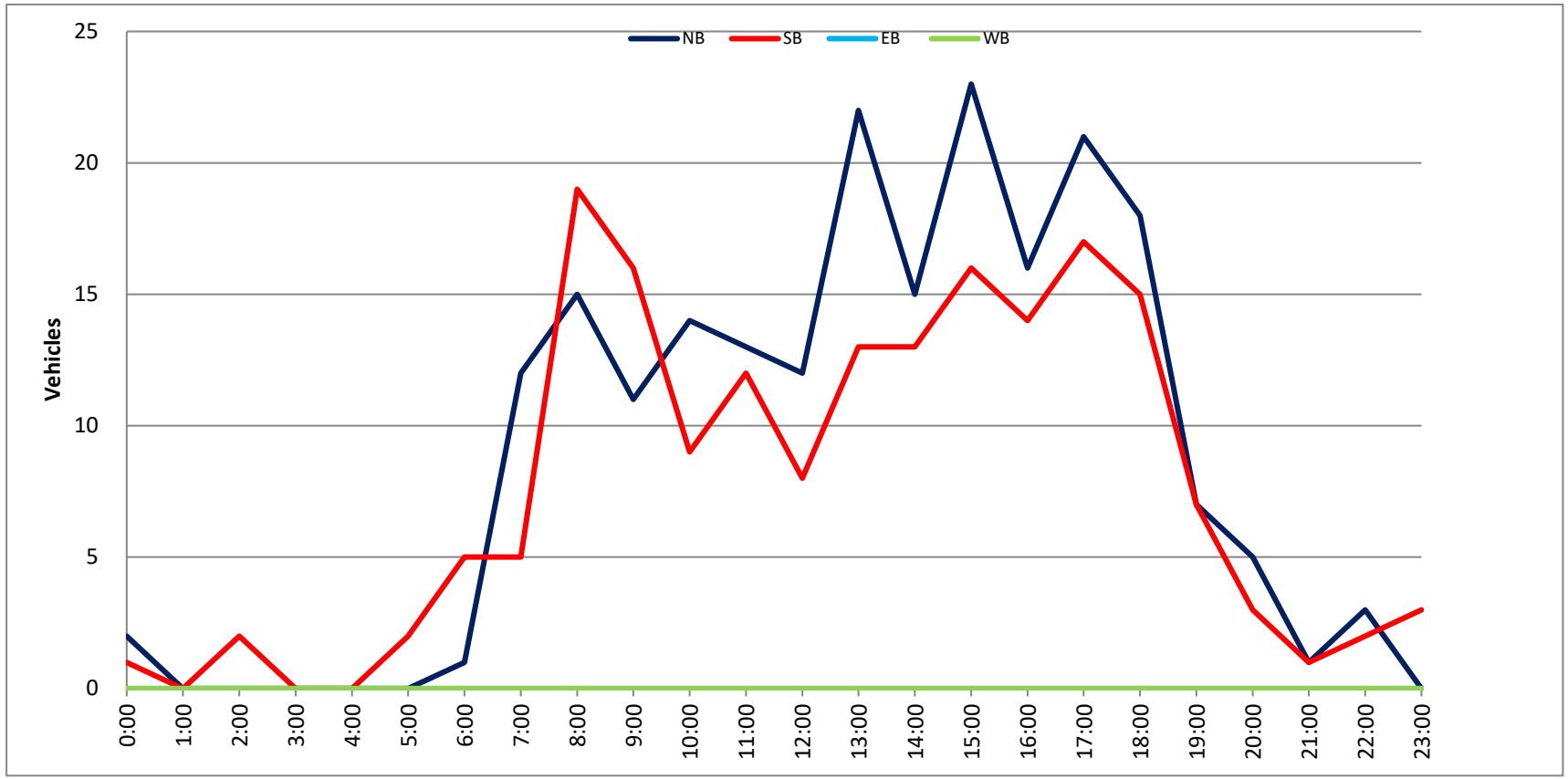

Prepared by National Data & Surveying Services

SPEED

S Lincoln St S/O E Cjon Justo

Day: Thursday
Date: 1/19/2023

City: Burbank
Project #: CA23_020030_004n

North Bound

Time	< 15	15 - 19	20 - 24	25 - 29	30 - 34	35 - 39	40 - 44	45 - 49	50 - 54	55 - 59	60 - 64	65 - 69	70 +	Total
0:00 AM	0	0	0	0	0	0	0	0	0	0	0	0	0	0
0:15	0	0	0	0	0	0	0	0	0	0	0	0	0	0
0:30	0	0	0	0	0	0	0	0	0	0	0	0	0	0
0:45	0	0	1	0	0	0	0	0	0	0	0	0	0	1
1:00	0	0	0	0	0	0	0	0	0	0	0	0	0	0
1:15	0	0	0	0	0	0	0	0	0	0	0	0	0	0
1:30	0	0	0	0	1	0	0	0	0	0	0	0	0	1
1:45	0	0	0	0	0	0	0	0	0	0	0	0	0	0
2:00	0	0	0	0	0	0	0	0	0	0	0	0	0	0
2:15	0	0	0	0	0	0	0	0	0	0	0	0	0	0
2:30	0	0	0	0	0	0	0	0	0	0	0	0	0	0
2:45	0	0	0	0	0	0	0	0	0	0	0	0	0	0
3:00	0	0	0	0	0	0	0	0	0	0	0	0	0	0
3:15	0	0	0	0	0	0	0	0	0	0	0	0	0	0
3:30	0	0	0	0	0	0	0	0	0	0	0	0	0	0
3:45	0	0	0	0	0	0	0	0	0	0	0	0	0	0
4:00	0	0	0	0	0	0	0	0	0	0	0	0	0	0
4:15	0	1	0	0	0	0	0	0	0	0	0	0	0	1
4:30	0	0	0	0	0	0	0	0	0	0	0	0	0	0
4:45	0	0	0	0	0	0	0	0	0	0	0	0	0	0
5:00	0	0	0	0	0	0	0	0	0	0	0	0	0	0
5:15	0	0	0	0	0	0	0	0	0	0	0	0	0	0
5:30	0	0	0	0	0	0	0	0	0	0	0	0	0	0
5:45	0	0	1	0	0	0	0	0	0	0	0	0	0	1
6:00	1	0	0	1	0	0	0	0	0	0	0	0	0	2
6:15	0	0	0	0	0	0	0	0	0	0	0	0	0	0
6:30	0	0	0	0	0	0	0	0	0	0	0	0	0	0
6:45	1	0	0	0	0	0	0	0	0	0	0	0	0	1
7:00	0	0	0	0	0	0	0	0	0	0	0	0	0	0
7:15	0	0	1	1	0	0	0	0	0	0	0	0	0	2
7:30	0	0	1	0	1	1	0	0	0	0	0	0	0	3
7:45	0	3	1	1	2	1	0	0	0	0	0	0	0	8
8:00	1	0	0	2	0	0	0	0	0	0	0	0	0	3
8:15	0	0	0	0	1	0	0	0	0	0	0	0	0	1
8:30	1	0	2	1	0	0	0	0	0	0	0	0	0	4
8:45	0	0	2	0	0	0	0	0	0	0	0	0	0	2
9:00	0	0	1	0	2	0	0	0	0	0	0	0	0	3
9:15	1	0	0	0	0	0	0	0	0	0	0	0	0	1
9:30	0	1	1	0	0	0	0	0	0	0	0	0	0	2
9:45	0	0	1	0	1	0	0	0	0	0	0	0	0	2
10:00	1	1	0	1	0	0	0	0	0	0	0	0	0	3
10:15	0	0	0	0	0	0	0	0	0	0	0	0	0	0
10:30	0	1	1	3	0	0	0	0	0	0	0	0	0	5
10:45	0	1	0	0	1	0	0	0	0	0	0	0	0	2
11:00	0	0	0	1	0	0	0	0	0	0	0	0	0	1
11:15	1	0	0	1	0	0	0	0	0	0	0	0	0	2
11:30	0	1	1	2	1	0	0	0	0	0	0	0	0	5
11:45	0	1	2	4	0	0	0	0	0	0	0	0	0	7
12:00 PM	0	1	2	1	1	0	0	0	0	0	0	0	0	5
12:15	0	2	3	3	0	1	0	0	0	0	0	0	0	9
12:30	0	3	0	2	0	0	0	0	0	0	0	0	0	5
12:45	1	0	0	1	0	0	0	0	0	0	0	0	0	2
13:00	0	0	0	1	1	0	0	0	0	0	0	0	0	2
13:15	0	0	0	0	0	1	0	0	0	0	0	0	0	1
13:30	1	0	2	4	2	1	0	0	0	0	0	0	0	10
13:45	0	0	1	0	0	0	0	0	0	0	0	0	0	1
14:00	0	0	0	1	0	0	0	0	0	0	0	0	0	1
14:15	0	1	0	1	0	0	0	0	0	0	0	0	0	2
14:30	1	0	1	1	1	0	0	0	0	0	0	0	0	4
14:45	2	0	1	2	0	0	0	0	0	0	0	0	0	5
15:00	1	0	1	1	1	0	0	0	0	0	0	0	0	4
15:15	1	1	0	1	1	0	0	0	0	0	0	0	0	4
15:30	1	1	3	0	0	0	0	0	0	0	0	0	0	5
15:45	0	0	1	3	0	0	0	0	0	0	0	0	0	4
16:00	0	1	4	1	0	0	0	0	0	0	0	0	0	6
16:15	0	2	1	1	1	1	0	0	0	0	0	0	0	6
16:30	3	0	0	0	1	0	0	0	0	0	0	0	0	4
16:45	2	2	3	1	0	0	0	0	0	0	0	0	0	8
17:00	1	2	1	1	0	0	0	0	0	0	0	0	0	5
17:15	0	1	2	3	1	0	0	0	0	0	0	0	0	7
17:30	0	1	0	1	0	0	0	0	0	0	0	0	0	2
17:45	0	2	1	3	0	1	0	0	0	0	0	0	0	7
18:00	0	0	1	2	1	0	0	0	0	0	0	0	0	4
18:15	0	0	3	1	0	0	0	0	0	0	0	0	0	4
18:30	0	0	0	1	0	0	0	0	0	0	0	0	0	1
18:45	0	0	2	1	0	0	0	0	0	0	0	0	0	3
19:00	1	0	0	2	0	0	0	0	0	0	0	0	0	3
19:15	0	0	1	1	0	0	0	0	0	0	0	0	0	2
19:30	0	0	1	3	0	0	0	0	0	0	0	0	0	4
19:45	1	0	0	3	0	0	0	0	0	0	0	0	0	4
20:00	0	0	1	1	0	0	0	0	0	0	0	0	0	2
20:15	0	0	0	0	1	0	0	0	0	0	0	0	0	1
20:30	0	0	0	1	1	0	0	0	0	0	0	0	0	2
20:45	0	0	0	1	0	0	0	0	0	0	0	0	0	1
21:00	0	0	1	0	0	0	1	0	0	0	0	0	0	2
21:15	0	0	0	0	0	0	0	0	0	0	0	0	0	0
21:30	1	0	0	0	0	0	0	0	0	0	0	0	0	1
21:45	1	0	1	0	0	0	0	0	0	0	0	0	0	2
22:00	0	0	0	0	0	0	0	0	0	0	0	0	0	0
22:15	0	0	0	0	0	1	0	0	0	0	0	0	0	1
22:30	0	0	0	0	0	0	0	0	0	0	0	0	0	0
22:45	0	0	0	0	0	0	0	0	0	0	0	0	0	0
23:00	0	0	0	0	0	0	0	0	0	0	0	0	0	0
23:15	0	0	0	0	0	0	0	0	0	0	0	0	0	0
23:30	0	0	0	0	0	0	0	0	0	0	0	0	0	0
23:45	0	0	1	0	0	0	0	0	0	0	0	0	0	1
Totals	25	30	55	68	23	8	1							210
% of Totals	12%	14%	26%	32%	11%	4%	0%							100%

AM Volumes	7	10	16	18	10	2	0	0	0	0	0	0	0	63
% AM	3%	5%	8%	9%	5%	1%								30%
AM Peak Hour	6:00	11:45	11:30	11:30	7:30	7:00								11:30
Volume	2	7	8	10	4	2								26
PM Volumes	18	20	39	50	13	6	1	0	0	0	0	0	0	147
% PM	9%	10%	19%	24%	6%	3%	0%							70%
PM Peak Hour	16:15	12:00	15:30	17:15	12:45	12:45	20:15							16:00
Volume	6	6	9	9	3	2	1							24

Directional Peak Periods	AM 7-9			NOON 12-2			PM 4-6			Off Peak Volumes		
All Classes	Volume	⟷	%	Volume	⟷	%	Volume	⟷	%	Volume	⟷	%
	23	⟷	11%	35	⟷	17%	45	⟷	21%	107	⟷	51%

Street Name	Direction	Percentiles					
		15th	50th	Average	85th	95th	ADT
S Lincoln St	North Bound	16	25	24	30	35	210
S Lincoln St	South Bound	17	24	24	30	34	195

Prepared by National Data & Surveying Services

SPEED

S Lincoln St S/O E Cjon Justo

Day: Thursday
Date: 1/19/2023

City: Burbank
Project #: CA23_020030_004s

South Bound

Time	< 15	15 - 19	20 - 24	25 - 29	30 - 34	35 - 39	40 - 44	45 - 49	50 - 54	55 - 59	60 - 64	65 - 69	70 +	Total
0:00 AM	0	0	0	0	0	0	0	0	0	0	0	0	0	0
0:15	0	0	0	0	0	0	0	0	0	0	0	0	0	0
0:30	0	0	0	0	0	0	0	0	0	0	0	0	0	0
0:45	0	0	0	0	0	0	0	0	0	0	0	0	0	0
1:00	0	0	0	0	0	0	0	0	0	0	0	0	0	0
1:15	0	0	0	0	0	0	0	0	0	0	0	0	0	0
1:30	0	0	0	0	0	0	0	0	0	0	0	0	0	0
1:45	0	0	0	0	0	0	0	0	0	0	0	0	0	0
2:00	0	0	0	0	0	0	0	0	0	0	0	0	0	0
2:15	0	0	0	0	0	0	0	0	0	0	0	0	0	0
2:30	0	0	0	0	0	0	0	0	0	0	0	0	0	0
2:45	0	0	0	0	0	0	0	0	0	0	0	0	0	0
3:00	0	0	0	0	0	0	0	0	0	0	0	0	0	0
3:15	0	0	0	0	0	0	0	0	0	0	0	0	0	0
3:30	0	0	0	0	0	0	0	0	0	0	0	0	0	0
3:45	0	0	0	0	0	0	0	0	0	0	0	0	0	0
4:00	0	0	0	0	0	0	0	0	0	0	0	0	0	0
4:15	0	0	0	0	0	0	0	0	0	0	0	0	0	0
4:30	0	0	0	0	0	0	0	0	0	0	0	0	0	0
4:45	0	0	0	0	0	0	0	0	0	0	0	0	0	0
5:00	1	0	0	0	0	0	0	0	0	0	0	0	0	1
5:15	0	0	0	0	0	0	0	0	0	0	0	0	0	0
5:30	0	0	0	0	0	0	0	0	0	0	0	0	0	0
5:45	0	0	0	0	0	0	0	0	0	0	0	0	0	0
6:00	0	0	0	0	0	0	0	0	0	0	0	0	0	0
6:15	0	0	0	1	0	0	0	0	0	0	0	0	0	1
6:30	0	0	0	0	0	0	0	0	0	0	0	0	0	0
6:45	1	1	1	0	0	0	0	0	0	0	0	0	0	3
7:00	2	0	0	0	0	0	0	0	0	0	0	0	0	2
7:15	0	0	0	0	0	0	0	0	0	0	0	0	0	0
7:30	0	0	1	1	0	0	0	0	0	0	0	0	0	2
7:45	0	1	0	0	0	0	0	0	0	0	0	0	0	1
8:00	0	2	2	1	2	0	0	0	0	0	0	0	0	7
8:15	1	3	1	0	0	0	0	0	0	0	0	0	0	5
8:30	0	0	3	5	1	0	0	0	0	0	0	0	0	9
8:45	0	0	0	0	1	0	0	0	0	0	0	0	0	1
9:00	0	1	1	2	2	0	0	0	0	0	0	0	0	6
9:15	0	0	2	1	0	0	0	0	0	0	0	0	0	3
9:30	0	0	0	2	0	0	0	0	0	0	0	0	0	2
9:45	0	2	4	0	1	0	0	0	0	0	0	0	0	7
10:00	0	1	0	1	1	1	0	0	0	0	0	0	0	4
10:15	0	0	1	0	0	0	0	0	0	0	0	0	0	1
10:30	0	1	2	0	0	0	0	0	0	0	0	0	0	3
10:45	0	0	3	1	1	0	0	0	0	0	0	0	0	5
11:00	0	0	0	2	0	0	0	0	0	0	0	0	0	2
11:15	0	0	2	2	1	1	0	0	0	0	0	0	0	6
11:30	1	1	0	2	2	0	0	0	0	0	0	0	0	6
11:45	0	0	0	2	0	1	0	0	0	0	0	0	0	3
12:00 PM	0	1	1	0	0	1	0	0	0	0	0	0	0	3
12:15	0	1	0	0	1	0	0	0	0	0	0	0	0	2
12:30	0	0	2	2	0	0	0	0	0	0	0	0	0	4
12:45	2	0	2	0	1	0	0	0	0	0	0	0	0	5
13:00	0	0	1	0	1	0	0	0	0	0	0	0	0	2
13:15	2	0	1	1	0	0	0	0	0	0	0	0	0	4
13:30	1	0	1	1	1	0	0	0	0	0	0	0	0	4
13:45	0	0	1	1	0	0	0	0	0	0	0	0	0	2
14:00	0	0	4	1	0	0	0	0	0	0	0	0	0	5
14:15	0	0	2	4	2	0	0	0	0	0	0	0	0	8
14:30	0	1	0	2	1	0	0	0	0	0	0	0	0	4
14:45	0	1	1	0	0	0	0	0	0	0	0	0	0	2
15:00	0	0	0	1	1	0	0	0	0	0	0	0	0	2
15:15	3	0	1	2	0	0	0	0	0	0	0	0	0	6
15:30	0	0	0	1	1	0	0	0	0	0	0	0	0	2
15:45	0	0	1	2	0	0	0	0	0	0	0	0	0	3
16:00	0	0	1	1	0	0	0	0	0	0	0	0	0	2
16:15	0	1	2	1	1	0	0	0	0	0	0	0	0	5
16:30	0	1	1	0	0	0	0	0	0	0	0	0	0	2
16:45	0	0	1	1	0	0	0	0	0	0	0	0	0	2
17:00	0	3	1	0	0	0	0	0	0	0	0	0	0	4
17:15	0	1	2	0	0	0	0	0	0	0	0	0	0	3
17:30	1	1	1	1	0	0	0	0	0	0	0	0	0	4
17:45	0	0	0	2	1	0	0	0	0	0	0	0	0	3
18:00	1	1	1	1	0	0	0	0	0	0	0	0	0	4
18:15	0	0	1	1	0	0	0	0	0	0	0	0	0	2
18:30	0	0	2	0	0	0	0	0	0	0	0	0	0	2
18:45	0	2	3	0	0	0	0	0	0	0	0	0	0	5
19:00	0	1	0	0	0	0	0	0	0	0	0	0	0	1
19:15	0	1	0	1	1	0	0	0	0	0	0	0	0	3
19:30	0	2	1	0	0	0	0	0	0	0	0	0	0	3
19:45	1	0	3	0	0	0	0	0	0	0	0	0	0	4
20:00	0	1	1	0	0	0	0	0	0	0	0	0	0	2
20:15	0	0	1	0	0	0	0	0	0	0	0	0	0	1
20:30	0	0	0	0	0	0	0	0	0	0	0	0	0	0
20:45	0	0	0	0	0	0	0	0	0	0	0	0	0	0
21:00	0	0	0	0	0	0	0	0	0	0	0	0	0	0
21:15	0	0	0	1	0	0	0	0	0	0	0	0	0	1
21:30	0	0	0	0	0	0	0	0	0	0	0	0	0	0
21:45	0	0	0	0	0	0	0	0	0	0	0	0	0	0
22:00	0	0	2	0	0	0	0	0	0	0	0	0	0	2
22:15	0	0	0	0	0	0	0	0	0	0	0	0	0	0
22:30	0	0	0	0	0	0	0	0	0	0	0	0	0	0
22:45	0	0	0	0	1	0	0	0	0	0	0	0	0	1
23:00	0	0	0	1	0	0	0	0	0	0	0	0	0	1
23:15	0	0	0	0	0	0	0	0	0	0	0	0	0	0
23:30	0	0	0	0	0	0	0	0	0	0	0	0	0	0
23:45	0	0	0	0	0	0	0	0	0	0	0	0	0	0
Totals	17	32	65	52	25	4								195
% of Totals	9%	16%	33%	27%	13%	2%								100%

AM Volumes	6	13	23	23	12	3	0	0	0	0	0	0	0	80
% AM	3%	7%	12%	12%	6%	2%								41%
AM Peak Hour	6:15	7:30	9:00	8:30	8:00	11:15								7:45
Volume	3	6	7	8	4	3								22
PM Volumes	11	19	42	29	13	1	0	0	0	0	0	0	0	115
% PM	6%	10%	22%	15%	7%	1%								59%
PM Peak Hour	12:45	18:45	13:30	13:45	14:15	12:00								13:30
Volume	5	6	8	8	4	1								19

Directional Peak Periods	AM 7-9			NOON 12-2			PM 4-6			Off Peak Volumes		
All Classes	Volume	⟷	%	Volume	⟷	%	Volume	⟷	%	Volume	⟷	%
	27		14%	26		13%	25		13%	117		60%

Street Name	Direction	Percentiles					
		15th	50th	Average	85th	95th	ADT
S Lincoln St	North Bound	16	25	24	30	35	210
S Lincoln St	South Bound	17	24	24	30	34	195

Prepared by National Data & Surveying Services

SPEED

S Lincoln St S/O E Cjon Justo

Day: Thursday
Date: 1/19/2023

City: Burbank
Project #: CA23_020030_004

Summary

Time	< 15	15 - 19	20 - 24	25 - 29	30 - 34	35 - 39	40 - 44	45 - 49	50 - 54	55 - 59	60 - 64	65 - 69	70 +	Total
0:00 AM	0	0	0	0	0	0	0	0	0	0	0	0	0	0
0:15	0	0	0	0	0	0	0	0	0	0	0	0	0	0
0:30	0	0	0	0	0	0	0	0	0	0	0	0	0	0
0:45	0	0	1	0	0	0	0	0	0	0	0	0	0	1
1:00	0	0	0	0	0	0	0	0	0	0	0	0	0	0
1:15	0	0	0	0	0	0	0	0	0	0	0	0	0	0
1:30	0	0	0	0	1	0	0	0	0	0	0	0	0	1
1:45	0	0	0	0	0	0	0	0	0	0	0	0	0	0
2:00	0	0	0	0	0	0	0	0	0	0	0	0	0	0
2:15	0	0	0	0	0	0	0	0	0	0	0	0	0	0
2:30	0	0	0	0	0	0	0	0	0	0	0	0	0	0
2:45	0	0	0	0	0	0	0	0	0	0	0	0	0	0
3:00	0	0	0	0	0	0	0	0	0	0	0	0	0	0
3:15	0	0	0	0	0	0	0	0	0	0	0	0	0	0
3:30	0	0	0	0	0	0	0	0	0	0	0	0	0	0
3:45	0	0	0	0	0	0	0	0	0	0	0	0	0	0
4:00	0	0	0	0	0	0	0	0	0	0	0	0	0	0
4:15	0	1	0	0	0	0	0	0	0	0	0	0	0	1
4:30	0	0	0	0	0	0	0	0	0	0	0	0	0	0
4:45	0	0	0	0	0	0	0	0	0	0	0	0	0	0
5:00	1	0	0	0	0	0	0	0	0	0	0	0	0	1
5:15	0	0	0	0	0	0	0	0	0	0	0	0	0	0
5:30	0	0	0	0	0	0	0	0	0	0	0	0	0	0
5:45	0	0	1	0	0	0	0	0	0	0	0	0	0	1
6:00	1	0	0	1	0	0	0	0	0	0	0	0	0	2
6:15	0	0	0	1	0	0	0	0	0	0	0	0	0	1
6:30	0	0	0	0	0	0	0	0	0	0	0	0	0	0
6:45	2	1	1	0	0	0	0	0	0	0	0	0	0	4
7:00	2	0	0	0	0	0	0	0	0	0	0	0	0	2
7:15	0	0	1	1	0	0	0	0	0	0	0	0	0	2
7:30	0	0	2	1	1	1	0	0	0	0	0	0	0	5
7:45	0	4	1	1	2	1	0	0	0	0	0	0	0	9
8:00	1	2	2	3	2	0	0	0	0	0	0	0	0	10
8:15	1	3	1	0	1	0	0	0	0	0	0	0	0	6
8:30	1	0	5	6	1	0	0	0	0	0	0	0	0	13
8:45	0	0	2	0	1	0	0	0	0	0	0	0	0	3
9:00	0	1	2	2	4	0	0	0	0	0	0	0	0	9
9:15	1	0	2	1	0	0	0	0	0	0	0	0	0	4
9:30	0	1	1	2	0	0	0	0	0	0	0	0	0	4
9:45	0	2	5	0	2	0	0	0	0	0	0	0	0	9
10:00	1	2	0	2	1	1	0	0	0	0	0	0	0	7
10:15	0	0	1	0	0	0	0	0	0	0	0	0	0	1
10:30	0	2	3	3	0	0	0	0	0	0	0	0	0	8
10:45	0	1	3	1	2	0	0	0	0	0	0	0	0	7
11:00	0	0	0	3	0	0	0	0	0	0	0	0	0	3
11:15	1	0	2	3	1	1	0	0	0	0	0	0	0	8
11:30	1	2	1	4	3	0	0	0	0	0	0	0	0	11
11:45	0	1	2	6	0	1	0	0	0	0	0	0	0	10
12:00 PM	0	2	3	1	1	1	0	0	0	0	0	0	0	8
12:15	0	3	3	3	1	1	0	0	0	0	0	0	0	11
12:30	0	3	2	4	0	0	0	0	0	0	0	0	0	9
12:45	3	0	2	1	1	0	0	0	0	0	0	0	0	7
13:00	0	0	1	1	2	0	0	0	0	0	0	0	0	4
13:15	2	0	1	1	0	1	0	0	0	0	0	0	0	5
13:30	2	0	3	5	3	1	0	0	0	0	0	0	0	14
13:45	0	0	2	1	0	0	0	0	0	0	0	0	0	3
14:00	0	0	4	2	0	0	0	0	0	0	0	0	0	6
14:15	0	1	2	5	2	0	0	0	0	0	0	0	0	10
14:30	1	1	1	3	2	0	0	0	0	0	0	0	0	8
14:45	2	1	2	2	0	0	0	0	0	0	0	0	0	7
15:00	1	0	1	2	2	0	0	0	0	0	0	0	0	6
15:15	4	1	1	3	1	0	0	0	0	0	0	0	0	10
15:30	1	1	3	1	1	0	0	0	0	0	0	0	0	7
15:45	0	0	2	5	0	0	0	0	0	0	0	0	0	7
16:00	0	1	5	2	0	0	0	0	0	0	0	0	0	8
16:15	0	3	3	2	2	1	0	0	0	0	0	0	0	11
16:30	3	1	1	0	1	0	0	0	0	0	0	0	0	6
16:45	2	2	4	2	0	0	0	0	0	0	0	0	0	10
17:00	1	5	2	1	0	0	0	0	0	0	0	0	0	9
17:15	0	2	4	3	1	0	0	0	0	0	0	0	0	10
17:30	1	2	1	2	0	0	0	0	0	0	0	0	0	6
17:45	0	2	1	5	1	1	0	0	0	0	0	0	0	10
18:00	1	1	2	3	1	0	0	0	0	0	0	0	0	8
18:15	0	0	4	2	0	0	0	0	0	0	0	0	0	6
18:30	0	0	2	1	0	0	0	0	0	0	0	0	0	3
18:45	0	2	5	1	0	0	0	0	0	0	0	0	0	8
19:00	1	1	0	2	0	0	0	0	0	0	0	0	0	4
19:15	0	1	1	2	1	0	0	0	0	0	0	0	0	5
19:30	0	2	2	3	0	0	0	0	0	0	0	0	0	7
19:45	2	0	3	3	0	0	0	0	0	0	0	0	0	8
20:00	0	1	2	1	0	0	0	0	0	0	0	0	0	4
20:15	0	0	1	0	1	0	0	0	0	0	0	0	0	2
20:30	0	0	0	1	1	0	0	0	0	0	0	0	0	2
20:45	0	0	0	1	0	0	0	0	0	0	0	0	0	1
21:00	0	0	1	0	0	0	1	0	0	0	0	0	0	2
21:15	0	0	0	1	0	0	0	0	0	0	0	0	0	1
21:30	1	0	0	0	0	0	0	0	0	0	0	0	0	1
21:45	1	0	1	0	0	0	0	0	0	0	0	0	0	2
22:00	0	0	2	0	0	0	0	0	0	0	0	0	0	2
22:15	0	0	0	0	0	1	0	0	0	0	0	0	0	1
22:30	0	0	0	0	0	0	0	0	0	0	0	0	0	0
22:45	0	0	0	0	1	0	0	0	0	0	0	0	0	1
23:00	0	0	0	1	0	0	0	0	0	0	0	0	0	1
23:15	0	0	0	0	0	0	0	0	0	0	0	0	0	0
23:30	0	0	0	0	0	0	0	0	0	0	0	0	0	0
23:45	0	0	1	0	0	0	0	0	0	0	0	0	0	1
Totals	42	62	120	120	48	12	1							405
% of Totals	10%	15%	30%	30%	12%	3%	0%							100%

AM Volumes	13	23	39	41	22	5	0	0	0	0	0	0	0	143
% AM	3%	6%	10%	10%	5%	1%								35%
AM Peak Hour	6:15	7:30	8:30	11:00	8:15	11:15								11:30
Volume	4	9	11	16	7	3								40
PM Volumes	29	39	81	79	26	7	1	0	0	0	0	0	0	262
% PM	7%	10%	20%	20%	6%	2%	0%							65%
PM Peak Hour	14:30	16:15	15:30	13:30	12:45	12:00	20:15							16:15
Volume	8	11	13	13	6	2	1							36

Directional Peak Periods	AM 7-9			NOON 12-2			PM 4-6			Off Peak Volumes		
All Classes	Volume	↔	%	Volume	↔	%	Volume	↔	%	Volume	↔	%
	50	↔	12%	61	↔	15%	70	↔	17%	224	↔	55%

Street Name	Direction	Percentiles					
		15th	50th	Average	85th	95th	ADT
S Lincoln St	Summary	17	24	24	30	34	405

Prepared by National Data & Surveying Services

SPEED

S Lincoln St S/O E Cjon Justo

Day: Thursday
Date: 1/19/2023

City: Burbank
Project #: CA23_020030_004n

North Bound

Time	< 15	15 - 19	20 - 24	25 - 29	30 - 34	35 - 39	40 - 44	45 - 49	50 - 54	55 - 59	60 - 64	65 - 69	70 +	Total
0:00 AM	0	0	1	0	0	0	0	0	0	0	0	0	0	1
1:00	0	0	0	0	1	0	0	0	0	0	0	0	0	1
2:00	0	0	0	0	0	0	0	0	0	0	0	0	0	0
3:00	0	0	0	0	0	0	0	0	0	0	0	0	0	0
4:00	0	1	0	0	0	0	0	0	0	0	0	0	0	1
5:00	0	0	1	0	0	0	0	0	0	0	0	0	0	1
6:00	2	0	0	1	0	0	0	0	0	0	0	0	0	3
7:00	0	3	3	2	3	2	0	0	0	0	0	0	0	13
8:00	2	0	4	3	1	0	0	0	0	0	0	0	0	10
9:00	1	1	3	0	3	0	0	0	0	0	0	0	0	8
10:00	1	3	1	4	1	0	0	0	0	0	0	0	0	10
11:00	1	2	3	8	1	0	0	0	0	0	0	0	0	15
12:00 PM	1	6	5	7	1	1	0	0	0	0	0	0	0	21
13:00	1	0	3	5	3	2	0	0	0	0	0	0	0	14
14:00	3	1	2	5	1	0	0	0	0	0	0	0	0	12
15:00	3	2	5	5	2	0	0	0	0	0	0	0	0	17
16:00	5	5	8	3	2	1	0	0	0	0	0	0	0	24
17:00	1	6	4	8	1	1	0	0	0	0	0	0	0	21
18:00	0	0	6	5	1	0	0	0	0	0	0	0	0	12
19:00	2	0	2	9	0	0	0	0	0	0	0	0	0	13
20:00	0	0	1	3	2	0	0	0	0	0	0	0	0	6
21:00	2	0	2	0	0	0	1	0	0	0	0	0	0	5
22:00	0	0	0	0	0	1	0	0	0	0	0	0	0	1
23:00	0	0	1	0	0	0	0	0	0	0	0	0	0	1
Totals	25	30	55	68	23	8	1							210
% of Totals	12%	14%	26%	32%	11%	4%	0%							100%

AM Volumes	7	10	16	18	10	2	0	0	0	0	0	0	0	63
% AM	3%	5%	8%	9%	5%	1%								30%
AM Peak Hour	6:00	7:00	8:00	11:00	7:00	7:00								11:00
Volume	2	3	4	8	3	2								15
PM Volumes	18	20	39	50	13	6	1	0	0	0	0	0	0	147
% PM	9%	10%	19%	24%	6%	3%	0%							70%
PM Peak Hour	16:00	12:00	16:00	19:00	13:00	13:00	21:00							16:00
Volume	5	6	8	9	3	2	1							24

Directional Peak Periods	AM 7-9			NOON 12-2			PM 4-6			Off Peak Volumes		
All Speeds	Volume		%	Volume		%	Volume		%	Volume		%
	23	↔	11%	35	↔	17%	45	↔	21%	107	↔	51%

Street Name	Direction	Percentiles					
		15th	50th	Average	85th	95th	ADT
S Lincoln St	North Bound	16	25	24	30	35	210
S Lincoln St	South Bound	17	24	24	30	34	195

Prepared by National Data & Surveying Services

SPEED

S Lincoln St S/O E Cjon Justo

Day: Thursday
Date: 1/19/2023

City: Burbank
Project #: CA23_020030_004s

South Bound

Time	< 15	15 - 19	20 - 24	25 - 29	30 - 34	35 - 39	40 - 44	45 - 49	50 - 54	55 - 59	60 - 64	65 - 69	70 +	Total
0:00 AM	0	0	0	0	0	0	0	0	0	0	0	0	0	0
1:00	0	0	0	0	0	0	0	0	0	0	0	0	0	0
2:00	0	0	0	0	0	0	0	0	0	0	0	0	0	0
3:00	0	0	0	0	0	0	0	0	0	0	0	0	0	0
4:00	0	0	0	0	0	0	0	0	0	0	0	0	0	0
5:00	1	0	0	0	0	0	0	0	0	0	0	0	0	1
6:00	1	1	1	1	0	0	0	0	0	0	0	0	0	4
7:00	2	1	1	1	0	0	0	0	0	0	0	0	0	5
8:00	1	5	6	6	4	0	0	0	0	0	0	0	0	22
9:00	0	3	7	5	3	0	0	0	0	0	0	0	0	18
10:00	0	2	6	2	2	1	0	0	0	0	0	0	0	13
11:00	1	1	2	8	3	2	0	0	0	0	0	0	0	17
12:00 PM	2	2	5	2	2	1	0	0	0	0	0	0	0	14
13:00	3	0	4	3	2	0	0	0	0	0	0	0	0	12
14:00	0	2	7	7	3	0	0	0	0	0	0	0	0	19
15:00	3	0	2	6	2	0	0	0	0	0	0	0	0	13
16:00	0	2	5	3	1	0	0	0	0	0	0	0	0	11
17:00	1	5	4	3	1	0	0	0	0	0	0	0	0	14
18:00	1	3	7	2	0	0	0	0	0	0	0	0	0	13
19:00	1	4	4	1	1	0	0	0	0	0	0	0	0	11
20:00	0	1	2	0	0	0	0	0	0	0	0	0	0	3
21:00	0	0	0	1	0	0	0	0	0	0	0	0	0	1
22:00	0	0	2	0	1	0	0	0	0	0	0	0	0	3
23:00	0	0	0	1	0	0	0	0	0	0	0	0	0	1
Totals	17	32	65	52	25	4								195
% of Totals	9%	16%	33%	27%	13%	2%								100%

AM Volumes	6	13	23	23	12	3	0	0	0	0	0	0	0	80
% AM	3%	7%	12%	12%	6%	2%								41%
AM Peak Hour	7:00	8:00	9:00	11:00	8:00	11:00								8:00
Volume	2	5	7	8	4	2								22
PM Volumes	11	19	42	29	13	1	0	0	0	0	0	0	0	115
% PM	6%	10%	22%	15%	7%	1%								59%
PM Peak Hour	13:00	17:00	14:00	14:00	14:00	12:00								14:00
Volume	3	5	7	7	3	1								19

Directional Peak Periods	AM 7-9			NOON 12-2			PM 4-6			Off Peak Volumes		
All Speeds	Volume		%	Volume		%	Volume		%	Volume		%
	27	↔	14%	26	↔	13%	25	↔	13%	117	↔	60%

Street Name	Direction	Percentiles					
		15th	50th	Average	85th	95th	ADT
S Lincoln St	North Bound	16	25	24	30	35	210
S Lincoln St	South Bound	17	24	24	30	34	195

Prepared by National Data & Surveying Services

SPEED

S Lincoln St S/O E Cjon Justo

Day: Thursday
Date: 1/19/2023

City: Burbank
Project #: CA23_020030_004

Summary

Time	< 15	15 - 19	20 - 24	25 - 29	30 - 34	35 - 39	40 - 44	45 - 49	50 - 54	55 - 59	60 - 64	65 - 69	70 +	Total
0:00 AM	0	0	1	0	0	0	0	0	0	0	0	0	0	1
1:00	0	0	0	0	1	0	0	0	0	0	0	0	0	1
2:00	0	0	0	0	0	0	0	0	0	0	0	0	0	0
3:00	0	0	0	0	0	0	0	0	0	0	0	0	0	0
4:00	0	1	0	0	0	0	0	0	0	0	0	0	0	1
5:00	1	0	1	0	0	0	0	0	0	0	0	0	0	2
6:00	3	1	1	2	0	0	0	0	0	0	0	0	0	7
7:00	2	4	4	3	3	2	0	0	0	0	0	0	0	18
8:00	3	5	10	9	5	0	0	0	0	0	0	0	0	32
9:00	1	4	10	5	6	0	0	0	0	0	0	0	0	26
10:00	1	5	7	6	3	1	0	0	0	0	0	0	0	23
11:00	2	3	5	16	4	2	0	0	0	0	0	0	0	32
12:00 PM	3	8	10	9	3	2	0	0	0	0	0	0	0	35
13:00	4	0	7	8	5	2	0	0	0	0	0	0	0	26
14:00	3	3	9	12	4	0	0	0	0	0	0	0	0	31
15:00	6	2	7	11	4	0	0	0	0	0	0	0	0	30
16:00	5	7	13	6	3	1	0	0	0	0	0	0	0	35
17:00	2	11	8	11	2	1	0	0	0	0	0	0	0	35
18:00	1	3	13	7	1	0	0	0	0	0	0	0	0	25
19:00	3	4	6	10	1	0	0	0	0	0	0	0	0	24
20:00	0	1	3	3	2	0	0	0	0	0	0	0	0	9
21:00	2	0	2	1	0	0	1	0	0	0	0	0	0	6
22:00	0	0	2	0	1	1	0	0	0	0	0	0	0	4
23:00	0	0	1	1	0	0	0	0	0	0	0	0	0	2
Totals	42	62	120	120	48	12	1							405
% of Totals	10%	15%	30%	30%	12%	3%	0%							100%

AM Volumes	13	23	39	41	22	5	0	0	0	0	0	0	0	143
% AM	3%	6%	10%	10%	5%	1%								35%
AM Peak Hour	6:00	8:00	8:00	11:00	9:00	7:00								8:00
Volume	3	5	10	16	6	2								32
PM Volumes	29	39	81	79	26	7	1	0	0	0	0	0	0	262
% PM	7%	10%	20%	20%	6%	2%	0%							65%
PM Peak Hour	15:00	17:00	16:00	14:00	13:00	12:00	21:00							12:00
Volume	6	11	13	12	5	2	1							35

Directional Peak Periods	AM 7-9			NOON 12-2			PM 4-6			Off Peak Volumes		
All Speeds	Volume		%	Volume		%	Volume		%	Volume		%
	50	↔	12%	61	↔	15%	70	↔	17%	224	↔	55%

Street Name	Direction	Percentiles					
		15th	50th	Average	85th	95th	ADT
S Lincoln St	Summary	17	24	24	30	34	405

Prepared by NDS/ATD

Prepared by National Data & Surveying Services

VOLUME

S Lincoln St S/O E Cjon Justo

Day: Thursday
Date: 1/19/2023

City: Burbank
Project #: CA23_020030_004

DAILY TOTALS	NB	SB	EB	WB	Total
	210	195	0	0	405

AM Period	NB		SB		EB	WB	TOTAL		PM Period	NB		SB		EB	WB	TOTAL	
0:00	0		0		0	0			12:00	5		3		0	0	8	
0:15	0		0		0	0			12:15	9		2		0	0	11	
0:30	0		0		0	0			12:30	5		4		0	0	9	
0:45	1	1	0		0	0	1	1	12:45	2	21	5	14	0	0	7	35
1:00	0		0		0	0			13:00	2		2		0	0	4	
1:15	0		0		0	0			13:15	1		4		0	0	5	
1:30	1		0		0	0	1		13:30	10		4		0	0	14	
1:45	0	1	0		0	0		1	13:45	1	14	2	12	0	0	3	26
2:00	0		0		0	0			14:00	1		5		0	0	6	
2:15	0		0		0	0			14:15	2		8		0	0	10	
2:30	0		0		0	0			14:30	4		4		0	0	8	
2:45	0		0		0	0			14:45	5	12	2	19	0	0	7	31
3:00	0		0		0	0			15:00	4		2		0	0	6	
3:15	0		0		0	0			15:15	4		6		0	0	10	
3:30	0		0		0	0			15:30	5		2		0	0	7	
3:45	0		0		0	0			15:45	4	17	3	13	0	0	7	30
4:00	0		0		0	0			16:00	6		2		0	0	8	
4:15	1		0		0	0	1		16:15	6		5		0	0	11	
4:30	0		0		0	0			16:30	4		2		0	0	6	
4:45	0	1	0		0	0		1	16:45	8	24	2	11	0	0	10	35
5:00	0		1		0	0	1		17:00	5		4		0	0	9	
5:15	0		0		0	0			17:15	7		3		0	0	10	
5:30	0		0		0	0			17:30	2		4		0	0	6	
5:45	1	1	0	1	0	0	1	2	17:45	7	21	3	14	0	0	10	35
6:00	2		0		0	0	2		18:00	4		4		0	0	8	
6:15	0		1		0	0	1		18:15	4		2		0	0	6	
6:30	0		0		0	0			18:30	1		2		0	0	3	
6:45	1	3	3	4	0	0	4	7	18:45	3	12	5	13	0	0	8	25
7:00	0		2		0	0	2		19:00	3		1		0	0	4	
7:15	2		0		0	0	2		19:15	2		3		0	0	5	
7:30	3		2		0	0	5		19:30	4		3		0	0	7	
7:45	8	13	1	5	0	0	9	18	19:45	4	13	4	11	0	0	8	24
8:00	3		7		0	0	10		20:00	2		2		0	0	4	
8:15	1		5		0	0	6		20:15	1		1		0	0	2	
8:30	4		9		0	0	13		20:30	2		0		0	0	2	
8:45	2	10	1	22	0	0	3	32	20:45	1	6	0	3	0	0	1	9
9:00	3		6		0	0	9		21:00	2		0		0	0	2	
9:15	1		3		0	0	4		21:15	0		1		0	0	1	
9:30	2		2		0	0	4		21:30	1		0		0	0	1	
9:45	2	8	7	18	0	0	9	26	21:45	2	5	0	1	0	0	2	6
10:00	3		4		0	0	7		22:00	0		2		0	0	2	
10:15	0		1		0	0	1		22:15	1		0		0	0	1	
10:30	5		3		0	0	8		22:30	0		0		0	0		
10:45	2	10	5	13	0	0	7	23	22:45	0	1	1	3	0	0	1	4
11:00	1		2		0	0	3		23:00	0		1		0	0	1	
11:15	2		6		0	0	8		23:15	0		0		0	0		
11:30	5		6		0	0	11		23:30	0		0		0	0		
11:45	7	15	3	17	0	0	10	32	23:45	1	1	0	1	0	0	1	2
TOTALS		63		80				143	TOTALS		147		115				262
SPLIT %		44.1%		55.9%				35.3%	SPLIT %		56.1%		43.9%				64.7%

DAILY TOTALS	NB	SB	EB	WB	Total
	210	195	0	0	405

AM Peak Hour	11:30	7:45			11:30	PM Peak Hour	16:00	13:30			16:15
AM Pk Volume	26	22			40	PM Pk Volume	24	19			36
Pk Hr Factor	0.722	0.611			0.909	Pk Hr Factor	0.750	0.594			0.818
7 - 9 Volume	23	27	0	0	50	4 - 6 Volume	45	25	0	0	70
7 - 9 Peak Hour	7:15	7:45			7:45	4 - 6 Peak Hour	16:00	17:00			16:15
7 - 9 Pk Volume	16	22	0	0	38	4 - 6 Pk Volume	24	14	0	0	36
Pk Hr Factor	0.500	0.611	0.000	0.000	0.731	Pk Hr Factor	0.750	0.875	0.000	0.000	0.818

Prepared by NDS/ATD

Project #: CA23_020030_004 **City:** Burbank

Location: S Lincoln St S/O E Cjon Justo **Date:** 1/19/2023

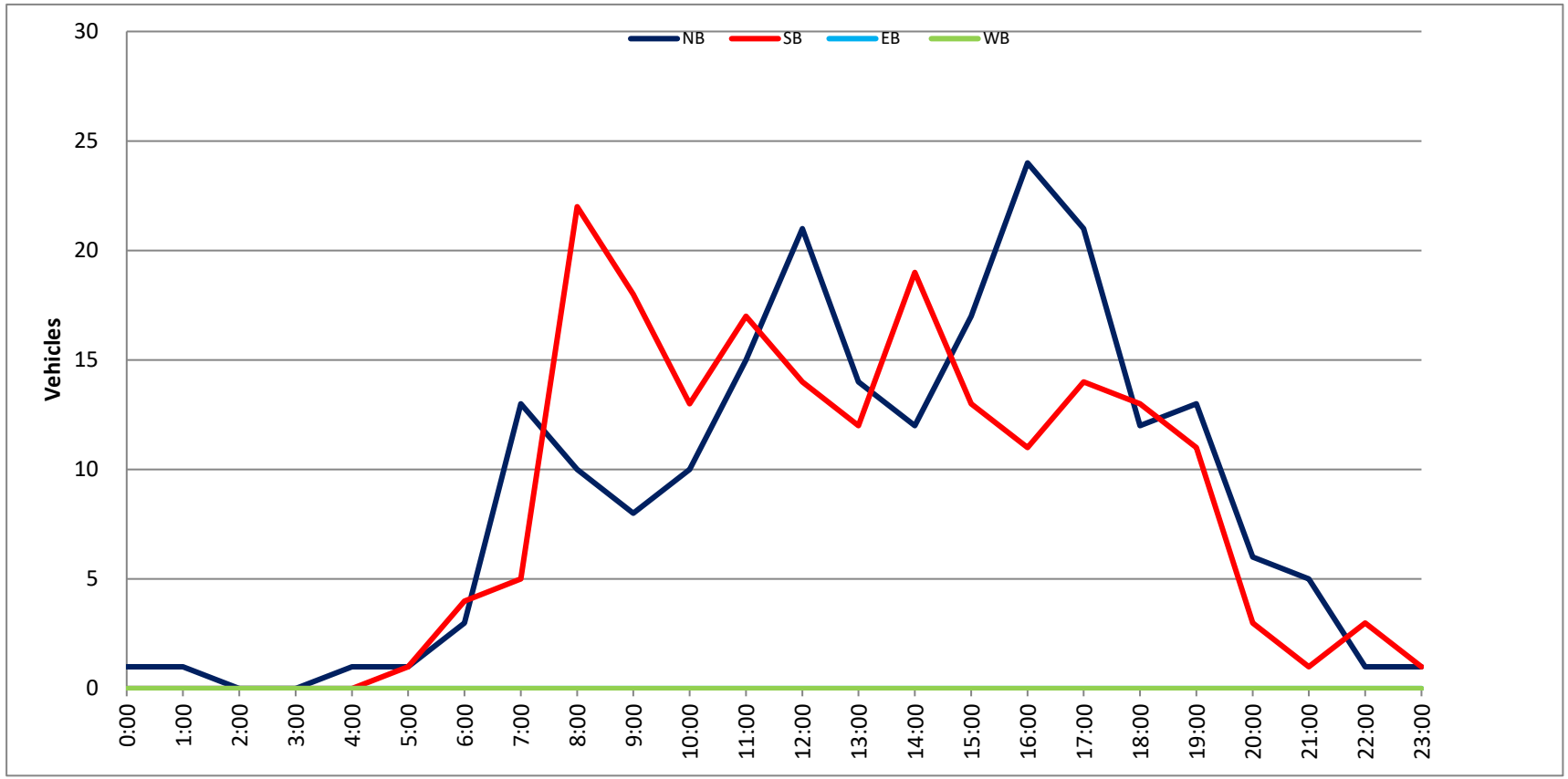

Prepared by National Data & Surveying Services

SPEED

S Myers St S/O W Oak St

Day: Tuesday
Date: 1/31/2023

City: Burbank
Project #: CA23_020030_005n

North Bound

Time	< 15	15 - 19	20 - 24	25 - 29	30 - 34	35 - 39	40 - 44	45 - 49	50 - 54	55 - 59	60 - 64	65 - 69	70 +	Total
0:00 AM	0	0	0	0	0	0	0	0	0	0	0	0	0	0
0:15	0	0	0	0	0	0	0	0	0	0	0	0	0	0
0:30	0	0	0	0	0	0	0	0	0	0	0	0	0	0
0:45	0	0	0	0	0	0	0	0	0	0	0	0	0	0
1:00	1	1	1	0	0	0	0	0	0	0	0	0	0	3
1:15	0	0	0	0	0	0	0	0	0	0	0	0	0	0
1:30	0	0	0	0	0	0	0	0	0	0	0	0	0	0
1:45	0	0	0	0	0	0	0	0	0	0	0	0	0	0
2:00	0	0	0	0	0	0	0	0	0	0	0	0	0	0
2:15	0	0	0	0	0	0	0	0	0	0	0	0	0	0
2:30	0	0	0	0	0	0	0	0	0	0	0	0	0	0
2:45	0	0	0	0	0	0	0	0	0	0	0	0	0	0
3:00	0	0	0	0	0	0	0	0	0	0	0	0	0	0
3:15	0	0	0	0	0	0	0	0	0	0	0	0	0	0
3:30	0	0	0	0	0	0	0	0	0	0	0	0	0	0
3:45	0	0	0	0	0	0	0	0	0	0	0	0	0	0
4:00	0	0	0	0	0	0	0	0	0	0	0	0	0	0
4:15	0	0	0	0	0	0	0	0	0	0	0	0	0	0
4:30	0	0	0	0	0	0	0	0	0	0	0	0	0	0
4:45	0	0	1	0	0	0	0	0	0	0	0	0	0	1
5:00	0	0	0	0	0	1	0	0	0	0	0	0	0	1
5:15	0	0	0	0	0	0	0	0	0	0	0	0	0	0
5:30	0	1	0	0	0	0	0	0	0	0	0	0	0	1
5:45	0	0	0	0	0	0	0	0	0	0	0	0	0	0
6:00	0	0	0	0	0	0	0	0	0	0	0	0	0	0
6:15	0	1	0	1	0	0	0	0	0	0	0	0	0	2
6:30	0	0	0	0	0	0	1	0	0	0	0	0	0	1
6:45	0	0	1	0	0	0	0	0	0	0	0	0	0	1
7:00	0	0	0	1	0	0	0	0	0	0	0	0	0	1
7:15	0	0	3	3	1	0	0	0	0	0	0	0	0	7
7:30	0	2	3	8	1	2	1	0	0	0	0	0	0	17
7:45	0	0	2	5	10	1	1	0	0	0	0	0	0	19
8:00	0	0	0	1	1	0	0	0	0	0	0	0	0	2
8:15	0	1	0	2	0	0	0	0	0	0	0	0	0	3
8:30	0	0	2	1	0	0	0	0	0	0	0	0	0	3
8:45	0	0	0	0	1	1	0	0	0	0	0	0	0	2
9:00	0	2	0	2	1	0	0	0	0	0	0	0	0	5
9:15	0	0	1	2	2	0	0	0	0	0	0	0	0	5
9:30	0	0	0	1	2	0	0	0	0	0	0	0	0	3
9:45	0	0	1	3	1	0	0	0	0	0	0	0	0	5
10:00	0	1	2	0	1	0	0	0	0	0	0	0	0	4
10:15	1	0	0	1	0	0	0	0	0	0	0	0	0	2
10:30	0	0	0	3	0	0	0	0	0	0	0	0	0	3
10:45	0	0	1	1	1	0	0	0	0	0	0	0	0	3
11:00	0	0	0	0	1	1	0	0	0	0	0	0	0	2
11:15	0	0	1	0	0	0	0	0	0	0	0	0	0	1
11:30	0	0	0	2	0	1	0	0	0	0	0	0	0	3
11:45	1	0	1	1	0	1	0	0	0	0	0	0	0	4
12:00 PM	0	0	1	3	0	0	0	0	0	0	0	0	0	4
12:15	0	2	0	2	0	0	0	0	0	0	0	0	0	4
12:30	0	1	1	1	0	0	0	0	0	0	0	0	0	3
12:45	0	0	2	1	0	0	0	0	0	0	0	0	0	3
13:00	0	0	0	3	4	1	0	0	0	0	0	0	0	8
13:15	0	1	3	3	2	0	0	0	0	0	0	0	0	9
13:30	2	1	1	0	1	1	0	0	0	0	0	0	0	6
13:45	0	1	2	0	0	0	0	0	0	0	0	0	0	3
14:00	0	0	1	2	2	0	0	0	0	0	0	0	0	5
14:15	1	0	2	2	0	0	0	0	0	0	0	0	0	5
14:30	0	0	1	2	0	0	0	0	0	0	0	0	0	3
14:45	0	0	1	1	1	0	0	0	0	0	0	0	0	3
15:00	0	0	0	0	0	0	0	0	0	0	0	0	0	0
15:15	0	2	2	4	1	0	0	0	0	0	0	0	0	9
15:30	1	0	1	0	0	0	0	0	0	0	0	0	0	2
15:45	0	2	1	0	1	0	1	0	0	0	0	0	0	5
16:00	0	2	1	0	0	0	0	0	0	0	0	0	0	3
16:15	0	0	0	3	1	0	0	1	0	0	0	0	0	5
16:30	1	1	0	2	0	1	0	0	0	0	0	0	0	5
16:45	2	0	0	0	0	0	0	0	0	0	0	0	0	2
17:00	0	1	0	0	0	0	0	0	0	0	0	0	0	1
17:15	0	0	1	2	1	0	0	0	0	0	0	0	0	4
17:30	0	0	0	1	0	0	0	0	0	0	0	0	0	1
17:45	0	2	0	1	2	1	0	0	0	0	0	0	0	6
18:00	0	0	2	0	0	0	0	0	0	0	0	0	0	2
18:15	0	0	2	2	0	0	0	0	0	0	0	0	0	4
18:30	0	2	0	0	0	0	0	0	0	0	0	0	0	2
18:45	1	0	1	2	0	0	0	0	0	0	0	0	0	4
19:00	0	1	1	1	0	0	0	0	0	0	0	0	0	3
19:15	1	0	0	1	0	0	0	0	0	0	0	0	0	2
19:30	1	0	0	0	0	0	0	0	0	0	0	0	0	1
19:45	0	1	1	0	0	0	0	0	0	0	0	0	0	2
20:00	1	0	0	0	0	0	0	0	0	0	0	0	0	1
20:15	0	1	1	0	0	0	0	0	0	0	0	0	0	2
20:30	0	0	0	1	0	0	0	0	0	0	0	0	0	1
20:45	0	0	0	0	0	0	0	0	0	0	0	0	0	0
21:00	0	0	1	0	0	0	0	0	0	0	0	0	0	1
21:15	0	0	0	1	0	0	0	0	0	0	0	0	0	1
21:30	0	1	1	0	0	0	0	0	0	0	0	0	0	2
21:45	0	0	0	1	0	2	0	0	0	0	0	0	0	3
22:00	0	0	0	0	1	0	0	0	0	0	0	0	0	1
22:15	0	0	0	0	0	0	0	0	0	0	0	0	0	0
22:30	0	0	0	0	0	0	0	0	0	0	0	0	0	0
22:45	0	0	0	0	0	0	0	0	0	0	0	0	0	0
23:00	0	0	0	1	0	0	0	0	0	0	0	0	0	1
23:15	0	0	0	1	0	0	0	0	0	0	0	0	0	1
23:30	0	0	0	0	0	0	0	0	0	0	0	0	0	0
23:45	0	0	0	0	0	0	0	0	0	0	0	0	0	0
Totals	14	31	51	82	40	14	4	1						237
% of Totals	6%	13%	22%	35%	17%	6%	2%	0%						100%

AM Volumes	3	9	20	38	23	8	3	0	0	0	0	0	0	104
% AM	1%	4%	8%	16%	10%	3%	1%							44%
AM Peak Hour	0:15	7:30	7:00	7:00	7:15	7:00	7:00							7:15
Volume	1	3	8	17	13	3	2							45
PM Volumes	11	22	31	44	17	6	1	1	0	0	0	0	0	133
% PM	5%	9%	13%	19%	7%	3%	0%	0%						56%
PM Peak Hour	13:30	15:15	13:15	12:30	12:45	12:45	15:00	15:30						12:45
Volume	3	6	7	8	7	2	1	1						26

Directional Peak Periods	AM 7-9			NOON 12-2			PM 4-6			Off Peak Volumes		
All Classes	Volume	⟷	%	Volume	⟷	%	Volume	⟷	%	Volume	⟷	%
	54		23%	40		17%	27		11%	116		49%

Street Name	Direction	Percentiles					
		15th	50th	Average	85th	95th	ADT
S Myers St	North Bound	18	26	26	33	38	237
S Myers St	South Bound	18	26	25	33	37	324

Prepared by National Data & Surveying Services

SPEED

S Myers St S/O W Oak St

Day: Tuesday
Date: 1/31/2023

City: Burbank
Project #: CA23_020030_005s

South Bound

Time	< 15	15 - 19	20 - 24	25 - 29	30 - 34	35 - 39	40 - 44	45 - 49	50 - 54	55 - 59	60 - 64	65 - 69	70 +	Total
0:00 AM	0	0	0	0	0	0	0	0	0	0	0	0	0	0
0:15	0	0	0	0	0	0	0	0	0	0	0	0	0	0
0:30	0	0	0	0	0	0	0	0	0	0	0	0	0	0
0:45	0	0	0	0	0	0	0	0	0	0	0	0	0	0
1:00	1	0	0	0	0	0	0	0	0	0	0	0	0	1
1:15	0	0	0	0	0	0	0	0	0	0	0	0	0	0
1:30	0	0	0	0	0	0	0	0	0	0	0	0	0	0
1:45	0	0	0	0	0	0	0	0	0	0	0	0	0	0
2:00	0	0	0	0	0	0	0	0	0	0	0	0	0	0
2:15	0	0	0	0	0	0	0	0	0	0	0	0	0	0
2:30	0	0	0	0	0	0	0	0	0	0	0	0	0	0
2:45	0	0	0	0	0	0	0	0	0	0	0	0	0	0
3:00	0	0	0	0	0	0	0	0	0	0	0	0	0	0
3:15	0	0	0	0	0	0	0	0	0	0	0	0	0	0
3:30	0	0	0	0	0	0	0	0	0	0	0	0	0	0
3:45	0	0	0	0	0	0	0	0	0	0	0	0	0	0
4:00	0	1	0	0	0	0	0	0	0	0	0	0	0	1
4:15	0	0	0	0	0	0	0	0	0	0	0	0	0	0
4:30	0	0	0	1	0	0	0	0	0	0	0	0	0	1
4:45	1	0	0	0	0	1	0	0	0	0	0	0	0	2
5:00	0	0	0	0	0	0	0	0	0	0	0	0	0	0
5:15	1	0	0	0	0	0	0	0	0	0	0	0	0	1
5:30	0	0	1	1	0	0	0	0	0	0	0	0	0	2
5:45	0	0	0	0	0	1	0	0	0	0	0	0	0	1
6:00	0	0	0	2	1	0	0	0	0	0	0	0	0	3
6:15	0	0	0	0	0	0	0	0	0	0	0	0	0	0
6:30	1	0	2	0	0	0	0	0	0	0	0	0	0	3
6:45	0	0	1	0	0	0	0	0	0	0	0	0	0	1
7:00	0	0	0	0	0	0	0	0	0	0	0	0	0	0
7:15	2	0	0	1	0	0	0	0	0	0	0	0	0	3
7:30	0	0	1	1	2	1	0	0	0	0	0	0	0	5
7:45	0	1	5	8	2	0	0	0	0	0	0	0	0	16
8:00	0	0	0	1	2	0	0	0	0	0	0	0	0	3
8:15	1	2	4	4	1	1	0	0	0	0	0	0	0	13
8:30	0	2	1	1	0	0	0	0	0	0	0	0	0	4
8:45	0	0	2	3	1	0	0	1	0	0	0	0	0	7
9:00	0	1	3	1	0	1	0	0	0	0	0	0	0	6
9:15	0	0	1	5	3	0	0	0	0	0	0	0	0	9
9:30	0	1	2	3	1	0	0	0	0	0	0	0	0	7
9:45	0	1	0	1	3	0	0	0	0	0	0	0	0	5
10:00	1	2	2	3	3	1	0	1	0	0	0	0	0	13
10:15	0	0	0	1	1	1	0	0	0	0	0	0	0	3
10:30	0	0	1	0	1	0	0	0	0	0	0	0	0	2
10:45	0	0	1	2	2	0	0	0	0	0	0	0	0	5
11:00	0	1	1	2	0	0	0	0	0	0	0	0	0	4
11:15	0	0	2	1	0	0	0	0	0	0	0	0	0	3
11:30	0	0	0	2	1	0	0	0	0	0	0	0	0	3
11:45	1	0	0	1	1	0	0	0	0	0	0	0	0	3
12:00 PM	0	2	1	2	0	1	0	0	0	0	0	0	0	6
12:15	0	0	0	0	0	0	0	0	0	0	0	0	0	0
12:30	1	0	0	5	1	0	0	0	0	0	0	0	0	7
12:45	0	1	1	4	2	1	0	0	0	0	0	0	0	9
13:00	0	2	1	4	0	0	0	0	0	0	0	0	0	7
13:15	0	1	3	2	1	0	0	0	0	0	0	0	0	7
13:30	2	3	5	0	4	0	0	0	0	0	0	0	0	14
13:45	0	1	1	1	1	1	0	0	0	0	0	0	0	5
14:00	0	0	0	2	2	0	0	0	0	0	0	0	0	4
14:15	0	0	2	3	0	0	0	0	0	0	0	0	0	5
14:30	0	1	1	5	1	2	0	0	0	0	0	0	0	10
14:45	1	1	4	2	2	0	0	0	0	0	0	0	0	10
15:00	2	0	2	1	1	0	0	0	0	0	0	0	0	6
15:15	1	1	0	0	1	0	0	0	0	0	0	0	0	3
15:30	2	0	0	3	1	0	0	0	0	0	0	0	0	6
15:45	0	1	1	0	0	4	0	0	0	0	0	0	0	6
16:00	0	1	2	5	1	2	0	0	0	0	0	0	0	11
16:15	0	0	1	0	1	0	0	0	0	0	0	0	0	2
16:30	0	1	1	1	0	1	0	0	0	0	0	0	0	4
16:45	0	2	1	3	1	1	0	0	0	0	0	0	0	8
17:00	1	4	2	1	2	0	0	0	0	0	0	0	0	10
17:15	1	0	0	1	0	0	0	0	0	0	0	0	0	2
17:30	1	1	1	1	2	0	0	0	0	0	0	0	0	6
17:45	1	0	1	3	1	0	0	0	0	0	0	0	0	6
18:00	1	0	0	0	1	0	0	0	0	0	0	0	0	2
18:15	0	0	1	2	1	0	0	0	0	0	0	0	0	4
18:30	0	0	2	1	0	0	0	0	0	0	0	0	0	3
18:45	1	1	0	2	0	0	0	0	0	0	0	0	0	4
19:00	1	2	0	1	0	0	0	0	0	0	0	0	0	4
19:15	0	0	1	1	0	0	0	0	0	0	0	0	0	2
19:30	0	0	2	1	0	0	1	0	0	0	0	0	0	4
19:45	1	1	1	1	0	0	0	0	0	0	0	0	0	4
20:00	0	0	1	1	0	0	0	0	0	0	0	0	0	2
20:15	0	1	0	1	0	0	0	0	0	0	0	0	0	2
20:30	0	0	0	0	0	0	0	0	0	0	0	0	0	0
20:45	0	0	0	0	1	0	0	0	0	0	0	0	0	1
21:00	1	0	0	0	0	0	0	0	0	0	0	0	0	1
21:15	0	0	0	0	3	0	0	0	0	0	0	0	0	3
21:30	0	0	0	1	0	0	0	0	0	0	0	0	0	1
21:45	0	0	0	0	1	0	0	0	0	0	0	0	0	1
22:00	0	0	0	0	0	0	0	0	0	0	0	0	0	0
22:15	0	0	0	0	0	0	0	0	0	0	0	0	0	0
22:30	0	0	0	0	0	0	0	0	0	0	0	0	0	0
22:45	0	0	0	0	0	0	0	0	0	0	0	0	0	0
23:00	0	0	0	1	0	0	0	0	0	0	0	0	0	1
23:15	0	0	0	1	0	0	0	0	0	0	0	0	0	1
23:30	0	0	0	0	0	0	0	0	0	0	0	0	0	0
23:45	0	0	0	0	0	0	0	0	0	0	0	0	0	0
Totals	27	40	69	108	57	20	1	2						324
% of Totals	8%	12%	21%	33%	18%	6%	0%	1%						100%

AM Volumes	9	12	30	45	25	7	0	2	0	0	0	0	0	130
% AM	3%	4%	9%	14%	8%	2%		1%						40%
AM Peak Hour	6:30	7:45	7:30	7:30	9:15	7:30		8:00						7:30
Volume	3	5	10	14	10	2		1						37
PM Volumes	18	28	39	63	32	13	1	0	0	0	0	0	0	194
% PM	6%	9%	12%	19%	10%	4%	0%							60%
PM Peak Hour	14:45	12:45	12:45	12:30	13:15	15:45	18:45							12:45
Volume	6	7	10	15	8	7	1							37

Directional Peak Periods	AM 7-9			NOON 12-2			PM 4-6			Off Peak Volumes		
All Classes	Volume	⟷	%	Volume	⟷	%	Volume	⟷	%	Volume	⟷	%
	51		16%	55		17%	49		15%	169		52%

Street Name	Direction	Percentiles					
		15th	50th	Average	85th	95th	ADT
S Myers St	North Bound	18	26	26	33	38	237
S Myers St	South Bound	18	26	25	33	37	324

Prepared by National Data & Surveying Services

SPEED

S Myers St S/O W Oak St

Day: Tuesday
Date: 1/31/2023

City: Burbank
Project #: CA23_020030_005

Summary

Time	< 15	15 - 19	20 - 24	25 - 29	30 - 34	35 - 39	40 - 44	45 - 49	50 - 54	55 - 59	60 - 64	65 - 69	70 +	Total
0:00 AM	0	0	0	0	0	0	0	0	0	0	0	0	0	0
0:15	0	0	0	0	0	0	0	0	0	0	0	0	0	0
0:30	0	0	0	0	0	0	0	0	0	0	0	0	0	0
0:45	0	0	0	0	0	0	0	0	0	0	0	0	0	0
1:00	2	1	1	0	0	0	0	0	0	0	0	0	0	4
1:15	0	0	0	0	0	0	0	0	0	0	0	0	0	0
1:30	0	0	0	0	0	0	0	0	0	0	0	0	0	0
1:45	0	0	0	0	0	0	0	0	0	0	0	0	0	0
2:00	0	0	0	0	0	0	0	0	0	0	0	0	0	0
2:15	0	0	0	0	0	0	0	0	0	0	0	0	0	0
2:30	0	0	0	0	0	0	0	0	0	0	0	0	0	0
2:45	0	0	0	0	0	0	0	0	0	0	0	0	0	0
3:00	0	0	0	0	0	0	0	0	0	0	0	0	0	0
3:15	0	0	0	0	0	0	0	0	0	0	0	0	0	0
3:30	0	0	0	0	0	0	0	0	0	0	0	0	0	0
3:45	0	0	0	0	0	0	0	0	0	0	0	0	0	0
4:00	0	1	0	0	0	0	0	0	0	0	0	0	0	1
4:15	0	0	0	0	0	0	0	0	0	0	0	0	0	0
4:30	0	0	0	1	0	0	0	0	0	0	0	0	0	1
4:45	1	0	1	0	0	1	0	0	0	0	0	0	0	3
5:00	0	0	0	0	0	1	0	0	0	0	0	0	0	1
5:15	1	0	0	0	0	0	0	0	0	0	0	0	0	1
5:30	0	1	1	1	0	0	0	0	0	0	0	0	0	3
5:45	0	0	0	0	0	1	0	0	0	0	0	0	0	1
6:00	0	0	0	2	1	0	0	0	0	0	0	0	0	3
6:15	0	1	0	1	0	0	0	0	0	0	0	0	0	2
6:30	1	0	2	0	0	0	1	0	0	0	0	0	0	4
6:45	0	0	2	0	0	0	0	0	0	0	0	0	0	2
7:00	0	0	0	1	0	0	0	0	0	0	0	0	0	1
7:15	2	0	3	4	1	0	0	0	0	0	0	0	0	10
7:30	0	2	4	9	3	3	1	0	0	0	0	0	0	22
7:45	0	1	7	13	12	1	1	0	0	0	0	0	0	35
8:00	0	0	0	2	3	0	0	0	0	0	0	0	0	5
8:15	1	3	4	6	1	1	0	0	0	0	0	0	0	16
8:30	0	2	3	2	0	0	0	0	0	0	0	0	0	7
8:45	0	0	2	3	2	1	0	1	0	0	0	0	0	9
9:00	0	3	3	3	1	1	0	0	0	0	0	0	0	11
9:15	0	0	2	7	5	0	0	0	0	0	0	0	0	14
9:30	0	1	2	4	3	0	0	0	0	0	0	0	0	10
9:45	0	1	1	4	4	0	0	0	0	0	0	0	0	10
10:00	1	3	4	3	4	1	0	1	0	0	0	0	0	17
10:15	1	0	0	2	1	1	0	0	0	0	0	0	0	5
10:30	0	0	1	3	1	0	0	0	0	0	0	0	0	5
10:45	0	0	2	3	3	0	0	0	0	0	0	0	0	8
11:00	0	1	1	2	1	1	0	0	0	0	0	0	0	6
11:15	0	0	3	1	0	0	0	0	0	0	0	0	0	4
11:30	0	0	0	4	1	1	0	0	0	0	0	0	0	6
11:45	2	0	1	2	1	1	0	0	0	0	0	0	0	7
12:00 PM	0	2	2	5	0	1	0	0	0	0	0	0	0	10
12:15	0	2	0	2	0	0	0	0	0	0	0	0	0	4
12:30	1	1	1	6	1	0	0	0	0	0	0	0	0	10
12:45	0	1	3	5	2	1	0	0	0	0	0	0	0	12
13:00	0	2	1	7	4	1	0	0	0	0	0	0	0	15
13:15	0	2	6	5	3	0	0	0	0	0	0	0	0	16
13:30	4	4	6	0	5	1	0	0	0	0	0	0	0	20
13:45	0	2	3	1	1	1	0	0	0	0	0	0	0	8
14:00	0	0	1	4	4	0	0	0	0	0	0	0	0	9
14:15	1	0	4	5	0	0	0	0	0	0	0	0	0	10
14:30	0	1	2	7	1	2	0	0	0	0	0	0	0	13
14:45	1	1	5	3	3	0	0	0	0	0	0	0	0	13
15:00	2	0	2	1	1	0	0	0	0	0	0	0	0	6
15:15	1	3	2	4	2	0	0	0	0	0	0	0	0	12
15:30	3	0	1	3	1	0	0	0	0	0	0	0	0	8
15:45	0	3	2	0	1	4	1	0	0	0	0	0	0	11
16:00	0	3	3	5	1	2	0	0	0	0	0	0	0	14
16:15	0	0	1	3	2	0	0	1	0	0	0	0	0	7
16:30	1	2	1	3	0	2	0	0	0	0	0	0	0	9
16:45	2	2	1	3	1	1	0	0	0	0	0	0	0	10
17:00	1	5	2	1	2	0	0	0	0	0	0	0	0	11
17:15	1	0	1	3	1	0	0	0	0	0	0	0	0	6
17:30	1	1	1	2	2	0	0	0	0	0	0	0	0	7
17:45	1	2	1	4	3	1	0	0	0	0	0	0	0	12
18:00	1	0	2	0	1	0	0	0	0	0	0	0	0	4
18:15	0	0	3	4	1	0	0	0	0	0	0	0	0	8
18:30	0	2	2	1	0	0	0	0	0	0	0	0	0	5
18:45	2	1	1	4	0	0	0	0	0	0	0	0	0	8
19:00	1	3	1	2	0	0	0	0	0	0	0	0	0	7
19:15	1	0	1	2	0	0	0	0	0	0	0	0	0	4
19:30	1	0	2	1	0	0	1	0	0	0	0	0	0	5
19:45	1	2	2	1	0	0	0	0	0	0	0	0	0	6
20:00	1	0	1	1	0	0	0	0	0	0	0	0	0	3
20:15	0	2	1	1	0	0	0	0	0	0	0	0	0	4
20:30	0	0	0	1	0	0	0	0	0	0	0	0	0	1
20:45	0	0	0	0	1	0	0	0	0	0	0	0	0	1
21:00	1	0	1	0	0	0	0	0	0	0	0	0	0	2
21:15	0	0	0	1	3	0	0	0	0	0	0	0	0	4
21:30	0	1	1	1	0	0	0	0	0	0	0	0	0	3
21:45	0	0	0	1	1	2	0	0	0	0	0	0	0	4
22:00	0	0	0	0	1	0	0	0	0	0	0	0	0	1
22:15	0	0	0	0	0	0	0	0	0	0	0	0	0	0
22:30	0	0	0	0	0	0	0	0	0	0	0	0	0	0
22:45	0	0	0	0	0	0	0	0	0	0	0	0	0	0
23:00	0	0	0	2	0	0	0	0	0	0	0	0	0	2
23:15	0	0	0	2	0	0	0	0	0	0	0	0	0	2
23:30	0	0	0	0	0	0	0	0	0	0	0	0	0	0
23:45	0	0	0	0	0	0	0	0	0	0	0	0	0	0
Totals	41	71	120	190	97	34	5	3						561
% of Totals	7%	13%	21%	34%	17%	6%	1%	1%						100%

AM Volumes	12	21	50	83	48	15	3	2	0	0	0	0	0	234
% AM	2%	4%	9%	15%	9%	3%	1%	0%						42%
AM Peak Hour	6:30	8:15	7:30	7:30	7:15	7:30	7:00	8:00						7:30
Volume	3	8	15	30	19	5	2	1						78
PM Volumes	29	50	70	107	49	19	2	1	0	0	0	0	0	327
% PM	5%	9%	12%	19%	9%	3%	0%	0%						58%
PM Peak Hour	14:45	13:00	12:45	12:30	12:45	15:45	15:00	15:30						12:45
Volume	7	10	16	23	14	8	1	1						63

Directional Peak Periods	AM 7-9			NOON 12-2			PM 4-6			Off Peak Volumes		
All Classes	Volume	⟷	%	Volume	⟷	%	Volume	⟷	%	Volume	⟷	%
	105	⟷	19%	95	⟷	17%	76	⟷	14%	285	⟷	51%

Street Name	Direction	Percentiles					
		15th	50th	Average	85th	95th	ADT
S Myers St	Summary	18	26	26	33	37	561

Prepared by National Data & Surveying Services

SPEED

S Myers St S/O W Oak St

Day: Tuesday
Date: 1/31/2023

City: Burbank
Project #: CA23_020030_005n

North Bound

Time	< 15	15 - 19	20 - 24	25 - 29	30 - 34	35 - 39	40 - 44	45 - 49	50 - 54	55 - 59	60 - 64	65 - 69	70 +	Total
0:00 AM	0	0	0	0	0	0	0	0	0	0	0	0	0	0
1:00	1	1	1	0	0	0	0	0	0	0	0	0	0	3
2:00	0	0	0	0	0	0	0	0	0	0	0	0	0	0
3:00	0	0	0	0	0	0	0	0	0	0	0	0	0	0
4:00	0	0	1	0	0	0	0	0	0	0	0	0	0	1
5:00	0	1	0	0	0	1	0	0	0	0	0	0	0	2
6:00	0	1	1	1	0	0	1	0	0	0	0	0	0	4
7:00	0	2	8	17	12	3	2	0	0	0	0	0	0	44
8:00	0	1	2	4	2	1	0	0	0	0	0	0	0	10
9:00	0	2	2	8	6	0	0	0	0	0	0	0	0	18
10:00	1	1	3	5	2	0	0	0	0	0	0	0	0	12
11:00	1	0	2	3	1	3	0	0	0	0	0	0	0	10
12:00 PM	0	3	4	7	0	0	0	0	0	0	0	0	0	14
13:00	2	3	6	6	7	2	0	0	0	0	0	0	0	26
14:00	1	0	5	7	3	0	0	0	0	0	0	0	0	16
15:00	1	4	4	4	2	0	1	0	0	0	0	0	0	16
16:00	3	3	1	5	1	1	0	1	0	0	0	0	0	15
17:00	0	3	1	4	3	1	0	0	0	0	0	0	0	12
18:00	1	2	5	4	0	0	0	0	0	0	0	0	0	12
19:00	2	2	2	2	0	0	0	0	0	0	0	0	0	8
20:00	1	1	1	1	0	0	0	0	0	0	0	0	0	4
21:00	0	1	2	2	0	2	0	0	0	0	0	0	0	7
22:00	0	0	0	0	1	0	0	0	0	0	0	0	0	1
23:00	0	0	0	2	0	0	0	0	0	0	0	0	0	2
Totals	14	31	51	82	40	14	4	1						237
% of Totals	6%	13%	22%	35%	17%	6%	2%	0%						100%

AM Volumes	3	9	20	38	23	8	3	0	0	0	0	0	0	104
% AM	1%	4%	8%	16%	10%	3%	1%							44%
AM Peak Hour	1:00	7:00	7:00	7:00	7:00	7:00	7:00							7:00
Volume	1	2	8	17	12	3	2							44
PM Volumes	11	22	31	44	17	6	1	1	0	0	0	0	0	133
% PM	5%	9%	13%	19%	7%	3%	0%	0%						56%
PM Peak Hour	16:00	15:00	13:00	12:00	13:00	13:00	15:00	16:00						13:00
Volume	3	4	6	7	7	2	1	1						26

Directional Peak Periods	AM 7-9			NOON 12-2			PM 4-6			Off Peak Volumes		
All Speeds	Volume		%	Volume		%	Volume		%	Volume		%
	54	↔	23%	40	↔	17%	27	↔	11%	116	↔	49%

Street Name	Direction	Percentiles					
		15th	50th	Average	85th	95th	ADT
S Myers St	North Bound	18	26	26	33	38	237
S Myers St	South Bound	18	26	25	33	37	324

Prepared by National Data & Surveying Services

SPEED

S Myers St S/O W Oak St

Day: Tuesday
Date: 1/31/2023

City: Burbank
Project #: CA23_020030_005s

South Bound

Time	< 15	15 - 19	20 - 24	25 - 29	30 - 34	35 - 39	40 - 44	45 - 49	50 - 54	55 - 59	60 - 64	65 - 69	70 +	Total
0:00 AM	0	0	0	0	0	0	0	0	0	0	0	0	0	0
1:00	1	0	0	0	0	0	0	0	0	0	0	0	0	1
2:00	0	0	0	0	0	0	0	0	0	0	0	0	0	0
3:00	0	0	0	0	0	0	0	0	0	0	0	0	0	0
4:00	1	1	0	1	0	1	0	0	0	0	0	0	0	4
5:00	1	0	1	1	0	1	0	0	0	0	0	0	0	4
6:00	1	0	3	2	1	0	0	0	0	0	0	0	0	7
7:00	2	1	6	10	4	1	0	0	0	0	0	0	0	24
8:00	1	4	7	9	4	1	0	1	0	0	0	0	0	27
9:00	0	3	6	10	7	1	0	0	0	0	0	0	0	27
10:00	1	2	4	6	7	2	0	1	0	0	0	0	0	23
11:00	1	1	3	6	2	0	0	0	0	0	0	0	0	13
12:00 PM	1	3	2	11	3	2	0	0	0	0	0	0	0	22
13:00	2	7	10	7	6	1	0	0	0	0	0	0	0	33
14:00	1	2	7	12	5	2	0	0	0	0	0	0	0	29
15:00	5	2	3	4	3	4	0	0	0	0	0	0	0	21
16:00	0	4	5	9	3	4	0	0	0	0	0	0	0	25
17:00	4	5	4	6	5	0	0	0	0	0	0	0	0	24
18:00	2	1	3	5	2	0	0	0	0	0	0	0	0	13
19:00	2	3	4	4	0	0	1	0	0	0	0	0	0	14
20:00	0	1	1	2	1	0	0	0	0	0	0	0	0	5
21:00	1	0	0	1	4	0	0	0	0	0	0	0	0	6
22:00	0	0	0	0	0	0	0	0	0	0	0	0	0	0
23:00	0	0	0	2	0	0	0	0	0	0	0	0	0	2
Totals	27	40	69	108	57	20	1	2						324
% of Totals	8%	12%	21%	33%	18%	6%	0%	1%						100%

AM Volumes	9	12	30	45	25	7	0	2	0	0	0	0	0	130
% AM	3%	4%	9%	14%	8%	2%		1%						40%
AM Peak Hour	7:00	8:00	8:00	7:00	9:00	10:00		8:00						8:00
Volume	2	4	7	10	7	2		1						27
PM Volumes	18	28	39	63	32	13	1	0	0	0	0	0	0	194
% PM	6%	9%	12%	19%	10%	4%	0%							60%
PM Peak Hour	15:00	13:00	13:00	14:00	13:00	15:00	19:00							13:00
Volume	5	7	10	12	6	4	1							33

Directional Peak Periods	AM 7-9			NOON 12-2			PM 4-6			Off Peak Volumes		
All Speeds	Volume		%	Volume		%	Volume		%	Volume		%
	51	↔	16%	55	↔	17%	49	↔	15%	169	↔	52%

Street Name	Direction	Percentiles					
		15th	50th	Average	85th	95th	ADT
S Myers St	North Bound	18	26	26	33	38	237
S Myers St	South Bound	18	26	25	33	37	324

Prepared by National Data & Surveying Services

SPEED

S Myers St S/O W Oak St

Day: Tuesday
Date: 1/31/2023

City: Burbank
Project #: CA23_020030_005

Summary

Time	< 15	15 - 19	20 - 24	25 - 29	30 - 34	35 - 39	40 - 44	45 - 49	50 - 54	55 - 59	60 - 64	65 - 69	70 +	Total
0:00 AM	0	0	0	0	0	0	0	0	0	0	0	0	0	0
1:00	2	1	1	0	0	0	0	0	0	0	0	0	0	4
2:00	0	0	0	0	0	0	0	0	0	0	0	0	0	0
3:00	0	0	0	0	0	0	0	0	0	0	0	0	0	0
4:00	1	1	1	1	0	1	0	0	0	0	0	0	0	5
5:00	1	1	1	1	0	2	0	0	0	0	0	0	0	6
6:00	1	1	4	3	1	0	1	0	0	0	0	0	0	11
7:00	2	3	14	27	16	4	2	0	0	0	0	0	0	68
8:00	1	5	9	13	6	2	0	1	0	0	0	0	0	37
9:00	0	5	8	18	13	1	0	0	0	0	0	0	0	45
10:00	2	3	7	11	9	2	0	1	0	0	0	0	0	35
11:00	2	1	5	9	3	3	0	0	0	0	0	0	0	23
12:00 PM	1	6	6	18	3	2	0	0	0	0	0	0	0	36
13:00	4	10	16	13	13	3	0	0	0	0	0	0	0	59
14:00	2	2	12	19	8	2	0	0	0	0	0	0	0	45
15:00	6	6	7	8	5	4	1	0	0	0	0	0	0	37
16:00	3	7	6	14	4	5	0	1	0	0	0	0	0	40
17:00	4	8	5	10	8	1	0	0	0	0	0	0	0	36
18:00	3	3	8	9	2	0	0	0	0	0	0	0	0	25
19:00	4	5	6	6	0	0	1	0	0	0	0	0	0	22
20:00	1	2	2	3	1	0	0	0	0	0	0	0	0	9
21:00	1	1	2	3	4	2	0	0	0	0	0	0	0	13
22:00	0	0	0	0	1	0	0	0	0	0	0	0	0	1
23:00	0	0	0	4	0	0	0	0	0	0	0	0	0	4
Totals	41	71	120	190	97	34	5	3						561
% of Totals	7%	13%	21%	34%	17%	6%	1%	1%						100%

AM Volumes	12	21	50	83	48	15	3	2	0	0	0	0	0	234
% AM	2%	4%	9%	15%	9%	3%	1%	0%						42%
AM Peak Hour	1:00	8:00	7:00	7:00	7:00	7:00	7:00	8:00						7:00
Volume	2	5	14	27	16	4	2	1						68
PM Volumes	29	50	70	107	49	19	2	1	0	0	0	0	0	327
% PM	5%	9%	12%	19%	9%	3%	0%	0%						58%
PM Peak Hour	15:00	13:00	13:00	14:00	13:00	16:00	15:00	16:00						13:00
Volume	6	10	16	19	13	5	1	1						59

Directional Peak Periods	AM 7-9			NOON 12-2			PM 4-6			Off Peak Volumes		
All Speeds	Volume	↔	%	Volume	↔	%	Volume	↔	%	Volume	↔	%
	105	↔	19%	95	↔	17%	76	↔	14%	285	↔	51%

Street Name	Direction	Percentiles					
		15th	50th	Average	85th	95th	ADT
S Myers St	Summary	18	26	26	33	37	561

Prepared by NDS/ATD

Prepared by National Data & Surveying Services

VOLUME

S Myers St S/O W Oak St

Day: Tuesday
Date: 1/31/2023

City: Burbank
Project #: CA23_020030_005

DAILY TOTALS	NB	SB	EB	WB	Total
	237	324	0	0	561

AM Period	NB		SB		EB	WB	TOTAL		PM Period	NB		SB		EB	WB	TOTAL	
0:00	0		0		0	0			12:00	4		6		0	0	10	
0:15	0		0		0	0			12:15	4		0		0	0	4	
0:30	0		0		0	0			12:30	3		7		0	0	10	
0:45	0		0		0	0			12:45	3	14	9	22	0	0	12	36
1:00	3		1		0	0	4		13:00	8		7		0	0	15	
1:15	0		0		0	0			13:15	9		7		0	0	16	
1:30	0		0		0	0			13:30	6		14		0	0	20	
1:45	0	3	0	1	0	0		4	13:45	3	26	5	33	0	0	8	59
2:00	0		0		0	0			14:00	5		4		0	0	9	
2:15	0		0		0	0			14:15	5		5		0	0	10	
2:30	0		0		0	0			14:30	3		10		0	0	13	
2:45	0		0		0	0			14:45	3	16	10	29	0	0	13	45
3:00	0		0		0	0			15:00	0		6		0	0	6	
3:15	0		0		0	0			15:15	9		3		0	0	12	
3:30	0		0		0	0			15:30	2		6		0	0	8	
3:45	0		0		0	0			15:45	5	16	6	21	0	0	11	37
4:00	0		1		0	0	1		16:00	3		11		0	0	14	
4:15	0		0		0	0			16:15	5		2		0	0	7	
4:30	0		1		0	0	1		16:30	5		4		0	0	9	
4:45	1	1	2	4	0	0	3	5	16:45	2	15	8	25	0	0	10	40
5:00	1		0		0	0	1		17:00	1		10		0	0	11	
5:15	0		1		0	0	1		17:15	4		2		0	0	6	
5:30	1		2		0	0	3		17:30	1		6		0	0	7	
5:45	0	2	1	4	0	0	1	6	17:45	6	12	6	24	0	0	12	36
6:00	0		3		0	0	3		18:00	2		2		0	0	4	
6:15	2		0		0	0	2		18:15	4		4		0	0	8	
6:30	1		3		0	0	4		18:30	2		3		0	0	5	
6:45	1	4	1	7	0	0	2	11	18:45	4	12	4	13	0	0	8	25
7:00	1		0		0	0	1		19:00	3		4		0	0	7	
7:15	7		3		0	0	10		19:15	2		2		0	0	4	
7:30	17		5		0	0	22		19:30	1		4		0	0	5	
7:45	19	44	16	24	0	0	35	68	19:45	2	8	4	14	0	0	6	22
8:00	2		3		0	0	5		20:00	1		2		0	0	3	
8:15	3		13		0	0	16		20:15	2		2		0	0	4	
8:30	3		4		0	0	7		20:30	1		0		0	0	1	
8:45	2	10	7	27	0	0	9	37	20:45	0	4	1	5	0	0	1	9
9:00	5		6		0	0	11		21:00	1		1		0	0	2	
9:15	5		9		0	0	14		21:15	1		3		0	0	4	
9:30	3		7		0	0	10		21:30	2		1		0	0	3	
9:45	5	18	5	27	0	0	10	45	21:45	3	7	1	6	0	0	4	13
10:00	4		13		0	0	17		22:00	1		0		0	0	1	
10:15	2		3		0	0	5		22:15	0		0		0	0		
10:30	3		2		0	0	5		22:30	0		0		0	0		
10:45	3	12	5	23	0	0	8	35	22:45	0	1	0		0	0		1
11:00	2		4		0	0	6		23:00	1		1		0	0	2	
11:15	1		3		0	0	4		23:15	1		1		0	0	2	
11:30	3		3		0	0	6		23:30	0		0		0	0		
11:45	4	10	3	13	0	0	7	23	23:45	0	2	0	2	0	0		4
TOTALS		104		130				234	TOTALS		133		194				327
SPLIT %		44.4%		55.6%				41.7%	SPLIT %		40.7%		59.3%				58.3%

DAILY TOTALS	NB	SB	EB	WB	Total
	237	324	0	0	561

AM Peak Hour	7:15	7:30			7:30	PM Peak Hour	12:45	12:45			12:45
AM Pk Volume	45	37			78	PM Pk Volume	26	37			63
Pk Hr Factor	0.592	0.578			0.557	Pk Hr Factor	0.722	0.661			0.788
7 - 9 Volume	54	51	0	0	105	4 - 6 Volume	27	49	0	0	76
7 - 9 Peak Hour	7:15	7:30			7:30	4 - 6 Peak Hour	16:00	16:45			16:00
7 - 9 Pk Volume	45	37	0	0	78	4 - 6 Pk Volume	15	26	0	0	40
Pk Hr Factor	0.592	0.578	0.000	0.000	0.557	Pk Hr Factor	0.750	0.650	0.000	0.000	0.714

Prepared by NDS/ATD

Project #: CA23_020030_005 **City:** Burbank

Location: S Myers St S/O W Oak St **Date:** 1/31/2023

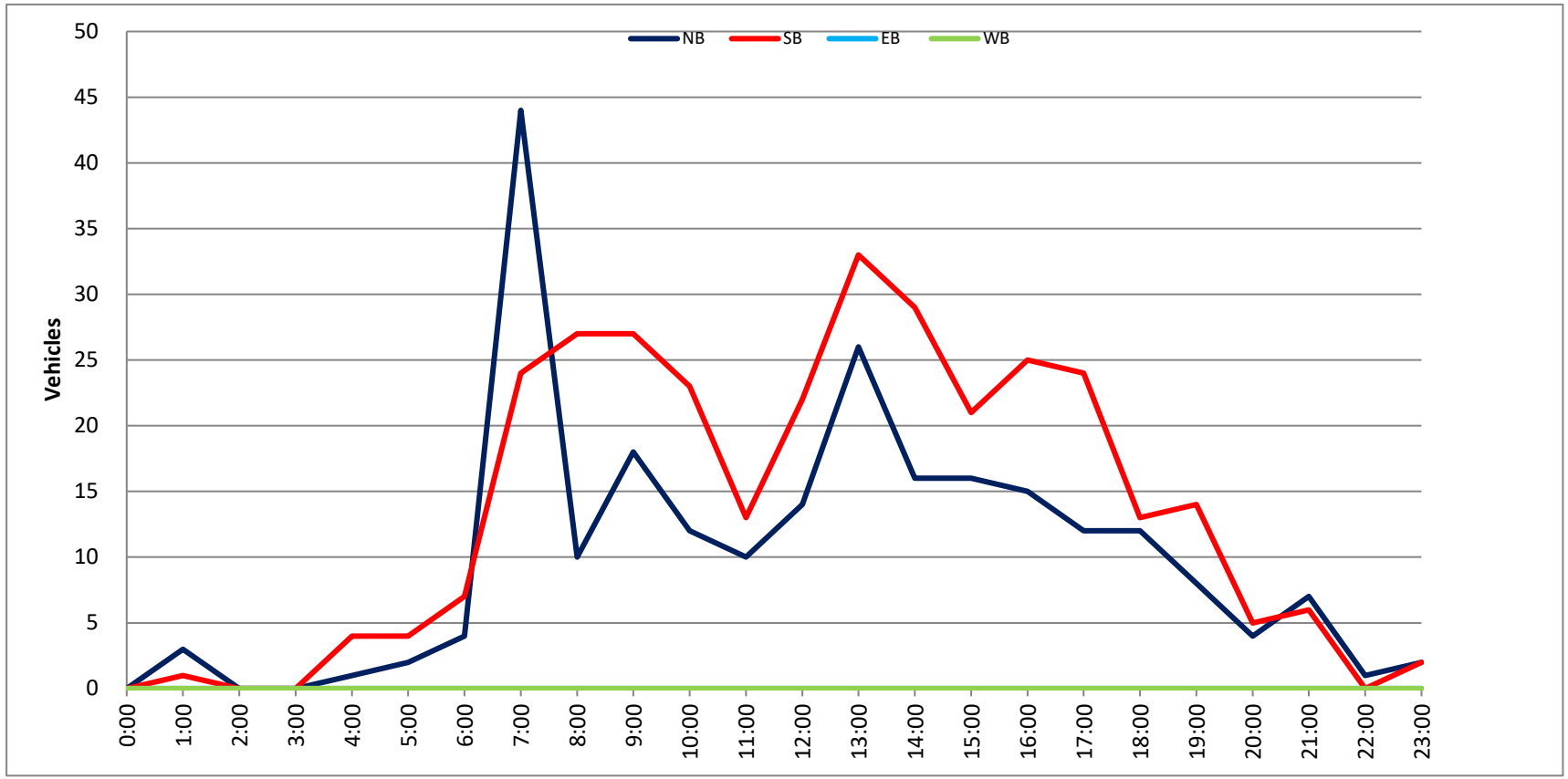

Prepared by National Data & Surveying Services

SPEED

S Myers St S/O W Oak St

Day: Wednesday
Date: 2/1/2023

City: Burbank
Project #: CA23_020030_005n

North Bound

Time	< 15	15 - 19	20 - 24	25 - 29	30 - 34	35 - 39	40 - 44	45 - 49	50 - 54	55 - 59	60 - 64	65 - 69	70 +	Total
0:00 AM	0	0	0	0	0	0	0	0	0	0	0	0	0	0
0:15	0	0	0	0	0	0	0	0	0	0	0	0	0	0
0:30	0	0	0	0	0	0	0	0	0	0	0	0	0	0
0:45	0	0	0	0	0	0	0	0	0	0	0	0	0	0
1:00	0	0	0	0	0	0	0	0	0	0	0	0	0	0
1:15	0	0	0	1	0	0	0	0	0	0	0	0	0	1
1:30	0	0	1	0	0	0	0	0	0	0	0	0	0	1
1:45	0	0	0	0	0	0	0	0	0	0	0	0	0	0
2:00	0	0	0	0	0	0	0	0	0	0	0	0	0	0
2:15	0	0	0	0	0	0	0	0	0	0	0	0	0	0
2:30	0	0	0	0	0	0	0	0	0	0	0	0	0	0
2:45	0	0	0	0	0	0	0	0	0	0	0	0	0	0
3:00	0	0	0	0	0	0	0	0	0	0	0	0	0	0
3:15	0	0	0	0	0	0	0	0	0	0	0	0	0	0
3:30	0	0	0	0	0	0	0	0	0	0	0	0	0	0
3:45	0	0	0	0	0	0	0	0	0	0	0	0	0	0
4:00	0	0	0	0	0	0	0	0	0	0	0	0	0	0
4:15	0	0	0	0	0	0	0	0	0	0	0	0	0	0
4:30	0	0	0	0	0	0	0	0	0	0	0	0	0	0
4:45	0	0	0	0	0	0	0	0	0	0	0	0	0	0
5:00	0	0	0	0	1	0	0	0	0	0	0	0	0	1
5:15	0	0	0	0	0	0	0	0	0	0	0	0	0	0
5:30	0	0	0	0	0	0	0	0	0	0	0	0	0	0
5:45	0	0	1	0	0	0	0	0	0	0	0	0	0	1
6:00	0	0	0	0	0	0	0	0	0	0	0	0	0	0
6:15	1	0	1	0	0	0	0	0	0	0	0	0	0	2
6:30	0	0	0	0	0	0	0	0	0	0	0	0	0	0
6:45	0	0	0	0	0	1	0	0	0	0	0	0	0	1
7:00	0	0	0	1	0	0	0	0	0	0	0	0	0	1
7:15	1	1	1	1	1	1	0	0	0	0	0	0	0	6
7:30	0	0	4	2	1	0	1	0	0	0	0	0	0	8
7:45	0	0	4	3	8	3	0	0	0	0	0	0	0	18
8:00	0	1	0	4	0	0	0	0	0	0	0	0	0	5
8:15	0	0	2	2	0	0	0	1	0	0	0	0	0	5
8:30	0	0	0	1	0	0	0	0	0	0	0	0	0	1
8:45	0	0	3	1	0	0	0	0	0	0	0	0	0	4
9:00	0	0	1	2	1	0	0	0	0	0	0	0	0	4
9:15	0	0	0	2	2	0	0	0	0	0	0	0	0	4
9:30	1	0	1	0	3	0	0	0	0	0	0	0	0	5
9:45	0	0	0	0	0	0	0	0	0	0	0	0	0	0
10:00	0	0	3	0	0	0	0	0	0	0	0	0	0	3
10:15	0	1	0	0	0	0	0	0	0	0	0	0	0	1
10:30	0	0	0	0	1	0	0	0	0	0	0	0	0	1
10:45	0	1	1	0	0	0	0	0	0	0	0	0	0	2
11:00	0	2	3	2	1	0	0	0	0	0	0	0	0	8
11:15	1	0	1	1	0	1	0	1	0	0	0	0	0	5
11:30	1	0	3	1	1	0	0	0	0	0	0	0	0	6
11:45	3	0	5	5	0	0	0	0	0	0	0	0	0	13
12:00 PM	3	0	3	2	0	1	0	0	0	0	0	0	0	9
12:15	1	1	3	1	0	0	0	0	0	0	0	0	0	6
12:30	1	1	0	2	0	0	0	0	0	0	0	0	0	4
12:45	1	1	3	1	0	0	0	0	0	0	0	0	0	6
13:00	0	1	0	0	1	3	0	0	0	0	0	0	0	5
13:15	0	0	0	1	0	0	0	0	0	0	0	0	0	1
13:30	0	1	2	2	2	0	0	0	0	0	0	0	0	7
13:45	0	0	0	1	2	0	0	0	0	0	0	0	0	3
14:00	0	0	0	0	0	0	0	0	0	0	0	0	0	0
14:15	0	0	2	0	1	0	0	0	0	0	0	0	0	3
14:30	0	1	0	5	1	0	0	0	0	0	0	0	0	7
14:45	0	3	3	3	4	0	0	0	0	0	0	0	0	13
15:00	1	1	2	3	1	0	0	0	0	0	0	0	0	8
15:15	0	0	3	2	1	0	0	0	0	0	0	0	0	6
15:30	0	0	0	3	0	0	0	0	0	0	0	0	0	3
15:45	0	0	1	1	1	1	0	0	0	0	0	0	0	4
16:00	0	0	1	1	0	1	0	0	0	0	0	0	0	3
16:15	0	0	0	4	2	0	0	0	0	0	0	0	0	6
16:30	0	1	1	1	1	0	0	0	0	0	0	0	0	4
16:45	0	3	1	4	0	0	0	0	0	0	0	0	0	8
17:00	0	1	1	3	2	0	0	0	0	0	0	0	0	7
17:15	0	1	2	3	1	0	0	0	0	0	0	0	0	7
17:30	1	0	1	0	0	0	0	0	0	0	0	0	0	2
17:45	0	0	0	1	0	0	0	0	0	0	0	0	0	1
18:00	0	0	1	0	0	1	0	0	0	0	0	0	0	2
18:15	0	1	1	1	0	0	0	0	0	0	0	0	0	3
18:30	0	0	2	1	0	1	0	0	0	0	0	0	0	4
18:45	0	1	2	2	0	0	0	0	0	0	0	0	0	5
19:00	0	0	1	0	1	0	0	0	0	0	0	0	0	2
19:15	0	0	1	1	0	0	0	0	0	0	0	0	0	2
19:30	0	1	0	1	1	0	0	0	0	0	0	0	0	3
19:45	0	0	2	0	0	0	0	0	0	0	0	0	0	2
20:00	0	0	1	0	0	0	0	0	0	0	0	0	0	1
20:15	0	0	1	1	0	0	0	0	0	0	0	0	0	2
20:30	0	0	0	0	0	0	0	0	0	0	0	0	0	0
20:45	0	0	0	2	0	0	0	0	0	0	0	0	0	2
21:00	0	0	0	0	0	0	0	0	0	0	0	0	0	0
21:15	0	0	2	1	0	0	0	0	0	0	0	0	0	3
21:30	0	0	0	1	0	0	0	0	0	0	0	0	0	1
21:45	0	0	0	1	0	0	0	0	0	0	0	0	0	1
22:00	0	0	0	0	0	0	0	0	0	0	0	0	0	0
22:15	0	0	0	0	0	0	0	0	0	0	0	0	0	0
22:30	0	0	0	0	0	1	0	0	0	0	0	0	0	1
22:45	0	0	0	0	0	0	0	0	0	0	0	0	0	0
23:00	0	0	0	1	1	0	0	0	0	0	0	0	0	2
23:15	0	0	0	0	0	0	0	0	0	0	0	0	0	0
23:30	0	0	1	0	0	0	0	0	0	0	0	0	0	1
23:45	0	1	1	0	0	0	0	0	0	0	0	0	0	2
Totals	16	26	80	86	41	15	1	2						269
% of Totals	6%	10%	30%	32%	16%	6%	0%	1%						100%

AM Volumes	8	6	35	29	20	6	1	2	0	0	0	0	0	107
% AM	3%	2%	13%	11%	7%	2%	0%	1%						40%
AM Peak Hour	11:15	10:15	11:30	7:30	7:00	7:00	6:45	7:30						7:15
Volume	8	4	14	11	10	4	1	1						37
PM Volumes	8	20	45	57	23	9	0	0	0	0	0	0	0	162
% PM	3%	7%	17%	21%	9%	3%								60%
PM Peak Hour	12:00	16:30	12:00	14:30	14:15	12:15								14:30
Volume	6	6	9	13	7	3								34

Directional Peak Periods	AM 7-9			NOON 12-2			PM 4-6			Off Peak Volumes		
All Classes	Volume	⟷	%	Volume	⟷	%	Volume	⟷	%	Volume	⟷	%
	48		18%	41		15%	38		14%	142		53%

Street Name	Direction	Percentiles					
		15th	50th	Average	85th	95th	ADT
S Myers St	North Bound	20	26	26	32	37	269
S Myers St	South Bound	18	25	24	31	35	328

Prepared by National Data & Surveying Services

SPEED

S Myers St S/O W Oak St

Day: Wednesday
Date: 2/1/2023

City: Burbank
Project #: CA23_020030_005s

South Bound

Time	< 15	15 - 19	20 - 24	25 - 29	30 - 34	35 - 39	40 - 44	45 - 49	50 - 54	55 - 59	60 - 64	65 - 69	70 +	Total
0:00 AM	0	0	0	0	0	0	0	0	0	0	0	0	0	0
0:15	0	0	0	0	0	0	0	0	0	0	0	0	0	0
0:30	0	0	0	0	0	0	0	0	0	0	0	0	0	0
0:45	0	0	0	0	0	0	0	0	0	0	0	0	0	0
1:00	0	0	0	0	0	0	0	0	0	0	0	0	0	0
1:15	0	0	0	0	0	0	0	0	0	0	0	0	0	0
1:30	0	0	0	0	0	0	0	0	0	0	0	0	0	0
1:45	0	0	0	0	0	0	0	0	0	0	0	0	0	0
2:00	0	0	0	0	0	0	0	0	0	0	0	0	0	0
2:15	0	0	0	0	0	0	0	0	0	0	0	0	0	0
2:30	0	0	0	0	0	0	0	0	0	0	0	0	0	0
2:45	0	0	0	0	0	0	0	0	0	0	0	0	0	0
3:00	0	0	0	0	0	0	0	0	0	0	0	0	0	0
3:15	0	0	0	0	0	0	0	0	0	0	0	0	0	0
3:30	0	0	0	0	0	0	0	0	0	0	0	0	0	0
3:45	0	0	0	0	0	0	0	0	0	0	0	0	0	0
4:00	0	0	0	0	0	0	0	0	0	0	0	0	0	0
4:15	0	0	0	0	0	0	0	0	0	0	0	0	0	0
4:30	0	0	0	0	0	0	0	0	0	0	0	0	0	0
4:45	0	0	0	0	0	1	0	0	0	0	0	0	0	1
5:00	0	0	1	0	0	0	0	0	0	0	0	0	0	1
5:15	0	0	0	0	0	0	0	0	0	0	0	0	0	0
5:30	1	0	1	0	1	1	0	0	0	0	0	0	0	4
5:45	0	0	0	0	0	1	0	0	0	0	0	0	0	1
6:00	0	0	0	1	0	0	0	0	0	0	0	0	0	1
6:15	0	0	0	0	0	0	0	0	0	0	0	0	0	0
6:30	0	0	0	2	0	0	0	0	0	0	0	0	0	2
6:45	1	0	0	1	0	0	0	0	0	0	0	0	0	2
7:00	0	0	0	0	1	0	1	0	0	0	0	0	0	2
7:15	0	2	2	3	0	0	0	0	0	0	0	0	0	7
7:30	0	1	2	2	2	0	0	0	0	0	0	0	0	7
7:45	1	2	3	6	1	1	0	0	0	0	0	0	0	14
8:00	0	0	0	2	1	0	0	0	0	0	0	0	0	3
8:15	0	0	3	1	1	1	0	0	0	0	0	0	0	6
8:30	0	0	0	4	1	0	0	0	0	0	0	0	0	5
8:45	0	0	1	2	2	0	0	0	0	0	0	0	0	5
9:00	0	0	0	3	0	1	0	0	0	0	0	0	0	4
9:15	0	0	2	2	0	0	0	0	0	0	0	0	0	4
9:30	0	0	2	4	3	0	0	0	0	0	0	0	0	9
9:45	0	2	1	2	0	0	0	0	0	0	0	0	0	5
10:00	0	0	0	3	0	0	0	0	0	0	0	0	0	3
10:15	0	0	1	0	0	0	0	0	0	0	0	0	0	1
10:30	1	1	3	1	1	0	0	0	0	0	0	0	0	7
10:45	1	1	1	2	2	0	0	0	0	0	0	0	0	7
11:00	0	0	2	0	0	0	0	0	0	0	0	0	0	2
11:15	1	1	0	1	0	0	0	0	0	0	0	0	0	3
11:30	0	0	0	1	4	0	0	0	0	0	0	0	0	5
11:45	3	2	4	0	0	0	0	0	0	0	0	0	0	9
12:00 PM	3	1	2	1	1	1	0	0	0	0	0	0	0	9
12:15	0	2	3	2	0	0	0	0	0	0	0	0	0	7
12:30	1	1	4	2	0	0	0	0	0	0	0	0	0	8
12:45	0	0	2	2	0	0	0	0	0	0	0	0	0	4
13:00	0	1	2	2	0	0	0	0	0	0	0	0	0	5
13:15	1	0	1	0	0	0	0	0	0	0	0	0	0	2
13:30	2	0	0	2	0	0	0	0	0	0	0	0	0	4
13:45	0	0	2	1	1	0	0	0	0	0	0	0	0	4
14:00	0	2	0	3	0	0	0	0	0	0	0	0	0	5
14:15	0	0	1	1	0	1	0	0	0	0	0	0	0	3
14:30	0	1	1	1	0	0	0	0	0	0	0	0	0	3
14:45	0	1	6	4	1	0	0	0	0	0	0	0	0	12
15:00	1	2	4	4	1	0	0	0	0	0	0	0	0	12
15:15	0	2	2	4	2	0	0	0	0	0	0	0	0	10
15:30	0	0	2	4	1	0	0	0	0	0	0	0	0	7
15:45	0	1	2	3	2	0	0	0	0	0	0	0	0	8
16:00	0	2	5	3	2	0	0	0	0	0	0	0	0	12
16:15	0	0	1	4	1	0	0	0	0	0	0	0	0	6
16:30	1	1	2	1	3	0	0	0	0	0	0	0	0	8
16:45	2	0	2	1	1	0	0	0	0	0	0	0	0	6
17:00	1	2	4	2	0	1	0	0	0	0	0	0	0	10
17:15	0	2	1	2	0	1	0	0	0	0	0	0	0	6
17:30	0	0	1	1	2	0	0	0	0	0	0	0	0	4
17:45	1	0	0	1	2	0	0	0	0	0	0	0	0	4
18:00	0	1	1	1	0	0	0	0	0	0	0	0	0	3
18:15	0	0	1	2	0	1	0	0	0	0	0	0	0	4
18:30	1	1	1	0	0	0	0	0	0	0	0	0	0	3
18:45	1	1	1	1	0	0	0	0	0	0	0	0	0	4
19:00	0	0	0	2	1	0	0	0	0	0	0	0	0	3
19:15	0	3	3	4	0	0	0	0	0	0	0	0	0	10
19:30	0	0	0	1	0	1	0	0	0	0	0	0	0	2
19:45	0	0	1	2	0	0	0	0	0	0	0	0	0	3
20:00	0	4	1	2	0	0	0	0	0	0	0	0	0	7
20:15	0	1	1	0	1	0	0	0	0	0	0	0	0	3
20:30	0	0	0	1	0	0	0	0	0	0	0	0	0	1
20:45	0	0	0	0	0	0	0	0	0	0	0	0	0	0
21:00	0	0	0	0	0	0	0	0	0	0	0	0	0	0
21:15	0	0	2	1	0	0	0	0	0	0	0	0	0	3
21:30	0	0	0	0	0	0	0	0	0	0	0	0	0	0
21:45	0	0	0	0	0	0	0	0	0	0	0	0	0	0
22:00	0	0	0	1	0	0	0	0	0	0	0	0	0	1
22:15	0	0	0	0	0	0	0	0	0	0	0	0	0	0
22:30	0	0	0	0	0	0	0	0	0	0	0	0	0	0
22:45	0	0	0	0	0	0	0	0	0	0	0	0	0	0
23:00	1	0	0	0	0	0	0	0	0	0	0	0	0	1
23:15	0	0	0	0	0	0	0	0	0	0	0	0	0	0
23:30	0	0	1	0	0	0	0	0	0	0	0	0	0	1
23:45	0	0	0	0	0	0	0	0	0	0	0	0	0	0
Totals	25	44	92	112	42	12	1							328
% of Totals	8%	13%	28%	34%	13%	4%	0%							100%

AM Volumes	9	12	29	43	20	6	1	0	0	0	0	0	0	120
% AM	3%	4%	9%	13%	6%	2%	0%							37%
AM Peak Hour	11:15	11:45	11:45	7:15	10:45	4:45	6:15							11:45
Volume	7	6	13	13	6	2	1							33
PM Volumes	16	32	63	69	22	6	0	0	0	0	0	0	0	208
% PM	5%	10%	19%	21%	7%	2%								63%
PM Peak Hour	12:00	19:15	14:45	14:45	15:45	16:30								14:45
Volume	4	7	14	16	8	2								41

Directional Peak Periods	AM 7-9			NOON 12-2			PM 4-6			Off Peak Volumes		
All Classes	Volume	⟷	%	Volume	⟷	%	Volume	⟷	%	Volume	⟷	%
	49	⟷	15%	43	⟷	13%	56	⟷	17%	180	⟷	55%

Street Name	Direction	Percentiles					
		15th	50th	Average	85th	95th	ADT
S Myers St	North Bound	20	26	26	32	37	269
S Myers St	South Bound	18	25	24	31	35	328

Prepared by National Data & Surveying Services

SPEED

S Myers St S/O W Oak St

Day: Wednesday
Date: 2/1/2023

City: Burbank
Project #: CA23_020030_005

Summary

Time	< 15	15 - 19	20 - 24	25 - 29	30 - 34	35 - 39	40 - 44	45 - 49	50 - 54	55 - 59	60 - 64	65 - 69	70 +	Total
0:00 AM	0	0	0	0	0	0	0	0	0	0	0	0	0	0
0:15	0	0	0	0	0	0	0	0	0	0	0	0	0	0
0:30	0	0	0	0	0	0	0	0	0	0	0	0	0	0
0:45	0	0	0	0	0	0	0	0	0	0	0	0	0	0
1:00	0	0	0	0	0	0	0	0	0	0	0	0	0	0
1:15	0	0	0	1	0	0	0	0	0	0	0	0	0	1
1:30	0	0	1	0	0	0	0	0	0	0	0	0	0	1
1:45	0	0	0	0	0	0	0	0	0	0	0	0	0	0
2:00	0	0	0	0	0	0	0	0	0	0	0	0	0	0
2:15	0	0	0	0	0	0	0	0	0	0	0	0	0	0
2:30	0	0	0	0	0	0	0	0	0	0	0	0	0	0
2:45	0	0	0	0	0	0	0	0	0	0	0	0	0	0
3:00	0	0	0	0	0	0	0	0	0	0	0	0	0	0
3:15	0	0	0	0	0	0	0	0	0	0	0	0	0	0
3:30	0	0	0	0	0	0	0	0	0	0	0	0	0	0
3:45	0	0	0	0	0	0	0	0	0	0	0	0	0	0
4:00	0	0	0	0	0	0	0	0	0	0	0	0	0	0
4:15	0	0	0	0	0	0	0	0	0	0	0	0	0	0
4:30	0	0	0	0	0	0	0	0	0	0	0	0	0	0
4:45	0	0	0	0	0	1	0	0	0	0	0	0	0	1
5:00	0	0	1	0	1	0	0	0	0	0	0	0	0	2
5:15	0	0	0	0	0	0	0	0	0	0	0	0	0	0
5:30	1	0	1	0	1	1	0	0	0	0	0	0	0	4
5:45	0	0	1	0	0	1	0	0	0	0	0	0	0	2
6:00	0	0	0	1	0	0	0	0	0	0	0	0	0	1
6:15	1	0	1	0	0	0	0	0	0	0	0	0	0	2
6:30	0	0	0	2	0	0	0	0	0	0	0	0	0	2
6:45	1	0	0	1	0	1	0	0	0	0	0	0	0	3
7:00	0	0	0	1	1	0	1	0	0	0	0	0	0	3
7:15	1	3	3	4	1	1	0	0	0	0	0	0	0	13
7:30	0	1	6	4	3	0	1	0	0	0	0	0	0	15
7:45	1	2	7	9	9	4	0	0	0	0	0	0	0	32
8:00	0	1	0	6	1	0	0	0	0	0	0	0	0	8
8:15	0	0	5	3	1	1	0	1	0	0	0	0	0	11
8:30	0	0	0	5	1	0	0	0	0	0	0	0	0	6
8:45	0	0	4	3	2	0	0	0	0	0	0	0	0	9
9:00	0	0	1	5	1	1	0	0	0	0	0	0	0	8
9:15	0	0	2	4	2	0	0	0	0	0	0	0	0	8
9:30	1	0	3	4	6	0	0	0	0	0	0	0	0	14
9:45	0	2	1	2	0	0	0	0	0	0	0	0	0	5
10:00	0	0	3	3	0	0	0	0	0	0	0	0	0	6
10:15	0	1	1	0	0	0	0	0	0	0	0	0	0	2
10:30	1	1	3	1	2	0	0	0	0	0	0	0	0	8
10:45	1	2	2	2	2	0	0	0	0	0	0	0	0	9
11:00	0	2	5	2	1	0	0	0	0	0	0	0	0	10
11:15	2	1	1	2	0	1	0	1	0	0	0	0	0	8
11:30	1	0	3	2	5	0	0	0	0	0	0	0	0	11
11:45	6	2	9	5	0	0	0	0	0	0	0	0	0	22
12:00 PM	6	1	5	3	1	2	0	0	0	0	0	0	0	18
12:15	1	3	6	3	0	0	0	0	0	0	0	0	0	13
12:30	2	2	4	4	0	0	0	0	0	0	0	0	0	12
12:45	1	1	5	3	0	0	0	0	0	0	0	0	0	10
13:00	0	2	2	2	1	3	0	0	0	0	0	0	0	10
13:15	1	0	1	1	0	0	0	0	0	0	0	0	0	3
13:30	2	1	2	4	2	0	0	0	0	0	0	0	0	11
13:45	0	0	2	2	3	0	0	0	0	0	0	0	0	7
14:00	0	2	0	3	0	0	0	0	0	0	0	0	0	5
14:15	0	0	3	1	1	1	0	0	0	0	0	0	0	6
14:30	0	2	1	6	1	0	0	0	0	0	0	0	0	10
14:45	0	4	9	7	5	0	0	0	0	0	0	0	0	25
15:00	2	3	6	7	2	0	0	0	0	0	0	0	0	20
15:15	0	2	5	6	3	0	0	0	0	0	0	0	0	16
15:30	0	0	2	7	1	0	0	0	0	0	0	0	0	10
15:45	0	1	3	4	3	1	0	0	0	0	0	0	0	12
16:00	0	2	6	4	2	1	0	0	0	0	0	0	0	15
16:15	0	0	1	8	3	0	0	0	0	0	0	0	0	12
16:30	1	2	3	2	4	0	0	0	0	0	0	0	0	12
16:45	2	3	3	5	1	0	0	0	0	0	0	0	0	14
17:00	1	3	5	5	2	1	0	0	0	0	0	0	0	17
17:15	0	3	3	5	1	1	0	0	0	0	0	0	0	13
17:30	1	0	2	1	2	0	0	0	0	0	0	0	0	6
17:45	1	0	0	2	2	0	0	0	0	0	0	0	0	5
18:00	0	1	2	1	0	1	0	0	0	0	0	0	0	5
18:15	0	1	2	3	0	1	0	0	0	0	0	0	0	7
18:30	1	1	3	1	0	1	0	0	0	0	0	0	0	7
18:45	1	2	3	3	0	0	0	0	0	0	0	0	0	9
19:00	0	0	1	2	2	0	0	0	0	0	0	0	0	5
19:15	0	3	4	5	0	0	0	0	0	0	0	0	0	12
19:30	0	1	0	2	1	1	0	0	0	0	0	0	0	5
19:45	0	0	3	2	0	0	0	0	0	0	0	0	0	5
20:00	0	4	2	2	0	0	0	0	0	0	0	0	0	8
20:15	0	1	2	1	1	0	0	0	0	0	0	0	0	5
20:30	0	0	0	1	0	0	0	0	0	0	0	0	0	1
20:45	0	0	0	2	0	0	0	0	0	0	0	0	0	2
21:00	0	0	0	0	0	0	0	0	0	0	0	0	0	0
21:15	0	0	4	2	0	0	0	0	0	0	0	0	0	6
21:30	0	0	0	1	0	0	0	0	0	0	0	0	0	1
21:45	0	0	0	1	0	0	0	0	0	0	0	0	0	1
22:00	0	0	0	1	0	0	0	0	0	0	0	0	0	1
22:15	0	0	0	0	0	0	0	0	0	0	0	0	0	0
22:30	0	0	0	0	0	1	0	0	0	0	0	0	0	1
22:45	0	0	0	0	0	0	0	0	0	0	0	0	0	0
23:00	1	0	0	1	1	0	0	0	0	0	0	0	0	3
23:15	0	0	0	0	0	0	0	0	0	0	0	0	0	0
23:30	0	0	2	0	0	0	0	0	0	0	0	0	0	2
23:45	0	1	1	0	0	0	0	0	0	0	0	0	0	2
Totals	41	70	172	198	85	27	2	2						597
% of Totals	7%	12%	29%	33%	14%	5%	0%	0%						100%

AM Volumes	17	18	64	72	40	12	2	2	0	0	0	0	0	227
% AM	3%	3%	11%	12%	7%	2%	0%	0%						38%
AM Peak Hour	11:15	11:45	11:45	7:15	7:00	7:00	6:45	7:30						7:15
Volume	15	8	24	23	14	5	2	1						68
PM Volumes	24	52	108	126	45	15	0	0	0	0	0	0	0	370
% PM	4%	9%	18%	21%	8%	3%								62%
PM Peak Hour	12:00	14:30	14:45	14:45	15:45	12:15								14:30
Volume	10	11	22	27	12	3								71

Directional Peak Periods	AM 7-9			NOON 12-2			PM 4-6			Off Peak Volumes		
All Classes	Volume	⟷	%	Volume	⟷	%	Volume	⟷	%	Volume	⟷	%
	97		16%	84		14%	94		16%	322		54%

Street Name	Direction	Percentiles					
		15th	50th	Average	85th	95th	ADT
S Myers St	Summary	18	25	25	32	35	597

Prepared by National Data & Surveying Services

SPEED

S Myers St S/O W Oak St

Day: Wednesday
Date: 2/1/2023

City: Burbank
Project #: CA23_020030_005n

North Bound

Time	< 15	15 - 19	20 - 24	25 - 29	30 - 34	35 - 39	40 - 44	45 - 49	50 - 54	55 - 59	60 - 64	65 - 69	70 +	Total
0:00 AM	0	0	0	0	0	0	0	0	0	0	0	0	0	0
1:00	0	0	1	1	0	0	0	0	0	0	0	0	0	2
2:00	0	0	0	0	0	0	0	0	0	0	0	0	0	0
3:00	0	0	0	0	0	0	0	0	0	0	0	0	0	0
4:00	0	0	0	0	0	0	0	0	0	0	0	0	0	0
5:00	0	0	1	0	1	0	0	0	0	0	0	0	0	2
6:00	1	0	1	0	0	1	0	0	0	0	0	0	0	3
7:00	1	1	9	7	10	4	1	0	0	0	0	0	0	33
8:00	0	1	5	8	0	0	0	1	0	0	0	0	0	15
9:00	1	0	2	4	6	0	0	0	0	0	0	0	0	13
10:00	0	2	4	0	1	0	0	0	0	0	0	0	0	7
11:00	5	2	12	9	2	1	0	1	0	0	0	0	0	32
12:00 PM	6	3	9	6	0	1	0	0	0	0	0	0	0	25
13:00	0	2	2	4	5	3	0	0	0	0	0	0	0	16
14:00	0	4	5	8	6	0	0	0	0	0	0	0	0	23
15:00	1	1	6	9	3	1	0	0	0	0	0	0	0	21
16:00	0	4	3	10	3	1	0	0	0	0	0	0	0	21
17:00	1	2	4	7	3	0	0	0	0	0	0	0	0	17
18:00	0	2	6	4	0	2	0	0	0	0	0	0	0	14
19:00	0	1	4	2	2	0	0	0	0	0	0	0	0	9
20:00	0	0	2	3	0	0	0	0	0	0	0	0	0	5
21:00	0	0	2	3	0	0	0	0	0	0	0	0	0	5
22:00	0	0	0	0	0	1	0	0	0	0	0	0	0	1
23:00	0	1	2	1	1	0	0	0	0	0	0	0	0	5
Totals	16	26	80	86	43	15	1	2						269
% of Totals	6%	10%	30%	32%	16%	6%	0%	1%						100%

AM Volumes	8	6	35	29	20	6	1	2	0	0	0	0	0	107
% AM	3%	2%	13%	11%	7%	2%	0%	1%						40%
AM Peak Hour	11:00	10:00	11:00	11:00	7:00	7:00	7:00	8:00						7:00
Volume	5	2	12	9	10	4	1	1						33
PM Volumes	8	20	45	57	23	9	0	0	0	0	0	0	0	162
% PM	3%	7%	17%	21%	9%	3%								60%
PM Peak Hour	12:00	14:00	12:00	16:00	14:00	13:00								12:00
Volume	6	4	9	10	6	3								25

Directional Peak Periods	AM 7-9			NOON 12-2			PM 4-6			Off Peak Volumes		
All Speeds	Volume	↔	%	Volume	↔	%	Volume	↔	%	Volume	↔	%
	48		18%	41		15%	38		14%	142		53%

Street Name	Direction	Percentiles					
		15th	50th	Average	85th	95th	ADT
S Myers St	North Bound	20	26	26	32	37	269
S Myers St	South Bound	18	25	24	31	35	328

Prepared by National Data & Surveying Services

SPEED

S Myers St S/O W Oak St

Day: Wednesday
Date: 2/1/2023

City: Burbank
Project #: CA23_020030_005s

South Bound

Time	< 15	15 - 19	20 - 24	25 - 29	30 - 34	35 - 39	40 - 44	45 - 49	50 - 54	55 - 59	60 - 64	65 - 69	70 +	Total
0:00 AM	0	0	0	0	0	0	0	0	0	0	0	0	0	0
1:00	0	0	0	0	0	0	0	0	0	0	0	0	0	0
2:00	0	0	0	0	0	0	0	0	0	0	0	0	0	0
3:00	0	0	0	0	0	0	0	0	0	0	0	0	0	0
4:00	0	0	0	0	0	1	0	0	0	0	0	0	0	1
5:00	1	0	2	0	1	2	0	0	0	0	0	0	0	6
6:00	1	0	0	4	0	0	0	0	0	0	0	0	0	5
7:00	1	5	7	11	4	1	1	0	0	0	0	0	0	30
8:00	0	0	4	9	5	1	0	0	0	0	0	0	0	19
9:00	0	2	5	11	3	1	0	0	0	0	0	0	0	22
10:00	2	2	5	6	3	0	0	0	0	0	0	0	0	18
11:00	4	3	6	2	4	0	0	0	0	0	0	0	0	19
12:00 PM	4	4	11	7	1	1	0	0	0	0	0	0	0	28
13:00	3	1	5	5	1	0	0	0	0	0	0	0	0	15
14:00	0	4	8	9	1	1	0	0	0	0	0	0	0	23
15:00	1	5	10	15	6	0	0	0	0	0	0	0	0	37
16:00	3	3	10	9	7	0	0	0	0	0	0	0	0	32
17:00	2	4	6	6	4	2	0	0	0	0	0	0	0	24
18:00	2	3	4	4	0	1	0	0	0	0	0	0	0	14
19:00	0	3	4	9	1	1	0	0	0	0	0	0	0	18
20:00	0	5	2	3	1	0	0	0	0	0	0	0	0	11
21:00	0	0	2	1	0	0	0	0	0	0	0	0	0	3
22:00	0	0	0	1	0	0	0	0	0	0	0	0	0	1
23:00	1	0	1	0	0	0	0	0	0	0	0	0	0	2
Totals	25	44	92	112	42	12	1							328
% of Totals	8%	13%	28%	34%	13%	4%	0%							100%

AM Volumes	9	12	29	43	20	6	1	0	0	0	0	0	0	120
% AM	3%	4%	9%	13%	6%	2%	0%							37%
AM Peak Hour	11:00	7:00	7:00	7:00	8:00	5:00	7:00							7:00
Volume	4	5	7	11	5	2	1							30
PM Volumes	16	32	63	69	22	6	0	0	0	0	0	0	0	208
% PM	5%	10%	19%	21%	7%	2%								63%
PM Peak Hour	12:00	15:00	12:00	15:00	16:00	17:00								15:00
Volume	4	5	11	15	7	2								37

Directional Peak Periods	AM 7-9			NOON 12-2			PM 4-6			Off Peak Volumes		
All Speeds	Volume		%	Volume		%	Volume		%	Volume		%
	49	↔	15%	43	↔	13%	56	↔	17%	180	↔	55%

Street Name	Direction	Percentiles					
		15th	50th	Average	85th	95th	ADT
S Myers St	North Bound	20	26	26	32	37	269
S Myers St	South Bound	18	25	24	31	35	328

Prepared by National Data & Surveying Services

SPEED

S Myers St S/O W Oak St

Day: Wednesday
Date: 2/1/2023

City: Burbank
Project #: CA23_020030_005

Summary

Time	< 15	15 - 19	20 - 24	25 - 29	30 - 34	35 - 39	40 - 44	45 - 49	50 - 54	55 - 59	60 - 64	65 - 69	70 +	Total
0:00 AM	0	0	0	0	0	0	0	0	0	0	0	0	0	0
1:00	0	0	1	1	0	0	0	0	0	0	0	0	0	2
2:00	0	0	0	0	0	0	0	0	0	0	0	0	0	0
3:00	0	0	0	0	0	0	0	0	0	0	0	0	0	0
4:00	0	0	0	0	0	1	0	0	0	0	0	0	0	1
5:00	1	0	3	0	2	2	0	0	0	0	0	0	0	8
6:00	2	0	1	4	0	1	0	0	0	0	0	0	0	8
7:00	2	6	16	18	14	5	2	0	0	0	0	0	0	63
8:00	0	1	9	17	5	1	0	1	0	0	0	0	0	34
9:00	1	2	7	15	9	1	0	0	0	0	0	0	0	35
10:00	2	4	9	6	4	0	0	0	0	0	0	0	0	25
11:00	9	5	18	11	6	1	0	1	0	0	0	0	0	51
12:00 PM	10	7	20	13	1	2	0	0	0	0	0	0	0	53
13:00	3	3	7	9	6	3	0	0	0	0	0	0	0	31
14:00	0	8	13	17	7	1	0	0	0	0	0	0	0	46
15:00	2	6	16	24	9	1	0	0	0	0	0	0	0	58
16:00	3	7	13	19	10	1	0	0	0	0	0	0	0	53
17:00	3	6	10	13	7	2	0	0	0	0	0	0	0	41
18:00	2	5	10	8	0	3	0	0	0	0	0	0	0	28
19:00	0	4	8	11	3	1	0	0	0	0	0	0	0	27
20:00	0	5	4	6	1	0	0	0	0	0	0	0	0	16
21:00	0	0	4	4	0	0	0	0	0	0	0	0	0	8
22:00	0	0	0	1	0	1	0	0	0	0	0	0	0	2
23:00	1	1	3	1	1	0	0	0	0	0	0	0	0	7
Totals	41	70	172	198	85	27	2	2						597
% of Totals	7%	12%	29%	33%	14%	5%	0%	0%						100%

AM Volumes	17	18	64	72	40	12	2	2	0	0	0	0	0	227
% AM	3%	3%	11%	12%	7%	2%	0%	0%						38%
AM Peak Hour	11:00	7:00	11:00	7:00	7:00	7:00	7:00	8:00						7:00
Volume	9	6	18	18	14	5	2	1						63
PM Volumes	24	52	108	126	45	15	0	0	0	0	0	0	0	370
% PM	4%	9%	18%	21%	8%	3%								62%
PM Peak Hour	12:00	14:00	12:00	15:00	16:00	13:00								15:00
Volume	10	8	20	24	10	3								58

Directional Peak Periods	AM 7-9			NOON 12-2			PM 4-6			Off Peak Volumes		
All Speeds	Volume		%	Volume		%	Volume		%	Volume		%
	97	↔	16%	84	↔	14%	94	↔	16%	322	↔	54%

Street Name	Direction	Percentiles					
		15th	50th	Average	85th	95th	ADT
S Myers St	Summary	18	25	25	32	35	597

Prepared by NDS/ATD

Prepared by National Data & Surveying Services

VOLUME

S Myers St S/O W Oak St

Day: Wednesday
Date: 2/1/2023

City: Burbank
Project #: CA23_020030_005

DAILY TOTALS	NB	SB	EB	WB	Total
	269	328	0	0	597

AM Period	NB		SB		EB	WB	TOTAL		PM Period	NB		SB		EB	WB	TOTAL	
0:00	0		0		0	0			12:00	9		9		0	0	18	
0:15	0		0		0	0			12:15	6		7		0	0	13	
0:30	0		0		0	0			12:30	4		8		0	0	12	
0:45	0		0		0	0			12:45	6	25	4	28	0	0	10	53
1:00	0		0		0	0			13:00	5		5		0	0	10	
1:15	1		0		0	0	1		13:15	1		2		0	0	3	
1:30	1		0		0	0	1		13:30	7		4		0	0	11	
1:45	0	2	0		0	0		2	13:45	3	16	4	15	0	0	7	31
2:00	0		0		0	0			14:00	0		5		0	0	5	
2:15	0		0		0	0			14:15	3		3		0	0	6	
2:30	0		0		0	0			14:30	7		3		0	0	10	
2:45	0		0		0	0			14:45	13	23	12	23	0	0	25	46
3:00	0		0		0	0			15:00	8		12		0	0	20	
3:15	0		0		0	0			15:15	6		10		0	0	16	
3:30	0		0		0	0			15:30	3		7		0	0	10	
3:45	0		0		0	0			15:45	4	21	8	37	0	0	12	58
4:00	0		0		0	0			16:00	3		12		0	0	15	
4:15	0		0		0	0			16:15	6		6		0	0	12	
4:30	0		0		0	0			16:30	4		8		0	0	12	
4:45	0		1	1	0	0	1	1	16:45	8	21	6	32	0	0	14	53
5:00	1		1		0	0	2		17:00	7		10		0	0	17	
5:15	0		0		0	0			17:15	7		6		0	0	13	
5:30	0		4		0	0	4		17:30	2		4		0	0	6	
5:45	1	2	1	6	0	0	2	8	17:45	1	17	4	24	0	0	5	41
6:00	0		1		0	0	1		18:00	2		3		0	0	5	
6:15	2		0		0	0	2		18:15	3		4		0	0	7	
6:30	0		2		0	0	2		18:30	4		3		0	0	7	
6:45	1	3	2	5	0	0	3	8	18:45	5	14	4	14	0	0	9	28
7:00	1		2		0	0	3		19:00	2		3		0	0	5	
7:15	6		7		0	0	13		19:15	2		10		0	0	12	
7:30	8		7		0	0	15		19:30	3		2		0	0	5	
7:45	18	33	14	30	0	0	32	63	19:45	2	9	3	18	0	0	5	27
8:00	5		3		0	0	8		20:00	1		7		0	0	8	
8:15	5		6		0	0	11		20:15	2		3		0	0	5	
8:30	1		5		0	0	6		20:30	0		1		0	0	1	
8:45	4	15	5	19	0	0	9	34	20:45	2	5	0	11	0	0	2	16
9:00	4		4		0	0	8		21:00	0		0		0	0		
9:15	4		4		0	0	8		21:15	3		3		0	0	6	
9:30	5		9		0	0	14		21:30	1		0		0	0	1	
9:45	0	13	5	22	0	0	5	35	21:45	1	5	0	3	0	0	1	8
10:00	3		3		0	0	6		22:00	0		1		0	0	1	
10:15	1		1		0	0	2		22:15	0		0		0	0		
10:30	1		7		0	0	8		22:30	1		0		0	0	1	
10:45	2	7	7	18	0	0	9	25	22:45	0	1	0	1	0	0		2
11:00	8		2		0	0	10		23:00	2		1		0	0	3	
11:15	5		3		0	0	8		23:15	0		0		0	0		
11:30	6		5		0	0	11		23:30	1		1		0	0	2	
11:45	13	32	9	19	0	0	22	51	23:45	2	5	0	2	0	0	2	7
TOTALS		107		120				227	TOTALS		162		208				370
SPLIT %		47.1%		52.9%				38.0%	SPLIT %		43.8%		56.2%				62.0%

DAILY TOTALS	NB	SB	EB	WB	Total
	269	328	0	0	597

AM Peak Hour	7:15	11:45			7:15	PM Peak Hour	14:30	14:45			14:30
AM Pk Volume	37	33			68	PM Pk Volume	34	41			71
Pk Hr Factor	0.514	0.917			0.531	Pk Hr Factor	0.654	0.854			0.710
7 - 9 Volume	48	49	0	0	97	4 - 6 Volume	38	56	0	0	94
7 - 9 Peak Hour	7:15	7:15			7:15	4 - 6 Peak Hour	16:30	16:00			16:30
7 - 9 Pk Volume	37	31	0	0	68	4 - 6 Pk Volume	26	32	0	0	56
Pk Hr Factor	0.514	0.554	0.000	0.000	0.531	Pk Hr Factor	0.813	0.667	0.000	0.000	0.824

Prepared by NDS/ATD

Project #: CA23_020030_005 **City:** Burbank

Location: S Myers St S/O W Oak St **Date:** 2/1/2023

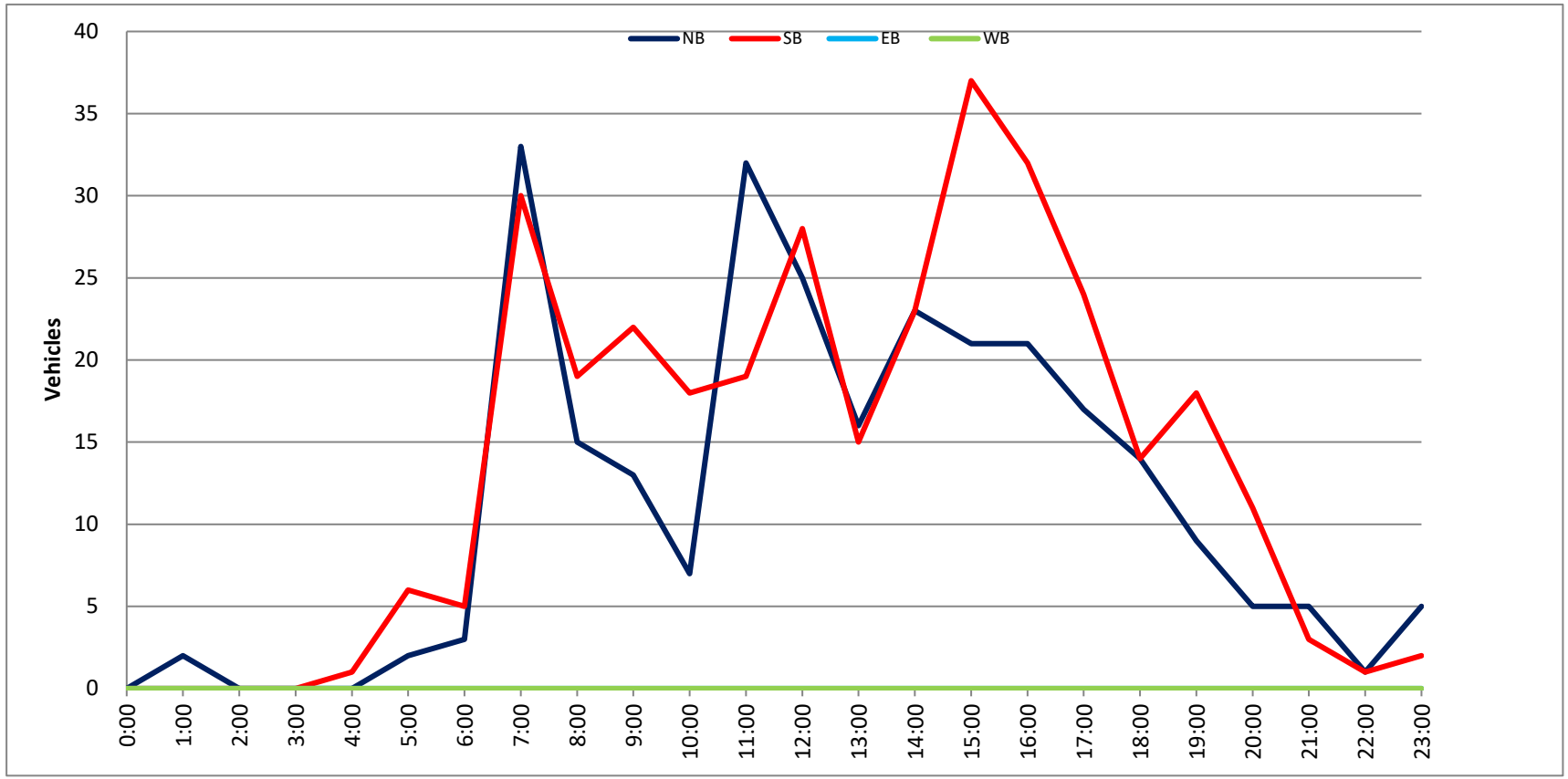

Prepared by National Data & Surveying Services

SPEED

S Myers St S/O W Oak St

Day: Thursday
Date: 2/2/2023

City: Burbank
Project #: CA23_020030_005n

North Bound

Time	< 15	15 - 19	20 - 24	25 - 29	30 - 34	35 - 39	40 - 44	45 - 49	50 - 54	55 - 59	60 - 64	65 - 69	70 +	Total
0:00 AM	0	0	0	0	0	0	0	0	0	0	0	0	0	0
0:15	0	0	0	0	0	0	0	0	0	0	0	0	0	0
0:30	0	0	0	0	0	0	0	0	0	0	0	0	0	0
0:45	0	0	0	0	0	0	0	0	0	0	0	0	0	0
1:00	0	1	0	0	0	0	0	0	0	0	0	0	0	1
1:15	0	0	0	0	0	0	0	0	0	0	0	0	0	0
1:30	0	0	1	0	0	0	0	0	0	0	0	0	0	1
1:45	0	0	0	0	0	0	0	0	0	0	0	0	0	0
2:00	0	0	0	0	0	0	0	0	0	0	0	0	0	0
2:15	0	0	0	1	0	1	0	0	0	0	0	0	0	2
2:30	0	0	0	0	0	0	0	0	0	0	0	0	0	0
2:45	0	0	0	0	0	0	0	0	0	0	0	0	0	0
3:00	0	0	0	0	0	0	0	0	0	0	0	0	0	0
3:15	0	0	0	0	0	0	0	0	0	0	0	0	0	0
3:30	0	0	0	0	0	0	0	0	0	0	0	0	0	0
3:45	0	0	0	0	0	0	0	0	0	0	0	0	0	0
4:00	0	0	0	0	0	0	0	0	0	0	0	0	0	0
4:15	0	0	0	0	0	0	0	0	0	0	0	0	0	0
4:30	0	0	1	0	0	0	0	0	0	0	0	0	0	1
4:45	0	0	0	0	0	0	0	0	0	0	0	0	0	0
5:00	0	0	0	0	1	0	0	0	0	0	0	0	0	1
5:15	0	0	0	0	0	0	0	0	0	0	0	0	0	0
5:30	0	0	0	0	0	0	0	0	0	0	0	0	0	0
5:45	0	0	0	0	0	0	0	0	0	0	0	0	0	0
6:00	0	0	0	0	0	0	0	0	0	0	0	0	0	0
6:15	0	1	1	1	0	0	0	0	0	0	0	0	0	3
6:30	0	0	0	0	0	0	0	0	0	0	0	0	0	0
6:45	0	1	0	0	0	1	0	0	0	0	0	0	0	2
7:00	0	0	0	0	0	0	0	0	0	0	0	0	0	0
7:15	4	1	0	1	2	0	0	0	0	0	0	0	0	8
7:30	0	0	3	2	4	0	1	0	0	0	0	0	0	10
7:45	0	0	3	6	6	4	0	0	0	0	0	0	0	19
8:00	0	0	1	1	1	0	0	0	0	0	0	0	0	3
8:15	0	0	0	2	0	0	0	0	0	0	0	0	0	2
8:30	1	0	0	0	1	0	0	0	0	0	0	0	0	2
8:45	0	0	1	1	0	0	0	0	0	0	0	0	0	2
9:00	0	0	1	1	0	0	0	0	0	0	0	0	0	2
9:15	0	0	0	1	0	0	0	0	0	0	0	0	0	1
9:30	1	0	0	1	0	1	0	0	0	0	0	0	0	3
9:45	0	0	0	1	0	0	0	0	0	0	0	0	0	1
10:00	0	0	1	0	1	0	0	0	0	0	0	0	0	2
10:15	0	0	0	0	0	1	0	0	0	0	0	0	0	1
10:30	0	0	0	1	0	0	0	0	0	0	0	0	0	1
10:45	1	0	3	0	1	1	0	0	0	0	0	0	0	6
11:00	1	0	0	0	0	0	0	0	0	0	0	0	0	1
11:15	0	0	0	1	2	0	0	0	0	0	0	0	0	3
11:30	1	1	3	1	0	0	0	0	0	0	0	0	0	6
11:45	1	2	2	0	2	0	0	1	0	0	0	0	0	8
12:00 PM	0	0	1	0	0	0	0	0	0	0	0	0	0	1
12:15	0	0	0	2	1	0	0	0	0	0	0	0	0	3
12:30	0	0	0	0	0	0	0	0	0	0	0	0	0	0
12:45	0	1	3	0	0	0	0	0	0	0	0	0	0	4
13:00	0	0	1	1	2	0	0	0	0	0	0	0	0	4
13:15	2	0	0	0	0	0	0	0	0	0	0	0	0	2
13:30	0	0	0	0	0	0	0	0	0	0	0	0	0	0
13:45	0	1	2	1	0	0	0	0	0	0	0	0	0	4
14:00	0	0	0	1	0	0	0	0	0	0	0	0	0	1
14:15	0	1	2	2	0	0	0	0	0	0	0	0	0	5
14:30	3	0	7	5	2	0	0	0	0	0	0	0	0	17
14:45	0	1	4	2	1	0	0	0	0	0	0	0	0	8
15:00	1	0	2	1	1	0	1	0	0	0	0	0	0	6
15:15	2	0	1	2	0	0	0	0	0	0	0	0	0	5
15:30	0	0	0	0	1	0	0	0	0	0	0	0	0	1
15:45	0	0	1	0	0	1	1	0	0	0	0	0	0	3
16:00	0	0	2	0	2	0	0	0	0	0	0	0	0	4
16:15	0	1	2	1	2	0	0	0	0	0	0	0	0	6
16:30	0	0	3	0	2	0	0	0	0	0	0	0	0	5
16:45	0	1	4	2	0	0	0	0	0	0	0	0	0	7
17:00	0	0	0	1	2	0	0	0	0	0	0	0	0	3
17:15	0	1	0	1	0	0	0	0	0	0	0	0	0	2
17:30	0	0	3	3	0	0	0	0	0	0	0	0	0	6
17:45	0	0	0	0	0	0	0	0	0	0	0	0	0	0
18:00	0	1	0	3	0	0	0	0	0	0	0	0	0	4
18:15	0	0	1	1	0	0	0	0	0	0	0	0	0	2
18:30	0	3	1	2	0	0	0	0	0	0	0	0	0	6
18:45	0	0	0	1	0	0	0	0	0	0	0	0	0	1
19:00	1	0	0	1	0	0	0	0	0	0	0	0	0	2
19:15	0	0	0	0	0	0	0	0	0	0	0	0	0	0
19:30	0	0	0	0	1	0	0	0	0	0	0	0	0	1
19:45	0	0	1	1	1	0	0	0	0	0	0	0	0	3
20:00	0	0	0	1	0	0	0	0	0	0	0	0	0	1
20:15	0	0	0	0	0	0	0	0	0	0	0	0	0	0
20:30	0	0	0	1	0	0	0	0	0	0	0	0	0	1
20:45	0	1	0	1	0	0	0	0	0	0	0	0	0	2
21:00	0	0	1	0	0	0	0	0	0	0	0	0	0	1
21:15	0	0	0	0	0	0	0	0	0	0	0	0	0	0
21:30	0	0	0	1	0	0	0	0	0	0	0	0	0	1
21:45	0	0	0	0	0	0	0	0	0	0	0	0	0	0
22:00	0	0	0	0	0	0	0	0	0	0	0	0	0	0
22:15	0	0	0	0	0	0	0	0	0	0	0	0	0	0
22:30	0	0	0	0	0	0	0	0	0	0	0	0	0	0
22:45	0	0	0	0	0	0	0	0	0	0	0	0	0	0
23:00	0	0	0	0	0	0	0	0	0	0	0	0	0	0
23:15	0	0	0	0	0	0	0	0	0	0	0	0	0	0
23:30	0	0	0	1	0	0	0	0	0	0	0	0	0	1
23:45	0	1	0	0	0	0	0	0	0	0	0	0	0	1
Totals	**19**	**20**	**63**	**61**	**39**	**10**	**3**	**1**						**216**
% of Totals	9%	9%	29%	28%	18%	5%	1%	0%						100%

AM Volumes	10	7	21	22	21	9	1	1	0	0	0	0	0	92
% AM	5%	3%	10%	10%	10%	4%	0%	0%						43%
AM Peak Hour	6:30	11:00	7:15	7:30	7:15	7:00	6:45	11:00						7:15
Volume	4	3	7	11	13	4	1	1						40
PM Volumes	9	13	42	39	18	1	2	0	0	0	0	0	0	124
% PM	4%	6%	19%	18%	8%	0%	1%							57%
PM Peak Hour	14:30	17:45	14:15	14:00	15:45	15:00	15:00							14:15
Volume	6	4	15	10	6	1	2							36

Directional Peak Periods	AM 7-9			NOON 12-2			PM 4-6			Off Peak Volumes		
All Classes	Volume	⟷	%	Volume	⟷	%	Volume	⟷	%	Volume	⟷	%
	46		21%	18		8%	33		15%	119		55%

Street Name	Direction	Percentiles					
		15th	50th	Average	85th	95th	ADT
S Myers St	North Bound	18	25	25	33	37	216
S Myers St	South Bound	18	25	25	31	35	288

Prepared by National Data & Surveying Services

SPEED

S Myers St S/O W Oak St

Day: Thursday
Date: 2/2/2023

City: Burbank
Project #: CA23_020030_005s

South Bound

Time	< 15	15 - 19	20 - 24	25 - 29	30 - 34	35 - 39	40 - 44	45 - 49	50 - 54	55 - 59	60 - 64	65 - 69	70 +	Total
0:00 AM	0	0	0	0	0	0	0	0	0	0	0	0	0	0
0:15	0	0	0	0	0	0	0	0	0	0	0	0	0	0
0:30	0	0	0	0	0	0	0	0	0	0	0	0	0	0
0:45	0	0	0	0	0	0	0	0	0	0	0	0	0	0
1:00	0	0	0	0	0	0	0	0	0	0	0	0	0	0
1:15	0	0	0	0	0	0	0	0	0	0	0	0	0	0
1:30	0	0	0	0	0	0	0	0	0	0	0	0	0	0
1:45	0	0	0	0	0	0	0	0	0	0	0	0	0	0
2:00	0	0	0	0	0	0	0	0	0	0	0	0	0	0
2:15	0	0	0	0	0	0	0	0	0	0	0	0	0	0
2:30	0	0	0	0	0	0	0	0	0	0	0	0	0	0
2:45	0	0	0	0	0	0	0	0	0	0	0	0	0	0
3:00	0	0	0	0	0	0	0	0	0	0	0	0	0	0
3:15	0	0	0	0	0	0	0	0	0	0	0	0	0	0
3:30	0	0	0	0	0	0	0	0	0	0	0	0	0	0
3:45	0	0	0	0	0	0	0	0	0	0	0	0	0	0
4:00	0	0	0	0	0	0	0	0	0	0	0	0	0	0
4:15	0	0	0	0	0	0	0	0	0	0	0	0	0	0
4:30	0	0	0	0	0	0	0	0	0	0	0	0	0	0
4:45	0	0	0	0	0	0	1	0	0	0	0	0	0	1
5:00	0	0	0	1	0	0	0	0	0	0	0	0	0	1
5:15	0	0	0	0	0	0	0	0	0	0	0	0	0	0
5:30	1	0	1	1	0	0	0	0	0	0	0	0	0	3
5:45	0	1	0	0	1	0	0	0	0	0	0	0	0	2
6:00	0	0	0	1	0	0	0	0	0	0	0	0	0	1
6:15	0	0	0	0	1	0	0	0	0	0	0	0	0	1
6:30	0	0	0	3	0	0	0	0	0	0	0	0	0	3
6:45	0	0	0	2	0	0	0	0	0	0	0	0	0	2
7:00	0	0	1	0	0	1	0	0	0	0	0	0	0	2
7:15	3	0	0	3	0	0	0	0	0	0	0	0	0	6
7:30	0	1	1	3	0	1	0	0	0	0	0	0	0	6
7:45	0	4	4	4	3	0	0	0	0	0	0	0	0	15
8:00	1	0	2	3	2	0	0	0	0	0	0	0	0	8
8:15	0	0	0	0	2	0	0	0	0	0	0	0	0	2
8:30	0	0	1	4	0	0	0	0	0	0	0	0	0	5
8:45	0	0	0	3	0	1	0	0	0	0	0	0	0	4
9:00	0	0	2	5	0	0	0	0	0	0	0	0	0	7
9:15	0	0	2	2	0	0	0	0	0	0	0	0	0	4
9:30	0	1	1	0	0	0	0	0	0	0	0	0	0	2
9:45	1	1	0	2	0	0	0	0	0	0	0	0	0	4
10:00	0	1	0	3	0	0	0	0	0	0	0	0	0	4
10:15	1	2	0	2	0	0	0	0	0	0	0	0	0	5
10:30	1	0	0	0	0	0	0	0	0	0	0	0	0	1
10:45	0	1	1	2	0	0	0	0	0	0	0	0	0	4
11:00	0	0	1	0	0	0	0	0	0	0	0	0	0	1
11:15	1	0	0	1	0	0	0	0	0	0	0	0	0	2
11:30	0	1	2	4	1	1	0	0	0	0	0	0	0	9
11:45	1	0	1	1	0	0	0	0	0	0	0	0	0	3
12:00 PM	0	1	1	2	3	0	0	0	0	0	0	0	0	7
12:15	0	1	1	1	0	0	0	0	0	0	0	0	0	3
12:30	1	1	0	2	2	0	0	0	0	0	0	0	0	6
12:45	0	0	4	0	1	1	0	0	0	0	0	0	0	6
13:00	0	0	1	1	1	0	0	0	0	0	0	0	0	3
13:15	1	1	4	1	1	0	0	0	0	0	0	0	0	8
13:30	0	0	3	3	1	0	0	0	0	0	0	0	0	7
13:45	0	0	1	1	1	0	0	0	0	0	0	0	0	3
14:00	1	1	3	2	0	1	0	0	0	0	0	0	0	8
14:15	0	1	0	1	2	0	0	0	0	0	0	0	0	4
14:30	0	0	3	1	1	0	0	0	0	0	0	0	0	5
14:45	3	0	1	3	1	0	0	0	0	0	0	0	0	8
15:00	1	5	4	3	2	0	0	0	0	0	0	0	0	15
15:15	1	0	2	0	1	0	0	0	0	0	0	0	0	4
15:30	0	0	1	4	1	0	0	0	0	0	0	0	0	6
15:45	0	1	4	6	2	1	0	0	0	0	0	0	0	14
16:00	1	3	2	2	1	1	0	0	0	0	0	0	0	10
16:15	0	0	3	3	0	1	0	0	0	0	0	0	0	7
16:30	0	0	1	0	0	0	0	0	0	0	0	0	0	1
16:45	1	2	1	0	0	0	0	0	0	0	0	0	0	4
17:00	1	0	0	1	0	0	0	0	0	0	0	0	0	2
17:15	0	0	0	0	0	0	0	0	0	0	0	0	0	0
17:30	0	2	1	2	0	0	0	0	0	0	0	0	0	5
17:45	0	0	0	2	0	0	0	0	0	0	0	0	0	2
18:00	0	1	1	0	3	0	0	0	0	0	0	0	0	5
18:15	0	1	1	0	0	0	0	0	0	0	0	0	0	2
18:30	0	0	1	1	0	0	0	0	0	0	0	0	0	2
18:45	0	0	1	3	1	0	0	0	0	0	0	0	0	5
19:00	1	1	2	0	1	0	0	0	0	0	0	0	0	5
19:15	0	2	0	1	0	0	0	0	0	0	0	0	0	3
19:30	0	0	0	0	1	0	0	0	0	0	0	0	0	1
19:45	0	0	1	2	0	0	0	0	0	0	0	0	0	3
20:00	0	0	1	0	0	0	0	0	0	0	0	0	0	1
20:15	0	0	0	1	1	1	0	0	0	0	0	0	0	3
20:30	0	0	1	0	1	0	0	0	0	0	0	0	0	2
20:45	0	1	2	0	0	0	0	0	0	0	0	0	0	3
21:00	0	1	0	0	0	0	0	0	0	0	0	0	0	1
21:15	0	0	0	0	0	0	0	0	0	0	0	0	0	0
21:30	0	1	0	1	0	0	0	0	0	0	0	0	0	2
21:45	0	0	1	0	0	0	0	0	0	0	0	0	0	1
22:00	0	0	0	0	0	0	0	0	0	0	0	0	0	0
22:15	0	0	1	0	0	0	0	0	0	0	0	0	0	1
22:30	0	0	0	0	0	0	0	0	0	0	0	0	0	0
22:45	0	0	0	0	0	0	0	0	0	0	0	0	0	0
23:00	0	0	0	0	0	0	0	0	0	0	0	0	0	0
23:15	0	0	0	0	1	0	0	0	0	0	0	0	0	1
23:30	0	0	0	1	0	0	0	0	0	0	0	0	0	1
23:45	0	0	0	0	0	0	0	0	0	0	0	0	0	0
Totals	22	40	74	101	40	10	1							288
% of Totals	8%	14%	26%	35%	14%	3%	0%							100%

AM Volumes	10	13	20	50	10	4	1	0	0	0	0	0	0	108
% AM	3%	5%	7%	17%	3%	1%	0%							38%
AM Peak Hour	7:15	7:00	7:15	8:30	7:30	6:45	4:00							7:15
Volume	4	5	7	14	7	2	1							35
PM Volumes	12	27	54	51	30	6	0	0	0	0	0	0	0	180
% PM	4%	9%	19%	18%	10%	2%								63%
PM Peak Hour	14:30	14:15	12:45	15:30	12:00	15:30								15:00
Volume	5	6	12	15	6	3								39

Directional Peak Periods	AM 7-9			NOON 12-2			PM 4-6			Off Peak Volumes		
All Classes	Volume	⟷	%	Volume	⟷	%	Volume	⟷	%	Volume	⟷	%
	48		17%	43		15%	31		11%	166		58%

Street Name	Direction	Percentiles					
		15th	50th	Average	85th	95th	ADT
S Myers St	North Bound	18	25	25	33	37	216
S Myers St	South Bound	18	25	25	31	35	288

Prepared by National Data & Surveying Services

SPEED

S Myers St S/O W Oak St

Day: Thursday
Date: 2/2/2023

City: Burbank
Project #: CA23_020030_005

Summary

Time	< 15	15 - 19	20 - 24	25 - 29	30 - 34	35 - 39	40 - 44	45 - 49	50 - 54	55 - 59	60 - 64	65 - 69	70 +	Total
0:00 AM	0	0	0	0	0	0	0	0	0	0	0	0	0	0
0:15	0	0	0	0	0	0	0	0	0	0	0	0	0	0
0:30	0	0	0	0	0	0	0	0	0	0	0	0	0	0
0:45	0	0	0	0	0	0	0	0	0	0	0	0	0	0
1:00	0	1	0	0	0	0	0	0	0	0	0	0	0	1
1:15	0	0	0	0	0	0	0	0	0	0	0	0	0	0
1:30	0	0	1	0	0	0	0	0	0	0	0	0	0	1
1:45	0	0	0	0	0	0	0	0	0	0	0	0	0	0
2:00	0	0	0	0	0	0	0	0	0	0	0	0	0	0
2:15	0	0	0	1	0	1	0	0	0	0	0	0	0	2
2:30	0	0	0	0	0	0	0	0	0	0	0	0	0	0
2:45	0	0	0	0	0	0	0	0	0	0	0	0	0	0
3:00	0	0	0	0	0	0	0	0	0	0	0	0	0	0
3:15	0	0	0	0	0	0	0	0	0	0	0	0	0	0
3:30	0	0	0	0	0	0	0	0	0	0	0	0	0	0
3:45	0	0	0	0	0	0	0	0	0	0	0	0	0	0
4:00	0	0	0	0	0	0	0	0	0	0	0	0	0	0
4:15	0	0	0	0	0	0	0	0	0	0	0	0	0	0
4:30	0	0	1	0	0	0	0	0	0	0	0	0	0	1
4:45	0	0	0	0	0	0	1	0	0	0	0	0	0	1
5:00	0	0	0	1	1	0	0	0	0	0	0	0	0	2
5:15	0	0	0	0	0	0	0	0	0	0	0	0	0	0
5:30	1	0	1	1	0	0	0	0	0	0	0	0	0	3
5:45	0	1	0	0	1	0	0	0	0	0	0	0	0	2
6:00	0	0	0	1	0	0	0	0	0	0	0	0	0	1
6:15	0	1	1	1	1	0	0	0	0	0	0	0	0	4
6:30	0	0	0	3	0	0	0	0	0	0	0	0	0	3
6:45	0	1	0	2	0	1	0	0	0	0	0	0	0	4
7:00	0	0	1	0	0	1	0	0	0	0	0	0	0	2
7:15	7	1	0	4	2	0	0	0	0	0	0	0	0	14
7:30	0	1	4	5	4	1	1	0	0	0	0	0	0	16
7:45	0	4	7	10	9	4	0	0	0	0	0	0	0	34
8:00	1	0	3	4	3	0	0	0	0	0	0	0	0	11
8:15	0	0	0	2	2	0	0	0	0	0	0	0	0	4
8:30	1	0	1	4	1	0	0	0	0	0	0	0	0	7
8:45	0	0	1	4	0	1	0	0	0	0	0	0	0	6
9:00	0	0	3	6	0	0	0	0	0	0	0	0	0	9
9:15	0	0	2	3	0	0	0	0	0	0	0	0	0	5
9:30	1	1	1	1	0	1	0	0	0	0	0	0	0	5
9:45	1	1	0	3	0	0	0	0	0	0	0	0	0	5
10:00	0	1	1	3	1	0	0	0	0	0	0	0	0	6
10:15	1	2	0	2	0	1	0	0	0	0	0	0	0	6
10:30	1	0	0	1	0	0	0	0	0	0	0	0	0	2
10:45	1	1	4	2	1	1	0	0	0	0	0	0	0	10
11:00	1	0	1	0	0	0	0	0	0	0	0	0	0	2
11:15	1	0	0	2	2	0	0	0	0	0	0	0	0	5
11:30	1	2	5	5	1	1	0	0	0	0	0	0	0	15
11:45	2	2	3	1	2	0	0	1	0	0	0	0	0	11
12:00 PM	0	1	2	2	3	0	0	0	0	0	0	0	0	8
12:15	0	1	1	3	1	0	0	0	0	0	0	0	0	6
12:30	1	1	0	2	2	0	0	0	0	0	0	0	0	6
12:45	0	1	7	0	1	1	0	0	0	0	0	0	0	10
13:00	0	0	2	2	3	0	0	0	0	0	0	0	0	7
13:15	3	1	4	1	1	0	0	0	0	0	0	0	0	10
13:30	0	0	3	3	1	0	0	0	0	0	0	0	0	7
13:45	0	1	3	2	1	0	0	0	0	0	0	0	0	7
14:00	1	1	3	3	0	1	0	0	0	0	0	0	0	9
14:15	0	2	2	3	2	0	0	0	0	0	0	0	0	9
14:30	3	0	10	6	3	0	0	0	0	0	0	0	0	22
14:45	3	1	5	5	2	0	0	0	0	0	0	0	0	16
15:00	2	5	6	4	3	0	1	0	0	0	0	0	0	21
15:15	3	0	3	2	1	0	0	0	0	0	0	0	0	9
15:30	0	0	1	4	2	0	0	0	0	0	0	0	0	7
15:45	0	1	5	6	2	2	1	0	0	0	0	0	0	17
16:00	1	3	4	2	3	1	0	0	0	0	0	0	0	14
16:15	0	1	5	4	2	1	0	0	0	0	0	0	0	13
16:30	0	0	4	0	2	0	0	0	0	0	0	0	0	6
16:45	1	3	5	2	0	0	0	0	0	0	0	0	0	11
17:00	1	0	0	2	2	0	0	0	0	0	0	0	0	5
17:15	0	1	0	1	0	0	0	0	0	0	0	0	0	2
17:30	0	2	4	5	0	0	0	0	0	0	0	0	0	11
17:45	0	0	0	2	0	0	0	0	0	0	0	0	0	2
18:00	0	2	1	3	3	0	0	0	0	0	0	0	0	9
18:15	0	1	2	1	0	0	0	0	0	0	0	0	0	4
18:30	0	3	2	3	0	0	0	0	0	0	0	0	0	8
18:45	0	0	1	4	1	0	0	0	0	0	0	0	0	6
19:00	2	1	2	1	1	0	0	0	0	0	0	0	0	7
19:15	0	2	0	1	0	0	0	0	0	0	0	0	0	3
19:30	0	0	0	0	2	0	0	0	0	0	0	0	0	2
19:45	0	0	2	3	1	0	0	0	0	0	0	0	0	6
20:00	0	0	1	1	0	0	0	0	0	0	0	0	0	2
20:15	0	0	0	1	1	1	0	0	0	0	0	0	0	3
20:30	0	0	1	1	1	0	0	0	0	0	0	0	0	3
20:45	0	2	2	1	0	0	0	0	0	0	0	0	0	5
21:00	0	1	1	0	0	0	0	0	0	0	0	0	0	2
21:15	0	0	0	0	0	0	0	0	0	0	0	0	0	0
21:30	0	1	0	2	0	0	0	0	0	0	0	0	0	3
21:45	0	0	1	0	0	0	0	0	0	0	0	0	0	1
22:00	0	0	0	0	0	0	0	0	0	0	0	0	0	0
22:15	0	0	1	0	0	0	0	0	0	0	0	0	0	1
22:30	0	0	0	0	0	0	0	0	0	0	0	0	0	0
22:45	0	0	0	0	0	0	0	0	0	0	0	0	0	0
23:00	0	0	0	0	0	0	0	0	0	0	0	0	0	0
23:15	0	0	0	0	1	0	0	0	0	0	0	0	0	1
23:30	0	0	0	2	0	0	0	0	0	0	0	0	0	2
23:45	0	1	0	0	0	0	0	0	0	0	0	0	0	1
Totals	41	60	137	162	79	20	4	1						504
% of Totals	8%	12%	27%	32%	16%	4%	1%	0%						100%

AM Volumes	20	20	41	72	31	13	2	1	0	0	0	0	0	200
% AM	4%	4%	8%	14%	6%	3%	0%	0%						40%
AM Peak Hour	7:15	7:00	7:15	7:15	7:15	7:00	4:00	11:00						7:15
Volume	8	6	14	23	18	6	1	1						75
PM Volumes	21	40	96	90	48	7	2	0	0	0	0	0	0	304
% PM	4%	8%	19%	18%	10%	1%	0%							60%
PM Peak Hour	14:30	14:15	14:30	14:15	14:15	15:30	15:00							14:15
Volume	11	8	24	18	10	4	2							68

Directional Peak Periods	AM 7-9			NOON 12-2			PM 4-6			Off Peak Volumes		
All Classes	Volume	⟷	%	Volume	⟷	%	Volume	⟷	%	Volume	⟷	%
	94	⟷	19%	61	⟷	12%	64	⟷	13%	285	⟷	57%

Street Name	Direction	Percentiles					
		15th	50th	Average	85th	95th	ADT
S Myers St	Summary	18	25	25	32	35	504

Prepared by National Data & Surveying Services

SPEED

S Myers St S/O W Oak St

Day: Thursday
Date: 2/2/2023

City: Burbank
Project #: CA23_020030_005n

North Bound

Time	< 15	15 - 19	20 - 24	25 - 29	30 - 34	35 - 39	40 - 44	45 - 49	50 - 54	55 - 59	60 - 64	65 - 69	70 +	Total
0:00 AM	0	0	0	0	0	0	0	0	0	0	0	0	0	0
1:00	0	1	1	0	0	0	0	0	0	0	0	0	0	2
2:00	0	0	0	1	0	1	0	0	0	0	0	0	0	2
3:00	0	0	0	0	0	0	0	0	0	0	0	0	0	0
4:00	0	0	1	0	0	0	0	0	0	0	0	0	0	1
5:00	0	0	0	0	1	0	0	0	0	0	0	0	0	1
6:00	0	2	1	1	0	1	0	0	0	0	0	0	0	5
7:00	4	1	6	9	12	4	1	0	0	0	0	0	0	37
8:00	1	0	2	4	2	0	0	0	0	0	0	0	0	9
9:00	1	0	1	4	0	1	0	0	0	0	0	0	0	7
10:00	1	0	4	1	2	2	0	0	0	0	0	0	0	10
11:00	3	3	5	2	4	0	0	1	0	0	0	0	0	18
12:00 PM	0	1	4	2	1	0	0	0	0	0	0	0	0	8
13:00	2	1	3	2	2	0	0	0	0	0	0	0	0	10
14:00	3	2	13	10	3	0	0	0	0	0	0	0	0	31
15:00	3	0	4	3	2	1	2	0	0	0	0	0	0	15
16:00	0	2	11	3	6	0	0	0	0	0	0	0	0	22
17:00	0	1	3	5	2	0	0	0	0	0	0	0	0	11
18:00	0	4	2	7	0	0	0	0	0	0	0	0	0	13
19:00	1	0	1	2	2	0	0	0	0	0	0	0	0	6
20:00	0	1	0	3	0	0	0	0	0	0	0	0	0	4
21:00	0	0	1	1	0	0	0	0	0	0	0	0	0	2
22:00	0	0	0	0	0	0	0	0	0	0	0	0	0	0
23:00	0	1	0	1	0	0	0	0	0	0	0	0	0	2
Totals	19	20	63	61	39	10	3	1						216
% of Totals	9%	9%	29%	28%	18%	5%	1%	0%						100%

AM Volumes	10	7	21	22	21	9	1	1	0	0	0	0	0	92
% AM	5%	3%	10%	10%	10%	4%	0%	0%						43%
AM Peak Hour	7:00	11:00	7:00	7:00	7:00	7:00	7:00	11:00						7:00
Volume	4	3	6	9	12	4	1	1						37
PM Volumes	9	13	42	39	18	1	2	0	0	0	0	0	0	124
% PM	4%	6%	19%	18%	8%	0%	1%							57%
PM Peak Hour	14:00	18:00	14:00	14:00	16:00	15:00	15:00							14:00
Volume	3	4	13	10	6	1	2							31

Directional Peak Periods	AM 7-9			NOON 12-2			PM 4-6			Off Peak Volumes		
All Speeds	Volume		%	Volume		%	Volume		%	Volume		%
	46	↔	21%	18	↔	8%	33	↔	15%	119	↔	55%

Street Name	Direction	Percentiles					
		15th	50th	Average	85th	95th	ADT
S Myers St	North Bound	18	25	25	33	37	216
S Myers St	South Bound	18	25	25	31	35	288

Prepared by National Data & Surveying Services

SPEED

S Myers St S/O W Oak St

Day: Thursday
Date: 2/2/2023

City: Burbank
Project #: CA23_020030_005s

South Bound

Time	< 15	15 - 19	20 - 24	25 - 29	30 - 34	35 - 39	40 - 44	45 - 49	50 - 54	55 - 59	60 - 64	65 - 69	70 +	Total
0:00 AM	0	0	0	0	0	0	0	0	0	0	0	0	0	0
1:00	0	0	0	0	0	0	0	0	0	0	0	0	0	0
2:00	0	0	0	0	0	0	0	0	0	0	0	0	0	0
3:00	0	0	0	0	0	0	0	0	0	0	0	0	0	0
4:00	0	0	0	0	0	0	1	0	0	0	0	0	0	1
5:00	1	1	1	2	1	0	0	0	0	0	0	0	0	6
6:00	0	0	0	6	1	0	0	0	0	0	0	0	0	7
7:00	3	5	6	10	3	2	0	0	0	0	0	0	0	29
8:00	1	0	3	10	4	1	0	0	0	0	0	0	0	19
9:00	1	2	5	9	0	0	0	0	0	0	0	0	0	17
10:00	2	4	1	7	0	0	0	0	0	0	0	0	0	14
11:00	2	1	4	6	1	1	0	0	0	0	0	0	0	15
12:00 PM	1	3	6	5	6	1	0	0	0	0	0	0	0	22
13:00	1	1	9	6	4	0	0	0	0	0	0	0	0	21
14:00	4	2	7	7	4	1	0	0	0	0	0	0	0	25
15:00	2	6	11	13	6	1	0	0	0	0	0	0	0	39
16:00	2	5	7	5	1	2	0	0	0	0	0	0	0	22
17:00	1	2	1	5	0	0	0	0	0	0	0	0	0	9
18:00	0	2	4	4	4	0	0	0	0	0	0	0	0	14
19:00	1	3	3	3	2	0	0	0	0	0	0	0	0	12
20:00	0	1	4	1	2	1	0	0	0	0	0	0	0	9
21:00	0	2	1	1	0	0	0	0	0	0	0	0	0	4
22:00	0	0	1	0	0	0	0	0	0	0	0	0	0	1
23:00	0	0	0	1	1	0	0	0	0	0	0	0	0	2
Totals	22	40	74	101	40	10	1							288
% of Totals	8%	14%	26%	35%	14%	3%	0%							100%

AM Volumes	10	13	20	50	10	4	1	0	0	0	0	0	0	108
% AM	3%	5%	7%	17%	3%	1%	0%							38%
AM Peak Hour	7:00	7:00	7:00	7:00	8:00	7:00	4:00							7:00
Volume	3	5	6	10	4	2	1							29
PM Volumes	12	27	54	51	30	6	0	0	0	0	0	0	0	180
% PM	4%	9%	19%	18%	10%	2%								63%
PM Peak Hour	14:00	15:00	15:00	15:00	12:00	16:00								15:00
Volume	4	6	11	13	6	2								39

Directional Peak Periods	AM 7-9			NOON 12-2			PM 4-6			Off Peak Volumes		
All Speeds	Volume		%	Volume		%	Volume		%	Volume		%
	48	↔	17%	43	↔	15%	31	↔	11%	166	↔	58%

Street Name	Direction	Percentiles					
		15th	50th	Average	85th	95th	ADT
S Myers St	North Bound	18	25	25	33	37	216
S Myers St	South Bound	18	25	25	31	35	288

Prepared by National Data & Surveying Services

SPEED

S Myers St S/O W Oak St

Day: Thursday
Date: 2/2/2023

City: Burbank
Project #: CA23_020030_005

Summary

Time	< 15	15 - 19	20 - 24	25 - 29	30 - 34	35 - 39	40 - 44	45 - 49	50 - 54	55 - 59	60 - 64	65 - 69	70 +	Total
0:00 AM	0	0	0	0	0	0	0	0	0	0	0	0	0	0
1:00	0	1	1	0	0	0	0	0	0	0	0	0	0	2
2:00	0	0	0	1	0	1	0	0	0	0	0	0	0	2
3:00	0	0	0	0	0	0	0	0	0	0	0	0	0	0
4:00	0	0	1	0	0	0	1	0	0	0	0	0	0	2
5:00	1	1	1	2	2	0	0	0	0	0	0	0	0	7
6:00	0	2	1	7	1	1	0	0	0	0	0	0	0	12
7:00	7	6	12	19	15	6	1	0	0	0	0	0	0	66
8:00	2	0	5	14	6	1	0	0	0	0	0	0	0	28
9:00	2	2	6	13	0	1	0	0	0	0	0	0	0	24
10:00	3	4	5	8	2	2	0	0	0	0	0	0	0	24
11:00	5	4	9	8	5	1	0	1	0	0	0	0	0	33
12:00 PM	1	4	10	7	7	1	0	0	0	0	0	0	0	30
13:00	3	2	12	8	6	0	0	0	0	0	0	0	0	31
14:00	7	4	20	17	7	1	0	0	0	0	0	0	0	56
15:00	5	6	15	16	8	2	2	0	0	0	0	0	0	54
16:00	2	7	18	8	7	2	0	0	0	0	0	0	0	44
17:00	1	3	4	10	2	0	0	0	0	0	0	0	0	20
18:00	0	6	6	11	4	0	0	0	0	0	0	0	0	27
19:00	2	3	4	5	4	0	0	0	0	0	0	0	0	18
20:00	0	2	4	4	2	1	0	0	0	0	0	0	0	13
21:00	0	2	2	2	0	0	0	0	0	0	0	0	0	6
22:00	0	0	1	0	0	0	0	0	0	0	0	0	0	1
23:00	0	1	0	2	1	0	0	0	0	0	0	0	0	4
Totals	41	60	137	162	79	20	4	1						504
% of Totals	8%	12%	27%	32%	16%	4%	1%	0%						100%

AM Volumes	20	20	41	72	31	13	2	1	0	0	0	0	0	200
% AM	4%	4%	8%	14%	6%	3%	0%	0%						40%
AM Peak Hour	7:00	7:00	7:00	7:00	7:00	7:00	4:00	11:00						7:00
Volume	7	6	12	19	15	6	1	1						66
PM Volumes	21	40	96	90	48	7	2	0	0	0	0	0	0	304
% PM	4%	8%	19%	18%	10%	1%	0%							60%
PM Peak Hour	14:00	16:00	14:00	14:00	15:00	15:00	15:00							14:00
Volume	7	7	20	17	8	2	2							56

Directional Peak Periods	AM 7-9			NOON 12-2			PM 4-6			Off Peak Volumes		
All Speeds	Volume		%	Volume		%	Volume		%	Volume		%
	94	↔	19%	61	↔	12%	64	↔	13%	285	↔	57%

Street Name	Direction	Percentiles					
		15th	50th	Average	85th	95th	ADT
S Myers St	Summary	18	25	25	32	35	504

Prepared by NDS/ATD

Prepared by National Data & Surveying Services

VOLUME

S Myers St S/O W Oak St

Day: Thursday
Date: 2/2/2023

City: Burbank
Project #: CA23_020030_005

DAILY TOTALS	NB	SB	EB	WB	Total
	216	288	0	0	504

AM Period	NB		SB		EB	WB	TOTAL		PM Period	NB		SB		EB	WB	TOTAL	
0:00	0		0		0	0			12:00	1		7		0	0	8	
0:15	0		0		0	0			12:15	3		3		0	0	6	
0:30	0		0		0	0			12:30	0		6		0	0	6	
0:45	0		0		0	0			12:45	4	8	6	22	0	0	10	30
1:00	1		0		0	0	1		13:00	4		3		0	0	7	
1:15	0		0		0	0			13:15	2		8		0	0	10	
1:30	1		0		0	0	1		13:30	0		7		0	0	7	
1:45	0	2	0		0	0		2	13:45	4	10	3	21	0	0	7	31
2:00	0		0		0	0			14:00	1		8		0	0	9	
2:15	2		0		0	0	2		14:15	5		4		0	0	9	
2:30	0		0		0	0			14:30	17		5		0	0	22	
2:45	0	2	0		0	0		2	14:45	8	31	8	25	0	0	16	56
3:00	0		0		0	0			15:00	6		15		0	0	21	
3:15	0		0		0	0			15:15	5		4		0	0	9	
3:30	0		0		0	0			15:30	1		6		0	0	7	
3:45	0		0		0	0			15:45	3	15	14	39	0	0	17	54
4:00	0		0		0	0			16:00	4		10		0	0	14	
4:15	0		0		0	0			16:15	6		7		0	0	13	
4:30	1		0		0	0	1		16:30	5		1		0	0	6	
4:45	0	1	1	1	0	0	1	2	16:45	7	22	4	22	0	0	11	44
5:00	1		1		0	0	2		17:00	3		2		0	0	5	
5:15	0		0		0	0			17:15	2		0		0	0	2	
5:30	0		3		0	0	3		17:30	6		5		0	0	11	
5:45	0	1	2	6	0	0	2	7	17:45	0	11	2	9	0	0	2	20
6:00	0		1		0	0	1		18:00	4		5		0	0	9	
6:15	3		1		0	0	4		18:15	2		2		0	0	4	
6:30	0		3		0	0	3		18:30	6		2		0	0	8	
6:45	2	5	2	7	0	0	4	12	18:45	1	13	5	14	0	0	6	27
7:00	0		2		0	0	2		19:00	2		5		0	0	7	
7:15	8		6		0	0	14		19:15	0		3		0	0	3	
7:30	10		6		0	0	16		19:30	1		1		0	0	2	
7:45	19	37	15	29	0	0	34	66	19:45	3	6	3	12	0	0	6	18
8:00	3		8		0	0	11		20:00	1		1		0	0	2	
8:15	2		2		0	0	4		20:15	0		3		0	0	3	
8:30	2		5		0	0	7		20:30	1		2		0	0	3	
8:45	2	9	4	19	0	0	6	28	20:45	2	4	3	9	0	0	5	13
9:00	2		7		0	0	9		21:00	1		1		0	0	2	
9:15	1		4		0	0	5		21:15	0		0		0	0		
9:30	3		2		0	0	5		21:30	1		2		0	0	3	
9:45	1	7	4	17	0	0	5	24	21:45	0	2	1	4	0	0	1	6
10:00	2		4		0	0	6		22:00	0		0		0	0		
10:15	1		5		0	0	6		22:15	0		1		0	0	1	
10:30	1		1		0	0	2		22:30	0		0		0	0		
10:45	6	10	4	14	0	0	10	24	22:45	0		0	1	0	0		1
11:00	1		1		0	0	2		23:00	0		0		0	0		
11:15	3		2		0	0	5		23:15	0		1		0	0	1	
11:30	6		9		0	0	15		23:30	1		1		0	0	2	
11:45	8	18	3	15	0	0	11	33	23:45	1	2	0	2	0	0	1	4
TOTALS		92		108				**200**	**TOTALS**		124		180				**304**
SPLIT %		46.0%		54.0%				**39.7%**	**SPLIT %**		40.8%		59.2%				**60.3%**

DAILY TOTALS	NB	SB	EB	WB	Total
	216	288	0	0	504

AM Peak Hour	7:15	7:15			**7:15**	**PM Peak Hour**	14:15	15:00			**14:15**
AM Pk Volume	40	35			**75**	**PM Pk Volume**	36	39			**68**
Pk Hr Factor	0.526	0.583			**0.551**	**Pk Hr Factor**	0.529	0.650			**0.773**
7 - 9 Volume	46	48	0	0	**94**	**4 - 6 Volume**	33	31	0	0	**64**
7 - 9 Peak Hour	7:15	7:15			**7:15**	**4 - 6 Peak Hour**	16:00	16:00			**16:00**
7 - 9 Pk Volume	40	35	0	0	**75**	**4 - 6 Pk Volume**	22	22	0	0	**44**
Pk Hr Factor	0.526	0.583	0.000	0.000	**0.551**	**Pk Hr Factor**	0.786	0.550	0.000	0.000	**0.786**

Prepared by NDS/ATD

Project #: CA23_020030_005 **City:** Burbank

Location: S Myers St S/O W Oak St **Date:** 2/2/2023

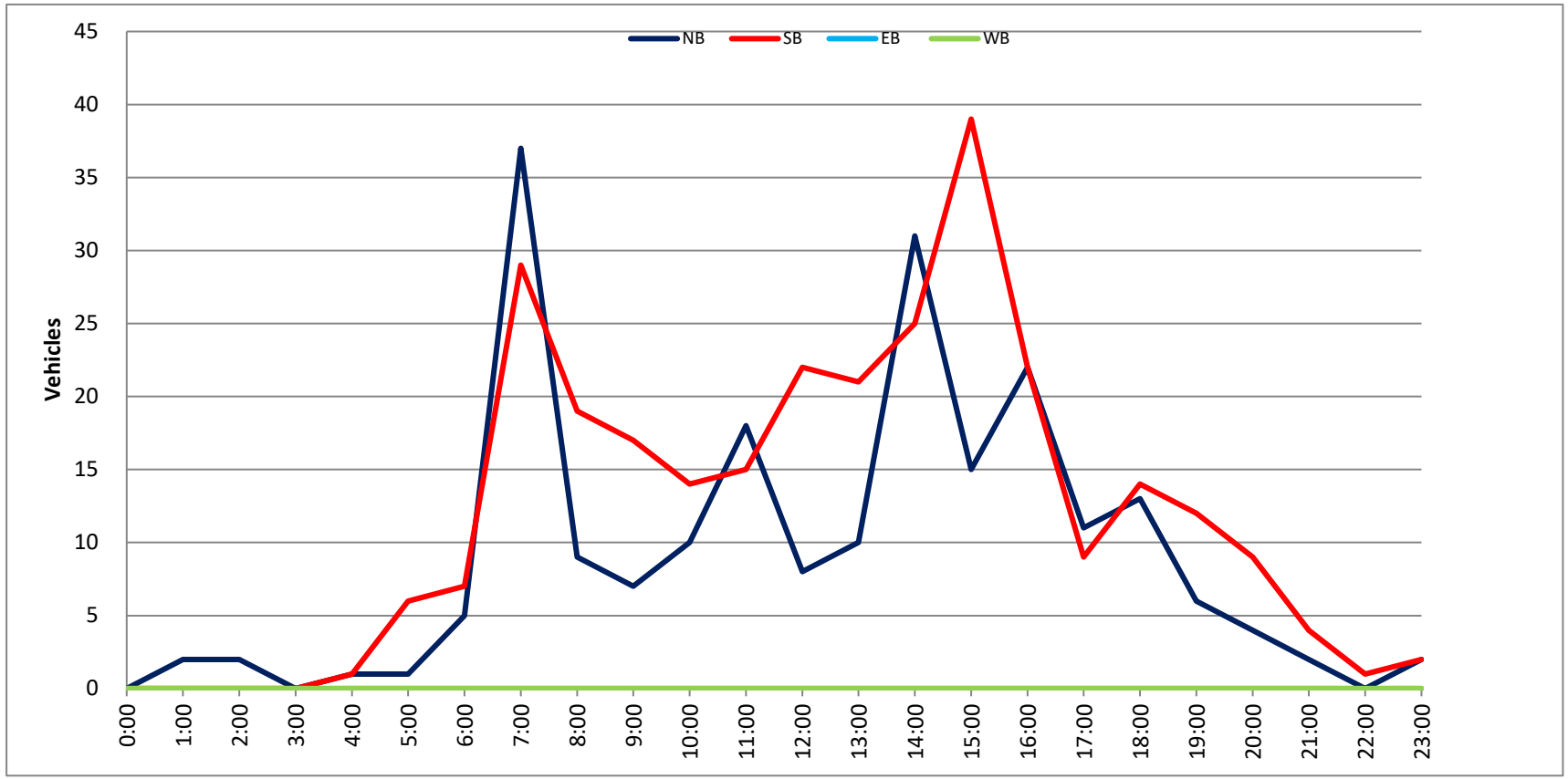

Prepared by National Data & Surveying Services

SPEED

S Keystone St S/O W Oak St

Day: Tuesday
Date: 1/31/2023

City: Burbank
Project #: CA23_020030_006n

North Bound

Time	< 15	15 - 19	20 - 24	25 - 29	30 - 34	35 - 39	40 - 44	45 - 49	50 - 54	55 - 59	60 - 64	65 - 69	70 +	Total
0:00 AM	0	0	0	0	0	0	0	0	0	0	0	0	0	0
0:15	0	0	0	0	0	0	0	0	0	0	0	0	0	0
0:30	0	0	0	0	0	0	0	0	0	0	0	0	0	0
0:45	0	0	0	0	0	0	0	0	0	0	0	0	0	0
1:00	0	0	0	0	0	0	0	0	0	0	0	0	0	0
1:15	0	0	0	0	0	0	0	0	0	0	0	0	0	0
1:30	0	0	0	0	0	0	0	0	0	0	0	0	0	0
1:45	0	0	0	0	0	0	0	0	0	0	0	0	0	0
2:00	0	0	0	0	0	0	0	0	0	0	0	0	0	0
2:15	0	0	0	0	0	0	0	0	0	0	0	0	0	0
2:30	0	0	0	0	0	0	0	0	0	0	0	0	0	0
2:45	0	0	0	0	0	0	0	0	0	0	0	0	0	0
3:00	0	0	0	0	0	0	0	0	0	0	0	0	0	0
3:15	0	0	0	0	0	0	0	0	0	0	0	0	0	0
3:30	0	0	0	0	0	0	0	0	0	0	0	0	0	0
3:45	0	0	0	0	0	0	0	0	0	0	0	0	0	0
4:00	0	1	0	0	0	0	0	0	0	0	0	0	0	1
4:15	1	0	0	0	0	0	0	0	0	0	0	0	0	1
4:30	0	0	0	0	0	0	0	0	0	0	0	0	0	0
4:45	0	0	0	0	0	0	0	0	0	0	0	0	0	0
5:00	0	0	0	0	0	0	0	0	0	0	0	0	0	0
5:15	0	0	0	0	0	0	0	0	0	0	0	0	0	0
5:30	0	1	1	0	0	0	0	0	0	0	0	0	0	2
5:45	0	0	0	0	0	0	0	0	0	0	0	0	0	0
6:00	0	0	0	0	0	0	0	0	0	0	0	0	0	0
6:15	0	0	0	0	0	0	0	0	0	0	0	0	0	0
6:30	0	0	0	0	0	0	0	0	0	0	0	0	0	0
6:45	0	0	0	0	0	0	0	0	0	0	0	0	0	0
7:00	0	0	0	0	0	0	0	0	0	0	0	0	0	0
7:15	0	0	2	1	0	0	0	0	0	0	0	0	0	3
7:30	1	2	0	0	0	0	0	0	0	0	0	0	0	3
7:45	2	3	4	2	0	0	0	0	0	0	0	0	0	11
8:00	0	3	2	0	0	0	0	0	0	0	0	0	0	5
8:15	1	1	1	0	0	0	0	0	0	0	0	0	0	3
8:30	0	1	1	0	0	0	0	0	0	0	0	0	0	2
8:45	0	4	0	0	0	0	0	0	0	0	0	0	0	4
9:00	1	2	0	1	0	0	0	0	0	0	0	0	0	4
9:15	0	3	0	0	0	0	0	0	0	0	0	0	0	3
9:30	2	3	0	0	0	0	0	0	0	0	0	0	0	5
9:45	0	3	1	1	0	0	0	0	0	0	0	0	0	5
10:00	1	2	1	1	0	0	0	0	0	0	0	0	0	5
10:15	0	0	0	0	0	0	0	0	0	0	0	0	0	0
10:30	1	1	1	0	0	0	0	0	0	0	0	0	0	3
10:45	1	3	2	1	0	0	0	0	0	0	0	0	0	7
11:00	0	2	3	0	0	0	0	0	0	0	0	0	0	5
11:15	0	1	4	0	0	0	0	0	0	0	0	0	0	5
11:30	1	1	2	0	0	0	0	0	0	0	0	0	0	4
11:45	2	6	1	0	0	0	0	0	0	0	0	0	0	9
12:00 PM	3	3	4	0	0	0	0	0	0	0	0	0	0	10
12:15	1	4	0	0	0	0	0	0	0	0	0	0	0	5
12:30	3	5	3	1	0	0	0	0	0	0	0	0	0	12
12:45	2	4	1	0	0	0	0	0	0	0	0	0	0	7
13:00	3	5	3	0	1	0	0	0	0	0	0	0	0	12
13:15	2	2	4	0	0	0	0	0	0	0	0	0	0	8
13:30	1	7	1	0	0	0	0	0	0	0	0	0	0	9
13:45	0	4	4	0	0	0	0	0	0	0	0	0	0	8
14:00	0	2	1	0	0	0	0	0	0	0	0	0	0	3
14:15	2	7	4	0	0	0	0	0	0	0	0	0	0	13
14:30	0	3	0	0	1	0	0	0	0	0	0	0	0	4
14:45	0	4	2	0	0	0	0	0	0	0	0	0	0	6
15:00	0	4	3	0	1	0	0	0	0	0	0	0	0	8
15:15	0	6	3	1	0	0	0	0	0	0	0	0	0	10
15:30	2	5	2	0	0	0	0	0	0	0	0	0	0	9
15:45	0	6	2	0	0	0	0	0	0	0	0	0	0	8
16:00	0	6	2	0	0	0	0	0	0	0	0	0	0	8
16:15	3	6	3	0	0	0	0	0	0	0	0	0	0	12
16:30	0	4	5	0	0	0	0	0	0	0	0	0	0	9
16:45	2	1	1	0	0	0	0	0	0	0	0	0	0	4
17:00	1	5	4	0	0	0	0	0	0	0	0	0	0	10
17:15	0	5	6	0	0	0	0	0	0	0	0	0	0	11
17:30	1	2	3	0	0	0	0	0	0	0	0	0	0	6
17:45	2	4	1	1	0	0	0	0	0	0	0	0	0	8
18:00	0	2	1	0	0	0	0	0	0	0	0	0	0	3
18:15	1	4	3	1	0	0	0	0	0	0	0	0	0	9
18:30	3	5	1	0	0	0	0	0	0	0	0	0	0	9
18:45	0	1	0	1	0	0	0	0	0	0	0	0	0	2
19:00	1	2	1	1	0	0	0	0	0	0	0	0	0	5
19:15	0	3	1	0	0	0	0	0	0	0	0	0	0	4
19:30	1	2	4	2	0	0	0	0	0	0	0	0	0	9
19:45	1	0	2	0	0	0	0	0	0	0	0	0	0	3
20:00	1	1	1	1	0	0	0	0	0	0	0	0	0	4
20:15	0	3	0	0	0	0	0	0	0	0	0	0	0	3
20:30	0	1	0	0	0	0	0	0	0	0	0	0	0	1
20:45	1	1	1	0	0	0	0	0	0	0	0	0	0	3
21:00	1	3	1	0	0	0	0	0	0	0	0	0	0	5
21:15	0	1	2	0	0	0	0	0	0	0	0	0	0	3
21:30	0	1	1	0	0	0	0	0	0	0	0	0	0	2
21:45	0	0	0	0	0	0	0	0	0	0	0	0	0	0
22:00	0	1	1	0	0	0	0	0	0	0	0	0	0	2
22:15	0	0	1	0	0	0	0	0	0	0	0	0	0	1
22:30	0	0	0	0	0	0	0	0	0	0	0	0	0	0
22:45	1	0	0	0	0	0	0	0	0	0	0	0	0	1
23:00	0	0	0	1	0	0	0	0	0	0	0	0	0	1
23:15	0	0	2	0	0	0	0	0	0	0	0	0	0	2
23:30	0	0	0	0	0	0	0	0	0	0	0	0	0	0
23:45	0	0	0	0	0	0	0	0	0	0	0	0	0	0
Totals	53	178	111	17	3									362
% of Totals	15%	49%	31%	5%	1%									100%

AM Volumes	14	43	26	7	0	0	0	0	0	0	0	0	0	90
% AM	4%	12%	7%	2%										25%
AM Peak Hour	11:45	11:45	10:45	7:00										11:45
Volume	9	18	11	3										36
PM Volumes	39	135	85	10	3	0	0	0	0	0	0	0	0	272
% PM	11%	37%	23%	3%	1%									75%
PM Peak Hour	12:30	15:15	16:30	18:45	14:15									12:30
Volume	10	23	16	4	2									39

Directional Peak Periods	AM 7-9			NOON 12-2			PM 4-6			Off Peak Volumes		
All Classes	Volume	⟷	%	Volume	⟷	%	Volume	⟷	%	Volume	⟷	%
	31		9%	71		20%	68		19%	192		53%

Street Name	Direction	Percentiles					
		15th	50th	Average	85th	95th	ADT
S Keystone St	North Bound	15	19	19	23	26	362
S Keystone St	South Bound	15	20	19	24	27	391

Prepared by National Data & Surveying Services

SPEED

S Keystone St S/O W Oak St

Day: Tuesday
Date: 1/31/2023

City: Burbank
Project #: CA23_020030_006s

South Bound

Time	< 15	15 - 19	20 - 24	25 - 29	30 - 34	35 - 39	40 - 44	45 - 49	50 - 54	55 - 59	60 - 64	65 - 69	70 +	Total
0:00 AM	0	0	0	0	0	0	0	0	0	0	0	0	0	0
0:15	0	0	0	0	0	0	0	0	0	0	0	0	0	0
0:30	0	0	0	0	0	0	0	0	0	0	0	0	0	0
0:45	0	0	1	0	0	0	0	0	0	0	0	0	0	1
1:00	0	0	0	0	0	0	0	0	0	0	0	0	0	0
1:15	0	0	0	0	0	0	0	0	0	0	0	0	0	0
1:30	0	0	0	0	0	0	0	0	0	0	0	0	0	0
1:45	0	0	0	0	0	0	0	0	0	0	0	0	0	0
2:00	0	0	0	0	0	0	0	0	0	0	0	0	0	0
2:15	0	0	0	0	0	0	0	0	0	0	0	0	0	0
2:30	0	0	0	0	0	0	0	0	0	0	0	0	0	0
2:45	0	0	0	0	0	0	0	0	0	0	0	0	0	0
3:00	0	0	0	0	0	0	0	0	0	0	0	0	0	0
3:15	0	0	0	0	0	0	0	0	0	0	0	0	0	0
3:30	0	0	0	0	0	0	0	0	0	0	0	0	0	0
3:45	0	0	0	0	0	0	0	0	0	0	0	0	0	0
4:00	0	0	0	0	0	0	0	0	0	0	0	0	0	0
4:15	0	0	0	0	0	0	0	0	0	0	0	0	0	0
4:30	0	0	1	0	0	0	0	0	0	0	0	0	0	1
4:45	0	0	0	0	0	0	0	0	0	0	0	0	0	0
5:00	0	0	0	0	0	0	0	0	0	0	0	0	0	0
5:15	0	0	1	0	0	0	0	0	0	0	0	0	0	1
5:30	0	0	0	0	0	0	0	0	0	0	0	0	0	0
5:45	1	0	0	0	0	0	0	0	0	0	0	0	0	1
6:00	0	1	0	0	0	0	0	0	0	0	0	0	0	1
6:15	0	0	0	0	0	0	0	0	0	0	0	0	0	0
6:30	1	0	0	0	0	0	0	0	0	0	0	0	0	1
6:45	0	2	0	0	0	0	0	0	0	0	0	0	0	2
7:00	1	2	2	1	0	0	0	0	0	0	0	0	0	6
7:15	1	0	1	0	0	0	0	0	0	0	0	0	0	2
7:30	0	5	4	1	0	0	0	0	0	0	0	0	0	10
7:45	2	10	6	0	0	0	0	0	0	0	0	0	0	18
8:00	1	2	3	0	0	0	0	0	0	0	0	0	0	6
8:15	2	7	5	2	0	0	0	0	0	0	0	0	0	16
8:30	1	1	8	1	0	0	0	0	0	0	0	0	0	11
8:45	2	3	4	2	0	0	0	0	0	0	0	0	0	11
9:00	0	2	2	0	0	0	0	0	0	0	0	0	0	4
9:15	0	3	4	1	0	0	0	0	0	0	0	0	0	8
9:30	0	3	1	0	0	0	0	0	0	0	0	0	0	4
9:45	0	4	3	1	0	0	0	0	0	0	0	0	0	8
10:00	1	3	2	0	0	0	0	0	0	0	0	0	0	6
10:15	0	1	2	2	0	0	0	0	0	0	0	0	0	5
10:30	2	2	2	0	0	0	0	0	0	0	0	0	0	6
10:45	2	1	2	0	0	0	0	0	0	0	0	0	0	5
11:00	0	2	1	0	0	0	0	0	0	0	0	0	0	3
11:15	2	1	1	1	0	0	0	0	0	0	0	0	0	5
11:30	1	1	3	0	1	0	0	0	0	0	0	0	0	6
11:45	0	2	4	1	0	0	0	0	0	0	0	0	0	7
12:00 PM	1	5	4	0	1	0	0	0	0	0	0	0	0	11
12:15	2	4	2	0	0	0	0	0	0	0	0	0	0	8
12:30	0	3	4	0	0	0	0	0	0	0	0	0	0	7
12:45	1	1	6	1	1	0	0	0	0	0	0	0	0	10
13:00	1	0	1	2	0	0	0	0	0	0	0	0	0	4
13:15	1	1	5	0	0	0	0	0	0	0	0	0	0	7
13:30	2	2	9	2	0	0	0	0	0	0	0	0	0	15
13:45	3	6	3	0	0	0	0	0	0	0	0	0	0	12
14:00	1	1	3	3	0	0	0	0	0	0	0	0	0	8
14:15	1	1	2	0	0	0	0	0	0	0	0	0	0	4
14:30	1	2	3	0	0	0	0	0	0	0	0	0	0	6
14:45	0	2	2	0	0	0	0	0	0	0	0	0	0	4
15:00	0	3	1	0	0	0	0	0	0	0	0	0	0	4
15:15	0	3	2	0	0	0	0	0	0	0	0	0	0	5
15:30	0	3	5	0	0	0	0	0	0	0	0	0	0	8
15:45	1	3	4	0	1	0	0	0	0	0	0	0	0	9
16:00	2	6	5	1	0	0	0	0	0	0	0	0	0	14
16:15	6	3	2	0	0	0	0	0	0	0	0	0	0	11
16:30	2	2	4	0	0	0	0	0	0	0	0	0	0	8
16:45	1	6	2	0	0	0	0	0	0	0	0	0	0	9
17:00	1	3	2	0	0	0	0	0	0	0	0	0	0	6
17:15	1	1	4	0	0	0	0	0	0	0	0	0	0	6
17:30	0	3	0	0	0	0	0	0	0	0	0	0	0	3
17:45	1	3	3	0	0	0	0	0	0	0	0	0	0	7
18:00	0	5	3	0	0	0	0	0	0	0	0	0	0	8
18:15	0	1	2	0	0	0	0	0	0	0	0	0	0	3
18:30	1	3	1	0	0	0	0	0	0	0	0	0	0	5
18:45	1	0	2	1	0	0	0	0	0	0	0	0	0	4
19:00	3	1	1	1	0	0	0	0	0	0	0	0	0	6
19:15	2	0	0	0	0	0	0	0	0	0	0	0	0	2
19:30	2	0	0	1	0	0	0	0	0	0	0	0	0	3
19:45	0	2	0	0	0	0	0	0	0	0	0	0	0	2
20:00	0	1	1	1	0	0	0	0	0	0	0	0	0	3
20:15	0	1	0	0	0	0	0	0	0	0	0	0	0	1
20:30	1	0	1	0	1	0	0	0	0	0	0	0	0	3
20:45	0	1	1	0	0	0	0	0	0	0	0	0	0	2
21:00	0	0	1	1	0	0	0	0	0	0	0	0	0	2
21:15	1	1	0	0	0	0	0	0	0	0	0	0	0	2
21:30	0	0	0	0	0	0	0	0	0	0	0	0	0	0
21:45	0	0	1	0	0	0	0	0	0	0	0	0	0	1
22:00	0	0	0	0	0	0	0	0	0	0	0	0	0	0
22:15	0	0	0	0	0	0	0	0	0	0	0	0	0	0
22:30	0	0	1	0	0	0	0	0	0	0	0	0	0	1
22:45	0	0	0	0	0	0	0	0	0	0	0	0	0	0
23:00	0	0	1	0	0	0	0	0	0	0	0	0	0	1
23:15	0	0	0	0	0	0	0	0	0	0	0	0	0	0
23:30	0	0	0	0	0	0	0	0	0	0	0	0	0	0
23:45	0	0	1	0	0	0	0	0	0	0	0	0	0	1
Totals	**60**	**141**	**153**	**27**	**5**									**391**
% of Totals	15%	36%	40%	7%	1%									100%

AM Volumes	20	58	63	13	1	0	0	0	0	0	0	0	0	155
% AM	5%	15%	16%	3%	0%									40%
AM Peak Hour	7:45	7:30	7:45	8:00	11:15									7:45
Volume	6	24	22	5	2									51
PM Volumes	40	83	90	14	4	0	0	0	0	0	0	0	0	236
% PM	10%	21%	24%	4%	1%									60%
PM Peak Hour	15:45	16:00	12:45	12:45	12:00									13:15
Volume	11	17	21	5	2									42

Directional Peak Periods	**AM 7-9**			**NOON 12-2**			**PM 4-6**			**Off Peak Volumes**		
All Classes	Volume	⟷	%	Volume	⟷	%	Volume	⟷	%	Volume	⟷	%
	80		20%	74		19%	64		16%	173		44%

Street Name	Direction	Percentiles					
		15th	50th	Average	85th	95th	ADT
S Keystone St	North Bound	15	19	19	23	26	362
S Keystone St	South Bound	15	20	19	24	27	391

Prepared by National Data & Surveying Services

SPEED

S Keystone St S/O W Oak St

Day: Tuesday
Date: 1/31/2023

City: Burbank
Project #: CA23_020030_006

Summary

Time	< 15	15 - 19	20 - 24	25 - 29	30 - 34	35 - 39	40 - 44	45 - 49	50 - 54	55 - 59	60 - 64	65 - 69	70 +	Total
0:00 AM	0	0	0	0	0	0	0	0	0	0	0	0	0	0
0:15	0	0	0	0	0	0	0	0	0	0	0	0	0	0
0:30	0	0	0	0	0	0	0	0	0	0	0	0	0	0
0:45	0	0	1	0	0	0	0	0	0	0	0	0	0	1
1:00	0	0	0	0	0	0	0	0	0	0	0	0	0	0
1:15	0	0	0	0	0	0	0	0	0	0	0	0	0	0
1:30	0	0	0	0	0	0	0	0	0	0	0	0	0	0
1:45	0	0	0	0	0	0	0	0	0	0	0	0	0	0
2:00	0	0	0	0	0	0	0	0	0	0	0	0	0	0
2:15	0	0	0	0	0	0	0	0	0	0	0	0	0	0
2:30	0	0	0	0	0	0	0	0	0	0	0	0	0	0
2:45	0	0	0	0	0	0	0	0	0	0	0	0	0	0
3:00	0	0	0	0	0	0	0	0	0	0	0	0	0	0
3:15	0	0	0	0	0	0	0	0	0	0	0	0	0	0
3:30	0	0	0	0	0	0	0	0	0	0	0	0	0	0
3:45	0	0	0	0	0	0	0	0	0	0	0	0	0	0
4:00	0	1	0	0	0	0	0	0	0	0	0	0	0	1
4:15	1	0	0	0	0	0	0	0	0	0	0	0	0	1
4:30	0	0	1	0	0	0	0	0	0	0	0	0	0	1
4:45	0	0	0	0	0	0	0	0	0	0	0	0	0	0
5:00	0	0	0	0	0	0	0	0	0	0	0	0	0	0
5:15	0	0	1	0	0	0	0	0	0	0	0	0	0	1
5:30	0	1	1	0	0	0	0	0	0	0	0	0	0	2
5:45	1	0	0	0	0	0	0	0	0	0	0	0	0	1
6:00	0	1	0	0	0	0	0	0	0	0	0	0	0	1
6:15	0	0	0	0	0	0	0	0	0	0	0	0	0	0
6:30	1	0	0	0	0	0	0	0	0	0	0	0	0	1
6:45	0	2	0	0	0	0	0	0	0	0	0	0	0	2
7:00	1	2	2	1	0	0	0	0	0	0	0	0	0	6
7:15	1	0	3	1	0	0	0	0	0	0	0	0	0	5
7:30	1	7	4	1	0	0	0	0	0	0	0	0	0	13
7:45	4	13	10	2	0	0	0	0	0	0	0	0	0	29
8:00	1	5	5	0	0	0	0	0	0	0	0	0	0	11
8:15	3	8	6	2	0	0	0	0	0	0	0	0	0	19
8:30	1	2	9	1	0	0	0	0	0	0	0	0	0	13
8:45	2	7	4	2	0	0	0	0	0	0	0	0	0	15
9:00	1	4	2	1	0	0	0	0	0	0	0	0	0	8
9:15	0	6	4	1	0	0	0	0	0	0	0	0	0	11
9:30	2	6	1	0	0	0	0	0	0	0	0	0	0	9
9:45	0	7	4	2	0	0	0	0	0	0	0	0	0	13
10:00	2	5	3	1	0	0	0	0	0	0	0	0	0	11
10:15	0	1	2	2	0	0	0	0	0	0	0	0	0	5
10:30	3	3	3	0	0	0	0	0	0	0	0	0	0	9
10:45	3	4	4	1	0	0	0	0	0	0	0	0	0	12
11:00	0	4	4	0	0	0	0	0	0	0	0	0	0	8
11:15	2	2	5	1	0	0	0	0	0	0	0	0	0	10
11:30	2	2	5	0	1	0	0	0	0	0	0	0	0	10
11:45	2	8	5	1	0	0	0	0	0	0	0	0	0	16
12:00 PM	4	8	8	0	1	0	0	0	0	0	0	0	0	21
12:15	3	8	2	0	0	0	0	0	0	0	0	0	0	13
12:30	3	8	7	1	0	0	0	0	0	0	0	0	0	19
12:45	3	5	7	1	1	0	0	0	0	0	0	0	0	17
13:00	4	5	4	2	1	0	0	0	0	0	0	0	0	16
13:15	3	3	9	0	0	0	0	0	0	0	0	0	0	15
13:30	3	9	10	2	0	0	0	0	0	0	0	0	0	24
13:45	3	10	7	0	0	0	0	0	0	0	0	0	0	20
14:00	1	3	4	3	0	0	0	0	0	0	0	0	0	11
14:15	3	8	6	0	0	0	0	0	0	0	0	0	0	17
14:30	1	5	3	0	1	0	0	0	0	0	0	0	0	10
14:45	0	6	4	0	0	0	0	0	0	0	0	0	0	10
15:00	0	7	4	0	1	0	0	0	0	0	0	0	0	12
15:15	0	9	5	1	0	0	0	0	0	0	0	0	0	15
15:30	2	8	7	0	0	0	0	0	0	0	0	0	0	17
15:45	1	9	6	0	1	0	0	0	0	0	0	0	0	17
16:00	2	12	7	1	0	0	0	0	0	0	0	0	0	22
16:15	9	9	5	0	0	0	0	0	0	0	0	0	0	23
16:30	2	6	9	0	0	0	0	0	0	0	0	0	0	17
16:45	3	7	3	0	0	0	0	0	0	0	0	0	0	13
17:00	2	8	6	0	0	0	0	0	0	0	0	0	0	16
17:15	1	6	10	0	0	0	0	0	0	0	0	0	0	17
17:30	1	5	3	0	0	0	0	0	0	0	0	0	0	9
17:45	3	7	4	1	0	0	0	0	0	0	0	0	0	15
18:00	0	7	4	0	0	0	0	0	0	0	0	0	0	11
18:15	1	5	5	1	0	0	0	0	0	0	0	0	0	12
18:30	4	8	2	0	0	0	0	0	0	0	0	0	0	14
18:45	1	1	2	2	0	0	0	0	0	0	0	0	0	6
19:00	4	3	2	2	0	0	0	0	0	0	0	0	0	11
19:15	2	3	1	0	0	0	0	0	0	0	0	0	0	6
19:30	3	2	4	3	0	0	0	0	0	0	0	0	0	12
19:45	1	2	2	0	0	0	0	0	0	0	0	0	0	5
20:00	1	2	2	2	0	0	0	0	0	0	0	0	0	7
20:15	0	4	0	0	0	0	0	0	0	0	0	0	0	4
20:30	1	1	1	0	1	0	0	0	0	0	0	0	0	4
20:45	1	2	2	0	0	0	0	0	0	0	0	0	0	5
21:00	1	3	2	1	0	0	0	0	0	0	0	0	0	7
21:15	1	2	2	0	0	0	0	0	0	0	0	0	0	5
21:30	0	1	1	0	0	0	0	0	0	0	0	0	0	2
21:45	0	0	1	0	0	0	0	0	0	0	0	0	0	1
22:00	0	1	1	0	0	0	0	0	0	0	0	0	0	2
22:15	0	0	1	0	0	0	0	0	0	0	0	0	0	1
22:30	0	0	1	0	0	0	0	0	0	0	0	0	0	1
22:45	1	0	0	0	0	0	0	0	0	0	0	0	0	1
23:00	0	0	1	1	0	0	0	0	0	0	0	0	0	2
23:15	0	0	2	0	0	0	0	0	0	0	0	0	0	2
23:30	0	0	0	0	0	0	0	0	0	0	0	0	0	0
23:45	0	0	1	0	0	0	0	0	0	0	0	0	0	1
Totals	113	319	269	44	8									753
% of Totals	15%	42%	36%	6%	1%									100%

AM Volumes	34	101	89	20	1	0	0	0	0	0	0	0	0	245
% AM	5%	13%	12%	3%	0%									33%
AM Peak Hour	11:45	7:30	7:45	8:15	11:15									7:30
Volume	12	33	30	6	2									72
PM Volumes	79	218	180	24	7	0	0	0	0	0	0	0	0	508
% PM	10%	29%	24%	3%	1%									67%
PM Peak Hour	16:00	15:15	12:45	18:45	12:00									15:30
Volume	16	38	30	7	2									79

Directional Peak Periods	AM 7-9			NOON 12-2			PM 4-6			Off Peak Volumes		
All Classes	Volume	⟷	%	Volume	⟷	%	Volume	⟷	%	Volume	⟷	%
	111		15%	145		19%	132		18%	365		48%

Street Name	Direction	Percentiles					
		15th	50th	Average	85th	95th	ADT
S Keystone St	Summary	15	19	19	24	27	753

Prepared by National Data & Surveying Services

SPEED

S Keystone St S/O W Oak St

Day: Tuesday
Date: 1/31/2023

City: Burbank
Project #: CA23_020030_006n

North Bound

Time	< 15	15 - 19	20 - 24	25 - 29	30 - 34	35 - 39	40 - 44	45 - 49	50 - 54	55 - 59	60 - 64	65 - 69	70 +	Total
0:00 AM	0	0	0	0	0	0	0	0	0	0	0	0	0	0
1:00	0	0	0	0	0	0	0	0	0	0	0	0	0	0
2:00	0	0	0	0	0	0	0	0	0	0	0	0	0	0
3:00	0	0	0	0	0	0	0	0	0	0	0	0	0	0
4:00	1	1	0	0	0	0	0	0	0	0	0	0	0	2
5:00	0	1	1	0	0	0	0	0	0	0	0	0	0	2
6:00	0	0	0	0	0	0	0	0	0	0	0	0	0	0
7:00	3	5	6	3	0	0	0	0	0	0	0	0	0	17
8:00	1	9	4	0	0	0	0	0	0	0	0	0	0	14
9:00	3	11	1	2	0	0	0	0	0	0	0	0	0	17
10:00	3	6	4	2	0	0	0	0	0	0	0	0	0	15
11:00	3	10	10	0	0	0	0	0	0	0	0	0	0	23
12:00 PM	9	16	8	1	0	0	0	0	0	0	0	0	0	34
13:00	6	18	12	0	1	0	0	0	0	0	0	0	0	37
14:00	2	16	7	0	1	0	0	0	0	0	0	0	0	26
15:00	2	21	10	1	1	0	0	0	0	0	0	0	0	35
16:00	5	17	11	0	0	0	0	0	0	0	0	0	0	33
17:00	4	16	14	1	0	0	0	0	0	0	0	0	0	35
18:00	4	12	5	2	0	0	0	0	0	0	0	0	0	23
19:00	3	7	8	3	0	0	0	0	0	0	0	0	0	21
20:00	2	6	2	1	0	0	0	0	0	0	0	0	0	11
21:00	1	5	4	0	0	0	0	0	0	0	0	0	0	10
22:00	1	1	2	0	0	0	0	0	0	0	0	0	0	4
23:00	0	0	2	1	0	0	0	0	0	0	0	0	0	3
Totals	53	178	111	17	3									362
% of Totals	15%	49%	31%	5%	1%									100%

AM Volumes	14	43	26	7	0	0	0	0	0	0	0	0	0	90
% AM	4%	12%	7%	2%										25%
AM Peak Hour	7:00	9:00	11:00	7:00										11:00
Volume	3	11	10	3										23
PM Volumes	39	135	85	10	3	0	0	0	0	0	0	0	0	272
% PM	11%	37%	23%	3%	1%									75%
PM Peak Hour	12:00	15:00	17:00	19:00	13:00									13:00
Volume	9	21	14	3	1									37

Directional Peak Periods	AM 7-9			NOON 12-2			PM 4-6			Off Peak Volumes		
All Speeds	Volume		%	Volume		%	Volume		%	Volume		%
	31	↔	9%	71	↔	20%	68	↔	19%	192	↔	53%

Street Name	Direction	Percentiles					
		15th	50th	Average	85th	95th	ADT
S Keystone St	North Bound	15	19	19	23	26	362
S Keystone St	South Bound	15	20	19	24	27	391

Prepared by National Data & Surveying Services

SPEED

S Keystone St S/O W Oak St

Day: Tuesday
Date: 1/31/2023

City: Burbank
Project #: CA23_020030_006s

South Bound

Time	< 15	15 - 19	20 - 24	25 - 29	30 - 34	35 - 39	40 - 44	45 - 49	50 - 54	55 - 59	60 - 64	65 - 69	70 +	Total
0:00 AM	0	0	1	0	0	0	0	0	0	0	0	0	0	1
1:00	0	0	0	0	0	0	0	0	0	0	0	0	0	0
2:00	0	0	0	0	0	0	0	0	0	0	0	0	0	0
3:00	0	0	0	0	0	0	0	0	0	0	0	0	0	0
4:00	0	0	1	0	0	0	0	0	0	0	0	0	0	1
5:00	1	0	1	0	0	0	0	0	0	0	0	0	0	2
6:00	1	3	0	0	0	0	0	0	0	0	0	0	0	4
7:00	4	17	13	2	0	0	0	0	0	0	0	0	0	36
8:00	6	13	20	5	0	0	0	0	0	0	0	0	0	44
9:00	0	12	10	2	0	0	0	0	0	0	0	0	0	24
10:00	5	7	8	2	0	0	0	0	0	0	0	0	0	22
11:00	3	6	9	2	1	0	0	0	0	0	0	0	0	21
12:00 PM	4	13	16	1	2	0	0	0	0	0	0	0	0	36
13:00	7	9	18	4	0	0	0	0	0	0	0	0	0	38
14:00	3	6	10	3	0	0	0	0	0	0	0	0	0	22
15:00	1	12	12	0	1	0	0	0	0	0	0	0	0	26
16:00	11	17	13	1	0	0	0	0	0	0	0	0	0	42
17:00	3	10	9	0	0	0	0	0	0	0	0	0	0	22
18:00	2	9	8	1	0	0	0	0	0	0	0	0	0	20
19:00	7	3	1	2	0	0	0	0	0	0	0	0	0	13
20:00	1	3	3	1	1	0	0	0	0	0	0	0	0	9
21:00	1	1	2	1	0	0	0	0	0	0	0	0	0	5
22:00	0	0	1	0	0	0	0	0	0	0	0	0	0	1
23:00	0	0	2	0	0	0	0	0	0	0	0	0	0	2
Totals	60	141	158	27	5									391
% of Totals	15%	36%	40%	7%	1%									100%

AM Volumes	20	58	63	13	1	0	0	0	0	0	0	0	0	155
% AM	5%	15%	16%	3%	0%									40%
AM Peak Hour	8:00	7:00	8:00	8:00	11:00									8:00
Volume	6	17	20	5	1									44
PM Volumes	40	83	95	14	4	0	0	0	0	0	0	0	0	236
% PM	10%	21%	24%	4%	1%									60%
PM Peak Hour	16:00	16:00	13:00	13:00	12:00									16:00
Volume	11	17	18	4	2									42

Directional Peak Periods	AM 7-9			NOON 12-2			PM 4-6			Off Peak Volumes		
All Speeds	Volume	↔	%	Volume	↔	%	Volume	↔	%	Volume	↔	%
	80		20%	74		19%	64		16%	173		44%

Street Name	Direction	Percentiles					
		15th	50th	Average	85th	95th	ADT
S Keystone St	North Bound	15	19	19	23	26	362
S Keystone St	South Bound	15	20	19	24	27	391

Prepared by National Data & Surveying Services

SPEED

S Keystone St S/O W Oak St

Day: Tuesday
Date: 1/31/2023

City: Burbank
Project #: CA23_020030_006

Summary

Time	< 15	15 - 19	20 - 24	25 - 29	30 - 34	35 - 39	40 - 44	45 - 49	50 - 54	55 - 59	60 - 64	65 - 69	70 +	Total
0:00 AM	0	0	1	0	0	0	0	0	0	0	0	0	0	1
1:00	0	0	0	0	0	0	0	0	0	0	0	0	0	0
2:00	0	0	0	0	0	0	0	0	0	0	0	0	0	0
3:00	0	0	0	0	0	0	0	0	0	0	0	0	0	0
4:00	1	1	1	0	0	0	0	0	0	0	0	0	0	3
5:00	1	1	2	0	0	0	0	0	0	0	0	0	0	4
6:00	1	3	0	0	0	0	0	0	0	0	0	0	0	4
7:00	7	22	19	5	0	0	0	0	0	0	0	0	0	53
8:00	7	22	24	5	0	0	0	0	0	0	0	0	0	58
9:00	3	23	11	4	0	0	0	0	0	0	0	0	0	41
10:00	8	13	12	4	0	0	0	0	0	0	0	0	0	37
11:00	6	16	19	2	1	0	0	0	0	0	0	0	0	44
12:00 PM	13	29	24	2	2	0	0	0	0	0	0	0	0	70
13:00	13	27	30	4	1	0	0	0	0	0	0	0	0	75
14:00	5	22	17	3	1	0	0	0	0	0	0	0	0	48
15:00	3	33	22	1	2	0	0	0	0	0	0	0	0	61
16:00	16	34	24	1	0	0	0	0	0	0	0	0	0	75
17:00	7	26	23	1	0	0	0	0	0	0	0	0	0	57
18:00	6	21	13	3	0	0	0	0	0	0	0	0	0	43
19:00	10	10	9	5	0	0	0	0	0	0	0	0	0	34
20:00	3	9	5	2	1	0	0	0	0	0	0	0	0	20
21:00	2	6	6	1	0	0	0	0	0	0	0	0	0	15
22:00	1	1	3	0	0	0	0	0	0	0	0	0	0	5
23:00	0	0	4	1	0	0	0	0	0	0	0	0	0	5
Totals	113	319	269	44	8									753
% of Totals	15%	42%	36%	6%	1%									100%

AM Volumes	34	101	89	20	1	0	0	0	0	0	0	0	0	245
% AM	5%	13%	12%	3%	0%									33%
AM Peak Hour	10:00	9:00	8:00	7:00	11:00									8:00
Volume	8	23	24	5	1									58
PM Volumes	79	218	180	24	7	0	0	0	0	0	0	0	0	508
% PM	10%	29%	24%	3%	1%									67%
PM Peak Hour	16:00	16:00	13:00	19:00	12:00									13:00
Volume	16	34	30	5	2									75

Directional Peak Periods	AM 7-9			NOON 12-2			PM 4-6			Off Peak Volumes		
All Speeds	Volume		%	Volume		%	Volume		%	Volume		%
	111	↔	15%	145	↔	19%	132	↔	18%	365	↔	48%

Street Name	Direction	Percentiles					
		15th	50th	Average	85th	95th	ADT
S Keystone St	Summary	15	19	19	24	27	753

Prepared by NDS/ATD

Prepared by National Data & Surveying Services

VOLUME

S Keystone St S/O W Oak St

Day: Tuesday
Date: 1/31/2023

City: Burbank
Project #: CA23_020030_006

DAILY TOTALS	NB	SB	EB	WB	Total
	362	391	0	0	753

AM Period	NB		SB		EB	WB	TOTAL		PM Period	NB		SB		EB	WB	TOTAL	
0:00	0		0		0	0			12:00	10		11		0	0	21	
0:15	0		0		0	0			12:15	5		8		0	0	13	
0:30	0		0		0	0			12:30	12		7		0	0	19	
0:45	0		1	1	0	0	1	1	12:45	7	34	10	36	0	0	17	70
1:00	0		0		0	0			13:00	12		4		0	0	16	
1:15	0		0		0	0			13:15	8		7		0	0	15	
1:30	0		0		0	0			13:30	9		15		0	0	24	
1:45	0		0		0	0			13:45	8	37	12	38	0	0	20	75
2:00	0		0		0	0			14:00	3		8		0	0	11	
2:15	0		0		0	0			14:15	13		4		0	0	17	
2:30	0		0		0	0			14:30	4		6		0	0	10	
2:45	0		0		0	0			14:45	6	26	4	22	0	0	10	48
3:00	0		0		0	0			15:00	8		4		0	0	12	
3:15	0		0		0	0			15:15	10		5		0	0	15	
3:30	0		0		0	0			15:30	9		8		0	0	17	
3:45	0		0		0	0			15:45	8	35	9	26	0	0	17	61
4:00	1		0		0	0	1		16:00	8		14		0	0	22	
4:15	1		0		0	0	1		16:15	12		11		0	0	23	
4:30	0		1		0	0	1		16:30	9		8		0	0	17	
4:45	0	2	0	1	0	0		3	16:45	4	33	9	42	0	0	13	75
5:00	0		0		0	0			17:00	10		6		0	0	16	
5:15	0		1		0	0	1		17:15	11		6		0	0	17	
5:30	2		0		0	0	2		17:30	6		3		0	0	9	
5:45	0	2	1	2	0	0	1	4	17:45	8	35	7	22	0	0	15	57
6:00	0		1		0	0	1		18:00	3		8		0	0	11	
6:15	0		0		0	0			18:15	9		3		0	0	12	
6:30	0		1		0	0	1		18:30	9		5		0	0	14	
6:45	0		2	4	0	0	2	4	18:45	2	23	4	20	0	0	6	43
7:00	0		6		0	0	6		19:00	5		6		0	0	11	
7:15	3		2		0	0	5		19:15	4		2		0	0	6	
7:30	3		10		0	0	13		19:30	9		3		0	0	12	
7:45	11	17	18	36	0	0	29	53	19:45	3	21	2	13	0	0	5	34
8:00	5		6		0	0	11		20:00	4		3		0	0	7	
8:15	3		16		0	0	19		20:15	3		1		0	0	4	
8:30	2		11		0	0	13		20:30	1		3		0	0	4	
8:45	4	14	11	44	0	0	15	58	20:45	3	11	2	9	0	0	5	20
9:00	4		4		0	0	8		21:00	5		2		0	0	7	
9:15	3		8		0	0	11		21:15	3		2		0	0	5	
9:30	5		4		0	0	9		21:30	2		0		0	0	2	
9:45	5	17	8	24	0	0	13	41	21:45	0	10	1	5	0	0	1	15
10:00	5		6		0	0	11		22:00	2		0		0	0	2	
10:15	0		5		0	0	5		22:15	1		0		0	0	1	
10:30	3		6		0	0	9		22:30	0		1		0	0	1	
10:45	7	15	5	22	0	0	12	37	22:45	1	4	0	1	0	0	1	5
11:00	5		3		0	0	8		23:00	1		1		0	0	2	
11:15	5		5		0	0	10		23:15	2		0		0	0	2	
11:30	4		6		0	0	10		23:30	0		0		0	0		
11:45	9	23	7	21	0	0	16	44	23:45	0	3	1	2	0	0	1	5
TOTALS		90		155				245	TOTALS		272		236				508
SPLIT %		36.7%		63.3%				32.5%	SPLIT %		53.5%		46.5%				67.5%

DAILY TOTALS	NB	SB	EB	WB	Total
	362	391	0	0	753

AM Peak Hour	11:45	7:45			7:30	PM Peak Hour	12:30	13:15			15:30
AM Pk Volume	36	51			72	PM Pk Volume	39	42			79
Pk Hr Factor	0.750	0.708			0.621	Pk Hr Factor	0.813	0.700			0.859
7 - 9 Volume	31	80	0	0	111	4 - 6 Volume	68	64	0	0	132
7 - 9 Peak Hour	7:15	7:45			7:30	4 - 6 Peak Hour	16:15	16:00			16:00
7 - 9 Pk Volume	22	51	0	0	72	4 - 6 Pk Volume	35	42	0	0	75
Pk Hr Factor	0.500	0.708	0.000	0.000	0.621	Pk Hr Factor	0.729	0.750	0.000	0.000	0.815

Prepared by NDS/ATD

Project #: CA23_020030_006 **City:** Burbank

Location: S Keystone St S/O W Oak St **Date:** 1/31/2023

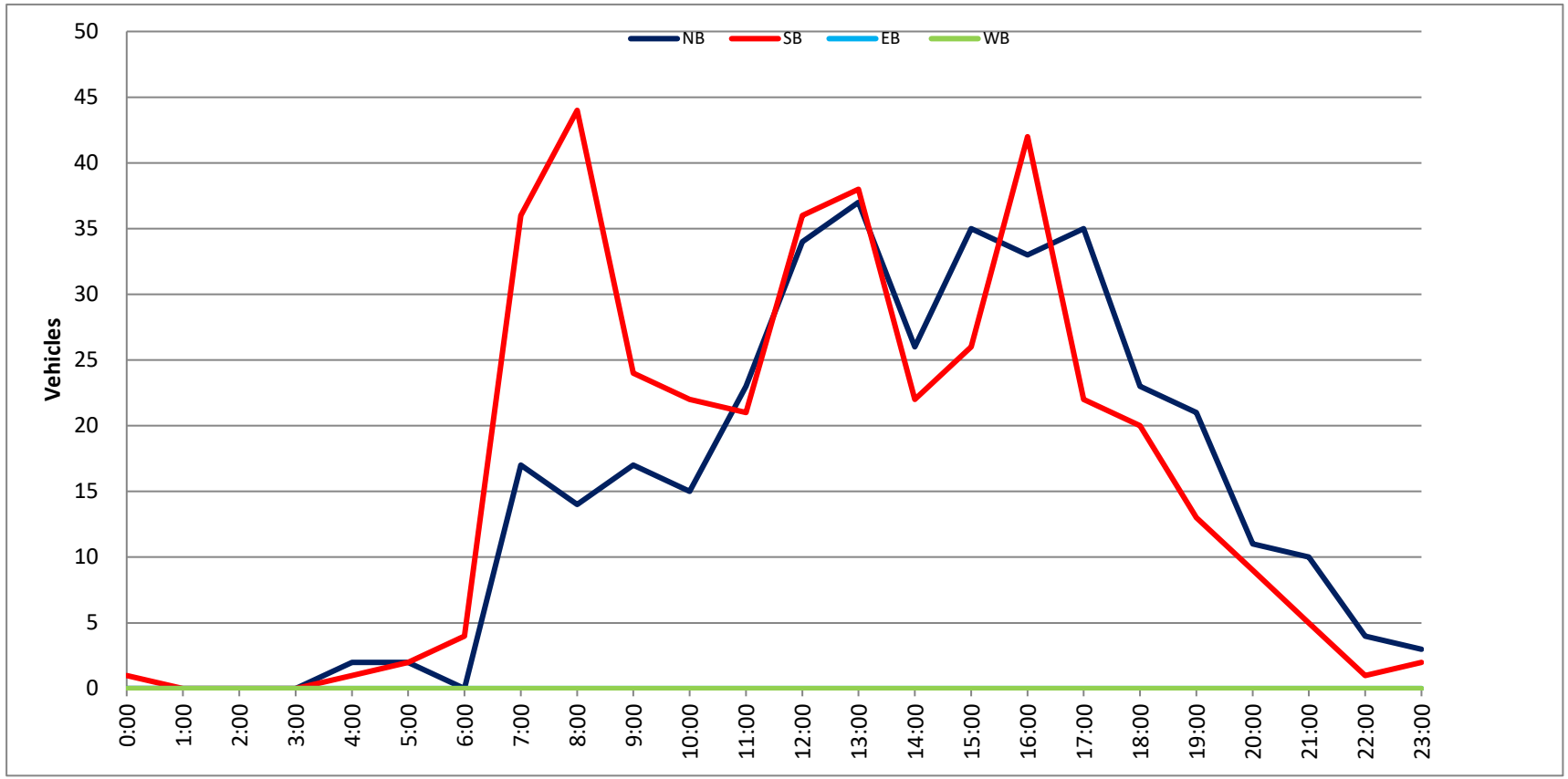

Prepared by National Data & Surveying Services

SPEED

S Keystone St S/O W Oak St

Day: Wednesday
Date: 2/1/2023

City: Burbank
Project #: CA23_020030_006n

North Bound

Time	< 15	15 - 19	20 - 24	25 - 29	30 - 34	35 - 39	40 - 44	45 - 49	50 - 54	55 - 59	60 - 64	65 - 69	70 +	Total
0:00 AM	0	0	0	0	0	0	0	0	0	0	0	0	0	0
0:15	0	0	0	0	0	0	0	0	0	0	0	0	0	0
0:30	0	1	0	0	0	0	0	0	0	0	0	0	0	1
0:45	0	0	0	0	0	0	0	0	0	0	0	0	0	0
1:00	0	0	0	0	0	0	0	0	0	0	0	0	0	0
1:15	0	0	0	0	0	0	0	0	0	0	0	0	0	0
1:30	0	0	0	0	0	0	0	0	0	0	0	0	0	0
1:45	0	1	0	0	0	0	0	0	0	0	0	0	0	1
2:00	0	1	0	0	0	0	0	0	0	0	0	0	0	1
2:15	0	0	0	0	0	0	0	0	0	0	0	0	0	0
2:30	0	1	0	0	0	0	0	0	0	0	0	0	0	1
2:45	0	0	0	0	0	0	0	0	0	0	0	0	0	0
3:00	0	0	0	0	0	0	0	0	0	0	0	0	0	0
3:15	0	0	0	0	0	0	0	0	0	0	0	0	0	0
3:30	0	0	0	0	0	0	0	0	0	0	0	0	0	0
3:45	0	0	0	0	0	0	0	0	0	0	0	0	0	0
4:00	0	0	0	0	0	0	0	0	0	0	0	0	0	0
4:15	0	0	0	0	0	0	0	0	0	0	0	0	0	0
4:30	0	0	0	0	0	0	0	0	0	0	0	0	0	0
4:45	0	0	0	0	0	0	0	0	0	0	0	0	0	0
5:00	0	0	0	0	0	0	0	0	0	0	0	0	0	0
5:15	0	0	0	0	0	0	0	0	0	0	0	0	0	0
5:30	0	0	0	0	0	0	0	0	0	0	0	0	0	0
5:45	0	0	0	0	0	0	0	0	0	0	0	0	0	0
6:00	0	0	0	0	0	0	0	0	0	0	0	0	0	0
6:15	0	0	0	0	0	0	0	0	0	0	0	0	0	0
6:30	0	0	0	0	0	0	0	0	0	0	0	0	0	0
6:45	0	2	0	0	0	0	0	0	0	0	0	0	0	2
7:00	0	2	2	0	0	0	0	0	0	0	0	0	0	4
7:15	0	0	2	0	0	0	0	0	0	0	0	0	0	2
7:30	2	1	0	1	0	0	0	0	0	0	0	0	0	4
7:45	0	4	4	0	1	0	0	0	0	0	0	0	0	9
8:00	1	2	2	0	0	0	0	0	0	0	0	0	0	5
8:15	1	4	2	0	0	0	0	0	0	0	0	0	0	7
8:30	0	0	4	0	0	0	0	0	0	0	0	0	0	4
8:45	0	3	2	0	0	0	0	0	0	0	0	0	0	5
9:00	2	1	3	1	0	0	0	0	0	0	0	0	0	7
9:15	1	4	1	0	0	0	0	0	0	0	0	0	0	6
9:30	0	4	0	0	0	0	0	0	0	0	0	0	0	4
9:45	1	4	3	1	0	0	0	0	0	0	0	0	0	9
10:00	2	3	1	0	0	0	0	0	0	0	0	0	0	6
10:15	3	3	0	0	0	0	0	0	0	0	0	0	0	6
10:30	0	3	2	0	0	0	0	0	0	0	0	0	0	5
10:45	2	5	1	0	0	0	0	0	0	0	0	0	0	8
11:00	0	1	3	0	0	0	0	0	0	0	0	0	0	4
11:15	1	5	3	0	0	0	0	0	0	0	0	0	0	9
11:30	1	1	5	3	0	0	0	0	0	0	0	0	0	10
11:45	4	7	4	0	0	0	0	0	0	0	0	0	0	15
12:00 PM	3	6	3	1	0	0	0	0	0	0	0	0	0	13
12:15	0	8	1	0	0	0	0	0	0	0	0	0	0	9
12:30	0	5	4	0	0	0	0	0	0	0	0	0	0	9
12:45	5	7	1	1	0	0	0	0	0	0	0	0	0	14
13:00	0	3	3	0	0	0	0	0	0	0	0	0	0	6
13:15	0	3	1	0	0	0	0	0	0	0	0	0	0	4
13:30	0	7	3	1	0	0	0	0	0	0	0	0	0	11
13:45	1	4	2	0	0	0	0	0	0	0	0	0	0	7
14:00	0	8	4	0	0	0	0	0	0	0	0	0	0	12
14:15	1	4	1	0	0	0	0	0	0	0	0	0	0	6
14:30	2	6	1	0	0	0	0	0	0	0	0	0	0	9
14:45	4	5	4	0	0	0	0	0	0	0	0	0	0	13
15:00	0	4	1	1	0	0	0	0	0	0	0	0	0	6
15:15	2	2	5	0	0	0	0	0	0	0	0	0	0	9
15:30	0	4	1	1	0	0	0	0	0	0	0	0	0	6
15:45	2	6	2	1	0	0	0	0	0	0	0	0	0	11
16:00	3	3	1	0	0	0	0	0	0	0	0	0	0	7
16:15	0	5	5	1	0	0	0	0	0	0	0	0	0	11
16:30	1	2	1	0	0	0	0	0	0	0	0	0	0	4
16:45	0	10	0	0	0	0	0	0	0	0	0	0	0	10
17:00	0	5	3	2	0	0	0	0	0	0	0	0	0	10
17:15	4	8	1	0	0	0	0	0	0	0	0	0	0	13
17:30	1	5	1	0	0	0	0	0	0	0	0	0	0	7
17:45	1	5	3	0	0	0	0	0	0	0	0	0	0	9
18:00	0	7	1	0	0	0	0	0	0	0	0	0	0	8
18:15	0	6	3	0	0	0	0	0	0	0	0	0	0	9
18:30	0	7	0	0	0	0	0	0	0	0	0	0	0	7
18:45	0	4	3	0	0	0	0	0	0	0	0	0	0	7
19:00	1	4	2	0	0	0	0	0	0	0	0	0	0	7
19:15	1	1	3	0	0	0	0	0	0	0	0	0	0	5
19:30	0	3	3	0	0	0	0	0	0	0	0	0	0	6
19:45	1	3	2	0	0	0	0	0	0	0	0	0	0	6
20:00	3	1	0	1	0	0	0	0	0	0	0	0	0	5
20:15	0	1	0	0	0	0	0	0	0	0	0	0	0	1
20:30	0	1	0	1	0	0	0	0	0	0	0	0	0	2
20:45	1	3	1	0	0	0	0	0	0	0	0	0	0	5
21:00	1	0	0	0	0	0	0	0	0	0	0	0	0	1
21:15	0	0	2	0	0	0	0	0	0	0	0	0	0	2
21:30	0	0	1	0	0	0	0	0	0	0	0	0	0	1
21:45	0	0	0	0	0	0	0	0	0	0	0	0	0	0
22:00	2	0	1	0	0	0	0	0	0	0	0	0	0	3
22:15	0	0	1	0	0	0	0	0	0	0	0	0	0	1
22:30	0	0	0	0	0	0	0	0	0	0	0	0	0	0
22:45	0	1	0	0	0	0	0	0	0	0	0	0	0	1
23:00	0	0	0	0	0	0	0	0	0	0	0	0	0	0
23:15	0	0	0	0	0	0	0	0	0	0	0	0	0	0
23:30	0	0	0	0	0	0	0	0	0	0	0	0	0	0
23:45	0	0	2	0	0	0	0	0	0	0	0	0	0	2
Totals	61	230	121	17	1									430
% of Totals	14%	53%	28%	4%	0%									100%

AM Volumes	21	63	44	6	1	0	0	0	0	0	0	0	0	135
% AM	5%	15%	10%	1%	0%									31%
AM Peak Hour	11:15	11:45	11:00	11:15	7:00									11:15
Volume	9	26	15	4	1									47
PM Volumes	40	167	77	11	0	0	0	0	0	0	0	0	0	295
% PM	9%	39%	18%	3%										69%
PM Peak Hour	12:00	16:45	14:30	15:00										12:00
Volume	8	28	11	3										45

Directional Peak Periods	AM 7-9			NOON 12-2			PM 4-6			Off Peak Volumes		
All Classes	Volume	⟷	%	Volume	⟷	%	Volume	⟷	%	Volume	⟷	%
	40		9%	73		17%	71		17%	246		57%

Street Name	Direction	Percentiles					
		15th	50th	Average	85th	95th	ADT
S Keystone St	North Bound	15	18	18	23	25	430
S Keystone St	South Bound	15	19	19	24	26	396

Prepared by National Data & Surveying Services

SPEED

S Keystone St S/O W Oak St

Day: Wednesday
Date: 2/1/2023

City: Burbank
Project #: CA23_020030_006s

South Bound

Time	< 15	15 - 19	20 - 24	25 - 29	30 - 34	35 - 39	40 - 44	45 - 49	50 - 54	55 - 59	60 - 64	65 - 69	70 +	Total
0:00 AM	0	0	0	0	0	0	0	0	0	0	0	0	0	0
0:15	0	0	0	0	0	0	0	0	0	0	0	0	0	0
0:30	0	0	0	0	0	0	0	0	0	0	0	0	0	0
0:45	0	1	0	0	0	0	0	0	0	0	0	0	0	1
1:00	0	0	0	0	0	0	0	0	0	0	0	0	0	0
1:15	0	0	0	0	0	0	0	0	0	0	0	0	0	0
1:30	0	0	1	0	0	0	0	0	0	0	0	0	0	1
1:45	0	0	0	0	0	0	0	0	0	0	0	0	0	0
2:00	0	0	0	0	0	0	0	0	0	0	0	0	0	0
2:15	0	0	0	0	0	0	0	0	0	0	0	0	0	0
2:30	0	0	0	0	0	0	0	0	0	0	0	0	0	0
2:45	0	0	0	0	0	0	0	0	0	0	0	0	0	0
3:00	0	0	0	0	0	0	0	0	0	0	0	0	0	0
3:15	0	0	0	0	0	0	0	0	0	0	0	0	0	0
3:30	0	0	0	0	0	0	0	0	0	0	0	0	0	0
3:45	0	0	0	0	0	0	0	0	0	0	0	0	0	0
4:00	0	0	0	0	0	0	0	0	0	0	0	0	0	0
4:15	0	0	0	0	0	0	0	0	0	0	0	0	0	0
4:30	0	0	1	0	0	0	0	0	0	0	0	0	0	1
4:45	0	0	0	0	0	0	0	0	0	0	0	0	0	0
5:00	0	1	0	0	0	0	0	0	0	0	0	0	0	1
5:15	0	0	0	1	0	0	0	0	0	0	0	0	0	1
5:30	0	1	0	0	0	0	0	0	0	0	0	0	0	1
5:45	0	1	0	0	0	0	0	0	0	0	0	0	0	1
6:00	0	0	0	0	0	0	0	0	0	0	0	0	0	0
6:15	0	0	1	0	0	0	0	0	0	0	0	0	0	1
6:30	1	0	0	0	0	0	0	0	0	0	0	0	0	1
6:45	0	0	1	0	0	0	0	0	0	0	0	0	0	1
7:00	1	1	2	0	0	0	0	0	0	0	0	0	0	4
7:15	1	0	1	0	0	0	0	0	0	0	0	0	0	2
7:30	2	6	0	0	0	0	0	0	0	0	0	0	0	8
7:45	1	5	7	0	0	0	0	0	0	0	0	0	0	13
8:00	0	3	3	0	0	0	0	0	0	0	0	0	0	6
8:15	0	3	5	1	0	0	0	0	0	0	0	0	0	9
8:30	2	12	3	1	0	0	0	0	0	0	0	0	0	18
8:45	3	1	3	2	0	0	0	0	0	0	0	0	0	9
9:00	2	2	3	0	0	0	0	0	0	0	0	0	0	7
9:15	1	3	2	0	0	0	0	0	0	0	0	0	0	6
9:30	2	2	1	3	0	0	0	0	0	0	0	0	0	8
9:45	0	0	1	0	0	0	0	0	0	0	0	0	0	1
10:00	1	0	3	0	1	0	0	0	0	0	0	0	0	5
10:15	1	5	1	0	0	0	0	0	0	0	0	0	0	7
10:30	1	1	0	0	0	0	0	0	0	0	0	0	0	2
10:45	1	6	1	0	0	0	0	0	0	0	0	0	0	8
11:00	1	4	2	0	0	0	0	0	0	0	0	0	0	7
11:15	0	2	3	0	0	0	0	0	0	0	0	0	0	5
11:30	1	1	5	1	0	0	0	0	0	0	0	0	0	8
11:45	1	5	3	1	0	0	0	0	0	0	0	0	0	10
12:00 PM	2	3	2	1	0	0	0	0	0	0	0	0	0	8
12:15	0	3	2	1	0	0	0	0	0	0	0	0	0	6
12:30	0	2	6	0	0	0	0	0	0	0	0	0	0	8
12:45	1	5	12	1	0	0	0	0	0	0	0	0	0	19
13:00	3	6	1	0	1	0	0	0	0	0	0	0	0	11
13:15	1	1	2	1	0	0	0	0	0	0	0	0	0	5
13:30	1	2	5	2	0	0	0	0	0	0	0	0	0	10
13:45	1	5	3	0	0	0	0	0	0	0	0	0	0	9
14:00	0	2	3	1	0	0	0	0	0	0	0	0	0	6
14:15	0	3	2	0	0	0	0	0	0	0	0	0	0	5
14:30	0	2	1	0	0	0	0	0	0	0	0	0	0	3
14:45	0	4	4	1	0	0	0	0	0	0	0	0	0	9
15:00	1	6	6	0	0	0	0	0	0	0	0	0	0	13
15:15	0	5	4	1	0	0	0	0	0	0	0	0	0	10
15:30	0	3	3	1	0	0	0	0	0	0	0	0	0	7
15:45	1	1	4	0	0	0	0	0	0	0	0	0	0	6
16:00	2	2	4	1	0	0	0	0	0	0	0	0	0	9
16:15	1	3	5	0	0	0	0	0	0	0	0	0	0	9
16:30	1	4	2	0	0	0	0	0	0	0	0	0	0	7
16:45	0	5	5	0	0	0	0	0	0	0	0	0	0	10
17:00	0	4	3	0	0	0	0	0	0	0	0	0	0	7
17:15	0	6	0	0	0	0	0	0	0	0	0	0	0	6
17:30	1	2	2	0	0	0	0	0	0	0	0	0	0	5
17:45	1	0	1	0	0	0	0	0	0	0	0	0	0	2
18:00	2	3	1	0	0	0	0	0	0	0	0	0	0	6
18:15	0	2	2	0	0	0	0	0	0	0	0	0	0	4
18:30	0	0	0	0	0	0	0	0	0	0	0	0	0	0
18:45	1	1	2	0	0	0	0	0	0	0	0	0	0	4
19:00	1	3	3	0	0	0	0	0	0	0	0	0	0	7
19:15	0	2	3	0	0	0	0	0	0	0	0	0	0	5
19:30	1	0	2	0	0	0	0	0	0	0	0	0	0	3
19:45	0	1	2	0	0	0	0	0	0	0	0	0	0	3
20:00	0	0	1	0	0	0	0	0	0	0	0	0	0	1
20:15	2	3	2	0	0	0	0	0	0	0	0	0	0	7
20:30	1	0	0	0	0	0	0	0	0	0	0	0	0	1
20:45	0	1	1	0	0	0	0	0	0	0	0	0	0	2
21:00	0	0	2	0	0	0	0	0	0	0	0	0	0	2
21:15	0	0	1	0	0	0	0	0	0	0	0	0	0	1
21:30	0	0	0	0	0	0	0	0	0	0	0	0	0	0
21:45	0	1	0	0	0	0	0	0	0	0	0	0	0	1
22:00	0	2	0	0	0	0	0	0	0	0	0	0	0	2
22:15	0	0	1	0	0	0	0	0	0	0	0	0	0	1
22:30	1	0	0	0	0	0	0	0	0	0	0	0	0	1
22:45	1	1	0	0	0	0	0	0	0	0	0	0	0	2
23:00	0	0	0	0	0	0	0	0	0	0	0	0	0	0
23:15	0	0	0	0	0	0	0	0	0	0	0	0	0	0
23:30	0	0	0	0	0	0	0	0	0	0	0	0	0	0
23:45	0	0	0	0	0	0	0	0	0	0	0	0	0	0
Totals	50	165	153	21	2									396
% of Totals	13%	42%	40%	5%	1%									100%

AM Volumes	23	66	53	10	1	0	0	0	0	0	0	0	0	153
% AM	6%	17%	13%	3%	0%									39%
AM Peak Hour	8:30	7:45	7:45	8:45	9:15									7:45
Volume	8	23	18	5	1									46
PM Volumes	27	99	105	11	1	0	0	0	0	0	0	0	0	243
% PM	7%	25%	27%	3%	0%									61%
PM Peak Hour	12:45	16:30	12:00	12:45	12:15									12:45
Volume	6	19	22	4	1									45

Directional Peak Periods	AM 7-9			NOON 12-2			PM 4-6			Off Peak Volumes		
All Classes	Volume	⟷	%	Volume	⟷	%	Volume	⟷	%	Volume	⟷	%
	69	⟷	17%	76	⟷	19%	55	⟷	14%	196	⟷	49%

Street Name	Direction	Percentiles					
		15th	50th	Average	85th	95th	ADT
S Keystone St	North Bound	15	18	18	23	25	430
S Keystone St	South Bound	15	19	19	24	26	396

ATTACHMENT 3 - 1100

Prepared by National Data & Surveying Services

SPEED

S Keystone St S/O W Oak St

Day: Wednesday
Date: 2/1/2023

City: Burbank
Project #: CA23_020030_006

Summary

Time	< 15	15 - 19	20 - 24	25 - 29	30 - 34	35 - 39	40 - 44	45 - 49	50 - 54	55 - 59	60 - 64	65 - 69	70 +	Total
0:00 AM	0	0	0	0	0	0	0	0	0	0	0	0	0	0
0:15	0	0	0	0	0	0	0	0	0	0	0	0	0	0
0:30	0	1	0	0	0	0	0	0	0	0	0	0	0	1
0:45	0	1	0	0	0	0	0	0	0	0	0	0	0	1
1:00	0	0	0	0	0	0	0	0	0	0	0	0	0	0
1:15	0	0	0	0	0	0	0	0	0	0	0	0	0	0
1:30	0	0	1	0	0	0	0	0	0	0	0	0	0	1
1:45	0	1	0	0	0	0	0	0	0	0	0	0	0	1
2:00	0	1	0	0	0	0	0	0	0	0	0	0	0	1
2:15	0	0	0	0	0	0	0	0	0	0	0	0	0	0
2:30	0	1	0	0	0	0	0	0	0	0	0	0	0	1
2:45	0	0	0	0	0	0	0	0	0	0	0	0	0	0
3:00	0	0	0	0	0	0	0	0	0	0	0	0	0	0
3:15	0	0	0	0	0	0	0	0	0	0	0	0	0	0
3:30	0	0	0	0	0	0	0	0	0	0	0	0	0	0
3:45	0	0	0	0	0	0	0	0	0	0	0	0	0	0
4:00	0	0	0	0	0	0	0	0	0	0	0	0	0	0
4:15	0	0	0	0	0	0	0	0	0	0	0	0	0	0
4:30	0	0	1	0	0	0	0	0	0	0	0	0	0	1
4:45	0	0	0	0	0	0	0	0	0	0	0	0	0	0
5:00	0	1	0	0	0	0	0	0	0	0	0	0	0	1
5:15	0	0	0	1	0	0	0	0	0	0	0	0	0	1
5:30	0	1	0	0	0	0	0	0	0	0	0	0	0	1
5:45	0	1	0	0	0	0	0	0	0	0	0	0	0	1
6:00	0	0	0	0	0	0	0	0	0	0	0	0	0	0
6:15	0	0	1	0	0	0	0	0	0	0	0	0	0	1
6:30	1	0	0	0	0	0	0	0	0	0	0	0	0	1
6:45	0	2	1	0	0	0	0	0	0	0	0	0	0	3
7:00	1	3	4	0	0	0	0	0	0	0	0	0	0	8
7:15	1	0	3	0	0	0	0	0	0	0	0	0	0	4
7:30	4	7	0	1	0	0	0	0	0	0	0	0	0	12
7:45	1	9	11	0	1	0	0	0	0	0	0	0	0	22
8:00	1	5	5	0	0	0	0	0	0	0	0	0	0	11
8:15	1	7	7	1	0	0	0	0	0	0	0	0	0	16
8:30	2	12	7	1	0	0	0	0	0	0	0	0	0	22
8:45	3	4	5	2	0	0	0	0	0	0	0	0	0	14
9:00	4	3	6	1	0	0	0	0	0	0	0	0	0	14
9:15	2	7	3	0	0	0	0	0	0	0	0	0	0	12
9:30	2	6	1	3	0	0	0	0	0	0	0	0	0	12
9:45	1	4	4	1	0	0	0	0	0	0	0	0	0	10
10:00	3	3	4	0	1	0	0	0	0	0	0	0	0	11
10:15	4	8	1	0	0	0	0	0	0	0	0	0	0	13
10:30	1	4	2	0	0	0	0	0	0	0	0	0	0	7
10:45	3	11	2	0	0	0	0	0	0	0	0	0	0	16
11:00	1	5	5	0	0	0	0	0	0	0	0	0	0	11
11:15	1	7	6	0	0	0	0	0	0	0	0	0	0	14
11:30	2	2	10	4	0	0	0	0	0	0	0	0	0	18
11:45	5	12	7	1	0	0	0	0	0	0	0	0	0	25
12:00 PM	5	9	5	2	0	0	0	0	0	0	0	0	0	21
12:15	0	11	3	1	0	0	0	0	0	0	0	0	0	15
12:30	0	7	10	0	0	0	0	0	0	0	0	0	0	17
12:45	6	12	13	2	0	0	0	0	0	0	0	0	0	33
13:00	3	9	4	0	1	0	0	0	0	0	0	0	0	17
13:15	1	4	3	1	0	0	0	0	0	0	0	0	0	9
13:30	1	9	8	3	0	0	0	0	0	0	0	0	0	21
13:45	2	9	5	0	0	0	0	0	0	0	0	0	0	16
14:00	0	10	7	1	0	0	0	0	0	0	0	0	0	18
14:15	1	7	3	0	0	0	0	0	0	0	0	0	0	11
14:30	2	8	2	0	0	0	0	0	0	0	0	0	0	12
14:45	4	9	8	1	0	0	0	0	0	0	0	0	0	22
15:00	1	10	7	1	0	0	0	0	0	0	0	0	0	19
15:15	2	7	9	1	0	0	0	0	0	0	0	0	0	19
15:30	0	7	4	2	0	0	0	0	0	0	0	0	0	13
15:45	3	7	6	1	0	0	0	0	0	0	0	0	0	17
16:00	5	5	5	1	0	0	0	0	0	0	0	0	0	16
16:15	1	8	10	1	0	0	0	0	0	0	0	0	0	20
16:30	2	6	3	0	0	0	0	0	0	0	0	0	0	11
16:45	0	15	5	0	0	0	0	0	0	0	0	0	0	20
17:00	0	9	6	2	0	0	0	0	0	0	0	0	0	17
17:15	4	14	1	0	0	0	0	0	0	0	0	0	0	19
17:30	2	7	3	0	0	0	0	0	0	0	0	0	0	12
17:45	2	5	4	0	0	0	0	0	0	0	0	0	0	11
18:00	2	10	2	0	0	0	0	0	0	0	0	0	0	14
18:15	0	8	5	0	0	0	0	0	0	0	0	0	0	13
18:30	0	7	0	0	0	0	0	0	0	0	0	0	0	7
18:45	1	5	5	0	0	0	0	0	0	0	0	0	0	11
19:00	2	7	5	0	0	0	0	0	0	0	0	0	0	14
19:15	1	3	6	0	0	0	0	0	0	0	0	0	0	10
19:30	1	3	5	0	0	0	0	0	0	0	0	0	0	9
19:45	1	4	4	0	0	0	0	0	0	0	0	0	0	9
20:00	3	1	1	1	0	0	0	0	0	0	0	0	0	6
20:15	2	4	2	0	0	0	0	0	0	0	0	0	0	8
20:30	1	1	0	1	0	0	0	0	0	0	0	0	0	3
20:45	1	4	2	0	0	0	0	0	0	0	0	0	0	7
21:00	1	0	2	0	0	0	0	0	0	0	0	0	0	3
21:15	0	0	3	0	0	0	0	0	0	0	0	0	0	3
21:30	0	0	1	0	0	0	0	0	0	0	0	0	0	1
21:45	0	1	0	0	0	0	0	0	0	0	0	0	0	1
22:00	2	2	1	0	0	0	0	0	0	0	0	0	0	5
22:15	0	0	2	0	0	0	0	0	0	0	0	0	0	2
22:30	1	0	0	0	0	0	0	0	0	0	0	0	0	1
22:45	1	2	0	0	0	0	0	0	0	0	0	0	0	3
23:00	0	0	0	0	0	0	0	0	0	0	0	0	0	0
23:15	0	0	0	0	0	0	0	0	0	0	0	0	0	0
23:30	0	0	0	0	0	0	0	0	0	0	0	0	0	0
23:45	0	0	2	0	0	0	0	0	0	0	0	0	0	2
Totals	111	395	279	38	3									826
% of Totals	13%	48%	34%	5%	0%									100%

AM Volumes	44	129	97	16	2	0	0	0	0	0	0	0	0	288
% AM	5%	16%	12%	2%	0%									35%
AM Peak Hour	11:15	11:45	7:45	11:30	7:00									11:30
Volume	13	39	30	8	1									79
PM Volumes	67	266	182	22	1	0	0	0	0	0	0	0	0	538
% PM	8%	32%	22%	3%	0%									65%
PM Peak Hour	12:00	16:45	12:00	12:45	12:15									12:00
Volume	11	45	31	6	1									86

Directional Peak Periods	AM 7-9			NOON 12-2			PM 4-6			Off Peak Volumes		
All Classes	Volume	⟷	%	Volume	⟷	%	Volume	⟷	%	Volume	⟷	%
	109		13%	149		18%	126		15%	442		54%

Street Name	Direction	Percentiles					
		15th	50th	Average	85th	95th	ADT
S Keystone St	Summary	15	19	19	24	25	826

ATTACHMENT 3 - 1101

Prepared by National Data & Surveying Services

SPEED

S Keystone St S/O W Oak St

Day: Wednesday
Date: 2/1/2023

City: Burbank
Project #: CA23_020030_006n

North Bound

Time	< 15	15 - 19	20 - 24	25 - 29	30 - 34	35 - 39	40 - 44	45 - 49	50 - 54	55 - 59	60 - 64	65 - 69	70 +	Total
0:00 AM	0	1	0	0	0	0	0	0	0	0	0	0	0	1
1:00	0	1	0	0	0	0	0	0	0	0	0	0	0	1
2:00	0	2	0	0	0	0	0	0	0	0	0	0	0	2
3:00	0	0	0	0	0	0	0	0	0	0	0	0	0	0
4:00	0	0	0	0	0	0	0	0	0	0	0	0	0	0
5:00	0	0	0	0	0	0	0	0	0	0	0	0	0	0
6:00	0	2	0	0	0	0	0	0	0	0	0	0	0	2
7:00	2	7	8	1	1	0	0	0	0	0	0	0	0	19
8:00	2	9	10	0	0	0	0	0	0	0	0	0	0	21
9:00	4	13	7	2	0	0	0	0	0	0	0	0	0	26
10:00	7	14	4	0	0	0	0	0	0	0	0	0	0	25
11:00	6	14	15	3	0	0	0	0	0	0	0	0	0	38
12:00 PM	8	26	9	2	0	0	0	0	0	0	0	0	0	45
13:00	1	17	9	1	0	0	0	0	0	0	0	0	0	28
14:00	7	23	10	0	0	0	0	0	0	0	0	0	0	40
15:00	4	16	9	3	0	0	0	0	0	0	0	0	0	32
16:00	4	20	7	1	0	0	0	0	0	0	0	0	0	32
17:00	6	23	8	2	0	0	0	0	0	0	0	0	0	39
18:00	0	24	7	0	0	0	0	0	0	0	0	0	0	31
19:00	3	11	10	0	0	0	0	0	0	0	0	0	0	24
20:00	4	6	1	2	0	0	0	0	0	0	0	0	0	13
21:00	1	0	3	0	0	0	0	0	0	0	0	0	0	4
22:00	2	1	2	0	0	0	0	0	0	0	0	0	0	5
23:00	0	0	2	0	0	0	0	0	0	0	0	0	0	2
Totals	61	230	121	17	1									430
% of Totals	14%	53%	28%	4%	0%									100%

AM Volumes	21	63	44	6	1	0	0	0	0	0	0	0	0	135
% AM	5%	15%	10%	1%	0%									31%
AM Peak Hour	10:00	10:00	11:00	11:00	7:00									11:00
Volume	7	14	15	3	1									38
PM Volumes	40	167	77	11	0	0	0	0	0	0	0	0	0	295
% PM	9%	39%	18%	3%										69%
PM Peak Hour	12:00	12:00	14:00	15:00										12:00
Volume	8	26	10	3										45

Directional Peak Periods	AM 7-9			NOON 12-2			PM 4-6			Off Peak Volumes		
All Speeds	Volume		%	Volume		%	Volume		%	Volume		%
	40	↔	9%	73	↔	17%	71	↔	17%	246	↔	57%

Street Name	Direction	Percentiles					
		15th	50th	Average	85th	95th	ADT
S Keystone St	North Bound	15	18	18	23	25	430
S Keystone St	South Bound	15	19	19	24	26	396

Prepared by National Data & Surveying Services

SPEED

S Keystone St S/O W Oak St

Day: Wednesday
Date: 2/1/2023

City: Burbank
Project #: CA23_020030_006s

South Bound

Time	< 15	15 - 19	20 - 24	25 - 29	30 - 34	35 - 39	40 - 44	45 - 49	50 - 54	55 - 59	60 - 64	65 - 69	70 +	Total
0:00 AM	0	1	0	0	0	0	0	0	0	0	0	0	0	1
1:00	0	0	1	0	0	0	0	0	0	0	0	0	0	1
2:00	0	0	0	0	0	0	0	0	0	0	0	0	0	0
3:00	0	0	0	0	0	0	0	0	0	0	0	0	0	0
4:00	0	0	1	0	0	0	0	0	0	0	0	0	0	1
5:00	0	3	0	1	0	0	0	0	0	0	0	0	0	4
6:00	1	0	2	0	0	0	0	0	0	0	0	0	0	3
7:00	5	12	10	0	0	0	0	0	0	0	0	0	0	27
8:00	5	19	14	4	0	0	0	0	0	0	0	0	0	42
9:00	5	7	7	3	0	0	0	0	0	0	0	0	0	22
10:00	4	12	5	0	1	0	0	0	0	0	0	0	0	22
11:00	3	12	13	2	0	0	0	0	0	0	0	0	0	30
12:00 PM	3	13	22	3	0	0	0	0	0	0	0	0	0	41
13:00	6	14	11	3	1	0	0	0	0	0	0	0	0	35
14:00	0	11	10	2	0	0	0	0	0	0	0	0	0	23
15:00	2	15	17	2	0	0	0	0	0	0	0	0	0	36
16:00	4	14	16	1	0	0	0	0	0	0	0	0	0	35
17:00	2	12	6	0	0	0	0	0	0	0	0	0	0	20
18:00	3	6	5	0	0	0	0	0	0	0	0	0	0	14
19:00	2	6	10	0	0	0	0	0	0	0	0	0	0	18
20:00	3	4	4	0	0	0	0	0	0	0	0	0	0	11
21:00	0	1	3	0	0	0	0	0	0	0	0	0	0	4
22:00	2	3	1	0	0	0	0	0	0	0	0	0	0	6
23:00	0	0	0	0	0	0	0	0	0	0	0	0	0	0
Totals	50	165	158	21	2									396
% of Totals	13%	42%	40%	5%	1%									100%

AM Volumes	23	66	53	10	1	0	0	0	0	0	0	0	0	153
% AM	6%	17%	13%	3%	0%									39%
AM Peak Hour	7:00	8:00	8:00	8:00	10:00									8:00
Volume	5	19	14	4	1									42
PM Volumes	27	99	105	11	1	0	0	0	0	0	0	0	0	243
% PM	7%	25%	27%	3%	0%									61%
PM Peak Hour	13:00	15:00	12:00	12:00	13:00									12:00
Volume	6	15	22	3	1									41

Directional Peak Periods	AM 7-9			NOON 12-2			PM 4-6			Off Peak Volumes		
All Speeds	Volume	↔	%	Volume	↔	%	Volume	↔	%	Volume	↔	%
	69		17%	76		19%	55		14%	196		49%

Street Name	Direction	Percentiles					
		15th	50th	Average	85th	95th	ADT
S Keystone St	North Bound	15	18	18	23	25	430
S Keystone St	South Bound	15	19	19	24	26	396

Prepared by National Data & Surveying Services

SPEED

S Keystone St S/O W Oak St

Day: Wednesday
Date: 2/1/2023

City: Burbank
Project #: CA23_020030_006

Summary

Time	< 15	15 - 19	20 - 24	25 - 29	30 - 34	35 - 39	40 - 44	45 - 49	50 - 54	55 - 59	60 - 64	65 - 69	70 +	Total
0:00 AM	0	2	0	0	0	0	0	0	0	0	0	0	0	2
1:00	0	1	1	0	0	0	0	0	0	0	0	0	0	2
2:00	0	2	0	0	0	0	0	0	0	0	0	0	0	2
3:00	0	0	0	0	0	0	0	0	0	0	0	0	0	0
4:00	0	0	1	0	0	0	0	0	0	0	0	0	0	1
5:00	0	3	0	1	0	0	0	0	0	0	0	0	0	4
6:00	1	2	2	0	0	0	0	0	0	0	0	0	0	5
7:00	7	19	18	1	1	0	0	0	0	0	0	0	0	46
8:00	7	28	24	4	0	0	0	0	0	0	0	0	0	63
9:00	9	20	14	5	0	0	0	0	0	0	0	0	0	48
10:00	11	26	9	0	1	0	0	0	0	0	0	0	0	47
11:00	9	26	28	5	0	0	0	0	0	0	0	0	0	68
12:00 PM	11	39	31	5	0	0	0	0	0	0	0	0	0	86
13:00	7	31	20	4	1	0	0	0	0	0	0	0	0	63
14:00	7	34	20	2	0	0	0	0	0	0	0	0	0	63
15:00	6	31	26	5	0	0	0	0	0	0	0	0	0	68
16:00	8	34	23	2	0	0	0	0	0	0	0	0	0	67
17:00	8	35	14	2	0	0	0	0	0	0	0	0	0	59
18:00	3	30	12	0	0	0	0	0	0	0	0	0	0	45
19:00	5	17	20	0	0	0	0	0	0	0	0	0	0	42
20:00	7	10	5	2	0	0	0	0	0	0	0	0	0	24
21:00	1	1	6	0	0	0	0	0	0	0	0	0	0	8
22:00	4	4	3	0	0	0	0	0	0	0	0	0	0	11
23:00	0	0	2	0	0	0	0	0	0	0	0	0	0	2
Totals	111	395	279	38	3									826
% of Totals	13%	48%	34%	5%	0%									100%

AM Volumes	44	129	97	16	2	0	0	0	0	0	0	0	0	288
% AM	5%	16%	12%	2%	0%									35%
AM Peak Hour	10:00	8:00	11:00	9:00	7:00									11:00
Volume	11	28	28	5	1									68
PM Volumes	67	266	182	22	1	0	0	0	0	0	0	0	0	538
% PM	8%	32%	22%	3%	0%									65%
PM Peak Hour	12:00	12:00	12:00	12:00	13:00									12:00
Volume	11	39	31	5	1									86

Directional Peak Periods	AM 7-9			NOON 12-2			PM 4-6			Off Peak Volumes		
All Speeds	Volume	↔	%	Volume	↔	%	Volume	↔	%	Volume	↔	%
	109	↔	13%	149	↔	18%	126	↔	15%	442	↔	54%

Street Name	Direction	Percentiles					
		15th	50th	Average	85th	95th	ADT
S Keystone St	Summary	15	19	19	24	25	826

ATTACHMENT 3 - 1104

Prepared by NDS/ATD

Prepared by National Data & Surveying Services

VOLUME

S Keystone St S/O W Oak St

Day: Wednesday
Date: 2/1/2023

City: Burbank
Project #: CA23_020030_006

DAILY TOTALS	NB	SB	EB	WB	Total
	430	396	0	0	826

AM Period	NB		SB		EB	WB	TOTAL		PM Period	NB		SB		EB	WB	TOTAL	
0:00	0		0		0	0			12:00	13		8		0	0	21	
0:15	0		0		0	0			12:15	9		6		0	0	15	
0:30	1		0		0	0	1		12:30	9		8		0	0	17	
0:45	0	1	1	1	0	0	1	2	12:45	14	45	19	41	0	0	33	86
1:00	0		0		0	0			13:00	6		11		0	0	17	
1:15	0		0		0	0			13:15	4		5		0	0	9	
1:30	0		1		0	0	1		13:30	11		10		0	0	21	
1:45	1	1	0	1	0	0	1	2	13:45	7	28	9	35	0	0	16	63
2:00	1		0		0	0	1		14:00	12		6		0	0	18	
2:15	0		0		0	0			14:15	6		5		0	0	11	
2:30	1		0		0	0	1		14:30	9		3		0	0	12	
2:45	0	2	0		0	0		2	14:45	13	40	9	23	0	0	22	63
3:00	0		0		0	0			15:00	6		13		0	0	19	
3:15	0		0		0	0			15:15	9		10		0	0	19	
3:30	0		0		0	0			15:30	6		7		0	0	13	
3:45	0		0		0	0			15:45	11	32	6	36	0	0	17	68
4:00	0		0		0	0			16:00	7		9		0	0	16	
4:15	0		0		0	0			16:15	11		9		0	0	20	
4:30	0		1		0	0	1		16:30	4		7		0	0	11	
4:45	0		0	1	0	0		1	16:45	10	32	10	35	0	0	20	67
5:00	0		1		0	0	1		17:00	10		7		0	0	17	
5:15	0		1		0	0	1		17:15	13		6		0	0	19	
5:30	0		1		0	0	1		17:30	7		5		0	0	12	
5:45	0		1	4	0	0	1	4	17:45	9	39	2	20	0	0	11	59
6:00	0		0		0	0			18:00	8		6		0	0	14	
6:15	0		1		0	0	1		18:15	9		4		0	0	13	
6:30	0		1		0	0	1		18:30	7		0		0	0	7	
6:45	2	2	1	3	0	0	3	5	18:45	7	31	4	14	0	0	11	45
7:00	4		4		0	0	8		19:00	7		7		0	0	14	
7:15	2		2		0	0	4		19:15	5		5		0	0	10	
7:30	4		8		0	0	12		19:30	6		3		0	0	9	
7:45	9	19	13	27	0	0	22	46	19:45	6	24	3	18	0	0	9	42
8:00	5		6		0	0	11		20:00	5		1		0	0	6	
8:15	7		9		0	0	16		20:15	1		7		0	0	8	
8:30	4		18		0	0	22		20:30	2		1		0	0	3	
8:45	5	21	9	42	0	0	14	63	20:45	5	13	2	11	0	0	7	24
9:00	7		7		0	0	14		21:00	1		2		0	0	3	
9:15	6		6		0	0	12		21:15	2		1		0	0	3	
9:30	4		8		0	0	12		21:30	1		0		0	0	1	
9:45	9	26	1	22	0	0	10	48	21:45	0	4	1	4	0	0	1	8
10:00	6		5		0	0	11		22:00	3		2		0	0	5	
10:15	6		7		0	0	13		22:15	1		1		0	0	2	
10:30	5		2		0	0	7		22:30	0		1		0	0	1	
10:45	8	25	8	22	0	0	16	47	22:45	1	5	2	6	0	0	3	11
11:00	4		7		0	0	11		23:00	0		0		0	0		
11:15	9		5		0	0	14		23:15	0		0		0	0		
11:30	10		8		0	0	18		23:30	0		0		0	0		
11:45	15	38	10	30	0	0	25	68	23:45	2	2	0		0	0	2	2
TOTALS	135		153					288	TOTALS	295		243					538
SPLIT %	46.9%		53.1%					34.9%	SPLIT %	54.8%		45.2%					65.1%

DAILY TOTALS	NB	SB	EB	WB	Total
	430	396	0	0	826

AM Peak Hour	11:15	7:45			11:30	PM Peak Hour	12:00	12:45			12:00
AM Pk Volume	47	46			79	PM Pk Volume	45	45			86
Pk Hr Factor	0.783	0.639			0.790	Pk Hr Factor	0.804	0.592			0.652
7 - 9 Volume	40	69	0	0	109	4 - 6 Volume	71	55	0	0	126
7 - 9 Peak Hour	7:30	7:45			7:45	4 - 6 Peak Hour	16:45	16:00			16:15
7 - 9 Pk Volume	25	46	0	0	71	4 - 6 Pk Volume	40	35	0	0	68
Pk Hr Factor	0.694	0.639	0.000	0.000	0.807	Pk Hr Factor	0.769	0.875	0.000	0.000	0.850

Prepared by NDS/ATD

Project #: CA23_020030_006 **City:** Burbank

Location: S Keystone St S/O W Oak St **Date:** 2/1/2023

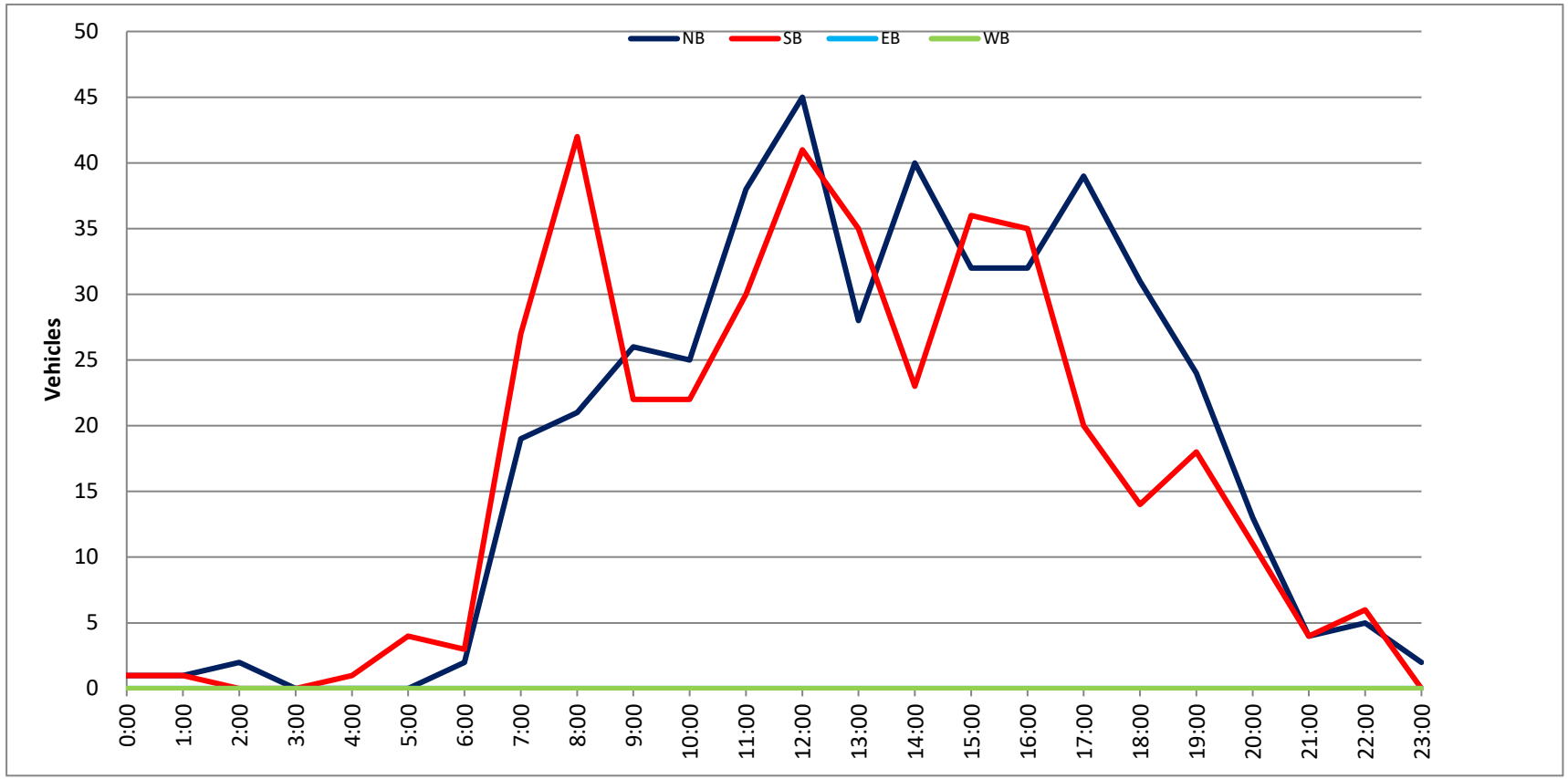

Prepared by National Data & Surveying Services

SPEED

S Lamer St Bet. W Oak St & W Alameda Ave

Day: Tuesday
Date: 1/17/2023

City: Burbank
Project #: CA23_020030_010n

North Bound

Time	< 15	15 - 19	20 - 24	25 - 29	30 - 34	35 - 39	40 - 44	45 - 49	50 - 54	55 - 59	60 - 64	65 - 69	70 +	Total
0:00 AM	0	0	0	0	0	0	0	0	0	0	0	0	0	0
0:15	0	0	0	0	0	0	0	0	0	0	0	0	0	0
0:30	0	1	0	0	0	0	0	0	0	0	0	0	0	1
0:45	0	0	0	0	0	0	0	0	0	0	0	0	0	0
1:00	0	0	0	0	0	0	0	0	0	0	0	0	0	0
1:15	0	0	0	0	0	0	0	0	0	0	0	0	0	0
1:30	0	0	0	0	0	0	0	0	0	0	0	0	0	0
1:45	0	0	0	0	0	0	0	0	0	0	0	0	0	0
2:00	0	0	0	0	0	0	0	0	0	0	0	0	0	0
2:15	0	0	0	0	0	0	0	0	0	0	0	0	0	0
2:30	0	0	0	0	0	0	0	0	0	0	0	0	0	0
2:45	0	0	0	0	0	0	0	0	0	0	0	0	0	0
3:00	0	0	0	0	0	0	0	0	0	0	0	0	0	0
3:15	0	0	0	0	0	0	0	0	0	0	0	0	0	0
3:30	0	0	0	0	0	1	0	0	0	0	0	0	0	1
3:45	0	0	0	0	0	0	0	0	0	0	0	0	0	0
4:00	0	0	0	0	0	0	0	0	0	0	0	0	0	0
4:15	0	0	0	0	0	0	0	0	0	0	0	0	0	0
4:30	0	0	0	0	0	0	0	0	0	0	0	0	0	0
4:45	0	0	0	0	0	0	0	0	0	0	0	0	0	0
5:00	0	0	0	1	0	0	0	0	0	0	0	0	0	1
5:15	0	0	0	1	0	0	1	0	0	0	0	0	0	2
5:30	0	0	1	1	0	0	0	0	0	0	0	0	0	2
5:45	0	0	0	0	1	0	0	0	0	0	0	0	0	1
6:00	0	1	0	1	0	0	0	0	0	0	0	0	0	2
6:15	0	0	0	0	0	0	0	0	0	0	0	0	0	0
6:30	0	0	0	1	0	0	0	0	0	0	0	0	0	1
6:45	0	0	0	0	0	0	1	0	0	0	0	0	0	1
7:00	0	0	0	2	0	0	1	0	0	0	0	0	0	3
7:15	0	1	2	2	1	1	0	0	0	0	0	0	0	7
7:30	0	0	2	1	1	1	0	0	0	0	0	0	0	5
7:45	1	1	0	0	1	0	0	0	0	0	0	0	0	3
8:00	1	0	1	0	3	0	1	0	0	0	0	0	0	6
8:15	1	1	0	4	1	0	0	0	0	0	0	0	0	7
8:30	2	0	2	3	1	0	0	0	0	0	0	0	0	8
8:45	0	1	5	2	0	0	0	0	0	0	0	0	0	8
9:00	0	0	0	3	1	2	0	0	0	0	0	0	0	6
9:15	0	2	0	5	1	0	0	0	0	0	0	0	0	8
9:30	1	1	0	1	1	1	0	0	0	0	0	0	0	5
9:45	0	2	0	0	0	0	0	0	0	0	0	0	0	2
10:00	0	1	0	2	0	0	0	0	0	0	0	0	0	3
10:15	0	1	0	1	0	0	0	0	0	0	0	0	0	2
10:30	0	2	0	0	0	2	0	0	0	0	0	0	0	4
10:45	0	0	1	1	0	0	0	0	0	0	0	0	0	2
11:00	0	0	2	0	0	0	0	0	0	0	0	0	0	2
11:15	0	0	1	2	1	0	0	0	0	0	0	0	0	4
11:30	0	0	0	3	0	0	0	0	0	0	0	0	0	3
11:45	1	1	2	2	0	0	0	0	0	0	0	0	0	6
12:00 PM	0	0	2	1	1	0	0	0	0	0	0	0	0	4
12:15	0	1	1	0	0	0	0	0	0	0	0	0	0	2
12:30	0	1	1	0	0	0	0	0	0	0	0	0	0	2
12:45	0	0	0	4	0	0	0	0	0	0	0	0	0	4
13:00	0	1	2	1	2	0	0	0	0	0	0	0	0	6
13:15	0	1	2	1	0	0	0	0	0	0	0	0	0	4
13:30	0	3	1	0	0	0	0	0	0	0	0	0	0	4
13:45	2	2	4	4	1	0	0	0	0	0	0	0	0	13
14:00	0	0	2	6	0	0	0	0	0	0	0	0	0	8
14:15	2	0	2	2	1	0	0	0	0	0	0	0	0	7
14:30	0	0	3	1	0	0	0	0	0	0	0	0	0	4
14:45	0	1	1	3	1	0	0	0	0	0	0	0	0	6
15:00	0	1	2	1	1	0	0	0	0	0	0	0	0	5
15:15	0	0	1	1	1	1	0	0	0	0	0	0	0	4
15:30	0	3	1	0	0	0	0	0	0	0	0	0	0	4
15:45	3	2	0	2	0	0	0	0	0	0	0	0	0	7
16:00	1	1	1	0	0	1	0	0	0	0	0	0	0	4
16:15	0	0	3	2	0	0	0	0	0	0	0	0	0	5
16:30	1	0	1	2	0	0	0	0	0	0	0	0	0	4
16:45	0	0	0	3	1	0	0	0	0	0	0	0	0	4
17:00	1	1	0	1	0	0	0	0	0	0	0	0	0	3
17:15	0	1	2	3	1	0	0	0	0	0	0	0	0	7
17:30	0	1	1	3	0	0	0	0	0	0	0	0	0	5
17:45	0	0	1	0	0	0	0	0	0	0	0	0	0	1
18:00	0	0	0	1	0	0	0	0	0	0	0	0	0	1
18:15	0	0	0	1	0	0	0	0	0	0	0	0	0	1
18:30	1	1	1	1	0	0	0	0	0	0	0	0	0	4
18:45	0	0	1	1	0	0	0	0	0	0	0	0	0	2
19:00	0	1	0	3	0	0	0	0	0	0	0	0	0	4
19:15	1	1	2	1	1	0	0	0	0	0	0	0	0	6
19:30	0	0	3	0	0	0	0	0	0	0	0	0	0	3
19:45	0	0	2	0	0	0	0	0	0	0	0	0	0	2
20:00	0	0	0	1	0	0	0	0	0	0	0	0	0	1
20:15	0	0	0	0	0	0	0	0	0	0	0	0	0	0
20:30	1	0	1	0	1	0	0	0	0	0	0	0	0	3
20:45	1	0	1	1	1	0	0	0	0	0	0	0	0	4
21:00	0	0	0	1	0	0	0	0	0	0	0	0	0	1
21:15	0	0	1	0	0	0	0	0	0	0	0	0	0	1
21:30	0	0	0	0	0	0	0	0	0	0	0	0	0	0
21:45	0	0	0	1	0	1	0	0	0	0	0	0	0	2
22:00	0	0	0	0	0	0	0	0	0	0	0	0	0	0
22:15	0	0	0	1	0	0	0	0	0	0	0	0	0	1
22:30	0	1	0	0	0	0	0	0	0	0	0	0	0	1
22:45	0	0	0	0	0	0	0	0	0	0	0	0	0	0
23:00	0	0	0	0	0	0	0	0	0	0	0	0	0	0
23:15	0	0	0	0	0	0	0	0	0	0	0	0	0	0
23:30	0	0	0	0	0	0	0	0	0	0	0	0	0	0
23:45	0	0	0	0	1	0	0	0	0	0	0	0	0	1
Totals	21	40	65	93	27	11	4							261
% of Totals	8%	15%	25%	36%	10%	4%	2%							100%

AM Volumes	7	16	19	39	13	8	4	0	0	0	0	0	0	106
% AM	3%	6%	7%	15%	5%	3%	2%							41%
AM Peak Hour	7:45	9:15	8:00	8:30	7:15	8:45	6:15							8:30
Volume	5	6	8	13	6	3	2							30
PM Volumes	14	24	46	54	14	3	0	0	0	0	0	0	0	155
% PM	5%	9%	18%	21%	5%	1%								59%
PM Peak Hour	15:45	13:00	13:45	13:45	13:00	15:15								13:30
Volume	5	7	11	13	3	2								32

Directional Peak Periods	AM 7-9			NOON 12-2			PM 4-6			Off Peak Volumes		
All Classes	Volume	↔	%	Volume	↔	%	Volume	↔	%	Volume	↔	%
	47	↔	18%	39	↔	15%	33	↔	13%	142	↔	54%

Street Name	Direction	Percentiles					
		15th	50th	Average	85th	95th	ADT
S Lamer St	North Bound	17	25	24	31	36	261
S Lamer St	South Bound	19	26	26	32	36	386

ATTACHMENT 3 - 1107

Prepared by National Data & Surveying Services

SPEED

S Lamer St Bet. W Oak St & W Alameda Ave

Day: Tuesday
Date: 1/17/2023

City: Burbank
Project #: CA23_020030_010s

South Bound

Time	< 15	15 - 19	20 - 24	25 - 29	30 - 34	35 - 39	40 - 44	45 - 49	50 - 54	55 - 59	60 - 64	65 - 69	70 +	Total
0:00 AM	0	0	0	0	0	0	0	0	0	0	0	0	0	0
0:15	0	0	0	0	0	0	0	0	0	0	0	0	0	0
0:30	0	0	0	0	0	0	0	0	0	0	0	0	0	0
0:45	0	0	0	0	0	0	0	0	0	0	0	0	0	0
1:00	0	0	0	0	0	0	0	0	0	0	0	0	0	0
1:15	0	0	0	0	0	0	0	0	0	0	0	0	0	0
1:30	0	0	0	0	0	0	0	0	0	0	0	0	0	0
1:45	0	0	0	0	0	0	0	0	0	0	0	0	0	0
2:00	0	0	0	0	0	0	0	0	0	0	0	0	0	0
2:15	0	0	0	0	0	0	0	0	0	0	0	0	0	0
2:30	0	0	0	0	0	0	0	0	0	0	0	0	0	0
2:45	0	0	0	0	1	0	0	0	0	0	0	0	0	1
3:00	0	0	0	0	0	0	0	0	0	0	0	0	0	0
3:15	0	0	0	0	0	0	0	0	0	0	0	0	0	0
3:30	0	0	0	0	0	0	0	0	0	0	0	0	0	0
3:45	0	0	0	0	0	0	0	0	0	0	0	0	0	0
4:00	0	0	0	0	0	0	0	0	0	0	0	0	0	0
4:15	0	0	0	0	0	0	0	0	0	0	0	0	0	0
4:30	0	0	0	0	0	0	0	0	0	0	0	0	0	0
4:45	0	0	0	0	0	0	0	0	0	0	0	0	0	0
5:00	1	0	0	0	0	0	0	0	0	0	0	0	0	1
5:15	0	1	0	0	0	0	0	0	0	0	0	0	0	1
5:30	0	0	0	0	0	0	0	0	0	0	0	0	0	0
5:45	0	0	1	0	0	0	0	0	0	0	0	0	0	1
6:00	0	0	0	0	1	0	0	0	0	0	0	0	0	1
6:15	0	0	0	0	0	0	0	0	0	0	0	0	0	0
6:30	0	0	1	1	0	0	0	0	0	0	0	0	0	2
6:45	0	0	1	0	0	0	0	0	0	0	0	0	0	1
7:00	0	0	0	0	0	0	0	0	0	0	0	0	0	0
7:15	0	0	0	2	2	0	1	0	0	0	0	0	0	5
7:30	0	1	2	0	0	0	1	0	0	0	0	0	0	4
7:45	0	1	2	2	1	0	0	1	0	0	0	0	0	7
8:00	0	1	2	0	2	1	0	0	0	0	0	0	0	6
8:15	1	0	0	0	5	0	0	0	0	0	0	0	0	6
8:30	0	1	0	2	1	0	1	1	0	0	0	0	0	6
8:45	0	0	1	1	0	1	0	0	0	0	0	0	0	3
9:00	0	0	1	2	1	1	0	0	0	0	0	0	0	5
9:15	0	0	0	4	1	0	0	0	0	0	0	0	0	5
9:30	0	1	1	2	3	1	0	0	0	0	0	0	0	8
9:45	0	3	0	3	0	0	0	0	0	0	0	0	0	6
10:00	1	0	2	3	1	0	1	0	0	0	0	0	0	8
10:15	1	1	2	3	0	0	0	0	0	0	0	0	0	7
10:30	0	0	1	1	0	0	0	0	0	0	0	0	0	2
10:45	0	1	4	2	1	0	0	0	0	0	0	0	0	8
11:00	0	1	1	2	1	1	0	0	0	0	0	0	0	6
11:15	0	0	1	3	0	1	0	0	0	0	0	0	0	5
11:30	0	0	2	1	0	0	0	0	0	0	0	0	0	3
11:45	1	1	0	1	1	0	0	0	0	0	0	0	0	4
12:00 PM	0	0	1	3	0	0	0	0	0	0	0	0	0	4
12:15	0	0	1	0	1	0	0	0	0	0	0	0	0	2
12:30	0	0	0	3	2	0	0	0	0	0	0	0	0	5
12:45	1	0	1	4	1	0	0	0	0	0	0	0	0	7
13:00	2	1	4	3	3	0	0	0	0	0	0	0	0	13
13:15	0	1	1	3	4	0	0	0	0	0	0	0	0	9
13:30	1	0	5	3	6	1	0	0	0	0	0	0	0	16
13:45	0	1	4	1	1	0	0	0	0	0	0	0	0	7
14:00	1	2	2	4	1	0	0	0	0	0	0	0	0	10
14:15	0	1	0	6	1	0	0	0	0	0	0	0	0	8
14:30	0	1	1	4	0	2	0	0	0	0	0	0	0	8
14:45	0	1	1	4	2	0	0	0	0	0	0	0	0	8
15:00	0	0	5	4	0	0	1	0	0	0	0	0	0	10
15:15	1	0	5	3	1	1	0	0	0	0	0	0	0	11
15:30	0	4	7	3	2	0	0	0	0	0	0	0	0	16
15:45	0	2	6	3	2	0	0	0	0	0	0	0	0	13
16:00	0	1	0	0	2	0	0	0	0	0	0	0	0	3
16:15	0	1	1	4	1	0	0	0	0	0	0	0	0	7
16:30	3	0	1	0	1	0	0	0	0	0	0	0	0	5
16:45	0	0	0	1	2	0	0	0	0	0	0	0	0	3
17:00	0	0	1	2	2	1	0	0	0	0	0	0	0	6
17:15	0	0	4	0	1	0	0	0	0	0	0	0	0	5
17:30	1	3	2	8	0	0	0	0	0	0	0	0	0	14
17:45	1	3	3	4	1	1	0	0	0	0	0	0	0	13
18:00	0	1	2	3	1	0	0	0	0	0	0	0	0	7
18:15	0	0	1	3	0	0	0	0	0	0	0	0	0	4
18:30	0	1	1	5	0	1	0	0	0	0	0	0	0	8
18:45	0	2	3	2	0	0	0	0	0	0	0	0	0	7
19:00	2	1	3	1	0	0	0	0	0	0	0	0	0	7
19:15	0	0	3	3	0	0	0	0	0	0	0	0	0	6
19:30	0	1	3	1	0	0	0	0	0	0	0	0	0	5
19:45	0	1	4	2	1	0	0	0	0	0	0	0	0	8
20:00	0	0	1	2	1	0	0	0	0	0	0	0	0	4
20:15	0	0	0	0	2	0	0	0	0	0	0	0	0	2
20:30	0	0	0	0	0	0	0	0	0	0	0	0	0	0
20:45	0	0	0	0	0	0	0	0	0	0	0	0	0	0
21:00	0	0	0	0	0	0	0	0	0	0	0	0	0	0
21:15	0	2	0	1	0	0	0	0	0	0	0	0	0	3
21:30	0	0	0	1	0	0	0	0	0	0	0	0	0	1
21:45	0	0	0	0	0	0	0	0	0	0	0	0	0	0
22:00	0	2	1	0	0	0	0	0	0	0	0	0	0	3
22:15	0	0	1	2	0	1	0	0	0	0	0	0	0	4
22:30	0	0	0	0	0	0	0	0	0	0	0	0	0	0
22:45	0	0	0	0	0	0	0	0	0	0	0	0	0	0
23:00	0	0	2	0	0	0	0	0	0	0	0	0	0	2
23:15	0	0	0	0	0	0	0	0	0	0	0	0	0	0
23:30	0	0	0	0	0	0	0	0	0	0	0	0	0	0
23:45	0	0	0	0	0	0	0	0	0	0	0	0	0	0
Totals	18	46	106	131	64	14	5	2						386
% of Totals	5%	12%	27%	34%	17%	4%	1%	1%						100%

AM Volumes	5	13	25	35	22	6	4	2	0	0	0	0	0	112
% AM	1%	3%	6%	9%	6%	2%	1%	1%						29%
AM Peak Hour	9:30	9:30	10:00	9:15	7:45	8:45	6:45	7:45						9:30
Volume	2	5	9	12	9	3	2	2						29
PM Volumes	13	33	81	96	42	8	1	0	0	0	0	0	0	274
% PM	3%	9%	21%	25%	11%	2%	0%							71%
PM Peak Hour	12:45	15:30	15:00	14:00	12:45	14:30	14:15							15:00
Volume	4	8	23	18	14	3	1							50

Directional Peak Periods	AM 7-9			NOON 12-2			PM 4-6			Off Peak Volumes		
All Classes	Volume	⟷	%	Volume	⟷	%	Volume	⟷	%	Volume	⟷	%
	37		10%	63		16%	56		15%	230		60%

Street Name	Direction	Percentiles					
		15th	50th	Average	85th	95th	ADT
S Lamer St	North Bound	17	25	24	31	36	261
S Lamer St	South Bound	19	26	26	32	36	386

ATTACHMENT 3 - 1108

Prepared by National Data & Surveying Services

SPEED

S Lamer St Bet. W Oak St & W Alameda Ave

Day: Tuesday
Date: 1/17/2023

City: Burbank
Project #: CA23_020030_010

Summary

Time	< 15	15 - 19	20 - 24	25 - 29	30 - 34	35 - 39	40 - 44	45 - 49	50 - 54	55 - 59	60 - 64	65 - 69	70 +	Total
0:00 AM	0	0	0	0	0	0	0	0	0	0	0	0	0	0
0:15	0	0	0	0	0	0	0	0	0	0	0	0	0	0
0:30	0	1	0	0	0	0	0	0	0	0	0	0	0	1
0:45	0	0	0	0	0	0	0	0	0	0	0	0	0	0
1:00	0	0	0	0	0	0	0	0	0	0	0	0	0	0
1:15	0	0	0	0	0	0	0	0	0	0	0	0	0	0
1:30	0	0	0	0	0	0	0	0	0	0	0	0	0	0
1:45	0	0	0	0	0	0	0	0	0	0	0	0	0	0
2:00	0	0	0	0	0	0	0	0	0	0	0	0	0	0
2:15	0	0	0	0	0	0	0	0	0	0	0	0	0	0
2:30	0	0	0	0	0	0	0	0	0	0	0	0	0	0
2:45	0	0	0	0	1	0	0	0	0	0	0	0	0	1
3:00	0	0	0	0	0	0	0	0	0	0	0	0	0	0
3:15	0	0	0	0	0	0	0	0	0	0	0	0	0	0
3:30	0	0	0	0	0	1	0	0	0	0	0	0	0	1
3:45	0	0	0	0	0	0	0	0	0	0	0	0	0	0
4:00	0	0	0	0	0	0	0	0	0	0	0	0	0	0
4:15	0	0	0	0	0	0	0	0	0	0	0	0	0	0
4:30	0	0	0	0	0	0	0	0	0	0	0	0	0	0
4:45	0	0	0	0	0	0	0	0	0	0	0	0	0	0
5:00	1	0	0	1	0	0	0	0	0	0	0	0	0	2
5:15	0	1	0	1	0	0	1	0	0	0	0	0	0	3
5:30	0	0	1	1	0	0	0	0	0	0	0	0	0	2
5:45	0	0	1	0	1	0	0	0	0	0	0	0	0	2
6:00	0	1	0	1	1	0	0	0	0	0	0	0	0	3
6:15	0	0	0	0	0	0	0	0	0	0	0	0	0	0
6:30	0	0	1	2	0	0	0	0	0	0	0	0	0	3
6:45	0	0	1	0	0	0	1	0	0	0	0	0	0	2
7:00	0	0	0	2	0	0	1	0	0	0	0	0	0	3
7:15	0	1	2	4	3	1	1	0	0	0	0	0	0	12
7:30	0	1	4	1	1	1	1	0	0	0	0	0	0	9
7:45	1	2	2	2	2	0	0	1	0	0	0	0	0	10
8:00	1	1	3	0	5	1	1	0	0	0	0	0	0	12
8:15	2	1	0	4	6	0	0	0	0	0	0	0	0	13
8:30	2	1	2	5	2	0	1	1	0	0	0	0	0	14
8:45	0	1	6	3	0	1	0	0	0	0	0	0	0	11
9:00	0	0	1	5	2	3	0	0	0	0	0	0	0	11
9:15	0	2	0	9	2	0	0	0	0	0	0	0	0	13
9:30	1	2	1	3	4	2	0	0	0	0	0	0	0	13
9:45	0	5	0	3	0	0	0	0	0	0	0	0	0	8
10:00	1	1	2	5	1	0	1	0	0	0	0	0	0	11
10:15	1	2	2	4	0	0	0	0	0	0	0	0	0	9
10:30	0	2	1	1	0	2	0	0	0	0	0	0	0	6
10:45	0	1	5	3	1	0	0	0	0	0	0	0	0	10
11:00	0	1	3	2	1	1	0	0	0	0	0	0	0	8
11:15	0	0	2	5	1	1	0	0	0	0	0	0	0	9
11:30	0	0	2	4	0	0	0	0	0	0	0	0	0	6
11:45	2	2	2	3	1	0	0	0	0	0	0	0	0	10
12:00 PM	0	0	3	4	1	0	0	0	0	0	0	0	0	8
12:15	0	1	2	0	1	0	0	0	0	0	0	0	0	4
12:30	0	1	1	3	2	0	0	0	0	0	0	0	0	7
12:45	1	0	1	8	1	0	0	0	0	0	0	0	0	11
13:00	2	2	6	4	5	0	0	0	0	0	0	0	0	19
13:15	0	2	3	4	4	0	0	0	0	0	0	0	0	13
13:30	1	3	6	3	6	1	0	0	0	0	0	0	0	20
13:45	2	3	8	5	2	0	0	0	0	0	0	0	0	20
14:00	1	2	4	10	1	0	0	0	0	0	0	0	0	18
14:15	2	1	2	8	2	0	0	0	0	0	0	0	0	15
14:30	0	1	4	5	0	2	0	0	0	0	0	0	0	12
14:45	0	2	2	7	3	0	0	0	0	0	0	0	0	14
15:00	0	1	7	5	1	0	1	0	0	0	0	0	0	15
15:15	1	0	6	4	2	2	0	0	0	0	0	0	0	15
15:30	0	7	8	3	2	0	0	0	0	0	0	0	0	20
15:45	3	4	6	5	2	0	0	0	0	0	0	0	0	20
16:00	1	2	1	0	2	1	0	0	0	0	0	0	0	7
16:15	0	1	4	6	1	0	0	0	0	0	0	0	0	12
16:30	4	0	2	2	1	0	0	0	0	0	0	0	0	9
16:45	0	0	0	4	3	0	0	0	0	0	0	0	0	7
17:00	1	1	1	3	2	1	0	0	0	0	0	0	0	9
17:15	0	1	6	3	2	0	0	0	0	0	0	0	0	12
17:30	1	4	3	11	0	0	0	0	0	0	0	0	0	19
17:45	1	3	4	4	1	1	0	0	0	0	0	0	0	14
18:00	0	1	2	4	1	0	0	0	0	0	0	0	0	8
18:15	0	0	1	4	0	0	0	0	0	0	0	0	0	5
18:30	1	2	2	6	0	1	0	0	0	0	0	0	0	12
18:45	0	2	4	3	0	0	0	0	0	0	0	0	0	9
19:00	2	2	3	4	0	0	0	0	0	0	0	0	0	11
19:15	1	1	5	4	1	0	0	0	0	0	0	0	0	12
19:30	0	1	6	1	0	0	0	0	0	0	0	0	0	8
19:45	0	1	6	2	1	0	0	0	0	0	0	0	0	10
20:00	0	0	1	3	1	0	0	0	0	0	0	0	0	5
20:15	0	0	0	0	2	0	0	0	0	0	0	0	0	2
20:30	1	0	1	0	1	0	0	0	0	0	0	0	0	3
20:45	1	0	1	1	1	0	0	0	0	0	0	0	0	4
21:00	0	0	0	1	0	0	0	0	0	0	0	0	0	1
21:15	0	2	1	1	0	0	0	0	0	0	0	0	0	4
21:30	0	0	0	1	0	0	0	0	0	0	0	0	0	1
21:45	0	0	0	1	0	1	0	0	0	0	0	0	0	2
22:00	0	2	1	0	0	0	0	0	0	0	0	0	0	3
22:15	0	0	1	3	0	1	0	0	0	0	0	0	0	5
22:30	0	1	0	0	0	0	0	0	0	0	0	0	0	1
22:45	0	0	0	0	0	0	0	0	0	0	0	0	0	0
23:00	0	0	2	0	0	0	0	0	0	0	0	0	0	2
23:15	0	0	0	0	0	0	0	0	0	0	0	0	0	0
23:30	0	0	0	0	0	0	0	0	0	0	0	0	0	0
23:45	0	0	0	0	1	0	0	0	0	0	0	0	0	1
Totals	39	86	171	224	91	25	9	2						647
% of Totals	6%	13%	26%	35%	14%	4%	1%	0%						100%

AM Volumes	12	29	44	74	35	14	8	2	0	0	0	0	0	218
% AM	2%	4%	7%	11%	5%	2%	1%	0%						34%
AM Peak Hour	7:45	9:15	10:45	8:30	7:45	8:45	6:45	7:45						8:00
Volume	6	10	12	22	15	6	4	2						50
PM Volumes	27	57	127	150	56	11	1	0	0	0	0	0	0	429
% PM	4%	9%	20%	23%	9%	2%	0%							66%
PM Peak Hour	15:45	15:30	15:00	14:00	13:00	14:30	14:15							13:30
Volume	8	14	27	30	17	4	1							73

Directional Peak Periods	AM 7-9			NOON 12-2			PM 4-6			Off Peak Volumes		
All Classes	Volume	⟷	%	Volume	⟷	%	Volume	⟷	%	Volume	⟷	%
	84	⟷	13%	102	⟷	16%	89	⟷	14%	372	⟷	57%

Street Name	Direction	Percentiles					
		15th	50th	Average	85th	95th	ADT
S Lamer St	Summary	18	26	25	32	36	647

Prepared by National Data & Surveying Services

SPEED

S Lamer St Bet. W Oak St & W Alameda Ave

Day: Tuesday
Date: 1/17/2023

City: Burbank
Project #: CA23_020030_010n

North Bound

Time	< 15	15 - 19	20 - 24	25 - 29	30 - 34	35 - 39	40 - 44	45 - 49	50 - 54	55 - 59	60 - 64	65 - 69	70 +	Total
0:00 AM	0	1	0	0	0	0	0	0	0	0	0	0	0	1
1:00	0	0	0	0	0	0	0	0	0	0	0	0	0	0
2:00	0	0	0	0	0	0	0	0	0	0	0	0	0	0
3:00	0	0	0	0	0	1	0	0	0	0	0	0	0	1
4:00	0	0	0	0	0	0	0	0	0	0	0	0	0	0
5:00	0	0	1	3	1	0	1	0	0	0	0	0	0	6
6:00	0	1	0	2	0	0	1	0	0	0	0	0	0	4
7:00	1	2	4	5	3	2	1	0	0	0	0	0	0	18
8:00	4	2	8	9	5	0	1	0	0	0	0	0	0	29
9:00	1	5	0	9	3	3	0	0	0	0	0	0	0	21
10:00	0	4	1	4	0	2	0	0	0	0	0	0	0	11
11:00	1	1	5	7	1	0	0	0	0	0	0	0	0	15
12:00 PM	0	2	4	5	1	0	0	0	0	0	0	0	0	12
13:00	2	7	9	6	3	0	0	0	0	0	0	0	0	27
14:00	2	1	8	12	2	0	0	0	0	0	0	0	0	25
15:00	3	6	4	4	2	1	0	0	0	0	0	0	0	20
16:00	2	1	5	7	1	1	0	0	0	0	0	0	0	17
17:00	1	3	4	7	1	0	0	0	0	0	0	0	0	16
18:00	1	1	2	4	0	0	0	0	0	0	0	0	0	8
19:00	1	2	7	4	1	0	0	0	0	0	0	0	0	15
20:00	2	0	2	2	2	0	0	0	0	0	0	0	0	8
21:00	0	0	1	2	0	1	0	0	0	0	0	0	0	4
22:00	0	1	0	1	0	0	0	0	0	0	0	0	0	2
23:00	0	0	0	0	1	0	0	0	0	0	0	0	0	1
Totals	21	40	65	93	27	11	4							261
% of Totals	8%	15%	25%	36%	10%	4%	2%							100%

AM Volumes	7	16	19	39	13	8	4	0	0	0	0	0	0	106
% AM	3%	6%	7%	15%	5%	3%	2%							41%
AM Peak Hour	8:00	9:00	8:00	8:00	8:00	9:00	5:00							8:00
Volume	4	5	8	9	5	3	1							29
PM Volumes	14	24	46	54	14	3	0	0	0	0	0	0	0	155
% PM	5%	9%	18%	21%	5%	1%								59%
PM Peak Hour	15:00	13:00	13:00	14:00	13:00	15:00								13:00
Volume	3	7	9	12	3	1								27

Directional Peak Periods	AM 7-9			NOON 12-2			PM 4-6			Off Peak Volumes		
All Speeds	Volume		%	Volume		%	Volume		%	Volume		%
	47	↔	18%	39	↔	15%	33	↔	13%	142	↔	54%

Street Name	Direction	Percentiles					
		15th	50th	Average	85th	95th	ADT
S Lamer St	North Bound	17	25	24	31	36	261
S Lamer St	South Bound	19	26	26	32	36	386

Prepared by National Data & Surveying Services

SPEED

S Lamer St Bet. W Oak St & W Alameda Ave

Day: Tuesday
Date: 1/17/2023

City: Burbank
Project #: CA23_020030_010s

South Bound

Time	< 15	15 - 19	20 - 24	25 - 29	30 - 34	35 - 39	40 - 44	45 - 49	50 - 54	55 - 59	60 - 64	65 - 69	70 +	Total
0:00 AM	0	0	0	0	0	0	0	0	0	0	0	0	0	0
1:00	0	0	0	0	0	0	0	0	0	0	0	0	0	0
2:00	0	0	0	0	1	0	0	0	0	0	0	0	0	1
3:00	0	0	0	0	0	0	0	0	0	0	0	0	0	0
4:00	0	0	0	0	0	0	0	0	0	0	0	0	0	0
5:00	1	1	1	0	0	0	0	0	0	0	0	0	0	3
6:00	0	0	2	1	1	0	0	0	0	0	0	0	0	4
7:00	0	2	4	4	3	0	2	1	0	0	0	0	0	16
8:00	1	2	3	3	8	2	1	1	0	0	0	0	0	21
9:00	0	4	2	11	5	2	0	0	0	0	0	0	0	24
10:00	2	2	9	9	2	0	1	0	0	0	0	0	0	25
11:00	1	2	4	7	2	2	0	0	0	0	0	0	0	18
12:00 PM	1	0	3	10	4	0	0	0	0	0	0	0	0	18
13:00	3	3	14	10	14	1	0	0	0	0	0	0	0	45
14:00	1	5	4	18	4	2	0	0	0	0	0	0	0	34
15:00	1	6	23	13	5	1	1	0	0	0	0	0	0	50
16:00	3	2	2	5	6	0	0	0	0	0	0	0	0	18
17:00	2	6	10	14	4	2	0	0	0	0	0	0	0	38
18:00	0	4	7	13	1	1	0	0	0	0	0	0	0	26
19:00	2	3	13	7	1	0	0	0	0	0	0	0	0	26
20:00	0	0	1	2	3	0	0	0	0	0	0	0	0	6
21:00	0	2	0	2	0	0	0	0	0	0	0	0	0	4
22:00	0	2	2	2	0	1	0	0	0	0	0	0	0	7
23:00	0	0	2	0	0	0	0	0	0	0	0	0	0	2
Totals	18	46	106	131	64	14	5	2						386
% of Totals	5%	12%	27%	34%	17%	4%	1%	1%						100%

AM Volumes	5	13	25	35	22	6	4	2	0	0	0	0	0	112
% AM	1%	3%	6%	9%	6%	2%	1%	1%						29%
AM Peak Hour	10:00	9:00	10:00	9:00	8:00	8:00	7:00	7:00						10:00
Volume	2	4	9	11	8	2	2	1						25
PM Volumes	13	33	81	96	42	8	1	0	0	0	0	0	0	274
% PM	3%	9%	21%	25%	11%	2%	0%							71%
PM Peak Hour	13:00	15:00	15:00	14:00	13:00	14:00	15:00							15:00
Volume	3	6	23	18	14	2	1							50

Directional Peak Periods	AM 7-9			NOON 12-2			PM 4-6			Off Peak Volumes		
All Speeds	Volume		%	Volume		%	Volume		%	Volume		%
	37	↔	10%	63	↔	16%	56	↔	15%	230	↔	60%

Street Name	Direction	Percentiles					
		15th	50th	Average	85th	95th	ADT
S Lamer St	North Bound	17	25	24	31	36	261
S Lamer St	South Bound	19	26	26	32	36	386

Prepared by National Data & Surveying Services

SPEED

S Lamer St Bet. W Oak St & W Alameda Ave

Day: Tuesday
Date: 1/17/2023

City: Burbank
Project #: CA23_020030_010

Summary

Time	< 15	15 - 19	20 - 24	25 - 29	30 - 34	35 - 39	40 - 44	45 - 49	50 - 54	55 - 59	60 - 64	65 - 69	70 +	Total
0:00 AM	0	1	0	0	0	0	0	0	0	0	0	0	0	1
1:00	0	0	0	0	0	0	0	0	0	0	0	0	0	0
2:00	0	0	0	0	1	0	0	0	0	0	0	0	0	1
3:00	0	0	0	0	0	1	0	0	0	0	0	0	0	1
4:00	0	0	0	0	0	0	0	0	0	0	0	0	0	0
5:00	1	1	2	3	1	0	1	0	0	0	0	0	0	9
6:00	0	1	2	3	1	0	1	0	0	0	0	0	0	8
7:00	1	4	8	9	6	2	3	1	0	0	0	0	0	34
8:00	5	4	11	12	13	2	2	1	0	0	0	0	0	50
9:00	1	9	2	20	8	5	0	0	0	0	0	0	0	45
10:00	2	6	10	13	2	2	1	0	0	0	0	0	0	36
11:00	2	3	9	14	3	2	0	0	0	0	0	0	0	33
12:00 PM	1	2	7	15	5	0	0	0	0	0	0	0	0	30
13:00	5	10	23	16	17	1	0	0	0	0	0	0	0	72
14:00	3	6	12	30	6	2	0	0	0	0	0	0	0	59
15:00	4	12	27	17	7	2	1	0	0	0	0	0	0	70
16:00	5	3	7	12	7	1	0	0	0	0	0	0	0	35
17:00	3	9	14	21	5	2	0	0	0	0	0	0	0	54
18:00	1	5	9	17	1	1	0	0	0	0	0	0	0	34
19:00	3	5	20	11	2	0	0	0	0	0	0	0	0	41
20:00	2	0	3	4	5	0	0	0	0	0	0	0	0	14
21:00	0	2	1	4	0	1	0	0	0	0	0	0	0	8
22:00	0	3	2	3	0	1	0	0	0	0	0	0	0	9
23:00	0	0	2	0	1	0	0	0	0	0	0	0	0	3
Totals	39	86	171	224	91	25	9	2						647
% of Totals	6%	13%	26%	35%	14%	4%	1%	0%						100%

AM Volumes	12	29	44	74	35	14	8	2	0	0	0	0	0	218
% AM	2%	4%	7%	11%	5%	2%	1%	0%						34%
AM Peak Hour	8:00	9:00	8:00	9:00	8:00	9:00	7:00	7:00						8:00
Volume	5	9	11	20	13	5	3	1						50
PM Volumes	27	57	127	150	56	11	1	0	0	0	0	0	0	429
% PM	4%	9%	20%	23%	9%	2%	0%							66%
PM Peak Hour	13:00	15:00	15:00	14:00	13:00	14:00	15:00							13:00
Volume	5	12	27	30	17	2	1							72

Directional Peak Periods	AM 7-9			NOON 12-2			PM 4-6			Off Peak Volumes		
All Speeds	Volume		%	Volume		%	Volume		%	Volume		%
	84	↔	13%	102	↔	16%	89	↔	14%	372	↔	57%

Street Name	Direction	Percentiles					
		15th	50th	Average	85th	95th	ADT
S Lamer St	Summary	18	26	25	32	36	647

Prepared by NDS/ATD

Prepared by National Data & Surveying Services

VOLUME

S Lamer St Bet. W Oak St & W Alameda Ave

Day: Tuesday
Date: 1/17/2023

City: Burbank
Project #: CA23_020030_010

DAILY TOTALS	NB	SB	EB	WB	Total
	261	386	0	0	647

AM Period	NB		SB		EB	WB	TOTAL		PM Period	NB		SB		EB	WB	TOTAL	
0:00	0		0		0	0			12:00	4		4		0	0	8	
0:15	0		0		0	0			12:15	2		2		0	0	4	
0:30	1		0		0	0	1		12:30	2		5		0	0	7	
0:45	0	1	0		0	0		1	12:45	4	12	7	18	0	0	11	30
1:00	0		0		0	0			13:00	6		13		0	0	19	
1:15	0		0		0	0			13:15	4		9		0	0	13	
1:30	0		0		0	0			13:30	4		16		0	0	20	
1:45	0		0		0	0			13:45	13	27	7	45	0	0	20	72
2:00	0		0		0	0			14:00	8		10		0	0	18	
2:15	0		0		0	0			14:15	7		8		0	0	15	
2:30	0		0		0	0			14:30	4		8		0	0	12	
2:45	0		1	1	0	0	1	1	14:45	6	25	8	34	0	0	14	59
3:00	0		0		0	0			15:00	5		10		0	0	15	
3:15	0		0		0	0			15:15	4		11		0	0	15	
3:30	1		0		0	0	1		15:30	4		16		0	0	20	
3:45	0	1	0		0	0		1	15:45	7	20	13	50	0	0	20	70
4:00	0		0		0	0			16:00	4		3		0	0	7	
4:15	0		0		0	0			16:15	5		7		0	0	12	
4:30	0		0		0	0			16:30	4		5		0	0	9	
4:45	0		0		0	0			16:45	4	17	3	18	0	0	7	35
5:00	1		1		0	0	2		17:00	3		6		0	0	9	
5:15	2		1		0	0	3		17:15	7		5		0	0	12	
5:30	2		0		0	0	2		17:30	5		14		0	0	19	
5:45	1	6	1	3	0	0	2	9	17:45	1	16	13	38	0	0	14	54
6:00	2		1		0	0	3		18:00	1		7		0	0	8	
6:15	0		0		0	0			18:15	1		4		0	0	5	
6:30	1		2		0	0	3		18:30	4		8		0	0	12	
6:45	1	4	1	4	0	0	2	8	18:45	2	8	7	26	0	0	9	34
7:00	3		0		0	0	3		19:00	4		7		0	0	11	
7:15	7		5		0	0	12		19:15	6		6		0	0	12	
7:30	5		4		0	0	9		19:30	3		5		0	0	8	
7:45	3	18	7	16	0	0	10	34	19:45	2	15	8	26	0	0	10	41
8:00	6		6		0	0	12		20:00	1		4		0	0	5	
8:15	7		6		0	0	13		20:15	0		2		0	0	2	
8:30	8		6		0	0	14		20:30	3		0		0	0	3	
8:45	8	29	3	21	0	0	11	50	20:45	4	8	0	6	0	0	4	14
9:00	6		5		0	0	11		21:00	1		0		0	0	1	
9:15	8		5		0	0	13		21:15	1		3		0	0	4	
9:30	5		8		0	0	13		21:30	0		1		0	0	1	
9:45	2	21	6	24	0	0	8	45	21:45	2	4	0	4	0	0	2	8
10:00	3		8		0	0	11		22:00	0		3		0	0	3	
10:15	2		7		0	0	9		22:15	1		4		0	0	5	
10:30	4		2		0	0	6		22:30	1		0		0	0	1	
10:45	2	11	8	25	0	0	10	36	22:45	0	2	0	7	0	0		9
11:00	2		6		0	0	8		23:00	0		2		0	0	2	
11:15	4		5		0	0	9		23:15	0		0		0	0		
11:30	3		3		0	0	6		23:30	0		0		0	0		
11:45	6	15	4	18	0	0	10	33	23:45	1	1	0	2	0	0	1	3
TOTALS		106		112				218	TOTALS		155		274				429
SPLIT %		48.6%		51.4%				33.7%	SPLIT %		36.1%		63.9%				66.3%

DAILY TOTALS	NB	SB	EB	WB	Total
	261	386	0	0	647

AM Peak Hour	8:30	9:30			8:00	PM Peak Hour	13:30	15:00			13:30
AM Pk Volume	30	29			50	PM Pk Volume	32	50			73
Pk Hr Factor	0.938	0.906			0.893	Pk Hr Factor	0.615	0.781			0.913
7 - 9 Volume	47	37	0	0	84	4 - 6 Volume	33	56	0	0	89
7 - 9 Peak Hour	8:00	7:45			8:00	4 - 6 Peak Hour	16:45	17:00			17:00
7 - 9 Pk Volume	29	25	0	0	50	4 - 6 Pk Volume	19	38	0	0	54
Pk Hr Factor	0.906	0.893	0.000	0.000	0.893	Pk Hr Factor	0.679	0.679	0.000	0.000	0.711

Prepared by NDS/ATD

Project #: CA23_020030_010 **City:** Burbank

Location: S Lamer St Bet. W Oak St & W Alameda Ave **Date:** 1/17/2023

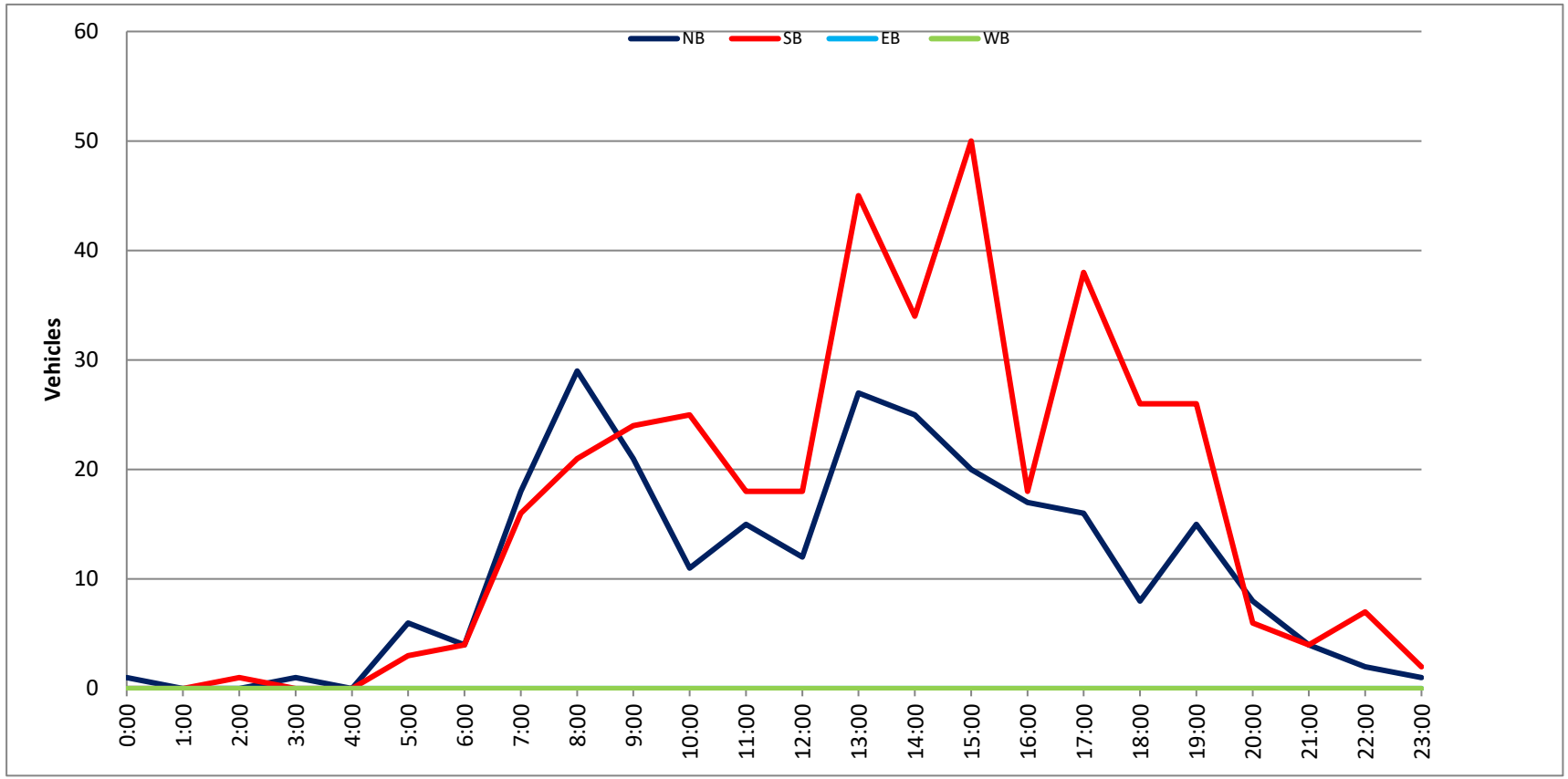

Prepared by National Data & Surveying Services

SPEED

S Lamer St Bet. W Oak St & W Alameda Ave

Day: Wednesday
Date: 1/18/2023

City: Burbank
Project #: CA23_020030_010n

North Bound

Time	< 15	15 - 19	20 - 24	25 - 29	30 - 34	35 - 39	40 - 44	45 - 49	50 - 54	55 - 59	60 - 64	65 - 69	70 +	Total
0:00 AM	0	0	0	0	0	0	0	0	0	0	0	0	0	0
0:15	0	0	0	0	0	0	0	0	0	0	0	0	0	0
0:30	0	0	0	0	0	0	0	0	0	0	0	0	0	0
0:45	0	0	0	0	0	0	0	0	0	0	0	0	0	0
1:00	0	0	0	0	0	0	0	0	0	0	0	0	0	0
1:15	0	0	0	1	0	0	0	0	0	0	0	0	0	1
1:30	0	0	0	0	0	0	0	0	0	0	0	0	0	0
1:45	0	0	0	0	0	0	0	0	0	0	0	0	0	0
2:00	0	0	0	0	0	0	0	0	0	0	0	0	0	0
2:15	0	0	0	0	0	0	0	0	0	0	0	0	0	0
2:30	0	0	0	0	0	0	0	0	0	0	0	0	0	0
2:45	0	0	0	0	0	0	0	0	0	0	0	0	0	0
3:00	0	0	0	0	0	0	0	0	0	0	0	0	0	0
3:15	0	0	0	0	0	0	0	0	0	0	0	0	0	0
3:30	0	0	0	0	0	0	0	0	0	0	0	0	0	0
3:45	0	0	0	0	0	0	0	0	0	0	0	0	0	0
4:00	0	0	0	0	0	0	0	0	0	0	0	0	0	0
4:15	0	0	1	0	0	0	0	0	0	0	0	0	0	1
4:30	0	0	0	0	0	0	0	0	0	0	0	0	0	0
4:45	0	0	1	0	0	0	0	0	0	0	0	0	0	1
5:00	0	0	0	1	0	0	0	0	0	0	0	0	0	1
5:15	0	0	0	3	0	0	0	0	0	0	0	0	0	3
5:30	0	0	0	0	0	0	0	0	0	0	0	0	0	0
5:45	0	0	1	0	0	0	0	0	0	0	0	0	0	1
6:00	0	0	0	1	0	0	0	0	0	0	0	0	0	1
6:15	0	0	0	0	0	0	0	0	0	0	0	0	0	0
6:30	0	0	1	0	1	0	0	0	0	0	0	0	0	2
6:45	0	0	0	0	0	0	0	0	0	0	0	0	0	0
7:00	0	2	0	1	3	0	0	0	0	0	0	0	0	6
7:15	0	0	0	0	1	0	0	0	0	0	0	0	0	1
7:30	0	1	1	3	1	0	0	0	0	0	0	0	0	6
7:45	1	2	0	1	1	0	0	0	0	0	0	0	0	5
8:00	1	0	4	4	2	1	1	0	0	0	0	0	0	13
8:15	2	1	0	0	1	0	0	0	0	0	0	0	0	4
8:30	2	2	1	1	0	0	0	0	0	0	0	0	0	6
8:45	0	0	1	1	1	0	0	0	0	0	0	0	0	3
9:00	1	0	0	0	1	0	0	0	0	0	0	0	0	2
9:15	1	1	0	2	0	0	0	0	0	0	0	0	0	4
9:30	1	0	3	0	0	0	0	0	0	0	0	0	0	4
9:45	0	0	2	0	2	0	0	0	0	0	0	0	0	4
10:00	2	1	0	1	1	1	0	0	0	0	0	0	0	6
10:15	0	1	1	1	0	0	0	0	0	0	0	0	0	3
10:30	2	2	1	2	2	0	0	0	0	0	0	0	0	9
10:45	0	1	1	1	0	0	0	0	0	0	0	0	0	3
11:00	1	2	2	2	2	0	0	0	0	0	0	0	0	9
11:15	0	2	2	3	0	0	0	0	0	0	0	0	0	7
11:30	0	0	0	3	1	0	0	0	0	0	0	0	0	4
11:45	1	1	1	0	0	0	0	0	0	0	0	0	0	3
12:00 PM	0	1	2	2	2	0	0	0	0	0	0	0	0	7
12:15	1	0	0	2	2	1	0	0	0	0	0	0	0	6
12:30	0	1	1	1	2	1	0	0	0	0	0	0	0	6
12:45	1	1	1	5	0	0	0	0	0	0	0	0	0	8
13:00	2	0	2	2	2	0	0	0	0	0	0	0	0	8
13:15	0	0	2	3	0	0	0	0	0	0	0	0	0	5
13:30	0	2	3	3	0	0	0	0	0	0	0	0	0	8
13:45	0	2	0	1	1	0	0	0	0	0	0	0	0	4
14:00	0	1	0	1	1	0	0	0	0	0	0	0	0	3
14:15	0	4	3	1	1	0	0	0	0	0	0	0	0	9
14:30	1	3	2	2	0	2	0	0	0	0	0	0	0	10
14:45	0	2	1	0	0	0	0	0	0	0	0	0	0	3
15:00	0	1	0	4	0	0	0	0	0	0	0	0	0	5
15:15	1	0	0	3	1	0	0	0	0	0	0	0	0	5
15:30	0	0	0	1	1	0	0	0	0	0	0	0	0	2
15:45	0	1	3	1	0	0	0	0	0	0	0	0	0	5
16:00	0	1	2	3	0	0	0	0	0	0	0	0	0	6
16:15	0	1	1	2	0	0	0	0	0	0	0	0	0	4
16:30	0	2	3	4	0	0	0	0	0	0	0	0	0	9
16:45	2	4	2	1	0	0	0	0	0	0	0	0	0	9
17:00	2	0	2	4	0	1	1	0	0	0	0	0	0	10
17:15	0	0	2	2	1	0	0	0	0	0	0	0	0	5
17:30	0	1	1	0	1	0	0	0	0	0	0	0	0	3
17:45	0	0	3	0	1	0	0	0	0	0	0	0	0	4
18:00	0	1	2	0	0	0	0	0	0	0	0	0	0	3
18:15	0	1	2	0	0	0	0	0	0	0	0	0	0	3
18:30	0	1	2	0	0	0	0	0	0	0	0	0	0	3
18:45	1	1	0	3	1	0	0	0	0	0	0	0	0	6
19:00	0	0	3	1	1	0	0	0	0	0	0	0	0	5
19:15	0	1	1	4	0	0	0	0	0	0	0	0	0	6
19:30	0	0	1	0	0	0	0	0	0	0	0	0	0	1
19:45	0	0	2	1	0	0	0	0	0	0	0	0	0	3
20:00	1	0	0	0	0	0	0	0	0	0	0	0	0	1
20:15	0	0	2	3	0	0	0	0	0	0	0	0	0	5
20:30	0	1	2	1	1	0	0	0	0	0	0	0	0	5
20:45	0	0	1	0	1	0	0	0	0	0	0	0	0	2
21:00	0	0	1	0	0	0	0	0	0	0	0	0	0	1
21:15	0	0	1	1	0	0	0	0	0	0	0	0	0	2
21:30	0	1	1	0	2	0	0	0	0	0	0	0	0	4
21:45	0	0	0	0	2	0	0	0	0	0	0	0	0	2
22:00	0	0	1	1	0	0	0	0	0	0	0	0	0	2
22:15	0	0	0	2	0	0	0	0	0	0	0	0	0	2
22:30	0	0	0	0	0	0	0	0	0	0	0	0	0	0
22:45	0	0	0	0	0	1	0	0	0	0	0	0	0	1
23:00	0	0	0	1	0	0	0	0	0	0	0	0	0	1
23:15	0	0	1	0	0	0	0	0	0	0	0	0	0	1
23:30	0	0	0	0	0	0	0	0	0	0	0	0	0	0
23:45	1	0	0	0	0	0	0	0	0	0	0	0	0	1
Totals	**22**	**54**	**83**	**98**	**44**	**8**	**2**							**317**
% of Totals	9%	17%	26%	31%	14%	3%	1%							100%

AM Volumes	15	19	24	32	20	2	1	0	0	0	0	0	0	113
% AM	5%	6%	8%	10%	6%	1%	0%							36%
AM Peak Hour	7:45	10:30	8:00	10:45	7:00	11:45	7:15							7:30
Volume	6	7	6	9	6	2	1							28
PM Volumes	13	35	59	66	24	6	1	0	0	0	0	0	0	204
% PM	4%	11%	19%	21%	8%	2%	0%							64%
PM Peak Hour	12:15	13:45	15:45	12:45	12:00	12:00	16:15							16:30
Volume	4	10	9	13	6	2	1							33

Directional Peak Periods	AM 7-9			NOON 12-2			PM 4-6			Off Peak Volumes		
All Classes	Volume	⟷	%	Volume	⟷	%	Volume	⟷	%	Volume	⟷	%
	44		14%	52		16%	50		16%	171		54%

Street Name	Direction	Percentiles					
		15th	50th	Average	85th	95th	ADT
S Lamer St	North Bound	17	25	24	31	34	317
S Lamer St	South Bound	18	25	24	30	34	418

Prepared by National Data & Surveying Services

SPEED

S Lamer St Bet. W Oak St & W Alameda Ave

Day: Wednesday
Date: 1/18/2023

City: Burbank
Project #: CA23_020030_010s

South Bound

Time	< 15	15 - 19	20 - 24	25 - 29	30 - 34	35 - 39	40 - 44	45 - 49	50 - 54	55 - 59	60 - 64	65 - 69	70 +	Total
0:00 AM	0	0	0	0	0	0	0	0	0	0	0	0	0	0
0:15	0	0	1	0	0	0	0	0	0	0	0	0	0	1
0:30	0	0	0	0	0	0	0	0	0	0	0	0	0	0
0:45	0	0	0	0	0	0	0	0	0	0	0	0	0	0
1:00	0	0	0	0	0	0	0	0	0	0	0	0	0	0
1:15	0	0	0	1	0	0	0	0	0	0	0	0	0	1
1:30	0	0	0	0	0	0	0	0	0	0	0	0	0	0
1:45	0	0	0	0	0	0	0	0	0	0	0	0	0	0
2:00	0	0	0	0	0	0	0	0	0	0	0	0	0	0
2:15	0	0	0	0	0	0	0	0	0	0	0	0	0	0
2:30	0	0	0	0	0	0	0	0	0	0	0	0	0	0
2:45	0	0	0	0	0	0	0	0	0	0	0	0	0	0
3:00	0	0	0	0	0	0	0	0	0	0	0	0	0	0
3:15	0	0	0	0	0	0	0	0	0	0	0	0	0	0
3:30	0	0	0	0	0	0	0	0	0	0	0	0	0	0
3:45	0	0	0	0	0	0	0	0	0	0	0	0	0	0
4:00	0	0	0	0	0	0	0	0	0	0	0	0	0	0
4:15	0	0	0	0	0	0	0	0	0	0	0	0	0	0
4:30	0	0	0	0	0	0	0	0	0	0	0	0	0	0
4:45	0	0	0	0	0	0	0	0	0	0	0	0	0	0
5:00	0	0	1	0	0	0	0	0	0	0	0	0	0	1
5:15	0	0	0	0	0	0	0	0	0	0	0	0	0	0
5:30	1	0	0	0	0	0	0	0	0	0	0	0	0	1
5:45	0	0	0	0	0	0	0	0	0	0	0	0	0	0
6:00	0	0	0	0	0	0	0	0	0	0	0	0	0	0
6:15	0	0	0	1	0	0	0	0	0	0	0	0	0	1
6:30	0	0	1	1	1	0	0	0	0	0	0	0	0	3
6:45	0	0	1	0	0	0	0	0	0	0	0	0	0	1
7:00	1	0	1	0	0	0	0	0	0	0	0	0	0	2
7:15	0	0	1	1	2	1	0	0	0	0	0	0	0	5
7:30	1	3	2	5	0	0	0	0	0	0	0	0	0	11
7:45	1	0	0	3	1	0	1	0	0	0	0	0	0	6
8:00	0	1	0	4	2	0	0	0	0	0	0	0	0	7
8:15	1	0	2	4	3	2	0	0	0	0	0	0	0	12
8:30	0	0	3	2	2	2	1	0	0	0	0	0	0	10
8:45	1	2	0	2	2	0	0	0	0	0	0	0	0	7
9:00	0	2	1	2	1	0	0	0	0	0	0	0	0	6
9:15	2	0	3	3	1	1	0	0	0	0	0	0	0	10
9:30	0	0	1	1	2	0	0	0	0	0	0	0	0	4
9:45	0	1	1	1	3	0	0	0	0	0	0	0	0	6
10:00	0	0	2	0	0	0	0	0	0	0	0	0	0	2
10:15	0	1	2	2	0	0	0	0	0	0	0	0	0	5
10:30	0	2	1	1	0	0	0	0	0	0	0	0	0	4
10:45	0	0	1	4	1	0	0	0	0	0	0	0	0	6
11:00	1	0	3	0	0	0	0	0	0	0	0	0	0	4
11:15	0	0	6	0	0	0	0	0	0	0	0	0	0	6
11:30	0	1	2	4	0	0	0	0	0	0	0	0	0	7
11:45	0	0	3	1	1	0	0	0	0	0	0	0	0	5
12:00 PM	0	3	2	2	0	0	0	0	0	0	0	0	0	7
12:15	1	0	1	1	1	0	0	0	0	0	0	0	0	4
12:30	0	0	1	3	3	0	0	0	0	0	0	0	0	7
12:45	0	0	1	1	1	0	0	0	0	0	0	0	0	3
13:00	2	1	0	3	2	0	0	0	0	0	0	0	0	8
13:15	0	1	6	2	0	0	0	0	0	0	0	0	0	9
13:30	0	1	1	1	2	1	0	0	0	0	0	0	0	6
13:45	1	2	2	3	1	0	0	0	0	0	0	0	0	9
14:00	0	0	1	1	0	0	0	0	0	0	0	0	0	2
14:15	1	1	2	1	1	0	0	0	0	0	0	0	0	6
14:30	4	0	2	3	0	0	0	0	0	0	0	0	0	9
14:45	0	2	6	2	0	1	0	0	0	0	0	0	0	11
15:00	0	0	1	2	1	0	0	0	0	0	0	0	0	4
15:15	2	0	4	9	2	0	0	0	0	0	0	0	0	17
15:30	2	0	1	2	1	0	0	0	0	0	0	0	0	6
15:45	1	0	4	3	0	1	1	0	0	0	0	0	0	10
16:00	1	2	3	3	0	0	0	0	0	0	0	0	0	9
16:15	1	1	3	3	1	0	0	0	0	0	0	0	0	9
16:30	0	1	5	3	2	0	0	0	0	0	0	0	0	11
16:45	2	2	7	1	0	0	0	0	0	0	0	0	0	12
17:00	0	1	3	4	0	0	0	0	0	0	0	0	0	8
17:15	0	5	8	2	1	0	0	0	0	0	0	0	0	16
17:30	1	0	4	3	0	0	0	0	0	0	0	0	0	8
17:45	0	1	4	7	1	0	0	0	0	0	0	0	0	13
18:00	1	0	3	2	0	0	0	0	0	0	0	0	0	6
18:15	0	1	2	4	1	0	0	0	0	0	0	0	0	8
18:30	0	0	2	5	0	0	0	0	0	0	0	0	0	7
18:45	2	0	2	1	1	0	0	0	0	0	0	0	0	6
19:00	0	0	0	0	1	0	0	0	0	0	0	0	0	1
19:15	0	1	4	3	1	0	0	0	0	0	0	0	0	9
19:30	1	1	2	0	0	0	0	0	0	0	0	0	0	4
19:45	1	2	1	1	0	0	0	0	0	0	0	0	0	5
20:00	1	1	3	1	0	0	0	0	0	0	0	0	0	6
20:15	0	0	2	2	0	0	0	0	0	0	0	0	0	4
20:30	2	0	2	0	0	0	0	0	0	0	0	0	0	4
20:45	0	0	0	2	0	0	0	0	0	0	0	0	0	2
21:00	0	0	0	1	0	1	0	0	0	0	0	0	0	2
21:15	0	0	1	1	0	0	0	0	0	0	0	0	0	2
21:30	0	0	1	0	0	0	0	0	0	0	0	0	0	1
21:45	0	1	0	0	0	0	0	0	0	0	0	0	0	1
22:00	0	0	3	0	0	0	0	0	0	0	0	0	0	3
22:15	0	1	0	1	0	0	0	0	0	0	0	0	0	2
22:30	0	0	2	1	0	0	0	0	0	0	0	0	0	3
22:45	0	0	0	1	0	1	0	0	0	0	0	0	0	2
23:00	0	0	0	0	0	0	0	0	0	0	0	0	0	0
23:15	0	0	0	0	0	0	0	0	0	0	0	0	0	0
23:30	0	0	0	2	0	0	0	0	0	0	0	0	0	2
23:45	0	0	0	0	0	0	0	0	0	0	0	0	0	0
Totals	36	45	141	136	46	11	3							418
% of Totals	9%	11%	34%	33%	11%	3%	1%							100%

AM Volumes	9	13	38	43	22	6	2	0	0	0	0	0	0	134
% AM	2%	3%	9%	10%	5%	1%	0%							32%
AM Peak Hour	7:00	7:15	11:00	7:30	8:00	7:45	7:45							7:30
Volume	3	4	14	16	9	4	2							36
PM Volumes	27	32	102	93	24	5	1	0	0	0	0	0	0	284
% PM	6%	8%	24%	22%	6%	1%	0%							68%
PM Peak Hour	13:45	16:30	16:30	17:45	12:15	12:45	15:00							16:30
Volume	6	9	23	18	7	1	1							47

Directional Peak Periods	AM 7-9			NOON 12-2			PM 4-6			Off Peak Volumes		
All Classes	Volume	⟷	%	Volume	⟷	%	Volume	⟷	%	Volume	⟷	%
	60	⟷	14%	53	⟷	13%	86	⟷	21%	219	⟷	52%

Street Name	Direction	Percentiles					
		15th	50th	Average	85th	95th	ADT
S Lamer St	North Bound	17	25	24	31	34	317
S Lamer St	South Bound	18	25	24	30	34	418

Prepared by National Data & Surveying Services

SPEED

S Lamer St Bet. W Oak St & W Alameda Ave

Day: Wednesday
Date: 1/18/2023

City: Burbank
Project #: CA23_020030_010

Summary

Time	< 15	15 - 19	20 - 24	25 - 29	30 - 34	35 - 39	40 - 44	45 - 49	50 - 54	55 - 59	60 - 64	65 - 69	70 +	Total
0:00 AM	0	0	0	0	0	0	0	0	0	0	0	0	0	0
0:15	0	0	1	0	0	0	0	0	0	0	0	0	0	1
0:30	0	0	0	0	0	0	0	0	0	0	0	0	0	0
0:45	0	0	0	0	0	0	0	0	0	0	0	0	0	0
1:00	0	0	0	0	0	0	0	0	0	0	0	0	0	0
1:15	0	0	0	2	0	0	0	0	0	0	0	0	0	2
1:30	0	0	0	0	0	0	0	0	0	0	0	0	0	0
1:45	0	0	0	0	0	0	0	0	0	0	0	0	0	0
2:00	0	0	0	0	0	0	0	0	0	0	0	0	0	0
2:15	0	0	0	0	0	0	0	0	0	0	0	0	0	0
2:30	0	0	0	0	0	0	0	0	0	0	0	0	0	0
2:45	0	0	0	0	0	0	0	0	0	0	0	0	0	0
3:00	0	0	0	0	0	0	0	0	0	0	0	0	0	0
3:15	0	0	0	0	0	0	0	0	0	0	0	0	0	0
3:30	0	0	0	0	0	0	0	0	0	0	0	0	0	0
3:45	0	0	0	0	0	0	0	0	0	0	0	0	0	0
4:00	0	0	0	0	0	0	0	0	0	0	0	0	0	0
4:15	0	0	1	0	0	0	0	0	0	0	0	0	0	1
4:30	0	0	0	0	0	0	0	0	0	0	0	0	0	0
4:45	0	0	1	0	0	0	0	0	0	0	0	0	0	1
5:00	0	0	1	1	0	0	0	0	0	0	0	0	0	2
5:15	0	0	0	3	0	0	0	0	0	0	0	0	0	3
5:30	1	0	0	0	0	0	0	0	0	0	0	0	0	1
5:45	0	0	1	0	0	0	0	0	0	0	0	0	0	1
6:00	0	0	0	1	0	0	0	0	0	0	0	0	0	1
6:15	0	0	0	1	0	0	0	0	0	0	0	0	0	1
6:30	0	0	2	1	2	0	0	0	0	0	0	0	0	5
6:45	0	0	1	0	0	0	0	0	0	0	0	0	0	1
7:00	1	2	1	1	3	0	0	0	0	0	0	0	0	8
7:15	0	0	1	1	3	1	0	0	0	0	0	0	0	6
7:30	1	4	3	8	1	0	0	0	0	0	0	0	0	17
7:45	2	2	0	4	2	0	1	0	0	0	0	0	0	11
8:00	1	1	4	8	4	1	1	0	0	0	0	0	0	20
8:15	3	1	2	4	4	2	0	0	0	0	0	0	0	16
8:30	2	2	4	3	2	2	1	0	0	0	0	0	0	16
8:45	1	2	1	3	3	0	0	0	0	0	0	0	0	10
9:00	1	2	1	2	2	0	0	0	0	0	0	0	0	8
9:15	3	1	3	5	1	1	0	0	0	0	0	0	0	14
9:30	1	0	4	1	2	0	0	0	0	0	0	0	0	8
9:45	0	1	3	1	5	0	0	0	0	0	0	0	0	10
10:00	2	1	2	1	1	1	0	0	0	0	0	0	0	8
10:15	0	2	3	3	0	0	0	0	0	0	0	0	0	8
10:30	2	4	2	3	2	0	0	0	0	0	0	0	0	13
10:45	0	1	2	5	1	0	0	0	0	0	0	0	0	9
11:00	2	2	5	2	2	0	0	0	0	0	0	0	0	13
11:15	0	2	8	3	0	0	0	0	0	0	0	0	0	13
11:30	0	1	2	7	1	0	0	0	0	0	0	0	0	11
11:45	1	1	4	1	1	0	0	0	0	0	0	0	0	8
12:00 PM	0	4	4	4	2	0	0	0	0	0	0	0	0	14
12:15	2	0	1	3	3	1	0	0	0	0	0	0	0	10
12:30	0	1	2	4	5	1	0	0	0	0	0	0	0	13
12:45	1	1	2	6	1	0	0	0	0	0	0	0	0	11
13:00	4	1	2	5	4	0	0	0	0	0	0	0	0	16
13:15	0	1	8	5	0	0	0	0	0	0	0	0	0	14
13:30	0	3	4	4	2	1	0	0	0	0	0	0	0	14
13:45	1	4	2	4	2	0	0	0	0	0	0	0	0	13
14:00	0	1	1	2	1	0	0	0	0	0	0	0	0	5
14:15	1	5	5	2	2	0	0	0	0	0	0	0	0	15
14:30	5	3	4	5	0	2	0	0	0	0	0	0	0	19
14:45	0	4	7	2	0	1	0	0	0	0	0	0	0	14
15:00	0	1	1	6	1	0	0	0	0	0	0	0	0	9
15:15	3	0	4	12	3	0	0	0	0	0	0	0	0	22
15:30	2	0	1	3	2	0	0	0	0	0	0	0	0	8
15:45	1	1	7	4	0	1	1	0	0	0	0	0	0	15
16:00	1	3	5	6	0	0	0	0	0	0	0	0	0	15
16:15	1	2	4	5	1	0	0	0	0	0	0	0	0	13
16:30	0	3	8	7	2	0	0	0	0	0	0	0	0	20
16:45	4	6	9	2	0	0	0	0	0	0	0	0	0	21
17:00	2	1	5	8	0	1	1	0	0	0	0	0	0	18
17:15	0	5	10	4	2	0	0	0	0	0	0	0	0	21
17:30	1	1	5	3	1	0	0	0	0	0	0	0	0	11
17:45	0	1	7	7	2	0	0	0	0	0	0	0	0	17
18:00	1	1	5	2	0	0	0	0	0	0	0	0	0	9
18:15	0	2	4	4	1	0	0	0	0	0	0	0	0	11
18:30	0	1	4	5	0	0	0	0	0	0	0	0	0	10
18:45	3	1	2	4	2	0	0	0	0	0	0	0	0	12
19:00	0	0	3	1	2	0	0	0	0	0	0	0	0	6
19:15	0	2	5	7	1	0	0	0	0	0	0	0	0	15
19:30	1	1	3	0	0	0	0	0	0	0	0	0	0	5
19:45	1	2	3	2	0	0	0	0	0	0	0	0	0	8
20:00	2	1	3	1	0	0	0	0	0	0	0	0	0	7
20:15	0	0	4	5	0	0	0	0	0	0	0	0	0	9
20:30	2	1	4	1	1	0	0	0	0	0	0	0	0	9
20:45	0	0	1	2	1	0	0	0	0	0	0	0	0	4
21:00	0	0	1	1	0	1	0	0	0	0	0	0	0	3
21:15	0	0	2	2	0	0	0	0	0	0	0	0	0	4
21:30	0	1	2	0	2	0	0	0	0	0	0	0	0	5
21:45	0	1	0	0	2	0	0	0	0	0	0	0	0	3
22:00	0	0	4	1	0	0	0	0	0	0	0	0	0	5
22:15	0	1	0	3	0	0	0	0	0	0	0	0	0	4
22:30	0	0	2	1	0	0	0	0	0	0	0	0	0	3
22:45	0	0	0	1	0	2	0	0	0	0	0	0	0	3
23:00	0	0	0	1	0	0	0	0	0	0	0	0	0	1
23:15	0	0	1	0	0	0	0	0	0	0	0	0	0	1
23:30	0	0	0	2	0	0	0	0	0	0	0	0	0	2
23:45	1	0	0	0	0	0	0	0	0	0	0	0	0	1
Totals	64	99	224	234	90	19	5							735
% of Totals	9%	13%	30%	32%	12%	3%	1%							100%

AM Volumes	24	32	63	75	42	8	3	0	0	0	0	0	0	247
% AM	3%	4%	9%	10%	6%	1%	0%							34%
AM Peak Hour	7:45	10:15	11:00	7:30	8:00	7:45	7:45							7:30
Volume	8	9	19	24	13	5	3							64
PM Volumes	40	67	161	159	48	11	2	0	0	0	0	0	0	488
% PM	5%	9%	22%	22%	7%	1%	0%							66%
PM Peak Hour	14:30	16:30	16:30	14:30	12:15	14:00	15:00							16:30
Volume	8	15	32	25	13	3	1							80

Directional Peak Periods	AM 7-9			NOON 12-2			PM 4-6			Off Peak Volumes		
All Classes	Volume	⟷	%	Volume	⟷	%	Volume	⟷	%	Volume	⟷	%
	104	⟷	14%	105	⟷	14%	136	⟷	19%	390	⟷	53%

Street Name	Direction	Percentiles					
		15th	50th	Average	85th	95th	ADT
S Lamer St	Summary	17	25	24	30	34	735

Prepared by National Data & Surveying Services

SPEED

S Lamer St Bet. W Oak St & W Alameda Ave

Day: Wednesday
Date: 1/18/2023

City: Burbank
Project #: CA23_020030_010n

North Bound

Time	< 15	15 - 19	20 - 24	25 - 29	30 - 34	35 - 39	40 - 44	45 - 49	50 - 54	55 - 59	60 - 64	65 - 69	70 +	Total
0:00 AM	0	0	0	0	0	0	0	0	0	0	0	0	0	0
1:00	0	0	0	1	0	0	0	0	0	0	0	0	0	1
2:00	0	0	0	0	0	0	0	0	0	0	0	0	0	0
3:00	0	0	0	0	0	0	0	0	0	0	0	0	0	0
4:00	0	0	2	0	0	0	0	0	0	0	0	0	0	2
5:00	0	0	1	4	0	0	0	0	0	0	0	0	0	5
6:00	0	0	1	1	1	0	0	0	0	0	0	0	0	3
7:00	1	5	1	5	6	0	0	0	0	0	0	0	0	18
8:00	5	3	6	6	4	1	1	0	0	0	0	0	0	26
9:00	3	1	5	2	3	0	0	0	0	0	0	0	0	14
10:00	4	5	3	5	3	1	0	0	0	0	0	0	0	21
11:00	2	5	5	8	3	0	0	0	0	0	0	0	0	23
12:00 PM	2	3	4	10	6	2	0	0	0	0	0	0	0	27
13:00	2	4	7	9	3	0	0	0	0	0	0	0	0	25
14:00	1	10	6	4	2	2	0	0	0	0	0	0	0	25
15:00	1	2	3	9	2	0	0	0	0	0	0	0	0	17
16:00	2	8	8	10	0	0	0	0	0	0	0	0	0	28
17:00	2	1	8	6	3	1	1	0	0	0	0	0	0	22
18:00	1	4	6	3	1	0	0	0	0	0	0	0	0	15
19:00	0	1	7	6	1	0	0	0	0	0	0	0	0	15
20:00	1	1	5	4	2	0	0	0	0	0	0	0	0	13
21:00	0	1	3	1	4	0	0	0	0	0	0	0	0	9
22:00	0	0	1	3	0	1	0	0	0	0	0	0	0	5
23:00	1	0	1	1	0	0	0	0	0	0	0	0	0	3
Totals	28	54	83	98	44	8	2							317
% of Totals	9%	17%	26%	31%	14%	3%	1%							100%

AM Volumes	15	19	24	32	20	2	1	0	0	0	0	0	0	113
% AM	5%	6%	8%	10%	6%	1%	0%							36%
AM Peak Hour	8:00	7:00	8:00	11:00	7:00	8:00	8:00							8:00
Volume	5	5	6	8	6	1	1							26
PM Volumes	13	35	59	66	24	6	1	0	0	0	0	0	0	204
% PM	4%	11%	19%	21%	8%	2%	0%							64%
PM Peak Hour	12:00	14:00	16:00	12:00	12:00	12:00	17:00							16:00
Volume	2	10	8	10	6	2	1							28

Directional Peak Periods	AM 7-9			NOON 12-2			PM 4-6			Off Peak Volumes		
All Speeds	Volume	↔	%	Volume	↔	%	Volume	↔	%	Volume	↔	%
	44		14%	52		16%	50		16%	171		54%

Street Name	Direction	Percentiles					
		15th	50th	Average	85th	95th	ADT
S Lamer St	North Bound	17	25	24	31	34	317
S Lamer St	South Bound	18	25	24	30	34	418

Prepared by National Data & Surveying Services

SPEED

S Lamer St Bet. W Oak St & W Alameda Ave

Day: Wednesday
Date: 1/18/2023

City: Burbank
Project #: CA23_020030_010s

South Bound

Time	< 15	15 - 19	20 - 24	25 - 29	30 - 34	35 - 39	40 - 44	45 - 49	50 - 54	55 - 59	60 - 64	65 - 69	70 +	Total
0:00 AM	0	0	1	0	0	0	0	0	0	0	0	0	0	1
1:00	0	0	0	1	0	0	0	0	0	0	0	0	0	1
2:00	0	0	0	0	0	0	0	0	0	0	0	0	0	0
3:00	0	0	0	0	0	0	0	0	0	0	0	0	0	0
4:00	0	0	0	0	0	0	0	0	0	0	0	0	0	0
5:00	1	0	1	0	0	0	0	0	0	0	0	0	0	2
6:00	0	0	2	2	1	0	0	0	0	0	0	0	0	5
7:00	3	3	4	9	3	1	1	0	0	0	0	0	0	24
8:00	2	3	5	12	9	4	1	0	0	0	0	0	0	36
9:00	2	3	6	7	7	1	0	0	0	0	0	0	0	26
10:00	0	3	6	7	1	0	0	0	0	0	0	0	0	17
11:00	1	1	14	5	1	0	0	0	0	0	0	0	0	22
12:00 PM	1	3	5	7	5	0	0	0	0	0	0	0	0	21
13:00	3	5	9	9	5	1	0	0	0	0	0	0	0	32
14:00	5	3	11	7	1	1	0	0	0	0	0	0	0	28
15:00	5	0	10	16	4	1	1	0	0	0	0	0	0	37
16:00	4	6	18	10	3	0	0	0	0	0	0	0	0	41
17:00	1	7	19	16	2	0	0	0	0	0	0	0	0	45
18:00	3	1	9	12	2	0	0	0	0	0	0	0	0	27
19:00	2	4	7	4	2	0	0	0	0	0	0	0	0	19
20:00	3	1	7	5	0	0	0	0	0	0	0	0	0	16
21:00	0	1	2	2	0	1	0	0	0	0	0	0	0	6
22:00	0	1	5	3	0	1	0	0	0	0	0	0	0	10
23:00	0	0	0	2	0	0	0	0	0	0	0	0	0	2
Totals	36	45	141	136	46	11	3							418
% of Totals	9%	11%	34%	33%	11%	3%	1%							100%

AM Volumes	9	13	39	43	22	6	2	0	0	0	0	0	0	134
% AM	2%	3%	9%	10%	5%	1%	0%							32%
AM Peak Hour	7:00	7:00	11:00	8:00	8:00	8:00	7:00							8:00
Volume	3	3	14	12	9	4	1							36
PM Volumes	27	32	102	93	24	5	1	0	0	0	0	0	0	284
% PM	6%	8%	24%	22%	6%	1%	0%							68%
PM Peak Hour	14:00	17:00	17:00	15:00	12:00	13:00	15:00							17:00
Volume	5	7	19	16	5	1	1							45

Directional Peak Periods	AM 7-9			NOON 12-2			PM 4-6			Off Peak Volumes		
All Speeds	Volume		%	Volume		%	Volume		%	Volume		%
	60	↔	14%	53	↔	13%	86	↔	21%	219	↔	52%

Street Name	Direction	Percentiles					
		15th	50th	Average	85th	95th	ADT
S Lamer St	North Bound	17	25	24	31	34	317
S Lamer St	South Bound	18	25	24	30	34	418

Prepared by National Data & Surveying Services

SPEED

S Lamer St Bet. W Oak St & W Alameda Ave

Day: Wednesday
Date: 1/18/2023

City: Burbank
Project #: CA23_020030_010

Summary

Time	< 15	15 - 19	20 - 24	25 - 29	30 - 34	35 - 39	40 - 44	45 - 49	50 - 54	55 - 59	60 - 64	65 - 69	70 +	Total
0:00 AM	0	0	1	0	0	0	0	0	0	0	0	0	0	1
1:00	0	0	0	2	0	0	0	0	0	0	0	0	0	2
2:00	0	0	0	0	0	0	0	0	0	0	0	0	0	0
3:00	0	0	0	0	0	0	0	0	0	0	0	0	0	0
4:00	0	0	2	0	0	0	0	0	0	0	0	0	0	2
5:00	1	0	2	4	0	0	0	0	0	0	0	0	0	7
6:00	0	0	3	3	2	0	0	0	0	0	0	0	0	8
7:00	4	8	5	14	9	1	1	0	0	0	0	0	0	42
8:00	7	6	11	18	13	5	2	0	0	0	0	0	0	62
9:00	5	4	11	9	10	1	0	0	0	0	0	0	0	40
10:00	4	8	9	12	4	1	0	0	0	0	0	0	0	38
11:00	3	6	19	13	4	0	0	0	0	0	0	0	0	45
12:00 PM	3	6	9	17	11	2	0	0	0	0	0	0	0	48
13:00	5	9	16	18	8	1	0	0	0	0	0	0	0	57
14:00	6	13	17	11	3	3	0	0	0	0	0	0	0	53
15:00	6	2	13	25	6	1	1	0	0	0	0	0	0	54
16:00	6	14	26	20	3	0	0	0	0	0	0	0	0	69
17:00	3	8	27	22	5	1	1	0	0	0	0	0	0	67
18:00	4	5	15	15	3	0	0	0	0	0	0	0	0	42
19:00	2	5	14	10	3	0	0	0	0	0	0	0	0	34
20:00	4	2	12	9	2	0	0	0	0	0	0	0	0	29
21:00	0	2	5	3	4	1	0	0	0	0	0	0	0	15
22:00	0	1	6	6	0	2	0	0	0	0	0	0	0	15
23:00	1	0	1	3	0	0	0	0	0	0	0	0	0	5
Totals	64	99	224	234	90	19	5							735
% of Totals	9%	13%	30%	32%	12%	3%	1%							100%

AM Volumes	24	32	63	75	42	8	3	0	0	0	0	0	0	247
% AM	3%	4%	9%	10%	6%	1%	0%							34%
AM Peak Hour	8:00	7:00	11:00	8:00	8:00	8:00	8:00							8:00
Volume	7	8	19	18	13	5	2							62
PM Volumes	40	67	161	159	48	11	2	0	0	0	0	0	0	488
% PM	5%	9%	22%	22%	7%	1%	0%							66%
PM Peak Hour	14:00	16:00	17:00	15:00	12:00	14:00	15:00							16:00
Volume	6	14	27	25	11	3	1							69

Directional Peak Periods	AM 7-9			NOON 12-2			PM 4-6			Off Peak Volumes		
All Speeds	Volume		%	Volume		%	Volume		%	Volume		%
	104	↔	14%	105	↔	14%	136	↔	19%	390	↔	53%

Street Name	Direction	Percentiles					
		15th	50th	Average	85th	95th	ADT
S Lamer St	Summary	17	25	24	30	34	735

Prepared by NDS/ATD

Prepared by National Data & Surveying Services

VOLUME

S Lamer St Bet. W Oak St & W Alameda Ave

Day: Wednesday
Date: 1/18/2023

City: Burbank
Project #: CA23_020030_010

DAILY TOTALS	NB	SB	EB	WB	Total
	317	418	0	0	735

AM Period	NB		SB		EB	WB	TOTAL		PM Period	NB		SB		EB	WB	TOTAL	
0:00	0		0		0	0			12:00	7		7		0	0	14	
0:15	0		1		0	0	1		12:15	6		4		0	0	10	
0:30	0		0		0	0			12:30	6		7		0	0	13	
0:45	0		0	1	0	0		1	12:45	8	27	3	21	0	0	11	48
1:00	0		0		0	0			13:00	8		8		0	0	16	
1:15	1		1		0	0	2		13:15	5		9		0	0	14	
1:30	0		0		0	0			13:30	8		6		0	0	14	
1:45	0	1	0	1	0	0		2	13:45	4	25	9	32	0	0	13	57
2:00	0		0		0	0			14:00	3		2		0	0	5	
2:15	0		0		0	0			14:15	9		6		0	0	15	
2:30	0		0		0	0			14:30	10		9		0	0	19	
2:45	0		0		0	0			14:45	3	25	11	28	0	0	14	53
3:00	0		0		0	0			15:00	5		4		0	0	9	
3:15	0		0		0	0			15:15	5		17		0	0	22	
3:30	0		0		0	0			15:30	2		6		0	0	8	
3:45	0		0		0	0			15:45	5	17	10	37	0	0	15	54
4:00	0		0		0	0			16:00	6		9		0	0	15	
4:15	1		0		0	0	1		16:15	4		9		0	0	13	
4:30	0		0		0	0			16:30	9		11		0	0	20	
4:45	1	2	0		0	0	1	2	16:45	9	28	12	41	0	0	21	69
5:00	1		1		0	0	2		17:00	10		8		0	0	18	
5:15	3		0		0	0	3		17:15	5		16		0	0	21	
5:30	0		1		0	0	1		17:30	3		8		0	0	11	
5:45	1	5	0	2	0	0	1	7	17:45	4	22	13	45	0	0	17	67
6:00	1		0		0	0	1		18:00	3		6		0	0	9	
6:15	0		1		0	0	1		18:15	3		8		0	0	11	
6:30	2		3		0	0	5		18:30	3		7		0	0	10	
6:45	0	3	1	5	0	0	1	8	18:45	6	15	6	27	0	0	12	42
7:00	6		2		0	0	8		19:00	5		1		0	0	6	
7:15	1		5		0	0	6		19:15	6		9		0	0	15	
7:30	6		11		0	0	17		19:30	1		4		0	0	5	
7:45	5	18	6	24	0	0	11	42	19:45	3	15	5	19	0	0	8	34
8:00	13		7		0	0	20		20:00	1		6		0	0	7	
8:15	4		12		0	0	16		20:15	5		4		0	0	9	
8:30	6		10		0	0	16		20:30	5		4		0	0	9	
8:45	3	26	7	36	0	0	10	62	20:45	2	13	2	16	0	0	4	29
9:00	2		6		0	0	8		21:00	1		2		0	0	3	
9:15	4		10		0	0	14		21:15	2		2		0	0	4	
9:30	4		4		0	0	8		21:30	4		1		0	0	5	
9:45	4	14	6	26	0	0	10	40	21:45	2	9	1	6	0	0	3	15
10:00	6		2		0	0	8		22:00	2		3		0	0	5	
10:15	3		5		0	0	8		22:15	2		2		0	0	4	
10:30	9		4		0	0	13		22:30	0		3		0	0	3	
10:45	3	21	6	17	0	0	9	38	22:45	1	5	2	10	0	0	3	15
11:00	9		4		0	0	13		23:00	1		0		0	0	1	
11:15	7		6		0	0	13		23:15	1		0		0	0	1	
11:30	4		7		0	0	11		23:30	0		2		0	0	2	
11:45	3	23	5	22	0	0	8	45	23:45	1	3	0	2	0	0	1	5
TOTALS		113		134				247	TOTALS		204		284				488
SPLIT %		45.7%		54.3%				33.6%	SPLIT %		41.8%		58.2%				66.4%

DAILY TOTALS	NB	SB	EB	WB	Total
	317	418	0	0	735

AM Peak Hour	7:30	7:30			7:30	PM Peak Hour	16:30	16:30			16:30
AM Pk Volume	28	36			64	PM Pk Volume	33	47			80
Pk Hr Factor	0.538	0.750			0.800	Pk Hr Factor	0.825	0.734			0.952
7 - 9 Volume	44	60	0	0	104	4 - 6 Volume	50	86	0	0	136
7 - 9 Peak Hour	7:30	7:30			7:30	4 - 6 Peak Hour	16:30	16:30			16:30
7 - 9 Pk Volume	28	36	0	0	64	4 - 6 Pk Volume	33	47	0	0	80
Pk Hr Factor	0.538	0.750	0.000	0.000	0.800	Pk Hr Factor	0.825	0.734	0.000	0.000	0.952

Prepared by NDS/ATD

Project #: CA23_020030_010 **City:** Burbank

Location: S Lamer St Bet. W Oak St & W Alameda Ave **Date:** 1/18/2023

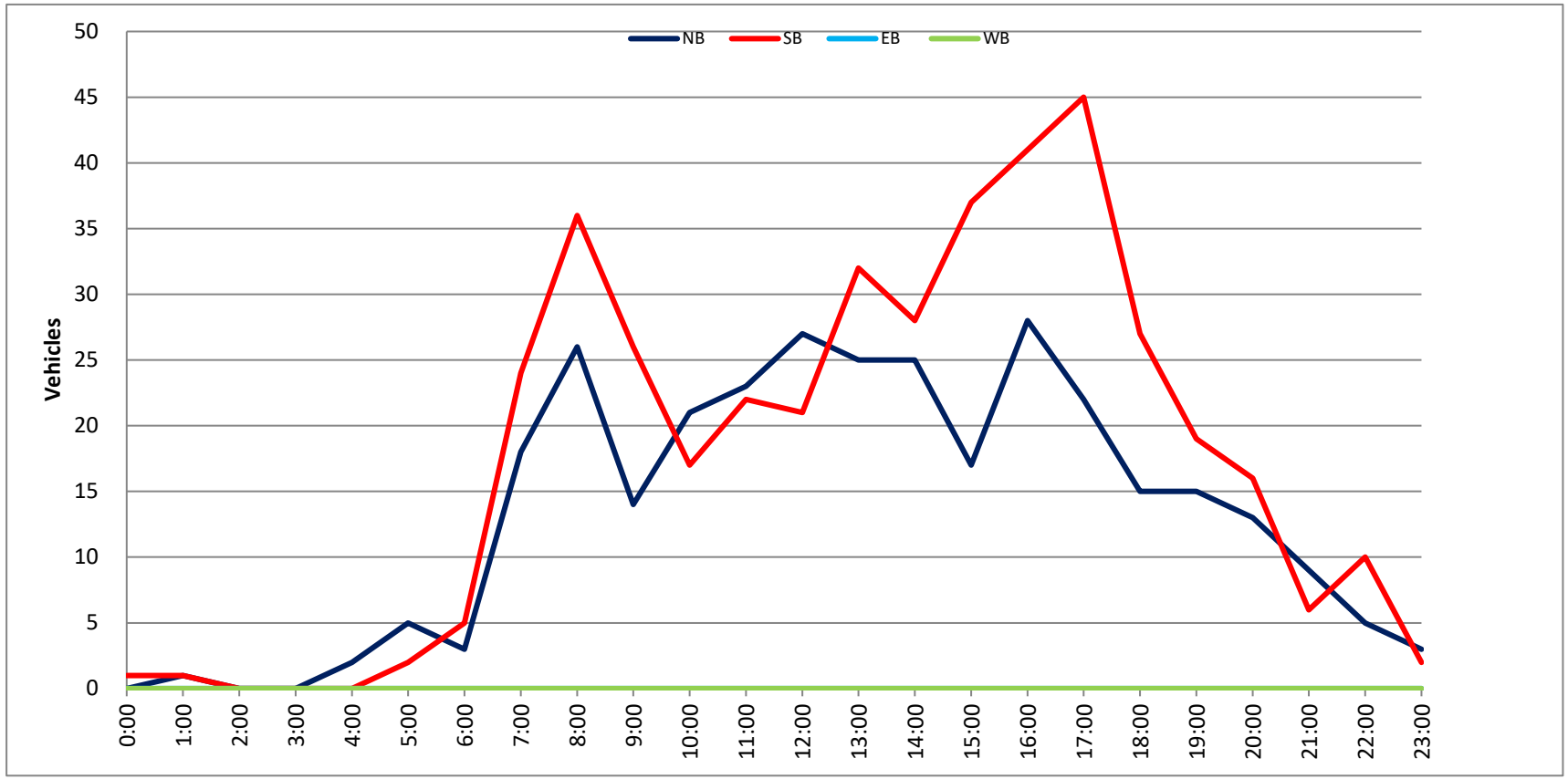

Prepared by National Data & Surveying Services

SPEED

S Lamer St Bet. W Oak St & W Alameda Ave

Day: Thursday
Date: 1/19/2023

City: Burbank
Project #: CA23_020030_010n

North Bound

Time	< 15	15 - 19	20 - 24	25 - 29	30 - 34	35 - 39	40 - 44	45 - 49	50 - 54	55 - 59	60 - 64	65 - 69	70 +	Total
0:00 AM	0	0	0	0	0	0	0	0	0	0	0	0	0	0
0:15	0	0	0	0	0	0	0	0	0	0	0	0	0	0
0:30	0	0	0	0	0	0	0	0	0	0	0	0	0	0
0:45	0	0	0	0	0	0	0	0	0	0	0	0	0	0
1:00	0	0	0	0	0	0	0	0	0	0	0	0	0	0
1:15	0	0	0	0	0	0	0	0	0	0	0	0	0	0
1:30	0	0	0	0	0	0	0	0	0	0	0	0	0	0
1:45	0	0	0	0	0	0	0	0	0	0	0	0	0	0
2:00	0	0	0	0	0	0	0	0	0	0	0	0	0	0
2:15	0	0	0	0	0	0	0	0	0	0	0	0	0	0
2:30	0	0	0	0	0	0	0	0	0	0	0	0	0	0
2:45	0	0	0	0	0	0	0	0	0	0	0	0	0	0
3:00	0	0	0	0	0	0	0	0	0	0	0	0	0	0
3:15	0	0	0	0	0	0	0	0	0	0	0	0	0	0
3:30	0	0	0	0	0	0	0	0	0	0	0	0	0	0
3:45	0	0	0	0	0	0	0	0	0	0	0	0	0	0
4:00	0	0	0	0	0	0	0	0	0	0	0	0	0	0
4:15	0	0	0	0	0	0	0	0	0	0	0	0	0	0
4:30	1	0	0	0	0	0	0	0	0	0	0	0	0	1
4:45	0	0	0	0	0	0	0	0	0	0	0	0	0	0
5:00	0	0	2	0	0	1	0	0	0	0	0	0	0	3
5:15	0	0	0	0	0	0	0	0	0	0	0	0	0	0
5:30	0	0	0	1	0	0	0	0	0	0	0	0	0	1
5:45	0	0	1	0	0	0	0	0	0	0	0	0	0	1
6:00	0	0	0	0	0	0	0	0	0	0	0	0	0	0
6:15	0	0	0	1	0	0	0	0	0	0	0	0	0	1
6:30	0	1	0	0	0	0	0	0	0	0	0	0	0	1
6:45	0	0	1	0	0	0	0	0	0	0	0	0	0	1
7:00	0	1	0	1	1	1	0	0	0	0	0	0	0	4
7:15	1	1	0	1	4	0	0	0	0	0	0	0	0	7
7:30	0	0	1	2	0	0	0	0	0	0	0	0	0	3
7:45	0	2	1	2	0	0	0	0	0	0	0	0	0	5
8:00	1	0	4	3	1	0	1	0	0	0	0	0	0	10
8:15	0	0	2	5	1	0	0	0	0	0	0	0	0	8
8:30	2	0	4	1	4	0	0	0	0	0	0	0	0	11
8:45	0	1	1	3	1	0	0	0	0	0	0	0	0	6
9:00	0	0	0	1	0	1	0	0	0	0	0	0	0	2
9:15	1	2	0	3	2	0	0	0	0	0	0	0	0	8
9:30	1	1	1	3	0	0	0	0	0	0	0	0	0	6
9:45	0	2	1	4	0	0	0	0	0	0	0	0	0	7
10:00	2	1	2	1	2	0	0	0	0	0	0	0	0	8
10:15	0	1	0	0	0	0	0	0	0	0	0	0	0	1
10:30	0	0	4	0	0	0	0	0	0	0	0	0	0	4
10:45	0	0	2	1	2	0	0	0	0	0	0	0	0	5
11:00	0	1	4	1	0	0	0	0	0	0	0	0	0	6
11:15	1	0	2	2	1	1	0	0	0	0	0	0	0	7
11:30	1	1	3	0	1	1	0	0	0	0	0	0	0	7
11:45	3	2	1	1	2	0	0	0	0	0	0	0	0	9
12:00 PM	1	3	2	2	1	0	0	0	0	0	0	0	0	9
12:15	0	2	1	2	1	2	0	0	0	0	0	0	0	8
12:30	1	0	1	7	1	0	0	0	0	0	0	0	0	10
12:45	1	2	1	6	0	0	0	0	0	0	0	0	0	10
13:00	2	1	2	0	2	0	0	0	0	0	0	0	0	7
13:15	0	1	1	2	0	0	0	0	0	0	0	0	0	4
13:30	0	1	2	4	0	0	0	0	0	0	0	0	0	7
13:45	2	0	1	2	1	0	0	0	0	0	0	0	0	6
14:00	0	1	1	1	0	0	0	0	0	0	0	0	0	3
14:15	0	0	2	0	0	0	0	0	0	0	0	0	0	2
14:30	1	0	2	1	0	0	0	0	0	0	0	0	0	4
14:45	0	1	1	2	0	1	0	0	0	0	0	0	0	5
15:00	0	0	2	3	1	0	1	0	0	0	0	0	0	7
15:15	0	2	2	1	0	0	0	0	0	0	0	0	0	5
15:30	0	0	5	0	2	0	0	0	0	0	0	0	0	7
15:45	1	1	0	3	0	0	0	0	0	0	0	0	0	5
16:00	0	3	5	0	0	0	0	0	0	0	0	0	0	8
16:15	2	1	2	2	1	0	0	0	0	0	0	0	0	8
16:30	1	0	3	2	0	0	0	0	0	0	0	0	0	6
16:45	0	1	2	2	1	0	0	0	0	0	0	0	0	6
17:00	0	2	0	1	2	0	0	0	0	0	0	0	0	5
17:15	0	3	2	1	1	1	0	0	0	0	0	0	0	8
17:30	0	1	0	1	0	0	0	0	0	0	0	0	0	2
17:45	1	2	1	1	1	0	0	0	0	0	0	0	0	6
18:00	0	1	0	0	0	0	0	0	0	0	0	0	0	1
18:15	0	1	1	0	0	0	0	0	0	0	0	0	0	2
18:30	0	1	1	1	0	1	0	0	0	0	0	0	0	4
18:45	0	0	1	1	2	0	0	0	0	0	0	0	0	4
19:00	0	2	3	1	0	0	0	0	0	0	0	0	0	6
19:15	1	0	0	1	0	0	0	0	0	0	0	0	0	2
19:30	1	0	1	2	1	0	0	0	0	0	0	0	0	5
19:45	0	0	0	1	0	0	0	0	0	0	0	0	0	1
20:00	1	1	1	1	0	0	0	0	0	0	0	0	0	4
20:15	0	0	1	0	0	0	0	0	0	0	0	0	0	1
20:30	0	1	0	0	0	0	0	0	0	0	0	0	0	1
20:45	0	0	0	2	0	0	0	0	0	0	0	0	0	2
21:00	0	0	0	0	0	0	0	0	0	0	0	0	0	0
21:15	0	2	1	1	0	0	0	0	0	0	0	0	0	4
21:30	0	0	1	1	0	0	0	0	0	0	0	0	0	2
21:45	0	1	1	1	0	0	0	0	0	0	0	0	0	3
22:00	0	0	1	0	0	0	0	0	0	0	0	0	0	1
22:15	0	0	1	0	1	0	0	0	0	0	0	0	0	2
22:30	0	0	0	0	0	0	0	0	0	0	0	0	0	0
22:45	0	1	1	0	1	0	0	0	0	0	0	0	0	3
23:00	0	0	0	0	0	0	0	0	0	0	0	0	0	0
23:15	0	0	0	0	0	0	0	0	0	0	0	0	0	0
23:30	0	0	0	0	0	0	0	0	0	0	0	0	0	0
23:45	0	0	0	0	0	0	0	0	0	0	0	0	0	0
Totals	30	56	93	96	42	10	2							329
% of Totals	9%	17%	28%	29%	13%	3%	1%							100%

AM Volumes	14	17	37	37	22	5	1	0	0	0	0	0	0	133
% AM	4%	5%	11%	11%	7%	2%	0%							40%
AM Peak Hour	11:15	11:30	10:30	7:30	8:00	11:30	7:15							11:45
Volume	6	8	12	12	7	3	1							36
PM Volumes	16	39	56	59	20	5	1	0	0	0	0	0	0	196
% PM	5%	12%	17%	18%	6%	2%	0%							60%
PM Peak Hour	12:15	17:00	15:15	12:00	12:15	12:00	14:15							12:00
Volume	4	8	12	17	4	2	1							37

Directional Peak Periods	AM 7-9			NOON 12-2			PM 4-6			Off Peak Volumes		
All Classes	Volume	⟷	%	Volume	⟷	%	Volume	⟷	%	Volume	⟷	%
	54		16%	61		19%	49		15%	165		50%

Street Name	Direction	Percentiles					
		15th	50th	Average	85th	95th	ADT
S Lamer St	North Bound	17	24	24	31	34	329
S Lamer St	South Bound	16	25	24	32	35	399

Prepared by National Data & Surveying Services

SPEED

S Lamer St Bet. W Oak St & W Alameda Ave

Day: Thursday
Date: 1/19/2023

City: Burbank
Project #: CA23_020030_010s

South Bound

Time	< 15	15 - 19	20 - 24	25 - 29	30 - 34	35 - 39	40 - 44	45 - 49	50 - 54	55 - 59	60 - 64	65 - 69	70 +	Total
0:00 AM	0	0	0	0	0	0	0	0	0	0	0	0	0	0
0:15	0	0	1	0	0	0	0	0	0	0	0	0	0	1
0:30	0	0	0	1	0	0	0	0	0	0	0	0	0	1
0:45	0	0	0	0	0	0	0	0	0	0	0	0	0	0
1:00	0	0	0	0	0	0	0	0	0	0	0	0	0	0
1:15	0	0	0	0	0	0	0	0	0	0	0	0	0	0
1:30	0	0	0	0	0	0	0	0	0	0	0	0	0	0
1:45	0	0	0	0	0	0	0	0	0	0	0	0	0	0
2:00	0	0	0	0	0	0	0	0	0	0	0	0	0	0
2:15	0	0	0	0	0	0	0	0	0	0	0	0	0	0
2:30	0	0	0	0	0	0	0	0	0	0	0	0	0	0
2:45	0	0	0	0	0	0	0	0	0	0	0	0	0	0
3:00	0	0	0	0	0	0	0	0	0	0	0	0	0	0
3:15	0	0	0	0	0	0	0	0	0	0	0	0	0	0
3:30	0	0	0	1	0	0	0	0	0	0	0	0	0	1
3:45	0	0	0	0	0	0	0	0	0	0	0	0	0	0
4:00	0	0	0	0	0	0	0	0	0	0	0	0	0	0
4:15	0	0	0	0	0	0	0	0	0	0	0	0	0	0
4:30	0	1	0	0	0	0	0	0	0	0	0	0	0	1
4:45	0	0	0	0	0	0	0	0	0	0	0	0	0	0
5:00	0	0	0	0	0	0	0	0	0	0	0	0	0	0
5:15	0	0	0	0	0	0	0	0	0	0	0	0	0	0
5:30	1	0	1	1	0	0	0	0	0	0	0	0	0	3
5:45	0	0	0	0	1	0	0	0	0	0	0	0	0	1
6:00	0	0	1	0	0	0	0	0	0	0	0	0	0	1
6:15	0	0	1	0	0	0	0	0	0	0	0	0	0	1
6:30	0	1	1	0	0	0	0	0	0	0	0	0	0	2
6:45	0	0	1	0	1	0	0	0	0	0	0	0	0	2
7:00	0	0	0	1	0	0	0	0	0	0	0	0	0	1
7:15	0	0	0	2	0	1	0	0	0	0	0	0	0	3
7:30	2	2	1	0	0	0	0	0	0	0	0	0	0	5
7:45	1	0	1	4	0	2	0	0	0	0	0	0	0	8
8:00	1	4	3	1	5	0	0	0	0	0	0	0	0	14
8:15	1	2	1	1	1	1	1	0	0	0	0	0	0	8
8:30	0	1	1	0	1	1	0	0	0	0	0	0	0	4
8:45	0	0	1	0	1	0	0	0	0	0	0	0	0	2
9:00	1	3	0	1	1	0	0	0	0	0	0	0	0	6
9:15	1	1	1	0	1	0	0	0	0	0	0	0	0	4
9:30	0	1	1	3	1	0	0	0	0	0	0	0	0	6
9:45	2	0	1	1	1	0	0	0	0	0	0	0	0	5
10:00	0	2	0	2	0	0	0	0	0	0	0	0	0	4
10:15	2	0	3	3	0	0	0	0	0	0	0	0	0	8
10:30	2	0	1	1	1	0	0	0	0	0	0	0	0	5
10:45	0	0	0	1	1	0	0	0	0	0	0	0	0	2
11:00	0	0	2	2	1	1	0	0	0	0	0	0	0	6
11:15	0	1	3	1	1	1	0	0	0	0	0	0	0	7
11:30	1	1	4	0	0	0	0	0	0	0	0	0	0	6
11:45	3	1	2	2	1	0	0	0	0	0	0	0	0	9
12:00 PM	2	1	1	3	0	0	0	0	0	0	0	0	0	7
12:15	1	1	4	2	0	0	0	0	0	0	0	0	0	8
12:30	0	0	2	2	0	0	0	0	0	0	0	0	0	4
12:45	0	0	1	2	0	0	0	0	0	0	0	0	0	3
13:00	2	0	0	0	1	0	0	0	0	0	0	0	0	3
13:15	0	1	4	1	1	0	0	0	0	0	0	0	0	7
13:30	0	2	0	0	1	1	0	0	0	0	0	0	0	4
13:45	1	0	1	0	1	0	0	0	0	0	0	0	0	3
14:00	1	0	3	1	1	0	0	0	0	0	0	0	0	6
14:15	0	3	1	1	2	0	0	0	0	0	0	0	0	7
14:30	0	2	4	3	2	0	0	0	0	0	0	0	0	11
14:45	0	3	2	2	0	2	0	0	0	0	0	0	0	9
15:00	0	3	1	4	3	2	0	0	0	0	0	0	0	13
15:15	2	1	4	5	2	0	0	0	0	0	0	0	0	14
15:30	0	1	1	4	2	1	0	0	0	0	0	0	0	9
15:45	0	3	3	2	2	0	0	0	0	0	0	0	0	10
16:00	1	2	3	4	2	0	0	0	0	0	0	0	0	12
16:15	3	1	3	2	0	0	0	0	0	0	0	0	0	9
16:30	0	0	1	6	3	0	0	0	0	0	0	0	0	10
16:45	1	0	4	5	1	0	0	0	0	0	0	0	0	11
17:00	0	0	4	3	1	1	0	0	0	0	0	0	0	9
17:15	0	0	1	0	0	0	0	0	0	0	0	0	0	1
17:30	0	0	2	5	3	1	0	0	0	0	0	0	0	11
17:45	0	1	4	5	0	0	0	0	0	0	0	0	0	10
18:00	1	2	2	0	3	0	0	0	0	0	0	0	0	8
18:15	0	1	1	5	0	0	0	0	0	0	0	0	0	7
18:30	0	1	1	3	2	0	0	0	0	0	0	0	0	7
18:45	2	1	1	1	1	0	0	0	0	0	0	0	0	6
19:00	2	0	0	2	1	0	0	0	0	0	0	0	0	5
19:15	1	0	2	1	0	0	0	0	0	0	0	0	0	4
19:30	0	0	3	0	0	0	0	0	0	0	0	0	0	3
19:45	0	2	1	4	0	0	0	0	0	0	0	0	0	7
20:00	1	1	1	1	1	0	0	0	0	0	0	0	0	5
20:15	0	0	2	1	0	0	0	0	0	0	0	0	0	3
20:30	0	1	3	1	1	0	0	0	0	0	0	0	0	6
20:45	1	0	0	0	0	0	0	0	0	0	0	0	0	1
21:00	0	0	0	2	0	0	0	0	0	0	0	0	0	2
21:15	2	0	0	1	0	0	0	0	0	0	0	0	0	3
21:30	0	1	0	0	0	1	0	0	0	0	0	0	0	2
21:45	1	0	0	0	1	1	0	0	0	0	0	0	0	3
22:00	0	0	0	1	0	1	0	0	0	0	0	0	0	2
22:15	0	0	0	0	0	0	0	0	0	0	0	0	0	0
22:30	0	0	1	0	0	0	0	0	0	0	0	0	0	1
22:45	2	0	1	0	1	0	0	0	0	0	0	0	0	4
23:00	0	0	0	0	0	0	0	0	0	0	0	0	0	0
23:15	0	0	0	0	0	0	0	0	0	0	0	0	0	0
23:30	0	0	0	0	2	0	0	0	0	0	0	0	0	2
23:45	0	0	0	0	0	0	0	0	0	0	0	0	0	0
Totals	45	56	105	114	60	18	1							399
% of Totals	11%	14%	26%	29%	15%	5%	0%							100%

AM Volumes	18	21	32	25	19	7	1	0	0	0	0	0	0	127
% AM	5%	5%	8%	7%	5%	2%	0%							32%
AM Peak Hour	11:30	7:30	11:00	9:30	8:00	7:45	7:30							7:30
Volume	7	8	11	9	8	4	1							35
PM Volumes	27	35	73	85	41	11	0	0	0	0	0	0	0	272
% PM	7%	9%	18%	21%	10%	3%								68%
PM Peak Hour	16:00	14:15	16:15	16:00	15:00	14:45								14:30
Volume	5	11	12	17	9	5								47

Directional Peak Periods	AM 7-9			NOON 12-2			PM 4-6			Off Peak Volumes		
All Classes	Volume	⟷	%	Volume	⟷	%	Volume	⟷	%	Volume	⟷	%
	45		11%	39		10%	73		18%	242		61%

Street Name	Direction	Percentiles					
		15th	50th	Average	85th	95th	ADT
S Lamer St	North Bound	17	24	24	31	34	329
S Lamer St	South Bound	16	25	24	32	35	399

Prepared by National Data & Surveying Services

SPEED

S Lamer St Bet. W Oak St & W Alameda Ave

Day: Thursday
Date: 1/19/2023

City: Burbank
Project #: CA23_020030_010

Summary

Time	< 15	15 - 19	20 - 24	25 - 29	30 - 34	35 - 39	40 - 44	45 - 49	50 - 54	55 - 59	60 - 64	65 - 69	70 +	Total
0:00 AM	0	0	0	0	0	0	0	0	0	0	0	0	0	0
0:15	0	0	1	0	0	0	0	0	0	0	0	0	0	1
0:30	0	0	0	1	0	0	0	0	0	0	0	0	0	1
0:45	0	0	0	0	0	0	0	0	0	0	0	0	0	0
1:00	0	0	0	0	0	0	0	0	0	0	0	0	0	0
1:15	0	0	0	0	0	0	0	0	0	0	0	0	0	0
1:30	0	0	0	0	0	0	0	0	0	0	0	0	0	0
1:45	0	0	0	0	0	0	0	0	0	0	0	0	0	0
2:00	0	0	0	0	0	0	0	0	0	0	0	0	0	0
2:15	0	0	0	0	0	0	0	0	0	0	0	0	0	0
2:30	0	0	0	0	0	0	0	0	0	0	0	0	0	0
2:45	0	0	0	0	0	0	0	0	0	0	0	0	0	0
3:00	0	0	0	0	0	0	0	0	0	0	0	0	0	0
3:15	0	0	0	0	0	0	0	0	0	0	0	0	0	0
3:30	0	0	0	1	0	0	0	0	0	0	0	0	0	1
3:45	0	0	0	0	0	0	0	0	0	0	0	0	0	0
4:00	0	0	0	0	0	0	0	0	0	0	0	0	0	0
4:15	0	0	0	0	0	0	0	0	0	0	0	0	0	0
4:30	1	1	0	0	0	0	0	0	0	0	0	0	0	2
4:45	0	0	0	0	0	0	0	0	0	0	0	0	0	0
5:00	0	0	2	0	0	1	0	0	0	0	0	0	0	3
5:15	0	0	0	0	0	0	0	0	0	0	0	0	0	0
5:30	1	0	1	2	0	0	0	0	0	0	0	0	0	4
5:45	0	0	1	0	1	0	0	0	0	0	0	0	0	2
6:00	0	0	1	0	0	0	0	0	0	0	0	0	0	1
6:15	0	0	1	1	0	0	0	0	0	0	0	0	0	2
6:30	0	2	1	0	0	0	0	0	0	0	0	0	0	3
6:45	0	0	2	0	1	0	0	0	0	0	0	0	0	3
7:00	0	1	0	2	1	1	0	0	0	0	0	0	0	5
7:15	1	1	0	3	4	1	0	0	0	0	0	0	0	10
7:30	2	2	2	2	0	0	0	0	0	0	0	0	0	8
7:45	1	2	2	6	0	2	0	0	0	0	0	0	0	13
8:00	2	4	7	4	6	0	1	0	0	0	0	0	0	24
8:15	1	2	3	6	2	1	1	0	0	0	0	0	0	16
8:30	2	1	5	1	5	1	0	0	0	0	0	0	0	15
8:45	0	1	2	3	2	0	0	0	0	0	0	0	0	8
9:00	1	3	0	2	1	1	0	0	0	0	0	0	0	8
9:15	2	3	1	3	3	0	0	0	0	0	0	0	0	12
9:30	1	2	2	6	1	0	0	0	0	0	0	0	0	12
9:45	2	2	2	5	1	0	0	0	0	0	0	0	0	12
10:00	2	3	2	3	2	0	0	0	0	0	0	0	0	12
10:15	2	1	3	3	0	0	0	0	0	0	0	0	0	9
10:30	2	0	5	1	1	0	0	0	0	0	0	0	0	9
10:45	0	0	2	2	3	0	0	0	0	0	0	0	0	7
11:00	0	1	6	3	1	1	0	0	0	0	0	0	0	12
11:15	1	1	5	3	2	2	0	0	0	0	0	0	0	14
11:30	2	2	7	0	1	1	0	0	0	0	0	0	0	13
11:45	6	3	3	3	3	0	0	0	0	0	0	0	0	18
12:00 PM	3	4	3	5	1	0	0	0	0	0	0	0	0	16
12:15	1	3	5	4	1	2	0	0	0	0	0	0	0	16
12:30	1	0	3	9	1	0	0	0	0	0	0	0	0	14
12:45	1	2	2	8	0	0	0	0	0	0	0	0	0	13
13:00	4	1	2	0	3	0	0	0	0	0	0	0	0	10
13:15	0	2	5	3	1	0	0	0	0	0	0	0	0	11
13:30	0	3	2	4	1	1	0	0	0	0	0	0	0	11
13:45	3	0	2	2	2	0	0	0	0	0	0	0	0	9
14:00	1	1	4	2	1	0	0	0	0	0	0	0	0	9
14:15	0	3	3	1	2	0	0	0	0	0	0	0	0	9
14:30	1	2	6	4	2	0	0	0	0	0	0	0	0	15
14:45	0	4	3	4	0	3	0	0	0	0	0	0	0	14
15:00	0	3	3	7	4	2	1	0	0	0	0	0	0	20
15:15	2	3	6	6	2	0	0	0	0	0	0	0	0	19
15:30	0	1	6	4	4	1	0	0	0	0	0	0	0	16
15:45	1	4	3	5	2	0	0	0	0	0	0	0	0	15
16:00	1	5	8	4	2	0	0	0	0	0	0	0	0	20
16:15	5	2	5	4	1	0	0	0	0	0	0	0	0	17
16:30	1	0	4	8	3	0	0	0	0	0	0	0	0	16
16:45	1	1	6	7	2	0	0	0	0	0	0	0	0	17
17:00	0	2	4	4	3	1	0	0	0	0	0	0	0	14
17:15	0	3	3	1	1	1	0	0	0	0	0	0	0	9
17:30	0	1	2	6	3	1	0	0	0	0	0	0	0	13
17:45	1	3	5	6	1	0	0	0	0	0	0	0	0	16
18:00	1	3	2	0	3	0	0	0	0	0	0	0	0	9
18:15	0	2	2	5	0	0	0	0	0	0	0	0	0	9
18:30	0	2	2	4	2	1	0	0	0	0	0	0	0	11
18:45	2	1	2	2	3	0	0	0	0	0	0	0	0	10
19:00	2	2	3	3	1	0	0	0	0	0	0	0	0	11
19:15	2	0	2	2	0	0	0	0	0	0	0	0	0	6
19:30	1	0	4	2	1	0	0	0	0	0	0	0	0	8
19:45	0	2	1	5	0	0	0	0	0	0	0	0	0	8
20:00	2	2	2	2	1	0	0	0	0	0	0	0	0	9
20:15	0	0	3	1	0	0	0	0	0	0	0	0	0	4
20:30	0	2	3	1	1	0	0	0	0	0	0	0	0	7
20:45	1	0	0	2	0	0	0	0	0	0	0	0	0	3
21:00	0	0	0	2	0	0	0	0	0	0	0	0	0	2
21:15	2	2	1	2	0	0	0	0	0	0	0	0	0	7
21:30	0	1	1	1	0	1	0	0	0	0	0	0	0	4
21:45	1	1	1	1	1	1	0	0	0	0	0	0	0	6
22:00	0	0	1	1	0	1	0	0	0	0	0	0	0	3
22:15	0	0	1	0	1	0	0	0	0	0	0	0	0	2
22:30	0	0	1	0	0	0	0	0	0	0	0	0	0	1
22:45	2	1	2	0	2	0	0	0	0	0	0	0	0	7
23:00	0	0	0	0	0	0	0	0	0	0	0	0	0	0
23:15	0	0	0	0	0	0	0	0	0	0	0	0	0	0
23:30	0	0	0	0	2	0	0	0	0	0	0	0	0	2
23:45	0	0	0	0	0	0	0	0	0	0	0	0	0	0
Totals	72	112	198	210	102	28	3							725
% of Totals	10%	15%	27%	29%	14%	4%	0%							100%

AM Volumes	32	38	68	66	41	12	2	0	0	0	0	0	0	260
% AM	4%	5%	9%	9%	6%	2%	0%							36%
AM Peak Hour	11:15	11:30	11:00	11:45	8:00	7:00	7:30							7:45
Volume	12	12	21	21	15	4	2							68
PM Volumes	43	74	129	144	61	16	1	0	0	0	0	0	0	468
% PM	6%	10%	18%	20%	8%	2%	0%							64%
PM Peak Hour	15:45	15:15	15:15	12:00	15:00	14:45	14:15							15:00
Volume	8	13	23	26	12	6	1							70

Directional Peak Periods	AM 7-9			NOON 12-2			PM 4-6			Off Peak Volumes		
All Classes	Volume	⟷	%	Volume	⟷	%	Volume	⟷	%	Volume	⟷	%
	99	⟷	14%	100	⟷	14%	122	⟷	17%	407	⟷	56%

Street Name	Direction	Percentiles					
		15th	50th	Average	85th	95th	ADT
S Lamer St	Summary	17	24	24	31	35	728

Prepared by National Data & Surveying Services

SPEED

S Lamer St Bet. W Oak St & W Alameda Ave

Day: Thursday
Date: 1/19/2023

City: Burbank
Project #: CA23_020030_010n

North Bound

Time	< 15	15 - 19	20 - 24	25 - 29	30 - 34	35 - 39	40 - 44	45 - 49	50 - 54	55 - 59	60 - 64	65 - 69	70 +	Total
0:00 AM	0	0	0	0	0	0	0	0	0	0	0	0	0	0
1:00	0	0	0	0	0	0	0	0	0	0	0	0	0	0
2:00	0	0	0	0	0	0	0	0	0	0	0	0	0	0
3:00	0	0	0	0	0	0	0	0	0	0	0	0	0	0
4:00	1	0	0	0	0	0	0	0	0	0	0	0	0	1
5:00	0	0	3	1	0	1	0	0	0	0	0	0	0	5
6:00	0	1	1	1	0	0	0	0	0	0	0	0	0	3
7:00	1	4	2	6	5	1	0	0	0	0	0	0	0	19
8:00	3	1	11	12	7	0	1	0	0	0	0	0	0	35
9:00	2	5	2	11	2	1	0	0	0	0	0	0	0	23
10:00	2	2	8	2	4	0	0	0	0	0	0	0	0	18
11:00	5	4	10	4	4	2	0	0	0	0	0	0	0	29
12:00 PM	3	7	5	17	3	2	0	0	0	0	0	0	0	37
13:00	4	3	6	8	3	0	0	0	0	0	0	0	0	24
14:00	1	2	6	4	0	1	0	0	0	0	0	0	0	14
15:00	1	3	9	7	3	0	1	0	0	0	0	0	0	24
16:00	3	5	12	6	2	0	0	0	0	0	0	0	0	28
17:00	1	8	3	4	4	1	0	0	0	0	0	0	0	21
18:00	0	3	3	2	2	1	0	0	0	0	0	0	0	11
19:00	2	2	4	5	1	0	0	0	0	0	0	0	0	14
20:00	1	2	2	3	0	0	0	0	0	0	0	0	0	8
21:00	0	3	3	3	0	0	0	0	0	0	0	0	0	9
22:00	0	1	3	0	2	0	0	0	0	0	0	0	0	6
23:00	0	0	0	0	0	0	0	0	0	0	0	0	0	0
Totals	30	56	93	96	42	10	2							329
% of Totals	9%	17%	28%	29%	13%	3%	1%							100%

AM Volumes	14	17	37	37	22	5	1	0	0	0	0	0	0	133
% AM	4%	5%	11%	11%	7%	2%	0%							40%
AM Peak Hour	11:00	9:00	8:00	8:00	8:00	11:00	8:00							8:00
Volume	5	5	11	12	7	2	1							35
PM Volumes	16	39	56	59	20	5	1	0	0	0	0	0	0	196
% PM	5%	12%	17%	18%	6%	2%	0%							60%
PM Peak Hour	13:00	17:00	16:00	12:00	17:00	12:00	15:00							12:00
Volume	4	8	12	17	4	2	1							37

Directional Peak Periods	AM 7-9			NOON 12-2			PM 4-6			Off Peak Volumes		
All Speeds	Volume		%	Volume		%	Volume		%	Volume		%
	54	↔	16%	61	↔	19%	49	↔	15%	165	↔	50%

Street Name	Direction	Percentiles					
		15th	50th	Average	85th	95th	ADT
S Lamer St	North Bound	17	24	24	31	34	329
S Lamer St	South Bound	16	25	24	32	35	399

Prepared by National Data & Surveying Services

SPEED

S Lamer St Bet. W Oak St & W Alameda Ave

Day: Thursday
Date: 1/19/2023

City: Burbank
Project #: CA23_020030_010s

South Bound

Time	< 15	15 - 19	20 - 24	25 - 29	30 - 34	35 - 39	40 - 44	45 - 49	50 - 54	55 - 59	60 - 64	65 - 69	70 +	Total
0:00 AM	0	0	1	1	0	0	0	0	0	0	0	0	0	2
1:00	0	0	0	0	0	0	0	0	0	0	0	0	0	0
2:00	0	0	0	0	0	0	0	0	0	0	0	0	0	0
3:00	0	0	0	1	0	0	0	0	0	0	0	0	0	1
4:00	0	1	0	0	0	0	0	0	0	0	0	0	0	1
5:00	1	0	1	1	1	0	0	0	0	0	0	0	0	4
6:00	0	1	4	0	1	0	0	0	0	0	0	0	0	6
7:00	3	2	2	7	0	3	0	0	0	0	0	0	0	17
8:00	2	7	6	2	8	2	1	0	0	0	0	0	0	28
9:00	4	5	3	5	4	0	0	0	0	0	0	0	0	21
10:00	4	2	4	7	2	0	0	0	0	0	0	0	0	19
11:00	4	3	11	5	3	2	0	0	0	0	0	0	0	28
12:00 PM	3	2	8	9	0	0	0	0	0	0	0	0	0	22
13:00	3	3	5	1	4	1	0	0	0	0	0	0	0	17
14:00	1	8	10	7	5	2	0	0	0	0	0	0	0	33
15:00	2	8	9	15	9	3	0	0	0	0	0	0	0	46
16:00	5	3	11	17	6	0	0	0	0	0	0	0	0	42
17:00	0	1	11	13	4	2	0	0	0	0	0	0	0	31
18:00	3	5	5	9	6	0	0	0	0	0	0	0	0	28
19:00	3	2	6	7	1	0	0	0	0	0	0	0	0	19
20:00	2	2	6	3	2	0	0	0	0	0	0	0	0	15
21:00	3	1	0	3	1	2	0	0	0	0	0	0	0	10
22:00	2	0	2	1	1	1	0	0	0	0	0	0	0	7
23:00	0	0	0	0	2	0	0	0	0	0	0	0	0	2
Totals	45	56	105	114	60	18	1							399
% of Totals	11%	14%	26%	29%	15%	5%	0%							100%

AM Volumes	18	21	32	29	19	7	1	0	0	0	0	0	0	127
% AM	5%	5%	8%	7%	5%	2%	0%							32%
AM Peak Hour	9:00	8:00	11:00	7:00	8:00	7:00	8:00							8:00
Volume	4	7	11	7	8	3	1							28
PM Volumes	27	35	73	85	41	11	0	0	0	0	0	0	0	272
% PM	7%	9%	18%	21%	10%	3%								68%
PM Peak Hour	16:00	14:00	16:00	16:00	15:00	15:00								15:00
Volume	5	8	11	17	9	3								46

Directional Peak Periods	AM 7-9			NOON 12-2			PM 4-6			Off Peak Volumes		
All Speeds	Volume		%	Volume		%	Volume		%	Volume		%
	45	↔	11%	39	↔	10%	73	↔	18%	242	↔	61%

Street Name	Direction	Percentiles					
		15th	50th	Average	85th	95th	ADT
S Lamer St	North Bound	17	24	24	31	34	329
S Lamer St	South Bound	16	25	24	32	35	399

Prepared by National Data & Surveying Services

SPEED

S Lamer St Bet. W Oak St & W Alameda Ave

Day: Thursday
Date: 1/19/2023

City: Burbank
Project #: CA23_020030_010

Summary

Time	< 15	15 - 19	20 - 24	25 - 29	30 - 34	35 - 39	40 - 44	45 - 49	50 - 54	55 - 59	60 - 64	65 - 69	70 +	Total
0:00 AM	0	0	1	1	0	0	0	0	0	0	0	0	0	2
1:00	0	0	0	0	0	0	0	0	0	0	0	0	0	0
2:00	0	0	0	0	0	0	0	0	0	0	0	0	0	0
3:00	0	0	0	1	0	0	0	0	0	0	0	0	0	1
4:00	1	1	0	0	0	0	0	0	0	0	0	0	0	2
5:00	1	0	4	2	1	1	0	0	0	0	0	0	0	9
6:00	0	2	5	1	1	0	0	0	0	0	0	0	0	9
7:00	4	6	4	13	5	4	0	0	0	0	0	0	0	36
8:00	5	8	17	14	15	2	2	0	0	0	0	0	0	63
9:00	6	10	5	16	6	1	0	0	0	0	0	0	0	44
10:00	6	4	12	9	6	0	0	0	0	0	0	0	0	37
11:00	9	7	21	9	7	4	0	0	0	0	0	0	0	57
12:00 PM	6	9	13	26	3	2	0	0	0	0	0	0	0	59
13:00	7	6	11	9	7	1	0	0	0	0	0	0	0	41
14:00	2	10	16	11	5	3	0	0	0	0	0	0	0	47
15:00	3	11	18	22	12	3	1	0	0	0	0	0	0	70
16:00	8	8	23	23	8	0	0	0	0	0	0	0	0	70
17:00	1	9	14	17	8	3	0	0	0	0	0	0	0	52
18:00	3	8	8	11	8	1	0	0	0	0	0	0	0	39
19:00	5	4	10	12	2	0	0	0	0	0	0	0	0	33
20:00	3	4	8	6	2	0	0	0	0	0	0	0	0	23
21:00	3	4	3	6	1	2	0	0	0	0	0	0	0	19
22:00	2	1	5	1	3	1	0	0	0	0	0	0	0	13
23:00	0	0	0	0	2	0	0	0	0	0	0	0	0	2
Totals	75	112	198	210	102	28	3							728
% of Totals	10%	15%	27%	29%	14%	4%	0%							100%

AM Volumes	32	38	69	66	41	12	2	0	0	0	0	0	0	260
% AM	4%	5%	9%	9%	6%	2%	0%							36%
AM Peak Hour	11:00	9:00	11:00	9:00	8:00	7:00	8:00							8:00
Volume	9	10	21	16	15	4	2							63
PM Volumes	43	74	129	144	61	16	1	0	0	0	0	0	0	468
% PM	6%	10%	18%	20%	8%	2%	0%							64%
PM Peak Hour	16:00	15:00	16:00	12:00	15:00	14:00	15:00							15:00
Volume	8	11	23	26	12	3	1							70

Directional Peak Periods	AM 7-9			NOON 12-2			PM 4-6			Off Peak Volumes		
All Speeds	Volume		%	Volume		%	Volume		%	Volume		%
	99	↔	14%	100	↔	14%	122	↔	17%	407	↔	56%

Street Name	Direction	Percentiles					
		15th	50th	Average	85th	95th	ADT
S Lamer St	Summary	17	24	24	31	35	728

Prepared by NDS/ATD

Prepared by National Data & Surveying Services

VOLUME

S Lamer St Bet. W Oak St & W Alameda Ave

Day: Thursday
Date: 1/19/2023

City: Burbank
Project #: CA23_020030_010

DAILY TOTALS	NB	SB	EB	WB	Total
	329	399	0	0	728

AM Period	NB		SB		EB	WB	TOTAL		PM Period	NB		SB		EB	WB	TOTAL	
0:00	0		0		0	0			12:00	9		7		0	0	16	
0:15	0		1		0	0	1		12:15	8		8		0	0	16	
0:30	0		1		0	0	1		12:30	10		4		0	0	14	
0:45	0		0	2	0	0		2	12:45	10	37	3	22	0	0	13	59
1:00	0		0		0	0			13:00	7		3		0	0	10	
1:15	0		0		0	0			13:15	4		7		0	0	11	
1:30	0		0		0	0			13:30	7		4		0	0	11	
1:45	0		0		0	0			13:45	6	24	3	17	0	0	9	41
2:00	0		0		0	0			14:00	3		6		0	0	9	
2:15	0		0		0	0			14:15	2		7		0	0	9	
2:30	0		0		0	0			14:30	4		11		0	0	15	
2:45	0		0		0	0			14:45	5	14	9	33	0	0	14	47
3:00	0		0		0	0			15:00	7		13		0	0	20	
3:15	0		0		0	0			15:15	5		14		0	0	19	
3:30	0		1		0	0	1		15:30	7		9		0	0	16	
3:45	0		0	1	0	0		1	15:45	5	24	10	46	0	0	15	70
4:00	0		0		0	0			16:00	8		12		0	0	20	
4:15	0		0		0	0			16:15	8		9		0	0	17	
4:30	1		1		0	0	2		16:30	6		10		0	0	16	
4:45	0	1	0	1	0	0		2	16:45	6	28	11	42	0	0	17	70
5:00	3		0		0	0	3		17:00	5		9		0	0	14	
5:15	0		0		0	0			17:15	8		1		0	0	9	
5:30	1		3		0	0	4		17:30	2		11		0	0	13	
5:45	1	5	1	4	0	0	2	9	17:45	6	21	10	31	0	0	16	52
6:00	0		1		0	0	1		18:00	1		8		0	0	9	
6:15	1		1		0	0	2		18:15	2		7		0	0	9	
6:30	1		2		0	0	3		18:30	4		7		0	0	11	
6:45	1	3	2	6	0	0	3	9	18:45	4	11	6	28	0	0	10	39
7:00	4		1		0	0	5		19:00	6		5		0	0	11	
7:15	7		3		0	0	10		19:15	2		4		0	0	6	
7:30	3		5		0	0	8		19:30	5		3		0	0	8	
7:45	5	19	8	17	0	0	13	36	19:45	1	14	7	19	0	0	8	33
8:00	10		14		0	0	24		20:00	4		5		0	0	9	
8:15	8		8		0	0	16		20:15	1		3		0	0	4	
8:30	11		4		0	0	15		20:30	1		6		0	0	7	
8:45	6	35	2	28	0	0	8	63	20:45	2	8	1	15	0	0	3	23
9:00	2		6		0	0	8		21:00	0		2		0	0	2	
9:15	8		4		0	0	12		21:15	4		3		0	0	7	
9:30	6		6		0	0	12		21:30	2		2		0	0	4	
9:45	7	23	5	21	0	0	12	44	21:45	3	9	3	10	0	0	6	19
10:00	8		4		0	0	12		22:00	1		2		0	0	3	
10:15	1		8		0	0	9		22:15	2		0		0	0	2	
10:30	4		5		0	0	9		22:30	0		1		0	0	1	
10:45	5	18	2	19	0	0	7	37	22:45	3	6	4	7	0	0	7	13
11:00	6		6		0	0	12		23:00	0		0		0	0		
11:15	7		7		0	0	14		23:15	0		0		0	0		
11:30	7		6		0	0	13		23:30	0		2		0	0	2	
11:45	9	29	9	28	0	0	18	57	23:45	0		0	2	0	0		2
TOTALS		133		127				260	TOTALS		196		272				468
SPLIT %		51.2%		48.8%				35.7%	SPLIT %		41.9%		58.1%				64.3%

DAILY TOTALS	NB	SB	EB	WB	Total
	329	399	0	0	728

AM Peak Hour	11:45	7:30			7:45	PM Peak Hour	12:00	14:30			15:00
AM Pk Volume	36	35			68	PM Pk Volume	37	47			70
Pk Hr Factor	0.900	0.625			0.708	Pk Hr Factor	0.925	0.839			0.875
7 - 9 Volume	54	45	0	0	99	4 - 6 Volume	49	73	0	0	122
7 - 9 Peak Hour	8:00	7:30			7:45	4 - 6 Peak Hour	16:00	16:00			16:00
7 - 9 Pk Volume	35	35	0	0	68	4 - 6 Pk Volume	28	42	0	0	70
Pk Hr Factor	0.795	0.625	0.000	0.000	0.708	Pk Hr Factor	0.875	0.875	0.000	0.000	0.875

Prepared by NDS/ATD

Project #: CA23_020030_010 **City:** Burbank

Location: S Lamer St Bet. W Oak St & W Alameda Ave **Date:** 1/19/2023

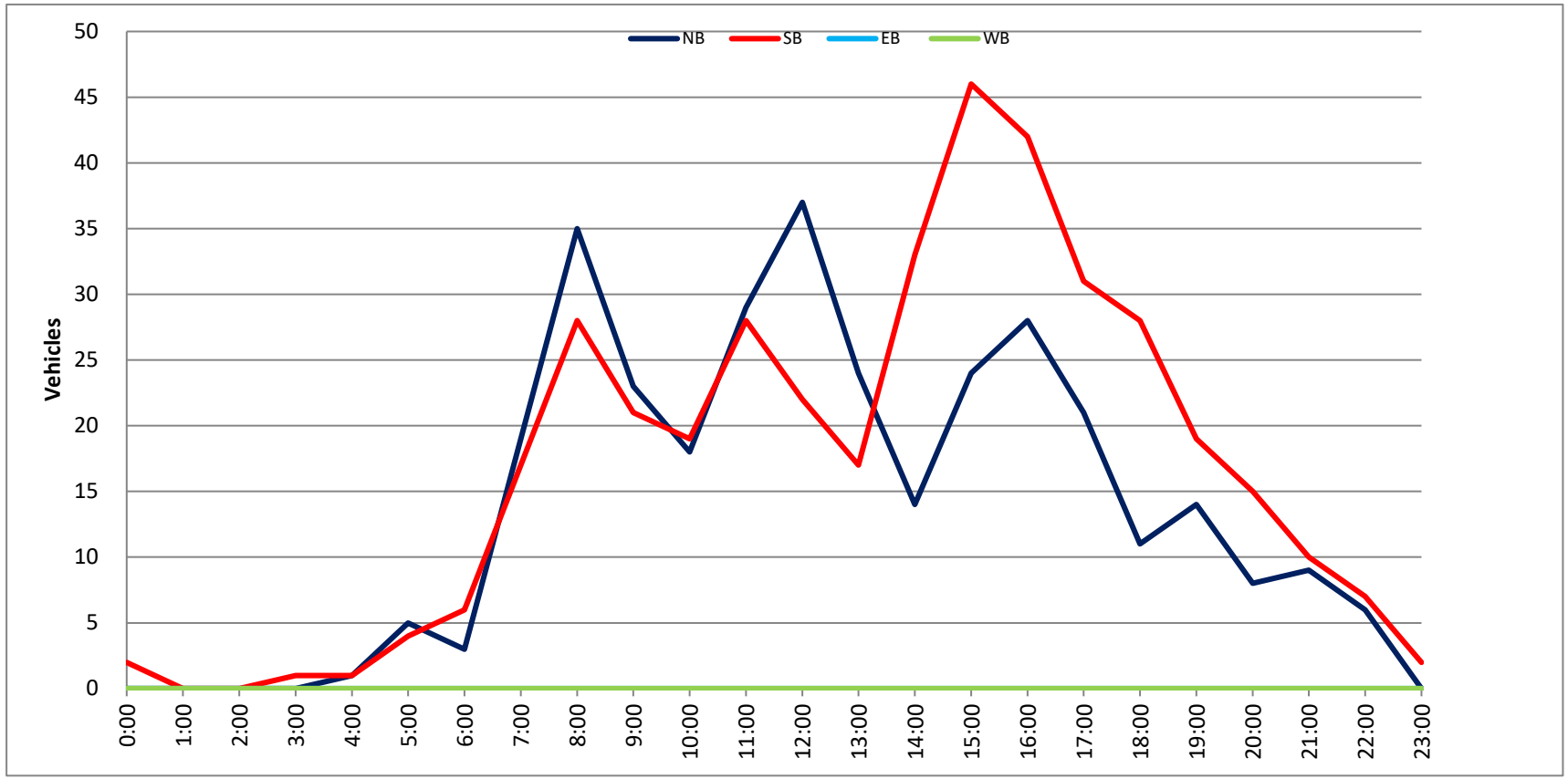

Prepared by National Data & Surveying Services

SPEED

S Lamer St Bet. W Olive Ave & W Oak St

Day: Tuesday
Date: 1/31/2023

City: Burbank
Project #: CA23_020030_009n

North Bound

Time	< 15	15 - 19	20 - 24	25 - 29	30 - 34	35 - 39	40 - 44	45 - 49	50 - 54	55 - 59	60 - 64	65 - 69	70 +	Total
0:00 AM	0	0	0	0	0	0	0	0	0	0	0	0	0	0
0:15	0	0	0	0	0	0	0	0	0	0	0	0	0	0
0:30	0	0	0	0	0	0	0	0	0	0	0	0	0	0
0:45	0	0	0	0	0	0	0	0	0	0	0	0	0	0
1:00	0	0	0	0	0	0	0	0	0	0	0	0	0	0
1:15	0	0	0	0	0	0	0	0	0	0	0	0	0	0
1:30	0	1	1	0	0	0	0	0	0	0	0	0	0	2
1:45	0	0	0	0	0	0	0	0	0	0	0	0	0	0
2:00	0	0	0	0	0	0	0	0	0	0	0	0	0	0
2:15	0	0	0	0	0	0	0	0	0	0	0	0	0	0
2:30	0	0	0	0	0	0	0	0	0	0	0	0	0	0
2:45	0	0	0	0	0	0	0	0	0	0	0	0	0	0
3:00	0	0	0	0	0	0	0	0	0	0	0	0	0	0
3:15	0	0	0	0	0	0	0	0	0	0	0	0	0	0
3:30	0	0	0	0	0	0	0	0	0	0	0	0	0	0
3:45	0	0	0	0	0	0	0	0	0	0	0	0	0	0
4:00	0	0	0	0	0	0	0	0	0	0	0	0	0	0
4:15	0	0	1	0	0	0	0	0	0	0	0	0	0	1
4:30	0	0	0	0	0	0	0	0	0	0	0	0	0	0
4:45	0	0	0	0	0	0	0	0	0	0	0	0	0	0
5:00	0	1	0	0	0	0	0	0	0	0	0	0	0	1
5:15	0	0	1	0	0	0	0	0	0	0	0	0	0	1
5:30	0	0	0	1	0	0	0	0	0	0	0	0	0	1
5:45	0	0	0	0	0	0	0	0	0	0	0	0	0	0
6:00	0	0	0	1	0	0	0	0	0	0	0	0	0	1
6:15	0	1	0	0	0	0	0	0	0	0	0	0	0	1
6:30	0	0	0	1	0	0	0	0	0	0	0	0	0	1
6:45	0	0	2	1	0	0	0	0	0	0	0	0	0	3
7:00	0	1	2	2	0	0	0	0	0	0	0	0	0	5
7:15	0	0	2	2	1	0	0	0	0	0	0	0	0	5
7:30	0	0	2	2	2	0	0	0	0	0	0	0	0	6
7:45	2	0	2	5	2	0	0	0	0	0	0	0	0	11
8:00	0	4	4	5	2	1	0	0	0	0	0	0	0	16
8:15	0	0	3	5	2	0	0	0	0	0	0	0	0	10
8:30	0	1	2	0	1	0	0	0	0	0	0	0	0	4
8:45	0	3	2	0	0	0	0	0	0	0	0	0	0	5
9:00	0	1	2	1	2	0	0	0	0	0	0	0	0	6
9:15	0	1	2	1	1	0	0	0	0	0	0	0	0	5
9:30	0	0	0	0	0	0	0	0	0	0	0	0	0	0
9:45	0	0	2	1	0	0	0	0	0	0	0	0	0	3
10:00	0	0	1	2	0	0	0	0	0	0	0	0	0	3
10:15	1	0	2	4	0	0	0	0	0	0	0	0	0	7
10:30	1	0	2	1	0	0	0	0	0	0	0	0	0	4
10:45	0	1	3	0	0	0	0	0	0	0	0	0	0	4
11:00	0	0	0	2	1	0	0	0	0	0	0	0	0	3
11:15	1	0	1	0	1	0	0	0	0	0	0	0	0	3
11:30	0	2	0	3	2	0	0	0	0	0	0	0	0	7
11:45	0	0	2	2	0	0	0	0	0	0	0	0	0	4
12:00 PM	0	0	4	3	0	1	0	0	0	0	0	0	0	8
12:15	0	0	3	1	0	0	0	0	0	0	0	0	0	4
12:30	0	0	0	2	1	0	0	0	0	0	0	0	0	3
12:45	0	0	2	1	1	0	0	0	0	0	0	0	0	4
13:00	0	1	4	2	3	0	0	0	0	0	0	0	0	10
13:15	0	1	2	3	0	0	0	0	0	0	0	0	0	6
13:30	0	1	6	5	0	1	0	0	0	0	0	0	0	13
13:45	1	2	4	3	1	0	0	0	0	0	0	0	0	11
14:00	0	1	2	3	0	0	0	0	0	0	0	0	0	6
14:15	0	4	2	1	0	0	1	0	0	0	0	0	0	8
14:30	1	0	3	0	0	0	0	0	0	0	0	0	0	4
14:45	0	1	4	4	1	0	0	0	0	0	0	0	0	10
15:00	1	0	4	3	0	0	0	0	0	0	0	0	0	8
15:15	1	4	2	5	0	0	0	0	0	0	0	0	0	12
15:30	2	0	3	2	2	0	0	0	0	0	0	0	0	9
15:45	0	0	3	5	1	0	0	0	0	0	0	0	0	9
16:00	0	2	1	4	0	0	0	0	0	0	0	0	0	7
16:15	1	1	1	2	0	0	0	0	0	0	0	0	0	5
16:30	2	1	1	4	0	0	0	0	0	0	0	0	0	8
16:45	0	1	3	1	0	0	0	0	0	0	0	0	0	5
17:00	2	3	3	2	1	0	0	0	0	0	0	0	0	11
17:15	2	0	3	2	1	0	0	0	0	0	0	0	0	8
17:30	0	0	2	1	0	0	0	0	0	0	0	0	0	3
17:45	1	1	6	2	1	1	0	0	0	0	0	0	0	12
18:00	4	2	6	1	0	0	0	0	0	0	0	0	0	13
18:15	0	2	3	3	0	0	0	0	0	0	0	0	0	8
18:30	0	2	1	3	0	0	0	0	0	0	0	0	0	6
18:45	0	0	2	1	0	0	0	0	0	0	0	0	0	3
19:00	0	3	3	2	2	1	0	0	0	0	0	0	0	11
19:15	0	0	1	2	0	1	0	0	0	0	0	0	0	4
19:30	0	1	3	2	0	0	0	0	0	0	0	0	0	6
19:45	0	0	1	4	1	0	0	0	0	0	0	0	0	6
20:00	0	1	1	0	0	0	0	0	0	0	0	0	0	2
20:15	0	0	1	2	0	0	0	0	0	0	0	0	0	3
20:30	0	0	2	2	0	0	0	0	0	0	0	0	0	4
20:45	0	0	0	0	0	0	0	0	0	0	0	0	0	0
21:00	0	0	0	1	0	0	0	0	0	0	0	0	0	1
21:15	0	0	0	1	0	0	0	0	0	0	0	0	0	1
21:30	0	0	1	0	0	0	0	0	0	0	0	0	0	1
21:45	0	0	0	0	1	0	0	0	0	0	0	0	0	1
22:00	0	0	2	1	0	0	0	0	0	0	0	0	0	3
22:15	1	0	0	0	0	0	0	0	0	0	0	0	0	1
22:30	0	0	0	1	0	0	0	0	0	0	0	0	0	1
22:45	0	1	0	0	0	0	0	0	0	0	0	0	0	1
23:00	0	0	0	0	0	0	0	0	0	0	0	0	0	0
23:15	0	1	0	0	0	0	0	0	0	0	0	0	0	1
23:30	0	0	0	0	0	0	0	0	0	0	0	0	0	0
23:45	0	0	0	0	0	0	0	0	0	0	0	0	0	0
Totals	**24**	**54**	**135**	**129**	**34**	**6**	**1**							**384**
% of Totals	6%	14%	35%	34%	9%	2%	0%							100%

AM Volumes	5	17	41	42	17	1	0	0	0	0	0	0	0	123
% AM	1%	4%	11%	11%	4%	0%								32%
AM Peak Hour	7:00	8:00	7:30	7:30	7:30	7:15								7:30
Volume	2	8	11	17	8	1								43
PM Volumes	19	37	95	87	17	5	1	0	0	0	0	0	0	261
% PM	5%	10%	25%	23%	4%	1%	0%							68%
PM Peak Hour	17:15	13:30	17:15	15:15	12:15	18:30	13:30							13:00
Volume	7	8	17	16	5	2	1							40

Directional Peak Periods	AM 7-9			NOON 12-2			PM 4-6			Off Peak Volumes		
All Classes	Volume	⟷	%	Volume	⟷	%	Volume	⟷	%	Volume	⟷	%
	62		16%	59		15%	59		15%	204		53%

Street Name	Direction	Percentiles					
		15th	50th	Average	85th	95th	ADT
S Lamer St	North Bound	18	24	24	29	33	384
S Lamer St	South Bound	17	24	23	29	33	243

Prepared by National Data & Surveying Services

SPEED

S Lamer St Bet. W Olive Ave & W Oak St

Day: Tuesday
Date: 1/31/2023

City: Burbank
Project #: CA23_020030_009s

South Bound

Time	< 15	15 - 19	20 - 24	25 - 29	30 - 34	35 - 39	40 - 44	45 - 49	50 - 54	55 - 59	60 - 64	65 - 69	70 +	Total
0:00 AM	0	0	0	0	0	0	0	0	0	0	0	0	0	0
0:15	0	0	0	0	0	0	0	0	0	0	0	0	0	0
0:30	0	0	0	0	0	0	0	0	0	0	0	0	0	0
0:45	0	0	0	0	0	0	0	0	0	0	0	0	0	0
1:00	0	0	0	0	0	0	0	0	0	0	0	0	0	0
1:15	0	0	0	0	0	0	0	0	0	0	0	0	0	0
1:30	0	0	0	0	0	0	0	0	0	0	0	0	0	0
1:45	0	0	0	0	0	0	0	0	0	0	0	0	0	0
2:00	0	0	0	0	0	0	0	0	0	0	0	0	0	0
2:15	0	1	0	0	0	0	0	0	0	0	0	0	0	1
2:30	0	0	0	0	0	0	0	0	0	0	0	0	0	0
2:45	0	0	0	0	0	0	0	0	0	0	0	0	0	0
3:00	0	0	0	0	0	0	0	0	0	0	0	0	0	0
3:15	0	0	0	0	0	0	0	0	0	0	0	0	0	0
3:30	0	0	0	0	0	0	0	0	0	0	0	0	0	0
3:45	0	0	0	0	0	0	0	0	0	0	0	0	0	0
4:00	0	0	0	0	0	0	0	0	0	0	0	0	0	0
4:15	0	0	0	0	0	0	0	0	0	0	0	0	0	0
4:30	1	0	0	0	0	0	0	0	0	0	0	0	0	1
4:45	0	0	0	0	0	0	0	0	0	0	0	0	0	0
5:00	0	1	0	2	0	0	0	0	0	0	0	0	0	3
5:15	0	0	0	0	0	0	0	0	0	0	0	0	0	0
5:30	0	0	1	0	0	0	0	0	0	0	0	0	0	1
5:45	0	0	0	0	0	0	0	0	0	0	0	0	0	0
6:00	0	1	0	1	0	0	0	0	0	0	0	0	0	2
6:15	0	1	0	0	1	0	0	0	0	0	0	0	0	2
6:30	0	0	1	1	0	1	0	0	0	0	0	0	0	3
6:45	0	0	0	3	0	0	0	0	0	0	0	0	0	3
7:00	2	0	3	0	0	0	0	0	0	0	0	0	0	5
7:15	1	1	0	1	0	1	0	0	0	0	0	0	0	4
7:30	1	0	2	7	2	0	0	0	0	0	0	0	0	12
7:45	2	3	1	3	3	1	0	0	0	0	0	0	0	13
8:00	0	5	0	0	0	0	0	0	0	0	0	0	0	5
8:15	1	0	1	1	1	0	0	0	0	0	0	0	0	4
8:30	1	2	3	2	1	0	0	0	0	0	0	0	0	9
8:45	0	1	0	2	0	0	0	0	0	0	0	0	0	3
9:00	0	1	2	0	0	0	0	0	0	0	0	0	0	3
9:15	0	0	1	1	0	0	0	0	0	0	0	0	0	2
9:30	0	0	1	2	0	0	0	0	0	0	0	0	0	3
9:45	0	1	1	0	0	0	0	0	0	0	0	0	0	2
10:00	0	1	0	0	0	0	0	0	0	0	0	0	0	1
10:15	0	2	1	0	0	0	0	0	0	0	0	0	0	3
10:30	0	0	1	1	0	0	0	0	0	0	0	0	0	2
10:45	1	0	1	0	0	0	0	0	0	0	0	0	0	2
11:00	0	0	0	0	0	0	0	0	0	0	0	0	0	0
11:15	0	0	1	0	0	0	0	0	0	0	0	0	0	1
11:30	0	0	3	0	0	0	0	0	0	0	0	0	0	3
11:45	1	1	1	1	0	0	0	0	0	0	0	0	0	4
12:00 PM	0	2	4	1	0	0	0	0	0	0	0	0	0	7
12:15	1	0	1	3	0	0	0	0	0	0	0	0	0	5
12:30	0	0	0	0	0	0	0	0	0	0	0	0	0	0
12:45	0	2	0	0	0	0	0	0	0	0	0	0	0	2
13:00	0	1	1	4	2	0	0	0	0	0	0	0	0	8
13:15	1	0	2	1	1	0	0	0	0	0	0	0	0	5
13:30	0	0	1	1	1	0	0	0	0	0	0	0	0	3
13:45	1	0	2	2	0	0	0	0	0	0	0	0	0	5
14:00	0	0	1	1	1	1	0	0	0	0	0	0	0	4
14:15	0	0	0	1	0	0	0	0	0	0	0	0	0	1
14:30	0	2	1	2	0	1	0	0	0	0	0	0	0	6
14:45	0	0	0	1	1	0	0	0	0	0	0	0	0	2
15:00	1	0	2	2	1	0	0	0	0	0	0	0	0	6
15:15	0	0	1	1	0	0	0	0	0	0	0	0	0	2
15:30	0	0	0	1	0	0	0	0	0	0	0	0	0	1
15:45	0	0	0	2	1	0	0	0	0	0	0	0	0	3
16:00	1	0	1	3	1	0	0	0	0	0	0	0	0	6
16:15	1	1	1	0	0	0	0	0	0	0	0	0	0	3
16:30	1	0	0	7	0	0	0	0	0	0	0	0	0	8
16:45	0	1	1	0	2	0	0	0	0	0	0	0	0	4
17:00	0	0	4	0	1	0	0	0	0	0	0	0	0	5
17:15	0	0	0	1	0	0	0	0	0	0	0	0	0	1
17:30	0	0	4	1	0	0	0	0	0	0	0	0	0	5
17:45	0	0	1	0	0	0	0	0	0	0	0	0	0	1
18:00	2	1	2	0	0	0	0	0	0	0	0	0	0	5
18:15	0	2	5	1	1	0	0	0	0	0	0	0	0	9
18:30	1	0	3	5	0	0	0	0	0	0	0	0	0	9
18:45	0	0	1	1	0	0	0	0	0	0	0	0	0	2
19:00	0	1	1	1	0	0	0	0	0	0	0	0	0	3
19:15	0	0	0	0	1	0	0	0	0	0	0	0	0	1
19:30	0	0	1	0	0	0	0	0	0	0	0	0	0	1
19:45	0	0	0	1	0	0	0	0	0	0	0	0	0	1
20:00	1	0	1	0	1	0	0	0	0	0	0	0	0	3
20:15	2	0	1	1	0	0	0	0	0	0	0	0	0	4
20:30	0	0	2	1	0	0	0	0	0	0	0	0	0	3
20:45	0	0	2	1	0	0	0	0	0	0	0	0	0	3
21:00	0	0	0	1	0	0	0	0	0	0	0	0	0	1
21:15	0	0	0	0	0	0	0	0	0	0	0	0	0	0
21:30	0	0	0	0	0	0	0	0	0	0	0	0	0	0
21:45	0	0	0	0	0	0	0	0	0	0	0	0	0	0
22:00	0	1	0	0	0	0	0	0	0	0	0	0	0	1
22:15	0	0	0	0	0	0	0	0	0	0	0	0	0	0
22:30	0	0	0	1	0	0	0	0	0	0	0	0	0	1
22:45	0	1	0	0	0	0	0	0	0	0	0	0	0	1
23:00	0	0	0	0	0	0	0	0	0	0	0	0	0	0
23:15	0	0	1	2	0	0	0	0	0	0	0	0	0	3
23:30	0	0	0	1	0	0	0	0	0	0	0	0	0	1
23:45	0	1	0	0	0	0	0	0	0	0	0	0	0	1
Totals	24	38	73	80	23	5								243
% of Totals	10%	16%	30%	33%	9%	2%								100%

AM Volumes	11	22	25	28	8	3	0	0	0	0	0	0	0	97
% AM	5%	9%	10%	12%	3%	1%								40%
AM Peak Hour	7:00	7:45	11:15	6:45	7:30	6:30								7:00
Volume	6	10	9	11	6	2								34
PM Volumes	13	16	48	52	15	2	0	0	0	0	0	0	0	146
% PM	5%	7%	20%	21%	6%	1%								60%
PM Peak Hour	15:45	12:00	17:30	15:45	12:45	13:45								18:00
Volume	3	4	12	12	4	2								25

Directional Peak Periods	AM 7-9			NOON 12-2			PM 4-6			Off Peak Volumes		
All Classes	Volume	⟷	%	Volume	⟷	%	Volume	⟷	%	Volume	⟷	%
	55		23%	35		14%	33		14%	120		49%

Street Name	Direction	Percentiles					
		15th	50th	Average	85th	95th	ADT
S Lamer St	North Bound	18	24	24	29	33	384
S Lamer St	South Bound	17	24	23	29	33	243

Prepared by National Data & Surveying Services

SPEED

S Lamer St Bet. W Olive Ave & W Oak St

Day: Tuesday
Date: 1/31/2023

City: Burbank
Project #: CA23_020030_009

Summary

Time	< 15	15 - 19	20 - 24	25 - 29	30 - 34	35 - 39	40 - 44	45 - 49	50 - 54	55 - 59	60 - 64	65 - 69	70 +	Total
0:00 AM	0	0	0	0	0	0	0	0	0	0	0	0	0	0
0:15	0	0	0	0	0	0	0	0	0	0	0	0	0	0
0:30	0	0	0	0	0	0	0	0	0	0	0	0	0	0
0:45	0	0	0	0	0	0	0	0	0	0	0	0	0	0
1:00	0	0	0	0	0	0	0	0	0	0	0	0	0	0
1:15	0	0	0	0	0	0	0	0	0	0	0	0	0	0
1:30	0	1	1	0	0	0	0	0	0	0	0	0	0	2
1:45	0	0	0	0	0	0	0	0	0	0	0	0	0	0
2:00	0	0	0	0	0	0	0	0	0	0	0	0	0	0
2:15	0	1	0	0	0	0	0	0	0	0	0	0	0	1
2:30	0	0	0	0	0	0	0	0	0	0	0	0	0	0
2:45	0	0	0	0	0	0	0	0	0	0	0	0	0	0
3:00	0	0	0	0	0	0	0	0	0	0	0	0	0	0
3:15	0	0	0	0	0	0	0	0	0	0	0	0	0	0
3:30	0	0	0	0	0	0	0	0	0	0	0	0	0	0
3:45	0	0	0	0	0	0	0	0	0	0	0	0	0	0
4:00	0	0	0	0	0	0	0	0	0	0	0	0	0	0
4:15	0	0	1	0	0	0	0	0	0	0	0	0	0	1
4:30	1	0	0	0	0	0	0	0	0	0	0	0	0	1
4:45	0	0	0	0	0	0	0	0	0	0	0	0	0	0
5:00	0	2	0	2	0	0	0	0	0	0	0	0	0	4
5:15	0	0	1	0	0	0	0	0	0	0	0	0	0	1
5:30	0	0	1	1	0	0	0	0	0	0	0	0	0	2
5:45	0	0	0	0	0	0	0	0	0	0	0	0	0	0
6:00	0	1	0	2	0	0	0	0	0	0	0	0	0	3
6:15	0	2	0	0	1	0	0	0	0	0	0	0	0	3
6:30	0	0	1	2	0	1	0	0	0	0	0	0	0	4
6:45	0	0	2	4	0	0	0	0	0	0	0	0	0	6
7:00	2	1	5	2	0	0	0	0	0	0	0	0	0	10
7:15	1	1	2	3	1	1	0	0	0	0	0	0	0	9
7:30	1	0	4	9	4	0	0	0	0	0	0	0	0	18
7:45	4	3	3	8	5	1	0	0	0	0	0	0	0	24
8:00	0	9	4	5	2	1	0	0	0	0	0	0	0	21
8:15	1	0	4	6	3	0	0	0	0	0	0	0	0	14
8:30	1	3	5	2	2	0	0	0	0	0	0	0	0	13
8:45	0	4	2	2	0	0	0	0	0	0	0	0	0	8
9:00	0	2	4	1	2	0	0	0	0	0	0	0	0	9
9:15	0	1	3	2	1	0	0	0	0	0	0	0	0	7
9:30	0	0	1	2	0	0	0	0	0	0	0	0	0	3
9:45	0	1	3	1	0	0	0	0	0	0	0	0	0	5
10:00	0	1	1	2	0	0	0	0	0	0	0	0	0	4
10:15	1	2	3	4	0	0	0	0	0	0	0	0	0	10
10:30	1	0	3	2	0	0	0	0	0	0	0	0	0	6
10:45	1	1	4	0	0	0	0	0	0	0	0	0	0	6
11:00	0	0	0	2	1	0	0	0	0	0	0	0	0	3
11:15	1	0	2	0	1	0	0	0	0	0	0	0	0	4
11:30	0	2	3	3	2	0	0	0	0	0	0	0	0	10
11:45	1	1	3	3	0	0	0	0	0	0	0	0	0	8
12:00 PM	0	2	8	4	0	1	0	0	0	0	0	0	0	15
12:15	1	0	4	4	0	0	0	0	0	0	0	0	0	9
12:30	0	0	0	2	1	0	0	0	0	0	0	0	0	3
12:45	0	2	2	1	1	0	0	0	0	0	0	0	0	6
13:00	0	2	5	6	5	0	0	0	0	0	0	0	0	18
13:15	1	1	4	4	1	0	0	0	0	0	0	0	0	11
13:30	0	1	7	6	1	1	0	0	0	0	0	0	0	16
13:45	2	2	6	5	1	0	0	0	0	0	0	0	0	16
14:00	0	1	3	4	1	1	0	0	0	0	0	0	0	10
14:15	0	4	2	2	0	0	1	0	0	0	0	0	0	9
14:30	1	2	4	2	0	1	0	0	0	0	0	0	0	10
14:45	0	1	4	5	2	0	0	0	0	0	0	0	0	12
15:00	2	0	6	5	1	0	0	0	0	0	0	0	0	14
15:15	1	4	3	6	0	0	0	0	0	0	0	0	0	14
15:30	2	0	3	3	2	0	0	0	0	0	0	0	0	10
15:45	0	0	3	7	2	0	0	0	0	0	0	0	0	12
16:00	1	2	2	7	1	0	0	0	0	0	0	0	0	13
16:15	2	2	2	2	0	0	0	0	0	0	0	0	0	8
16:30	3	1	1	11	0	0	0	0	0	0	0	0	0	16
16:45	0	2	4	1	2	0	0	0	0	0	0	0	0	9
17:00	2	3	7	2	2	0	0	0	0	0	0	0	0	16
17:15	2	0	3	3	1	0	0	0	0	0	0	0	0	9
17:30	0	0	6	2	0	0	0	0	0	0	0	0	0	8
17:45	1	1	7	2	1	1	0	0	0	0	0	0	0	13
18:00	6	3	8	1	0	0	0	0	0	0	0	0	0	18
18:15	0	4	8	4	1	0	0	0	0	0	0	0	0	17
18:30	1	2	4	8	0	0	0	0	0	0	0	0	0	15
18:45	0	0	3	2	0	0	0	0	0	0	0	0	0	5
19:00	0	4	4	3	2	1	0	0	0	0	0	0	0	14
19:15	0	0	1	2	1	1	0	0	0	0	0	0	0	5
19:30	0	1	4	2	0	0	0	0	0	0	0	0	0	7
19:45	0	0	1	5	1	0	0	0	0	0	0	0	0	7
20:00	1	1	2	0	1	0	0	0	0	0	0	0	0	5
20:15	2	0	2	3	0	0	0	0	0	0	0	0	0	7
20:30	0	0	4	3	0	0	0	0	0	0	0	0	0	7
20:45	0	0	2	1	0	0	0	0	0	0	0	0	0	3
21:00	0	0	0	2	0	0	0	0	0	0	0	0	0	2
21:15	0	0	0	1	0	0	0	0	0	0	0	0	0	1
21:30	0	0	1	0	0	0	0	0	0	0	0	0	0	1
21:45	0	0	0	0	1	0	0	0	0	0	0	0	0	1
22:00	0	1	2	1	0	0	0	0	0	0	0	0	0	4
22:15	1	0	0	0	0	0	0	0	0	0	0	0	0	1
22:30	0	0	0	2	0	0	0	0	0	0	0	0	0	2
22:45	0	2	0	0	0	0	0	0	0	0	0	0	0	2
23:00	0	0	0	0	0	0	0	0	0	0	0	0	0	0
23:15	0	1	1	2	0	0	0	0	0	0	0	0	0	4
23:30	0	0	0	1	0	0	0	0	0	0	0	0	0	1
23:45	0	1	0	0	0	0	0	0	0	0	0	0	0	1
Totals	48	92	209	209	57	11	1							627
% of Totals	8%	15%	33%	33%	9%	2%	0%							100%

AM Volumes	16	39	66	70	25	4	0	0	0	0	0	0	0	220
% AM	3%	6%	11%	11%	4%	1%								35%
AM Peak Hour	7:00	8:00	11:30	7:30	7:30	7:15								7:30
Volume	8	16	18	28	14	3								77
PM Volumes	32	53	143	139	32	7	1	0	0	0	0	0	0	407
% PM	5%	8%	23%	22%	5%	1%	0%							65%
PM Peak Hour	17:15	17:45	17:30	15:45	12:30	13:15	13:30							17:45
Volume	9	10	29	27	8	2	1							63

Directional Peak Periods	AM 7-9			NOON 12-2			PM 4-6			Off Peak Volumes		
All Classes	Volume	⟷	%	Volume	⟷	%	Volume	⟷	%	Volume	⟷	%
	117		19%	94		15%	92		15%	324		52%

Street Name	Direction	Percentiles					
		15th	50th	Average	85th	95th	ADT
S Lamer St	Summary	18	24	24	29	33	627

Prepared by National Data & Surveying Services

SPEED

S Lamer St Bet. W Olive Ave & W Oak St

Day: Tuesday
Date: 1/31/2023

City: Burbank
Project #: CA23_020030_009n

North Bound

Time	< 15	15 - 19	20 - 24	25 - 29	30 - 34	35 - 39	40 - 44	45 - 49	50 - 54	55 - 59	60 - 64	65 - 69	70 +	Total
0:00 AM	0	0	0	0	0	0	0	0	0	0	0	0	0	0
1:00	0	1	1	0	0	0	0	0	0	0	0	0	0	2
2:00	0	0	0	0	0	0	0	0	0	0	0	0	0	0
3:00	0	0	0	0	0	0	0	0	0	0	0	0	0	0
4:00	0	0	1	0	0	0	0	0	0	0	0	0	0	1
5:00	0	1	1	1	0	0	0	0	0	0	0	0	0	3
6:00	0	1	2	3	0	0	0	0	0	0	0	0	0	6
7:00	2	1	8	11	5	0	0	0	0	0	0	0	0	27
8:00	0	8	11	10	5	1	0	0	0	0	0	0	0	35
9:00	0	2	6	3	3	0	0	0	0	0	0	0	0	14
10:00	2	1	8	7	0	0	0	0	0	0	0	0	0	18
11:00	1	2	3	7	4	0	0	0	0	0	0	0	0	17
12:00 PM	0	0	9	7	2	1	0	0	0	0	0	0	0	19
13:00	1	5	16	13	4	1	0	0	0	0	0	0	0	40
14:00	1	6	11	8	1	0	1	0	0	0	0	0	0	28
15:00	4	4	12	15	3	0	0	0	0	0	0	0	0	38
16:00	3	5	6	11	0	0	0	0	0	0	0	0	0	25
17:00	5	4	14	7	3	1	0	0	0	0	0	0	0	34
18:00	4	6	12	8	0	0	0	0	0	0	0	0	0	30
19:00	0	4	8	10	3	2	0	0	0	0	0	0	0	27
20:00	0	1	4	4	0	0	0	0	0	0	0	0	0	9
21:00	0	0	1	2	1	0	0	0	0	0	0	0	0	4
22:00	1	1	2	2	0	0	0	0	0	0	0	0	0	6
23:00	0	1	0	0	0	0	0	0	0	0	0	0	0	1
Totals	24	54	136	129	34	6	1							384
% of Totals	6%	14%	35%	34%	9%	2%	0%							100%

AM Volumes	5	17	41	42	17	1	0	0	0	0	0	0	0	123
% AM	1%	4%	11%	11%	4%	0%								32%
AM Peak Hour	7:00	8:00	8:00	7:00	7:00	8:00								8:00
Volume	2	8	11	11	5	1								35
PM Volumes	19	37	95	87	17	5	1	0	0	0	0	0	0	261
% PM	5%	10%	25%	23%	4%	1%	0%							68%
PM Peak Hour	17:00	14:00	13:00	15:00	13:00	19:00	14:00							13:00
Volume	5	6	16	15	4	2	1							40

Directional Peak Periods	AM 7-9			NOON 12-2			PM 4-6			Off Peak Volumes		
All Speeds	Volume		%	Volume		%	Volume		%	Volume		%
	62	↔	16%	59	↔	15%	59	↔	15%	204	↔	53%

Street Name	Direction	Percentiles					
		15th	50th	Average	85th	95th	ADT
S Lamer St	North Bound	18	24	24	29	33	384
S Lamer St	South Bound	17	24	23	29	33	243

Prepared by National Data & Surveying Services

SPEED

S Lamer St Bet. W Olive Ave & W Oak St

Day: Tuesday
Date: 1/31/2023

City: Burbank
Project #: CA23_020030_009s

South Bound

Time	< 15	15 - 19	20 - 24	25 - 29	30 - 34	35 - 39	40 - 44	45 - 49	50 - 54	55 - 59	60 - 64	65 - 69	70 +	Total
0:00 AM	0	0	0	0	0	0	0	0	0	0	0	0	0	0
1:00	0	0	0	0	0	0	0	0	0	0	0	0	0	0
2:00	0	1	0	0	0	0	0	0	0	0	0	0	0	1
3:00	0	0	0	0	0	0	0	0	0	0	0	0	0	0
4:00	1	0	0	0	0	0	0	0	0	0	0	0	0	1
5:00	0	1	1	2	0	0	0	0	0	0	0	0	0	4
6:00	0	2	1	5	1	1	0	0	0	0	0	0	0	10
7:00	6	4	6	11	5	2	0	0	0	0	0	0	0	34
8:00	2	8	4	5	2	0	0	0	0	0	0	0	0	21
9:00	0	2	5	3	0	0	0	0	0	0	0	0	0	10
10:00	1	3	3	1	0	0	0	0	0	0	0	0	0	8
11:00	1	1	5	1	0	0	0	0	0	0	0	0	0	8
12:00 PM	1	4	5	4	0	0	0	0	0	0	0	0	0	14
13:00	2	1	6	8	4	0	0	0	0	0	0	0	0	21
14:00	0	2	2	5	2	2	0	0	0	0	0	0	0	13
15:00	1	0	3	6	2	0	0	0	0	0	0	0	0	12
16:00	3	2	3	10	3	0	0	0	0	0	0	0	0	21
17:00	0	0	9	2	1	0	0	0	0	0	0	0	0	12
18:00	3	3	11	7	1	0	0	0	0	0	0	0	0	25
19:00	0	1	2	2	1	0	0	0	0	0	0	0	0	6
20:00	3	0	6	3	1	0	0	0	0	0	0	0	0	13
21:00	0	0	0	1	0	0	0	0	0	0	0	0	0	1
22:00	0	2	0	1	0	0	0	0	0	0	0	0	0	3
23:00	0	1	1	3	0	0	0	0	0	0	0	0	0	5
Totals	24	38	73	80	23	5								243
% of Totals	10%	16%	30%	33%	9%	2%								100%

AM Volumes	11	22	25	28	8	3	0	0	0	0	0	0	0	97
% AM	5%	9%	10%	12%	3%	1%								40%
AM Peak Hour	7:00	8:00	7:00	7:00	7:00	7:00								7:00
Volume	6	8	6	11	5	2								34
PM Volumes	13	16	48	52	15	2	0	0	0	0	0	0	0	146
% PM	5%	7%	20%	21%	6%	1%								60%
PM Peak Hour	16:00	12:00	18:00	16:00	13:00	14:00								18:00
Volume	3	4	11	10	4	2								25

Directional Peak Periods	AM 7-9			NOON 12-2			PM 4-6			Off Peak Volumes		
All Speeds	Volume		%	Volume		%	Volume		%	Volume		%
	55	↔	23%	35	↔	14%	33	↔	14%	120	↔	49%

Street Name	Direction	Percentiles					
		15th	50th	Average	85th	95th	ADT
S Lamer St	North Bound	18	24	24	29	33	384
S Lamer St	South Bound	17	24	23	29	33	243

Prepared by National Data & Surveying Services

SPEED

S Lamer St Bet. W Olive Ave & W Oak St

Day: Tuesday
Date: 1/31/2023

City: Burbank
Project #: CA23_020030_009

Summary

Time	< 15	15 - 19	20 - 24	25 - 29	30 - 34	35 - 39	40 - 44	45 - 49	50 - 54	55 - 59	60 - 64	65 - 69	70 +	Total
0:00 AM	0	0	0	0	0	0	0	0	0	0	0	0	0	0
1:00	0	1	1	0	0	0	0	0	0	0	0	0	0	2
2:00	0	1	0	0	0	0	0	0	0	0	0	0	0	1
3:00	0	0	0	0	0	0	0	0	0	0	0	0	0	0
4:00	1	0	1	0	0	0	0	0	0	0	0	0	0	2
5:00	0	2	2	3	0	0	0	0	0	0	0	0	0	7
6:00	0	3	3	8	1	1	0	0	0	0	0	0	0	16
7:00	8	5	14	22	10	2	0	0	0	0	0	0	0	61
8:00	2	16	15	15	7	1	0	0	0	0	0	0	0	56
9:00	0	4	11	6	3	0	0	0	0	0	0	0	0	24
10:00	3	4	11	8	0	0	0	0	0	0	0	0	0	26
11:00	2	3	8	8	4	0	0	0	0	0	0	0	0	25
12:00 PM	1	4	14	11	2	1	0	0	0	0	0	0	0	33
13:00	3	6	22	21	8	1	0	0	0	0	0	0	0	61
14:00	1	8	13	13	3	2	1	0	0	0	0	0	0	41
15:00	5	4	15	21	5	0	0	0	0	0	0	0	0	50
16:00	6	7	9	21	3	0	0	0	0	0	0	0	0	46
17:00	5	4	23	9	4	1	0	0	0	0	0	0	0	46
18:00	7	9	23	15	1	0	0	0	0	0	0	0	0	55
19:00	0	5	10	12	4	2	0	0	0	0	0	0	0	33
20:00	3	1	10	7	1	0	0	0	0	0	0	0	0	22
21:00	0	0	1	3	1	0	0	0	0	0	0	0	0	5
22:00	1	3	2	3	0	0	0	0	0	0	0	0	0	9
23:00	0	2	1	3	0	0	0	0	0	0	0	0	0	6
Totals	48	92	209	209	57	11	1							627
% of Totals	8%	15%	33%	33%	9%	2%	0%							100%

AM Volumes	16	39	66	70	25	4	0	0	0	0	0	0	0	220
% AM	3%	6%	11%	11%	4%	1%								35%
AM Peak Hour	7:00	8:00	8:00	7:00	7:00	7:00								7:00
Volume	8	16	15	22	10	2								61
PM Volumes	32	53	143	139	32	7	1	0	0	0	0	0	0	407
% PM	5%	8%	23%	22%	5%	1%	0%							65%
PM Peak Hour	18:00	18:00	17:00	13:00	13:00	14:00	14:00							13:00
Volume	7	9	23	21	8	2	1							61

Directional Peak Periods	AM 7-9			NOON 12-2			PM 4-6			Off Peak Volumes		
All Speeds	Volume		%	Volume		%	Volume		%	Volume		%
	117	↔	19%	94	↔	15%	92	↔	15%	324	↔	52%

Street Name	Direction	Percentiles					
		15th	50th	Average	85th	95th	ADT
S Lamer St	Summary	18	24	24	29	33	627

Prepared by NDS/ATD

Prepared by National Data & Surveying Services

VOLUME

S Lamer St Bet. W Olive Ave & W Oak St

Day: Tuesday
Date: 1/31/2023

City: Burbank
Project #: CA23_020030_009

DAILY TOTALS	NB	SB	EB	WB	Total
	384	243	0	0	627

AM Period	NB		SB		EB	WB	TOTAL		PM Period	NB		SB		EB	WB	TOTAL	
0:00	0		0		0	0			12:00	8		7		0	0	15	
0:15	0		0		0	0			12:15	4		5		0	0	9	
0:30	0		0		0	0			12:30	3		0		0	0	3	
0:45	0		0		0	0			12:45	4	19	2	14	0	0	6	33
1:00	0		0		0	0			13:00	10		8		0	0	18	
1:15	0		0		0	0			13:15	6		5		0	0	11	
1:30	2		0		0	0	2		13:30	13		3		0	0	16	
1:45	0	2	0		0	0		2	13:45	11	40	5	21	0	0	16	61
2:00	0		0		0	0			14:00	6		4		0	0	10	
2:15	0		1		0	0	1		14:15	8		1		0	0	9	
2:30	0		0		0	0			14:30	4		6		0	0	10	
2:45	0		0	1	0	0		1	14:45	10	28	2	13	0	0	12	41
3:00	0		0		0	0			15:00	8		6		0	0	14	
3:15	0		0		0	0			15:15	12		2		0	0	14	
3:30	0		0		0	0			15:30	9		1		0	0	10	
3:45	0		0		0	0			15:45	9	38	3	12	0	0	12	50
4:00	0		0		0	0			16:00	7		6		0	0	13	
4:15	1		0		0	0	1		16:15	5		3		0	0	8	
4:30	0		1		0	0	1		16:30	8		8		0	0	16	
4:45	0	1	0	1	0	0		2	16:45	5	25	4	21	0	0	9	46
5:00	1		3		0	0	4		17:00	11		5		0	0	16	
5:15	1		0		0	0	1		17:15	8		1		0	0	9	
5:30	1		1		0	0	2		17:30	3		5		0	0	8	
5:45	0	3	0	4	0	0		7	17:45	12	34	1	12	0	0	13	46
6:00	1		2		0	0	3		18:00	13		5		0	0	18	
6:15	1		2		0	0	3		18:15	8		9		0	0	17	
6:30	1		3		0	0	4		18:30	6		9		0	0	15	
6:45	3	6	3	10	0	0	6	16	18:45	3	30	2	25	0	0	5	55
7:00	5		5		0	0	10		19:00	11		3		0	0	14	
7:15	5		4		0	0	9		19:15	4		1		0	0	5	
7:30	6		12		0	0	18		19:30	6		1		0	0	7	
7:45	11	27	13	34	0	0	24	61	19:45	6	27	1	6	0	0	7	33
8:00	16		5		0	0	21		20:00	2		3		0	0	5	
8:15	10		4		0	0	14		20:15	3		4		0	0	7	
8:30	4		9		0	0	13		20:30	4		3		0	0	7	
8:45	5	35	3	21	0	0	8	56	20:45	0	9	3	13	0	0	3	22
9:00	6		3		0	0	9		21:00	1		1		0	0	2	
9:15	5		2		0	0	7		21:15	1		0		0	0	1	
9:30	0		3		0	0	3		21:30	1		0		0	0	1	
9:45	3	14	2	10	0	0	5	24	21:45	1	4	0	1	0	0	1	5
10:00	3		1		0	0	4		22:00	3		1		0	0	4	
10:15	7		3		0	0	10		22:15	1		0		0	0	1	
10:30	4		2		0	0	6		22:30	1		1		0	0	2	
10:45	4	18	2	8	0	0	6	26	22:45	1	6	1	3	0	0	2	9
11:00	3		0		0	0	3		23:00	0		0		0	0		
11:15	3		1		0	0	4		23:15	1		3		0	0	4	
11:30	7		3		0	0	10		23:30	0		1		0	0	1	
11:45	4	17	4	8	0	0	8	25	23:45	0	1	1	5	0	0	1	6
TOTALS		123		97				220	TOTALS		261		146				407
SPLIT %		55.9%		44.1%				35.1%	SPLIT %		64.1%		35.9%				64.9%

DAILY TOTALS	NB	SB	EB	WB	Total
	384	243	0	0	627

AM Peak Hour	7:30	7:00			7:30	PM Peak Hour	13:00	18:00			17:45
AM Pk Volume	43	34			77	PM Pk Volume	40	25			63
Pk Hr Factor	0.672	0.654			0.802	Pk Hr Factor	0.769	0.694			0.875
7 - 9 Volume	62	55	0	0	117	4 - 6 Volume	59	33	0	0	92
7 - 9 Peak Hour	7:30	7:00			7:30	4 - 6 Peak Hour	17:00	16:00			16:30
7 - 9 Pk Volume	43	34	0	0	77	4 - 6 Pk Volume	34	21	0	0	50
Pk Hr Factor	0.672	0.654	0.000	0.000	0.802	Pk Hr Factor	0.708	0.656	0.000	0.000	0.781

Prepared by NDS/ATD

Project #: CA23_020030_009 **City:** Burbank

Location: S Lamer St Bet. W Olive Ave & W Oak St **Date:** 1/31/2023

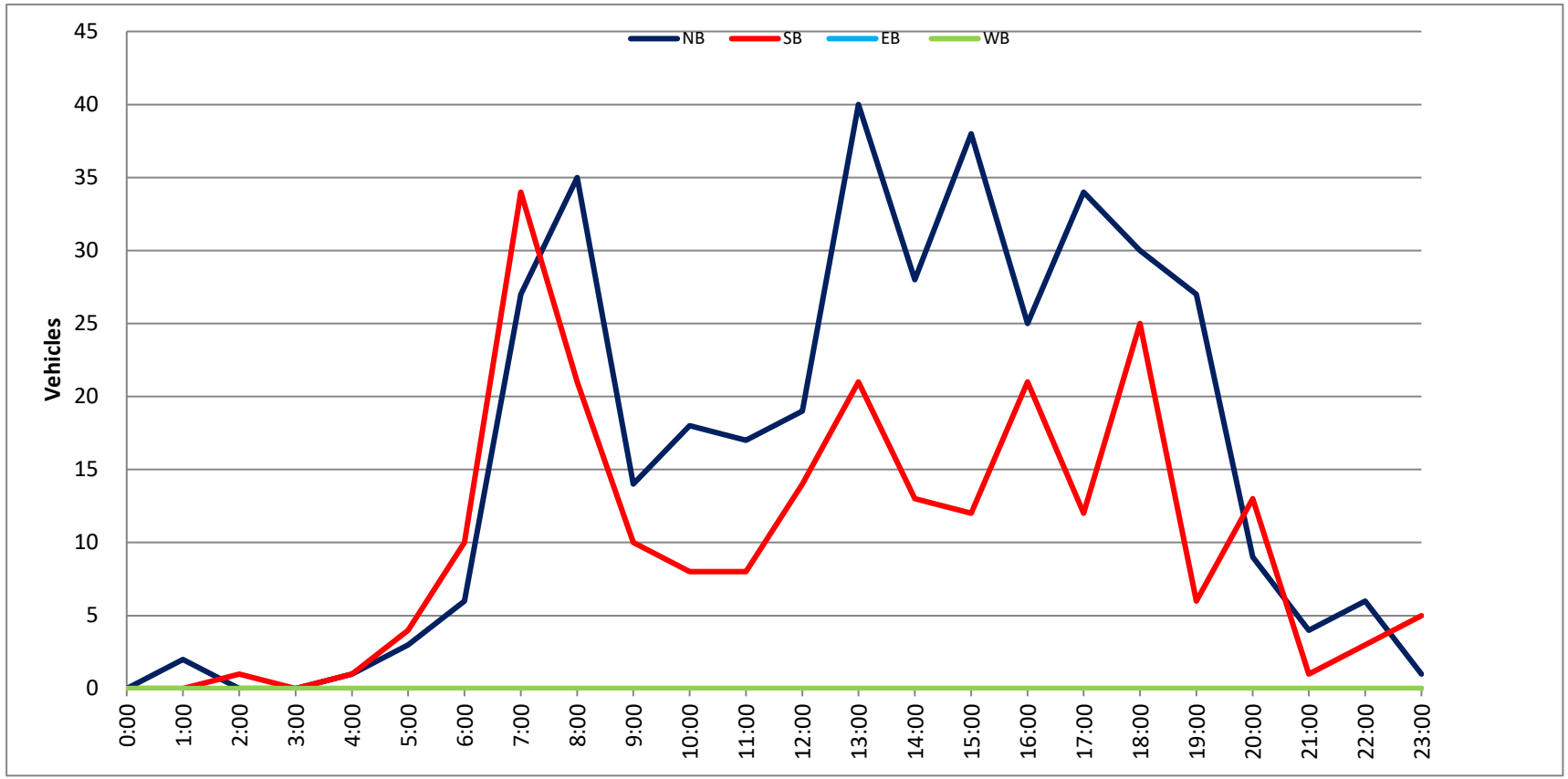

Prepared by National Data & Surveying Services

SPEED

S Lamer St Bet. W Olive Ave & W Oak St

Day: Wednesday
Date: 2/1/2023

City: Burbank
Project #: CA23_020030_009n

North Bound

Time	< 15	15 - 19	20 - 24	25 - 29	30 - 34	35 - 39	40 - 44	45 - 49	50 - 54	55 - 59	60 - 64	65 - 69	70 +	Total
0:00 AM	0	0	0	0	0	0	0	0	0	0	0	0	0	0
0:15	0	0	0	1	0	0	0	0	0	0	0	0	0	1
0:30	0	0	0	0	0	0	0	0	0	0	0	0	0	0
0:45	0	0	0	0	0	0	0	0	0	0	0	0	0	0
1:00	0	0	0	0	0	0	0	0	0	0	0	0	0	0
1:15	0	0	0	0	0	0	0	0	0	0	0	0	0	0
1:30	0	0	0	0	1	0	0	0	0	0	0	0	0	1
1:45	0	0	0	0	0	0	0	0	0	0	0	0	0	0
2:00	0	0	0	0	0	0	0	0	0	0	0	0	0	0
2:15	0	0	0	0	0	0	0	0	0	0	0	0	0	0
2:30	0	0	0	0	0	0	0	0	0	0	0	0	0	0
2:45	0	0	0	0	1	0	0	0	0	0	0	0	0	1
3:00	0	0	0	0	0	0	0	0	0	0	0	0	0	0
3:15	0	0	0	0	0	0	0	0	0	0	0	0	0	0
3:30	0	0	0	0	0	0	0	0	0	0	0	0	0	0
3:45	0	0	0	0	0	0	0	0	0	0	0	0	0	0
4:00	0	0	0	0	0	0	0	0	0	0	0	0	0	0
4:15	0	0	0	0	0	0	0	0	0	0	0	0	0	0
4:30	0	0	0	0	0	0	0	0	0	0	0	0	0	0
4:45	0	0	0	0	0	0	0	0	0	0	0	0	0	0
5:00	0	0	0	0	0	0	0	0	0	0	0	0	0	0
5:15	0	0	1	1	0	0	0	0	0	0	0	0	0	2
5:30	0	1	1	0	0	0	0	0	0	0	0	0	0	2
5:45	0	0	1	0	0	0	0	0	0	0	0	0	0	1
6:00	0	0	1	0	0	0	0	0	0	0	0	0	0	1
6:15	0	0	0	1	0	0	0	0	0	0	0	0	0	1
6:30	0	0	0	0	0	0	0	0	0	0	0	0	0	0
6:45	0	0	0	0	0	0	0	0	0	0	0	0	0	0
7:00	0	0	1	1	0	1	0	0	0	0	0	0	0	3
7:15	0	0	4	1	0	0	0	0	0	0	0	0	0	5
7:30	1	0	2	5	1	1	0	0	0	0	0	0	0	10
7:45	0	0	5	6	3	1	0	0	0	0	0	0	0	15
8:00	0	3	1	4	3	0	0	0	0	0	0	0	0	11
8:15	0	0	1	5	3	1	0	0	0	0	0	0	0	10
8:30	0	0	3	1	1	0	0	0	0	0	0	0	0	5
8:45	1	1	3	2	0	1	0	0	0	0	0	0	0	8
9:00	0	0	2	1	1	0	0	0	0	0	0	0	0	4
9:15	0	1	1	2	1	0	0	0	0	0	0	0	0	5
9:30	1	1	0	2	0	0	0	0	0	0	0	0	0	4
9:45	1	2	0	0	2	0	0	0	0	0	0	0	0	5
10:00	0	2	1	0	0	1	0	0	0	0	0	0	0	4
10:15	0	0	4	1	0	0	0	0	0	0	0	0	0	5
10:30	0	1	0	0	1	0	0	0	0	0	0	0	0	2
10:45	0	1	1	1	0	0	0	0	0	0	0	0	0	3
11:00	0	3	1	4	2	0	0	0	0	0	0	0	0	10
11:15	1	2	2	1	0	0	0	0	0	0	0	0	0	6
11:30	1	0	2	2	1	0	0	0	0	0	0	0	0	6
11:45	2	2	4	1	0	0	0	0	0	0	0	0	0	9
12:00 PM	1	1	5	3	0	0	0	0	0	0	0	0	0	10
12:15	0	1	3	2	0	0	0	0	0	0	0	0	0	6
12:30	1	3	5	4	0	0	0	0	0	0	0	0	0	13
12:45	1	0	1	2	0	0	0	0	0	0	0	0	0	4
13:00	0	0	1	0	0	0	0	0	0	0	0	0	0	1
13:15	0	1	3	2	0	0	0	0	0	0	0	0	0	6
13:30	0	1	0	1	0	0	0	0	0	0	0	0	0	2
13:45	0	2	4	2	1	0	0	0	0	0	0	0	0	9
14:00	0	2	5	2	0	1	0	0	0	0	0	0	0	10
14:15	0	1	4	1	1	0	0	0	0	0	0	0	0	7
14:30	0	0	6	6	1	0	0	0	0	0	0	0	0	13
14:45	0	1	7	2	2	0	0	0	0	0	0	0	0	12
15:00	0	4	6	2	0	0	0	0	0	0	0	0	0	12
15:15	0	0	2	1	0	0	0	0	0	0	0	0	0	3
15:30	1	3	2	3	1	0	0	0	0	0	0	0	0	10
15:45	0	3	6	3	2	0	0	0	0	0	0	0	0	14
16:00	0	1	2	1	0	1	0	0	0	0	0	0	0	5
16:15	1	2	0	2	0	0	0	0	0	0	0	0	0	5
16:30	0	4	3	1	0	0	0	0	0	0	0	0	0	8
16:45	1	1	1	2	1	0	0	0	0	0	0	0	0	6
17:00	0	0	2	1	0	0	0	0	0	0	0	0	0	3
17:15	1	2	2	0	1	0	0	0	0	0	0	0	0	6
17:30	1	2	1	4	0	0	0	0	0	0	0	0	0	8
17:45	0	0	2	1	0	0	0	0	0	0	0	0	0	3
18:00	0	0	1	2	0	0	0	0	0	0	0	0	0	3
18:15	1	0	0	0	0	0	0	0	0	0	0	0	0	1
18:30	0	1	6	1	0	0	0	0	0	0	0	0	0	8
18:45	0	1	3	1	0	0	0	0	0	0	0	0	0	5
19:00	3	2	1	2	0	0	0	0	0	0	0	0	0	8
19:15	2	2	0	0	0	0	0	0	0	0	0	0	0	4
19:30	1	1	1	2	0	0	0	0	0	0	0	0	0	5
19:45	0	1	1	2	1	0	0	0	0	0	0	0	0	5
20:00	0	2	1	1	0	0	0	0	0	0	0	0	0	4
20:15	0	0	0	0	0	0	0	0	0	0	0	0	0	0
20:30	1	1	2	0	0	0	0	0	0	0	0	0	0	4
20:45	0	0	1	0	0	0	0	0	0	0	0	0	0	1
21:00	0	1	2	0	0	0	0	0	0	0	0	0	0	3
21:15	2	1	3	0	1	0	0	0	0	0	0	0	0	7
21:30	0	0	1	0	0	0	0	0	0	0	0	0	0	1
21:45	2	1	0	0	0	0	0	0	0	0	0	0	0	3
22:00	1	0	0	0	1	0	0	0	0	0	0	0	0	2
22:15	0	0	1	1	0	0	0	0	0	0	0	0	0	2
22:30	0	0	0	2	0	0	0	0	0	0	0	0	0	2
22:45	0	0	0	0	0	0	0	0	0	0	0	0	0	0
23:00	0	0	1	0	0	0	0	0	0	0	0	0	0	1
23:15	0	1	0	0	1	0	0	0	0	0	0	0	0	2
23:30	0	0	0	0	1	0	0	0	0	0	0	0	0	1
23:45	0	0	0	0	0	0	0	0	0	0	0	0	0	0
Totals	29	70	140	105	36	8								388
% of Totals	7%	18%	36%	27%	9%	2%								100%

AM Volumes	8	20	42	43	21	6	0	0	0	0	0	0	0	140
% AM	2%	5%	11%	11%	5%	2%								36%
AM Peak Hour	11:15	10:30	11:45	7:30	7:30	7:00								7:30
Volume	5	7	17	20	10	3								46
PM Volumes	21	50	98	62	15	2	0	0	0	0	0	0	0	248
% PM	5%	13%	25%	16%	4%	1%								64%
PM Peak Hour	18:45	15:00	14:15	12:00	14:00	13:15								14:15
Volume	6	10	23	11	4	1								44

Directional Peak Periods	AM 7-9			NOON 12-2			PM 4-6			Off Peak Volumes		
All Classes	Volume	⟷	%	Volume	⟷	%	Volume	⟷	%	Volume	⟷	%
	67		17%	51		13%	44		11%	226		58%

Street Name	Direction	Percentiles					
		15th	50th	Average	85th	95th	ADT
S Lamer St	North Bound	17	23	23	29	33	388
S Lamer St	South Bound	15	22	22	29	32	261

Prepared by National Data & Surveying Services

SPEED

S Lamer St Bet. W Olive Ave & W Oak St

Day: Wednesday
Date: 2/1/2023

City: Burbank
Project #: CA23_020030_009s

South Bound

Time	< 15	15 - 19	20 - 24	25 - 29	30 - 34	35 - 39	40 - 44	45 - 49	50 - 54	55 - 59	60 - 64	65 - 69	70 +	Total
0:00 AM	0	0	0	0	0	0	0	0	0	0	0	0	0	0
0:15	0	0	0	0	0	0	0	0	0	0	0	0	0	0
0:30	0	0	0	0	0	0	0	0	0	0	0	0	0	0
0:45	0	0	0	0	0	0	0	0	0	0	0	0	0	0
1:00	0	0	0	1	0	0	0	0	0	0	0	0	0	1
1:15	0	0	1	0	0	0	0	0	0	0	0	0	0	1
1:30	0	0	0	0	0	0	0	0	0	0	0	0	0	0
1:45	0	0	0	0	0	0	0	0	0	0	0	0	0	0
2:00	0	0	0	0	0	0	0	0	0	0	0	0	0	0
2:15	0	0	0	0	0	0	0	0	0	0	0	0	0	0
2:30	0	0	0	0	0	0	0	0	0	0	0	0	0	0
2:45	0	0	0	0	0	0	0	0	0	0	0	0	0	0
3:00	0	0	0	0	0	0	0	0	0	0	0	0	0	0
3:15	0	0	0	0	0	0	0	0	0	0	0	0	0	0
3:30	0	0	0	0	0	0	0	0	0	0	0	0	0	0
3:45	0	0	0	0	0	0	0	0	0	0	0	0	0	0
4:00	0	0	0	0	0	0	0	0	0	0	0	0	0	0
4:15	0	0	0	0	0	0	0	0	0	0	0	0	0	0
4:30	0	0	0	0	0	0	0	0	0	0	0	0	0	0
4:45	0	0	0	0	0	0	0	0	0	0	0	0	0	0
5:00	0	0	0	0	2	0	0	0	0	0	0	0	0	2
5:15	0	0	0	1	0	0	0	0	0	0	0	0	0	1
5:30	0	2	1	1	0	0	0	0	0	0	0	0	0	4
5:45	0	0	0	0	0	0	0	0	0	0	0	0	0	0
6:00	0	0	0	1	1	0	0	0	0	0	0	0	0	2
6:15	0	0	0	0	0	0	0	0	0	0	0	0	0	0
6:30	1	0	0	0	0	0	0	0	0	0	0	0	0	1
6:45	0	0	1	0	1	0	0	0	0	0	0	0	0	2
7:00	1	0	0	0	0	0	0	0	0	0	0	0	0	1
7:15	0	0	1	1	2	0	0	0	0	0	0	0	0	4
7:30	1	0	1	1	0	0	0	0	0	0	0	0	0	3
7:45	0	0	0	3	0	1	0	0	0	0	0	0	0	4
8:00	0	0	0	0	0	0	0	0	0	0	0	0	0	0
8:15	0	0	4	2	0	0	0	0	0	0	0	0	0	6
8:30	0	1	2	2	1	0	0	0	0	0	0	0	0	6
8:45	0	0	1	0	1	0	0	0	0	0	0	0	0	2
9:00	0	0	1	1	0	0	0	0	0	0	0	0	0	2
9:15	0	0	0	1	0	0	0	0	0	0	0	0	0	1
9:30	0	1	0	3	0	0	0	0	0	0	0	0	0	4
9:45	0	1	1	0	0	0	0	0	0	0	0	0	0	2
10:00	0	1	3	2	0	0	0	0	0	0	0	0	0	6
10:15	0	1	0	0	0	0	0	0	0	0	0	0	0	1
10:30	0	2	0	0	0	0	0	0	0	0	0	0	0	2
10:45	1	1	0	2	0	0	0	0	0	0	0	0	0	4
11:00	1	4	0	0	0	0	0	0	0	0	0	0	0	5
11:15	0	4	3	0	0	0	0	0	0	0	0	0	0	7
11:30	0	2	1	0	0	1	0	0	0	0	0	0	0	4
11:45	1	1	3	1	0	0	0	0	0	0	0	0	0	6
12:00 PM	0	3	6	2	1	0	0	0	0	0	0	0	0	12
12:15	4	2	1	0	0	0	0	0	0	0	0	0	0	7
12:30	1	3	2	0	0	0	0	0	0	0	0	0	0	6
12:45	3	1	3	0	0	0	0	0	0	0	0	0	0	7
13:00	0	0	0	1	0	0	0	0	0	0	0	0	0	1
13:15	1	1	1	0	0	0	0	0	0	0	0	0	0	3
13:30	1	1	0	1	0	0	0	0	0	0	0	0	0	3
13:45	1	1	2	0	0	0	0	0	0	0	0	0	0	4
14:00	0	1	2	0	0	0	0	0	0	0	0	0	0	3
14:15	0	0	1	1	0	0	0	0	0	0	0	0	0	2
14:30	1	1	4	2	1	0	0	0	0	0	0	0	0	9
14:45	0	0	3	2	0	0	0	0	0	0	0	0	0	5
15:00	1	1	1	4	0	0	0	0	0	0	0	0	0	7
15:15	1	1	2	0	0	0	0	0	0	0	0	0	0	4
15:30	2	1	1	1	0	0	0	0	0	0	0	0	0	5
15:45	0	0	2	1	1	0	0	0	0	0	0	0	0	4
16:00	2	1	0	2	1	0	0	0	0	0	0	0	0	6
16:15	1	1	0	1	0	0	0	0	0	0	0	0	0	3
16:30	0	1	2	1	1	0	0	0	0	0	0	0	0	5
16:45	1	2	1	2	4	0	0	0	0	0	0	0	0	10
17:00	0	0	2	3	0	0	0	0	0	0	0	0	0	5
17:15	0	1	1	2	0	0	0	0	0	0	0	0	0	4
17:30	1	2	3	2	0	0	0	0	0	0	0	0	0	8
17:45	0	0	2	1	0	0	0	0	0	0	0	0	0	3
18:00	1	0	2	1	2	0	0	0	0	0	0	0	0	6
18:15	1	1	1	0	0	0	0	0	0	0	0	0	0	3
18:30	0	1	2	0	0	0	0	0	0	0	0	0	0	3
18:45	0	0	1	2	0	0	0	0	0	0	0	0	0	3
19:00	1	0	0	0	0	0	0	0	0	0	0	0	0	1
19:15	1	0	1	0	1	0	0	0	0	0	0	0	0	3
19:30	0	1	0	0	0	0	0	0	0	0	0	0	0	1
19:45	0	1	2	1	0	0	0	0	0	0	0	0	0	4
20:00	0	1	0	1	0	0	0	0	0	0	0	0	0	2
20:15	1	1	0	0	0	0	0	0	0	0	0	0	0	2
20:30	1	0	2	0	0	0	0	0	0	0	0	0	0	3
20:45	0	0	0	0	0	0	0	0	0	0	0	0	0	0
21:00	0	0	0	1	0	0	0	0	0	0	0	0	0	1
21:15	2	0	2	0	0	0	0	0	0	0	0	0	0	4
21:30	1	3	1	0	0	0	0	0	0	0	0	0	0	5
21:45	0	1	1	0	0	0	0	0	0	0	0	0	0	2
22:00	0	0	1	0	0	0	0	0	0	0	0	0	0	1
22:15	1	0	0	3	0	0	0	0	0	0	0	0	0	4
22:30	0	1	0	1	0	0	0	0	0	0	0	0	0	2
22:45	0	0	1	0	0	0	0	0	0	0	0	0	0	1
23:00	0	0	0	0	0	0	0	0	0	0	0	0	0	0
23:15	0	0	0	0	0	0	0	0	0	0	0	0	0	0
23:30	0	0	0	0	0	0	0	0	0	0	0	0	0	0
23:45	0	0	0	0	0	0	0	0	0	0	0	0	0	0
Totals	**37**	**57**	**83**	**62**	**20**	**2**								**261**
% of Totals	14%	22%	32%	24%	8%	1%								100%

AM Volumes	6	21	24	23	8	2	0	0	0	0	0	0	0	84
% AM	2%	8%	9%	9%	3%	1%								32%
AM Peak Hour	11:45	10:30	11:15	7:45	6:30	7:00								11:45
Volume	6	11	13	7	3	1								31
PM Volumes	31	36	59	39	12	0	0	0	0	0	0	0	0	177
% PM	12%	14%	23%	15%	5%									68%
PM Peak Hour	12:00	12:00	12:00	14:15	16:00									12:00
Volume	8	9	12	9	6									32

Directional Peak Periods	**AM 7-9**			**NOON 12-2**			**PM 4-6**			**Off Peak Volumes**		
All Classes	Volume	⟷	%	Volume	⟷	%	Volume	⟷	%	Volume	⟷	%
	26		10%	43		16%	44		17%	148		57%

Street Name	Direction	Percentiles					
		15th	50th	Average	85th	95th	ADT
S Lamer St	North Bound	17	23	23	29	33	388
S Lamer St	South Bound	15	22	22	29	32	261

Prepared by National Data & Surveying Services

SPEED

S Lamer St Bet. W Olive Ave & W Oak St

Day: Wednesday
Date: 2/1/2023

City: Burbank
Project #: CA23_020030_009

Summary

Time	< 15	15 - 19	20 - 24	25 - 29	30 - 34	35 - 39	40 - 44	45 - 49	50 - 54	55 - 59	60 - 64	65 - 69	70 +	Total
0:00 AM	0	0	0	0	0	0	0	0	0	0	0	0	0	0
0:15	0	0	0	1	0	0	0	0	0	0	0	0	0	1
0:30	0	0	0	0	0	0	0	0	0	0	0	0	0	0
0:45	0	0	0	0	0	0	0	0	0	0	0	0	0	0
1:00	0	0	0	1	0	0	0	0	0	0	0	0	0	1
1:15	0	0	1	0	0	0	0	0	0	0	0	0	0	1
1:30	0	0	0	0	1	0	0	0	0	0	0	0	0	1
1:45	0	0	0	0	0	0	0	0	0	0	0	0	0	0
2:00	0	0	0	0	0	0	0	0	0	0	0	0	0	0
2:15	0	0	0	0	0	0	0	0	0	0	0	0	0	0
2:30	0	0	0	0	0	0	0	0	0	0	0	0	0	0
2:45	0	0	0	0	1	0	0	0	0	0	0	0	0	1
3:00	0	0	0	0	0	0	0	0	0	0	0	0	0	0
3:15	0	0	0	0	0	0	0	0	0	0	0	0	0	0
3:30	0	0	0	0	0	0	0	0	0	0	0	0	0	0
3:45	0	0	0	0	0	0	0	0	0	0	0	0	0	0
4:00	0	0	0	0	0	0	0	0	0	0	0	0	0	0
4:15	0	0	0	0	0	0	0	0	0	0	0	0	0	0
4:30	0	0	0	0	0	0	0	0	0	0	0	0	0	0
4:45	0	0	0	0	0	0	0	0	0	0	0	0	0	0
5:00	0	0	0	0	2	0	0	0	0	0	0	0	0	2
5:15	0	0	1	2	0	0	0	0	0	0	0	0	0	3
5:30	0	3	2	1	0	0	0	0	0	0	0	0	0	6
5:45	0	0	1	0	0	0	0	0	0	0	0	0	0	1
6:00	0	0	1	1	1	0	0	0	0	0	0	0	0	3
6:15	0	0	0	1	0	0	0	0	0	0	0	0	0	1
6:30	1	0	0	0	0	0	0	0	0	0	0	0	0	1
6:45	0	0	1	0	1	0	0	0	0	0	0	0	0	2
7:00	1	0	1	1	0	1	0	0	0	0	0	0	0	4
7:15	0	0	5	2	2	0	0	0	0	0	0	0	0	9
7:30	2	0	3	6	1	1	0	0	0	0	0	0	0	13
7:45	0	0	5	9	3	2	0	0	0	0	0	0	0	19
8:00	0	3	1	4	3	0	0	0	0	0	0	0	0	11
8:15	0	0	5	7	3	1	0	0	0	0	0	0	0	16
8:30	0	1	5	3	2	0	0	0	0	0	0	0	0	11
8:45	1	1	4	2	1	1	0	0	0	0	0	0	0	10
9:00	0	0	3	2	1	0	0	0	0	0	0	0	0	6
9:15	0	1	1	3	1	0	0	0	0	0	0	0	0	6
9:30	1	2	0	5	0	0	0	0	0	0	0	0	0	8
9:45	1	3	1	0	2	0	0	0	0	0	0	0	0	7
10:00	0	3	4	2	0	1	0	0	0	0	0	0	0	10
10:15	0	1	4	1	0	0	0	0	0	0	0	0	0	6
10:30	0	3	0	0	1	0	0	0	0	0	0	0	0	4
10:45	1	2	1	3	0	0	0	0	0	0	0	0	0	7
11:00	1	7	1	4	2	0	0	0	0	0	0	0	0	15
11:15	1	6	5	1	0	0	0	0	0	0	0	0	0	13
11:30	1	2	3	2	1	1	0	0	0	0	0	0	0	10
11:45	3	3	7	2	0	0	0	0	0	0	0	0	0	15
12:00 PM	1	4	11	5	1	0	0	0	0	0	0	0	0	22
12:15	4	3	4	2	0	0	0	0	0	0	0	0	0	13
12:30	2	6	7	4	0	0	0	0	0	0	0	0	0	19
12:45	4	1	4	2	0	0	0	0	0	0	0	0	0	11
13:00	0	0	1	1	0	0	0	0	0	0	0	0	0	2
13:15	1	2	4	2	0	0	0	0	0	0	0	0	0	9
13:30	1	2	0	2	0	0	0	0	0	0	0	0	0	5
13:45	1	3	6	2	1	0	0	0	0	0	0	0	0	13
14:00	0	3	7	2	0	1	0	0	0	0	0	0	0	13
14:15	0	1	5	2	1	0	0	0	0	0	0	0	0	9
14:30	1	1	10	8	2	0	0	0	0	0	0	0	0	22
14:45	0	1	10	4	2	0	0	0	0	0	0	0	0	17
15:00	1	5	7	6	0	0	0	0	0	0	0	0	0	19
15:15	1	1	4	1	0	0	0	0	0	0	0	0	0	7
15:30	3	4	3	4	1	0	0	0	0	0	0	0	0	15
15:45	0	3	8	4	3	0	0	0	0	0	0	0	0	18
16:00	2	2	2	3	1	1	0	0	0	0	0	0	0	11
16:15	2	3	0	3	0	0	0	0	0	0	0	0	0	8
16:30	0	5	5	2	1	0	0	0	0	0	0	0	0	13
16:45	2	3	2	4	5	0	0	0	0	0	0	0	0	16
17:00	0	0	4	4	0	0	0	0	0	0	0	0	0	8
17:15	1	3	3	2	1	0	0	0	0	0	0	0	0	10
17:30	2	4	4	6	0	0	0	0	0	0	0	0	0	16
17:45	0	0	4	2	0	0	0	0	0	0	0	0	0	6
18:00	1	0	3	3	2	0	0	0	0	0	0	0	0	9
18:15	2	1	1	0	0	0	0	0	0	0	0	0	0	4
18:30	0	2	8	1	0	0	0	0	0	0	0	0	0	11
18:45	0	1	4	3	0	0	0	0	0	0	0	0	0	8
19:00	4	2	1	2	0	0	0	0	0	0	0	0	0	9
19:15	3	2	1	0	1	0	0	0	0	0	0	0	0	7
19:30	1	2	1	2	0	0	0	0	0	0	0	0	0	6
19:45	0	2	3	3	1	0	0	0	0	0	0	0	0	9
20:00	0	3	1	2	0	0	0	0	0	0	0	0	0	6
20:15	1	1	0	0	0	0	0	0	0	0	0	0	0	2
20:30	2	1	4	0	0	0	0	0	0	0	0	0	0	7
20:45	0	0	1	0	0	0	0	0	0	0	0	0	0	1
21:00	0	1	2	1	0	0	0	0	0	0	0	0	0	4
21:15	4	1	5	0	1	0	0	0	0	0	0	0	0	11
21:30	1	3	2	0	0	0	0	0	0	0	0	0	0	6
21:45	2	2	1	0	0	0	0	0	0	0	0	0	0	5
22:00	1	0	1	0	1	0	0	0	0	0	0	0	0	3
22:15	1	0	1	4	0	0	0	0	0	0	0	0	0	6
22:30	0	1	0	3	0	0	0	0	0	0	0	0	0	4
22:45	0	0	1	0	0	0	0	0	0	0	0	0	0	1
23:00	0	0	1	0	0	0	0	0	0	0	0	0	0	1
23:15	0	1	0	0	1	0	0	0	0	0	0	0	0	2
23:30	0	0	0	0	1	0	0	0	0	0	0	0	0	1
23:45	0	0	0	0	0	0	0	0	0	0	0	0	0	0
Totals	66	127	223	167	56	10								649
% of Totals	10%	20%	34%	26%	9%	2%								100%

AM Volumes	14	41	66	66	29	8	0	0	0	0	0	0	0	224
% AM	2%	6%	10%	10%	4%	1%								35%
AM Peak Hour	11:45	10:30	11:45	7:30	7:45	7:00								11:45
Volume	10	18	29	26	11	4								69
PM Volumes	52	86	157	101	27	2	0	0	0	0	0	0	0	425
% PM	8%	13%	24%	16%	4%	0%								65%
PM Peak Hour	12:00	12:00	14:00	14:15	16:00	13:15								14:15
Volume	11	14	32	20	7	1								67

Directional Peak Periods	AM 7-9			NOON 12-2			PM 4-6			Off Peak Volumes		
All Classes	Volume	⟷	%	Volume	⟷	%	Volume	⟷	%	Volume	⟷	%
	93	⟷	14%	94	⟷	14%	88	⟷	14%	374	⟷	58%

Street Name	Direction	Percentiles					
		15th	50th	Average	85th	95th	ADT
S Lamer St	Summary	16	23	23	29	33	649

Prepared by National Data & Surveying Services

SPEED

S Lamer St Bet. W Olive Ave & W Oak St

Day: Wednesday
Date: 2/1/2023

City: Burbank
Project #: CA23_020030_009n

North Bound

Time	< 15	15 - 19	20 - 24	25 - 29	30 - 34	35 - 39	40 - 44	45 - 49	50 - 54	55 - 59	60 - 64	65 - 69	70 +	Total
0:00 AM	0	0	0	1	0	0	0	0	0	0	0	0	0	1
1:00	0	0	0	0	1	0	0	0	0	0	0	0	0	1
2:00	0	0	0	0	1	0	0	0	0	0	0	0	0	1
3:00	0	0	0	0	0	0	0	0	0	0	0	0	0	0
4:00	0	0	0	0	0	0	0	0	0	0	0	0	0	0
5:00	0	1	3	1	0	0	0	0	0	0	0	0	0	5
6:00	0	0	1	1	0	0	0	0	0	0	0	0	0	2
7:00	1	0	12	13	4	3	0	0	0	0	0	0	0	33
8:00	1	4	8	12	7	2	0	0	0	0	0	0	0	34
9:00	2	4	3	5	4	0	0	0	0	0	0	0	0	18
10:00	0	4	6	2	1	1	0	0	0	0	0	0	0	14
11:00	4	7	9	8	3	0	0	0	0	0	0	0	0	31
12:00 PM	3	5	14	11	0	0	0	0	0	0	0	0	0	33
13:00	0	4	8	5	1	0	0	0	0	0	0	0	0	18
14:00	0	4	22	11	4	1	0	0	0	0	0	0	0	42
15:00	1	10	16	9	3	0	0	0	0	0	0	0	0	39
16:00	2	8	6	6	1	1	0	0	0	0	0	0	0	24
17:00	2	4	7	6	1	0	0	0	0	0	0	0	0	20
18:00	1	2	10	4	0	0	0	0	0	0	0	0	0	17
19:00	6	6	3	6	1	0	0	0	0	0	0	0	0	22
20:00	1	3	4	1	0	0	0	0	0	0	0	0	0	9
21:00	4	3	6	0	1	0	0	0	0	0	0	0	0	14
22:00	1	0	1	3	1	0	0	0	0	0	0	0	0	6
23:00	0	1	1	0	2	0	0	0	0	0	0	0	0	4
Totals	29	70	140	105	36	8								388
% of Totals	7%	18%	36%	27%	9%	2%								100%

AM Volumes	8	20	42	43	21	6	0	0	0	0	0	0	0	140
% AM	2%	5%	11%	11%	5%	2%								36%
AM Peak Hour	11:00	11:00	7:00	7:00	8:00	7:00								8:00
Volume	4	7	12	13	7	3								34
PM Volumes	21	50	98	62	15	2	0	0	0	0	0	0	0	248
% PM	5%	13%	25%	16%	4%	1%								64%
PM Peak Hour	19:00	15:00	14:00	12:00	14:00	14:00								14:00
Volume	6	10	22	11	4	1								42

Directional Peak Periods	AM 7-9			NOON 12-2			PM 4-6			Off Peak Volumes		
All Speeds	Volume		%	Volume		%	Volume		%	Volume		%
	67	↔	17%	51	↔	13%	44	↔	11%	226	↔	58%

Street Name	Direction	Percentiles					
		15th	50th	Average	85th	95th	ADT
S Lamer St	North Bound	17	23	23	29	33	388
S Lamer St	South Bound	15	22	22	29	32	261

Prepared by National Data & Surveying Services

SPEED

S Lamer St Bet. W Olive Ave & W Oak St

Day: Wednesday
Date: 2/1/2023

City: Burbank
Project #: CA23_020030_009s

South Bound

Time	< 15	15 - 19	20 - 24	25 - 29	30 - 34	35 - 39	40 - 44	45 - 49	50 - 54	55 - 59	60 - 64	65 - 69	70 +	Total
0:00 AM	0	0	0	0	0	0	0	0	0	0	0	0	0	0
1:00	0	0	1	1	0	0	0	0	0	0	0	0	0	2
2:00	0	0	0	0	0	0	0	0	0	0	0	0	0	0
3:00	0	0	0	0	0	0	0	0	0	0	0	0	0	0
4:00	0	0	0	0	0	0	0	0	0	0	0	0	0	0
5:00	0	2	1	2	2	0	0	0	0	0	0	0	0	7
6:00	1	0	1	1	2	0	0	0	0	0	0	0	0	5
7:00	2	0	2	5	2	1	0	0	0	0	0	0	0	12
8:00	0	1	7	4	2	0	0	0	0	0	0	0	0	14
9:00	0	2	2	5	0	0	0	0	0	0	0	0	0	9
10:00	1	5	3	4	0	0	0	0	0	0	0	0	0	13
11:00	2	11	7	1	0	1	0	0	0	0	0	0	0	22
12:00 PM	8	9	12	2	1	0	0	0	0	0	0	0	0	32
13:00	3	3	3	2	0	0	0	0	0	0	0	0	0	11
14:00	1	2	10	5	1	0	0	0	0	0	0	0	0	19
15:00	4	3	6	6	1	0	0	0	0	0	0	0	0	20
16:00	4	5	3	6	6	0	0	0	0	0	0	0	0	24
17:00	1	3	8	8	0	0	0	0	0	0	0	0	0	20
18:00	2	2	6	3	2	0	0	0	0	0	0	0	0	15
19:00	2	2	3	1	1	0	0	0	0	0	0	0	0	9
20:00	2	2	2	1	0	0	0	0	0	0	0	0	0	7
21:00	3	4	4	1	0	0	0	0	0	0	0	0	0	12
22:00	1	1	2	4	0	0	0	0	0	0	0	0	0	8
23:00	0	0	0	0	0	0	0	0	0	0	0	0	0	0
Totals	37	57	83	62	20	2								261
% of Totals	14%	22%	32%	24%	8%	1%								100%

AM Volumes	6	21	24	23	8	2	0	0	0	0	0	0	0	84
% AM	2%	8%	9%	9%	3%	1%								32%
AM Peak Hour	7:00	11:00	8:00	7:00	5:00	7:00								11:00
Volume	2	11	7	5	2	1								22
PM Volumes	31	36	59	39	12	0	0	0	0	0	0	0	0	177
% PM	12%	14%	23%	15%	5%									68%
PM Peak Hour	12:00	12:00	12:00	17:00	16:00									12:00
Volume	8	9	12	8	6									32

Directional Peak Periods	AM 7-9			NOON 12-2			PM 4-6			Off Peak Volumes		
All Speeds	Volume		%	Volume		%	Volume		%	Volume		%
	26	↔	10%	43	↔	16%	44	↔	17%	148	↔	57%

Street Name	Direction	Percentiles					
		15th	50th	Average	85th	95th	ADT
S Lamer St	North Bound	17	23	23	29	33	388
S Lamer St	South Bound	15	22	22	29	32	261

Prepared by National Data & Surveying Services

SPEED

S Lamer St Bet. W Olive Ave & W Oak St

Day: Wednesday
Date: 2/1/2023

City: Burbank
Project #: CA23_020030_009

Summary

Time	< 15	15 - 19	20 - 24	25 - 29	30 - 34	35 - 39	40 - 44	45 - 49	50 - 54	55 - 59	60 - 64	65 - 69	70 +	Total
0:00 AM	0	0	0	1	0	0	0	0	0	0	0	0	0	1
1:00	0	0	1	1	1	0	0	0	0	0	0	0	0	3
2:00	0	0	0	0	1	0	0	0	0	0	0	0	0	1
3:00	0	0	0	0	0	0	0	0	0	0	0	0	0	0
4:00	0	0	0	0	0	0	0	0	0	0	0	0	0	0
5:00	0	3	4	3	2	0	0	0	0	0	0	0	0	12
6:00	1	0	2	2	2	0	0	0	0	0	0	0	0	7
7:00	3	0	14	18	6	4	0	0	0	0	0	0	0	45
8:00	1	5	15	16	9	2	0	0	0	0	0	0	0	48
9:00	2	6	5	10	4	0	0	0	0	0	0	0	0	27
10:00	1	9	9	6	1	1	0	0	0	0	0	0	0	27
11:00	6	18	16	9	3	1	0	0	0	0	0	0	0	53
12:00 PM	11	14	26	13	1	0	0	0	0	0	0	0	0	65
13:00	3	7	11	7	1	0	0	0	0	0	0	0	0	29
14:00	1	6	32	16	5	1	0	0	0	0	0	0	0	61
15:00	5	13	22	15	4	0	0	0	0	0	0	0	0	59
16:00	6	13	9	12	7	1	0	0	0	0	0	0	0	48
17:00	3	7	15	14	1	0	0	0	0	0	0	0	0	40
18:00	3	4	16	7	2	0	0	0	0	0	0	0	0	32
19:00	8	8	6	7	2	0	0	0	0	0	0	0	0	31
20:00	3	5	6	2	0	0	0	0	0	0	0	0	0	16
21:00	7	7	10	1	1	0	0	0	0	0	0	0	0	26
22:00	2	1	3	7	1	0	0	0	0	0	0	0	0	14
23:00	0	1	1	0	2	0	0	0	0	0	0	0	0	4
Totals	66	127	223	167	56	10								649
% of Totals	10%	20%	34%	26%	9%	2%								100%

AM Volumes	14	41	66	66	29	8	0	0	0	0	0	0	0	224
% AM	2%	6%	10%	10%	4%	1%								35%
AM Peak Hour	11:00	11:00	11:00	7:00	8:00	7:00								11:00
Volume	6	18	16	18	9	4								53
PM Volumes	52	86	157	101	27	2	0	0	0	0	0	0	0	425
% PM	8%	13%	24%	16%	4%	0%								65%
PM Peak Hour	12:00	12:00	14:00	14:00	16:00	14:00								12:00
Volume	11	14	32	16	7	1								65

Directional Peak Periods	AM 7-9			NOON 12-2			PM 4-6			Off Peak Volumes		
All Speeds	Volume		%	Volume		%	Volume		%	Volume		%
	93	↔	14%	94	↔	14%	88	↔	14%	374	↔	58%

Street Name	Direction	Percentiles					
		15th	50th	Average	85th	95th	ADT
S Lamer St	Summary	16	23	23	29	33	649

Prepared by NDS/ATD

Prepared by National Data & Surveying Services

VOLUME

S Lamer St Bet. W Olive Ave & W Oak St

Day: Wednesday
Date: 2/1/2023

City: Burbank
Project #: CA23_020030_009

DAILY TOTALS	NB	SB	EB	WB	Total
	388	261	0	0	649

AM Period	NB		SB		EB	WB	TOTAL		PM Period	NB		SB		EB	WB	TOTAL	
0:00	0		0		0	0			12:00	10		12		0	0	22	
0:15	1		0		0	0	1		12:15	6		7		0	0	13	
0:30	0		0		0	0			12:30	13		6		0	0	19	
0:45	0	1	0		0	0		1	12:45	4	33	7	32	0	0	11	65
1:00	0		1		0	0	1		13:00	1		1		0	0	2	
1:15	0		1		0	0	1		13:15	6		3		0	0	9	
1:30	1		0		0	0	1		13:30	2		3		0	0	5	
1:45	0	1	0	2	0	0		3	13:45	9	18	4	11	0	0	13	29
2:00	0		0		0	0			14:00	10		3		0	0	13	
2:15	0		0		0	0			14:15	7		2		0	0	9	
2:30	0		0		0	0			14:30	13		9		0	0	22	
2:45	1	1	0		0	0	1	1	14:45	12	42	5	19	0	0	17	61
3:00	0		0		0	0			15:00	12		7		0	0	19	
3:15	0		0		0	0			15:15	3		4		0	0	7	
3:30	0		0		0	0			15:30	10		5		0	0	15	
3:45	0		0		0	0			15:45	14	39	4	20	0	0	18	59
4:00	0		0		0	0			16:00	5		6		0	0	11	
4:15	0		0		0	0			16:15	5		3		0	0	8	
4:30	0		0		0	0			16:30	8		5		0	0	13	
4:45	0		0		0	0			16:45	6	24	10	24	0	0	16	48
5:00	0		2		0	0	2		17:00	3		5		0	0	8	
5:15	2		1		0	0	3		17:15	6		4		0	0	10	
5:30	2		4		0	0	6		17:30	8		8		0	0	16	
5:45	1	5	0	7	0	0	1	12	17:45	3	20	3	20	0	0	6	40
6:00	1		2		0	0	3		18:00	3		6		0	0	9	
6:15	1		0		0	0	1		18:15	1		3		0	0	4	
6:30	0		1		0	0	1		18:30	8		3		0	0	11	
6:45	0	2	2	5	0	0	2	7	18:45	5	17	3	15	0	0	8	32
7:00	3		1		0	0	4		19:00	8		1		0	0	9	
7:15	5		4		0	0	9		19:15	4		3		0	0	7	
7:30	10		3		0	0	13		19:30	5		1		0	0	6	
7:45	15	33	4	12	0	0	19	45	19:45	5	22	4	9	0	0	9	31
8:00	11		0		0	0	11		20:00	4		2		0	0	6	
8:15	10		6		0	0	16		20:15	0		2		0	0	2	
8:30	5		6		0	0	11		20:30	4		3		0	0	7	
8:45	8	34	2	14	0	0	10	48	20:45	1	9	0	7	0	0	1	16
9:00	4		2		0	0	6		21:00	3		1		0	0	4	
9:15	5		1		0	0	6		21:15	7		4		0	0	11	
9:30	4		4		0	0	8		21:30	1		5		0	0	6	
9:45	5	18	2	9	0	0	7	27	21:45	3	14	2	12	0	0	5	26
10:00	4		6		0	0	10		22:00	2		1		0	0	3	
10:15	5		1		0	0	6		22:15	2		4		0	0	6	
10:30	2		2		0	0	4		22:30	2		2		0	0	4	
10:45	3	14	4	13	0	0	7	27	22:45	0	6	1	8	0	0	1	14
11:00	10		5		0	0	15		23:00	1		0		0	0	1	
11:15	6		7		0	0	13		23:15	2		0		0	0	2	
11:30	6		4		0	0	10		23:30	1		0		0	0	1	
11:45	9	31	6	22	0	0	15	53	23:45	0	4	0		0	0		4
TOTALS		140		84				224	TOTALS		248		177				425
SPLIT %		62.5%		37.5%				34.5%	SPLIT %		58.4%		41.6%				65.5%

DAILY TOTALS	NB	SB	EB	WB	Total
	388	261	0	0	649

AM Peak Hour	7:30	11:45			11:45	PM Peak Hour	14:15	12:00			14:15
AM Pk Volume	46	31			69	PM Pk Volume	44	32			67
Pk Hr Factor	0.767	0.646			0.784	Pk Hr Factor	0.846	0.667			0.761
7 - 9 Volume	67	26	0	0	93	4 - 6 Volume	44	44	0	0	88
7 - 9 Peak Hour	7:30	7:45			7:30	4 - 6 Peak Hour	16:00	16:45			16:45
7 - 9 Pk Volume	46	16	0	0	59	4 - 6 Pk Volume	24	27	0	0	50
Pk Hr Factor	0.767	0.667	0.000	0.000	0.776	Pk Hr Factor	0.750	0.675	0.000	0.000	0.781

Prepared by NDS/ATD

Project #: CA23_020030_009 **City:** Burbank

Location: S Lamer St Bet. W Olive Ave & W Oak St **Date:** 2/1/2023

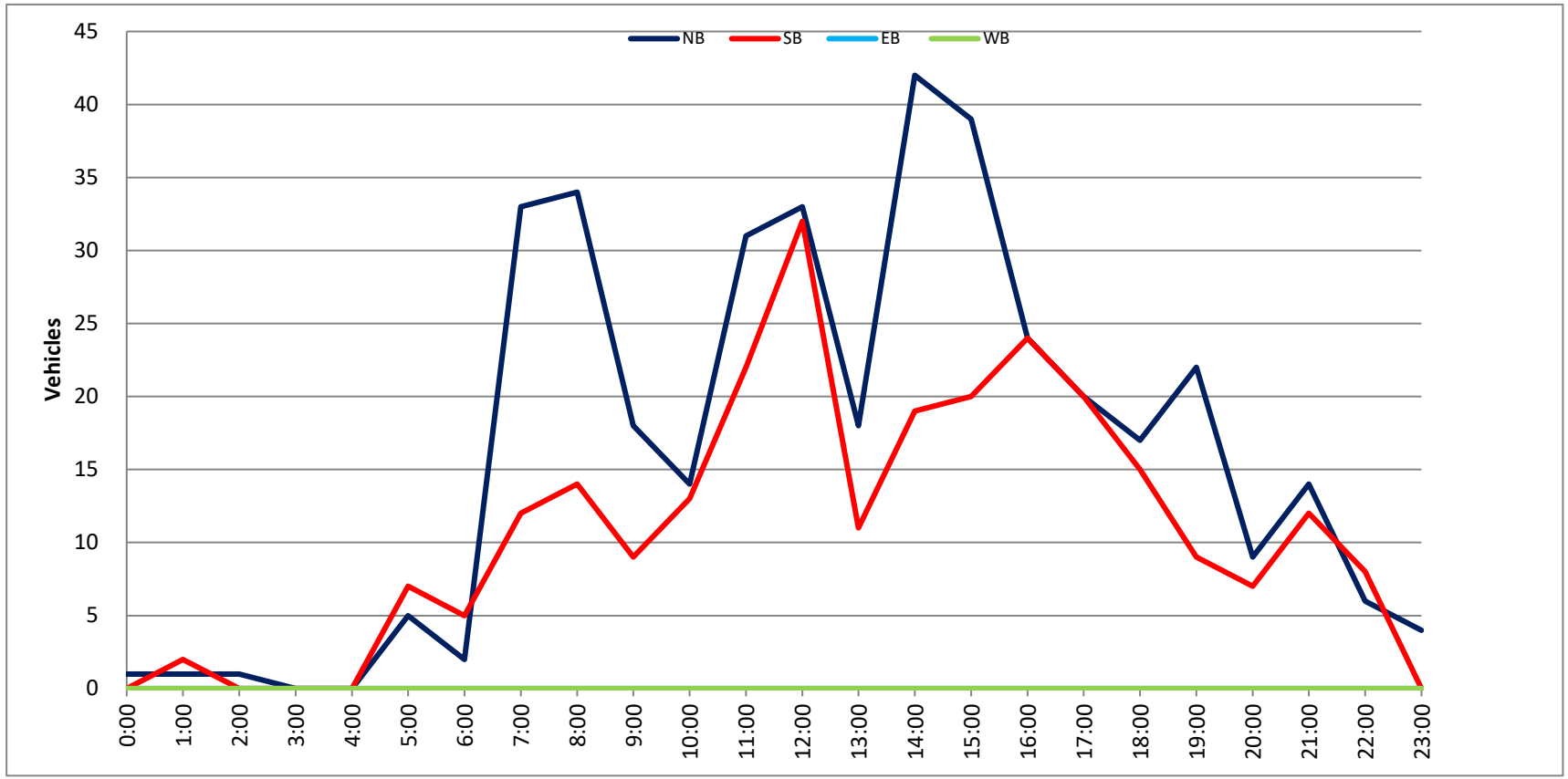

Prepared by National Data & Surveying Services

SPEED

S Lamer St Bet. W Olive Ave & W Oak St

Day: Thursday
Date: 2/2/2023

City: Burbank
Project #: CA23_020030_009n

North Bound

Time	< 15	15 - 19	20 - 24	25 - 29	30 - 34	35 - 39	40 - 44	45 - 49	50 - 54	55 - 59	60 - 64	65 - 69	70 +	Total
0:00 AM	0	0	0	0	0	0	0	0	0	0	0	0	0	0
0:15	0	0	0	0	0	0	0	0	0	0	0	0	0	0
0:30	0	0	0	0	0	0	0	0	0	0	0	0	0	0
0:45	0	0	0	0	0	0	0	0	0	0	0	0	0	0
1:00	0	0	0	0	0	0	0	0	0	0	0	0	0	0
1:15	0	0	0	0	0	0	0	0	0	0	0	0	0	0
1:30	0	1	1	0	0	0	0	0	0	0	0	0	0	2
1:45	0	0	0	0	0	0	0	0	0	0	0	0	0	0
2:00	0	0	0	0	0	0	0	0	0	0	0	0	0	0
2:15	0	0	0	0	0	0	0	0	0	0	0	0	0	0
2:30	0	0	0	0	0	0	0	0	0	0	0	0	0	0
2:45	0	0	0	0	0	0	0	0	0	0	0	0	0	0
3:00	0	0	0	0	0	0	0	0	0	0	0	0	0	0
3:15	0	0	0	0	0	0	0	0	0	0	0	0	0	0
3:30	0	0	0	0	0	0	0	0	0	0	0	0	0	0
3:45	0	0	0	0	0	0	0	0	0	0	0	0	0	0
4:00	0	0	0	0	0	0	0	0	0	0	0	0	0	0
4:15	0	0	1	0	0	0	0	0	0	0	0	0	0	1
4:30	0	0	0	0	0	0	0	0	0	0	0	0	0	0
4:45	0	0	0	0	0	0	0	0	0	0	0	0	0	0
5:00	0	1	0	0	0	0	0	0	0	0	0	0	0	1
5:15	0	0	1	0	0	0	0	0	0	0	0	0	0	1
5:30	0	0	0	1	0	0	0	0	0	0	0	0	0	1
5:45	0	0	0	0	0	0	0	0	0	0	0	0	0	0
6:00	0	0	0	1	0	0	0	0	0	0	0	0	0	1
6:15	0	1	0	0	0	0	0	0	0	0	0	0	0	1
6:30	0	0	0	1	0	0	0	0	0	0	0	0	0	1
6:45	0	0	1	2	1	0	0	0	0	0	0	0	0	4
7:00	0	0	0	0	0	0	0	0	0	0	0	0	0	0
7:15	1	0	2	3	0	0	0	0	0	0	0	0	0	6
7:30	1	0	2	3	2	0	0	0	0	0	0	0	0	8
7:45	0	1	3	4	1	0	0	0	0	0	0	0	0	9
8:00	0	2	6	2	1	1	0	0	0	0	0	0	0	12
8:15	0	0	0	7	0	0	0	0	0	0	0	0	0	7
8:30	2	1	6	6	1	0	0	0	0	0	0	0	0	16
8:45	3	1	0	0	1	0	0	0	0	0	0	0	0	5
9:00	0	4	1	0	0	0	0	0	0	0	0	0	0	5
9:15	0	2	0	2	1	0	0	0	0	0	0	0	0	5
9:30	1	1	6	1	1	0	0	0	0	0	0	0	0	10
9:45	0	1	0	1	0	0	0	0	0	0	0	0	0	2
10:00	0	0	3	4	0	0	0	0	0	0	0	0	0	7
10:15	1	0	3	2	0	1	0	0	0	0	0	0	0	7
10:30	1	0	2	0	1	0	0	0	0	0	0	0	0	4
10:45	1	0	1	0	0	0	0	0	0	0	0	0	0	2
11:00	1	1	2	2	1	0	0	0	0	0	0	0	0	7
11:15	0	1	1	0	1	0	0	0	0	0	0	0	0	3
11:30	1	3	3	1	1	0	0	0	0	0	0	0	0	9
11:45	0	0	4	3	0	0	0	0	0	0	0	0	0	7
12:00 PM	0	1	2	1	0	0	0	0	0	0	0	0	0	4
12:15	1	0	0	0	0	0	0	0	0	0	0	0	0	1
12:30	0	1	2	1	1	0	0	0	0	0	0	0	0	5
12:45	1	1	1	2	0	0	0	0	0	0	0	0	0	5
13:00	0	1	4	1	0	1	0	0	0	0	0	0	0	7
13:15	0	0	1	1	1	0	0	0	0	0	0	0	0	3
13:30	1	0	2	1	0	0	0	0	0	0	0	0	0	4
13:45	0	1	1	1	1	0	0	0	0	0	0	0	0	4
14:00	0	1	2	2	1	0	0	0	0	0	0	0	0	6
14:15	0	4	2	3	0	0	0	0	0	0	0	0	0	9
14:30	1	1	4	1	0	0	0	0	0	0	0	0	0	7
14:45	5	4	1	2	0	0	0	0	0	0	0	0	0	12
15:00	1	1	7	6	1	0	0	0	0	0	0	0	0	16
15:15	0	2	2	0	0	0	0	0	0	0	0	0	0	4
15:30	0	2	1	2	0	0	0	0	0	0	0	0	0	5
15:45	1	2	2	1	0	0	0	0	0	0	0	0	0	6
16:00	0	0	0	2	0	0	0	0	0	0	0	0	0	2
16:15	1	2	3	1	0	1	0	0	0	0	0	0	0	8
16:30	0	1	8	0	0	0	0	0	0	0	0	0	0	9
16:45	1	0	3	0	1	0	0	0	0	0	0	0	0	5
17:00	0	1	2	3	0	0	0	0	0	0	0	0	0	6
17:15	0	1	1	4	1	0	0	0	0	0	0	0	0	7
17:30	1	1	2	2	0	0	0	0	0	0	0	0	0	6
17:45	0	0	3	3	0	0	0	0	0	0	0	0	0	6
18:00	0	0	0	2	0	0	0	0	0	0	0	0	0	2
18:15	0	2	2	3	0	0	0	0	0	0	0	0	0	7
18:30	0	0	2	1	1	0	0	0	0	0	0	0	0	4
18:45	0	0	0	4	0	0	0	0	0	0	0	0	0	4
19:00	0	1	3	1	0	0	0	0	0	0	0	0	0	5
19:15	0	0	3	0	1	0	0	0	0	0	0	0	0	4
19:30	0	0	1	0	0	0	0	0	0	0	0	0	0	1
19:45	0	0	0	0	0	0	0	0	0	0	0	0	0	0
20:00	0	0	4	2	0	0	0	0	0	0	0	0	0	6
20:15	1	1	0	0	1	0	0	0	0	0	0	0	0	3
20:30	0	0	2	2	0	0	0	0	0	0	0	0	0	4
20:45	0	1	0	0	0	0	0	0	0	0	0	0	0	1
21:00	1	0	0	0	0	1	0	0	0	0	0	0	0	2
21:15	1	3	1	0	1	0	0	0	0	0	0	0	0	6
21:30	0	0	1	0	0	0	0	0	0	0	0	0	0	1
21:45	0	0	1	0	0	0	0	0	0	0	0	0	0	1
22:00	0	0	0	0	0	0	0	0	0	0	0	0	0	0
22:15	0	1	0	1	0	0	0	0	0	0	0	0	0	2
22:30	0	0	0	0	1	0	0	0	0	0	0	0	0	1
22:45	0	0	0	0	0	0	0	0	0	0	0	0	0	0
23:00	0	0	1	1	0	0	0	0	0	0	0	0	0	2
23:15	0	0	0	1	0	0	0	0	0	0	0	0	0	1
23:30	0	0	0	0	0	0	0	0	0	0	0	0	0	0
23:45	0	0	0	0	0	0	0	0	0	0	0	0	0	0
Totals	30	58	125	104	25	5								348
% of Totals	9%	17%	36%	30%	7%	1%								100%

AM Volumes	13	21	48	46	13	2	0	0	0	0	0	0	0	144
% AM	4%	6%	14%	13%	4%	1%								41%
AM Peak Hour	8:00	8:30	7:45	7:45	7:15	7:15								7:45
Volume	5	8	15	19	4	1								44
PM Volumes	17	37	77	58	12	3	0	0	0	0	0	0	0	204
% PM	5%	11%	22%	17%	3%	1%								59%
PM Peak Hour	14:15	14:00	16:15	14:15	13:15	12:15								14:15
Volume	7	10	16	12	3	1								44

Directional Peak Periods	AM 7-9			NOON 12-2			PM 4-6			Off Peak Volumes		
All Classes	Volume	⟷	%	Volume	⟷	%	Volume	⟷	%	Volume	⟷	%
	63	⟷	18%	33	⟷	9%	49	⟷	14%	203	⟷	58%

Street Name	Direction	Percentiles					
		15th	50th	Average	85th	95th	ADT
S Lamer St	North Bound	17	23	23	29	33	348
S Lamer St	South Bound	16	22	22	29	33	278

Prepared by National Data & Surveying Services

SPEED

S Lamer St Bet. W Olive Ave & W Oak St

Day: Thursday
Date: 2/2/2023

City: Burbank
Project #: CA23_020030_009s

South Bound

Time	< 15	15 - 19	20 - 24	25 - 29	30 - 34	35 - 39	40 - 44	45 - 49	50 - 54	55 - 59	60 - 64	65 - 69	70 +	Total
0:00 AM	0	0	0	0	0	0	0	0	0	0	0	0	0	0
0:15	0	0	0	0	0	0	0	0	0	0	0	0	0	0
0:30	0	0	0	0	0	0	0	0	0	0	0	0	0	0
0:45	0	0	0	0	0	0	0	0	0	0	0	0	0	0
1:00	0	0	0	0	0	0	0	0	0	0	0	0	0	0
1:15	0	0	0	0	0	0	0	0	0	0	0	0	0	0
1:30	0	0	0	0	0	0	0	0	0	0	0	0	0	0
1:45	0	0	0	0	0	0	0	0	0	0	0	0	0	0
2:00	0	0	0	0	0	0	0	0	0	0	0	0	0	0
2:15	0	1	0	0	0	0	0	0	0	0	0	0	0	1
2:30	0	0	0	0	0	0	0	0	0	0	0	0	0	0
2:45	0	0	0	0	0	0	0	0	0	0	0	0	0	0
3:00	0	0	0	0	0	0	0	0	0	0	0	0	0	0
3:15	0	0	0	0	0	0	0	0	0	0	0	0	0	0
3:30	0	0	0	0	0	0	0	0	0	0	0	0	0	0
3:45	0	0	0	0	0	0	0	0	0	0	0	0	0	0
4:00	0	0	0	0	0	0	0	0	0	0	0	0	0	0
4:15	0	0	0	0	0	0	0	0	0	0	0	0	0	0
4:30	1	0	0	0	0	0	0	0	0	0	0	0	0	1
4:45	0	0	0	0	0	0	0	0	0	0	0	0	0	0
5:00	0	1	0	2	0	0	0	0	0	0	0	0	0	3
5:15	0	0	0	0	0	0	0	0	0	0	0	0	0	0
5:30	0	0	1	0	0	0	0	0	0	0	0	0	0	1
5:45	0	0	0	0	0	0	0	0	0	0	0	0	0	0
6:00	0	0	0	1	0	0	0	0	0	0	0	0	0	1
6:15	0	2	0	0	1	0	0	0	0	0	0	0	0	3
6:30	0	1	1	1	0	1	0	0	0	0	0	0	0	4
6:45	0	1	0	3	0	0	0	0	0	0	0	0	0	4
7:00	1	1	2	0	0	0	0	0	0	0	0	0	0	4
7:15	1	0	0	1	0	1	0	0	0	0	0	0	0	3
7:30	0	1	1	4	0	0	0	0	0	0	0	0	0	6
7:45	2	5	2	1	1	1	0	0	0	0	0	0	0	12
8:00	0	7	0	1	0	0	0	0	0	0	0	0	0	8
8:15	2	1	2	1	0	0	0	0	0	0	0	0	0	6
8:30	1	0	3	5	2	0	0	0	0	0	0	0	0	11
8:45	2	1	1	2	0	0	0	0	0	0	0	0	0	6
9:00	1	2	1	3	0	0	0	0	0	0	0	0	0	7
9:15	0	1	3	2	0	0	0	0	0	0	0	0	0	6
9:30	0	3	1	2	0	0	0	0	0	0	0	0	0	6
9:45	0	1	3	2	0	0	0	0	0	0	0	0	0	6
10:00	0	0	1	2	1	0	0	0	0	0	0	0	0	4
10:15	1	1	0	0	0	0	0	0	0	0	0	0	0	2
10:30	2	2	1	0	0	0	0	0	0	0	0	0	0	5
10:45	0	2	0	0	0	0	0	0	0	0	0	0	0	2
11:00	0	1	0	0	0	0	0	0	0	0	0	0	0	1
11:15	0	0	0	0	0	0	0	0	0	0	0	0	0	0
11:30	0	0	0	1	0	0	0	0	0	0	0	0	0	1
11:45	0	3	5	0	0	0	0	0	0	0	0	0	0	8
12:00 PM	0	1	2	1	0	0	0	0	0	0	0	0	0	4
12:15	1	0	1	2	0	0	0	0	0	0	0	0	0	4
12:30	0	1	2	2	1	0	0	0	0	0	0	0	0	6
12:45	2	1	1	0	0	0	0	0	0	0	0	0	0	4
13:00	0	0	3	0	0	0	0	0	0	0	0	0	0	3
13:15	0	0	1	2	0	0	0	0	0	0	0	0	0	3
13:30	0	0	0	2	1	0	0	0	0	0	0	0	0	3
13:45	0	2	2	3	1	0	0	0	0	0	0	0	0	8
14:00	1	1	0	1	0	0	0	0	0	0	0	0	0	3
14:15	0	1	2	1	0	0	0	0	0	0	0	0	0	4
14:30	1	1	2	2	0	0	0	0	0	0	0	0	0	6
14:45	1	2	6	0	0	0	0	0	0	0	0	0	0	9
15:00	2	1	2	1	0	0	0	0	0	0	0	0	0	6
15:15	2	0	3	1	0	0	0	0	0	0	0	0	0	6
15:30	2	3	2	0	1	0	0	0	0	0	0	0	0	8
15:45	0	0	0	0	2	0	0	0	0	0	0	0	0	2
16:00	2	0	0	2	1	0	0	0	0	0	0	0	0	5
16:15	0	2	0	1	0	1	0	0	0	0	0	0	0	4
16:30	0	1	1	0	1	0	0	0	0	0	0	0	0	3
16:45	1	0	3	0	0	0	0	0	0	0	0	0	0	4
17:00	0	1	1	0	0	0	0	0	0	0	0	0	0	2
17:15	0	2	1	1	1	0	0	0	0	0	0	0	0	5
17:30	0	0	2	1	0	0	0	0	0	0	0	0	0	3
17:45	0	1	0	1	0	0	0	0	0	0	0	0	0	2
18:00	0	0	3	0	1	0	0	0	0	0	0	0	0	4
18:15	0	0	3	1	0	0	0	0	0	0	0	0	0	4
18:30	1	1	2	2	1	0	0	0	0	0	0	0	0	7
18:45	1	1	2	1	0	0	0	0	0	0	0	0	0	5
19:00	0	0	1	0	2	0	0	0	0	0	0	0	0	3
19:15	1	0	1	3	1	0	0	0	0	0	0	0	0	6
19:30	1	0	1	1	0	0	0	0	0	0	0	0	0	3
19:45	0	0	0	0	0	0	0	0	0	0	0	0	0	0
20:00	1	0	0	0	0	0	0	0	0	0	0	0	0	1
20:15	0	0	0	1	0	0	0	0	0	0	0	0	0	1
20:30	0	0	0	0	0	0	0	0	0	0	0	0	0	0
20:45	0	1	0	0	0	0	0	0	0	0	0	0	0	1
21:00	0	1	1	1	1	1	0	0	0	0	0	0	0	5
21:15	1	0	0	1	0	0	0	0	0	0	0	0	0	2
21:30	0	0	0	1	0	0	0	0	0	0	0	0	0	1
21:45	0	1	0	1	0	0	0	0	0	0	0	0	0	2
22:00	0	0	1	1	0	0	0	0	0	0	0	0	0	2
22:15	0	0	0	0	0	0	0	0	0	0	0	0	0	0
22:30	0	0	0	0	0	0	0	0	0	0	0	0	0	0
22:45	0	0	0	1	0	0	0	0	0	0	0	0	0	1
23:00	0	1	0	0	0	0	0	0	0	0	0	0	0	1
23:15	0	0	0	0	0	0	0	0	0	0	0	0	0	0
23:30	0	0	0	0	0	0	0	0	0	0	0	0	0	0
23:45	0	0	0	0	0	0	0	0	0	0	0	0	0	0
Totals	35	65	80	73	20	5								278
% of Totals	13%	23%	29%	26%	7%	2%								100%

AM Volumes	14	38	28	34	5	3	0	0	0	0	0	0	0	122
% AM	5%	14%	10%	12%	2%	1%								44%
AM Peak Hour	8:15	7:30	11:45	8:30	7:45	6:30								7:45
Volume	6	14	10	12	3	2								37
PM Volumes	21	27	52	39	15	2	0	0	0	0	0	0	0	156
% PM	8%	10%	19%	14%	5%	1%								56%
PM Peak Hour	14:45	14:45	14:30	13:15	15:15	15:30								14:45
Volume	7	6	13	8	4	1								29

Directional Peak Periods	AM 7-9			NOON 12-2			PM 4-6			Off Peak Volumes		
All Classes	Volume	⟷	%	Volume	⟷	%	Volume	⟷	%	Volume	⟷	%
	56	⟷	20%	35	⟷	13%	28	⟷	10%	159	⟷	57%

Street Name	Direction	Percentiles					
		15th	50th	Average	85th	95th	ADT
S Lamer St	North Bound	17	23	23	29	33	348
S Lamer St	South Bound	16	22	22	29	33	278

Prepared by National Data & Surveying Services

SPEED

S Lamer St Bet. W Olive Ave & W Oak St

Day: Thursday
Date: 2/2/2023

City: Burbank
Project #: CA23_020030_009

Summary

Time	< 15	15 - 19	20 - 24	25 - 29	30 - 34	35 - 39	40 - 44	45 - 49	50 - 54	55 - 59	60 - 64	65 - 69	70 +	Total
0:00 AM	0	0	0	0	0	0	0	0	0	0	0	0	0	0
0:15	0	0	0	0	0	0	0	0	0	0	0	0	0	0
0:30	0	0	0	0	0	0	0	0	0	0	0	0	0	0
0:45	0	0	0	0	0	0	0	0	0	0	0	0	0	0
1:00	0	0	0	0	0	0	0	0	0	0	0	0	0	0
1:15	0	0	0	0	0	0	0	0	0	0	0	0	0	0
1:30	0	1	1	0	0	0	0	0	0	0	0	0	0	2
1:45	0	0	0	0	0	0	0	0	0	0	0	0	0	0
2:00	0	0	0	0	0	0	0	0	0	0	0	0	0	0
2:15	0	1	0	0	0	0	0	0	0	0	0	0	0	1
2:30	0	0	0	0	0	0	0	0	0	0	0	0	0	0
2:45	0	0	0	0	0	0	0	0	0	0	0	0	0	0
3:00	0	0	0	0	0	0	0	0	0	0	0	0	0	0
3:15	0	0	0	0	0	0	0	0	0	0	0	0	0	0
3:30	0	0	0	0	0	0	0	0	0	0	0	0	0	0
3:45	0	0	0	0	0	0	0	0	0	0	0	0	0	0
4:00	0	0	0	0	0	0	0	0	0	0	0	0	0	0
4:15	0	0	1	0	0	0	0	0	0	0	0	0	0	1
4:30	1	0	0	0	0	0	0	0	0	0	0	0	0	1
4:45	0	0	0	0	0	0	0	0	0	0	0	0	0	0
5:00	0	2	0	2	0	0	0	0	0	0	0	0	0	4
5:15	0	0	1	0	0	0	0	0	0	0	0	0	0	1
5:30	0	0	1	1	0	0	0	0	0	0	0	0	0	2
5:45	0	0	0	0	0	0	0	0	0	0	0	0	0	0
6:00	0	0	0	2	0	0	0	0	0	0	0	0	0	2
6:15	0	3	0	0	1	0	0	0	0	0	0	0	0	4
6:30	0	1	1	2	0	1	0	0	0	0	0	0	0	5
6:45	0	1	1	5	1	0	0	0	0	0	0	0	0	8
7:00	1	1	2	0	0	0	0	0	0	0	0	0	0	4
7:15	2	0	2	4	0	1	0	0	0	0	0	0	0	9
7:30	1	1	3	7	2	0	0	0	0	0	0	0	0	14
7:45	2	6	5	5	2	1	0	0	0	0	0	0	0	21
8:00	0	9	6	3	1	1	0	0	0	0	0	0	0	20
8:15	2	1	2	8	0	0	0	0	0	0	0	0	0	13
8:30	3	1	9	11	3	0	0	0	0	0	0	0	0	27
8:45	5	2	1	2	1	0	0	0	0	0	0	0	0	11
9:00	1	6	2	3	0	0	0	0	0	0	0	0	0	12
9:15	0	3	3	4	1	0	0	0	0	0	0	0	0	11
9:30	1	4	7	3	1	0	0	0	0	0	0	0	0	16
9:45	0	2	3	3	0	0	0	0	0	0	0	0	0	8
10:00	0	0	4	6	1	0	0	0	0	0	0	0	0	11
10:15	2	1	3	2	0	1	0	0	0	0	0	0	0	9
10:30	3	2	3	0	1	0	0	0	0	0	0	0	0	9
10:45	1	2	1	0	0	0	0	0	0	0	0	0	0	4
11:00	1	2	2	2	1	0	0	0	0	0	0	0	0	8
11:15	0	1	1	0	1	0	0	0	0	0	0	0	0	3
11:30	1	3	3	2	1	0	0	0	0	0	0	0	0	10
11:45	0	3	9	3	0	0	0	0	0	0	0	0	0	15
12:00 PM	0	2	4	2	0	0	0	0	0	0	0	0	0	8
12:15	2	0	1	2	0	0	0	0	0	0	0	0	0	5
12:30	0	2	4	3	2	0	0	0	0	0	0	0	0	11
12:45	3	2	2	2	0	0	0	0	0	0	0	0	0	9
13:00	0	1	7	1	0	1	0	0	0	0	0	0	0	10
13:15	0	0	2	3	1	0	0	0	0	0	0	0	0	6
13:30	1	0	2	3	1	0	0	0	0	0	0	0	0	7
13:45	0	3	3	4	2	0	0	0	0	0	0	0	0	12
14:00	1	2	2	3	1	0	0	0	0	0	0	0	0	9
14:15	0	5	4	4	0	0	0	0	0	0	0	0	0	13
14:30	2	2	6	3	0	0	0	0	0	0	0	0	0	13
14:45	6	6	7	2	0	0	0	0	0	0	0	0	0	21
15:00	3	2	9	7	1	0	0	0	0	0	0	0	0	22
15:15	2	2	5	1	0	0	0	0	0	0	0	0	0	10
15:30	2	5	3	2	1	0	0	0	0	0	0	0	0	13
15:45	1	2	2	1	2	0	0	0	0	0	0	0	0	8
16:00	2	0	0	4	1	0	0	0	0	0	0	0	0	7
16:15	1	4	3	2	0	2	0	0	0	0	0	0	0	12
16:30	0	2	9	0	1	0	0	0	0	0	0	0	0	12
16:45	2	0	6	0	1	0	0	0	0	0	0	0	0	9
17:00	0	2	3	3	0	0	0	0	0	0	0	0	0	8
17:15	0	3	2	5	2	0	0	0	0	0	0	0	0	12
17:30	1	1	4	3	0	0	0	0	0	0	0	0	0	9
17:45	0	1	3	4	0	0	0	0	0	0	0	0	0	8
18:00	0	0	3	2	1	0	0	0	0	0	0	0	0	6
18:15	0	2	5	4	0	0	0	0	0	0	0	0	0	11
18:30	1	1	4	3	2	0	0	0	0	0	0	0	0	11
18:45	1	1	2	5	0	0	0	0	0	0	0	0	0	9
19:00	0	1	4	1	2	0	0	0	0	0	0	0	0	8
19:15	1	0	4	3	2	0	0	0	0	0	0	0	0	10
19:30	1	0	2	1	0	0	0	0	0	0	0	0	0	4
19:45	0	0	0	0	0	0	0	0	0	0	0	0	0	0
20:00	1	0	4	2	0	0	0	0	0	0	0	0	0	7
20:15	1	1	0	1	1	0	0	0	0	0	0	0	0	4
20:30	0	0	2	2	0	0	0	0	0	0	0	0	0	4
20:45	0	2	0	0	0	0	0	0	0	0	0	0	0	2
21:00	1	1	1	1	1	2	0	0	0	0	0	0	0	7
21:15	2	3	1	1	1	0	0	0	0	0	0	0	0	8
21:30	0	0	1	1	0	0	0	0	0	0	0	0	0	2
21:45	0	1	1	1	0	0	0	0	0	0	0	0	0	3
22:00	0	0	1	1	0	0	0	0	0	0	0	0	0	2
22:15	0	1	0	1	0	0	0	0	0	0	0	0	0	2
22:30	0	0	0	0	1	0	0	0	0	0	0	0	0	1
22:45	0	0	0	1	0	0	0	0	0	0	0	0	0	1
23:00	0	1	1	1	0	0	0	0	0	0	0	0	0	3
23:15	0	0	0	1	0	0	0	0	0	0	0	0	0	1
23:30	0	0	0	0	0	0	0	0	0	0	0	0	0	0
23:45	0	0	0	0	0	0	0	0	0	0	0	0	0	0
Totals	65	123	206	177	45	10								626
% of Totals	10%	20%	33%	28%	7%	2%								100%

AM Volumes	27	59	77	80	18	5	0	0	0	0	0	0	0	266
% AM	4%	9%	12%	13%	3%	1%								42%
AM Peak Hour	8:15	7:30	7:45	7:45	7:45	7:15								7:45
Volume	11	17	22	27	6	3								81
PM Volumes	38	64	129	97	27	5	0	0	0	0	0	0	0	360
% PM	6%	10%	21%	15%	4%	1%								58%
PM Peak Hour	14:30	14:00	14:30	14:15	18:30	15:30								14:15
Volume	13	15	27	16	6	2								69

Directional Peak Periods	AM 7-9			NOON 12-2			PM 4-6			Off Peak Volumes		
All Classes	Volume	⟷	%	Volume	⟷	%	Volume	⟷	%	Volume	⟷	%
	119		19%	68		11%	77		12%	362		58%

Street Name	Direction	Percentiles					
		15th	50th	Average	85th	95th	ADT
S Lamer St	Summary	16	23	23	29	33	626

Prepared by National Data & Surveying Services

SPEED

S Lamer St Bet. W Olive Ave & W Oak St

Day: Thursday
Date: 2/2/2023

City: Burbank
Project #: CA23_020030_009n

North Bound

Time	< 15	15 - 19	20 - 24	25 - 29	30 - 34	35 - 39	40 - 44	45 - 49	50 - 54	55 - 59	60 - 64	65 - 69	70 +	Total
0:00 AM	0	0	0	0	0	0	0	0	0	0	0	0	0	0
1:00	0	1	1	0	0	0	0	0	0	0	0	0	0	2
2:00	0	0	0	0	0	0	0	0	0	0	0	0	0	0
3:00	0	0	0	0	0	0	0	0	0	0	0	0	0	0
4:00	0	0	1	0	0	0	0	0	0	0	0	0	0	1
5:00	0	1	1	1	0	0	0	0	0	0	0	0	0	3
6:00	0	1	1	4	1	0	0	0	0	0	0	0	0	7
7:00	2	1	7	10	3	0	0	0	0	0	0	0	0	23
8:00	5	4	12	15	3	1	0	0	0	0	0	0	0	40
9:00	1	8	7	4	2	0	0	0	0	0	0	0	0	22
10:00	3	0	9	6	1	1	0	0	0	0	0	0	0	20
11:00	2	5	10	6	3	0	0	0	0	0	0	0	0	26
12:00 PM	2	3	5	4	1	0	0	0	0	0	0	0	0	15
13:00	1	2	8	4	2	1	0	0	0	0	0	0	0	18
14:00	6	10	9	8	1	0	0	0	0	0	0	0	0	34
15:00	2	7	12	9	1	0	0	0	0	0	0	0	0	31
16:00	2	3	14	3	1	1	0	0	0	0	0	0	0	24
17:00	1	3	8	12	1	0	0	0	0	0	0	0	0	25
18:00	0	2	4	10	1	0	0	0	0	0	0	0	0	17
19:00	0	1	7	1	1	0	0	0	0	0	0	0	0	10
20:00	1	2	6	4	1	0	0	0	0	0	0	0	0	14
21:00	2	3	3	0	1	1	0	0	0	0	0	0	0	10
22:00	0	1	0	1	1	0	0	0	0	0	0	0	0	3
23:00	0	0	1	2	0	0	0	0	0	0	0	0	0	3
Totals	30	58	126	104	25	5								348
% of Totals	9%	17%	36%	30%	7%	1%								100%

AM Volumes	13	21	49	46	13	2	0	0	0	0	0	0	0	144
% AM	4%	6%	14%	13%	4%	1%								41%
AM Peak Hour	8:00	9:00	8:00	8:00	7:00	8:00								8:00
Volume	5	8	12	15	3	1								40
PM Volumes	17	37	77	58	12	3	0	0	0	0	0	0	0	204
% PM	5%	11%	22%	17%	3%	1%								59%
PM Peak Hour	14:00	14:00	16:00	17:00	13:00	13:00								14:00
Volume	6	10	14	12	2	1								34

Directional Peak Periods	AM 7-9			NOON 12-2			PM 4-6			Off Peak Volumes		
All Speeds	Volume	↔	%	Volume	↔	%	Volume	↔	%	Volume	↔	%
	63	↔	18%	33	↔	9%	49	↔	14%	203	↔	58%

Street Name	Direction	Percentiles					
		15th	50th	Average	85th	95th	ADT
S Lamer St	North Bound	17	23	23	29	33	348
S Lamer St	South Bound	16	22	22	29	33	278

Prepared by National Data & Surveying Services

SPEED

S Lamer St Bet. W Olive Ave & W Oak St

Day: Thursday
Date: 2/2/2023

City: Burbank
Project #: CA23_020030_009s

South Bound

Time	< 15	15 - 19	20 - 24	25 - 29	30 - 34	35 - 39	40 - 44	45 - 49	50 - 54	55 - 59	60 - 64	65 - 69	70 +	Total
0:00 AM	0	0	0	0	0	0	0	0	0	0	0	0	0	0
1:00	0	0	0	0	0	0	0	0	0	0	0	0	0	0
2:00	0	1	0	0	0	0	0	0	0	0	0	0	0	1
3:00	0	0	0	0	0	0	0	0	0	0	0	0	0	0
4:00	1	0	0	0	0	0	0	0	0	0	0	0	0	1
5:00	0	1	1	2	0	0	0	0	0	0	0	0	0	4
6:00	0	4	1	5	1	1	0	0	0	0	0	0	0	12
7:00	4	7	5	6	1	2	0	0	0	0	0	0	0	25
8:00	5	9	6	9	2	0	0	0	0	0	0	0	0	31
9:00	1	7	8	9	0	0	0	0	0	0	0	0	0	25
10:00	3	5	2	2	1	0	0	0	0	0	0	0	0	13
11:00	0	4	5	1	0	0	0	0	0	0	0	0	0	10
12:00 PM	3	3	6	5	1	0	0	0	0	0	0	0	0	18
13:00	0	2	6	7	2	0	0	0	0	0	0	0	0	17
14:00	3	5	10	4	0	0	0	0	0	0	0	0	0	22
15:00	6	4	7	2	3	0	0	0	0	0	0	0	0	22
16:00	3	3	4	3	2	1	0	0	0	0	0	0	0	16
17:00	0	4	4	3	1	0	0	0	0	0	0	0	0	12
18:00	2	2	10	4	2	0	0	0	0	0	0	0	0	20
19:00	2	0	3	4	3	0	0	0	0	0	0	0	0	12
20:00	1	1	0	1	0	0	0	0	0	0	0	0	0	3
21:00	1	2	1	4	1	1	0	0	0	0	0	0	0	10
22:00	0	0	1	2	0	0	0	0	0	0	0	0	0	3
23:00	0	1	0	0	0	0	0	0	0	0	0	0	0	1
Totals	35	65	80	73	20	5								278
% of Totals	13%	23%	29%	26%	7%	2%								100%

AM Volumes	14	38	28	34	5	3	0	0	0	0	0	0	0	122
% AM	5%	14%	10%	12%	2%	1%								44%
AM Peak Hour	8:00	8:00	9:00	8:00	8:00	7:00								8:00
Volume	5	9	8	9	2	2								31
PM Volumes	21	27	52	39	15	2	0	0	0	0	0	0	0	156
% PM	8%	10%	19%	14%	5%	1%								56%
PM Peak Hour	15:00	14:00	14:00	13:00	15:00	16:00								14:00
Volume	6	5	10	7	3	1								22

Directional Peak Periods	AM 7-9			NOON 12-2			PM 4-6			Off Peak Volumes		
All Speeds	Volume	↔	%	Volume	↔	%	Volume	↔	%	Volume	↔	%
	56	↔	20%	35	↔	13%	28	↔	10%	159	↔	57%

Street Name	Direction	Percentiles					
		15th	50th	Average	85th	95th	ADT
S Lamer St	North Bound	17	23	23	29	33	348
S Lamer St	South Bound	16	22	22	29	33	278

Prepared by National Data & Surveying Services

SPEED

S Lamer St Bet. W Olive Ave & W Oak St

Day: Thursday
Date: 2/2/2023

City: Burbank
Project #: CA23_020030_009

Summary

Time	< 15	15 - 19	20 - 24	25 - 29	30 - 34	35 - 39	40 - 44	45 - 49	50 - 54	55 - 59	60 - 64	65 - 69	70 +	Total
0:00 AM	0	0	0	0	0	0	0	0	0	0	0	0	0	0
1:00	0	1	1	0	0	0	0	0	0	0	0	0	0	2
2:00	0	1	0	0	0	0	0	0	0	0	0	0	0	1
3:00	0	0	0	0	0	0	0	0	0	0	0	0	0	0
4:00	1	0	1	0	0	0	0	0	0	0	0	0	0	2
5:00	0	2	2	3	0	0	0	0	0	0	0	0	0	7
6:00	0	5	2	9	2	1	0	0	0	0	0	0	0	19
7:00	6	8	12	16	4	2	0	0	0	0	0	0	0	48
8:00	10	13	18	24	5	1	0	0	0	0	0	0	0	71
9:00	2	15	15	13	2	0	0	0	0	0	0	0	0	47
10:00	6	5	11	8	2	1	0	0	0	0	0	0	0	33
11:00	2	9	15	7	3	0	0	0	0	0	0	0	0	36
12:00 PM	5	6	11	9	2	0	0	0	0	0	0	0	0	33
13:00	1	4	14	11	4	1	0	0	0	0	0	0	0	35
14:00	9	15	19	12	1	0	0	0	0	0	0	0	0	56
15:00	8	11	19	11	4	0	0	0	0	0	0	0	0	53
16:00	5	6	18	6	3	2	0	0	0	0	0	0	0	40
17:00	1	7	12	15	2	0	0	0	0	0	0	0	0	37
18:00	2	4	14	14	3	0	0	0	0	0	0	0	0	37
19:00	2	1	10	5	4	0	0	0	0	0	0	0	0	22
20:00	2	3	6	5	1	0	0	0	0	0	0	0	0	17
21:00	3	5	4	4	2	2	0	0	0	0	0	0	0	20
22:00	0	1	1	3	1	0	0	0	0	0	0	0	0	6
23:00	0	1	1	2	0	0	0	0	0	0	0	0	0	4
Totals	65	123	206	177	45	10								626
% of Totals	10%	20%	33%	28%	7%	2%								100%

AM Volumes	27	59	77	80	18	5	0	0	0	0	0	0	0	266
% AM	4%	9%	12%	13%	3%	1%								42%
AM Peak Hour	8:00	9:00	8:00	8:00	8:00	7:00								8:00
Volume	10	15	18	24	5	2								71
PM Volumes	38	64	129	97	27	5	0	0	0	0	0	0	0	360
% PM	6%	10%	21%	15%	4%	1%								58%
PM Peak Hour	14:00	14:00	14:00	17:00	13:00	16:00								14:00
Volume	9	15	19	15	4	2								56

Directional Peak Periods	AM 7-9			NOON 12-2			PM 4-6			Off Peak Volumes		
All Speeds	Volume		%	Volume		%	Volume		%	Volume		%
	119	↔	19%	68	↔	11%	77	↔	12%	362	↔	58%

Street Name	Direction	Percentiles					
		15th	50th	Average	85th	95th	ADT
S Lamer St	Summary	16	23	23	29	33	626

Prepared by NDS/ATD

Prepared by National Data & Surveying Services

VOLUME

S Lamer St Bet. W Olive Ave & W Oak St

Day: Thursday
Date: 2/2/2023

City: Burbank
Project #: CA23_020030_009

DAILY TOTALS	NB	SB	EB	WB	Total
	348	278	0	0	626

AM Period	NB		SB		EB	WB	TOTAL		PM Period	NB		SB		EB	WB	TOTAL	
0:00	0		0		0	0			12:00	4		4		0	0	8	
0:15	0		0		0	0			12:15	1		4		0	0	5	
0:30	0		0		0	0			12:30	5		6		0	0	11	
0:45	0		0		0	0			12:45	5	15	4	18	0	0	9	33
1:00	0		0		0	0			13:00	7		3		0	0	10	
1:15	0		0		0	0			13:15	3		3		0	0	6	
1:30	2		0		0	0	2		13:30	4		3		0	0	7	
1:45	0	2	0		0	0		2	13:45	4	18	8	17	0	0	12	35
2:00	0		0		0	0			14:00	6		3		0	0	9	
2:15	0		1		0	0	1		14:15	9		4		0	0	13	
2:30	0		0		0	0			14:30	7		6		0	0	13	
2:45	0		0	1	0	0		1	14:45	12	34	9	22	0	0	21	56
3:00	0		0		0	0			15:00	16		6		0	0	22	
3:15	0		0		0	0			15:15	4		6		0	0	10	
3:30	0		0		0	0			15:30	5		8		0	0	13	
3:45	0		0		0	0			15:45	6	31	2	22	0	0	8	53
4:00	0		0		0	0			16:00	2		5		0	0	7	
4:15	1		0		0	0	1		16:15	8		4		0	0	12	
4:30	0		1		0	0	1		16:30	9		3		0	0	12	
4:45	0	1	0	1	0	0		2	16:45	5	24	4	16	0	0	9	40
5:00	1		3		0	0	4		17:00	6		2		0	0	8	
5:15	1		0		0	0	1		17:15	7		5		0	0	12	
5:30	1		1		0	0	2		17:30	6		3		0	0	9	
5:45	0	3	0	4	0	0		7	17:45	6	25	2	12	0	0	8	37
6:00	1		1		0	0	2		18:00	2		4		0	0	6	
6:15	1		3		0	0	4		18:15	7		4		0	0	11	
6:30	1		4		0	0	5		18:30	4		7		0	0	11	
6:45	4	7	4	12	0	0	8	19	18:45	4	17	5	20	0	0	9	37
7:00	0		4		0	0	4		19:00	5		3		0	0	8	
7:15	6		3		0	0	9		19:15	4		6		0	0	10	
7:30	8		6		0	0	14		19:30	1		3		0	0	4	
7:45	9	23	12	25	0	0	21	48	19:45	0	10	0	12	0	0		22
8:00	12		8		0	0	20		20:00	6		1		0	0	7	
8:15	7		6		0	0	13		20:15	3		1		0	0	4	
8:30	16		11		0	0	27		20:30	4		0		0	0	4	
8:45	5	40	6	31	0	0	11	71	20:45	1	14	1	3	0	0	2	17
9:00	5		7		0	0	12		21:00	2		5		0	0	7	
9:15	5		6		0	0	11		21:15	6		2		0	0	8	
9:30	10		6		0	0	16		21:30	1		1		0	0	2	
9:45	2	22	6	25	0	0	8	47	21:45	1	10	2	10	0	0	3	20
10:00	7		4		0	0	11		22:00	0		2		0	0	2	
10:15	7		2		0	0	9		22:15	2		0		0	0	2	
10:30	4		5		0	0	9		22:30	1		0		0	0	1	
10:45	2	20	2	13	0	0	4	33	22:45	0	3	1	3	0	0	1	6
11:00	7		1		0	0	8		23:00	2		1		0	0	3	
11:15	3		0		0	0	3		23:15	1		0		0	0	1	
11:30	9		1		0	0	10		23:30	0		0		0	0		
11:45	7	26	8	10	0	0	15	36	23:45	0	3	0	1	0	0		4
TOTALS		144		122				266	TOTALS		204		156				360
SPLIT %		54.1%		45.9%				42.5%	SPLIT %		56.7%		43.3%				57.5%

DAILY TOTALS	NB	SB	EB	WB	Total
	348	278	0	0	626

AM Peak Hour	7:45	7:45			7:45	PM Peak Hour	14:15	14:45			14:15
AM Pk Volume	44	37			81	PM Pk Volume	44	29			69
Pk Hr Factor	0.688	0.771			0.750	Pk Hr Factor	0.688	0.806			0.784
7 - 9 Volume	63	56	0	0	119	4 - 6 Volume	49	28	0	0	77
7 - 9 Peak Hour	7:45	7:45			7:45	4 - 6 Peak Hour	16:15	16:00			16:15
7 - 9 Pk Volume	44	37	0	0	81	4 - 6 Pk Volume	28	16	0	0	41
Pk Hr Factor	0.688	0.771	0.000	0.000	0.750	Pk Hr Factor	0.778	0.800	0.000	0.000	0.854

Prepared by NDS/ATD

Project #: CA23_020030_009 **City:** Burbank

Location: S Lamer St Bet. W Olive Ave & W Oak St **Date:** 2/2/2023

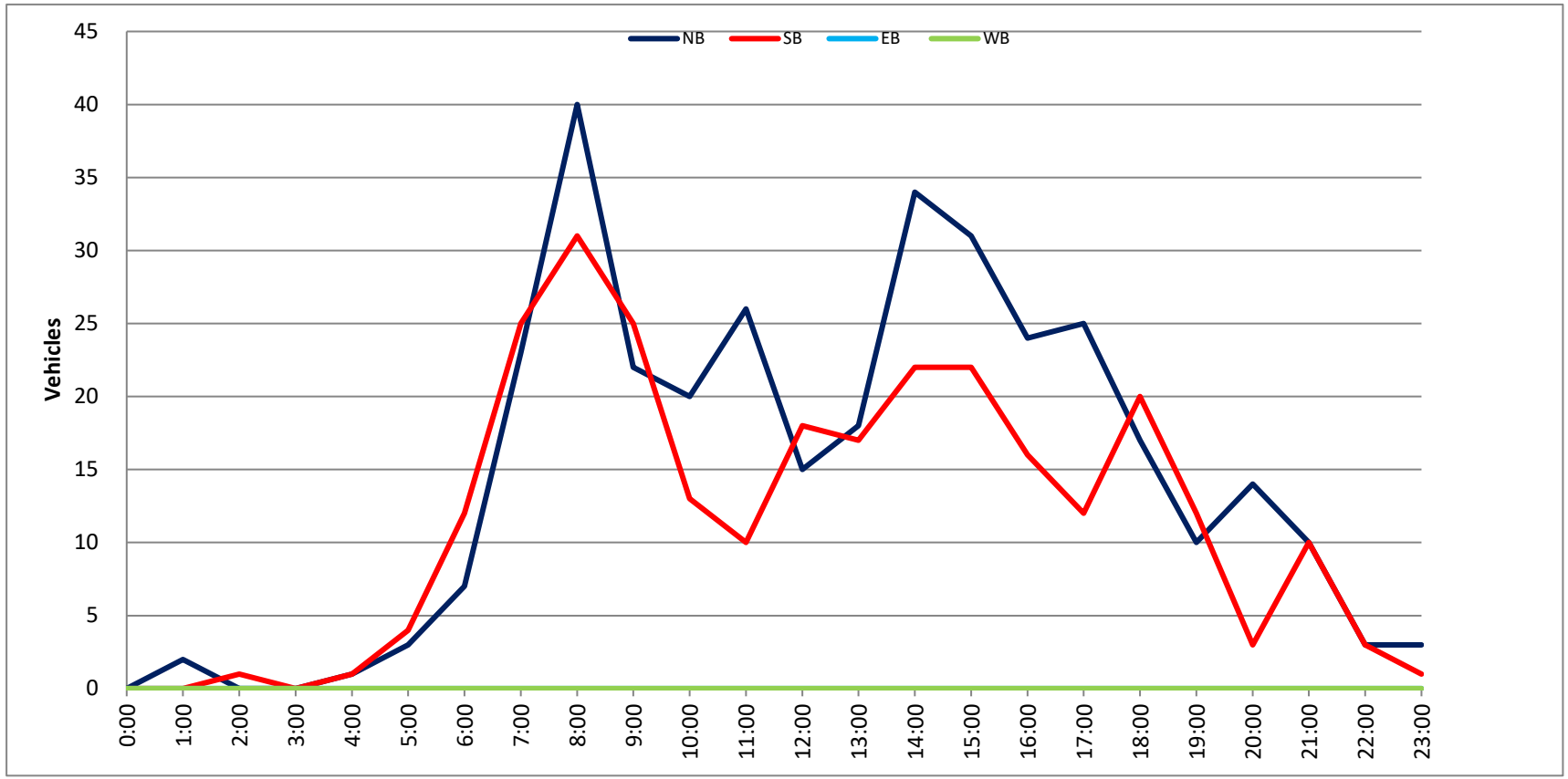

Prepared by National Data & Surveying Services

SPEED

S Parish Pl Bet. W Oak St & W Alameda Ave

Day: Tuesday
Date: 1/17/2023

City: Burbank
Project #: CA23_020030_012n

North Bound

Time	< 15	15 - 19	20 - 24	25 - 29	30 - 34	35 - 39	40 - 44	45 - 49	50 - 54	55 - 59	60 - 64	65 - 69	70 +	Total
0:00 AM	0	0	0	0	0	0	0	0	0	0	0	0	0	0
0:15	0	0	1	0	0	0	0	0	0	0	0	0	0	1
0:30	0	0	0	0	0	0	0	0	0	0	0	0	0	0
0:45	0	0	0	0	0	0	0	0	0	0	0	0	0	0
1:00	0	0	0	0	0	0	0	0	0	0	0	0	0	0
1:15	0	0	0	0	0	0	0	0	0	0	0	0	0	0
1:30	0	0	0	0	0	0	0	0	0	0	0	0	0	0
1:45	0	0	0	0	0	0	0	0	0	0	0	0	0	0
2:00	0	0	0	0	0	0	0	0	0	0	0	0	0	0
2:15	0	0	1	0	0	0	0	0	0	0	0	0	0	1
2:30	0	0	0	0	0	0	0	0	0	0	0	0	0	0
2:45	0	0	0	0	0	0	0	0	0	0	0	0	0	0
3:00	0	0	0	0	0	0	0	0	0	0	0	0	0	0
3:15	0	0	0	0	0	0	0	0	0	0	0	0	0	0
3:30	0	0	0	0	0	0	0	0	0	0	0	0	0	0
3:45	0	1	0	0	0	0	0	0	0	0	0	0	0	1
4:00	0	0	0	0	0	0	0	0	0	0	0	0	0	0
4:15	0	0	0	0	0	0	0	0	0	0	0	0	0	0
4:30	0	0	0	0	0	0	0	0	0	0	0	0	0	0
4:45	0	0	0	0	0	0	0	0	0	0	0	0	0	0
5:00	0	0	1	0	0	0	0	0	0	0	0	0	0	1
5:15	0	0	0	0	0	0	0	0	0	0	0	0	0	0
5:30	0	0	0	0	0	0	0	0	0	0	0	0	0	0
5:45	0	1	0	0	0	0	0	0	0	0	0	0	0	1
6:00	0	0	0	0	0	0	0	0	0	0	0	0	0	0
6:15	0	0	0	0	0	0	0	0	0	0	0	0	0	0
6:30	0	1	1	0	0	0	0	0	0	0	0	0	0	2
6:45	1	1	0	0	0	0	0	0	0	0	0	0	0	2
7:00	1	1	0	0	0	0	0	0	0	0	0	0	0	2
7:15	0	1	1	0	0	0	0	0	0	0	0	0	0	2
7:30	0	2	3	0	0	0	0	0	0	0	0	0	0	5
7:45	1	1	1	0	0	0	0	0	0	0	0	0	0	3
8:00	0	1	0	0	0	0	0	0	0	0	0	0	0	1
8:15	0	1	1	2	0	0	0	0	0	0	0	0	0	4
8:30	0	4	1	0	0	0	0	0	0	0	0	0	0	5
8:45	0	1	2	0	0	0	0	0	0	0	0	0	0	3
9:00	0	1	5	2	0	0	0	0	0	0	0	0	0	8
9:15	0	0	1	0	0	0	0	0	0	0	0	0	0	1
9:30	0	4	2	0	0	0	0	0	0	0	0	0	0	6
9:45	0	3	0	0	0	0	0	0	0	0	0	0	0	3
10:00	0	1	1	0	0	0	0	0	0	0	0	0	0	2
10:15	2	3	2	0	0	0	0	0	0	0	0	0	0	7
10:30	1	2	3	0	0	0	0	0	0	0	0	0	0	6
10:45	2	2	0	0	0	0	0	0	0	0	0	0	0	4
11:00	0	2	2	0	0	0	0	0	0	0	0	0	0	4
11:15	1	3	1	1	0	0	0	0	0	0	0	0	0	6
11:30	0	3	3	1	0	0	0	0	0	0	0	0	0	7
11:45	0	1	4	0	0	0	0	0	0	0	0	0	0	5
12:00 PM	0	2	5	0	1	0	0	0	0	0	0	0	0	8
12:15	1	2	3	2	0	0	0	0	0	0	0	0	0	8
12:30	0	3	1	1	0	0	0	0	0	0	0	0	0	5
12:45	0	2	2	0	0	0	0	0	0	0	0	0	0	4
13:00	0	4	1	0	0	0	0	0	0	0	0	0	0	5
13:15	0	3	3	0	0	0	0	0	0	0	0	0	0	6
13:30	2	2	1	0	0	0	0	0	0	0	0	0	0	5
13:45	0	3	2	0	0	0	0	0	0	0	0	0	0	5
14:00	0	3	3	2	0	0	0	0	0	0	0	0	0	8
14:15	0	2	4	1	0	0	0	0	0	0	0	0	0	7
14:30	2	1	7	0	0	0	0	0	0	0	0	0	0	10
14:45	0	9	6	2	0	0	0	0	0	0	0	0	0	17
15:00	1	8	1	0	0	0	0	0	0	0	0	0	0	10
15:15	0	1	5	0	0	0	0	0	0	0	0	0	0	6
15:30	1	2	3	1	0	0	0	0	0	0	0	0	0	7
15:45	0	4	2	0	0	0	0	0	0	0	0	0	0	6
16:00	0	3	4	1	0	0	0	0	0	0	0	0	0	8
16:15	0	4	3	0	1	0	0	0	0	0	0	0	0	8
16:30	2	1	3	0	0	0	0	0	0	0	0	0	0	6
16:45	1	1	1	1	0	0	0	0	0	0	0	0	0	4
17:00	1	4	5	0	0	0	0	0	0	0	0	0	0	10
17:15	0	3	3	0	0	0	0	0	0	0	0	0	0	6
17:30	1	5	4	0	0	0	0	0	0	0	0	0	0	10
17:45	0	0	4	0	0	0	0	0	0	0	0	0	0	4
18:00	4	0	2	0	0	0	0	0	0	0	0	0	0	6
18:15	0	1	7	0	0	0	0	0	0	0	0	0	0	8
18:30	1	0	0	0	0	0	0	0	0	0	0	0	0	1
18:45	0	4	5	0	0	0	0	0	0	0	0	0	0	9
19:00	1	1	4	0	1	0	0	0	0	0	0	0	0	7
19:15	0	1	2	0	0	0	0	0	0	0	0	0	0	3
19:30	0	1	1	0	0	0	0	0	0	0	0	0	0	2
19:45	0	1	2	0	0	0	0	0	0	0	0	0	0	3
20:00	0	1	0	2	0	0	0	0	0	0	0	0	0	3
20:15	0	1	1	1	0	0	0	0	0	0	0	0	0	3
20:30	0	1	0	0	0	0	0	0	0	0	0	0	0	1
20:45	0	0	0	0	0	0	0	0	0	0	0	0	0	0
21:00	0	1	1	0	0	0	0	0	0	0	0	0	0	2
21:15	0	0	2	0	0	0	0	0	0	0	0	0	0	2
21:30	0	0	0	0	0	0	0	0	0	0	0	0	0	0
21:45	0	1	1	1	1	0	0	0	0	0	0	0	0	4
22:00	0	2	0	2	0	0	0	0	0	0	0	0	0	4
22:15	0	1	3	0	0	0	0	0	0	0	0	0	0	4
22:30	0	0	2	0	0	0	0	0	0	0	0	0	0	2
22:45	0	0	0	0	0	0	0	0	0	0	0	0	0	0
23:00	1	1	1	0	0	0	0	0	0	0	0	0	0	3
23:15	0	0	0	0	0	0	0	0	0	0	0	0	0	0
23:30	0	0	0	0	0	0	0	0	0	0	0	0	0	0
23:45	0	0	1	0	0	0	0	0	0	0	0	0	0	1
Totals	23	131	143	23	4									334
% of Totals	8%	39%	44%	7%	1%									100%

AM Volumes	9	41	37	6	0	0	0	0	0	0	0	0	0	93
% AM	3%	12%	11%	2%										28%
AM Peak Hour	10:00	9:30	11:30	8:15	11:15									11:30
Volume	5	11	15	4	1									28
PM Volumes	19	90	111	17	4	0	0	0	0	0	0	0	0	241
% PM	6%	27%	33%	5%	1%									72%
PM Peak Hour	17:15	14:15	14:00	14:00	12:00									14:15
Volume	5	20	20	5	1									44

Directional Peak Periods	AM 7-9			NOON 12-2			PM 4-6			Off Peak Volumes		
All Classes	Volume	⟷	%	Volume	⟷	%	Volume	⟷	%	Volume	⟷	%
	25		7%	46		14%	56		17%	207		62%

Street Name	Direction	Percentiles					
		15th	50th	Average	85th	95th	ADT
S Parish Pl	North Bound	16	20	20	24	27	334
S Parish Pl	South Bound	15	19	19	23	25	257

Prepared by National Data & Surveying Services

SPEED

S Parish Pl Bet. W Oak St & W Alameda Ave

Day: Tuesday
Date: 1/17/2023

City: Burbank
Project #: CA23_020030_012s

South Bound

Time	< 15	15 - 19	20 - 24	25 - 29	30 - 34	35 - 39	40 - 44	45 - 49	50 - 54	55 - 59	60 - 64	65 - 69	70 +	Total
0:00 AM	0	0	1	0	0	0	0	0	0	0	0	0	0	1
0:15	0	0	1	0	0	0	0	0	0	0	0	0	0	1
0:30	0	0	0	0	0	0	0	0	0	0	0	0	0	0
0:45	0	0	0	0	0	0	0	0	0	0	0	0	0	0
1:00	0	0	0	0	0	0	0	0	0	0	0	0	0	0
1:15	0	0	0	0	0	0	0	0	0	0	0	0	0	0
1:30	0	1	0	0	0	0	0	0	0	0	0	0	0	1
1:45	0	0	0	0	0	0	0	0	0	0	0	0	0	0
2:00	0	0	0	0	0	0	0	0	0	0	0	0	0	0
2:15	0	0	0	0	0	0	0	0	0	0	0	0	0	0
2:30	0	0	0	0	0	0	0	0	0	0	0	0	0	0
2:45	0	0	0	0	0	0	0	0	0	0	0	0	0	0
3:00	0	0	0	0	0	0	0	0	0	0	0	0	0	0
3:15	0	0	0	0	0	0	0	0	0	0	0	0	0	0
3:30	0	0	0	0	0	0	0	0	0	0	0	0	0	0
3:45	0	0	0	0	0	0	0	0	0	0	0	0	0	0
4:00	0	0	0	0	0	0	0	0	0	0	0	0	0	0
4:15	0	0	0	0	0	0	0	0	0	0	0	0	0	0
4:30	0	0	0	0	0	0	0	0	0	0	0	0	0	0
4:45	0	0	0	0	0	0	0	0	0	0	0	0	0	0
5:00	0	0	0	0	0	0	0	0	0	0	0	0	0	0
5:15	0	0	0	0	0	0	0	0	0	0	0	0	0	0
5:30	0	1	0	0	0	0	0	0	0	0	0	0	0	1
5:45	0	0	0	0	0	0	0	0	0	0	0	0	0	0
6:00	0	0	0	0	0	0	0	0	0	0	0	0	0	0
6:15	0	0	0	0	0	0	0	0	0	0	0	0	0	0
6:30	0	1	0	0	0	0	0	0	0	0	0	0	0	1
6:45	1	2	1	0	0	0	0	0	0	0	0	0	0	4
7:00	0	1	1	0	0	0	0	0	0	0	0	0	0	2
7:15	0	3	0	0	0	0	0	0	0	0	0	0	0	3
7:30	0	0	1	0	0	0	0	0	0	0	0	0	0	1
7:45	1	3	2	1	0	0	0	0	0	0	0	0	0	7
8:00	0	3	0	0	0	0	0	0	0	0	0	0	0	3
8:15	1	1	0	0	0	0	0	0	0	0	0	0	0	2
8:30	0	2	1	1	0	0	0	0	0	0	0	0	0	4
8:45	1	3	1	0	0	0	0	0	0	0	0	0	0	5
9:00	0	2	2	0	0	0	0	0	0	0	0	0	0	4
9:15	1	3	0	0	0	0	0	0	0	0	0	0	0	4
9:30	1	4	2	0	0	0	0	0	0	0	0	0	0	7
9:45	1	2	0	0	0	0	0	0	0	0	0	0	0	3
10:00	0	5	1	0	0	0	0	0	0	0	0	0	0	6
10:15	0	1	1	0	0	0	0	0	0	0	0	0	0	2
10:30	0	2	3	1	0	0	0	0	0	0	0	0	0	6
10:45	0	1	0	0	0	0	0	0	0	0	0	0	0	1
11:00	0	1	3	0	0	0	0	0	0	0	0	0	0	4
11:15	0	5	4	0	0	0	0	0	0	0	0	0	0	9
11:30	0	2	0	0	0	0	0	0	0	0	0	0	0	2
11:45	1	3	3	1	0	0	0	0	0	0	0	0	0	8
12:00 PM	2	1	1	0	0	0	0	0	0	0	0	0	0	4
12:15	0	3	0	0	0	0	0	0	0	0	0	0	0	3
12:30	0	3	2	1	0	0	0	0	0	0	0	0	0	6
12:45	0	1	0	0	0	0	0	0	0	0	0	0	0	1
13:00	0	3	1	0	0	0	0	0	0	0	0	0	0	4
13:15	0	2	1	1	0	0	0	0	0	0	0	0	0	4
13:30	0	0	2	0	0	0	0	0	0	0	0	0	0	2
13:45	2	3	3	0	0	0	0	0	0	0	0	0	0	8
14:00	1	2	1	0	0	0	0	0	0	0	0	0	0	4
14:15	1	3	2	1	0	0	0	0	0	0	0	0	0	7
14:30	1	0	4	0	0	0	0	0	0	0	0	0	0	5
14:45	1	2	2	0	0	0	0	0	0	0	0	0	0	5
15:00	0	1	0	0	0	0	0	0	0	0	0	0	0	1
15:15	0	2	2	0	0	0	0	0	0	0	0	0	0	4
15:30	0	2	1	0	0	0	0	0	0	0	0	0	0	3
15:45	0	1	3	0	0	0	0	0	0	0	0	0	0	4
16:00	0	0	2	1	0	0	0	0	0	0	0	0	0	3
16:15	0	1	1	0	0	0	0	0	0	0	0	0	0	2
16:30	0	3	2	1	0	0	0	0	0	0	0	0	0	6
16:45	1	2	4	0	0	0	0	0	0	0	0	0	0	7
17:00	0	5	8	1	0	0	0	0	0	0	0	0	0	14
17:15	1	2	3	0	0	0	0	0	0	0	0	0	0	6
17:30	0	2	1	0	0	0	0	0	0	0	0	0	0	3
17:45	1	4	0	0	0	0	0	0	0	0	0	0	0	5
18:00	0	3	1	0	0	0	0	0	0	0	0	0	0	4
18:15	1	3	1	0	0	0	0	0	0	0	0	0	0	5
18:30	0	1	4	0	0	0	0	0	0	0	0	0	0	5
18:45	0	1	0	0	0	0	0	0	0	0	0	0	0	1
19:00	3	3	0	0	0	0	0	0	0	0	0	0	0	6
19:15	2	0	1	0	0	0	0	0	0	0	0	0	0	3
19:30	1	1	1	0	0	0	0	0	0	0	0	0	0	3
19:45	0	0	3	0	0	0	0	0	0	0	0	0	0	3
20:00	1	2	3	0	0	0	0	0	0	0	0	0	0	6
20:15	0	0	2	0	0	0	0	0	0	0	0	0	0	2
20:30	0	1	0	0	0	0	0	0	0	0	0	0	0	1
20:45	0	0	0	0	0	0	0	0	0	0	0	0	0	0
21:00	0	2	0	0	0	0	0	0	0	0	0	0	0	2
21:15	1	3	1	0	0	0	0	0	0	0	0	0	0	5
21:30	0	1	0	0	0	0	0	0	0	0	0	0	0	1
21:45	0	0	1	0	0	0	0	0	0	0	0	0	0	1
22:00	0	0	0	0	0	0	0	0	0	0	0	0	0	0
22:15	0	0	0	0	0	0	0	0	0	0	0	0	0	0
22:30	1	2	0	0	0	0	0	0	0	0	0	0	0	3
22:45	0	0	0	0	0	0	0	0	0	0	0	0	0	0
23:00	0	0	0	0	0	0	0	0	0	0	0	0	0	0
23:15	0	0	0	0	0	0	0	0	0	0	0	0	0	0
23:30	0	2	0	0	0	0	0	0	0	0	0	0	0	2
23:45	0	1	0	0	0	0	0	0	0	0	0	0	0	1
Totals	29	126	92	10										257
% of Totals	11%	49%	36%	4%										100%

AM Volumes	8	52	28	4	0	0	0	0	0	0	0	0	0	92
% AM	3%	20%	11%	2%										36%
AM Peak Hour	8:45	9:15	10:30	7:45										11:00
Volume	3	14	10	2										23
PM Volumes	21	74	64	6	0	0	0	0	0	0	0	0	0	165
% PM	8%	29%	25%	2%										64%
PM Peak Hour	18:45	17:00	16:30	12:30										16:30
Volume	6	13	17	2										33

Directional Peak Periods	AM 7-9			NOON 12-2			PM 4-6			Off Peak Volumes		
All Classes	Volume	⟷	%	Volume	⟷	%	Volume	⟷	%	Volume	⟷	%
	27		11%	32		12%	46		18%	152		59%

Street Name	Direction	Percentiles					
		15th	50th	Average	85th	95th	ADT
S Parish Pl	North Bound	16	20	20	24	27	334
S Parish Pl	South Bound	15	19	19	23	25	257

Prepared by National Data & Surveying Services

SPEED

S Parish Pl Bet. W Oak St & W Alameda Ave

Day: Tuesday
Date: 1/17/2023

City: Burbank
Project #: CA23_020030_012

Summary

Time	< 15	15 - 19	20 - 24	25 - 29	30 - 34	35 - 39	40 - 44	45 - 49	50 - 54	55 - 59	60 - 64	65 - 69	70 +	Total
0:00 AM	0	0	1	0	0	0	0	0	0	0	0	0	0	1
0:15	0	0	2	0	0	0	0	0	0	0	0	0	0	2
0:30	0	0	0	0	0	0	0	0	0	0	0	0	0	0
0:45	0	0	0	0	0	0	0	0	0	0	0	0	0	0
1:00	0	0	0	0	0	0	0	0	0	0	0	0	0	0
1:15	0	0	0	0	0	0	0	0	0	0	0	0	0	0
1:30	0	1	0	0	0	0	0	0	0	0	0	0	0	1
1:45	0	0	0	0	0	0	0	0	0	0	0	0	0	0
2:00	0	0	0	0	0	0	0	0	0	0	0	0	0	0
2:15	0	0	1	0	0	0	0	0	0	0	0	0	0	1
2:30	0	0	0	0	0	0	0	0	0	0	0	0	0	0
2:45	0	0	0	0	0	0	0	0	0	0	0	0	0	0
3:00	0	0	0	0	0	0	0	0	0	0	0	0	0	0
3:15	0	0	0	0	0	0	0	0	0	0	0	0	0	0
3:30	0	0	0	0	0	0	0	0	0	0	0	0	0	0
3:45	0	1	0	0	0	0	0	0	0	0	0	0	0	1
4:00	0	0	0	0	0	0	0	0	0	0	0	0	0	0
4:15	0	0	0	0	0	0	0	0	0	0	0	0	0	0
4:30	0	0	0	0	0	0	0	0	0	0	0	0	0	0
4:45	0	0	0	0	0	0	0	0	0	0	0	0	0	0
5:00	0	0	1	0	0	0	0	0	0	0	0	0	0	1
5:15	0	0	0	0	0	0	0	0	0	0	0	0	0	0
5:30	0	1	0	0	0	0	0	0	0	0	0	0	0	1
5:45	0	1	0	0	0	0	0	0	0	0	0	0	0	1
6:00	0	0	0	0	0	0	0	0	0	0	0	0	0	0
6:15	0	0	0	0	0	0	0	0	0	0	0	0	0	0
6:30	0	2	1	0	0	0	0	0	0	0	0	0	0	3
6:45	2	3	1	0	0	0	0	0	0	0	0	0	0	6
7:00	1	2	1	0	0	0	0	0	0	0	0	0	0	4
7:15	0	4	1	0	0	0	0	0	0	0	0	0	0	5
7:30	0	2	4	0	0	0	0	0	0	0	0	0	0	6
7:45	2	4	3	1	0	0	0	0	0	0	0	0	0	10
8:00	0	4	0	0	0	0	0	0	0	0	0	0	0	4
8:15	1	2	1	2	0	0	0	0	0	0	0	0	0	6
8:30	0	6	2	1	0	0	0	0	0	0	0	0	0	9
8:45	1	4	3	0	0	0	0	0	0	0	0	0	0	8
9:00	0	3	7	2	0	0	0	0	0	0	0	0	0	12
9:15	1	3	1	0	0	0	0	0	0	0	0	0	0	5
9:30	1	8	4	0	0	0	0	0	0	0	0	0	0	13
9:45	1	5	0	0	0	0	0	0	0	0	0	0	0	6
10:00	0	6	2	0	0	0	0	0	0	0	0	0	0	8
10:15	2	4	3	0	0	0	0	0	0	0	0	0	0	9
10:30	1	4	6	1	0	0	0	0	0	0	0	0	0	12
10:45	2	3	0	0	0	0	0	0	0	0	0	0	0	5
11:00	0	3	5	0	0	0	0	0	0	0	0	0	0	8
11:15	1	8	5	1	0	0	0	0	0	0	0	0	0	15
11:30	0	5	3	1	0	0	0	0	0	0	0	0	0	9
11:45	1	4	7	1	0	0	0	0	0	0	0	0	0	13
12:00 PM	2	3	6	0	1	0	0	0	0	0	0	0	0	12
12:15	1	5	3	2	0	0	0	0	0	0	0	0	0	11
12:30	0	6	3	2	0	0	0	0	0	0	0	0	0	11
12:45	0	3	2	0	0	0	0	0	0	0	0	0	0	5
13:00	0	7	2	0	0	0	0	0	0	0	0	0	0	9
13:15	0	5	4	1	0	0	0	0	0	0	0	0	0	10
13:30	2	2	3	0	0	0	0	0	0	0	0	0	0	7
13:45	2	6	5	0	0	0	0	0	0	0	0	0	0	13
14:00	1	5	4	2	0	0	0	0	0	0	0	0	0	12
14:15	1	5	6	2	0	0	0	0	0	0	0	0	0	14
14:30	3	1	11	0	0	0	0	0	0	0	0	0	0	15
14:45	1	11	8	2	0	0	0	0	0	0	0	0	0	22
15:00	1	9	1	0	0	0	0	0	0	0	0	0	0	11
15:15	0	3	7	0	0	0	0	0	0	0	0	0	0	10
15:30	1	4	4	1	0	0	0	0	0	0	0	0	0	10
15:45	0	5	5	0	0	0	0	0	0	0	0	0	0	10
16:00	0	3	6	2	0	0	0	0	0	0	0	0	0	11
16:15	0	5	4	0	1	0	0	0	0	0	0	0	0	10
16:30	2	4	5	1	0	0	0	0	0	0	0	0	0	12
16:45	2	3	5	1	0	0	0	0	0	0	0	0	0	11
17:00	1	9	13	1	0	0	0	0	0	0	0	0	0	24
17:15	1	5	6	0	0	0	0	0	0	0	0	0	0	12
17:30	1	7	5	0	0	0	0	0	0	0	0	0	0	13
17:45	1	4	4	0	0	0	0	0	0	0	0	0	0	9
18:00	4	3	3	0	0	0	0	0	0	0	0	0	0	10
18:15	1	4	8	0	0	0	0	0	0	0	0	0	0	13
18:30	1	1	4	0	0	0	0	0	0	0	0	0	0	6
18:45	0	5	5	0	0	0	0	0	0	0	0	0	0	10
19:00	4	4	4	0	1	0	0	0	0	0	0	0	0	13
19:15	2	1	3	0	0	0	0	0	0	0	0	0	0	6
19:30	1	2	2	0	0	0	0	0	0	0	0	0	0	5
19:45	0	1	5	0	0	0	0	0	0	0	0	0	0	6
20:00	1	3	3	2	0	0	0	0	0	0	0	0	0	9
20:15	0	1	3	1	0	0	0	0	0	0	0	0	0	5
20:30	0	2	0	0	0	0	0	0	0	0	0	0	0	2
20:45	0	0	0	0	0	0	0	0	0	0	0	0	0	0
21:00	0	3	1	0	0	0	0	0	0	0	0	0	0	4
21:15	1	3	3	0	0	0	0	0	0	0	0	0	0	7
21:30	0	1	0	0	0	0	0	0	0	0	0	0	0	1
21:45	0	1	2	1	1	0	0	0	0	0	0	0	0	5
22:00	0	2	0	2	0	0	0	0	0	0	0	0	0	4
22:15	0	1	3	0	0	0	0	0	0	0	0	0	0	4
22:30	1	2	2	0	0	0	0	0	0	0	0	0	0	5
22:45	0	0	0	0	0	0	0	0	0	0	0	0	0	0
23:00	1	1	1	0	0	0	0	0	0	0	0	0	0	3
23:15	0	0	0	0	0	0	0	0	0	0	0	0	0	0
23:30	0	2	0	0	0	0	0	0	0	0	0	0	0	2
23:45	0	1	1	0	0	0	0	0	0	0	0	0	0	2
Totals	57	257	240	33	4									591
% of Totals	10%	43%	41%	6%	1%									100%

AM Volumes	17	93	65	10	0	0	0	0	0	0	0	0	0	185
% AM	3%	16%	11%	2%										31%
AM Peak Hour	10:00	9:30	11:15	8:15	11:15									11:15
Volume	5	23	21	5	1									49
PM Volumes	40	164	175	23	4	0	0	0	0	0	0	0	0	406
% PM	7%	28%	30%	4%	1%									69%
PM Peak Hour	13:45	14:45	14:00	14:00	12:00									14:00
Volume	7	27	29	6	1									63

Directional Peak Periods	AM 7-9			NOON 12-2			PM 4-6			Off Peak Volumes		
All Classes	Volume	⟷	%	Volume	⟷	%	Volume	⟷	%	Volume	⟷	%
	52	⟷	9%	78	⟷	13%	102	⟷	17%	359	⟷	61%

Street Name	Direction	Percentiles					
		15th	50th	Average	85th	95th	ADT
S Parish Pl	Summary	16	20	19	24	26	591

Prepared by National Data & Surveying Services

SPEED

S Parish Pl Bet. W Oak St & W Alameda Ave

Day: Tuesday
Date: 1/17/2023

City: Burbank
Project #: CA23_020030_012n

North Bound

Time	< 15	15 - 19	20 - 24	25 - 29	30 - 34	35 - 39	40 - 44	45 - 49	50 - 54	55 - 59	60 - 64	65 - 69	70 +	Total
0:00 AM	0	0	1	0	0	0	0	0	0	0	0	0	0	1
1:00	0	0	0	0	0	0	0	0	0	0	0	0	0	0
2:00	0	0	1	0	0	0	0	0	0	0	0	0	0	1
3:00	0	1	0	0	0	0	0	0	0	0	0	0	0	1
4:00	0	0	0	0	0	0	0	0	0	0	0	0	0	0
5:00	0	1	1	0	0	0	0	0	0	0	0	0	0	2
6:00	1	2	1	0	0	0	0	0	0	0	0	0	0	4
7:00	2	5	5	0	0	0	0	0	0	0	0	0	0	12
8:00	0	7	4	2	0	0	0	0	0	0	0	0	0	13
9:00	0	8	8	2	0	0	0	0	0	0	0	0	0	18
10:00	5	8	6	0	0	0	0	0	0	0	0	0	0	19
11:00	1	9	10	2	0	0	0	0	0	0	0	0	0	22
12:00 PM	1	9	11	3	1	0	0	0	0	0	0	0	0	25
13:00	2	12	7	0	0	0	0	0	0	0	0	0	0	21
14:00	2	15	20	5	0	0	0	0	0	0	0	0	0	42
15:00	2	15	11	1	0	0	0	0	0	0	0	0	0	29
16:00	3	9	11	2	1	0	0	0	0	0	0	0	0	26
17:00	2	12	16	0	0	0	0	0	0	0	0	0	0	30
18:00	5	5	14	0	0	0	0	0	0	0	0	0	0	24
19:00	1	4	9	0	1	0	0	0	0	0	0	0	0	15
20:00	0	3	1	3	0	0	0	0	0	0	0	0	0	7
21:00	0	2	4	1	1	0	0	0	0	0	0	0	0	8
22:00	0	3	5	2	0	0	0	0	0	0	0	0	0	10
23:00	1	1	2	0	0	0	0	0	0	0	0	0	0	4
Totals	28	131	148	23	4									334
% of Totals	8%	39%	44%	7%	1%									100%

AM Volumes	9	41	37	6	0	0	0	0	0	0	0	0	0	93
% AM	3%	12%	11%	2%										28%
AM Peak Hour	10:00	11:00	11:00	8:00										11:00
Volume	5	9	10	2										22
PM Volumes	19	90	111	17	4	0	0	0	0	0	0	0	0	241
% PM	6%	27%	33%	5%	1%									72%
PM Peak Hour	18:00	14:00	14:00	14:00	12:00									14:00
Volume	5	15	20	5	1									42

Directional Peak Periods	AM 7-9			NOON 12-2			PM 4-6			Off Peak Volumes		
All Speeds	Volume		%	Volume		%	Volume		%	Volume		%
	25	↔	7%	46	↔	14%	56	↔	17%	207	↔	62%

Street Name	Direction	Percentiles					
		15th	50th	Average	85th	95th	ADT
S Parish Pl	North Bound	16	20	20	24	27	334
S Parish Pl	South Bound	15	19	19	23	25	257

Prepared by National Data & Surveying Services

SPEED

S Parish Pl Bet. W Oak St & W Alameda Ave

Day: Tuesday
Date: 1/17/2023

City: Burbank
Project #: CA23_020030_012s

South Bound

Time	< 15	15 - 19	20 - 24	25 - 29	30 - 34	35 - 39	40 - 44	45 - 49	50 - 54	55 - 59	60 - 64	65 - 69	70 +	Total
0:00 AM	0	0	2	0	0	0	0	0	0	0	0	0	0	2
1:00	0	1	0	0	0	0	0	0	0	0	0	0	0	1
2:00	0	0	0	0	0	0	0	0	0	0	0	0	0	0
3:00	0	0	0	0	0	0	0	0	0	0	0	0	0	0
4:00	0	0	0	0	0	0	0	0	0	0	0	0	0	0
5:00	0	1	0	0	0	0	0	0	0	0	0	0	0	1
6:00	1	3	1	0	0	0	0	0	0	0	0	0	0	5
7:00	1	7	4	1	0	0	0	0	0	0	0	0	0	13
8:00	2	9	2	1	0	0	0	0	0	0	0	0	0	14
9:00	3	11	4	0	0	0	0	0	0	0	0	0	0	18
10:00	0	9	5	1	0	0	0	0	0	0	0	0	0	15
11:00	1	11	10	1	0	0	0	0	0	0	0	0	0	23
12:00 PM	2	8	3	1	0	0	0	0	0	0	0	0	0	14
13:00	2	8	7	1	0	0	0	0	0	0	0	0	0	18
14:00	4	7	9	1	0	0	0	0	0	0	0	0	0	21
15:00	0	6	6	0	0	0	0	0	0	0	0	0	0	12
16:00	1	6	9	2	0	0	0	0	0	0	0	0	0	18
17:00	2	13	12	1	0	0	0	0	0	0	0	0	0	28
18:00	1	8	6	0	0	0	0	0	0	0	0	0	0	15
19:00	6	4	5	0	0	0	0	0	0	0	0	0	0	15
20:00	1	3	5	0	0	0	0	0	0	0	0	0	0	9
21:00	1	6	2	0	0	0	0	0	0	0	0	0	0	9
22:00	1	2	0	0	0	0	0	0	0	0	0	0	0	3
23:00	0	3	0	0	0	0	0	0	0	0	0	0	0	3
Totals	29	126	92	10										257
% of Totals	11%	49%	36%	4%										100%

AM Volumes	8	52	28	4	0	0	0	0	0	0	0	0	0	92
% AM	3%	20%	11%	2%										36%
AM Peak Hour	9:00	9:00	11:00	7:00										11:00
Volume	3	11	10	1										23
PM Volumes	21	74	64	6	0	0	0	0	0	0	0	0	0	165
% PM	8%	29%	25%	2%										64%
PM Peak Hour	19:00	17:00	17:00	16:00										17:00
Volume	6	13	12	2										28

Directional Peak Periods	AM 7-9			NOON 12-2			PM 4-6			Off Peak Volumes		
All Speeds	Volume		%	Volume		%	Volume		%	Volume		%
	27	↔	11%	32	↔	12%	46	↔	18%	152	↔	59%

Street Name	Direction	Percentiles					
		15th	50th	Average	85th	95th	ADT
S Parish Pl	North Bound	16	20	20	24	27	334
S Parish Pl	South Bound	15	19	19	23	25	257

Prepared by National Data & Surveying Services

SPEED

S Parish Pl Bet. W Oak St & W Alameda Ave

Day: Tuesday
Date: 1/17/2023

City: Burbank
Project #: CA23_020030_012

Summary

Time	< 15	15 - 19	20 - 24	25 - 29	30 - 34	35 - 39	40 - 44	45 - 49	50 - 54	55 - 59	60 - 64	65 - 69	70 +	Total
0:00 AM	0	0	3	0	0	0	0	0	0	0	0	0	0	3
1:00	0	1	0	0	0	0	0	0	0	0	0	0	0	1
2:00	0	0	1	0	0	0	0	0	0	0	0	0	0	1
3:00	0	1	0	0	0	0	0	0	0	0	0	0	0	1
4:00	0	0	0	0	0	0	0	0	0	0	0	0	0	0
5:00	0	2	1	0	0	0	0	0	0	0	0	0	0	3
6:00	2	5	2	0	0	0	0	0	0	0	0	0	0	9
7:00	3	12	9	1	0	0	0	0	0	0	0	0	0	25
8:00	2	16	6	3	0	0	0	0	0	0	0	0	0	27
9:00	3	19	12	2	0	0	0	0	0	0	0	0	0	36
10:00	5	17	11	1	0	0	0	0	0	0	0	0	0	34
11:00	2	20	20	3	0	0	0	0	0	0	0	0	0	45
12:00 PM	3	17	14	4	1	0	0	0	0	0	0	0	0	39
13:00	4	20	14	1	0	0	0	0	0	0	0	0	0	39
14:00	6	22	29	6	0	0	0	0	0	0	0	0	0	63
15:00	2	21	17	1	0	0	0	0	0	0	0	0	0	41
16:00	4	15	20	4	1	0	0	0	0	0	0	0	0	44
17:00	4	25	28	1	0	0	0	0	0	0	0	0	0	58
18:00	6	13	20	0	0	0	0	0	0	0	0	0	0	39
19:00	7	8	14	0	1	0	0	0	0	0	0	0	0	30
20:00	1	6	6	3	0	0	0	0	0	0	0	0	0	16
21:00	1	8	6	1	1	0	0	0	0	0	0	0	0	17
22:00	1	5	5	2	0	0	0	0	0	0	0	0	0	13
23:00	1	4	2	0	0	0	0	0	0	0	0	0	0	7
Totals	57	257	240	33	4									591
% of Totals	10%	43%	41%	6%	1%									100%

AM Volumes	17	93	65	10	0	0	0	0	0	0	0	0	0	185
% AM	3%	16%	11%	2%										31%
AM Peak Hour	10:00	11:00	11:00	8:00										11:00
Volume	5	20	20	3										45
PM Volumes	40	164	175	23	4	0	0	0	0	0	0	0	0	406
% PM	7%	28%	30%	4%	1%									69%
PM Peak Hour	19:00	17:00	14:00	14:00	12:00									14:00
Volume	7	25	29	6	1									63

Directional Peak Periods	AM 7-9			NOON 12-2			PM 4-6			Off Peak Volumes		
All Speeds	Volume		%	Volume		%	Volume		%	Volume		%
	52	↔	9%	78	↔	13%	102	↔	17%	359	↔	61%

Street Name	Direction	Percentiles					
		15th	50th	Average	85th	95th	ADT
S Parish Pl	Summary	16	20	19	24	26	591

Prepared by NDS/ATD

Prepared by National Data & Surveying Services

VOLUME

S Parish Pl Bet. W Oak St & W Alameda Ave

Day: Tuesday
Date: 1/17/2023

City: Burbank
Project #: CA23_020030_012

DAILY TOTALS	NB	SB	EB	WB	Total
	334	257	0	0	591

AM Period	NB		SB		EB	WB	TOTAL		PM Period	NB		SB		EB	WB	TOTAL	
0:00	0		1		0	0	1		12:00	8		4		0	0	12	
0:15	1		1		0	0	2		12:15	8		3		0	0	11	
0:30	0		0		0	0			12:30	5		6		0	0	11	
0:45	0	1	0	2	0	0		3	12:45	4	25	1	14	0	0	5	39
1:00	0		0		0	0			13:00	5		4		0	0	9	
1:15	0		0		0	0			13:15	6		4		0	0	10	
1:30	0		1		0	0	1		13:30	5		2		0	0	7	
1:45	0		0	1	0	0		1	13:45	5	21	8	18	0	0	13	39
2:00	0		0		0	0			14:00	8		4		0	0	12	
2:15	1		0		0	0	1		14:15	7		7		0	0	14	
2:30	0		0		0	0			14:30	10		5		0	0	15	
2:45	0	1	0		0	0		1	14:45	17	42	5	21	0	0	22	63
3:00	0		0		0	0			15:00	10		1		0	0	11	
3:15	0		0		0	0			15:15	6		4		0	0	10	
3:30	0		0		0	0			15:30	7		3		0	0	10	
3:45	1	1	0		0	0	1	1	15:45	6	29	4	12	0	0	10	41
4:00	0		0		0	0			16:00	8		3		0	0	11	
4:15	0		0		0	0			16:15	8		2		0	0	10	
4:30	0		0		0	0			16:30	6		6		0	0	12	
4:45	0		0		0	0			16:45	4	26	7	18	0	0	11	44
5:00	1		0		0	0	1		17:00	10		14		0	0	24	
5:15	0		0		0	0			17:15	6		6		0	0	12	
5:30	0		1		0	0	1		17:30	10		3		0	0	13	
5:45	1	2	0	1	0	0	1	3	17:45	4	30	5	28	0	0	9	58
6:00	0		0		0	0			18:00	6		4		0	0	10	
6:15	0		0		0	0			18:15	8		5		0	0	13	
6:30	2		1		0	0	3		18:30	1		5		0	0	6	
6:45	2	4	4	5	0	0	6	9	18:45	9	24	1	15	0	0	10	39
7:00	2		2		0	0	4		19:00	7		6		0	0	13	
7:15	2		3		0	0	5		19:15	3		3		0	0	6	
7:30	5		1		0	0	6		19:30	2		3		0	0	5	
7:45	3	12	7	13	0	0	10	25	19:45	3	15	3	15	0	0	6	30
8:00	1		3		0	0	4		20:00	3		6		0	0	9	
8:15	4		2		0	0	6		20:15	3		2		0	0	5	
8:30	5		4		0	0	9		20:30	1		1		0	0	2	
8:45	3	13	5	14	0	0	8	27	20:45	0	7	0	9	0	0		16
9:00	8		4		0	0	12		21:00	2		2		0	0	4	
9:15	1		4		0	0	5		21:15	2		5		0	0	7	
9:30	6		7		0	0	13		21:30	0		1		0	0	1	
9:45	3	18	3	18	0	0	6	36	21:45	4	8	1	9	0	0	5	17
10:00	2		6		0	0	8		22:00	4		0		0	0	4	
10:15	7		2		0	0	9		22:15	4		0		0	0	4	
10:30	6		6		0	0	12		22:30	2		3		0	0	5	
10:45	4	19	1	15	0	0	5	34	22:45	0	10	0	3	0	0		13
11:00	4		4		0	0	8		23:00	3		0		0	0	3	
11:15	6		9		0	0	15		23:15	0		0		0	0		
11:30	7		2		0	0	9		23:30	0		2		0	0	2	
11:45	5	22	8	23	0	0	13	45	23:45	1	4	1	3	0	0	2	7
TOTALS		93		92				185	TOTALS		241		165				406
SPLIT %		50.3%		49.7%				31.3%	SPLIT %		59.4%		40.6%				68.7%

DAILY TOTALS	NB	SB	EB	WB	Total
	334	257	0	0	591

AM Peak Hour	11:30	11:00			11:15	PM Peak Hour	14:15	16:30			14:00
AM Pk Volume	28	23			49	PM Pk Volume	44	33			63
Pk Hr Factor	0.875	0.639			0.817	Pk Hr Factor	0.647	0.589			0.716
7 - 9 Volume	25	27	0	0	52	4 - 6 Volume	56	46	0	0	102
7 - 9 Peak Hour	7:30	7:45			7:45	4 - 6 Peak Hour	16:45	16:30			16:45
7 - 9 Pk Volume	13	16	0	0	29	4 - 6 Pk Volume	30	33	0	0	60
Pk Hr Factor	0.650	0.571	0.000	0.000	0.725	Pk Hr Factor	0.750	0.589	0.000	0.000	0.625

Prepared by NDS/ATD

Project #: CA23_020030_012 **City:** Burbank

Location: S Parish Pl Bet. W Oak St & W Alameda Ave **Date:** 1/17/2023

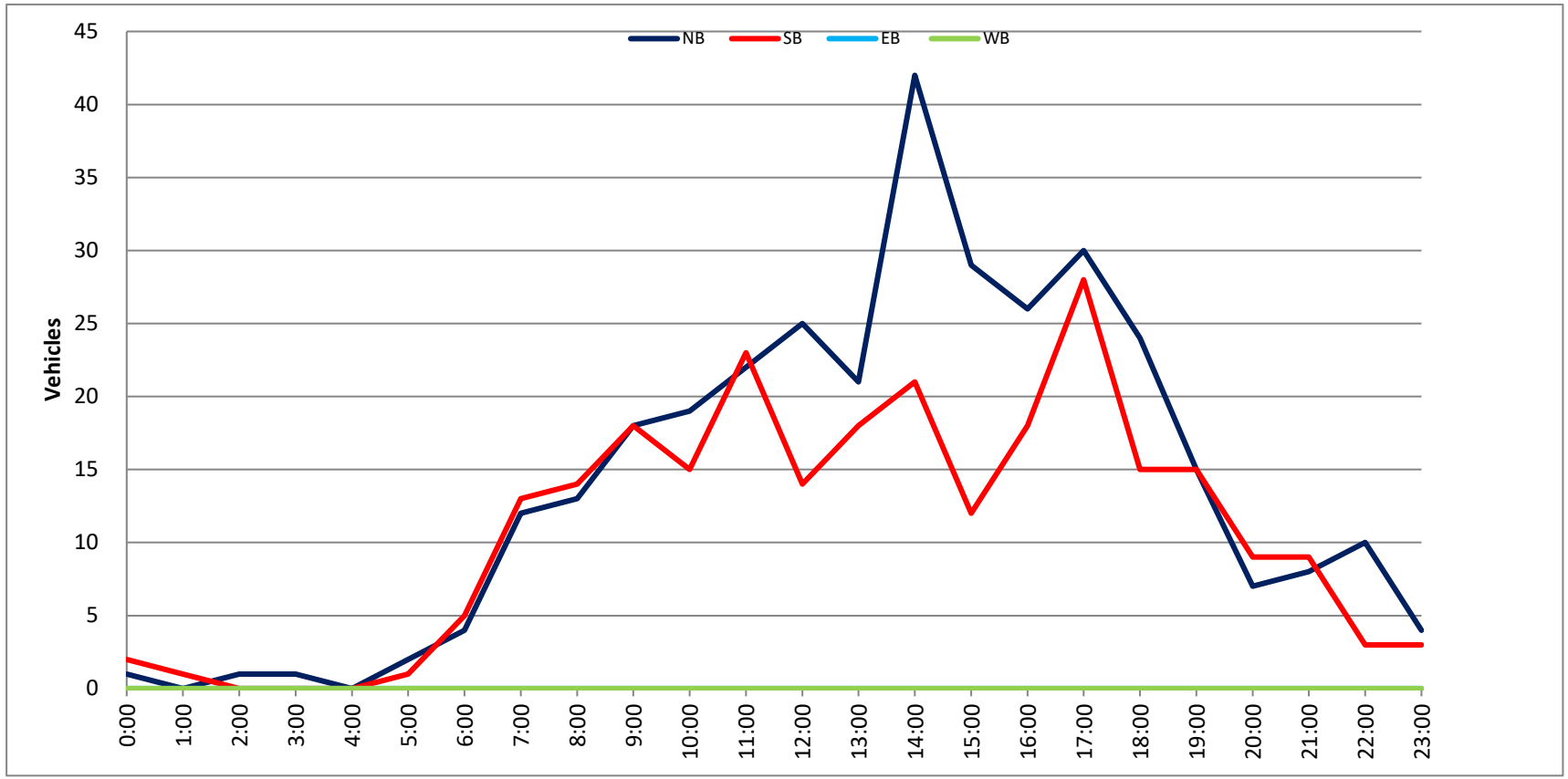

Prepared by National Data & Surveying Services

SPEED

S Parish Pl Bet. W Oak St & W Alameda Ave

Day: Wednesday
Date: 1/18/2023

City: Burbank
Project #: CA23_020030_012n

North Bound

Time	< 15	15 - 19	20 - 24	25 - 29	30 - 34	35 - 39	40 - 44	45 - 49	50 - 54	55 - 59	60 - 64	65 - 69	70 +	Total
0:00 AM	0	0	1	0	0	0	0	0	0	0	0	0	0	1
0:15	0	1	0	0	0	0	0	0	0	0	0	0	0	1
0:30	0	0	2	0	0	0	0	0	0	0	0	0	0	2
0:45	0	0	0	0	0	0	0	0	0	0	0	0	0	0
1:00	0	0	0	0	0	0	0	0	0	0	0	0	0	0
1:15	0	0	0	0	0	0	0	0	0	0	0	0	0	0
1:30	0	0	0	0	0	0	0	0	0	0	0	0	0	0
1:45	0	0	0	0	0	0	0	0	0	0	0	0	0	0
2:00	0	0	0	0	0	0	0	0	0	0	0	0	0	0
2:15	0	0	0	0	0	0	0	0	0	0	0	0	0	0
2:30	0	0	0	0	0	0	0	0	0	0	0	0	0	0
2:45	0	1	0	0	0	0	0	0	0	0	0	0	0	1
3:00	0	0	0	0	0	0	0	0	0	0	0	0	0	0
3:15	1	0	0	0	0	0	0	0	0	0	0	0	0	1
3:30	0	1	0	0	0	0	0	0	0	0	0	0	0	1
3:45	0	0	0	0	0	0	0	0	0	0	0	0	0	0
4:00	0	0	0	0	0	0	0	0	0	0	0	0	0	0
4:15	0	0	0	0	0	0	0	0	0	0	0	0	0	0
4:30	0	1	0	0	0	0	0	0	0	0	0	0	0	1
4:45	0	1	0	0	0	0	0	0	0	0	0	0	0	1
5:00	0	0	0	0	0	0	0	0	0	0	0	0	0	0
5:15	0	2	0	1	0	0	0	0	0	0	0	0	0	3
5:30	0	0	1	0	0	0	0	0	0	0	0	0	0	1
5:45	0	1	0	0	0	0	0	0	0	0	0	0	0	1
6:00	0	0	0	0	0	0	0	0	0	0	0	0	0	0
6:15	0	0	0	0	0	0	0	0	0	0	0	0	0	0
6:30	0	0	1	0	0	0	0	0	0	0	0	0	0	1
6:45	1	0	1	0	0	0	0	0	0	0	0	0	0	2
7:00	0	1	2	0	0	0	0	0	0	0	0	0	0	3
7:15	0	1	3	0	0	0	0	0	0	0	0	0	0	4
7:30	0	5	3	0	0	0	0	0	0	0	0	0	0	8
7:45	1	0	5	0	0	0	0	0	0	0	0	0	0	6
8:00	0	2	0	1	1	0	0	0	0	0	0	0	0	4
8:15	0	5	1	0	0	0	0	0	0	0	0	0	0	6
8:30	1	2	4	0	0	0	0	0	0	0	0	0	0	7
8:45	0	1	4	0	0	0	0	0	0	0	0	0	0	5
9:00	0	3	2	0	0	0	0	0	0	0	0	0	0	5
9:15	0	1	2	0	0	0	0	0	0	0	0	0	0	3
9:30	1	1	1	0	0	0	0	0	0	0	0	0	0	3
9:45	1	1	0	1	0	0	0	0	0	0	0	0	0	3
10:00	0	0	1	1	0	0	0	0	0	0	0	0	0	2
10:15	1	1	2	0	0	0	0	0	0	0	0	0	0	4
10:30	0	3	2	0	0	0	0	0	0	0	0	0	0	5
10:45	0	1	2	0	0	0	0	0	0	0	0	0	0	3
11:00	0	4	0	1	0	0	0	0	0	0	0	0	0	5
11:15	0	5	2	1	0	0	0	0	0	0	0	0	0	8
11:30	2	1	4	1	0	0	0	0	0	0	0	0	0	8
11:45	0	2	4	0	0	0	0	0	0	0	0	0	0	6
12:00 PM	0	0	5	1	0	0	0	0	0	0	0	0	0	6
12:15	1	5	1	0	0	0	0	0	0	0	0	0	0	7
12:30	0	1	3	0	0	0	0	0	0	0	0	0	0	4
12:45	1	5	1	0	0	0	0	0	0	0	0	0	0	7
13:00	2	5	2	0	0	0	0	0	0	0	0	0	0	9
13:15	1	3	3	1	0	0	0	0	0	0	0	0	0	8
13:30	0	0	1	1	0	0	0	0	0	0	0	0	0	2
13:45	0	2	6	0	0	0	0	0	0	0	0	0	0	8
14:00	0	3	3	2	0	0	0	0	0	0	0	0	0	8
14:15	5	7	2	0	0	0	0	0	0	0	0	0	0	14
14:30	0	2	3	0	0	0	0	0	0	0	0	0	0	5
14:45	1	3	3	0	0	0	0	0	0	0	0	0	0	7
15:00	2	4	1	0	0	0	0	0	0	0	0	0	0	7
15:15	0	4	7	1	0	0	0	0	0	0	0	0	0	12
15:30	0	3	3	2	0	0	0	0	0	0	0	0	0	8
15:45	0	3	4	0	1	0	0	0	0	0	0	0	0	8
16:00	1	3	2	0	1	0	0	0	0	0	0	0	0	7
16:15	0	1	3	0	0	0	0	0	0	0	0	0	0	4
16:30	2	3	3	0	0	0	0	0	0	0	0	0	0	8
16:45	1	3	1	0	0	0	0	0	0	0	0	0	0	5
17:00	1	2	2	0	0	0	0	0	0	0	0	0	0	5
17:15	1	2	5	0	0	0	0	0	0	0	0	0	0	8
17:30	2	5	4	1	0	0	0	0	0	0	0	0	0	12
17:45	0	3	4	0	0	0	0	0	0	0	0	0	0	7
18:00	0	1	2	0	0	0	0	0	0	0	0	0	0	3
18:15	2	1	3	0	0	0	0	0	0	0	0	0	0	6
18:30	1	3	3	1	0	0	0	0	0	0	0	0	0	8
18:45	0	3	3	0	0	0	0	0	0	0	0	0	0	6
19:00	0	1	3	0	0	0	0	0	0	0	0	0	0	4
19:15	0	3	1	0	0	0	0	0	0	0	0	0	0	4
19:30	0	3	2	0	0	0	0	0	0	0	0	0	0	5
19:45	0	2	2	0	1	0	0	0	0	0	0	0	0	5
20:00	0	3	1	0	0	0	0	0	0	0	0	0	0	4
20:15	0	0	0	0	0	0	0	0	0	0	0	0	0	0
20:30	0	2	1	1	0	0	0	0	0	0	0	0	0	4
20:45	0	0	2	0	0	0	0	0	0	0	0	0	0	2
21:00	0	3	1	0	0	0	0	0	0	0	0	0	0	4
21:15	0	2	0	0	1	0	0	0	0	0	0	0	0	3
21:30	0	0	1	0	0	0	0	0	0	0	0	0	0	1
21:45	0	0	2	0	0	0	0	0	0	0	0	0	0	2
22:00	0	1	0	0	0	0	0	0	0	0	0	0	0	1
22:15	0	1	0	1	0	0	0	0	0	0	0	0	0	2
22:30	0	1	1	0	0	0	0	0	0	0	0	0	0	2
22:45	0	1	0	0	0	0	0	0	0	0	0	0	0	1
23:00	0	1	0	0	0	0	0	0	0	0	0	0	0	1
23:15	0	0	0	0	0	0	0	0	0	0	0	0	0	0
23:30	0	0	0	0	0	0	0	0	0	0	0	0	0	0
23:45	0	1	0	0	0	0	0	0	0	0	0	0	0	1
Totals	33	153	150	19	5									360
% of Totals	9%	43%	42%	5%	1%									100%

AM Volumes	9	48	50	7	1	0	0	0	0	0	0	0	0	115
% AM	3%	13%	14%	2%	0%									32%
AM Peak Hour	9:30	10:30	11:15	10:45	7:15									11:15
Volume	3	13	15	3	1									28
PM Volumes	24	105	100	12	4	0	0	0	0	0	0	0	0	245
% PM	7%	29%	28%	3%	1%									68%
PM Peak Hour	14:15	12:15	15:15	13:15	15:15									13:45
Volume	8	16	16	4	2									35

Directional Peak Periods	AM 7-9			NOON 12-2			PM 4-6			Off Peak Volumes		
All Classes	Volume	⟷	%	Volume	⟷	%	Volume	⟷	%	Volume	⟷	%
	43		12%	51		14%	56		16%	210		58%

Street Name	Direction	Percentiles					
		15th	50th	Average	85th	95th	ADT
S Parish Pl	North Bound	16	20	20	24	27	360
S Parish Pl	South Bound	15	19	19	24	26	290

Prepared by National Data & Surveying Services

SPEED

S Parish Pl Bet. W Oak St & W Alameda Ave

Day: Wednesday
Date: 1/18/2023

City: Burbank
Project #: CA23_020030_012s

South Bound

Time	< 15	15 - 19	20 - 24	25 - 29	30 - 34	35 - 39	40 - 44	45 - 49	50 - 54	55 - 59	60 - 64	65 - 69	70 +	Total
0:00 AM	0	0	0	0	0	0	0	0	0	0	0	0	0	0
0:15	0	0	0	0	0	0	0	0	0	0	0	0	0	0
0:30	0	0	0	0	0	0	0	0	0	0	0	0	0	0
0:45	0	1	0	0	0	0	0	0	0	0	0	0	0	1
1:00	0	0	0	0	0	0	0	0	0	0	0	0	0	0
1:15	0	0	0	0	0	0	0	0	0	0	0	0	0	0
1:30	0	0	0	0	0	0	0	0	0	0	0	0	0	0
1:45	0	0	0	0	0	0	0	0	0	0	0	0	0	0
2:00	0	0	0	0	0	0	0	0	0	0	0	0	0	0
2:15	0	0	0	0	0	0	0	0	0	0	0	0	0	0
2:30	0	0	0	0	0	0	0	0	0	0	0	0	0	0
2:45	0	0	0	0	0	0	0	0	0	0	0	0	0	0
3:00	0	0	0	0	0	0	0	0	0	0	0	0	0	0
3:15	0	0	0	0	0	0	0	0	0	0	0	0	0	0
3:30	0	0	0	0	0	0	0	0	0	0	0	0	0	0
3:45	0	0	0	0	0	0	0	0	0	0	0	0	0	0
4:00	0	0	0	0	0	0	0	0	0	0	0	0	0	0
4:15	0	0	0	0	0	0	0	0	0	0	0	0	0	0
4:30	0	0	0	0	0	0	0	0	0	0	0	0	0	0
4:45	0	0	0	0	0	0	0	0	0	0	0	0	0	0
5:00	0	0	0	0	0	0	0	0	0	0	0	0	0	0
5:15	0	0	0	0	0	0	0	0	0	0	0	0	0	0
5:30	0	0	0	0	0	0	0	0	0	0	0	0	0	0
5:45	0	0	0	0	0	0	0	0	0	0	0	0	0	0
6:00	0	0	0	0	0	0	0	0	0	0	0	0	0	0
6:15	0	0	0	0	0	0	0	0	0	0	0	0	0	0
6:30	0	1	0	0	0	0	0	0	0	0	0	0	0	1
6:45	0	3	0	0	0	0	0	0	0	0	0	0	0	3
7:00	0	3	2	0	0	0	0	0	0	0	0	0	0	5
7:15	0	4	3	0	0	0	0	0	0	0	0	0	0	7
7:30	0	1	1	0	0	0	0	0	0	0	0	0	0	2
7:45	0	2	5	1	0	0	0	0	0	0	0	0	0	8
8:00	0	3	0	1	1	0	0	0	0	0	0	0	0	5
8:15	1	2	1	0	0	0	0	0	0	0	0	0	0	4
8:30	2	2	3	1	0	0	0	0	0	0	0	0	0	8
8:45	0	3	0	1	0	0	0	0	0	0	0	0	0	4
9:00	3	2	0	0	0	0	0	0	0	0	0	0	0	5
9:15	0	2	0	0	0	0	0	0	0	0	0	0	0	2
9:30	1	3	2	0	0	0	0	0	0	0	0	0	0	6
9:45	0	0	3	1	0	0	0	0	0	0	0	0	0	4
10:00	0	2	1	0	0	0	0	0	0	0	0	0	0	3
10:15	0	1	2	1	0	0	0	0	0	0	0	0	0	4
10:30	0	0	3	0	0	0	0	0	0	0	0	0	0	3
10:45	1	2	2	1	0	0	0	0	0	0	0	0	0	6
11:00	2	1	2	0	0	0	0	0	0	0	0	0	0	5
11:15	1	0	0	0	0	0	0	0	0	0	0	0	0	1
11:30	1	2	1	0	0	0	0	0	0	0	0	0	0	4
11:45	1	6	4	0	0	0	0	0	0	0	0	0	0	11
12:00 PM	1	0	0	0	0	0	0	0	0	0	0	0	0	1
12:15	1	2	3	0	0	0	0	0	0	0	0	0	0	6
12:30	1	1	5	0	0	0	0	0	0	0	0	0	0	7
12:45	1	5	0	0	0	0	0	0	0	0	0	0	0	6
13:00	1	2	1	0	0	0	0	0	0	0	0	0	0	4
13:15	0	2	0	0	0	0	0	0	0	0	0	0	0	2
13:30	2	3	0	0	1	0	0	0	0	0	0	0	0	6
13:45	0	0	0	0	0	0	0	0	0	0	0	0	0	0
14:00	1	3	1	0	0	0	0	0	0	0	0	0	0	5
14:15	1	2	3	1	0	0	0	0	0	0	0	0	0	7
14:30	1	8	1	0	0	0	0	0	0	0	0	0	0	10
14:45	0	3	1	0	0	0	0	0	0	0	0	0	0	4
15:00	2	3	1	1	0	0	0	0	0	0	0	0	0	7
15:15	0	4	1	0	0	0	0	0	0	0	0	0	0	5
15:30	1	3	1	0	0	0	0	0	0	0	0	0	0	5
15:45	2	3	7	1	0	0	0	0	0	0	0	0	0	13
16:00	1	3	4	0	0	0	0	0	0	0	0	0	0	8
16:15	1	3	1	1	0	0	0	0	0	0	0	0	0	6
16:30	1	2	0	0	0	0	0	0	0	0	0	0	0	3
16:45	0	4	3	0	0	0	0	0	0	0	0	0	0	7
17:00	1	1	1	0	1	0	0	0	0	0	0	0	0	4
17:15	2	1	3	0	0	0	0	0	0	0	0	0	0	6
17:30	2	5	1	1	0	0	0	0	0	0	0	0	0	9
17:45	0	3	2	0	0	0	0	0	0	0	0	0	0	5
18:00	1	0	1	0	0	0	0	0	0	0	0	0	0	2
18:15	1	4	2	0	0	0	0	0	0	0	0	0	0	7
18:30	1	3	1	0	0	0	0	0	0	0	0	0	0	5
18:45	0	2	1	1	0	0	0	0	0	0	0	0	0	4
19:00	0	2	2	0	0	0	0	0	0	0	0	0	0	4
19:15	0	2	1	0	0	0	0	0	0	0	0	0	0	3
19:30	0	4	0	0	0	0	0	0	0	0	0	0	0	4
19:45	0	2	1	0	0	0	0	0	0	0	0	0	0	3
20:00	0	1	0	1	0	0	0	0	0	0	0	0	0	2
20:15	1	0	0	0	0	0	0	0	0	0	0	0	0	1
20:30	1	2	0	0	0	0	0	0	0	0	0	0	0	3
20:45	0	0	0	0	0	0	0	0	0	0	0	0	0	0
21:00	1	1	2	1	0	0	0	0	0	0	0	0	0	5
21:15	0	2	0	0	0	0	0	0	0	0	0	0	0	2
21:30	1	1	0	0	0	0	0	0	0	0	0	0	0	2
21:45	0	1	1	0	0	0	0	0	0	0	0	0	0	2
22:00	0	1	0	0	0	0	0	0	0	0	0	0	0	1
22:15	0	1	0	0	0	0	0	0	0	0	0	0	0	1
22:30	0	0	1	0	0	0	0	0	0	0	0	0	0	1
22:45	0	0	0	0	0	0	0	0	0	0	0	0	0	0
23:00	0	0	0	0	0	0	0	0	0	0	0	0	0	0
23:15	0	0	0	0	0	0	0	0	0	0	0	0	0	0
23:30	0	0	0	0	0	0	0	0	0	0	0	0	0	0
23:45	0	0	0	0	0	0	0	0	0	0	0	0	0	0
Totals	43	141	83	15	3									290
% of Totals	15%	49%	30%	5%	1%									100%

AM Volumes	13	46	35	7	1	0	0	0	0	0	0	0	0	102
% AM	4%	16%	12%	2%	0%									35%
AM Peak Hour	8:15	6:30	11:45	7:45	7:15									7:45
Volume	6	11	12	3	1									25
PM Volumes	30	95	53	8	2	0	0	0	0	0	0	0	0	188
% PM	10%	33%	18%	3%	1%									65%
PM Peak Hour	15:00	14:30	15:15	14:15	12:45									15:30
Volume	5	18	13	2	1									32

Directional Peak Periods	AM 7-9			NOON 12-2			PM 4-6			Off Peak Volumes		
All Classes	Volume	⟷	%	Volume	⟷	%	Volume	⟷	%	Volume	⟷	%
	43	⟷	15%	32	⟷	11%	48	⟷	17%	167	⟷	58%

Street Name	Direction	Percentiles					
		15th	50th	Average	85th	95th	ADT
S Parish Pl	North Bound	16	20	20	24	27	360
S Parish Pl	South Bound	15	19	19	24	26	290

Prepared by National Data & Surveying Services

SPEED

S Parish Pl Bet. W Oak St & W Alameda Ave

Day: Wednesday
Date: 1/18/2023

City: Burbank
Project #: CA23_020030_012

Summary

Time	< 15	15 - 19	20 - 24	25 - 29	30 - 34	35 - 39	40 - 44	45 - 49	50 - 54	55 - 59	60 - 64	65 - 69	70 +	Total
0:00 AM	0	0	1	0	0	0	0	0	0	0	0	0	0	1
0:15	0	1	0	0	0	0	0	0	0	0	0	0	0	1
0:30	0	0	2	0	0	0	0	0	0	0	0	0	0	2
0:45	0	1	0	0	0	0	0	0	0	0	0	0	0	1
1:00	0	0	0	0	0	0	0	0	0	0	0	0	0	0
1:15	0	0	0	0	0	0	0	0	0	0	0	0	0	0
1:30	0	0	0	0	0	0	0	0	0	0	0	0	0	0
1:45	0	0	0	0	0	0	0	0	0	0	0	0	0	0
2:00	0	0	0	0	0	0	0	0	0	0	0	0	0	0
2:15	0	0	0	0	0	0	0	0	0	0	0	0	0	0
2:30	0	0	0	0	0	0	0	0	0	0	0	0	0	0
2:45	0	1	0	0	0	0	0	0	0	0	0	0	0	1
3:00	0	0	0	0	0	0	0	0	0	0	0	0	0	0
3:15	1	0	0	0	0	0	0	0	0	0	0	0	0	1
3:30	0	1	0	0	0	0	0	0	0	0	0	0	0	1
3:45	0	0	0	0	0	0	0	0	0	0	0	0	0	0
4:00	0	0	0	0	0	0	0	0	0	0	0	0	0	0
4:15	0	0	0	0	0	0	0	0	0	0	0	0	0	0
4:30	0	1	0	0	0	0	0	0	0	0	0	0	0	1
4:45	0	1	0	0	0	0	0	0	0	0	0	0	0	1
5:00	0	0	0	0	0	0	0	0	0	0	0	0	0	0
5:15	0	2	0	1	0	0	0	0	0	0	0	0	0	3
5:30	0	0	1	0	0	0	0	0	0	0	0	0	0	1
5:45	0	1	0	0	0	0	0	0	0	0	0	0	0	1
6:00	0	0	0	0	0	0	0	0	0	0	0	0	0	0
6:15	0	0	0	0	0	0	0	0	0	0	0	0	0	0
6:30	0	1	1	0	0	0	0	0	0	0	0	0	0	2
6:45	1	3	1	0	0	0	0	0	0	0	0	0	0	5
7:00	0	4	4	0	0	0	0	0	0	0	0	0	0	8
7:15	0	5	6	0	0	0	0	0	0	0	0	0	0	11
7:30	0	6	4	0	0	0	0	0	0	0	0	0	0	10
7:45	1	2	10	1	0	0	0	0	0	0	0	0	0	14
8:00	0	5	0	2	2	0	0	0	0	0	0	0	0	9
8:15	1	7	2	0	0	0	0	0	0	0	0	0	0	10
8:30	3	4	7	1	0	0	0	0	0	0	0	0	0	15
8:45	0	4	4	1	0	0	0	0	0	0	0	0	0	9
9:00	3	5	2	0	0	0	0	0	0	0	0	0	0	10
9:15	0	3	2	0	0	0	0	0	0	0	0	0	0	5
9:30	2	4	3	0	0	0	0	0	0	0	0	0	0	9
9:45	1	1	3	2	0	0	0	0	0	0	0	0	0	7
10:00	0	2	2	1	0	0	0	0	0	0	0	0	0	5
10:15	1	2	4	1	0	0	0	0	0	0	0	0	0	8
10:30	0	3	5	0	0	0	0	0	0	0	0	0	0	8
10:45	1	3	4	1	0	0	0	0	0	0	0	0	0	9
11:00	2	5	2	1	0	0	0	0	0	0	0	0	0	10
11:15	1	5	2	1	0	0	0	0	0	0	0	0	0	9
11:30	3	3	5	1	0	0	0	0	0	0	0	0	0	12
11:45	1	8	8	0	0	0	0	0	0	0	0	0	0	17
12:00 PM	1	0	5	1	0	0	0	0	0	0	0	0	0	7
12:15	2	7	4	0	0	0	0	0	0	0	0	0	0	13
12:30	1	2	8	0	0	0	0	0	0	0	0	0	0	11
12:45	2	10	1	0	0	0	0	0	0	0	0	0	0	13
13:00	3	7	3	0	0	0	0	0	0	0	0	0	0	13
13:15	1	5	3	1	0	0	0	0	0	0	0	0	0	10
13:30	2	3	1	1	1	0	0	0	0	0	0	0	0	8
13:45	0	2	6	0	0	0	0	0	0	0	0	0	0	8
14:00	1	6	4	2	0	0	0	0	0	0	0	0	0	13
14:15	6	9	5	1	0	0	0	0	0	0	0	0	0	21
14:30	1	10	4	0	0	0	0	0	0	0	0	0	0	15
14:45	1	6	4	0	0	0	0	0	0	0	0	0	0	11
15:00	4	7	2	1	0	0	0	0	0	0	0	0	0	14
15:15	0	8	8	1	0	0	0	0	0	0	0	0	0	17
15:30	1	6	4	2	0	0	0	0	0	0	0	0	0	13
15:45	2	6	11	1	1	0	0	0	0	0	0	0	0	21
16:00	2	6	6	0	1	0	0	0	0	0	0	0	0	15
16:15	1	4	4	1	0	0	0	0	0	0	0	0	0	10
16:30	3	5	3	0	0	0	0	0	0	0	0	0	0	11
16:45	1	7	4	0	0	0	0	0	0	0	0	0	0	12
17:00	2	3	3	0	1	0	0	0	0	0	0	0	0	9
17:15	3	3	8	0	0	0	0	0	0	0	0	0	0	14
17:30	4	10	5	2	0	0	0	0	0	0	0	0	0	21
17:45	0	6	6	0	0	0	0	0	0	0	0	0	0	12
18:00	1	1	3	0	0	0	0	0	0	0	0	0	0	5
18:15	3	5	5	0	0	0	0	0	0	0	0	0	0	13
18:30	2	6	4	1	0	0	0	0	0	0	0	0	0	13
18:45	0	5	4	1	0	0	0	0	0	0	0	0	0	10
19:00	0	3	5	0	0	0	0	0	0	0	0	0	0	8
19:15	0	5	2	0	0	0	0	0	0	0	0	0	0	7
19:30	0	7	2	0	0	0	0	0	0	0	0	0	0	9
19:45	0	4	3	0	1	0	0	0	0	0	0	0	0	8
20:00	0	4	1	1	0	0	0	0	0	0	0	0	0	6
20:15	1	0	0	0	0	0	0	0	0	0	0	0	0	1
20:30	1	4	1	1	0	0	0	0	0	0	0	0	0	7
20:45	0	0	2	0	0	0	0	0	0	0	0	0	0	2
21:00	1	4	3	1	0	0	0	0	0	0	0	0	0	9
21:15	0	4	0	0	1	0	0	0	0	0	0	0	0	5
21:30	1	1	1	0	0	0	0	0	0	0	0	0	0	3
21:45	0	1	3	0	0	0	0	0	0	0	0	0	0	4
22:00	0	2	0	0	0	0	0	0	0	0	0	0	0	2
22:15	0	2	0	1	0	0	0	0	0	0	0	0	0	3
22:30	0	1	2	0	0	0	0	0	0	0	0	0	0	3
22:45	0	1	0	0	0	0	0	0	0	0	0	0	0	1
23:00	0	1	0	0	0	0	0	0	0	0	0	0	0	1
23:15	0	0	0	0	0	0	0	0	0	0	0	0	0	0
23:30	0	0	0	0	0	0	0	0	0	0	0	0	0	0
23:45	0	1	0	0	0	0	0	0	0	0	0	0	0	1
Totals	76	294	233	34	8									650
% of Totals	12%	45%	37%	5%	1%									100%

AM Volumes	22	94	85	14	2	0	0	0	0	0	0	0	0	217
% AM	3%	14%	13%	2%	0%									33%
AM Peak Hour	8:15	11:00	11:45	7:45	7:15									11:30
Volume	7	21	25	4	2									49
PM Volumes	54	200	153	20	6	0	0	0	0	0	0	0	0	433
% PM	8%	31%	24%	3%	1%									67%
PM Peak Hour	14:15	14:15	15:15	15:00	15:15									15:15
Volume	12	32	29	5	2									66

Directional Peak Periods	AM 7-9			NOON 12-2			PM 4-6			Off Peak Volumes		
All Classes	Volume	⟷	%	Volume	⟷	%	Volume	⟷	%	Volume	⟷	%
	86	⟷	13%	83	⟷	13%	104	⟷	16%	377	⟷	58%

Street Name	Direction	Percentiles					
		15th	50th	Average	85th	95th	ADT
S Parish Pl	Summary	15	19	19	24	26	650

Prepared by National Data & Surveying Services

SPEED

S Parish Pl Bet. W Oak St & W Alameda Ave

Day: Wednesday
Date: 1/18/2023

City: Burbank
Project #: CA23_020030_012n

North Bound

Time	< 15	15 - 19	20 - 24	25 - 29	30 - 34	35 - 39	40 - 44	45 - 49	50 - 54	55 - 59	60 - 64	65 - 69	70 +	Total
0:00 AM	0	1	3	0	0	0	0	0	0	0	0	0	0	4
1:00	0	0	0	0	0	0	0	0	0	0	0	0	0	0
2:00	0	1	0	0	0	0	0	0	0	0	0	0	0	1
3:00	1	1	0	0	0	0	0	0	0	0	0	0	0	2
4:00	0	2	0	0	0	0	0	0	0	0	0	0	0	2
5:00	0	3	1	1	0	0	0	0	0	0	0	0	0	5
6:00	1	0	2	0	0	0	0	0	0	0	0	0	0	3
7:00	1	7	13	0	0	0	0	0	0	0	0	0	0	21
8:00	1	10	9	1	1	0	0	0	0	0	0	0	0	22
9:00	2	6	5	1	0	0	0	0	0	0	0	0	0	14
10:00	1	5	7	1	0	0	0	0	0	0	0	0	0	14
11:00	2	12	10	3	0	0	0	0	0	0	0	0	0	27
12:00 PM	2	11	10	1	0	0	0	0	0	0	0	0	0	24
13:00	3	10	12	2	0	0	0	0	0	0	0	0	0	27
14:00	6	15	11	2	0	0	0	0	0	0	0	0	0	34
15:00	2	14	15	3	1	0	0	0	0	0	0	0	0	35
16:00	4	10	9	0	1	0	0	0	0	0	0	0	0	24
17:00	4	12	15	1	0	0	0	0	0	0	0	0	0	32
18:00	3	8	11	1	0	0	0	0	0	0	0	0	0	23
19:00	0	9	8	0	1	0	0	0	0	0	0	0	0	18
20:00	0	5	4	1	0	0	0	0	0	0	0	0	0	10
21:00	0	5	4	0	1	0	0	0	0	0	0	0	0	10
22:00	0	4	1	1	0	0	0	0	0	0	0	0	0	6
23:00	0	2	0	0	0	0	0	0	0	0	0	0	0	2
Totals	33	153	150	19	5									360
% of Totals	9%	43%	42%	5%	1%									100%

AM Volumes	9	48	50	7	1	0	0	0	0	0	0	0	0	115
% AM	3%	13%	14%	2%	0%									32%
AM Peak Hour	9:00	11:00	7:00	11:00	8:00									11:00
Volume	2	12	13	3	1									27
PM Volumes	24	105	100	12	4	0	0	0	0	0	0	0	0	245
% PM	7%	29%	28%	3%	1%									68%
PM Peak Hour	14:00	14:00	15:00	15:00	15:00									15:00
Volume	6	15	15	3	1									35

Directional Peak Periods	AM 7-9			NOON 12-2			PM 4-6			Off Peak Volumes		
All Speeds	Volume		%	Volume		%	Volume		%	Volume		%
	43	↔	12%	51	↔	14%	56	↔	16%	210	↔	58%

Street Name	Direction	Percentiles					
		15th	50th	Average	85th	95th	ADT
S Parish Pl	North Bound	16	20	20	24	27	360
S Parish Pl	South Bound	15	19	19	24	26	290

Prepared by National Data & Surveying Services

SPEED

S Parish Pl Bet. W Oak St & W Alameda Ave

Day: Wednesday
Date: 1/18/2023

City: Burbank
Project #: CA23_020030_012s

South Bound

Time	< 15	15 - 19	20 - 24	25 - 29	30 - 34	35 - 39	40 - 44	45 - 49	50 - 54	55 - 59	60 - 64	65 - 69	70 +	Total
0:00 AM	0	1	0	0	0	0	0	0	0	0	0	0	0	1
1:00	0	0	0	0	0	0	0	0	0	0	0	0	0	0
2:00	0	0	0	0	0	0	0	0	0	0	0	0	0	0
3:00	0	0	0	0	0	0	0	0	0	0	0	0	0	0
4:00	0	0	0	0	0	0	0	0	0	0	0	0	0	0
5:00	0	0	0	0	0	0	0	0	0	0	0	0	0	0
6:00	0	4	0	0	0	0	0	0	0	0	0	0	0	4
7:00	0	10	11	1	0	0	0	0	0	0	0	0	0	22
8:00	3	10	4	3	1	0	0	0	0	0	0	0	0	21
9:00	4	7	5	1	0	0	0	0	0	0	0	0	0	17
10:00	1	5	8	2	0	0	0	0	0	0	0	0	0	16
11:00	5	9	7	0	0	0	0	0	0	0	0	0	0	21
12:00 PM	4	8	8	0	0	0	0	0	0	0	0	0	0	20
13:00	3	7	1	0	1	0	0	0	0	0	0	0	0	12
14:00	3	16	6	1	0	0	0	0	0	0	0	0	0	26
15:00	5	13	10	2	0	0	0	0	0	0	0	0	0	30
16:00	3	12	8	1	0	0	0	0	0	0	0	0	0	24
17:00	5	10	7	1	1	0	0	0	0	0	0	0	0	24
18:00	3	9	5	1	0	0	0	0	0	0	0	0	0	18
19:00	0	10	4	0	0	0	0	0	0	0	0	0	0	14
20:00	2	3	0	1	0	0	0	0	0	0	0	0	0	6
21:00	2	5	3	1	0	0	0	0	0	0	0	0	0	11
22:00	0	2	1	0	0	0	0	0	0	0	0	0	0	3
23:00	0	0	0	0	0	0	0	0	0	0	0	0	0	0
Totals	43	141	88	15	3									290
% of Totals	15%	49%	30%	5%	1%									100%

AM Volumes	13	46	35	7	1	0	0	0	0	0	0	0	0	102
% AM	4%	16%	12%	2%	0%									35%
AM Peak Hour	11:00	7:00	7:00	8:00	8:00									7:00
Volume	5	10	11	3	1									22
PM Volumes	30	95	53	8	2	0	0	0	0	0	0	0	0	188
% PM	10%	33%	18%	3%	1%									65%
PM Peak Hour	15:00	14:00	15:00	15:00	13:00									15:00
Volume	5	16	10	2	1									30

Directional Peak Periods	AM 7-9			NOON 12-2			PM 4-6			Off Peak Volumes		
All Speeds	Volume		%	Volume		%	Volume		%	Volume		%
	43	↔	15%	32	↔	11%	48	↔	17%	167	↔	58%

Street Name	Direction	Percentiles					
		15th	50th	Average	85th	95th	ADT
S Parish Pl	North Bound	16	20	20	24	27	360
S Parish Pl	South Bound	15	19	19	24	26	290

Prepared by National Data & Surveying Services

SPEED

S Parish Pl Bet. W Oak St & W Alameda Ave

Day: Wednesday
Date: 1/18/2023

City: Burbank
Project #: CA23_020030_012

Summary

Time	< 15	15 - 19	20 - 24	25 - 29	30 - 34	35 - 39	40 - 44	45 - 49	50 - 54	55 - 59	60 - 64	65 - 69	70 +	Total
0:00 AM	0	2	3	0	0	0	0	0	0	0	0	0	0	5
1:00	0	0	0	0	0	0	0	0	0	0	0	0	0	0
2:00	0	1	0	0	0	0	0	0	0	0	0	0	0	1
3:00	1	1	0	0	0	0	0	0	0	0	0	0	0	2
4:00	0	2	0	0	0	0	0	0	0	0	0	0	0	2
5:00	0	3	1	1	0	0	0	0	0	0	0	0	0	5
6:00	1	4	2	0	0	0	0	0	0	0	0	0	0	7
7:00	1	17	24	1	0	0	0	0	0	0	0	0	0	43
8:00	4	20	13	4	2	0	0	0	0	0	0	0	0	43
9:00	6	13	10	2	0	0	0	0	0	0	0	0	0	31
10:00	2	10	15	3	0	0	0	0	0	0	0	0	0	30
11:00	7	21	17	3	0	0	0	0	0	0	0	0	0	48
12:00 PM	6	19	18	1	0	0	0	0	0	0	0	0	0	44
13:00	6	17	13	2	1	0	0	0	0	0	0	0	0	39
14:00	9	31	17	3	0	0	0	0	0	0	0	0	0	60
15:00	7	27	25	5	1	0	0	0	0	0	0	0	0	65
16:00	7	22	17	1	1	0	0	0	0	0	0	0	0	48
17:00	9	22	22	2	1	0	0	0	0	0	0	0	0	56
18:00	6	17	16	2	0	0	0	0	0	0	0	0	0	41
19:00	0	19	12	0	1	0	0	0	0	0	0	0	0	32
20:00	2	8	4	2	0	0	0	0	0	0	0	0	0	16
21:00	2	10	7	1	1	0	0	0	0	0	0	0	0	21
22:00	0	6	2	1	0	0	0	0	0	0	0	0	0	9
23:00	0	2	0	0	0	0	0	0	0	0	0	0	0	2
Totals	76	294	238	34	8									650
% of Totals	12%	45%	37%	5%	1%									100%

AM Volumes	22	94	85	14	2	0	0	0	0	0	0	0	0	217
% AM	3%	14%	13%	2%	0%									33%
AM Peak Hour	11:00	11:00	7:00	8:00	8:00									11:00
Volume	7	21	24	4	2									48
PM Volumes	54	200	153	20	6	0	0	0	0	0	0	0	0	433
% PM	8%	31%	24%	3%	1%									67%
PM Peak Hour	14:00	14:00	15:00	15:00	13:00									15:00
Volume	9	31	25	5	1									65

Directional Peak Periods	AM 7-9			NOON 12-2			PM 4-6			Off Peak Volumes		
All Speeds	Volume	↔	%	Volume	↔	%	Volume	↔	%	Volume	↔	%
	86		13%	83		13%	104		16%	377		58%

Street Name	Direction	Percentiles					
		15th	50th	Average	85th	95th	ADT
S Parish Pl	Summary	15	19	19	24	26	650

Prepared by NDS/ATD

Prepared by National Data & Surveying Services

VOLUME

S Parish Pl Bet. W Oak St & W Alameda Ave

Day: Wednesday
Date: 1/18/2023

City: Burbank
Project #: CA23_020030_012

DAILY TOTALS	NB	SB	EB	WB	Total
	360	290	0	0	650

AM Period	NB		SB		EB	WB	TOTAL		PM Period	NB		SB		EB	WB	TOTAL	
0:00	1		0		0	0	1		12:00	6		1		0	0	7	
0:15	1		0		0	0	1		12:15	7		6		0	0	13	
0:30	2		0		0	0	2		12:30	4		7		0	0	11	
0:45	0	4	1	1	0	0	1	5	12:45	7	24	6	20	0	0	13	44
1:00	0		0		0	0			13:00	9		4		0	0	13	
1:15	0		0		0	0			13:15	8		2		0	0	10	
1:30	0		0		0	0			13:30	2		6		0	0	8	
1:45	0		0		0	0			13:45	8	27	0	12	0	0	8	39
2:00	0		0		0	0			14:00	8		5		0	0	13	
2:15	0		0		0	0			14:15	14		7		0	0	21	
2:30	0		0		0	0			14:30	5		10		0	0	15	
2:45	1	1	0		0	0	1	1	14:45	7	34	4	26	0	0	11	60
3:00	0		0		0	0			15:00	7		7		0	0	14	
3:15	1		0		0	0	1		15:15	12		5		0	0	17	
3:30	1		0		0	0	1		15:30	8		5		0	0	13	
3:45	0	2	0		0	0		2	15:45	8	35	13	30	0	0	21	65
4:00	0		0		0	0			16:00	7		8		0	0	15	
4:15	0		0		0	0			16:15	4		6		0	0	10	
4:30	1		0		0	0	1		16:30	8		3		0	0	11	
4:45	1	2	0		0	0	1	2	16:45	5	24	7	24	0	0	12	48
5:00	0		0		0	0			17:00	5		4		0	0	9	
5:15	3		0		0	0	3		17:15	8		6		0	0	14	
5:30	1		0		0	0	1		17:30	12		9		0	0	21	
5:45	1	5	0		0	0	1	5	17:45	7	32	5	24	0	0	12	56
6:00	0		0		0	0			18:00	3		2		0	0	5	
6:15	0		0		0	0			18:15	6		7		0	0	13	
6:30	1		1		0	0	2		18:30	8		5		0	0	13	
6:45	2	3	3	4	0	0	5	7	18:45	6	23	4	18	0	0	10	41
7:00	3		5		0	0	8		19:00	4		4		0	0	8	
7:15	4		7		0	0	11		19:15	4		3		0	0	7	
7:30	8		2		0	0	10		19:30	5		4		0	0	9	
7:45	6	21	8	22	0	0	14	43	19:45	5	18	3	14	0	0	8	32
8:00	4		5		0	0	9		20:00	4		2		0	0	6	
8:15	6		4		0	0	10		20:15	0		1		0	0	1	
8:30	7		8		0	0	15		20:30	4		3		0	0	7	
8:45	5	22	4	21	0	0	9	43	20:45	2	10	0	6	0	0	2	16
9:00	5		5		0	0	10		21:00	4		5		0	0	9	
9:15	3		2		0	0	5		21:15	3		2		0	0	5	
9:30	3		6		0	0	9		21:30	1		2		0	0	3	
9:45	3	14	4	17	0	0	7	31	21:45	2	10	2	11	0	0	4	21
10:00	2		3		0	0	5		22:00	1		1		0	0	2	
10:15	4		4		0	0	8		22:15	2		1		0	0	3	
10:30	5		3		0	0	8		22:30	2		1		0	0	3	
10:45	3	14	6	16	0	0	9	30	22:45	1	6	0	3	0	0	1	9
11:00	5		5		0	0	10		23:00	1		0		0	0	1	
11:15	8		1		0	0	9		23:15	0		0		0	0		
11:30	8		4		0	0	12		23:30	0		0		0	0		
11:45	6	27	11	21	0	0	17	48	23:45	1	2	0		0	0	1	2
TOTALS	115		102					217	TOTALS	245		188					433
SPLIT %	53.0%		47.0%					33.4%	SPLIT %	56.6%		43.4%					66.6%

DAILY TOTALS	NB	SB	EB	WB	Total
	360	290	0	0	650

AM Peak Hour	11:15	7:45			11:30	PM Peak Hour	13:45	15:30			15:15
AM Pk Volume	28	25			49	PM Pk Volume	35	32			66
Pk Hr Factor	0.875	0.781			0.721	Pk Hr Factor	0.625	0.615			0.786
7 - 9 Volume	43	43	0	0	86	4 - 6 Volume	56	48	0	0	104
7 - 9 Peak Hour	7:30	7:45			7:45	4 - 6 Peak Hour	17:00	16:45			16:45
7 - 9 Pk Volume	24	25	0	0	48	4 - 6 Pk Volume	32	26	0	0	56
Pk Hr Factor	0.750	0.781	0.000	0.000	0.800	Pk Hr Factor	0.667	0.722	0.000	0.000	0.667

Prepared by NDS/ATD

Project #: CA23_020030_012 **City:** Burbank

Location: S Parish Pl Bet. W Oak St & W Alameda Ave **Date:** 1/18/2023

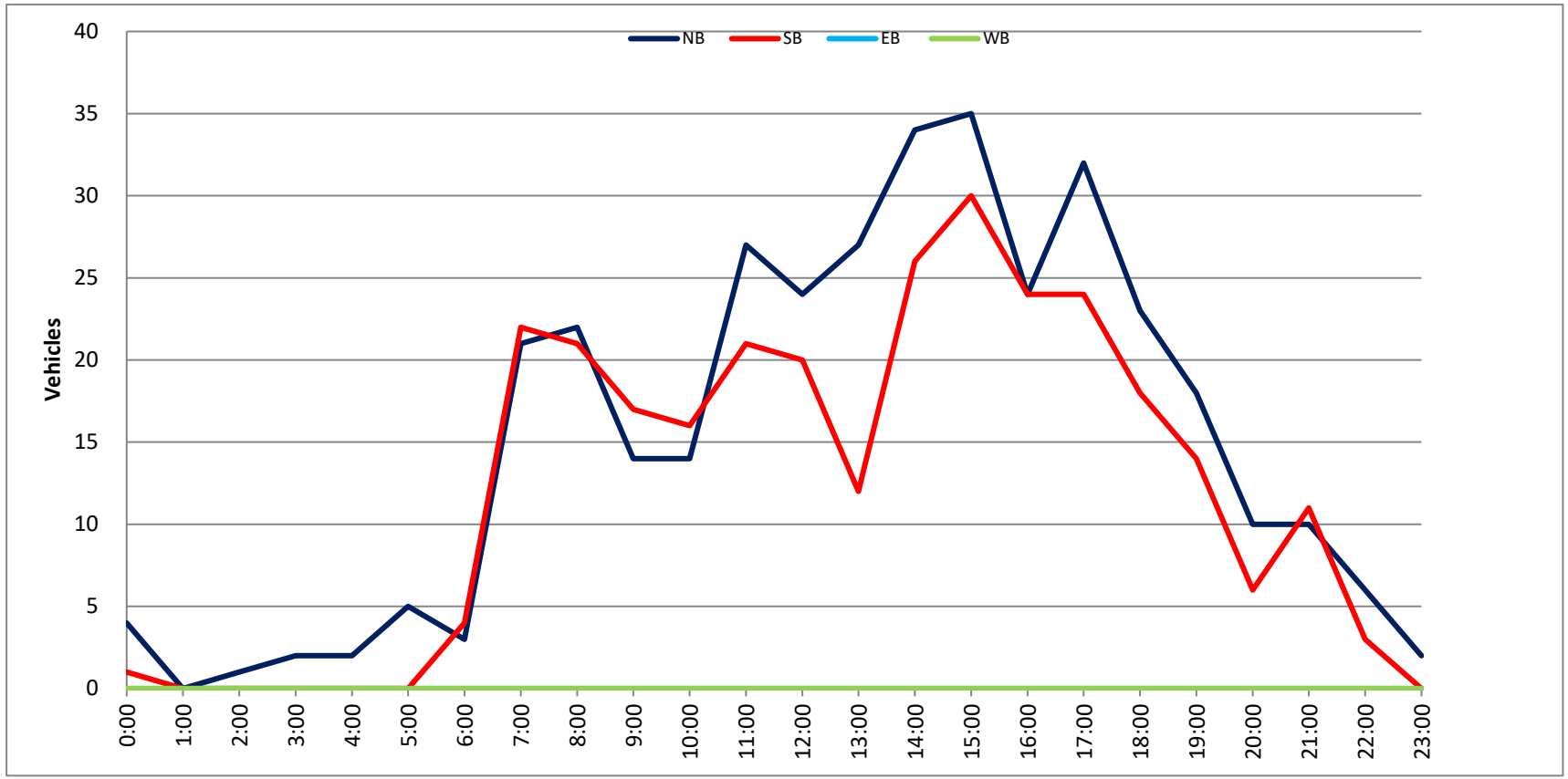

Prepared by National Data & Surveying Services

SPEED

S Parish Pl Bet. W Oak St & W Alameda Ave

Day: Thursday
Date: 1/19/2023

City: Burbank
Project #: CA23_020030_012n

North Bound

Time	< 15	15 - 19	20 - 24	25 - 29	30 - 34	35 - 39	40 - 44	45 - 49	50 - 54	55 - 59	60 - 64	65 - 69	70 +	Total
0:00 AM	1	0	0	0	0	0	0	0	0	0	0	0	0	1
0:15	0	0	0	0	0	0	0	0	0	0	0	0	0	0
0:30	0	0	1	0	0	0	0	0	0	0	0	0	0	1
0:45	0	0	0	0	0	0	0	0	0	0	0	0	0	0
1:00	0	0	0	0	0	0	0	0	0	0	0	0	0	0
1:15	0	0	0	0	0	0	0	0	0	0	0	0	0	0
1:30	0	1	0	0	0	0	0	0	0	0	0	0	0	1
1:45	0	0	0	0	0	0	0	0	0	0	0	0	0	0
2:00	0	0	1	0	0	0	0	0	0	0	0	0	0	1
2:15	0	0	0	0	0	0	0	0	0	0	0	0	0	0
2:30	0	0	0	0	0	0	0	0	0	0	0	0	0	0
2:45	0	0	0	0	0	0	0	0	0	0	0	0	0	0
3:00	0	0	0	0	0	0	0	0	0	0	0	0	0	0
3:15	0	0	1	0	0	0	0	0	0	0	0	0	0	1
3:30	0	0	0	0	1	0	0	0	0	0	0	0	0	1
3:45	0	1	0	0	0	0	0	0	0	0	0	0	0	1
4:00	0	0	0	0	0	0	0	0	0	0	0	0	0	0
4:15	0	1	0	0	0	0	0	0	0	0	0	0	0	1
4:30	0	0	1	0	0	0	0	0	0	0	0	0	0	1
4:45	0	0	0	0	0	0	0	0	0	0	0	0	0	0
5:00	0	0	1	1	0	0	0	0	0	0	0	0	0	2
5:15	0	0	0	0	0	0	0	0	0	0	0	0	0	0
5:30	0	1	1	0	0	0	0	0	0	0	0	0	0	2
5:45	0	1	0	0	0	0	0	0	0	0	0	0	0	1
6:00	0	1	0	0	0	0	0	0	0	0	0	0	0	1
6:15	0	0	0	0	0	0	0	0	0	0	0	0	0	0
6:30	1	1	1	0	0	0	0	0	0	0	0	0	0	3
6:45	0	0	0	0	0	0	0	0	0	0	0	0	0	0
7:00	0	2	0	1	0	0	0	0	0	0	0	0	0	3
7:15	0	2	0	0	0	0	0	0	0	0	0	0	0	2
7:30	2	0	4	0	0	0	0	0	0	0	0	0	0	6
7:45	1	2	0	0	0	0	0	0	0	0	0	0	0	3
8:00	2	2	4	1	0	0	0	0	0	0	0	0	0	9
8:15	0	1	1	0	0	0	0	0	0	0	0	0	0	2
8:30	0	2	1	0	0	0	0	0	0	0	0	0	0	3
8:45	0	2	0	0	0	0	0	0	0	0	0	0	0	2
9:00	1	3	3	2	0	0	0	0	0	0	0	0	0	9
9:15	1	1	3	0	0	0	0	0	0	0	0	0	0	5
9:30	1	0	3	0	0	0	0	0	0	0	0	0	0	4
9:45	1	2	2	0	0	0	0	0	0	0	0	0	0	5
10:00	1	2	0	1	0	0	0	0	0	0	0	0	0	4
10:15	0	1	0	0	0	0	0	0	0	0	0	0	0	1
10:30	1	1	1	0	0	0	0	0	0	0	0	0	0	3
10:45	0	3	3	1	0	0	0	0	0	0	0	0	0	7
11:00	1	2	2	0	0	0	0	0	0	0	0	0	0	5
11:15	2	1	0	1	0	0	0	0	0	0	0	0	0	4
11:30	0	1	1	0	0	0	0	0	0	0	0	0	0	2
11:45	1	6	3	0	0	0	0	0	0	0	0	0	0	10
12:00 PM	1	5	2	0	0	0	0	0	0	0	0	0	0	8
12:15	1	2	2	0	0	0	0	0	0	0	0	0	0	5
12:30	1	3	3	0	0	0	0	0	0	0	0	0	0	7
12:45	2	7	2	0	0	0	0	0	0	0	0	0	0	11
13:00	1	2	4	3	0	0	0	0	0	0	0	0	0	10
13:15	0	4	2	1	0	0	0	0	0	0	0	0	0	7
13:30	2	3	0	0	0	0	0	0	0	0	0	0	0	5
13:45	1	0	0	0	0	0	0	0	0	0	0	0	0	1
14:00	0	2	1	1	0	0	0	0	0	0	0	0	0	4
14:15	1	2	0	1	0	0	0	0	0	0	0	0	0	4
14:30	2	3	4	0	0	0	0	0	0	0	0	0	0	9
14:45	0	6	3	1	0	0	0	0	0	0	0	0	0	10
15:00	0	6	3	0	1	0	0	0	0	0	0	0	0	10
15:15	1	3	1	0	0	0	0	0	0	0	0	0	0	5
15:30	1	0	4	0	0	0	0	0	0	0	0	0	0	5
15:45	2	4	2	1	0	0	0	0	0	0	0	0	0	9
16:00	0	4	6	1	0	0	0	0	0	0	0	0	0	11
16:15	1	2	4	1	0	0	0	0	0	0	0	0	0	8
16:30	2	1	3	0	0	0	0	0	0	0	0	0	0	6
16:45	2	6	1	0	0	0	0	0	0	0	0	0	0	9
17:00	0	4	1	0	0	0	0	0	0	0	0	0	0	5
17:15	0	3	8	0	0	0	0	0	0	0	0	0	0	11
17:30	1	1	2	1	0	0	0	0	0	0	0	0	0	5
17:45	0	4	3	0	0	0	0	0	0	0	0	0	0	7
18:00	0	3	3	0	0	0	0	0	0	0	0	0	0	6
18:15	0	2	5	0	0	0	0	0	0	0	0	0	0	7
18:30	0	2	0	0	0	0	0	0	0	0	0	0	0	2
18:45	0	3	1	0	0	0	0	0	0	0	0	0	0	4
19:00	2	3	3	0	1	0	0	0	0	0	0	0	0	9
19:15	0	2	4	0	0	0	0	0	0	0	0	0	0	6
19:30	0	0	0	0	0	0	0	0	0	0	0	0	0	0
19:45	0	0	1	0	0	0	0	0	0	0	0	0	0	1
20:00	0	3	2	1	0	0	0	0	0	0	0	0	0	6
20:15	0	4	2	0	1	0	0	0	0	0	0	0	0	7
20:30	0	2	3	0	0	0	0	0	0	0	0	0	0	5
20:45	0	1	0	0	0	0	0	0	0	0	0	0	0	1
21:00	0	0	0	0	0	0	0	0	0	0	0	0	0	0
21:15	0	2	0	0	0	0	0	0	0	0	0	0	0	2
21:30	1	2	2	0	0	0	0	0	0	0	0	0	0	5
21:45	0	1	0	0	0	0	0	0	0	0	0	0	0	1
22:00	1	0	1	0	0	0	0	0	0	0	0	0	0	2
22:15	0	1	0	0	0	0	0	0	0	0	0	0	0	1
22:30	0	1	1	0	0	0	0	0	0	0	0	0	0	2
22:45	0	1	1	0	0	0	0	0	0	0	0	0	0	2
23:00	0	1	0	0	0	0	0	0	0	0	0	0	0	1
23:15	0	0	0	0	0	0	0	0	0	0	0	0	0	0
23:30	0	0	2	0	0	0	0	0	0	0	0	0	0	2
23:45	0	1	0	0	0	0	0	0	0	0	0	0	0	1
Totals	43	155	130	20	4									352
% of Totals	12%	44%	37%	6%	1%									100%

AM Volumes	17	43	38	8	1	0	0	0	0	0	0	0	0	107
% AM	5%	12%	11%	2%	0%									30%
AM Peak Hour	7:15	11:45	9:00	8:15	2:45									11:45
Volume	5	16	11	2	1									30
PM Volumes	26	112	92	12	3	0	0	0	0	0	0	0	0	245
% PM	7%	32%	26%	3%	1%									70%
PM Peak Hour	12:00	14:30	15:30	12:30	14:15									12:30
Volume	5	18	16	4	1									35

Directional Peak Periods	AM 7-9			NOON 12-2			PM 4-6			Off Peak Volumes		
All Classes	Volume	⟷	%	Volume	⟷	%	Volume	⟷	%	Volume	⟷	%
	30		9%	54		15%	62		18%	206		59%

Street Name	Direction	Percentiles					
		15th	50th	Average	85th	95th	ADT
S Parish Pl	North Bound	15	19	19	24	27	352
S Parish Pl	South Bound	15	19	19	23	25	277

Prepared by National Data & Surveying Services

SPEED

S Parish Pl Bet. W Oak St & W Alameda Ave

Day: Thursday
Date: 1/19/2023

City: Burbank
Project #: CA23_020030_012s

South Bound

Time	< 15	15 - 19	20 - 24	25 - 29	30 - 34	35 - 39	40 - 44	45 - 49	50 - 54	55 - 59	60 - 64	65 - 69	70 +	Total
0:00 AM	0	0	0	0	0	0	0	0	0	0	0	0	0	0
0:15	0	0	1	0	0	0	0	0	0	0	0	0	0	1
0:30	0	0	0	0	0	0	0	0	0	0	0	0	0	0
0:45	0	0	0	0	0	0	0	0	0	0	0	0	0	0
1:00	0	0	0	0	0	0	0	0	0	0	0	0	0	0
1:15	0	0	0	0	0	0	0	0	0	0	0	0	0	0
1:30	0	0	0	0	0	0	0	0	0	0	0	0	0	0
1:45	0	0	1	0	0	0	0	0	0	0	0	0	0	1
2:00	0	0	0	0	0	0	0	0	0	0	0	0	0	0
2:15	0	0	0	0	0	0	0	0	0	0	0	0	0	0
2:30	0	0	0	0	0	0	0	0	0	0	0	0	0	0
2:45	0	0	0	0	0	0	0	0	0	0	0	0	0	0
3:00	0	0	0	0	0	0	0	0	0	0	0	0	0	0
3:15	0	0	0	0	0	0	0	0	0	0	0	0	0	0
3:30	0	0	0	0	0	0	0	0	0	0	0	0	0	0
3:45	1	0	0	0	0	0	0	0	0	0	0	0	0	1
4:00	0	1	0	0	0	0	0	0	0	0	0	0	0	1
4:15	0	0	0	0	0	0	0	0	0	0	0	0	0	0
4:30	0	0	0	0	0	0	0	0	0	0	0	0	0	0
4:45	0	0	0	0	0	0	0	0	0	0	0	0	0	0
5:00	0	1	0	0	0	0	0	0	0	0	0	0	0	1
5:15	0	0	0	0	0	0	0	0	0	0	0	0	0	0
5:30	0	0	0	0	0	0	0	0	0	0	0	0	0	0
5:45	0	1	0	0	0	0	0	0	0	0	0	0	0	1
6:00	0	0	0	0	0	0	0	0	0	0	0	0	0	0
6:15	0	0	1	0	0	0	0	0	0	0	0	0	0	1
6:30	0	0	0	0	0	0	0	0	0	0	0	0	0	0
6:45	0	0	1	0	0	0	0	0	0	0	0	0	0	1
7:00	0	0	1	0	0	0	0	0	0	0	0	0	0	1
7:15	0	3	2	0	0	0	0	0	0	0	0	0	0	5
7:30	1	3	3	0	0	0	0	0	0	0	0	0	0	7
7:45	0	6	2	0	0	0	0	0	0	0	0	0	0	8
8:00	1	2	1	1	0	0	0	0	0	0	0	0	0	5
8:15	1	1	5	1	0	0	0	0	0	0	0	0	0	8
8:30	1	2	0	0	0	0	0	0	0	0	0	0	0	3
8:45	1	2	2	1	0	0	0	0	0	0	0	0	0	6
9:00	0	3	1	0	0	0	0	0	0	0	0	0	0	4
9:15	0	0	1	0	0	0	0	0	0	0	0	0	0	1
9:30	0	5	1	0	0	0	0	0	0	0	0	0	0	6
9:45	0	3	0	0	0	0	0	0	0	0	0	0	0	3
10:00	1	2	0	0	0	0	0	0	0	0	0	0	0	3
10:15	0	1	1	0	0	0	0	0	0	0	0	0	0	2
10:30	2	3	1	0	0	0	0	0	0	0	0	0	0	6
10:45	0	0	1	0	0	0	0	0	0	0	0	0	0	1
11:00	0	1	1	2	0	0	0	0	0	0	0	0	0	4
11:15	0	4	0	0	0	0	0	0	0	0	0	0	0	4
11:30	0	5	1	0	0	0	0	0	0	0	0	0	0	6
11:45	1	5	0	0	0	0	0	0	0	0	0	0	0	6
12:00 PM	0	2	0	0	0	0	0	0	0	0	0	0	0	2
12:15	2	1	1	1	0	0	0	0	0	0	0	0	0	5
12:30	1	3	0	0	0	0	0	0	0	0	0	0	0	4
12:45	1	5	1	0	0	0	0	0	0	0	0	0	0	7
13:00	0	0	2	1	0	0	0	0	0	0	0	0	0	3
13:15	0	1	1	0	0	0	0	0	0	0	0	0	0	2
13:30	1	0	2	0	0	0	0	0	0	0	0	0	0	3
13:45	3	0	1	0	0	0	0	0	0	0	0	0	0	4
14:00	0	3	1	0	0	0	0	0	0	0	0	0	0	4
14:15	0	4	1	0	0	0	0	0	0	0	0	0	0	5
14:30	1	2	4	0	0	0	0	0	0	0	0	0	0	7
14:45	0	1	1	0	1	0	0	0	0	0	0	0	0	3
15:00	0	3	1	0	0	0	0	0	0	0	0	0	0	4
15:15	0	3	1	0	0	0	0	0	0	0	0	0	0	4
15:30	0	7	3	0	0	0	0	0	0	0	0	0	0	10
15:45	0	6	7	1	1	0	0	0	0	0	0	0	0	15
16:00	0	1	3	0	0	0	0	0	0	0	0	0	0	4
16:15	0	3	1	1	0	0	0	0	0	0	0	0	0	5
16:30	4	3	3	0	0	0	0	0	0	0	0	0	0	10
16:45	2	2	4	0	0	0	0	0	0	0	0	0	0	8
17:00	0	4	2	0	0	0	0	0	0	0	0	0	0	6
17:15	0	2	0	0	0	0	0	0	0	0	0	0	0	2
17:30	1	2	2	0	0	0	0	0	0	0	0	0	0	5
17:45	1	2	1	1	0	0	0	0	0	0	0	0	0	5
18:00	1	1	3	0	0	0	0	0	0	0	0	0	0	5
18:15	0	4	0	0	0	0	0	0	0	0	0	0	0	4
18:30	0	3	3	0	0	0	0	0	0	0	0	0	0	6
18:45	1	1	1	0	0	0	0	0	0	0	0	0	0	3
19:00	1	2	0	0	0	0	0	0	0	0	0	0	0	3
19:15	0	3	0	0	0	0	0	0	0	0	0	0	0	3
19:30	0	1	0	0	0	0	0	0	0	0	0	0	0	1
19:45	0	1	2	0	0	0	0	0	0	0	0	0	0	3
20:00	0	2	1	0	0	0	0	0	0	0	0	0	0	3
20:15	0	2	0	0	0	0	0	0	0	0	0	0	0	2
20:30	0	2	1	0	0	0	0	0	0	0	0	0	0	3
20:45	0	3	2	0	0	0	0	0	0	0	0	0	0	5
21:00	1	1	1	0	0	0	0	0	0	0	0	0	0	3
21:15	0	2	0	1	0	0	0	0	0	0	0	0	0	3
21:30	0	0	0	0	0	0	0	0	0	0	0	0	0	0
21:45	0	1	1	0	0	0	0	0	0	0	0	0	0	2
22:00	0	0	0	0	0	0	0	0	0	0	0	0	0	0
22:15	0	0	1	0	0	0	0	0	0	0	0	0	0	1
22:30	0	0	0	0	0	0	0	0	0	0	0	0	0	0
22:45	0	0	0	0	0	0	0	0	0	0	0	0	0	0
23:00	0	0	0	0	0	0	0	0	0	0	0	0	0	0
23:15	0	1	0	0	0	0	0	0	0	0	0	0	0	1
23:30	0	1	0	1	0	0	0	0	0	0	0	0	0	2
23:45	0	0	0	0	0	0	0	0	0	0	0	0	0	0
Totals	31	145	87	12	2									277
% of Totals	11%	52%	31%	4%	1%									100%

AM Volumes	10	54	28	5	0	0	0	0	0	0	0	0	0	97
% AM	4%	19%	10%	2%										35%
AM Peak Hour	8:00	11:15	7:30	8:00										7:30
Volume	4	16	11	3										28
PM Volumes	21	91	59	7	2	0	0	0	0	0	0	0	0	180
% PM	8%	33%	21%	3%	1%									65%
PM Peak Hour	16:00	15:00	15:15	12:15	14:00									15:30
Volume	6	19	14	2	1									34

Directional Peak Periods	AM 7-9			NOON 12-2			PM 4-6			Off Peak Volumes		
All Classes	Volume	⟷	%	Volume	⟷	%	Volume	⟷	%	Volume	⟷	%
	43		16%	30		11%	45		16%	159		57%

Street Name	Direction	Percentiles					
		15th	50th	Average	85th	95th	ADT
S Parish Pl	North Bound	15	19	19	24	27	352
S Parish Pl	South Bound	15	19	19	23	25	277

Prepared by National Data & Surveying Services

SPEED

S Parish Pl Bet. W Oak St & W Alameda Ave

Day: Thursday
Date: 1/19/2023

City: Burbank
Project #: CA23_020030_012

Summary

Time	< 15	15 - 19	20 - 24	25 - 29	30 - 34	35 - 39	40 - 44	45 - 49	50 - 54	55 - 59	60 - 64	65 - 69	70 +	Total
0:00 AM	1	0	0	0	0	0	0	0	0	0	0	0	0	1
0:15	0	0	1	0	0	0	0	0	0	0	0	0	0	1
0:30	0	0	1	0	0	0	0	0	0	0	0	0	0	1
0:45	0	0	0	0	0	0	0	0	0	0	0	0	0	0
1:00	0	0	0	0	0	0	0	0	0	0	0	0	0	0
1:15	0	0	0	0	0	0	0	0	0	0	0	0	0	0
1:30	0	1	0	0	0	0	0	0	0	0	0	0	0	1
1:45	0	0	1	0	0	0	0	0	0	0	0	0	0	1
2:00	0	0	1	0	0	0	0	0	0	0	0	0	0	1
2:15	0	0	0	0	0	0	0	0	0	0	0	0	0	0
2:30	0	0	0	0	0	0	0	0	0	0	0	0	0	0
2:45	0	0	0	0	0	0	0	0	0	0	0	0	0	0
3:00	0	0	0	0	0	0	0	0	0	0	0	0	0	0
3:15	0	0	1	0	0	0	0	0	0	0	0	0	0	1
3:30	0	0	0	0	1	0	0	0	0	0	0	0	0	1
3:45	1	1	0	0	0	0	0	0	0	0	0	0	0	2
4:00	0	1	0	0	0	0	0	0	0	0	0	0	0	1
4:15	0	1	0	0	0	0	0	0	0	0	0	0	0	1
4:30	0	0	1	0	0	0	0	0	0	0	0	0	0	1
4:45	0	0	0	0	0	0	0	0	0	0	0	0	0	0
5:00	0	1	1	1	0	0	0	0	0	0	0	0	0	3
5:15	0	0	0	0	0	0	0	0	0	0	0	0	0	0
5:30	0	1	1	0	0	0	0	0	0	0	0	0	0	2
5:45	0	2	0	0	0	0	0	0	0	0	0	0	0	2
6:00	0	1	0	0	0	0	0	0	0	0	0	0	0	1
6:15	0	0	1	0	0	0	0	0	0	0	0	0	0	1
6:30	1	1	1	0	0	0	0	0	0	0	0	0	0	3
6:45	0	0	1	0	0	0	0	0	0	0	0	0	0	1
7:00	0	2	1	1	0	0	0	0	0	0	0	0	0	4
7:15	0	5	2	0	0	0	0	0	0	0	0	0	0	7
7:30	3	3	7	0	0	0	0	0	0	0	0	0	0	13
7:45	1	8	2	0	0	0	0	0	0	0	0	0	0	11
8:00	3	4	5	2	0	0	0	0	0	0	0	0	0	14
8:15	1	2	6	1	0	0	0	0	0	0	0	0	0	10
8:30	1	4	1	0	0	0	0	0	0	0	0	0	0	6
8:45	1	4	2	1	0	0	0	0	0	0	0	0	0	8
9:00	1	6	4	2	0	0	0	0	0	0	0	0	0	13
9:15	1	1	4	0	0	0	0	0	0	0	0	0	0	6
9:30	1	5	4	0	0	0	0	0	0	0	0	0	0	10
9:45	1	5	2	0	0	0	0	0	0	0	0	0	0	8
10:00	2	4	0	1	0	0	0	0	0	0	0	0	0	7
10:15	0	2	1	0	0	0	0	0	0	0	0	0	0	3
10:30	3	4	2	0	0	0	0	0	0	0	0	0	0	9
10:45	0	3	4	1	0	0	0	0	0	0	0	0	0	8
11:00	1	3	3	2	0	0	0	0	0	0	0	0	0	9
11:15	2	5	0	1	0	0	0	0	0	0	0	0	0	8
11:30	0	6	2	0	0	0	0	0	0	0	0	0	0	8
11:45	2	11	3	0	0	0	0	0	0	0	0	0	0	16
12:00 PM	1	7	2	0	0	0	0	0	0	0	0	0	0	10
12:15	3	3	3	1	0	0	0	0	0	0	0	0	0	10
12:30	2	6	3	0	0	0	0	0	0	0	0	0	0	11
12:45	3	12	3	0	0	0	0	0	0	0	0	0	0	18
13:00	1	2	6	4	0	0	0	0	0	0	0	0	0	13
13:15	0	5	3	1	0	0	0	0	0	0	0	0	0	9
13:30	3	3	2	0	0	0	0	0	0	0	0	0	0	8
13:45	4	0	1	0	0	0	0	0	0	0	0	0	0	5
14:00	0	5	2	1	0	0	0	0	0	0	0	0	0	8
14:15	1	6	1	1	0	0	0	0	0	0	0	0	0	9
14:30	3	5	8	0	0	0	0	0	0	0	0	0	0	16
14:45	0	7	4	1	1	0	0	0	0	0	0	0	0	13
15:00	0	9	4	0	1	0	0	0	0	0	0	0	0	14
15:15	1	6	2	0	0	0	0	0	0	0	0	0	0	9
15:30	1	7	7	0	0	0	0	0	0	0	0	0	0	15
15:45	2	10	9	2	1	0	0	0	0	0	0	0	0	24
16:00	0	5	9	1	0	0	0	0	0	0	0	0	0	15
16:15	1	5	5	2	0	0	0	0	0	0	0	0	0	13
16:30	6	4	6	0	0	0	0	0	0	0	0	0	0	16
16:45	4	8	5	0	0	0	0	0	0	0	0	0	0	17
17:00	0	8	3	0	0	0	0	0	0	0	0	0	0	11
17:15	0	5	8	0	0	0	0	0	0	0	0	0	0	13
17:30	2	3	4	1	0	0	0	0	0	0	0	0	0	10
17:45	1	6	4	1	0	0	0	0	0	0	0	0	0	12
18:00	1	4	6	0	0	0	0	0	0	0	0	0	0	11
18:15	0	6	5	0	0	0	0	0	0	0	0	0	0	11
18:30	0	5	3	0	0	0	0	0	0	0	0	0	0	8
18:45	1	4	2	0	0	0	0	0	0	0	0	0	0	7
19:00	3	5	3	0	1	0	0	0	0	0	0	0	0	12
19:15	0	5	4	0	0	0	0	0	0	0	0	0	0	9
19:30	0	1	0	0	0	0	0	0	0	0	0	0	0	1
19:45	0	1	3	0	0	0	0	0	0	0	0	0	0	4
20:00	0	5	3	1	0	0	0	0	0	0	0	0	0	9
20:15	0	6	2	0	1	0	0	0	0	0	0	0	0	9
20:30	0	4	4	0	0	0	0	0	0	0	0	0	0	8
20:45	0	4	2	0	0	0	0	0	0	0	0	0	0	6
21:00	1	1	1	0	0	0	0	0	0	0	0	0	0	3
21:15	0	4	0	1	0	0	0	0	0	0	0	0	0	5
21:30	1	2	2	0	0	0	0	0	0	0	0	0	0	5
21:45	0	2	1	0	0	0	0	0	0	0	0	0	0	3
22:00	1	0	1	0	0	0	0	0	0	0	0	0	0	2
22:15	0	1	1	0	0	0	0	0	0	0	0	0	0	2
22:30	0	1	1	0	0	0	0	0	0	0	0	0	0	2
22:45	0	1	1	0	0	0	0	0	0	0	0	0	0	2
23:00	0	1	0	0	0	0	0	0	0	0	0	0	0	1
23:15	0	1	0	0	0	0	0	0	0	0	0	0	0	1
23:30	0	1	2	1	0	0	0	0	0	0	0	0	0	4
23:45	0	1	0	0	0	0	0	0	0	0	0	0	0	1
Totals	74	300	217	32	6									629
% of Totals	12%	48%	34%	5%	1%									100%

AM Volumes	27	97	66	13	1	0	0	0	0	0	0	0	0	204
% AM	4%	15%	10%	2%	0%									32%
AM Peak Hour	7:30	11:15	7:30	8:00	2:45									7:30
Volume	8	29	20	4	1									48
PM Volumes	47	203	151	19	5	0	0	0	0	0	0	0	0	425
% PM	7%	32%	24%	3%	1%									68%
PM Peak Hour	16:00	15:00	15:30	12:15	14:15									15:45
Volume	11	32	30	5	2									68

Directional Peak Periods	AM 7-9			NOON 12-2			PM 4-6			Off Peak Volumes		
All Classes	Volume	⟷	%	Volume	⟷	%	Volume	⟷	%	Volume	⟷	%
	73		12%	84		13%	107		17%	365		58%

Street Name	Direction	Percentiles					
		15th	50th	Average	85th	95th	ADT
S Parish Pl	Summary	15	19	19	24	26	629

Prepared by National Data & Surveying Services

SPEED

S Parish Pl Bet. W Oak St & W Alameda Ave

Day: Thursday
Date: 1/19/2023

City: Burbank
Project #: CA23_020030_012n

North Bound

Time	< 15	15 - 19	20 - 24	25 - 29	30 - 34	35 - 39	40 - 44	45 - 49	50 - 54	55 - 59	60 - 64	65 - 69	70 +	Total
0:00 AM	1	0	1	0	0	0	0	0	0	0	0	0	0	2
1:00	0	1	0	0	0	0	0	0	0	0	0	0	0	1
2:00	0	0	1	0	0	0	0	0	0	0	0	0	0	1
3:00	0	1	1	0	1	0	0	0	0	0	0	0	0	3
4:00	0	1	1	0	0	0	0	0	0	0	0	0	0	2
5:00	0	2	2	1	0	0	0	0	0	0	0	0	0	5
6:00	1	2	1	0	0	0	0	0	0	0	0	0	0	4
7:00	3	6	4	1	0	0	0	0	0	0	0	0	0	14
8:00	2	7	6	1	0	0	0	0	0	0	0	0	0	16
9:00	4	6	11	2	0	0	0	0	0	0	0	0	0	23
10:00	2	7	4	2	0	0	0	0	0	0	0	0	0	15
11:00	4	10	6	1	0	0	0	0	0	0	0	0	0	21
12:00 PM	5	17	9	0	0	0	0	0	0	0	0	0	0	31
13:00	4	9	6	4	0	0	0	0	0	0	0	0	0	23
14:00	3	13	8	3	0	0	0	0	0	0	0	0	0	27
15:00	4	13	10	1	1	0	0	0	0	0	0	0	0	29
16:00	5	13	14	2	0	0	0	0	0	0	0	0	0	34
17:00	1	12	14	1	0	0	0	0	0	0	0	0	0	28
18:00	0	10	9	0	0	0	0	0	0	0	0	0	0	19
19:00	2	5	8	0	1	0	0	0	0	0	0	0	0	16
20:00	0	10	7	1	1	0	0	0	0	0	0	0	0	19
21:00	1	5	2	0	0	0	0	0	0	0	0	0	0	8
22:00	1	3	3	0	0	0	0	0	0	0	0	0	0	7
23:00	0	2	2	0	0	0	0	0	0	0	0	0	0	4
Totals	43	155	130	20	4									352
% of Totals	12%	44%	37%	6%	1%									100%

AM Volumes	17	43	38	8	1	0	0	0	0	0	0	0	0	107
% AM	5%	12%	11%	2%	0%									30%
AM Peak Hour	9:00	11:00	9:00	9:00	3:00									9:00
Volume	4	10	11	2	1									23
PM Volumes	26	112	92	12	3	0	0	0	0	0	0	0	0	245
% PM	7%	32%	26%	3%	1%									70%
PM Peak Hour	12:00	12:00	16:00	13:00	15:00									16:00
Volume	5	17	14	4	1									34

Directional Peak Periods	AM 7-9			NOON 12-2			PM 4-6			Off Peak Volumes		
All Speeds	Volume	↔	%	Volume	↔	%	Volume	↔	%	Volume	↔	%
	30		9%	54		15%	62		18%	206		59%

Street Name	Direction	Percentiles					
		15th	50th	Average	85th	95th	ADT
S Parish Pl	North Bound	15	19	19	24	27	352
S Parish Pl	South Bound	15	19	19	23	25	277

Prepared by National Data & Surveying Services

SPEED

S Parish Pl Bet. W Oak St & W Alameda Ave

Day: Thursday
Date: 1/19/2023

City: Burbank
Project #: CA23_020030_012s

South Bound

Time	< 15	15 - 19	20 - 24	25 - 29	30 - 34	35 - 39	40 - 44	45 - 49	50 - 54	55 - 59	60 - 64	65 - 69	70 +	Total
0:00 AM	0	0	1	0	0	0	0	0	0	0	0	0	0	1
1:00	0	0	1	0	0	0	0	0	0	0	0	0	0	1
2:00	0	0	0	0	0	0	0	0	0	0	0	0	0	0
3:00	1	0	0	0	0	0	0	0	0	0	0	0	0	1
4:00	0	1	0	0	0	0	0	0	0	0	0	0	0	1
5:00	0	2	0	0	0	0	0	0	0	0	0	0	0	2
6:00	0	0	2	0	0	0	0	0	0	0	0	0	0	2
7:00	1	12	8	0	0	0	0	0	0	0	0	0	0	21
8:00	4	7	8	3	0	0	0	0	0	0	0	0	0	22
9:00	0	11	3	0	0	0	0	0	0	0	0	0	0	14
10:00	3	6	3	0	0	0	0	0	0	0	0	0	0	12
11:00	1	15	2	2	0	0	0	0	0	0	0	0	0	20
12:00 PM	4	11	2	1	0	0	0	0	0	0	0	0	0	18
13:00	4	1	6	1	0	0	0	0	0	0	0	0	0	12
14:00	1	10	7	0	1	0	0	0	0	0	0	0	0	19
15:00	0	19	12	1	1	0	0	0	0	0	0	0	0	33
16:00	6	9	11	1	0	0	0	0	0	0	0	0	0	27
17:00	2	10	5	1	0	0	0	0	0	0	0	0	0	18
18:00	2	9	7	0	0	0	0	0	0	0	0	0	0	18
19:00	1	7	2	0	0	0	0	0	0	0	0	0	0	10
20:00	0	9	4	0	0	0	0	0	0	0	0	0	0	13
21:00	1	4	2	1	0	0	0	0	0	0	0	0	0	8
22:00	0	0	1	0	0	0	0	0	0	0	0	0	0	1
23:00	0	2	0	1	0	0	0	0	0	0	0	0	0	3
Totals	31	145	87	12	2									277
% of Totals	11%	52%	31%	4%	1%									100%

AM Volumes	10	54	28	5	0	0	0	0	0	0	0	0	0	97
% AM	4%	19%	10%	2%										35%
AM Peak Hour	8:00	11:00	7:00	8:00										8:00
Volume	4	15	8	3										22
PM Volumes	21	91	59	7	2	0	0	0	0	0	0	0	0	180
% PM	8%	33%	21%	3%	1%									65%
PM Peak Hour	16:00	15:00	15:00	12:00	14:00									15:00
Volume	6	19	12	1	1									33

Directional Peak Periods	AM 7-9			NOON 12-2			PM 4-6			Off Peak Volumes		
All Speeds	Volume	↔	%	Volume	↔	%	Volume	↔	%	Volume	↔	%
	43		16%	30		11%	45		16%	159		57%

Street Name	Direction	Percentiles					
		15th	50th	Average	85th	95th	ADT
S Parish Pl	North Bound	15	19	19	24	27	352
S Parish Pl	South Bound	15	19	19	23	25	277

Prepared by National Data & Surveying Services

SPEED

S Parish Pl Bet. W Oak St & W Alameda Ave

Day: Thursday
Date: 1/19/2023

City: Burbank
Project #: CA23_020030_012

Summary

Time	< 15	15 - 19	20 - 24	25 - 29	30 - 34	35 - 39	40 - 44	45 - 49	50 - 54	55 - 59	60 - 64	65 - 69	70 +	Total
0:00 AM	1	0	2	0	0	0	0	0	0	0	0	0	0	3
1:00	0	1	1	0	0	0	0	0	0	0	0	0	0	2
2:00	0	0	1	0	0	0	0	0	0	0	0	0	0	1
3:00	1	1	1	0	1	0	0	0	0	0	0	0	0	4
4:00	0	2	1	0	0	0	0	0	0	0	0	0	0	3
5:00	0	4	2	1	0	0	0	0	0	0	0	0	0	7
6:00	1	2	3	0	0	0	0	0	0	0	0	0	0	6
7:00	4	18	12	1	0	0	0	0	0	0	0	0	0	35
8:00	6	14	14	4	0	0	0	0	0	0	0	0	0	38
9:00	4	17	14	2	0	0	0	0	0	0	0	0	0	37
10:00	5	13	7	2	0	0	0	0	0	0	0	0	0	27
11:00	5	25	8	3	0	0	0	0	0	0	0	0	0	41
12:00 PM	9	28	11	1	0	0	0	0	0	0	0	0	0	49
13:00	8	10	12	5	0	0	0	0	0	0	0	0	0	35
14:00	4	23	15	3	1	0	0	0	0	0	0	0	0	46
15:00	4	32	22	2	2	0	0	0	0	0	0	0	0	62
16:00	11	22	25	3	0	0	0	0	0	0	0	0	0	61
17:00	3	22	19	2	0	0	0	0	0	0	0	0	0	46
18:00	2	19	16	0	0	0	0	0	0	0	0	0	0	37
19:00	3	12	10	0	1	0	0	0	0	0	0	0	0	26
20:00	0	19	11	1	1	0	0	0	0	0	0	0	0	32
21:00	2	9	4	1	0	0	0	0	0	0	0	0	0	16
22:00	1	3	4	0	0	0	0	0	0	0	0	0	0	8
23:00	0	4	2	1	0	0	0	0	0	0	0	0	0	7
Totals	74	300	217	32	6									629
% of Totals	12%	48%	34%	5%	1%									100%

AM Volumes	27	97	66	13	1	0	0	0	0	0	0	0	0	204
% AM	4%	15%	10%	2%	0%									32%
AM Peak Hour	8:00	11:00	8:00	8:00	3:00									11:00
Volume	6	25	14	4	1									41
PM Volumes	47	203	151	19	5	0	0	0	0	0	0	0	0	425
% PM	7%	32%	24%	3%	1%									68%
PM Peak Hour	16:00	15:00	16:00	13:00	15:00									15:00
Volume	11	32	25	5	2									62

Directional Peak Periods	AM 7-9			NOON 12-2			PM 4-6			Off Peak Volumes		
All Speeds	Volume		%	Volume		%	Volume		%	Volume		%
	73	↔	12%	84	↔	13%	107	↔	17%	365	↔	58%

Street Name	Direction	Percentiles					
		15th	50th	Average	85th	95th	ADT
S Parish Pl	Summary	15	19	19	24	26	629

Prepared by NDS/ATD

Prepared by National Data & Surveying Services

VOLUME

S Parish Pl Bet. W Oak St & W Alameda Ave

Day: Thursday
Date: 1/19/2023

City: Burbank
Project #: CA23_020030_012

DAILY TOTALS	NB	SB	EB	WB	Total
	352	277	0	0	629

AM Period	NB		SB		EB	WB	TOTAL		PM Period	NB		SB		EB	WB	TOTAL	
0:00	1		0		0	0	1		12:00	8		2		0	0	10	
0:15	0		1		0	0	1		12:15	5		5		0	0	10	
0:30	1		0		0	0	1		12:30	7		4		0	0	11	
0:45	0	2	0	1	0	0		3	12:45	11	31	7	18	0	0	18	49
1:00	0		0		0	0			13:00	10		3		0	0	13	
1:15	0		0		0	0			13:15	7		2		0	0	9	
1:30	1		0		0	0	1		13:30	5		3		0	0	8	
1:45	0	1	1	1	0	0	1	2	13:45	1	23	4	12	0	0	5	35
2:00	1		0		0	0	1		14:00	4		4		0	0	8	
2:15	0		0		0	0			14:15	4		5		0	0	9	
2:30	0		0		0	0			14:30	9		7		0	0	16	
2:45	0	1	0		0	0		1	14:45	10	27	3	19	0	0	13	46
3:00	0		0		0	0			15:00	10		4		0	0	14	
3:15	1		0		0	0	1		15:15	5		4		0	0	9	
3:30	1		0		0	0	1		15:30	5		10		0	0	15	
3:45	1	3	1	1	0	0	2	4	15:45	9	29	15	33	0	0	24	62
4:00	0		1		0	0	1		16:00	11		4		0	0	15	
4:15	1		0		0	0	1		16:15	8		5		0	0	13	
4:30	1		0		0	0	1		16:30	6		10		0	0	16	
4:45	0	2	0	1	0	0		3	16:45	9	34	8	27	0	0	17	61
5:00	2		1		0	0	3		17:00	5		6		0	0	11	
5:15	0		0		0	0			17:15	11		2		0	0	13	
5:30	2		0		0	0	2		17:30	5		5		0	0	10	
5:45	1	5	1	2	0	0	2	7	17:45	7	28	5	18	0	0	12	46
6:00	1		0		0	0	1		18:00	6		5		0	0	11	
6:15	0		1		0	0	1		18:15	7		4		0	0	11	
6:30	3		0		0	0	3		18:30	2		6		0	0	8	
6:45	0	4	1	2	0	0	1	6	18:45	4	19	3	18	0	0	7	37
7:00	3		1		0	0	4		19:00	9		3		0	0	12	
7:15	2		5		0	0	7		19:15	6		3		0	0	9	
7:30	6		7		0	0	13		19:30	0		1		0	0	1	
7:45	3	14	8	21	0	0	11	35	19:45	1	16	3	10	0	0	4	26
8:00	9		5		0	0	14		20:00	6		3		0	0	9	
8:15	2		8		0	0	10		20:15	7		2		0	0	9	
8:30	3		3		0	0	6		20:30	5		3		0	0	8	
8:45	2	16	6	22	0	0	8	38	20:45	1	19	5	13	0	0	6	32
9:00	9		4		0	0	13		21:00	0		3		0	0	3	
9:15	5		1		0	0	6		21:15	2		3		0	0	5	
9:30	4		6		0	0	10		21:30	5		0		0	0	5	
9:45	5	23	3	14	0	0	8	37	21:45	1	8	2	8	0	0	3	16
10:00	4		3		0	0	7		22:00	2		0		0	0	2	
10:15	1		2		0	0	3		22:15	1		1		0	0	2	
10:30	3		6		0	0	9		22:30	2		0		0	0	2	
10:45	7	15	1	12	0	0	8	27	22:45	2	7	0	1	0	0	2	8
11:00	5		4		0	0	9		23:00	1		0		0	0	1	
11:15	4		4		0	0	8		23:15	0		1		0	0	1	
11:30	2		6		0	0	8		23:30	2		2		0	0	4	
11:45	10	21	6	20	0	0	16	41	23:45	1	4	0	3	0	0	1	7
TOTALS		107		97				204	TOTALS		245		180				425
SPLIT %		52.5%		47.5%				32.4%	SPLIT %		57.6%		42.4%				67.6%

DAILY TOTALS	NB	SB	EB	WB	Total
	352	277	0	0	629

AM Peak Hour	11:45	7:30			7:30	PM Peak Hour	12:30	15:30			15:45
AM Pk Volume	30	28			48	PM Pk Volume	35	34			68
Pk Hr Factor	0.750	0.875			0.857	Pk Hr Factor	0.795	0.567			0.708
7 - 9 Volume	30	43	0	0	73	4 - 6 Volume	62	45	0	0	107
7 - 9 Peak Hour	7:15	7:30			7:30	4 - 6 Peak Hour	16:00	16:15			16:00
7 - 9 Pk Volume	20	28	0	0	48	4 - 6 Pk Volume	34	29	0	0	61
Pk Hr Factor	0.556	0.875	0.000	0.000	0.857	Pk Hr Factor	0.773	0.725	0.000	0.000	0.897

Prepared by NDS/ATD

Project #: CA23_020030_012 **City:** Burbank

Location: S Parish Pl Bet. W Oak St & W Alameda Ave **Date:** 1/19/2023

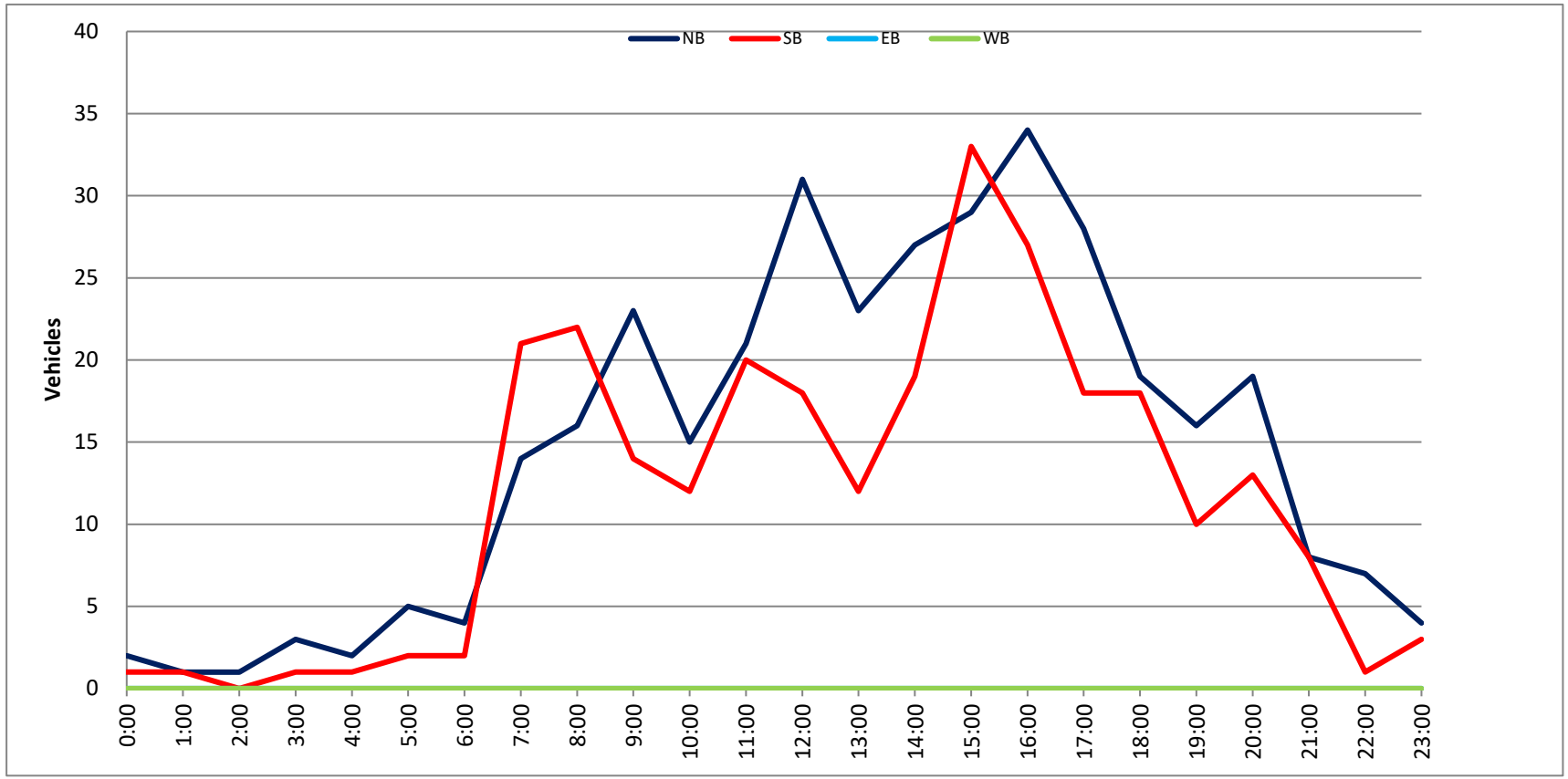

Prepared by National Data & Surveying Services

SPEED

S Parish Pl Bet. W Olive Ave & W Oak St

Day: Tuesday
Date: 1/17/2023

City: Burbank
Project #: CA23_020030_011n

North Bound

Time	< 15	15 - 19	20 - 24	25 - 29	30 - 34	35 - 39	40 - 44	45 - 49	50 - 54	55 - 59	60 - 64	65 - 69	70 +	Total
0:00 AM	0	0	0	1	0	0	0	0	0	0	0	0	0	1
0:15	0	0	0	0	0	0	0	0	0	0	0	0	0	0
0:30	0	0	1	0	1	0	0	0	0	0	0	0	0	2
0:45	0	0	0	0	0	0	0	0	0	0	0	0	0	0
1:00	0	0	0	0	0	0	0	0	0	0	0	0	0	0
1:15	0	0	0	0	0	0	0	0	0	0	0	0	0	0
1:30	0	0	0	1	0	0	0	0	0	0	0	0	0	1
1:45	0	0	1	0	0	0	0	0	0	0	0	0	0	1
2:00	0	0	0	0	0	0	0	0	0	0	0	0	0	0
2:15	0	0	0	0	0	0	0	0	0	0	0	0	0	0
2:30	0	0	0	0	0	0	0	0	0	0	0	0	0	0
2:45	0	0	0	0	0	0	0	0	0	0	0	0	0	0
3:00	0	0	0	0	0	0	0	0	0	0	0	0	0	0
3:15	0	0	0	0	0	0	0	0	0	0	0	0	0	0
3:30	0	0	0	0	0	0	0	0	0	0	0	0	0	0
3:45	0	0	0	0	0	0	0	0	0	0	0	0	0	0
4:00	0	0	0	0	0	0	0	0	0	0	0	0	0	0
4:15	0	0	0	0	0	0	0	0	0	0	0	0	0	0
4:30	0	0	0	0	0	0	0	0	0	0	0	0	0	0
4:45	0	1	0	0	0	0	0	0	0	0	0	0	0	1
5:00	0	0	0	0	0	0	0	0	0	0	0	0	0	0
5:15	0	0	0	0	0	0	0	0	0	0	0	0	0	0
5:30	0	1	0	0	0	0	0	0	0	0	0	0	0	1
5:45	0	0	0	0	0	0	0	0	0	0	0	0	0	0
6:00	0	0	0	1	0	0	0	0	0	0	0	0	0	1
6:15	0	0	0	1	0	0	0	0	0	0	0	0	0	1
6:30	0	0	0	0	0	0	0	0	0	0	0	0	0	0
6:45	0	1	1	2	0	0	0	0	0	0	0	0	0	4
7:00	1	0	0	0	0	0	0	0	0	0	0	0	0	1
7:15	0	2	5	1	0	0	0	0	0	0	0	0	0	8
7:30	1	0	1	1	0	0	0	0	0	0	0	0	0	3
7:45	0	1	4	5	0	0	0	0	0	0	0	0	0	10
8:00	1	1	9	3	1	1	0	0	0	0	0	0	0	16
8:15	1	2	2	0	1	0	0	0	0	0	0	0	0	6
8:30	0	1	3	2	0	0	0	0	0	0	0	0	0	6
8:45	1	8	0	1	1	0	0	0	0	0	0	0	0	11
9:00	1	0	3	1	0	0	0	0	0	0	0	0	0	5
9:15	1	1	3	0	0	0	0	0	0	0	0	0	0	5
9:30	1	0	6	0	0	0	0	0	0	0	0	0	0	7
9:45	0	0	4	1	0	0	0	0	0	0	0	0	0	5
10:00	0	2	6	4	0	0	0	0	0	0	0	0	0	12
10:15	2	1	1	1	1	0	0	0	0	0	0	0	0	6
10:30	1	1	1	2	2	0	0	0	0	0	0	0	0	7
10:45	0	0	2	2	0	0	0	0	0	0	0	0	0	4
11:00	1	3	6	4	0	0	0	0	0	0	0	0	0	14
11:15	2	0	5	6	1	0	0	0	0	0	0	0	0	14
11:30	2	3	2	1	0	0	0	0	0	0	0	0	0	8
11:45	1	4	5	5	0	0	0	0	0	0	0	0	0	15
12:00 PM	1	1	4	4	0	0	0	0	0	0	0	0	0	10
12:15	0	1	0	3	1	0	0	0	0	0	0	0	0	5
12:30	0	3	1	4	0	0	0	0	0	0	0	0	0	8
12:45	0	2	6	3	0	0	0	0	0	0	0	0	0	11
13:00	0	2	1	4	0	0	0	0	0	0	0	0	0	7
13:15	1	1	2	4	1	0	0	0	0	0	0	0	0	9
13:30	1	2	5	2	0	0	0	0	0	0	0	0	0	10
13:45	3	5	8	1	0	0	0	0	0	0	0	0	0	17
14:00	1	2	4	4	2	0	0	0	0	0	0	0	0	13
14:15	1	4	9	3	0	0	0	0	0	0	0	0	0	17
14:30	0	7	9	4	2	0	0	0	0	0	0	0	0	22
14:45	1	3	6	4	1	0	0	0	0	0	0	0	0	15
15:00	0	0	0	2	1	0	0	0	0	0	0	0	0	3
15:15	1	1	5	1	0	0	0	0	0	0	0	0	0	8
15:30	1	3	4	1	0	0	0	0	0	0	0	0	0	9
15:45	0	3	4	4	0	0	0	0	0	0	0	0	0	11
16:00	0	6	4	1	0	0	0	0	0	0	0	0	0	11
16:15	0	1	3	1	1	0	0	0	0	0	0	0	0	6
16:30	0	0	3	0	0	0	0	0	0	0	0	0	0	3
16:45	2	1	4	2	0	0	0	0	0	0	0	0	0	9
17:00	1	3	9	3	0	0	0	0	0	0	0	0	0	16
17:15	1	1	5	4	0	0	0	0	0	0	0	0	0	11
17:30	0	1	0	2	2	0	0	0	0	0	0	0	0	5
17:45	1	3	6	2	0	0	0	0	0	0	0	0	0	12
18:00	0	1	0	3	0	0	0	0	0	0	0	0	0	4
18:15	0	0	4	0	1	0	0	0	0	0	0	0	0	5
18:30	0	1	5	3	0	0	0	0	0	0	0	0	0	9
18:45	0	1	1	0	0	0	0	0	0	0	0	0	0	2
19:00	0	1	3	1	0	0	0	0	0	0	0	0	0	5
19:15	2	1	2	0	0	0	0	0	0	0	0	0	0	5
19:30	2	3	9	7	1	0	0	0	0	0	0	0	0	22
19:45	0	0	2	1	0	0	0	0	0	0	0	0	0	3
20:00	0	3	4	1	0	0	0	0	0	0	0	0	0	8
20:15	2	1	2	1	0	0	0	0	0	0	0	0	0	6
20:30	0	0	2	0	0	0	0	0	0	0	0	0	0	2
20:45	0	0	1	0	1	0	0	0	0	0	0	0	0	2
21:00	0	1	3	2	1	0	0	0	0	0	0	0	0	7
21:15	1	1	0	1	0	0	0	0	0	0	0	0	0	3
21:30	0	1	1	0	0	0	0	0	0	0	0	0	0	2
21:45	0	2	2	2	0	0	0	0	0	0	0	0	0	6
22:00	0	0	1	0	0	0	0	0	0	0	0	0	0	1
22:15	0	0	0	0	0	1	0	0	0	0	0	0	0	1
22:30	0	1	0	0	0	0	0	0	0	0	0	0	0	1
22:45	0	0	1	0	0	0	0	0	0	0	0	0	0	1
23:00	0	0	0	0	0	0	0	0	0	0	0	0	0	0
23:15	0	1	0	0	0	0	0	0	0	0	0	0	0	1
23:30	0	0	0	1	0	0	0	0	0	0	0	0	0	1
23:45	0	0	2	1	0	0	0	0	0	0	0	0	0	3
Totals	**40**	**108**	**213**	**133**	**21**	**2**								**524**
% of Totals	8%	21%	42%	25%	4%	0%								100%

AM Volumes	17	33	71	46	8	1	0	0	0	0	0	0	0	176
% AM	3%	6%	14%	9%	2%	0%								34%
AM Peak Hour	11:00	8:00	7:15	11:00	8:00	7:15								11:00
Volume	6	12	19	16	3	1								51
PM Volumes	23	75	142	87	13	1	0	0	0	0	0	0	0	348
% PM	4%	14%	28%	17%	3%	0%								66%
PM Peak Hour	13:15	13:45	13:45	12:30	14:00	21:30								13:45
Volume	6	18	30	15	5	1								69

Directional Peak Periods	AM 7-9			NOON 12-2			PM 4-6			Off Peak Volumes		
All Classes	Volume	⟷	%	Volume	⟷	%	Volume	⟷	%	Volume	⟷	%
	61		12%	77		15%	73		14%	313		60%

Street Name	Direction	Percentiles					
		15th	50th	Average	85th	95th	ADT
S Parish Pl	North Bound	17	23	22	28	30	524
S Parish Pl	South Bound	18	26	25	32	34	566

Prepared by National Data & Surveying Services

SPEED

S Parish Pl Bet. W Olive Ave & W Oak St

Day: Tuesday
Date: 1/17/2023

City: Burbank
Project #: CA23_020030_011s

South Bound

Time	< 15	15 - 19	20 - 24	25 - 29	30 - 34	35 - 39	40 - 44	45 - 49	50 - 54	55 - 59	60 - 64	65 - 69	70 +	Total
0:00 AM	0	0	0	0	0	0	0	0	0	0	0	0	0	0
0:15	0	0	0	0	0	0	0	0	0	0	0	0	0	0
0:30	0	0	0	0	0	0	0	0	0	0	0	0	0	0
0:45	0	0	0	0	0	0	0	0	0	0	0	0	0	0
1:00	0	0	0	0	0	0	0	0	0	0	0	0	0	0
1:15	0	0	0	0	0	0	0	0	0	0	0	0	0	0
1:30	0	0	0	0	0	0	0	0	0	0	0	0	0	0
1:45	0	0	0	0	0	0	0	0	0	0	0	0	0	0
2:00	0	0	0	0	0	0	0	0	0	0	0	0	0	0
2:15	0	0	0	0	1	0	0	0	0	0	0	0	0	1
2:30	0	0	0	0	0	0	0	0	0	0	0	0	0	0
2:45	0	0	0	0	1	0	0	0	0	0	0	0	0	1
3:00	0	0	0	0	0	0	0	0	0	0	0	0	0	0
3:15	0	0	0	0	0	0	0	0	0	0	0	0	0	0
3:30	0	0	0	0	0	0	0	0	0	0	0	0	0	0
3:45	0	0	0	1	0	0	0	0	0	0	0	0	0	1
4:00	0	0	0	0	0	0	0	0	0	0	0	0	0	0
4:15	0	0	0	0	0	0	0	0	0	0	0	0	0	0
4:30	0	0	0	0	0	0	0	0	0	0	0	0	0	0
4:45	0	0	0	0	0	0	0	0	0	0	0	0	0	0
5:00	0	0	0	0	0	0	0	0	0	0	0	0	0	0
5:15	0	0	0	0	0	0	0	0	0	0	0	0	0	0
5:30	0	0	0	0	0	0	0	0	0	0	0	0	0	0
5:45	0	0	0	0	0	0	0	0	0	0	0	0	0	0
6:00	0	0	0	0	0	0	0	0	0	0	0	0	0	0
6:15	0	0	0	0	0	0	0	0	0	0	0	0	0	0
6:30	0	1	0	0	0	0	0	0	0	0	0	0	0	1
6:45	0	1	1	0	0	0	0	0	0	0	0	0	0	2
7:00	0	0	1	3	0	1	0	0	0	0	0	0	0	5
7:15	0	1	1	1	0	0	0	0	0	0	0	0	0	3
7:30	0	0	1	4	1	0	1	0	0	0	0	0	0	7
7:45	0	1	1	2	1	3	0	0	0	0	0	0	0	8
8:00	1	0	2	0	3	0	0	0	0	0	0	0	0	6
8:15	3	1	2	5	1	0	0	0	0	0	0	0	0	12
8:30	2	0	0	4	5	0	0	0	0	0	0	0	0	11
8:45	3	1	2	2	2	0	0	0	0	0	0	0	0	10
9:00	3	0	3	4	3	0	0	0	0	0	0	0	0	13
9:15	0	1	1	4	0	0	0	0	0	0	0	0	0	6
9:30	1	1	1	2	1	0	0	0	0	0	0	0	0	6
9:45	0	2	1	3	0	0	0	0	0	0	0	0	0	6
10:00	0	0	3	4	3	0	0	0	0	0	0	0	0	10
10:15	2	2	3	4	1	0	0	0	0	0	0	0	0	12
10:30	0	1	2	1	1	1	0	0	0	0	0	0	0	6
10:45	2	1	3	2	0	0	0	0	0	0	0	0	0	8
11:00	3	1	3	4	0	0	0	0	0	0	0	0	0	11
11:15	0	1	5	6	0	1	0	0	0	0	0	0	0	13
11:30	0	1	3	5	2	0	0	0	0	0	0	0	0	11
11:45	0	2	3	6	0	0	0	0	0	0	0	0	0	11
12:00 PM	2	1	1	6	4	0	0	0	0	0	0	0	0	14
12:15	1	2	6	2	1	0	0	0	0	0	0	0	0	12
12:30	0	1	2	2	1	0	0	0	0	0	0	0	0	6
12:45	0	0	1	5	1	0	1	0	0	0	0	0	0	8
13:00	0	0	2	3	2	0	0	0	0	0	0	0	0	7
13:15	2	1	0	4	3	1	0	0	0	0	0	0	0	11
13:30	0	2	4	2	2	0	0	0	0	0	0	0	0	10
13:45	1	3	2	3	2	0	0	0	0	0	0	0	0	11
14:00	1	0	1	4	2	1	0	0	0	0	0	0	0	9
14:15	1	0	4	4	6	0	0	0	0	0	0	0	0	15
14:30	1	1	6	7	0	0	0	0	0	0	0	0	0	15
14:45	2	6	6	14	6	1	0	0	0	0	0	0	0	35
15:00	0	1	2	6	4	0	0	0	0	0	0	0	0	13
15:15	0	1	5	4	4	0	0	0	0	0	0	0	0	14
15:30	1	2	3	3	0	0	0	0	0	0	0	0	0	9
15:45	3	2	2	1	1	0	1	0	0	0	0	0	0	10
16:00	0	1	1	7	3	0	0	0	0	0	0	0	0	12
16:15	1	1	2	2	2	0	0	0	0	0	0	0	0	8
16:30	1	3	3	0	3	1	0	0	0	0	0	0	0	11
16:45	0	2	1	5	2	0	0	0	0	0	0	0	0	10
17:00	1	2	7	3	4	0	0	0	0	0	0	0	0	17
17:15	0	3	2	2	5	0	0	0	0	0	0	0	0	12
17:30	1	6	2	0	2	0	0	0	0	0	0	0	0	11
17:45	0	0	2	1	1	1	0	0	0	0	0	0	0	5
18:00	0	0	1	7	1	0	0	0	0	0	0	0	0	9
18:15	1	1	1	6	1	1	0	0	0	0	0	0	0	11
18:30	0	0	1	4	1	0	0	0	0	0	0	0	0	6
18:45	0	2	3	4	2	0	0	0	0	0	0	0	0	11
19:00	0	1	0	3	3	1	0	0	0	0	0	0	0	8
19:15	0	0	3	2	2	0	0	0	0	0	0	0	0	7
19:30	0	0	1	1	2	0	0	0	0	0	0	0	0	4
19:45	0	0	0	1	1	0	0	0	0	0	0	0	0	2
20:00	1	0	0	1	1	0	0	0	0	0	0	0	0	3
20:15	1	0	2	2	1	0	0	0	0	0	0	0	0	6
20:30	0	0	4	1	2	0	0	0	0	0	0	0	0	7
20:45	1	0	0	0	0	0	0	0	0	0	0	0	0	1
21:00	0	0	2	1	0	0	0	0	0	0	0	0	0	3
21:15	0	0	1	2	1	0	0	0	0	0	0	0	0	4
21:30	0	1	0	1	0	0	0	0	0	0	0	0	0	2
21:45	0	2	0	0	1	0	0	0	0	0	0	0	0	3
22:00	0	1	0	0	1	0	0	0	0	0	0	0	0	2
22:15	0	0	0	2	0	1	0	0	0	0	0	0	0	3
22:30	0	0	0	1	0	0	0	0	0	0	0	0	0	1
22:45	0	0	0	0	1	0	0	0	0	0	0	0	0	1
23:00	0	0	1	1	0	0	0	0	0	0	0	0	0	2
23:15	0	0	0	0	0	0	0	0	0	0	0	0	0	0
23:30	0	0	0	2	0	0	0	0	0	0	0	0	0	2
23:45	0	0	1	1	0	0	0	0	0	0	0	0	0	2
Totals	43	68	130	200	108	14	3							566
% of Totals	8%	12%	23%	35%	19%	2%	1%							100%

AM Volumes	20	19	42	67	26	6	1	0	0	0	0	0	0	181
% AM	4%	3%	7%	12%	5%	1%	0%							32%
AM Peak Hour	8:15	11:30	10:45	11:15	8:00	7:00	6:45							11:15
Volume	11	6	14	23	11	4	1							49
PM Volumes	23	49	88	133	82	8	2	0	0	0	0	0	0	385
% PM	4%	9%	16%	23%	14%	1%	0%							68%
PM Peak Hour	14:00	16:45	14:30	14:15	14:15	13:15	12:00							14:15
Volume	5	13	19	31	16	2	1							78

Directional Peak Periods	AM 7-9			NOON 12-2			PM 4-6			Off Peak Volumes		
All Classes	Volume	⟷	%	Volume	⟷	%	Volume	⟷	%	Volume	⟷	%
	62	⟷	11%	79	⟷	14%	86	⟷	15%	339	⟷	60%

Street Name	Direction	Percentiles					
		15th	50th	Average	85th	95th	ADT
S Parish Pl	North Bound	17	23	22	28	30	524
S Parish Pl	South Bound	18	26	25	32	34	566

Prepared by National Data & Surveying Services

SPEED

S Parish Pl Bet. W Olive Ave & W Oak St

Day: Tuesday
Date: 1/17/2023

City: Burbank
Project #: CA23_020030_011

Summary

Time	< 15	15 - 19	20 - 24	25 - 29	30 - 34	35 - 39	40 - 44	45 - 49	50 - 54	55 - 59	60 - 64	65 - 69	70 +	Total
0:00 AM	0	0	0	1	0	0	0	0	0	0	0	0	0	1
0:15	0	0	0	0	0	0	0	0	0	0	0	0	0	0
0:30	0	0	1	0	1	0	0	0	0	0	0	0	0	2
0:45	0	0	0	0	0	0	0	0	0	0	0	0	0	0
1:00	0	0	0	0	0	0	0	0	0	0	0	0	0	0
1:15	0	0	0	0	0	0	0	0	0	0	0	0	0	0
1:30	0	0	0	1	0	0	0	0	0	0	0	0	0	1
1:45	0	0	1	0	0	0	0	0	0	0	0	0	0	1
2:00	0	0	0	0	0	0	0	0	0	0	0	0	0	0
2:15	0	0	0	0	1	0	0	0	0	0	0	0	0	1
2:30	0	0	0	0	0	0	0	0	0	0	0	0	0	0
2:45	0	0	0	0	1	0	0	0	0	0	0	0	0	1
3:00	0	0	0	0	0	0	0	0	0	0	0	0	0	0
3:15	0	0	0	0	0	0	0	0	0	0	0	0	0	0
3:30	0	0	0	0	0	0	0	0	0	0	0	0	0	0
3:45	0	0	0	1	0	0	0	0	0	0	0	0	0	1
4:00	0	0	0	0	0	0	0	0	0	0	0	0	0	0
4:15	0	0	0	0	0	0	0	0	0	0	0	0	0	0
4:30	0	0	0	0	0	0	0	0	0	0	0	0	0	0
4:45	0	1	0	0	0	0	0	0	0	0	0	0	0	1
5:00	0	0	0	0	0	0	0	0	0	0	0	0	0	0
5:15	0	0	0	0	0	0	0	0	0	0	0	0	0	0
5:30	0	1	0	0	0	0	0	0	0	0	0	0	0	1
5:45	0	0	0	0	0	0	0	0	0	0	0	0	0	0
6:00	0	0	0	1	0	0	0	0	0	0	0	0	0	1
6:15	0	0	0	1	0	0	0	0	0	0	0	0	0	1
6:30	0	1	0	0	0	0	0	0	0	0	0	0	0	1
6:45	0	2	2	2	0	0	0	0	0	0	0	0	0	6
7:00	1	0	1	3	0	1	0	0	0	0	0	0	0	6
7:15	0	3	6	2	0	0	0	0	0	0	0	0	0	11
7:30	1	0	2	5	1	0	1	0	0	0	0	0	0	10
7:45	0	2	5	7	1	3	0	0	0	0	0	0	0	18
8:00	2	1	11	3	4	1	0	0	0	0	0	0	0	22
8:15	4	3	4	5	2	0	0	0	0	0	0	0	0	18
8:30	2	1	3	6	5	0	0	0	0	0	0	0	0	17
8:45	4	9	2	3	3	0	0	0	0	0	0	0	0	21
9:00	4	0	6	5	3	0	0	0	0	0	0	0	0	18
9:15	1	2	4	4	0	0	0	0	0	0	0	0	0	11
9:30	2	1	7	2	1	0	0	0	0	0	0	0	0	13
9:45	0	2	5	4	0	0	0	0	0	0	0	0	0	11
10:00	0	2	9	8	3	0	0	0	0	0	0	0	0	22
10:15	4	3	4	5	2	0	0	0	0	0	0	0	0	18
10:30	1	2	3	3	3	1	0	0	0	0	0	0	0	13
10:45	2	1	5	4	0	0	0	0	0	0	0	0	0	12
11:00	4	4	9	8	0	0	0	0	0	0	0	0	0	25
11:15	2	1	10	12	1	1	0	0	0	0	0	0	0	27
11:30	2	4	5	6	2	0	0	0	0	0	0	0	0	19
11:45	1	6	8	11	0	0	0	0	0	0	0	0	0	26
12:00 PM	3	2	5	10	4	0	0	0	0	0	0	0	0	24
12:15	1	3	6	5	2	0	0	0	0	0	0	0	0	17
12:30	0	4	3	6	1	0	0	0	0	0	0	0	0	14
12:45	0	2	7	8	1	0	1	0	0	0	0	0	0	19
13:00	0	2	3	7	2	0	0	0	0	0	0	0	0	14
13:15	3	2	2	8	4	1	0	0	0	0	0	0	0	20
13:30	1	4	9	4	2	0	0	0	0	0	0	0	0	20
13:45	4	8	10	4	2	0	0	0	0	0	0	0	0	28
14:00	2	2	5	8	4	1	0	0	0	0	0	0	0	22
14:15	2	4	13	7	6	0	0	0	0	0	0	0	0	32
14:30	1	8	15	11	2	0	0	0	0	0	0	0	0	37
14:45	3	9	12	18	7	1	0	0	0	0	0	0	0	50
15:00	0	1	2	8	5	0	0	0	0	0	0	0	0	16
15:15	1	2	10	5	4	0	0	0	0	0	0	0	0	22
15:30	2	5	7	4	0	0	0	0	0	0	0	0	0	18
15:45	3	5	6	5	1	0	1	0	0	0	0	0	0	21
16:00	0	7	5	8	3	0	0	0	0	0	0	0	0	23
16:15	1	2	5	3	3	0	0	0	0	0	0	0	0	14
16:30	1	3	6	0	3	1	0	0	0	0	0	0	0	14
16:45	2	3	5	7	2	0	0	0	0	0	0	0	0	19
17:00	2	5	16	6	4	0	0	0	0	0	0	0	0	33
17:15	1	4	7	6	5	0	0	0	0	0	0	0	0	23
17:30	1	7	2	2	4	0	0	0	0	0	0	0	0	16
17:45	1	3	8	3	1	1	0	0	0	0	0	0	0	17
18:00	0	1	1	10	1	0	0	0	0	0	0	0	0	13
18:15	1	1	5	6	2	1	0	0	0	0	0	0	0	16
18:30	0	1	6	7	1	0	0	0	0	0	0	0	0	15
18:45	0	3	4	4	2	0	0	0	0	0	0	0	0	13
19:00	0	2	3	4	3	1	0	0	0	0	0	0	0	13
19:15	2	1	5	2	2	0	0	0	0	0	0	0	0	12
19:30	2	3	10	8	3	0	0	0	0	0	0	0	0	26
19:45	0	0	2	2	1	0	0	0	0	0	0	0	0	5
20:00	1	3	4	2	1	0	0	0	0	0	0	0	0	11
20:15	3	1	4	3	1	0	0	0	0	0	0	0	0	12
20:30	0	0	6	1	2	0	0	0	0	0	0	0	0	9
20:45	1	0	1	0	1	0	0	0	0	0	0	0	0	3
21:00	0	1	5	3	1	0	0	0	0	0	0	0	0	10
21:15	1	1	1	3	1	0	0	0	0	0	0	0	0	7
21:30	0	2	1	1	0	0	0	0	0	0	0	0	0	4
21:45	0	4	2	2	1	0	0	0	0	0	0	0	0	9
22:00	0	1	1	0	1	0	0	0	0	0	0	0	0	3
22:15	0	0	0	2	0	2	0	0	0	0	0	0	0	4
22:30	0	1	0	1	0	0	0	0	0	0	0	0	0	2
22:45	0	0	1	0	1	0	0	0	0	0	0	0	0	2
23:00	0	0	1	1	0	0	0	0	0	0	0	0	0	2
23:15	0	1	0	0	0	0	0	0	0	0	0	0	0	1
23:30	0	0	0	3	0	0	0	0	0	0	0	0	0	3
23:45	0	0	3	2	0	0	0	0	0	0	0	0	0	5
Totals	83	176	343	333	131	16	3							1090
% of Totals	8%	16%	32%	31%	12%	1%	0%							100%

AM Volumes	37	52	113	113	34	7	1	0	0	0	0	0	0	357
% AM	3%	5%	10%	10%	3%	1%	0%							33%
AM Peak Hour	8:15	11:00	11:00	11:15	8:00	7:00	6:45							11:00
Volume	14	15	32	39	14	4	1							97
PM Volumes	46	124	235	220	97	9	2	0	0	0	0	0	0	733
% PM	4%	11%	22%	20%	9%	1%	0%							67%
PM Peak Hour	13:15	14:00	14:00	14:00	14:15	13:15	12:00							14:00
Volume	10	23	45	44	20	2	1							141

Directional Peak Periods	AM 7-9			NOON 12-2			PM 4-6			Off Peak Volumes		
All Classes	Volume	⟷	%	Volume	⟷	%	Volume	⟷	%	Volume	⟷	%
	123		11%	156		14%	159		15%	652		60%

Street Name	Direction	Percentiles					
		15th	50th	Average	85th	95th	ADT
S Parish Pl	Summary	17	24	24	30	34	1090

Prepared by National Data & Surveying Services

SPEED

S Parish Pl Bet. W Olive Ave & W Oak St

Day: Tuesday
Date: 1/17/2023

City: Burbank
Project #: CA23_020030_011n

North Bound

Time	< 15	15 - 19	20 - 24	25 - 29	30 - 34	35 - 39	40 - 44	45 - 49	50 - 54	55 - 59	60 - 64	65 - 69	70 +	Total
0:00 AM	0	0	1	1	1	0	0	0	0	0	0	0	0	3
1:00	0	0	1	1	0	0	0	0	0	0	0	0	0	2
2:00	0	0	0	0	0	0	0	0	0	0	0	0	0	0
3:00	0	0	0	0	0	0	0	0	0	0	0	0	0	0
4:00	0	1	0	0	0	0	0	0	0	0	0	0	0	1
5:00	0	1	0	0	0	0	0	0	0	0	0	0	0	1
6:00	0	1	1	4	0	0	0	0	0	0	0	0	0	6
7:00	2	3	10	7	0	0	0	0	0	0	0	0	0	22
8:00	3	12	14	6	3	1	0	0	0	0	0	0	0	39
9:00	3	1	16	2	0	0	0	0	0	0	0	0	0	22
10:00	3	4	10	9	3	0	0	0	0	0	0	0	0	29
11:00	6	10	18	16	1	0	0	0	0	0	0	0	0	51
12:00 PM	1	7	11	14	1	0	0	0	0	0	0	0	0	34
13:00	5	10	16	11	1	0	0	0	0	0	0	0	0	43
14:00	3	16	28	15	5	0	0	0	0	0	0	0	0	67
15:00	2	7	13	8	1	0	0	0	0	0	0	0	0	31
16:00	2	8	14	4	1	0	0	0	0	0	0	0	0	29
17:00	3	8	20	11	2	0	0	0	0	0	0	0	0	44
18:00	0	3	10	6	1	0	0	0	0	0	0	0	0	20
19:00	4	5	16	9	1	0	0	0	0	0	0	0	0	35
20:00	2	4	9	2	1	0	0	0	0	0	0	0	0	18
21:00	1	5	6	5	1	0	0	0	0	0	0	0	0	18
22:00	0	1	2	0	0	1	0	0	0	0	0	0	0	4
23:00	0	1	2	2	0	0	0	0	0	0	0	0	0	5
Totals	40	108	218	133	23	2								524
% of Totals	8%	21%	42%	25%	4%	0%								100%

AM Volumes	17	33	71	46	8	1	0	0	0	0	0	0	0	176
% AM	3%	6%	14%	9%	2%	0%								34%
AM Peak Hour	11:00	8:00	11:00	11:00	8:00	8:00								11:00
Volume	6	12	18	16	3	1								51
PM Volumes	23	75	147	87	15	1	0	0	0	0	0	0	0	348
% PM	4%	14%	28%	17%	3%	0%								66%
PM Peak Hour	13:00	14:00	14:00	14:00	14:00	22:00								14:00
Volume	5	16	28	15	5	1								67

Directional Peak Periods	AM 7-9			NOON 12-2			PM 4-6			Off Peak Volumes		
All Speeds	Volume		%	Volume		%	Volume		%	Volume		%
	61	↔	12%	77	↔	15%	73	↔	14%	313	↔	60%

Street Name	Direction	Percentiles					
		15th	50th	Average	85th	95th	ADT
S Parish Pl	North Bound	17	23	22	28	30	524
S Parish Pl	South Bound	18	26	25	32	34	566

Prepared by National Data & Surveying Services

SPEED

S Parish Pl Bet. W Olive Ave & W Oak St

Day: Tuesday
Date: 1/17/2023

City: Burbank
Project #: CA23_020030_011s

South Bound

Time	< 15	15 - 19	20 - 24	25 - 29	30 - 34	35 - 39	40 - 44	45 - 49	50 - 54	55 - 59	60 - 64	65 - 69	70 +	Total
0:00 AM	0	0	0	0	0	0	0	0	0	0	0	0	0	0
1:00	0	0	0	0	0	0	0	0	0	0	0	0	0	0
2:00	0	0	0	0	2	0	0	0	0	0	0	0	0	2
3:00	0	0	0	1	0	0	0	0	0	0	0	0	0	1
4:00	0	0	0	0	0	0	0	0	0	0	0	0	0	0
5:00	0	0	0	0	0	0	0	0	0	0	0	0	0	0
6:00	0	2	1	0	0	0	0	0	0	0	0	0	0	3
7:00	0	2	4	10	2	4	1	0	0	0	0	0	0	23
8:00	9	2	6	11	11	0	0	0	0	0	0	0	0	39
9:00	4	4	6	13	4	0	0	0	0	0	0	0	0	31
10:00	4	4	11	11	5	1	0	0	0	0	0	0	0	36
11:00	3	5	14	21	2	1	0	0	0	0	0	0	0	46
12:00 PM	3	4	10	15	7	0	1	0	0	0	0	0	0	40
13:00	3	6	8	12	9	1	0	0	0	0	0	0	0	39
14:00	5	7	17	29	14	2	0	0	0	0	0	0	0	74
15:00	4	6	12	14	9	0	1	0	0	0	0	0	0	46
16:00	2	7	7	14	10	1	0	0	0	0	0	0	0	41
17:00	2	11	13	6	12	1	0	0	0	0	0	0	0	45
18:00	1	3	6	21	5	1	0	0	0	0	0	0	0	37
19:00	0	1	4	7	8	1	0	0	0	0	0	0	0	21
20:00	3	0	6	4	4	0	0	0	0	0	0	0	0	17
21:00	0	3	3	4	2	0	0	0	0	0	0	0	0	12
22:00	0	1	0	3	2	1	0	0	0	0	0	0	0	7
23:00	0	0	2	4	0	0	0	0	0	0	0	0	0	6
Totals	43	68	130	200	108	14	3							566
% of Totals	8%	12%	23%	35%	19%	2%	1%							100%

AM Volumes	20	19	42	67	26	6	1	0	0	0	0	0	0	181
% AM	4%	3%	7%	12%	5%	1%	0%							32%
AM Peak Hour	8:00	11:00	11:00	11:00	8:00	7:00	7:00							11:00
Volume	9	5	14	21	11	4	1							46
PM Volumes	23	49	88	133	82	8	2	0	0	0	0	0	0	385
% PM	4%	9%	16%	23%	14%	1%	0%							68%
PM Peak Hour	14:00	17:00	14:00	14:00	14:00	14:00	12:00							14:00
Volume	5	11	17	29	14	2	1							74

Directional Peak Periods	AM 7-9			NOON 12-2			PM 4-6			Off Peak Volumes		
All Speeds	Volume		%	Volume		%	Volume		%	Volume		%
	62	↔	11%	79	↔	14%	86	↔	15%	339	↔	60%

Street Name	Direction	Percentiles					
		15th	50th	Average	85th	95th	ADT
S Parish Pl	North Bound	17	23	22	28	30	524
S Parish Pl	South Bound	18	26	25	32	34	566

Prepared by National Data & Surveying Services

SPEED

S Parish Pl Bet. W Olive Ave & W Oak St

Day: Tuesday
Date: 1/17/2023

City: Burbank
Project #: CA23_020030_011

Summary

Time	< 15	15 - 19	20 - 24	25 - 29	30 - 34	35 - 39	40 - 44	45 - 49	50 - 54	55 - 59	60 - 64	65 - 69	70 +	Total
0:00 AM	0	0	1	1	1	0	0	0	0	0	0	0	0	3
1:00	0	0	1	1	0	0	0	0	0	0	0	0	0	2
2:00	0	0	0	0	2	0	0	0	0	0	0	0	0	2
3:00	0	0	0	1	0	0	0	0	0	0	0	0	0	1
4:00	0	1	0	0	0	0	0	0	0	0	0	0	0	1
5:00	0	1	0	0	0	0	0	0	0	0	0	0	0	1
6:00	0	3	2	4	0	0	0	0	0	0	0	0	0	9
7:00	2	5	14	17	2	4	1	0	0	0	0	0	0	45
8:00	12	14	20	17	14	1	0	0	0	0	0	0	0	78
9:00	7	5	22	15	4	0	0	0	0	0	0	0	0	53
10:00	7	8	21	20	8	1	0	0	0	0	0	0	0	65
11:00	9	15	32	37	3	1	0	0	0	0	0	0	0	97
12:00 PM	4	11	21	29	8	0	1	0	0	0	0	0	0	74
13:00	8	16	24	23	10	1	0	0	0	0	0	0	0	82
14:00	8	23	45	44	19	2	0	0	0	0	0	0	0	141
15:00	6	13	25	22	10	0	1	0	0	0	0	0	0	77
16:00	4	15	21	18	11	1	0	0	0	0	0	0	0	70
17:00	5	19	33	17	14	1	0	0	0	0	0	0	0	89
18:00	1	6	16	27	6	1	0	0	0	0	0	0	0	57
19:00	4	6	20	16	9	1	0	0	0	0	0	0	0	56
20:00	5	4	15	6	5	0	0	0	0	0	0	0	0	35
21:00	1	8	9	9	3	0	0	0	0	0	0	0	0	30
22:00	0	2	2	3	2	2	0	0	0	0	0	0	0	11
23:00	0	1	4	6	0	0	0	0	0	0	0	0	0	11
Totals	83	176	348	333	131	16	3							1090
% of Totals	8%	16%	32%	31%	12%	1%	0%							100%

AM Volumes	37	52	113	113	34	7	1	0	0	0	0	0	0	357
% AM	3%	5%	10%	10%	3%	1%	0%							33%
AM Peak Hour	8:00	11:00	11:00	11:00	8:00	7:00	7:00							11:00
Volume	12	15	32	37	14	4	1							97
PM Volumes	46	124	235	220	97	9	2	0	0	0	0	0	0	733
% PM	4%	11%	22%	20%	9%	1%	0%							67%
PM Peak Hour	13:00	14:00	14:00	14:00	14:00	14:00	12:00							14:00
Volume	8	23	45	44	19	2	1							141

Directional Peak Periods	AM 7-9			NOON 12-2			PM 4-6			Off Peak Volumes		
All Speeds	Volume		%	Volume		%	Volume		%	Volume		%
	123	↔	11%	156	↔	14%	159	↔	15%	652	↔	60%

Street Name	Direction	Percentiles					
		15th	50th	Average	85th	95th	ADT
S Parish Pl	Summary	17	24	24	30	34	1090

Prepared by NDS/ATD

Prepared by National Data & Surveying Services

VOLUME

S Parish Pl Bet. W Olive Ave & W Oak St

Day: Tuesday
Date: 1/17/2023

City: Burbank
Project #: CA23_020030_011

DAILY TOTALS	NB	SB	EB	WB	Total
	524	566	0	0	1,090

AM Period	NB		SB		EB	WB	TOTAL		PM Period	NB		SB		EB	WB	TOTAL	
0:00	1		0		0	0	1		12:00	10		14		0	0	24	
0:15	0		0		0	0			12:15	5		12		0	0	17	
0:30	2		0		0	0	2		12:30	8		6		0	0	14	
0:45	0	3	0		0	0		3	12:45	11	34	8	40	0	0	19	74
1:00	0		0		0	0			13:00	7		7		0	0	14	
1:15	0		0		0	0			13:15	9		11		0	0	20	
1:30	1		0		0	0	1		13:30	10		10		0	0	20	
1:45	1	2	0		0	0	1	2	13:45	17	43	11	39	0	0	28	82
2:00	0		0		0	0			14:00	13		9		0	0	22	
2:15	0		1		0	0	1		14:15	17		15		0	0	32	
2:30	0		0		0	0			14:30	22		15		0	0	37	
2:45	0		1	2	0	0	1	2	14:45	15	67	35	74	0	0	50	141
3:00	0		0		0	0			15:00	3		13		0	0	16	
3:15	0		0		0	0			15:15	8		14		0	0	22	
3:30	0		0		0	0			15:30	9		9		0	0	18	
3:45	0		1	1	0	0	1	1	15:45	11	31	10	46	0	0	21	77
4:00	0		0		0	0			16:00	11		12		0	0	23	
4:15	0		0		0	0			16:15	6		8		0	0	14	
4:30	0		0		0	0			16:30	3		11		0	0	14	
4:45	1	1	0		0	0	1	1	16:45	9	29	10	41	0	0	19	70
5:00	0		0		0	0			17:00	16		17		0	0	33	
5:15	0		0		0	0			17:15	11		12		0	0	23	
5:30	1		0		0	0	1		17:30	5		11		0	0	16	
5:45	0	1	0		0	0		1	17:45	12	44	5	45	0	0	17	89
6:00	1		0		0	0	1		18:00	4		9		0	0	13	
6:15	1		0		0	0	1		18:15	5		11		0	0	16	
6:30	0		1		0	0	1		18:30	9		6		0	0	15	
6:45	4	6	2	3	0	0	6	9	18:45	2	20	11	37	0	0	13	57
7:00	1		5		0	0	6		19:00	5		8		0	0	13	
7:15	8		3		0	0	11		19:15	5		7		0	0	12	
7:30	3		7		0	0	10		19:30	22		4		0	0	26	
7:45	10	22	8	23	0	0	18	45	19:45	3	35	2	21	0	0	5	56
8:00	16		6		0	0	22		20:00	8		3		0	0	11	
8:15	6		12		0	0	18		20:15	6		6		0	0	12	
8:30	6		11		0	0	17		20:30	2		7		0	0	9	
8:45	11	39	10	39	0	0	21	78	20:45	2	18	1	17	0	0	3	35
9:00	5		13		0	0	18		21:00	7		3		0	0	10	
9:15	5		6		0	0	11		21:15	3		4		0	0	7	
9:30	7		6		0	0	13		21:30	2		2		0	0	4	
9:45	5	22	6	31	0	0	11	53	21:45	6	18	3	12	0	0	9	30
10:00	12		10		0	0	22		22:00	1		2		0	0	3	
10:15	6		12		0	0	18		22:15	1		3		0	0	4	
10:30	7		6		0	0	13		22:30	1		1		0	0	2	
10:45	4	29	8	36	0	0	12	65	22:45	1	4	1	7	0	0	2	11
11:00	14		11		0	0	25		23:00	0		2		0	0	2	
11:15	14		13		0	0	27		23:15	1		0		0	0	1	
11:30	8		11		0	0	19		23:30	1		2		0	0	3	
11:45	15	51	11	46	0	0	26	97	23:45	3	5	2	6	0	0	5	11
TOTALS		176		181				357	TOTALS		348		385				733
SPLIT %		49.3%		50.7%				32.8%	SPLIT %		47.5%		52.5%				67.2%

DAILY TOTALS	NB	SB	EB	WB	Total
	524	566	0	0	1,090

AM Peak Hour	11:00	11:15			11:00	PM Peak Hour	13:45	14:15			14:00
AM Pk Volume	51	49			97	PM Pk Volume	69	78			141
Pk Hr Factor	0.850	0.875			0.898	Pk Hr Factor	0.784	0.557			0.705
7 - 9 Volume	61	62	0	0	123	4 - 6 Volume	73	86	0	0	159
7 - 9 Peak Hour	8:00	8:00			8:00	4 - 6 Peak Hour	17:00	16:30			16:45
7 - 9 Pk Volume	39	39	0	0	78	4 - 6 Pk Volume	44	50	0	0	91
Pk Hr Factor	0.609	0.813	0.000	0.000	0.886	Pk Hr Factor	0.688	0.735	0.000	0.000	0.689

Prepared by NDS/ATD

Project #: CA23_020030_011 **City:** Burbank

Location: S Parish Pl Bet. W Olive Ave & W Oak St **Date:** 1/17/2023

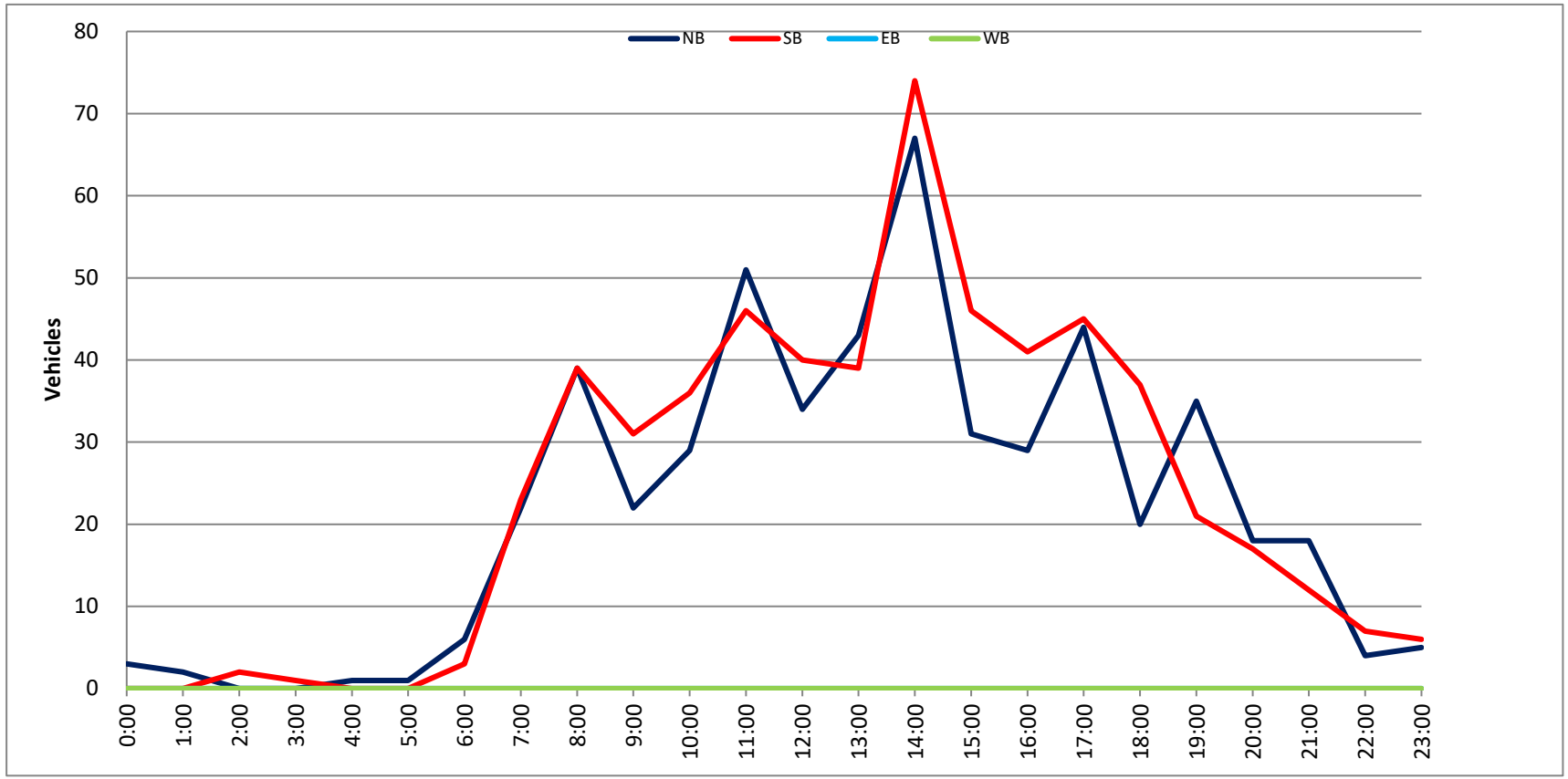

Prepared by National Data & Surveying Services

SPEED

S Parish Pl Bet. W Olive Ave & W Oak St

Day: Wednesday
Date: 1/18/2023

City: Burbank
Project #: CA23_020030_011n

North Bound

Time	< 15	15 - 19	20 - 24	25 - 29	30 - 34	35 - 39	40 - 44	45 - 49	50 - 54	55 - 59	60 - 64	65 - 69	70 +	Total
0:00 AM	0	0	0	0	0	0	0	0	0	0	0	0	0	0
0:15	0	0	0	0	0	0	0	0	0	0	0	0	0	0
0:30	0	0	0	0	0	0	0	0	0	0	0	0	0	0
0:45	0	0	0	1	0	0	0	0	0	0	0	0	0	1
1:00	0	0	0	0	0	0	0	0	0	0	0	0	0	0
1:15	0	0	0	0	0	0	0	0	0	0	0	0	0	0
1:30	0	0	0	0	0	0	0	0	0	0	0	0	0	0
1:45	0	0	0	0	0	0	0	0	0	0	0	0	0	0
2:00	0	0	1	0	0	0	0	0	0	0	0	0	0	1
2:15	0	0	0	0	0	0	0	0	0	0	0	0	0	0
2:30	0	0	0	0	0	0	0	0	0	0	0	0	0	0
2:45	0	0	0	0	0	0	0	0	0	0	0	0	0	0
3:00	0	0	0	0	0	0	0	0	0	0	0	0	0	0
3:15	0	0	0	0	0	0	0	0	0	0	0	0	0	0
3:30	0	0	0	0	0	0	0	0	0	0	0	0	0	0
3:45	0	0	0	0	0	0	0	0	0	0	0	0	0	0
4:00	0	0	0	0	0	0	0	0	0	0	0	0	0	0
4:15	0	0	0	0	0	0	0	0	0	0	0	0	0	0
4:30	0	0	0	0	0	0	0	0	0	0	0	0	0	0
4:45	0	0	0	0	0	0	0	0	0	0	0	0	0	0
5:00	0	0	0	0	0	0	0	0	0	0	0	0	0	0
5:15	0	0	0	0	0	0	0	0	0	0	0	0	0	0
5:30	0	0	0	0	0	0	0	0	0	0	0	0	0	0
5:45	0	0	0	0	0	0	0	0	0	0	0	0	0	0
6:00	0	0	1	0	0	0	0	0	0	0	0	0	0	1
6:15	0	0	0	0	0	0	0	0	0	0	0	0	0	0
6:30	1	0	0	1	0	0	0	0	0	0	0	0	0	2
6:45	0	0	2	0	0	0	0	0	0	0	0	0	0	2
7:00	0	1	3	1	0	0	0	0	0	0	0	0	0	5
7:15	0	2	4	2	0	0	0	0	0	0	0	0	0	8
7:30	0	1	1	3	0	0	0	0	0	0	0	0	0	5
7:45	2	1	6	2	0	0	0	0	0	0	0	0	0	11
8:00	2	5	7	4	2	0	0	0	0	0	0	0	0	20
8:15	0	1	1	3	0	0	0	0	0	0	0	0	0	5
8:30	3	1	1	1	0	0	0	0	0	0	0	0	0	6
8:45	2	0	0	2	1	0	0	0	0	0	0	0	0	5
9:00	0	0	1	2	0	0	0	0	0	0	0	0	0	3
9:15	0	0	0	0	2	0	0	0	0	0	0	0	0	2
9:30	0	0	4	4	0	0	0	0	0	0	0	0	0	8
9:45	0	0	3	1	2	0	0	0	0	0	0	0	0	6
10:00	1	2	0	3	0	0	0	0	0	0	0	0	0	6
10:15	1	0	1	1	1	0	0	0	0	0	0	0	0	4
10:30	2	5	1	0	1	0	0	0	0	0	0	0	0	9
10:45	0	1	3	2	0	0	0	0	0	0	0	0	0	6
11:00	0	1	1	1	0	0	0	0	0	0	0	0	0	3
11:15	0	2	1	0	1	0	0	0	0	0	0	0	0	4
11:30	5	2	1	1	1	0	0	0	0	0	0	0	0	10
11:45	2	2	5	4	1	0	0	0	0	0	0	0	0	14
12:00 PM	1	3	1	2	1	0	0	0	0	0	0	0	0	8
12:15	0	2	2	3	1	0	0	0	0	0	0	0	0	8
12:30	0	0	2	3	1	1	0	0	0	0	0	0	0	7
12:45	0	3	2	1	0	0	0	0	0	0	0	0	0	6
13:00	0	1	3	3	1	0	0	0	0	0	0	0	0	8
13:15	1	4	2	1	0	0	0	0	0	0	0	0	0	8
13:30	0	0	6	6	0	0	0	0	0	0	0	0	0	12
13:45	0	0	5	2	3	0	0	0	0	0	0	0	0	10
14:00	0	4	7	5	0	0	0	0	0	0	0	0	0	16
14:15	1	6	0	1	1	0	0	0	0	0	0	0	0	9
14:30	3	2	7	3	0	0	0	0	0	0	0	0	0	15
14:45	5	10	6	0	0	0	0	0	0	0	0	0	0	21
15:00	0	4	12	2	1	0	0	0	0	0	0	0	0	19
15:15	1	14	13	1	0	0	0	0	0	0	0	0	0	29
15:30	3	3	4	4	0	0	0	0	0	0	0	0	0	14
15:45	3	7	4	2	1	1	0	0	0	0	0	0	0	18
16:00	1	0	4	1	0	0	0	0	0	0	0	0	0	6
16:15	0	2	3	3	1	0	0	0	0	0	0	0	0	9
16:30	1	0	2	2	1	1	0	0	0	0	0	0	0	7
16:45	0	3	5	3	2	0	0	0	0	0	0	0	0	13
17:00	0	1	4	3	0	0	0	0	0	0	0	0	0	8
17:15	2	2	3	0	0	0	0	0	0	0	0	0	0	7
17:30	3	2	4	0	1	1	0	0	0	0	0	0	0	11
17:45	2	2	5	1	0	0	0	0	0	0	0	0	0	10
18:00	1	5	4	2	0	0	0	0	0	0	0	0	0	12
18:15	2	1	7	8	1	0	0	0	0	0	0	0	0	19
18:30	0	1	5	2	0	0	0	0	0	0	0	0	0	8
18:45	2	1	2	0	1	0	0	0	0	0	0	0	0	6
19:00	1	0	8	4	0	0	0	0	0	0	0	0	0	13
19:15	0	2	6	2	0	0	0	0	0	0	0	0	0	10
19:30	0	1	6	1	0	0	0	0	0	0	0	0	0	8
19:45	1	3	6	1	0	0	0	0	0	0	0	0	0	11
20:00	0	0	7	4	2	0	0	0	0	0	0	0	0	13
20:15	0	0	3	0	1	0	0	0	0	0	0	0	0	4
20:30	3	2	3	1	1	0	0	0	0	0	0	0	0	10
20:45	0	0	2	1	2	0	0	0	0	0	0	0	0	5
21:00	0	1	3	1	0	0	0	0	0	0	0	0	0	5
21:15	0	1	3	2	0	0	0	0	0	0	0	0	0	6
21:30	1	0	7	0	0	0	0	0	0	0	0	0	0	8
21:45	0	0	0	3	0	0	0	0	0	0	0	0	0	3
22:00	0	1	2	2	0	0	0	0	0	0	0	0	0	5
22:15	0	0	0	1	0	0	0	0	0	0	0	0	0	1
22:30	0	0	2	0	0	0	0	0	0	0	0	0	0	2
22:45	0	0	0	0	0	0	0	0	0	0	0	0	0	0
23:00	0	0	0	0	0	0	0	0	0	0	0	0	0	0
23:15	0	0	0	0	0	0	0	0	0	0	0	0	0	0
23:30	0	0	0	0	0	0	0	0	0	0	0	0	0	0
23:45	0	0	0	0	0	0	0	0	0	0	0	0	0	0
Totals	59	121	230	126	35	4								575
% of Totals	10%	21%	40%	22%	6%	1%								100%

AM Volumes	21	27	48	38	12	0	0	0	0	0	0	0	0	147
% AM	4%	5%	8%	7%	2%									26%
AM Peak Hour	11:15	7:15	7:15	7:30	9:00	11:45								7:15
Volume	8	9	18	12	4	1								44
PM Volumes	38	94	182	87	23	4	0	0	0	0	0	0	0	428
% PM	7%	16%	32%	15%	4%	1%								74%
PM Peak Hour	14:00	14:45	14:30	13:15	20:00	15:45								14:30
Volume	9	31	38	14	6	2								84

Directional Peak Periods	AM 7-9			NOON 12-2			PM 4-6			Off Peak Volumes		
All Classes	Volume	⟷	%	Volume	⟷	%	Volume	⟷	%	Volume	⟷	%
	65	⟷	11%	67	⟷	12%	71	⟷	12%	372	⟷	65%

Street Name	Direction	Percentiles					
		15th	50th	Average	85th	95th	ADT
S Parish Pl	North Bound	16	22	22	28	31	575
S Parish Pl	South Bound	19	26	26	32	36	592

Prepared by National Data & Surveying Services

SPEED

S Parish Pl Bet. W Olive Ave & W Oak St

Day: Wednesday
Date: 1/18/2023

City: Burbank
Project #: CA23_020030_011s

South Bound

Time	< 15	15 - 19	20 - 24	25 - 29	30 - 34	35 - 39	40 - 44	45 - 49	50 - 54	55 - 59	60 - 64	65 - 69	70 +	Total
0:00 AM	0	0	0	1	1	0	0	0	0	0	0	0	0	2
0:15	0	0	0	0	0	0	0	0	0	0	0	0	0	0
0:30	0	0	2	0	1	0	0	0	0	0	0	0	0	3
0:45	0	0	0	0	0	0	0	0	0	0	0	0	0	0
1:00	0	0	0	0	0	0	0	0	0	0	0	0	0	0
1:15	0	0	0	1	0	0	0	0	0	0	0	0	0	1
1:30	0	0	0	1	0	0	0	0	0	0	0	0	0	1
1:45	0	0	1	0	0	0	0	0	0	0	0	0	0	1
2:00	0	0	0	0	0	0	0	0	0	0	0	0	0	0
2:15	0	0	0	0	0	0	0	0	0	0	0	0	0	0
2:30	0	0	0	0	0	0	0	0	0	0	0	0	0	0
2:45	0	0	0	1	0	0	0	0	0	0	0	0	0	1
3:00	0	0	0	0	0	0	0	0	0	0	0	0	0	0
3:15	0	1	0	0	0	0	0	0	0	0	0	0	0	1
3:30	0	0	0	0	1	0	0	0	0	0	0	0	0	1
3:45	0	0	0	0	0	0	0	0	0	0	0	0	0	0
4:00	0	0	0	0	0	0	0	0	0	0	0	0	0	0
4:15	0	0	0	0	0	0	0	0	0	0	0	0	0	0
4:30	0	0	0	1	0	0	0	0	0	0	0	0	0	1
4:45	0	0	1	0	0	0	0	0	0	0	0	0	0	1
5:00	0	0	0	0	0	0	0	0	0	0	0	0	0	0
5:15	0	1	0	0	0	0	0	0	0	0	0	0	0	1
5:30	0	0	0	0	0	0	0	0	0	0	0	0	0	0
5:45	0	0	0	0	0	0	0	0	0	0	0	0	0	0
6:00	0	0	0	0	0	0	0	0	0	0	0	0	0	0
6:15	0	0	0	0	0	0	0	0	0	0	0	0	0	0
6:30	0	1	0	0	0	0	0	0	0	0	0	0	0	1
6:45	0	0	1	0	1	0	0	0	0	0	0	0	0	2
7:00	0	1	0	0	1	0	0	0	0	0	0	0	0	2
7:15	0	0	2	3	0	0	0	0	0	0	0	0	0	5
7:30	0	0	1	5	3	0	0	0	0	0	0	0	0	9
7:45	1	0	3	2	3	0	0	0	0	0	0	0	0	9
8:00	1	0	2	5	2	0	0	0	0	0	0	0	0	10
8:15	1	0	0	6	2	1	0	0	0	0	0	0	0	10
8:30	1	3	1	2	0	0	0	0	0	0	0	0	0	7
8:45	0	0	0	4	1	3	0	0	0	0	0	0	0	8
9:00	1	0	1	3	1	1	0	0	0	0	0	0	0	7
9:15	0	0	3	1	0	0	0	0	0	0	0	0	0	4
9:30	0	1	0	0	1	1	0	0	0	0	0	0	0	3
9:45	0	0	2	0	2	0	0	0	0	0	0	0	0	4
10:00	0	0	1	3	1	0	0	0	0	0	0	0	0	5
10:15	2	3	1	5	0	0	0	0	0	0	0	0	0	11
10:30	1	1	1	2	4	0	0	0	0	0	0	0	0	9
10:45	0	0	2	0	1	1	0	0	0	0	0	0	0	4
11:00	1	0	4	3	2	0	0	0	0	0	0	0	0	10
11:15	0	2	2	10	1	0	1	0	0	0	0	0	0	16
11:30	1	2	1	3	2	2	0	0	0	0	0	0	0	11
11:45	0	1	1	6	2	1	0	0	0	0	0	0	0	11
12:00 PM	0	0	2	4	4	2	0	0	0	0	0	0	0	12
12:15	0	2	1	6	2	1	0	0	0	0	0	0	0	12
12:30	2	0	0	4	1	0	0	0	0	0	0	0	0	7
12:45	1	1	4	3	2	0	0	0	0	0	0	0	0	11
13:00	0	0	3	4	2	1	0	0	0	0	0	0	0	10
13:15	0	5	3	5	1	1	0	0	0	0	0	0	0	15
13:30	1	0	3	2	2	1	0	0	0	0	0	0	0	9
13:45	1	1	2	3	1	0	0	0	0	0	0	0	0	8
14:00	2	4	6	3	0	2	0	0	0	0	0	0	0	17
14:15	2	1	8	3	1	0	0	0	0	0	0	0	0	15
14:30	0	3	2	4	2	0	0	0	0	0	0	0	0	11
14:45	1	2	8	2	1	1	0	0	0	0	0	0	0	15
15:00	0	1	4	5	2	0	0	0	0	0	0	0	0	12
15:15	1	3	5	11	3	1	0	0	0	0	0	0	0	24
15:30	1	2	4	5	3	2	0	0	0	0	0	0	0	17
15:45	1	4	5	3	1	1	1	0	0	0	0	0	0	16
16:00	1	1	3	7	3	2	1	0	0	0	0	0	0	18
16:15	0	2	5	4	3	0	0	0	0	0	0	0	0	14
16:30	0	2	0	4	3	1	0	0	0	0	0	0	0	10
16:45	0	0	1	3	1	0	0	0	0	0	0	0	0	5
17:00	3	1	3	3	1	2	1	0	0	0	0	0	0	14
17:15	0	2	1	5	3	1	0	0	0	0	0	0	0	12
17:30	0	0	1	6	2	0	0	0	0	0	0	0	0	9
17:45	2	1	4	3	2	1	0	0	0	0	0	0	0	13
18:00	0	3	2	4	2	0	0	0	0	0	0	0	0	11
18:15	2	2	0	3	0	0	0	0	0	0	0	0	0	7
18:30	0	0	3	6	2	1	0	0	0	0	0	0	0	12
18:45	1	1	0	3	1	0	0	0	0	0	0	0	0	6
19:00	1	2	3	0	0	1	0	0	0	0	0	0	0	7
19:15	0	0	4	4	0	0	0	0	0	0	0	0	0	8
19:30	0	1	4	2	1	1	0	0	0	0	0	0	0	9
19:45	0	0	2	6	1	0	0	0	0	0	0	0	0	9
20:00	0	0	1	1	0	0	0	0	0	0	0	0	0	2
20:15	0	0	0	1	0	0	0	0	0	0	0	0	0	1
20:30	2	0	3	1	3	0	0	0	0	0	0	0	0	9
20:45	0	0	0	3	1	0	0	0	0	0	0	0	0	4
21:00	0	0	0	3	0	0	0	0	0	0	0	0	0	3
21:15	0	1	0	1	2	1	0	0	0	0	0	0	0	5
21:30	1	1	0	2	0	0	0	0	0	0	0	0	0	4
21:45	0	0	1	2	1	0	0	0	0	0	0	0	0	4
22:00	0	0	1	0	0	0	0	0	0	0	0	0	0	1
22:15	0	1	1	0	3	0	0	0	0	0	0	0	0	5
22:30	0	0	1	0	1	0	0	0	0	0	0	0	0	2
22:45	0	0	1	0	0	0	0	0	0	0	0	0	0	1
23:00	0	0	1	0	0	0	0	0	0	0	0	0	0	1
23:15	0	0	0	0	0	0	0	0	0	0	0	0	0	0
23:30	0	0	2	1	0	0	0	0	0	0	0	0	0	3
23:45	0	0	0	0	0	0	0	0	0	0	0	0	0	0
Totals	36	67	141	213	97	34	4							592
% of Totals	6%	11%	24%	36%	16%	6%	1%							100%

AM Volumes	10	17	33	68	33	10	1	0	0	0	0	0	0	172
% AM	2%	3%	6%	11%	6%	2%	0%							29%
AM Peak Hour	7:45	11:00	10:30	11:15	7:30	11:30	10:30							11:15
Volume	4	5	9	23	10	6	1							50
PM Volumes	26	50	108	145	64	24	3	0	0	0	0	0	0	420
% PM	4%	8%	18%	24%	11%	4%	1%							71%
PM Peak Hour	13:30	13:15	14:00	15:15	15:15	15:15	15:15							15:15
Volume	6	10	24	26	10	6	2							75

Directional Peak Periods	AM 7-9			NOON 12-2			PM 4-6			Off Peak Volumes		
All Classes	Volume	⟷	%	Volume	⟷	%	Volume	⟷	%	Volume	⟷	%
	60		10%	84		14%	95		16%	353		60%

Street Name	Direction	Percentiles					
		15th	50th	Average	85th	95th	ADT
S Parish Pl	North Bound	16	22	22	28	31	575
S Parish Pl	South Bound	19	26	26	32	36	592

Prepared by National Data & Surveying Services

SPEED

S Parish Pl Bet. W Olive Ave & W Oak St

Day: Wednesday
Date: 1/18/2023

City: Burbank
Project #: CA23_020030_011

Summary

Time	< 15	15 - 19	20 - 24	25 - 29	30 - 34	35 - 39	40 - 44	45 - 49	50 - 54	55 - 59	60 - 64	65 - 69	70 +	Total
0:00 AM	0	0	0	1	1	0	0	0	0	0	0	0	0	2
0:15	0	0	0	0	0	0	0	0	0	0	0	0	0	0
0:30	0	0	2	0	1	0	0	0	0	0	0	0	0	3
0:45	0	0	0	1	0	0	0	0	0	0	0	0	0	1
1:00	0	0	0	0	0	0	0	0	0	0	0	0	0	0
1:15	0	0	0	1	0	0	0	0	0	0	0	0	0	1
1:30	0	0	0	1	0	0	0	0	0	0	0	0	0	1
1:45	0	0	1	0	0	0	0	0	0	0	0	0	0	1
2:00	0	0	1	0	0	0	0	0	0	0	0	0	0	1
2:15	0	0	0	0	0	0	0	0	0	0	0	0	0	0
2:30	0	0	0	0	0	0	0	0	0	0	0	0	0	0
2:45	0	0	0	1	0	0	0	0	0	0	0	0	0	1
3:00	0	0	0	0	0	0	0	0	0	0	0	0	0	0
3:15	0	1	0	0	0	0	0	0	0	0	0	0	0	1
3:30	0	0	0	0	1	0	0	0	0	0	0	0	0	1
3:45	0	0	0	0	0	0	0	0	0	0	0	0	0	0
4:00	0	0	0	0	0	0	0	0	0	0	0	0	0	0
4:15	0	0	0	0	0	0	0	0	0	0	0	0	0	0
4:30	0	0	0	1	0	0	0	0	0	0	0	0	0	1
4:45	0	0	1	0	0	0	0	0	0	0	0	0	0	1
5:00	0	0	0	0	0	0	0	0	0	0	0	0	0	0
5:15	0	1	0	0	0	0	0	0	0	0	0	0	0	1
5:30	0	0	0	0	0	0	0	0	0	0	0	0	0	0
5:45	0	0	0	0	0	0	0	0	0	0	0	0	0	0
6:00	0	0	1	0	0	0	0	0	0	0	0	0	0	1
6:15	0	0	0	0	0	0	0	0	0	0	0	0	0	0
6:30	1	1	0	1	0	0	0	0	0	0	0	0	0	3
6:45	0	0	3	0	1	0	0	0	0	0	0	0	0	4
7:00	0	2	3	1	1	0	0	0	0	0	0	0	0	7
7:15	0	2	6	5	0	0	0	0	0	0	0	0	0	13
7:30	0	1	2	8	3	0	0	0	0	0	0	0	0	14
7:45	3	1	9	4	3	0	0	0	0	0	0	0	0	20
8:00	3	5	9	9	4	0	0	0	0	0	0	0	0	30
8:15	1	1	1	9	2	1	0	0	0	0	0	0	0	15
8:30	4	4	2	3	0	0	0	0	0	0	0	0	0	13
8:45	2	0	0	6	2	3	0	0	0	0	0	0	0	13
9:00	1	0	2	5	1	1	0	0	0	0	0	0	0	10
9:15	0	0	3	1	2	0	0	0	0	0	0	0	0	6
9:30	0	1	4	4	1	1	0	0	0	0	0	0	0	11
9:45	0	0	5	1	4	0	0	0	0	0	0	0	0	10
10:00	1	2	1	6	1	0	0	0	0	0	0	0	0	11
10:15	3	3	2	6	1	0	0	0	0	0	0	0	0	15
10:30	3	6	2	2	5	0	0	0	0	0	0	0	0	18
10:45	0	1	5	2	1	1	0	0	0	0	0	0	0	10
11:00	1	1	5	4	2	0	0	0	0	0	0	0	0	13
11:15	0	4	3	10	2	0	1	0	0	0	0	0	0	20
11:30	6	4	2	4	3	2	0	0	0	0	0	0	0	21
11:45	2	3	6	10	3	1	0	0	0	0	0	0	0	25
12:00 PM	1	3	3	6	5	2	0	0	0	0	0	0	0	20
12:15	0	4	3	9	3	1	0	0	0	0	0	0	0	20
12:30	2	0	2	7	2	1	0	0	0	0	0	0	0	14
12:45	1	4	6	4	2	0	0	0	0	0	0	0	0	17
13:00	0	1	6	7	3	1	0	0	0	0	0	0	0	18
13:15	1	9	5	6	1	1	0	0	0	0	0	0	0	23
13:30	1	0	9	8	2	1	0	0	0	0	0	0	0	21
13:45	1	1	7	5	4	0	0	0	0	0	0	0	0	18
14:00	2	8	13	8	0	2	0	0	0	0	0	0	0	33
14:15	3	7	8	4	2	0	0	0	0	0	0	0	0	24
14:30	3	5	9	7	2	0	0	0	0	0	0	0	0	26
14:45	6	12	14	2	1	1	0	0	0	0	0	0	0	36
15:00	0	5	16	7	3	0	0	0	0	0	0	0	0	31
15:15	2	17	18	12	3	1	0	0	0	0	0	0	0	53
15:30	4	5	8	9	3	2	0	0	0	0	0	0	0	31
15:45	4	11	9	5	2	2	1	0	0	0	0	0	0	34
16:00	2	1	7	8	3	2	1	0	0	0	0	0	0	24
16:15	0	4	8	7	4	0	0	0	0	0	0	0	0	23
16:30	1	2	2	6	4	2	0	0	0	0	0	0	0	17
16:45	0	3	6	6	3	0	0	0	0	0	0	0	0	18
17:00	3	2	7	6	1	2	1	0	0	0	0	0	0	22
17:15	2	4	4	5	3	1	0	0	0	0	0	0	0	19
17:30	3	2	5	6	3	1	0	0	0	0	0	0	0	20
17:45	4	3	9	4	2	1	0	0	0	0	0	0	0	23
18:00	1	8	6	6	2	0	0	0	0	0	0	0	0	23
18:15	4	3	7	11	1	0	0	0	0	0	0	0	0	26
18:30	0	1	8	8	2	1	0	0	0	0	0	0	0	20
18:45	3	2	2	3	2	0	0	0	0	0	0	0	0	12
19:00	2	2	11	4	0	1	0	0	0	0	0	0	0	20
19:15	0	2	10	6	0	0	0	0	0	0	0	0	0	18
19:30	0	2	10	3	1	1	0	0	0	0	0	0	0	17
19:45	1	3	8	7	1	0	0	0	0	0	0	0	0	20
20:00	0	0	8	5	2	0	0	0	0	0	0	0	0	15
20:15	0	0	3	1	1	0	0	0	0	0	0	0	0	5
20:30	5	2	6	2	4	0	0	0	0	0	0	0	0	19
20:45	0	0	2	4	3	0	0	0	0	0	0	0	0	9
21:00	0	1	3	4	0	0	0	0	0	0	0	0	0	8
21:15	0	2	3	3	2	1	0	0	0	0	0	0	0	11
21:30	2	1	7	2	0	0	0	0	0	0	0	0	0	12
21:45	0	0	1	5	1	0	0	0	0	0	0	0	0	7
22:00	0	1	3	2	0	0	0	0	0	0	0	0	0	6
22:15	0	1	1	1	3	0	0	0	0	0	0	0	0	6
22:30	0	0	3	0	1	0	0	0	0	0	0	0	0	4
22:45	0	0	1	0	0	0	0	0	0	0	0	0	0	1
23:00	0	0	1	0	0	0	0	0	0	0	0	0	0	1
23:15	0	0	0	0	0	0	0	0	0	0	0	0	0	0
23:30	0	0	2	1	0	0	0	0	0	0	0	0	0	3
23:45	0	0	0	0	0	0	0	0	0	0	0	0	0	0
Totals	95	188	371	339	132	38	4							1167
% of Totals	8%	16%	32%	29%	11%	3%	0%							100%

AM Volumes	31	44	81	107	45	10	1	0	0	0	0	0	0	319
% AM	3%	4%	7%	9%	4%	1%	0%							27%
AM Peak Hour	7:45	11:15	7:15	11:45	11:30	11:30	10:30							11:15
Volume	11	14	26	32	14	6	1							86
PM Volumes	64	144	290	232	87	28	3	0	0	0	0	0	0	848
% PM	5%	12%	25%	20%	7%	2%	0%							73%
PM Peak Hour	14:00	14:30	14:30	15:15	16:00	15:15	15:15							14:45
Volume	14	39	57	34	14	7	2							151

Directional Peak Periods	AM 7-9			NOON 12-2			PM 4-6			Off Peak Volumes		
All Classes	Volume	↔	%	Volume	↔	%	Volume	↔	%	Volume	↔	%
	125	↔	11%	151	↔	13%	166	↔	14%	725	↔	62%

Street Name	Direction	Percentiles					
		15th	50th	Average	85th	95th	ADT
S Parish Pl	Summary	17	24	24	30	34	1167

Prepared by National Data & Surveying Services

SPEED

S Parish Pl Bet. W Olive Ave & W Oak St

Day: Wednesday
Date: 1/18/2023

City: Burbank
Project #: CA23_020030_011n

North Bound

Time	< 15	15 - 19	20 - 24	25 - 29	30 - 34	35 - 39	40 - 44	45 - 49	50 - 54	55 - 59	60 - 64	65 - 69	70 +	Total
0:00 AM	0	0	0	1	0	0	0	0	0	0	0	0	0	1
1:00	0	0	0	0	0	0	0	0	0	0	0	0	0	0
2:00	0	0	1	0	0	0	0	0	0	0	0	0	0	1
3:00	0	0	0	0	0	0	0	0	0	0	0	0	0	0
4:00	0	0	0	0	0	0	0	0	0	0	0	0	0	0
5:00	0	0	0	0	0	0	0	0	0	0	0	0	0	0
6:00	1	0	3	1	0	0	0	0	0	0	0	0	0	5
7:00	2	5	14	8	0	0	0	0	0	0	0	0	0	29
8:00	7	7	9	10	3	0	0	0	0	0	0	0	0	36
9:00	0	0	8	7	4	0	0	0	0	0	0	0	0	19
10:00	4	8	5	6	2	0	0	0	0	0	0	0	0	25
11:00	7	7	8	6	3	0	0	0	0	0	0	0	0	31
12:00 PM	1	8	7	9	3	1	0	0	0	0	0	0	0	29
13:00	1	5	16	12	4	0	0	0	0	0	0	0	0	38
14:00	9	22	20	9	1	0	0	0	0	0	0	0	0	61
15:00	7	28	33	9	2	1	0	0	0	0	0	0	0	80
16:00	2	5	14	9	4	1	0	0	0	0	0	0	0	35
17:00	7	7	16	4	1	1	0	0	0	0	0	0	0	36
18:00	5	8	18	12	2	0	0	0	0	0	0	0	0	45
19:00	2	6	26	8	0	0	0	0	0	0	0	0	0	42
20:00	3	2	15	6	6	0	0	0	0	0	0	0	0	32
21:00	1	2	13	6	0	0	0	0	0	0	0	0	0	22
22:00	0	1	4	3	0	0	0	0	0	0	0	0	0	8
23:00	0	0	0	0	0	0	0	0	0	0	0	0	0	0
Totals	59	121	230	126	35	4								575
% of Totals	10%	21%	40%	22%	6%	1%								100%

AM Volumes	21	27	48	39	12	0	0	0	0	0	0	0	0	147
% AM	4%	5%	8%	7%	2%									26%
AM Peak Hour	8:00	10:00	7:00	8:00	9:00									8:00
Volume	7	8	14	10	4									36
PM Volumes	38	94	182	87	23	4	0	0	0	0	0	0	0	428
% PM	7%	16%	32%	15%	4%	1%								74%
PM Peak Hour	14:00	15:00	15:00	13:00	20:00	12:00								15:00
Volume	9	28	33	12	6	1								80

Directional Peak Periods	AM 7-9			NOON 12-2			PM 4-6			Off Peak Volumes		
All Speeds	Volume		%	Volume		%	Volume		%	Volume		%
	65	↔	11%	67	↔	12%	71	↔	12%	372	↔	65%

Street Name	Direction	Percentiles					
		15th	50th	Average	85th	95th	ADT
S Parish Pl	North Bound	16	22	22	28	31	575
S Parish Pl	South Bound	19	26	26	32	36	592

Prepared by National Data & Surveying Services

SPEED

S Parish Pl Bet. W Olive Ave & W Oak St

Day: Wednesday
Date: 1/18/2023

City: Burbank
Project #: CA23_020030_011s

South Bound

Time	< 15	15 - 19	20 - 24	25 - 29	30 - 34	35 - 39	40 - 44	45 - 49	50 - 54	55 - 59	60 - 64	65 - 69	70 +	Total
0:00 AM	0	0	2	1	2	0	0	0	0	0	0	0	0	5
1:00	0	0	1	2	0	0	0	0	0	0	0	0	0	3
2:00	0	0	0	1	0	0	0	0	0	0	0	0	0	1
3:00	0	1	0	0	1	0	0	0	0	0	0	0	0	2
4:00	0	0	1	1	0	0	0	0	0	0	0	0	0	2
5:00	0	1	0	0	0	0	0	0	0	0	0	0	0	1
6:00	0	1	1	0	1	0	0	0	0	0	0	0	0	3
7:00	1	1	6	10	7	0	0	0	0	0	0	0	0	25
8:00	3	3	3	17	5	4	0	0	0	0	0	0	0	35
9:00	1	1	6	4	4	2	0	0	0	0	0	0	0	18
10:00	3	4	5	10	6	1	0	0	0	0	0	0	0	29
11:00	2	5	8	22	7	3	1	0	0	0	0	0	0	48
12:00 PM	3	3	7	17	9	3	0	0	0	0	0	0	0	42
13:00	2	6	11	14	6	3	0	0	0	0	0	0	0	42
14:00	5	10	24	12	4	3	0	0	0	0	0	0	0	58
15:00	3	10	18	24	9	4	1	0	0	0	0	0	0	69
16:00	1	5	9	18	10	3	1	0	0	0	0	0	0	47
17:00	5	4	9	17	8	4	1	0	0	0	0	0	0	48
18:00	3	6	5	16	5	1	0	0	0	0	0	0	0	36
19:00	1	3	13	12	2	2	0	0	0	0	0	0	0	33
20:00	2	0	4	6	4	0	0	0	0	0	0	0	0	16
21:00	1	2	1	8	3	1	0	0	0	0	0	0	0	16
22:00	0	1	4	0	4	0	0	0	0	0	0	0	0	9
23:00	0	0	3	1	0	0	0	0	0	0	0	0	0	4
Totals	36	67	141	213	97	34	4							592
% of Totals	6%	11%	24%	36%	16%	6%	1%							100%

AM Volumes	10	17	33	68	33	10	1	0	0	0	0	0	0	172
% AM	2%	3%	6%	11%	6%	2%	0%							29%
AM Peak Hour	8:00	11:00	11:00	11:00	7:00	8:00	11:00							11:00
Volume	3	5	8	22	7	4	1							48
PM Volumes	26	50	108	145	64	24	3	0	0	0	0	0	0	420
% PM	4%	8%	18%	24%	11%	4%	1%							71%
PM Peak Hour	14:00	14:00	14:00	15:00	16:00	15:00	15:00							15:00
Volume	5	10	24	24	10	4	1							69

Directional Peak Periods	AM 7-9			NOON 12-2			PM 4-6			Off Peak Volumes		
All Speeds	Volume		%	Volume		%	Volume		%	Volume		%
	60	↔	10%	84	↔	14%	95	↔	16%	353	↔	60%

Street Name	Direction	Percentiles					
		15th	50th	Average	85th	95th	ADT
S Parish Pl	North Bound	16	22	22	28	31	575
S Parish Pl	South Bound	19	26	26	32	36	592

Prepared by National Data & Surveying Services

SPEED

S Parish Pl Bet. W Olive Ave & W Oak St

Day: Wednesday
Date: 1/18/2023

City: Burbank
Project #: CA23_020030_011

Summary

Time	< 15	15 - 19	20 - 24	25 - 29	30 - 34	35 - 39	40 - 44	45 - 49	50 - 54	55 - 59	60 - 64	65 - 69	70 +	Total
0:00 AM	0	0	2	2	2	0	0	0	0	0	0	0	0	6
1:00	0	0	1	2	0	0	0	0	0	0	0	0	0	3
2:00	0	0	1	1	0	0	0	0	0	0	0	0	0	2
3:00	0	1	0	0	1	0	0	0	0	0	0	0	0	2
4:00	0	0	1	1	0	0	0	0	0	0	0	0	0	2
5:00	0	1	0	0	0	0	0	0	0	0	0	0	0	1
6:00	1	1	4	1	1	0	0	0	0	0	0	0	0	8
7:00	3	6	20	18	7	0	0	0	0	0	0	0	0	54
8:00	10	10	12	27	8	4	0	0	0	0	0	0	0	71
9:00	1	1	14	11	8	2	0	0	0	0	0	0	0	37
10:00	7	12	10	16	8	1	0	0	0	0	0	0	0	54
11:00	9	12	16	28	10	3	1	0	0	0	0	0	0	79
12:00 PM	4	11	14	26	12	4	0	0	0	0	0	0	0	71
13:00	3	11	27	26	10	3	0	0	0	0	0	0	0	80
14:00	14	32	44	21	5	3	0	0	0	0	0	0	0	119
15:00	10	38	51	33	11	5	1	0	0	0	0	0	0	149
16:00	3	10	23	27	14	4	1	0	0	0	0	0	0	82
17:00	12	11	25	21	9	5	1	0	0	0	0	0	0	84
18:00	8	14	23	28	7	1	0	0	0	0	0	0	0	81
19:00	3	9	39	20	2	2	0	0	0	0	0	0	0	75
20:00	5	2	19	12	10	0	0	0	0	0	0	0	0	48
21:00	2	4	14	14	3	1	0	0	0	0	0	0	0	38
22:00	0	2	8	3	4	0	0	0	0	0	0	0	0	17
23:00	0	0	3	1	0	0	0	0	0	0	0	0	0	4
Totals	95	188	371	339	132	38	4							1167
% of Totals	8%	16%	32%	29%	11%	3%	0%							100%

AM Volumes	31	44	81	107	45	10	1	0	0	0	0	0	0	319
% AM	3%	4%	7%	9%	4%	1%	0%							27%
AM Peak Hour	8:00	10:00	7:00	11:00	11:00	8:00	11:00							11:00
Volume	10	12	20	28	10	4	1							79
PM Volumes	64	144	290	232	87	28	3	0	0	0	0	0	0	848
% PM	5%	12%	25%	20%	7%	2%	0%							73%
PM Peak Hour	14:00	15:00	15:00	15:00	16:00	15:00	15:00							15:00
Volume	14	38	51	33	14	5	1							149

Directional Peak Periods	AM 7-9			NOON 12-2			PM 4-6			Off Peak Volumes		
All Speeds	Volume		%	Volume		%	Volume		%	Volume		%
	125	↔	11%	151	↔	13%	166	↔	14%	725	↔	62%

Street Name	Direction	Percentiles					
		15th	50th	Average	85th	95th	ADT
S Parish Pl	Summary	17	24	24	30	34	1167

Prepared by NDS/ATD

Prepared by National Data & Surveying Services

VOLUME

S Parish Pl Bet. W Olive Ave & W Oak St

Day: Wednesday
Date: 1/18/2023

City: Burbank
Project #: CA23_020030_011

DAILY TOTALS	NB	SB	EB	WB	Total
	575	592	0	0	1,167

AM Period	NB		SB		EB	WB	TOTAL		PM Period	NB		SB		EB	WB	TOTAL	
0:00	0		2		0	0	2		12:00	8		12		0	0	20	
0:15	0		0		0	0			12:15	8		12		0	0	20	
0:30	0		3		0	0	3		12:30	7		7		0	0	14	
0:45	1	1	0	5	0	0	1	6	12:45	6	29	11	42	0	0	17	71
1:00	0		0		0	0			13:00	8		10		0	0	18	
1:15	0		1		0	0	1		13:15	8		15		0	0	23	
1:30	0		1		0	0	1		13:30	12		9		0	0	21	
1:45	0		1	3	0	0	1	3	13:45	10	38	8	42	0	0	18	80
2:00	1		0		0	0	1		14:00	16		17		0	0	33	
2:15	0		0		0	0			14:15	9		15		0	0	24	
2:30	0		0		0	0			14:30	15		11		0	0	26	
2:45	0	1	1	1	0	0	1	2	14:45	21	61	15	58	0	0	36	119
3:00	0		0		0	0			15:00	19		12		0	0	31	
3:15	0		1		0	0	1		15:15	29		24		0	0	53	
3:30	0		1		0	0	1		15:30	14		17		0	0	31	
3:45	0		0	2	0	0		2	15:45	18	80	16	69	0	0	34	149
4:00	0		0		0	0			16:00	6		18		0	0	24	
4:15	0		0		0	0			16:15	9		14		0	0	23	
4:30	0		1		0	0	1		16:30	7		10		0	0	17	
4:45	0		1	2	0	0	1	2	16:45	13	35	5	47	0	0	18	82
5:00	0		0		0	0			17:00	8		14		0	0	22	
5:15	0		1		0	0	1		17:15	7		12		0	0	19	
5:30	0		0		0	0			17:30	11		9		0	0	20	
5:45	0		0	1	0	0		1	17:45	10	36	13	48	0	0	23	84
6:00	1		0		0	0	1		18:00	12		11		0	0	23	
6:15	0		0		0	0			18:15	19		7		0	0	26	
6:30	2		1		0	0	3		18:30	8		12		0	0	20	
6:45	2	5	2	3	0	0	4	8	18:45	6	45	6	36	0	0	12	81
7:00	5		2		0	0	7		19:00	13		7		0	0	20	
7:15	8		5		0	0	13		19:15	10		8		0	0	18	
7:30	5		9		0	0	14		19:30	8		9		0	0	17	
7:45	11	29	9	25	0	0	20	54	19:45	11	42	9	33	0	0	20	75
8:00	20		10		0	0	30		20:00	13		2		0	0	15	
8:15	5		10		0	0	15		20:15	4		1		0	0	5	
8:30	6		7		0	0	13		20:30	10		9		0	0	19	
8:45	5	36	8	35	0	0	13	71	20:45	5	32	4	16	0	0	9	48
9:00	3		7		0	0	10		21:00	5		3		0	0	8	
9:15	2		4		0	0	6		21:15	6		5		0	0	11	
9:30	8		3		0	0	11		21:30	8		4		0	0	12	
9:45	6	19	4	18	0	0	10	37	21:45	3	22	4	16	0	0	7	38
10:00	6		5		0	0	11		22:00	5		1		0	0	6	
10:15	4		11		0	0	15		22:15	1		5		0	0	6	
10:30	9		9		0	0	18		22:30	2		2		0	0	4	
10:45	6	25	4	29	0	0	10	54	22:45	0	8	1	9	0	0	1	17
11:00	3		10		0	0	13		23:00	0		1		0	0	1	
11:15	4		16		0	0	20		23:15	0		0		0	0		
11:30	10		11		0	0	21		23:30	0		3		0	0	3	
11:45	14	31	11	48	0	0	25	79	23:45	0		0	4	0	0		4
TOTALS		147		172				319	TOTALS		428		420				848
SPLIT %		46.1%		53.9%				27.3%	SPLIT %		50.5%		49.5%				72.7%

DAILY TOTALS	NB	SB	EB	WB	Total
	575	592	0	0	1,167

AM Peak Hour	7:15	11:15			11:15	PM Peak Hour	14:30	15:15			14:45
AM Pk Volume	44	50			86	PM Pk Volume	84	75			151
Pk Hr Factor	0.550	0.781			0.860	Pk Hr Factor	0.724	0.781			0.712
7 - 9 Volume	65	60	0	0	125	4 - 6 Volume	71	95	0	0	166
7 - 9 Peak Hour	7:15	7:30			7:30	4 - 6 Peak Hour	16:45	17:00			17:00
7 - 9 Pk Volume	44	38	0	0	79	4 - 6 Pk Volume	39	48	0	0	84
Pk Hr Factor	0.550	0.950	0.000	0.000	0.658	Pk Hr Factor	0.750	0.857	0.000	0.000	0.913

Prepared by NDS/ATD

Project #: CA23_020030_011 **City:** Burbank

Location: S Parish Pl Bet. W Olive Ave & W Oak St **Date:** 1/18/2023

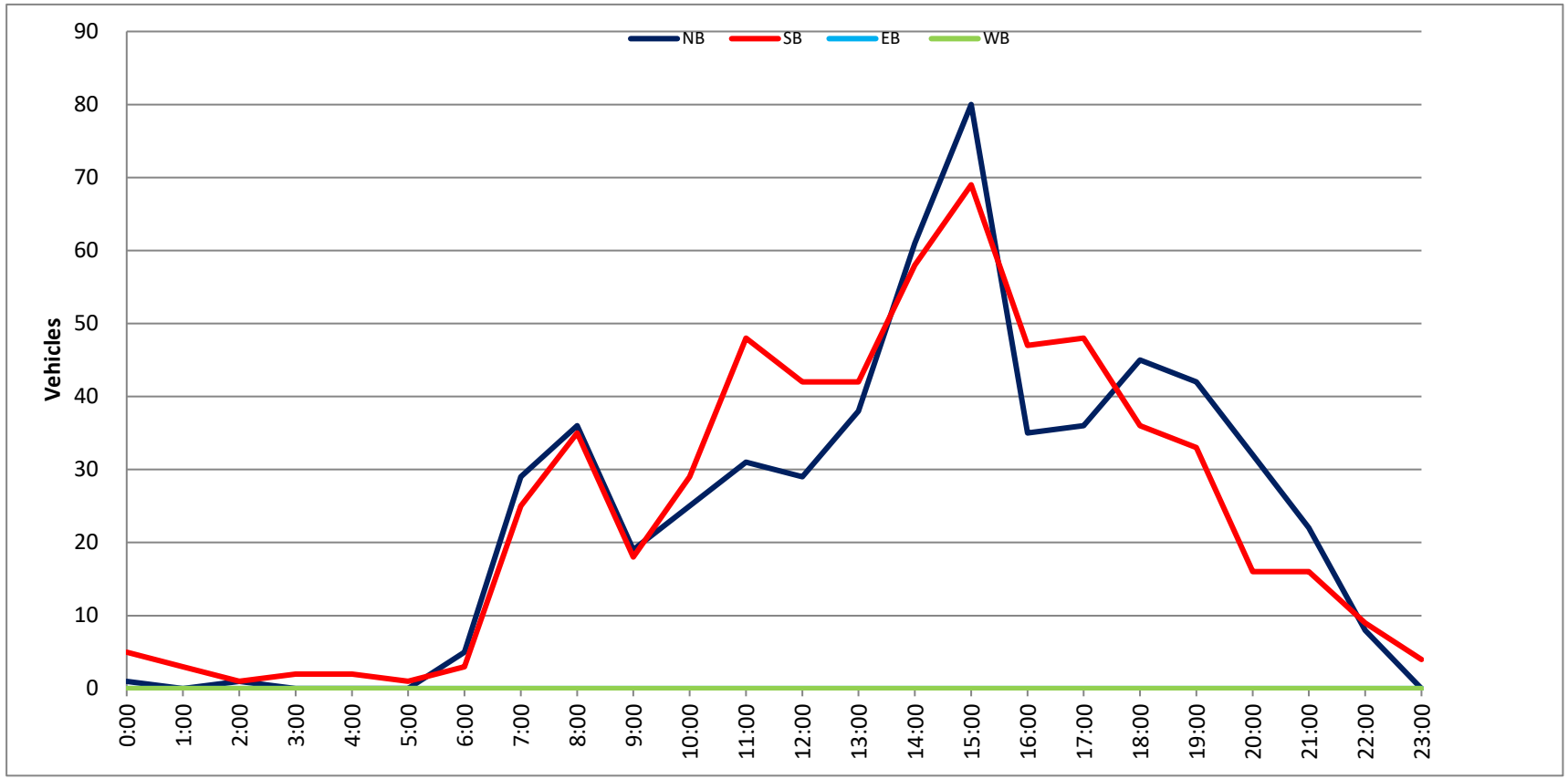

Prepared by National Data & Surveying Services

SPEED

S Parish Pl Bet. W Olive Ave & W Oak St

Day: Thursday
Date: 1/19/2023

City: Burbank
Project #: CA23_020030_011n

North Bound

Time	< 15	15 - 19	20 - 24	25 - 29	30 - 34	35 - 39	40 - 44	45 - 49	50 - 54	55 - 59	60 - 64	65 - 69	70 +	Total
0:00 AM	0	0	0	0	0	0	0	0	0	0	0	0	0	0
0:15	0	0	0	0	0	0	0	0	0	0	0	0	0	0
0:30	0	1	1	0	0	0	0	0	0	0	0	0	0	2
0:45	0	0	0	0	0	0	0	0	0	0	0	0	0	0
1:00	0	0	0	0	0	0	0	0	0	0	0	0	0	0
1:15	0	0	0	0	0	0	0	0	0	0	0	0	0	0
1:30	0	0	1	0	0	0	0	0	0	0	0	0	0	1
1:45	0	0	1	0	0	0	0	0	0	0	0	0	0	1
2:00	0	0	0	1	0	0	0	0	0	0	0	0	0	1
2:15	0	0	0	0	0	0	0	0	0	0	0	0	0	0
2:30	0	0	0	0	0	0	0	0	0	0	0	0	0	0
2:45	0	0	0	0	0	0	0	0	0	0	0	0	0	0
3:00	0	0	0	0	0	0	0	0	0	0	0	0	0	0
3:15	0	0	0	0	0	0	0	0	0	0	0	0	0	0
3:30	0	1	0	0	0	0	0	0	0	0	0	0	0	1
3:45	0	0	0	0	0	0	0	0	0	0	0	0	0	0
4:00	0	1	0	0	0	0	0	0	0	0	0	0	0	1
4:15	0	0	0	0	0	0	0	0	0	0	0	0	0	0
4:30	0	0	0	0	0	0	0	0	0	0	0	0	0	0
4:45	0	0	0	0	0	0	0	0	0	0	0	0	0	0
5:00	1	0	0	0	0	0	0	0	0	0	0	0	0	1
5:15	0	0	1	0	0	0	0	0	0	0	0	0	0	1
5:30	0	0	0	0	0	0	0	0	0	0	0	0	0	0
5:45	0	1	1	0	0	0	0	0	0	0	0	0	0	2
6:00	0	0	0	0	0	0	0	0	0	0	0	0	0	0
6:15	0	0	0	1	0	0	0	0	0	0	0	0	0	1
6:30	0	0	0	0	0	0	0	0	0	0	0	0	0	0
6:45	2	0	0	0	0	0	0	0	0	0	0	0	0	2
7:00	0	1	2	1	0	0	0	0	0	0	0	0	0	4
7:15	0	3	3	2	1	0	0	0	0	0	0	0	0	9
7:30	1	4	2	0	2	0	0	0	0	0	0	0	0	9
7:45	1	0	9	4	1	0	0	0	0	0	0	0	0	15
8:00	0	2	7	4	1	0	0	0	0	0	0	0	0	14
8:15	0	1	5	3	1	0	0	0	0	0	0	0	0	10
8:30	0	0	4	3	1	0	0	0	0	0	0	0	0	8
8:45	1	0	2	2	2	0	0	0	0	0	0	0	0	7
9:00	1	1	0	3	1	0	0	0	0	0	0	0	0	6
9:15	0	1	1	4	1	0	0	0	0	0	0	0	0	7
9:30	0	2	3	0	0	0	0	0	0	0	0	0	0	5
9:45	1	1	2	2	0	0	0	0	0	0	0	0	0	6
10:00	0	0	2	0	2	0	0	0	0	0	0	0	0	4
10:15	2	2	0	2	1	0	0	0	0	0	0	0	0	7
10:30	3	1	5	2	0	0	0	0	0	0	0	0	0	11
10:45	1	1	1	3	0	0	0	0	0	0	0	0	0	6
11:00	0	2	1	1	2	0	0	0	0	0	0	0	0	6
11:15	0	2	4	0	0	0	0	0	0	0	0	0	0	6
11:30	2	3	5	1	0	0	0	0	0	0	0	0	0	11
11:45	2	1	2	4	0	0	0	0	0	0	0	0	0	9
12:00 PM	0	0	2	1	0	0	0	0	0	0	0	0	0	3
12:15	2	2	4	2	1	0	0	0	0	0	0	0	0	11
12:30	2	1	9	3	0	0	0	0	0	0	0	0	0	15
12:45	3	3	6	1	1	0	0	0	0	0	0	0	0	14
13:00	2	3	3	5	0	0	0	0	0	0	0	0	0	13
13:15	1	2	5	4	1	0	0	0	0	0	0	0	0	13
13:30	2	3	2	1	0	0	0	0	0	0	0	0	0	8
13:45	1	3	2	1	1	0	0	0	0	0	0	0	0	8
14:00	1	5	4	0	0	0	0	0	0	0	0	0	0	10
14:15	2	1	1	0	0	0	0	0	0	0	0	0	0	4
14:30	0	4	5	0	1	0	0	0	0	0	0	0	0	10
14:45	0	2	5	2	0	0	0	0	0	0	0	0	0	9
15:00	0	5	8	2	0	0	0	0	0	0	0	0	0	15
15:15	5	9	9	5	0	0	0	0	0	0	0	0	0	28
15:30	0	1	7	2	1	0	0	0	0	0	0	0	0	11
15:45	0	4	5	9	1	0	0	0	0	0	0	0	0	19
16:00	2	4	6	2	1	0	0	0	0	0	0	0	0	15
16:15	2	2	4	2	1	0	0	0	0	0	0	0	0	11
16:30	0	3	2	6	0	0	0	0	0	0	0	0	0	11
16:45	2	3	5	3	3	0	0	0	0	0	0	0	0	16
17:00	1	4	2	4	0	0	0	0	0	0	0	0	0	11
17:15	3	2	4	1	0	0	0	0	0	0	0	0	0	10
17:30	1	5	6	0	0	0	0	0	0	0	0	0	0	12
17:45	2	2	3	1	0	0	0	0	0	0	0	0	0	8
18:00	2	2	6	2	0	0	0	0	0	0	0	0	0	12
18:15	2	4	6	1	1	0	0	0	0	0	0	0	0	14
18:30	1	3	4	2	1	0	0	0	0	0	0	0	0	11
18:45	2	0	2	2	0	0	0	0	0	0	0	0	0	6
19:00	1	1	1	0	1	0	0	0	0	0	0	0	0	4
19:15	0	1	2	1	1	0	0	0	0	0	0	0	0	5
19:30	0	1	4	1	0	0	0	0	0	0	0	0	0	6
19:45	1	2	1	3	1	0	0	0	0	0	0	0	0	8
20:00	0	1	5	0	0	0	0	0	0	0	0	0	0	6
20:15	0	1	4	0	0	0	0	0	0	0	0	0	0	5
20:30	0	0	2	3	0	0	0	0	0	0	0	0	0	5
20:45	0	0	5	0	0	0	0	0	0	0	0	0	0	5
21:00	1	1	2	3	0	0	0	0	0	0	0	0	0	7
21:15	0	0	2	0	0	0	0	0	0	0	0	0	0	2
21:30	0	0	1	1	0	0	0	0	0	0	0	0	0	2
21:45	0	0	2	1	0	0	0	0	0	0	0	0	0	3
22:00	0	0	0	0	0	0	0	0	0	0	0	0	0	0
22:15	0	0	1	0	0	0	0	0	0	0	0	0	0	1
22:30	0	0	0	1	0	0	0	0	0	0	0	0	0	1
22:45	0	0	0	0	0	0	0	0	0	0	0	0	0	0
23:00	0	0	0	0	0	0	0	0	0	0	0	0	0	0
23:15	0	0	1	0	0	0	0	0	0	0	0	0	0	1
23:30	1	0	1	1	0	0	0	0	0	0	0	0	0	3
23:45	0	0	0	0	0	0	0	0	0	0	0	0	0	0
Totals	63	122	225	122	31									565
% of Totals	11%	22%	40%	22%	6%									100%

AM Volumes	18	32	65	43	16	0	0	0	0	0	0	0	0	174
% AM	3%	6%	11%	8%	3%									31%
AM Peak Hour	9:45	7:15	7:45	7:45	7:15									7:30
Volume	6	9	25	14	5									48
PM Volumes	45	90	161	79	17	0	0	0	0	0	0	0	0	392
% PM	8%	16%	28%	14%	3%									69%
PM Peak Hour	12:15	14:30	14:45	15:45	16:00									15:00
Volume	9	20	29	19	5									73

Directional Peak Periods	AM 7-9			NOON 12-2			PM 4-6			Off Peak Volumes		
All Classes	Volume	⟷	%	Volume	⟷	%	Volume	⟷	%	Volume	⟷	%
	76		13%	85		15%	94		17%	311		55%

Street Name	Direction	Percentiles					
		15th	50th	Average	85th	95th	ADT
S Parish Pl	North Bound	16	22	22	28	31	566
S Parish Pl	South Bound	18	26	25	31	35	599

Prepared by National Data & Surveying Services

SPEED

S Parish Pl Bet. W Olive Ave & W Oak St

Day: Thursday
Date: 1/19/2023

City: Burbank
Project #: CA23_020030_011s

South Bound

Time	< 15	15 - 19	20 - 24	25 - 29	30 - 34	35 - 39	40 - 44	45 - 49	50 - 54	55 - 59	60 - 64	65 - 69	70 +	Total
0:00 AM	0	0	0	0	0	0	0	0	0	0	0	0	0	0
0:15	0	0	0	0	0	0	0	0	0	0	0	0	0	0
0:30	0	1	0	0	0	1	0	0	0	0	0	0	0	2
0:45	0	1	0	0	0	0	0	0	0	0	0	0	0	1
1:00	0	0	0	0	0	0	0	0	0	0	0	0	0	0
1:15	0	0	0	0	0	0	0	0	0	0	0	0	0	0
1:30	0	0	1	0	0	0	0	0	0	0	0	0	0	1
1:45	0	0	0	0	0	0	0	0	0	0	0	0	0	0
2:00	0	0	0	0	1	0	0	0	0	0	0	0	0	1
2:15	0	0	0	0	0	0	0	0	0	0	0	0	0	0
2:30	0	0	0	0	0	0	0	0	0	0	0	0	0	0
2:45	0	0	0	0	0	0	0	0	0	0	0	0	0	0
3:00	0	1	0	0	0	0	0	0	0	0	0	0	0	1
3:15	0	0	0	1	0	0	0	0	0	0	0	0	0	1
3:30	0	0	0	1	0	0	0	0	0	0	0	0	0	1
3:45	0	0	0	0	0	0	0	0	0	0	0	0	0	0
4:00	0	0	0	0	0	0	0	0	0	0	0	0	0	0
4:15	0	0	0	0	0	0	0	0	0	0	0	0	0	0
4:30	0	0	0	1	0	0	0	0	0	0	0	0	0	1
4:45	0	1	1	0	0	0	0	0	0	0	0	0	0	2
5:00	0	1	0	0	0	0	0	0	0	0	0	0	0	1
5:15	0	0	0	0	1	0	0	0	0	0	0	0	0	1
5:30	0	0	0	1	0	0	0	0	0	0	0	0	0	1
5:45	0	0	0	0	0	0	0	0	0	0	0	0	0	0
6:00	0	0	0	0	0	0	0	0	0	0	0	0	0	0
6:15	0	0	0	0	0	0	0	0	0	0	0	0	0	0
6:30	0	0	1	0	0	0	0	0	0	0	0	0	0	1
6:45	0	0	0	0	1	0	0	0	0	0	0	0	0	1
7:00	0	3	0	0	1	0	0	0	0	0	0	0	0	4
7:15	1	2	1	0	3	0	0	0	0	0	0	0	0	7
7:30	1	0	3	2	2	0	0	0	0	0	0	0	0	8
7:45	0	0	4	5	1	0	0	0	0	0	0	0	0	10
8:00	1	0	0	4	4	0	0	0	0	0	0	0	0	9
8:15	1	1	1	3	1	1	0	0	0	0	0	0	0	8
8:30	0	0	2	3	6	1	0	0	0	0	0	0	0	12
8:45	0	1	3	3	2	0	0	0	0	0	0	0	0	9
9:00	2	3	6	4	1	0	0	0	0	0	0	0	0	16
9:15	0	0	0	2	1	0	0	0	0	0	0	0	0	3
9:30	0	0	2	2	2	1	1	0	0	0	0	0	0	8
9:45	2	0	4	1	0	0	1	0	0	0	0	0	0	8
10:00	0	0	1	2	1	0	0	0	0	0	0	0	0	4
10:15	0	0	1	2	0	0	0	0	0	0	0	0	0	3
10:30	7	0	1	1	1	0	0	0	0	0	0	0	0	10
10:45	0	0	2	2	0	1	0	0	0	0	0	0	0	5
11:00	0	1	1	3	3	1	0	0	0	0	0	0	0	9
11:15	2	5	2	2	0	0	0	0	0	0	0	0	0	11
11:30	0	2	0	4	0	0	0	0	0	0	0	0	0	6
11:45	0	3	5	3	1	0	0	0	0	0	0	0	0	12
12:00 PM	0	0	3	9	3	1	0	0	0	0	0	0	0	16
12:15	1	4	2	6	0	0	0	0	0	0	0	0	0	13
12:30	0	0	1	5	1	0	0	0	0	0	0	0	0	7
12:45	2	2	7	4	0	0	0	0	0	0	0	0	0	15
13:00	1	1	5	2	2	0	0	0	0	0	0	0	0	11
13:15	0	1	3	1	1	0	1	0	0	0	0	0	0	7
13:30	0	2	4	5	1	0	0	0	0	0	0	0	0	12
13:45	1	0	2	3	1	0	0	0	0	0	0	0	0	7
14:00	0	1	4	3	0	0	0	0	0	0	0	0	0	8
14:15	1	2	3	5	1	0	0	0	0	0	0	0	0	12
14:30	0	3	6	6	2	2	0	0	0	0	0	0	0	19
14:45	1	6	9	4	2	0	0	0	0	0	0	0	0	22
15:00	1	1	2	6	3	1	0	0	0	0	0	0	0	14
15:15	0	2	2	1	1	0	0	0	0	0	0	0	0	6
15:30	1	3	5	6	3	0	0	0	0	0	0	0	0	18
15:45	1	3	5	6	5	1	0	0	0	0	0	0	0	21
16:00	1	2	2	6	2	2	0	0	0	0	0	0	0	15
16:15	0	0	7	7	1	0	0	0	0	0	0	0	0	15
16:30	0	0	5	4	1	2	0	0	0	0	0	0	0	12
16:45	1	3	2	10	1	2	0	0	0	0	0	0	0	19
17:00	1	1	4	7	2	0	0	0	0	0	0	0	0	15
17:15	0	4	3	5	0	2	0	0	0	0	0	0	0	14
17:30	0	0	3	5	4	0	0	0	0	0	0	0	0	12
17:45	1	1	7	2	0	0	0	0	0	0	0	0	0	11
18:00	0	0	1	6	1	0	0	0	0	0	0	0	0	8
18:15	1	0	2	4	3	0	0	0	0	0	0	0	0	10
18:30	0	4	1	0	1	0	0	0	0	0	0	0	0	6
18:45	0	0	1	5	0	0	0	0	0	0	0	0	0	6
19:00	1	2	3	1	0	1	0	0	0	0	0	0	0	8
19:15	0	0	3	3	2	0	0	0	0	0	0	0	0	8
19:30	0	0	0	2	0	0	0	0	0	0	0	0	0	2
19:45	0	1	1	5	0	0	0	0	0	0	0	0	0	7
20:00	0	0	2	4	0	0	0	0	0	0	0	0	0	6
20:15	0	2	5	1	0	1	0	0	0	0	0	0	0	9
20:30	0	1	0	2	0	1	0	0	0	0	0	0	0	4
20:45	1	0	1	2	0	1	0	0	0	0	0	0	0	5
21:00	0	0	0	1	1	0	0	0	0	0	0	0	0	2
21:15	1	0	2	1	1	0	0	0	0	0	0	0	0	5
21:30	0	0	1	0	0	0	0	0	0	0	0	0	0	1
21:45	1	1	0	1	0	0	0	0	0	0	0	0	0	3
22:00	0	0	0	0	0	0	0	0	0	0	0	0	0	0
22:15	0	1	0	1	1	0	0	0	0	0	0	0	0	3
22:30	0	0	0	1	1	0	0	0	0	0	0	0	0	2
22:45	0	0	0	0	1	0	0	0	0	0	0	0	0	1
23:00	0	1	0	1	0	0	0	0	0	0	0	0	0	2
23:15	0	0	0	0	1	0	0	0	0	0	0	0	0	1
23:30	0	0	0	0	0	1	0	0	0	0	0	0	0	1
23:45	0	0	0	0	0	0	0	0	0	0	0	0	0	0
Totals	**36**	**81**	**161**	**211**	**83**	**24**	**3**							**599**
% of Totals	6%	14%	27%	35%	14%	4%	1%							100%

AM Volumes	17	26	42	52	33	6	2	0	0	0	0	0	0	178
% AM	3%	4%	7%	9%	6%	1%	0%							30%
AM Peak Hour	9:45	11:00	8:15	11:45	8:00	7:45	9:00							11:45
Volume	9	11	12	23	13	2	2							48
PM Volumes	19	55	119	159	50	18	1	0	0	0	0	0	0	421
% PM	3%	9%	20%	27%	8%	3%	0%							70%
PM Peak Hour	12:15	14:00	14:00	16:15	15:00	16:00	12:30							15:30
Volume	4	12	22	28	12	6	1							69

Directional Peak Periods	AM 7-9			NOON 12-2			PM 4-6			Off Peak Volumes		
All Classes	Volume	⟷	%	Volume	⟷	%	Volume	⟷	%	Volume	⟷	%
	67		11%	88		15%	113		19%	331		55%

Street Name	Direction	Percentiles					
		15th	50th	Average	85th	95th	ADT
S Parish Pl	North Bound	16	22	22	28	31	566
S Parish Pl	South Bound	18	26	25	31	35	599

Prepared by National Data & Surveying Services

SPEED

S Parish Pl Bet. W Olive Ave & W Oak St

Day: Thursday
Date: 1/19/2023

City: Burbank
Project #: CA23_020030_011

Summary

Time	< 15	15 - 19	20 - 24	25 - 29	30 - 34	35 - 39	40 - 44	45 - 49	50 - 54	55 - 59	60 - 64	65 - 69	70 +	Total
0:00 AM	0	0	0	0	0	0	0	0	0	0	0	0	0	0
0:15	0	0	0	0	0	0	0	0	0	0	0	0	0	0
0:30	0	2	1	0	0	1	0	0	0	0	0	0	0	4
0:45	0	1	0	0	0	0	0	0	0	0	0	0	0	1
1:00	0	0	0	0	0	0	0	0	0	0	0	0	0	0
1:15	0	0	0	0	0	0	0	0	0	0	0	0	0	0
1:30	0	0	2	0	0	0	0	0	0	0	0	0	0	2
1:45	0	0	1	0	0	0	0	0	0	0	0	0	0	1
2:00	0	0	0	1	1	0	0	0	0	0	0	0	0	2
2:15	0	0	0	0	0	0	0	0	0	0	0	0	0	0
2:30	0	0	0	0	0	0	0	0	0	0	0	0	0	0
2:45	0	0	0	0	0	0	0	0	0	0	0	0	0	0
3:00	0	1	0	0	0	0	0	0	0	0	0	0	0	1
3:15	0	0	0	1	0	0	0	0	0	0	0	0	0	1
3:30	0	1	0	1	0	0	0	0	0	0	0	0	0	2
3:45	0	0	0	0	0	0	0	0	0	0	0	0	0	0
4:00	0	1	0	0	0	0	0	0	0	0	0	0	0	1
4:15	0	0	0	0	0	0	0	0	0	0	0	0	0	0
4:30	0	0	0	1	0	0	0	0	0	0	0	0	0	1
4:45	0	1	1	0	0	0	0	0	0	0	0	0	0	2
5:00	1	1	0	0	0	0	0	0	0	0	0	0	0	2
5:15	0	0	1	0	1	0	0	0	0	0	0	0	0	2
5:30	0	0	0	1	0	0	0	0	0	0	0	0	0	1
5:45	0	1	1	0	0	0	0	0	0	0	0	0	0	2
6:00	0	0	0	0	0	0	0	0	0	0	0	0	0	0
6:15	0	0	0	1	0	0	0	0	0	0	0	0	0	1
6:30	0	0	1	0	0	0	0	0	0	0	0	0	0	1
6:45	2	0	0	0	1	0	0	0	0	0	0	0	0	3
7:00	0	4	2	1	1	0	0	0	0	0	0	0	0	8
7:15	1	5	4	2	4	0	0	0	0	0	0	0	0	16
7:30	2	4	5	2	4	0	0	0	0	0	0	0	0	17
7:45	1	0	13	9	2	0	0	0	0	0	0	0	0	25
8:00	1	2	7	8	5	0	0	0	0	0	0	0	0	23
8:15	1	2	6	6	2	1	0	0	0	0	0	0	0	18
8:30	0	0	6	6	7	1	0	0	0	0	0	0	0	20
8:45	1	1	5	5	4	0	0	0	0	0	0	0	0	16
9:00	3	4	6	7	2	0	0	0	0	0	0	0	0	22
9:15	0	1	1	6	2	0	0	0	0	0	0	0	0	10
9:30	0	2	5	2	2	1	1	0	0	0	0	0	0	13
9:45	3	1	6	3	0	0	1	0	0	0	0	0	0	14
10:00	0	0	3	2	3	0	0	0	0	0	0	0	0	8
10:15	2	2	1	4	1	0	0	0	0	0	0	0	0	10
10:30	10	1	6	3	1	0	0	0	0	0	0	0	0	21
10:45	1	1	3	5	0	1	0	0	0	0	0	0	0	11
11:00	0	3	2	4	5	1	0	0	0	0	0	0	0	15
11:15	2	7	6	2	0	0	0	0	0	0	0	0	0	17
11:30	2	5	5	5	0	0	0	0	0	0	0	0	0	17
11:45	2	4	7	7	1	0	0	0	0	0	0	0	0	21
12:00 PM	0	0	5	10	3	1	0	0	0	0	0	0	0	19
12:15	3	6	6	8	1	0	0	0	0	0	0	0	0	24
12:30	2	1	10	8	1	0	0	0	0	0	0	0	0	22
12:45	5	5	13	5	1	0	0	0	0	0	0	0	0	29
13:00	3	4	8	7	2	0	0	0	0	0	0	0	0	24
13:15	1	3	8	5	2	0	1	0	0	0	0	0	0	20
13:30	2	5	6	6	1	0	0	0	0	0	0	0	0	20
13:45	2	3	4	4	2	0	0	0	0	0	0	0	0	15
14:00	1	6	8	3	0	0	0	0	0	0	0	0	0	18
14:15	3	3	4	5	1	0	0	0	0	0	0	0	0	16
14:30	0	7	11	6	3	2	0	0	0	0	0	0	0	29
14:45	1	8	14	6	2	0	0	0	0	0	0	0	0	31
15:00	1	6	10	8	3	1	0	0	0	0	0	0	0	29
15:15	5	11	11	6	1	0	0	0	0	0	0	0	0	34
15:30	1	4	12	8	4	0	0	0	0	0	0	0	0	29
15:45	1	7	10	15	6	1	0	0	0	0	0	0	0	40
16:00	3	6	8	8	3	2	0	0	0	0	0	0	0	30
16:15	2	2	11	9	2	0	0	0	0	0	0	0	0	26
16:30	0	3	7	10	1	2	0	0	0	0	0	0	0	23
16:45	3	6	7	13	4	2	0	0	0	0	0	0	0	35
17:00	2	5	6	11	2	0	0	0	0	0	0	0	0	26
17:15	3	6	7	6	0	2	0	0	0	0	0	0	0	24
17:30	1	5	9	5	4	0	0	0	0	0	0	0	0	24
17:45	3	3	10	3	0	0	0	0	0	0	0	0	0	19
18:00	2	2	7	8	1	0	0	0	0	0	0	0	0	20
18:15	3	4	8	5	4	0	0	0	0	0	0	0	0	24
18:30	1	7	5	2	2	0	0	0	0	0	0	0	0	17
18:45	2	0	3	7	0	0	0	0	0	0	0	0	0	12
19:00	2	3	4	1	1	1	0	0	0	0	0	0	0	12
19:15	0	1	5	4	3	0	0	0	0	0	0	0	0	13
19:30	0	1	4	3	0	0	0	0	0	0	0	0	0	8
19:45	1	3	2	8	1	0	0	0	0	0	0	0	0	15
20:00	0	1	7	4	0	0	0	0	0	0	0	0	0	12
20:15	0	3	9	1	0	1	0	0	0	0	0	0	0	14
20:30	0	1	2	5	0	1	0	0	0	0	0	0	0	9
20:45	1	0	6	2	0	1	0	0	0	0	0	0	0	10
21:00	1	1	2	4	1	0	0	0	0	0	0	0	0	9
21:15	1	0	4	1	1	0	0	0	0	0	0	0	0	7
21:30	0	0	2	1	0	0	0	0	0	0	0	0	0	3
21:45	1	1	2	2	0	0	0	0	0	0	0	0	0	6
22:00	0	0	0	0	0	0	0	0	0	0	0	0	0	0
22:15	0	1	1	1	1	0	0	0	0	0	0	0	0	4
22:30	0	0	0	2	1	0	0	0	0	0	0	0	0	3
22:45	0	0	0	0	1	0	0	0	0	0	0	0	0	1
23:00	0	1	0	1	0	0	0	0	0	0	0	0	0	2
23:15	0	0	1	0	1	0	0	0	0	0	0	0	0	2
23:30	1	0	1	1	0	1	0	0	0	0	0	0	0	4
23:45	0	0	0	0	0	0	0	0	0	0	0	0	0	0
Totals	99	203	387	333	116	24	3							1165
% of Totals	8%	17%	33%	29%	10%	2%	0%							100%

AM Volumes	35	58	107	95	49	6	2	0	0	0	0	0	0	352
% AM	3%	5%	9%	8%	4%	1%	0%							30%
AM Peak Hour	9:45	11:00	7:45	11:45	8:00	7:45	9:00							7:45
Volume	15	19	32	33	18	2	2							86
PM Volumes	64	145	280	238	67	18	1	0	0	0	0	0	0	813
% PM	5%	12%	24%	20%	6%	2%	0%							70%
PM Peak Hour	12:15	14:30	14:45	16:15	15:30	16:00	12:30							15:15
Volume	13	32	47	43	15	6	1							133

Directional Peak Periods	AM 7-9			NOON 12-2			PM 4-6			Off Peak Volumes		
All Classes	Volume	⟷	%	Volume	⟷	%	Volume	⟷	%	Volume	⟷	%
	143		12%	173		15%	207		18%	642		55%

Street Name	Direction	Percentiles					
		15th	50th	Average	85th	95th	ADT
S Parish Pl	Summary	17	24	23	30	34	1165

Prepared by National Data & Surveying Services

SPEED

S Parish Pl Bet. W Olive Ave & W Oak St

Day: Thursday
Date: 1/19/2023

City: Burbank
Project #: CA23_020030_011n

North Bound

Time	< 15	15 - 19	20 - 24	25 - 29	30 - 34	35 - 39	40 - 44	45 - 49	50 - 54	55 - 59	60 - 64	65 - 69	70 +	Total
0:00 AM	0	1	1	0	0	0	0	0	0	0	0	0	0	2
1:00	0	0	2	0	0	0	0	0	0	0	0	0	0	2
2:00	0	0	0	1	0	0	0	0	0	0	0	0	0	1
3:00	0	1	0	0	0	0	0	0	0	0	0	0	0	1
4:00	0	1	0	0	0	0	0	0	0	0	0	0	0	1
5:00	1	1	2	0	0	0	0	0	0	0	0	0	0	4
6:00	2	0	0	1	0	0	0	0	0	0	0	0	0	3
7:00	2	8	16	7	4	0	0	0	0	0	0	0	0	37
8:00	1	3	18	12	5	0	0	0	0	0	0	0	0	39
9:00	2	5	6	9	2	0	0	0	0	0	0	0	0	24
10:00	6	4	8	7	3	0	0	0	0	0	0	0	0	28
11:00	4	8	12	6	2	0	0	0	0	0	0	0	0	32
12:00 PM	7	6	21	7	2	0	0	0	0	0	0	0	0	43
13:00	6	11	12	11	2	0	0	0	0	0	0	0	0	42
14:00	3	12	15	2	1	0	0	0	0	0	0	0	0	33
15:00	5	19	29	18	2	0	0	0	0	0	0	0	0	73
16:00	6	12	17	13	5	0	0	0	0	0	0	0	0	53
17:00	7	13	15	6	0	0	0	0	0	0	0	0	0	41
18:00	7	9	18	7	2	0	0	0	0	0	0	0	0	43
19:00	2	5	8	5	3	0	0	0	0	0	0	0	0	23
20:00	0	2	16	3	0	0	0	0	0	0	0	0	0	21
21:00	1	1	7	5	0	0	0	0	0	0	0	0	0	14
22:00	0	0	1	1	0	0	0	0	0	0	0	0	0	2
23:00	1	0	2	1	0	0	0	0	0	0	0	0	0	4
Totals	63	122	226	122	33									566
% of Totals	11%	22%	40%	22%	6%									100%

AM Volumes	18	32	65	43	16	0	0	0	0	0	0	0	0	174
% AM	3%	6%	11%	8%	3%									31%
AM Peak Hour	10:00	7:00	8:00	8:00	8:00									8:00
Volume	6	8	18	12	5									39
PM Volumes	45	90	161	79	17	0	0	0	0	0	0	0	0	392
% PM	8%	16%	28%	14%	3%									69%
PM Peak Hour	12:00	15:00	15:00	15:00	16:00									15:00
Volume	7	19	29	18	5									73

Directional Peak Periods	AM 7-9			NOON 12-2			PM 4-6			Off Peak Volumes		
All Speeds	Volume	↔	%	Volume	↔	%	Volume	↔	%	Volume	↔	%
	76		13%	85		15%	94		17%	311		55%

Street Name	Direction	Percentiles					
		15th	50th	Average	85th	95th	ADT
S Parish Pl	North Bound	16	22	22	28	31	566
S Parish Pl	South Bound	18	26	25	31	35	599

Prepared by National Data & Surveying Services

SPEED

S Parish Pl Bet. W Olive Ave & W Oak St

Day: Thursday
Date: 1/19/2023

City: Burbank
Project #: CA23_020030_011s

South Bound

Time	< 15	15 - 19	20 - 24	25 - 29	30 - 34	35 - 39	40 - 44	45 - 49	50 - 54	55 - 59	60 - 64	65 - 69	70 +	Total
0:00 AM	0	2	0	0	0	1	0	0	0	0	0	0	0	3
1:00	0	0	1	0	0	0	0	0	0	0	0	0	0	1
2:00	0	0	0	0	1	0	0	0	0	0	0	0	0	1
3:00	0	1	0	2	0	0	0	0	0	0	0	0	0	3
4:00	0	1	1	1	0	0	0	0	0	0	0	0	0	3
5:00	0	1	0	1	1	0	0	0	0	0	0	0	0	3
6:00	0	0	1	0	1	0	0	0	0	0	0	0	0	2
7:00	2	5	8	7	7	0	0	0	0	0	0	0	0	29
8:00	2	2	6	13	13	2	0	0	0	0	0	0	0	38
9:00	4	3	12	9	4	1	2	0	0	0	0	0	0	35
10:00	7	0	5	7	2	1	0	0	0	0	0	0	0	22
11:00	2	11	8	12	4	1	0	0	0	0	0	0	0	38
12:00 PM	3	6	13	24	4	1	0	0	0	0	0	0	0	51
13:00	2	4	14	11	5	0	1	0	0	0	0	0	0	37
14:00	2	12	22	18	5	2	0	0	0	0	0	0	0	61
15:00	3	9	14	19	12	2	0	0	0	0	0	0	0	59
16:00	2	5	16	27	5	6	0	0	0	0	0	0	0	61
17:00	2	6	17	19	6	2	0	0	0	0	0	0	0	52
18:00	1	4	5	15	5	0	0	0	0	0	0	0	0	30
19:00	1	3	7	11	2	1	0	0	0	0	0	0	0	25
20:00	1	3	8	9	0	3	0	0	0	0	0	0	0	24
21:00	2	1	3	3	2	0	0	0	0	0	0	0	0	11
22:00	0	1	0	2	3	0	0	0	0	0	0	0	0	6
23:00	0	1	0	1	1	1	0	0	0	0	0	0	0	4
Totals	36	81	161	211	83	24	3							599
% of Totals	6%	14%	27%	35%	14%	4%	1%							100%

AM Volumes	17	26	42	52	33	6	2	0	0	0	0	0	0	178
% AM	3%	4%	7%	9%	6%	1%	0%							30%
AM Peak Hour	10:00	11:00	9:00	8:00	8:00	8:00	9:00							8:00
Volume	7	11	12	13	13	2	2							38
PM Volumes	19	55	119	159	50	18	1	0	0	0	0	0	0	421
% PM	3%	9%	20%	27%	8%	3%	0%							70%
PM Peak Hour	12:00	14:00	14:00	16:00	15:00	16:00	13:00							14:00
Volume	3	12	22	27	12	6	1							61

Directional Peak Periods	AM 7-9			NOON 12-2			PM 4-6			Off Peak Volumes		
All Speeds	Volume		%	Volume		%	Volume		%	Volume		%
	67	↔	11%	88	↔	15%	113	↔	19%	331	↔	55%

Street Name	Direction	Percentiles					
		15th	50th	Average	85th	95th	ADT
S Parish Pl	North Bound	16	22	22	28	31	566
S Parish Pl	South Bound	18	26	25	31	35	599

Prepared by National Data & Surveying Services

SPEED

S Parish Pl Bet. W Olive Ave & W Oak St

Day: Thursday
Date: 1/19/2023

City: Burbank
Project #: CA23_020030_011

Summary

Time	< 15	15 - 19	20 - 24	25 - 29	30 - 34	35 - 39	40 - 44	45 - 49	50 - 54	55 - 59	60 - 64	65 - 69	70 +	Total
0:00 AM	0	3	1	0	0	1	0	0	0	0	0	0	0	5
1:00	0	0	3	0	0	0	0	0	0	0	0	0	0	3
2:00	0	0	0	1	1	0	0	0	0	0	0	0	0	2
3:00	0	2	0	2	0	0	0	0	0	0	0	0	0	4
4:00	0	2	1	1	0	0	0	0	0	0	0	0	0	4
5:00	1	2	2	1	1	0	0	0	0	0	0	0	0	7
6:00	2	0	1	1	1	0	0	0	0	0	0	0	0	5
7:00	4	13	24	14	11	0	0	0	0	0	0	0	0	66
8:00	3	5	24	25	18	2	0	0	0	0	0	0	0	77
9:00	6	8	18	18	6	1	2	0	0	0	0	0	0	59
10:00	13	4	13	14	5	1	0	0	0	0	0	0	0	50
11:00	6	19	20	18	6	1	0	0	0	0	0	0	0	70
12:00 PM	10	12	34	31	6	1	0	0	0	0	0	0	0	94
13:00	8	15	26	22	7	0	1	0	0	0	0	0	0	79
14:00	5	24	37	20	6	2	0	0	0	0	0	0	0	94
15:00	8	28	43	37	14	2	0	0	0	0	0	0	0	132
16:00	8	17	33	40	10	6	0	0	0	0	0	0	0	114
17:00	9	19	32	25	6	2	0	0	0	0	0	0	0	93
18:00	8	13	23	22	7	0	0	0	0	0	0	0	0	73
19:00	3	8	15	16	5	1	0	0	0	0	0	0	0	48
20:00	1	5	24	12	0	3	0	0	0	0	0	0	0	45
21:00	3	2	10	8	2	0	0	0	0	0	0	0	0	25
22:00	0	1	1	3	3	0	0	0	0	0	0	0	0	8
23:00	1	1	2	2	1	1	0	0	0	0	0	0	0	8
Totals	99	203	387	333	116	24	3							1165
% of Totals	8%	17%	33%	29%	10%	2%	0%							100%

AM Volumes	35	58	107	95	49	6	2	0	0	0	0	0	0	352
% AM	3%	5%	9%	8%	4%	1%	0%							30%
AM Peak Hour	10:00	11:00	7:00	8:00	8:00	8:00	9:00							8:00
Volume	13	19	24	25	18	2	2							77
PM Volumes	64	145	280	238	67	18	1	0	0	0	0	0	0	813
% PM	5%	12%	24%	20%	6%	2%	0%							70%
PM Peak Hour	12:00	15:00	15:00	16:00	15:00	16:00	13:00							15:00
Volume	10	28	43	40	14	6	1							132

Directional Peak Periods	AM 7-9			NOON 12-2			PM 4-6			Off Peak Volumes		
All Speeds	Volume		%	Volume		%	Volume		%	Volume		%
	143	↔	12%	173	↔	15%	207	↔	18%	642	↔	55%

Street Name	Direction	Percentiles					
		15th	50th	Average	85th	95th	ADT
S Parish Pl	Summary	17	24	23	30	34	1165

ATTACHMENT 3 - 1200

Prepared by NDS/ATD

Prepared by National Data & Surveying Services

VOLUME

S Parish Pl Bet. W Olive Ave & W Oak St

Day: Thursday
Date: 1/19/2023

City: Burbank
Project #: CA23_020030_011

DAILY TOTALS	NB	SB	EB	WB	Total
	566	599	0	0	1,165

AM Period	NB		SB		EB	WB	TOTAL		PM Period	NB		SB		EB	WB	TOTAL	
0:00	0		0		0	0			12:00	3		16		0	0	19	
0:15	0		0		0	0			12:15	11		13		0	0	24	
0:30	2		2		0	0	4		12:30	15		7		0	0	22	
0:45	0	2	1	3	0	0	1	5	12:45	14	43	15	51	0	0	29	94
1:00	0		0		0	0			13:00	13		11		0	0	24	
1:15	0		0		0	0			13:15	13		7		0	0	20	
1:30	1		1		0	0	2		13:30	8		12		0	0	20	
1:45	1	2	0	1	0	0	1	3	13:45	8	42	7	37	0	0	15	79
2:00	1		1		0	0	2		14:00	10		8		0	0	18	
2:15	0		0		0	0			14:15	4		12		0	0	16	
2:30	0		0		0	0			14:30	10		19		0	0	29	
2:45	0	1	0	1	0	0		2	14:45	9	33	22	61	0	0	31	94
3:00	0		1		0	0	1		15:00	15		14		0	0	29	
3:15	0		1		0	0	1		15:15	28		6		0	0	34	
3:30	1		1		0	0	2		15:30	11		18		0	0	29	
3:45	0	1	0	3	0	0		4	15:45	19	73	21	59	0	0	40	132
4:00	1		0		0	0	1		16:00	15		15		0	0	30	
4:15	0		0		0	0			16:15	11		15		0	0	26	
4:30	0		1		0	0	1		16:30	11		12		0	0	23	
4:45	0	1	2	3	0	0	2	4	16:45	16	53	19	61	0	0	35	114
5:00	1		1		0	0	2		17:00	11		15		0	0	26	
5:15	1		1		0	0	2		17:15	10		14		0	0	24	
5:30	0		1		0	0	1		17:30	12		12		0	0	24	
5:45	2	4	0	3	0	0	2	7	17:45	8	41	11	52	0	0	19	93
6:00	0		0		0	0			18:00	12		8		0	0	20	
6:15	1		0		0	0	1		18:15	14		10		0	0	24	
6:30	0		1		0	0	1		18:30	11		6		0	0	17	
6:45	2	3	1	2	0	0	3	5	18:45	6	43	6	30	0	0	12	73
7:00	4		4		0	0	8		19:00	4		8		0	0	12	
7:15	9		7		0	0	16		19:15	5		8		0	0	13	
7:30	9		8		0	0	17		19:30	6		2		0	0	8	
7:45	15	37	10	29	0	0	25	66	19:45	8	23	7	25	0	0	15	48
8:00	14		9		0	0	23		20:00	6		6		0	0	12	
8:15	10		8		0	0	18		20:15	5		9		0	0	14	
8:30	8		12		0	0	20		20:30	5		4		0	0	9	
8:45	7	39	9	38	0	0	16	77	20:45	5	21	5	24	0	0	10	45
9:00	6		16		0	0	22		21:00	7		2		0	0	9	
9:15	7		3		0	0	10		21:15	2		5		0	0	7	
9:30	5		8		0	0	13		21:30	2		1		0	0	3	
9:45	6	24	8	35	0	0	14	59	21:45	3	14	3	11	0	0	6	25
10:00	4		4		0	0	8		22:00	0		0		0	0		
10:15	7		3		0	0	10		22:15	1		3		0	0	4	
10:30	11		10		0	0	21		22:30	1		2		0	0	3	
10:45	6	28	5	22	0	0	11	50	22:45	0	2	1	6	0	0	1	8
11:00	6		9		0	0	15		23:00	0		2		0	0	2	
11:15	6		11		0	0	17		23:15	1		1		0	0	2	
11:30	11		6		0	0	17		23:30	3		1		0	0	4	
11:45	9	32	12	38	0	0	21	70	23:45	0	4	0	4	0	0		8
TOTALS		174		178				**352**	**TOTALS**		392		421				**813**
SPLIT %		49.4%		50.6%				**30.2%**	**SPLIT %**		48.2%		51.8%				**69.8%**

DAILY TOTALS	NB	SB	EB	WB	Total
	566	599	0	0	1,165

AM Peak Hour	7:30	11:45			**7:45**	**PM Peak Hour**	15:00	15:30			**15:15**
AM Pk Volume	48	48			**86**	**PM Pk Volume**	73	69			**133**
Pk Hr Factor	0.800	0.750			**0.860**	**Pk Hr Factor**	0.652	0.821			**0.831**
7 - 9 Volume	76	67	0	0	**143**	**4 - 6 Volume**	94	113	0	0	**207**
7 - 9 Peak Hour	7:30	7:45			**7:45**	**4 - 6 Peak Hour**	16:00	16:00			**16:00**
7 - 9 Pk Volume	48	39	0	0	**86**	**4 - 6 Pk Volume**	53	61	0	0	**114**
Pk Hr Factor	0.800	0.813	0.000	0.000	**0.860**	**Pk Hr Factor**	0.828	0.803	0.000	0.000	**0.814**

Prepared by NDS/ATD

Project #: CA23_020030_011 **City:** Burbank

Location: S Parish Pl Bet. W Olive Ave & W Oak St **Date:** 1/19/2023

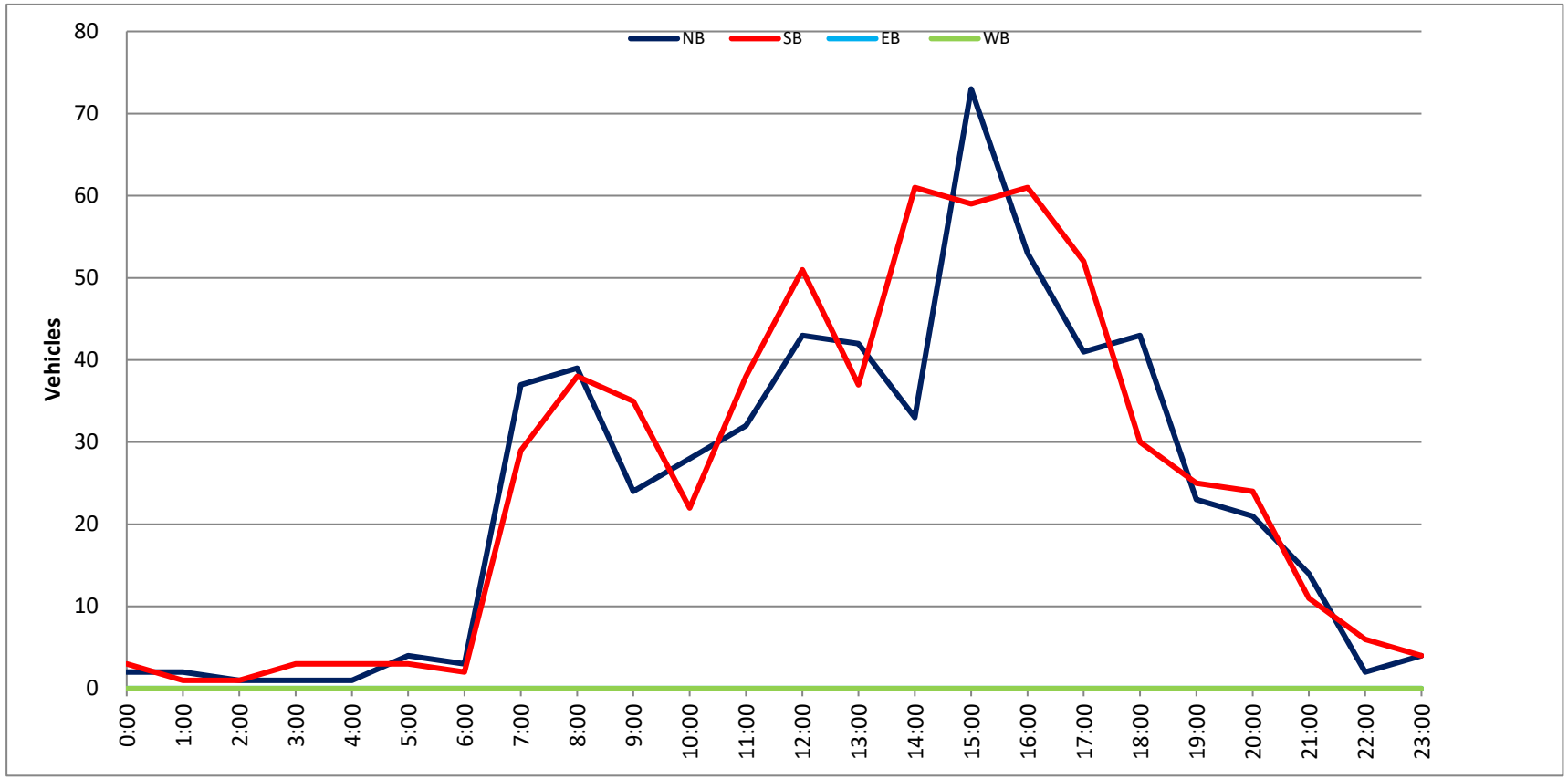

Prepared by National Data & Surveying Services

SPEED

S Orchard Dr Bet. W Oak St & W Alameda Ave

Day: Tuesday
Date: 1/17/2023

City: Burbank
Project #: CA23_020030_015n

North Bound

Time	< 15	15 - 19	20 - 24	25 - 29	30 - 34	35 - 39	40 - 44	45 - 49	50 - 54	55 - 59	60 - 64	65 - 69	70 +	Total
0:00 AM	0	0	0	0	0	0	0	0	0	0	0	0	0	0
0:15	0	0	0	0	0	0	0	0	0	0	0	0	0	0
0:30	0	0	0	0	0	0	0	0	0	0	0	0	0	0
0:45	0	0	0	0	0	0	0	0	0	0	0	0	0	0
1:00	0	0	0	0	0	0	0	0	0	0	0	0	0	0
1:15	0	0	0	0	0	0	0	0	0	0	0	0	0	0
1:30	0	0	0	0	0	0	0	0	0	0	0	0	0	0
1:45	0	0	0	0	0	0	0	0	0	0	0	0	0	0
2:00	0	0	0	0	0	0	0	0	0	0	0	0	0	0
2:15	0	0	0	0	0	0	0	0	0	0	0	0	0	0
2:30	0	0	0	0	0	0	0	0	0	0	0	0	0	0
2:45	0	0	0	0	0	0	0	0	0	0	0	0	0	0
3:00	0	0	0	0	0	0	0	0	0	0	0	0	0	0
3:15	0	0	0	0	0	0	0	0	0	0	0	0	0	0
3:30	0	0	0	0	0	0	0	0	0	0	0	0	0	0
3:45	0	0	0	0	0	0	0	0	0	0	0	0	0	0
4:00	1	0	0	0	0	0	0	0	0	0	0	0	0	1
4:15	0	0	0	0	0	0	0	0	0	0	0	0	0	0
4:30	0	1	0	0	0	0	0	0	0	0	0	0	0	1
4:45	0	0	0	0	0	0	0	0	0	0	0	0	0	0
5:00	1	0	0	0	0	0	0	0	0	0	0	0	0	1
5:15	0	0	0	0	0	0	0	0	0	0	0	0	0	0
5:30	0	0	0	0	0	0	0	0	0	0	0	0	0	0
5:45	0	1	0	0	0	0	0	0	0	0	0	0	0	1
6:00	2	0	0	0	0	0	0	0	0	0	0	0	0	2
6:15	0	0	0	0	0	0	0	0	0	0	0	0	0	0
6:30	0	0	0	0	0	0	0	0	0	0	0	0	0	0
6:45	0	1	0	0	0	0	0	0	0	0	0	0	0	1
7:00	3	0	0	0	0	0	0	0	0	0	0	0	0	3
7:15	0	0	0	0	0	0	0	0	0	0	0	0	0	0
7:30	1	0	0	0	0	0	0	0	0	0	0	0	0	1
7:45	0	2	0	0	0	0	0	0	0	0	0	0	0	2
8:00	1	2	0	0	0	0	0	0	0	0	0	0	0	3
8:15	1	2	0	0	0	0	0	0	0	0	0	0	0	3
8:30	1	3	1	0	0	0	0	0	0	0	0	0	0	5
8:45	1	2	0	0	0	0	0	0	0	0	0	0	0	3
9:00	0	3	0	0	0	0	0	0	0	0	0	0	0	3
9:15	0	2	1	0	0	0	0	0	0	0	0	0	0	3
9:30	3	0	1	0	0	0	0	0	0	0	0	0	0	4
9:45	1	0	1	0	0	0	0	0	0	0	0	0	0	2
10:00	3	4	0	0	0	0	0	0	0	0	0	0	0	7
10:15	0	1	0	0	0	0	0	0	0	0	0	0	0	1
10:30	2	2	0	0	0	0	0	0	0	0	0	0	0	4
10:45	3	5	1	0	0	0	0	0	0	0	0	0	0	9
11:00	0	1	2	0	0	0	0	0	0	0	0	0	0	3
11:15	0	3	0	0	0	0	0	0	0	0	0	0	0	3
11:30	0	2	2	0	0	0	0	0	0	0	0	0	0	4
11:45	2	4	0	0	0	0	0	0	0	0	0	0	0	6
12:00 PM	0	1	1	0	0	0	0	0	0	0	0	0	0	2
12:15	0	3	0	0	0	0	0	0	0	0	0	0	0	3
12:30	0	3	2	0	0	0	0	0	0	0	0	0	0	5
12:45	1	3	0	0	0	0	0	0	0	0	0	0	0	4
13:00	0	1	1	0	0	0	0	0	0	0	0	0	0	2
13:15	0	3	0	0	0	0	0	0	0	0	0	0	0	3
13:30	0	4	0	0	0	0	0	0	0	0	0	0	0	4
13:45	1	8	0	0	0	0	0	0	0	0	0	0	0	9
14:00	0	2	2	0	0	0	0	0	0	0	0	0	0	4
14:15	2	2	1	0	0	0	0	0	0	0	0	0	0	5
14:30	3	1	1	0	0	0	0	0	0	0	0	0	0	5
14:45	0	1	2	0	0	0	0	0	0	0	0	0	0	3
15:00	2	4	1	0	0	0	0	0	0	0	0	0	0	7
15:15	1	2	1	0	0	0	0	0	0	0	0	0	0	4
15:30	2	2	1	0	0	0	0	0	0	0	0	0	0	5
15:45	2	2	1	0	0	0	0	0	0	0	0	0	0	5
16:00	0	3	0	0	0	0	0	0	0	0	0	0	0	3
16:15	1	2	0	0	0	0	0	0	0	0	0	0	0	3
16:30	1	0	1	0	0	0	0	0	0	0	0	0	0	2
16:45	2	3	0	0	0	0	0	0	0	0	0	0	0	5
17:00	2	2	0	0	0	0	0	0	0	0	0	0	0	4
17:15	2	0	0	0	0	0	0	0	0	0	0	0	0	2
17:30	2	3	1	0	0	0	0	0	0	0	0	0	0	6
17:45	1	4	0	0	0	0	0	0	0	0	0	0	0	5
18:00	2	0	0	0	0	0	0	0	0	0	0	0	0	2
18:15	3	2	0	0	0	0	0	0	0	0	0	0	0	5
18:30	0	0	0	0	0	0	0	0	0	0	0	0	0	0
18:45	1	1	1	0	0	0	0	0	0	0	0	0	0	3
19:00	3	2	1	0	0	0	0	0	0	0	0	0	0	6
19:15	2	2	0	0	0	0	0	0	0	0	0	0	0	4
19:30	2	3	1	0	0	0	0	0	0	0	0	0	0	6
19:45	0	3	0	0	0	0	0	0	0	0	0	0	0	3
20:00	2	1	0	0	0	0	0	0	0	0	0	0	0	3
20:15	1	1	1	0	0	0	0	0	0	0	0	0	0	3
20:30	1	0	1	0	0	0	0	0	0	0	0	0	0	2
20:45	1	2	0	0	0	0	0	0	0	0	0	0	0	3
21:00	0	1	1	0	0	0	0	0	0	0	0	0	0	2
21:15	0	1	0	0	0	0	0	0	0	0	0	0	0	1
21:30	0	1	0	0	0	0	0	0	0	0	0	0	0	1
21:45	1	0	0	0	0	0	0	0	0	0	0	0	0	1
22:00	1	0	1	0	0	0	0	0	0	0	0	0	0	2
22:15	0	0	0	0	0	0	0	0	0	0	0	0	0	0
22:30	0	0	0	0	0	0	0	0	0	0	0	0	0	0
22:45	0	0	0	0	0	0	0	0	0	0	0	0	0	0
23:00	0	0	0	0	0	0	0	0	0	0	0	0	0	0
23:15	0	0	0	0	0	0	0	0	0	0	0	0	0	0
23:30	0	0	0	0	0	0	0	0	0	0	0	0	0	0
23:45	0	0	0	0	0	0	0	0	0	0	0	0	0	0
Totals	71	120	32											223
% of Totals	32%	54%	14%											100%

AM Volumes	26	41	9	0	0	0	0	0	0	0	0	0	0	76
% AM	12%	18%	4%											34%
AM Peak Hour	10:00	10:00	10:45											10:00
Volume	8	12	5											21
PM Volumes	45	79	23	0	0	0	0	0	0	0	0	0	0	147
% PM	20%	35%	10%											66%
PM Peak Hour	16:45	13:15	14:00											13:45
Volume	8	17	6											23

Directional Peak Periods	AM 7-9			NOON 12-2			PM 4-6			Off Peak Volumes		
All Classes	Volume	⟷	%	Volume	⟷	%	Volume	⟷	%	Volume	⟷	%
	20	⟷	9%	32	⟷	14%	30	⟷	13%	141	⟷	63%

Street Name	Direction	Percentiles					
		15th	50th	Average	85th	95th	ADT
S Orchard Dr	North Bound	10	17	16	20	23	223
S Orchard Dr	South Bound	8	14	14	20	23	203

ATTACHMENT 3 - 1203

Prepared by National Data & Surveying Services

SPEED

S Orchard Dr Bet. W Oak St & W Alameda Ave

Day: Tuesday
Date: 1/17/2023

City: Burbank
Project #: CA23_020030_015s

South Bound

Time	< 15	15 - 19	20 - 24	25 - 29	30 - 34	35 - 39	40 - 44	45 - 49	50 - 54	55 - 59	60 - 64	65 - 69	70 +	Total
0:00 AM	0	0	0	0	0	0	0	0	0	0	0	0	0	0
0:15	0	0	0	0	0	0	0	0	0	0	0	0	0	0
0:30	0	0	0	0	0	0	0	0	0	0	0	0	0	0
0:45	0	0	0	0	0	0	0	0	0	0	0	0	0	0
1:00	0	0	0	0	0	0	0	0	0	0	0	0	0	0
1:15	0	0	0	0	0	0	0	0	0	0	0	0	0	0
1:30	0	0	0	0	0	0	0	0	0	0	0	0	0	0
1:45	0	0	0	0	0	0	0	0	0	0	0	0	0	0
2:00	0	0	1	0	0	0	0	0	0	0	0	0	0	1
2:15	0	0	0	0	0	0	0	0	0	0	0	0	0	0
2:30	0	0	0	0	0	0	0	0	0	0	0	0	0	0
2:45	0	0	0	0	0	0	0	0	0	0	0	0	0	0
3:00	0	0	0	0	0	0	0	0	0	0	0	0	0	0
3:15	0	0	0	0	0	0	0	0	0	0	0	0	0	0
3:30	0	0	0	0	0	0	0	0	0	0	0	0	0	0
3:45	0	0	0	0	0	0	0	0	0	0	0	0	0	0
4:00	0	0	0	0	0	0	0	0	0	0	0	0	0	0
4:15	0	0	0	0	0	0	0	0	0	0	0	0	0	0
4:30	0	0	0	0	0	0	0	0	0	0	0	0	0	0
4:45	0	0	0	0	0	0	0	0	0	0	0	0	0	0
5:00	1	0	0	0	0	0	0	0	0	0	0	0	0	1
5:15	0	0	0	0	0	0	0	0	0	0	0	0	0	0
5:30	0	0	0	0	0	0	0	0	0	0	0	0	0	0
5:45	1	0	0	0	0	0	0	0	0	0	0	0	0	1
6:00	3	0	0	0	0	0	0	0	0	0	0	0	0	3
6:15	0	0	0	0	0	0	0	0	0	0	0	0	0	0
6:30	0	0	0	0	0	0	0	0	0	0	0	0	0	0
6:45	1	0	0	0	0	0	0	0	0	0	0	0	0	1
7:00	2	0	0	0	0	0	0	0	0	0	0	0	0	2
7:15	0	1	0	0	0	0	0	0	0	0	0	0	0	1
7:30	0	1	0	0	0	0	0	0	0	0	0	0	0	1
7:45	1	0	0	0	0	0	0	0	0	0	0	0	0	1
8:00	3	0	0	1	0	0	0	0	0	0	0	0	0	4
8:15	2	2	1	0	0	0	0	0	0	0	0	0	0	5
8:30	1	0	2	0	0	0	0	0	0	0	0	0	0	3
8:45	1	0	0	0	0	0	0	0	0	0	0	0	0	1
9:00	1	3	0	0	0	0	0	0	0	0	0	0	0	4
9:15	0	0	0	0	0	0	0	0	0	0	0	0	0	0
9:30	4	0	0	0	0	0	0	0	0	0	0	0	0	4
9:45	2	1	0	0	0	0	0	0	0	0	0	0	0	3
10:00	2	3	0	0	0	0	0	0	0	0	0	0	0	5
10:15	0	1	0	0	0	0	0	0	0	0	0	0	0	1
10:30	3	0	0	0	0	0	0	0	0	0	0	0	0	3
10:45	2	3	0	0	0	0	0	0	0	0	0	0	0	5
11:00	3	0	0	0	0	0	0	0	0	0	0	0	0	3
11:15	1	1	1	0	0	0	0	0	0	0	0	0	0	3
11:30	4	2	0	0	0	0	0	0	0	0	0	0	0	6
11:45	1	0	0	0	0	0	0	0	0	0	0	0	0	1
12:00 PM	0	1	2	0	0	0	0	0	0	0	0	0	0	3
12:15	1	0	0	0	0	0	0	0	0	0	0	0	0	1
12:30	3	3	0	0	0	0	0	0	0	0	0	0	0	6
12:45	1	2	0	0	0	0	0	0	0	0	0	0	0	3
13:00	2	2	0	0	0	0	0	0	0	0	0	0	0	4
13:15	2	0	2	0	0	0	0	0	0	0	0	0	0	4
13:30	4	3	0	0	0	0	0	0	0	0	0	0	0	7
13:45	0	0	1	0	0	0	0	0	0	0	0	0	0	1
14:00	4	4	1	0	0	0	0	0	0	0	0	0	0	9
14:15	2	3	1	0	0	0	0	0	0	0	0	0	0	6
14:30	2	3	0	0	0	0	0	0	0	0	0	0	0	5
14:45	1	1	0	0	0	0	0	0	0	0	0	0	0	2
15:00	0	1	0	0	0	0	0	0	0	0	0	0	0	1
15:15	2	0	0	0	0	0	0	0	0	0	0	0	0	2
15:30	2	2	0	0	0	0	0	0	0	0	0	0	0	4
15:45	3	1	0	0	0	0	0	0	0	0	0	0	0	4
16:00	3	1	0	0	1	0	0	0	0	0	0	0	0	5
16:15	2	0	1	1	0	0	0	0	0	0	0	0	0	4
16:30	2	1	0	0	0	0	0	0	0	0	0	0	0	3
16:45	3	0	0	0	0	0	0	0	0	0	0	0	0	3
17:00	0	4	0	1	0	0	0	0	0	0	0	0	0	5
17:15	1	0	0	0	0	0	0	0	0	0	0	0	0	1
17:30	2	1	0	0	0	0	0	0	0	0	0	0	0	3
17:45	4	2	0	0	0	0	0	0	0	0	0	0	0	6
18:00	1	0	2	0	0	0	0	0	0	0	0	0	0	3
18:15	6	0	0	0	0	0	0	0	0	0	0	0	0	6
18:30	1	2	1	0	0	0	0	0	0	0	0	0	0	4
18:45	0	1	0	0	0	0	0	0	0	0	0	0	0	1
19:00	3	1	0	0	0	0	0	0	0	0	0	0	0	4
19:15	3	0	0	0	0	0	0	0	0	0	0	0	0	3
19:30	2	1	0	0	0	0	0	0	0	0	0	0	0	3
19:45	1	0	0	0	0	0	0	0	0	0	0	0	0	1
20:00	1	2	1	0	0	0	0	0	0	0	0	0	0	4
20:15	1	2	0	0	0	0	0	0	0	0	0	0	0	3
20:30	2	0	0	0	0	0	0	0	0	0	0	0	0	2
20:45	1	0	0	0	0	0	0	0	0	0	0	0	0	1
21:00	0	0	1	0	0	0	0	0	0	0	0	0	0	1
21:15	0	0	0	0	0	0	0	0	0	0	0	0	0	0
21:30	2	1	0	0	0	0	0	0	0	0	0	0	0	3
21:45	0	0	0	0	0	0	0	0	0	0	0	0	0	0
22:00	0	0	1	0	0	0	0	0	0	0	0	0	0	1
22:15	1	2	0	0	0	0	0	0	0	0	0	0	0	3
22:30	0	0	0	0	0	0	0	0	0	0	0	0	0	0
22:45	0	0	0	0	0	0	0	0	0	0	0	0	0	0
23:00	2	1	0	0	0	0	0	0	0	0	0	0	0	3
23:15	0	0	1	0	0	0	0	0	0	0	0	0	0	1
23:30	0	0	0	0	0	0	0	0	0	0	0	0	0	0
23:45	1	0	0	0	0	0	0	0	0	0	0	0	0	1
Totals	113	66	20	3	1									203
% of Totals	56%	33%	10%	1%	0%									100%

AM Volumes	39	18	5	1	0	0	0	0	0	0	0	0	0	63
% AM	19%	9%	2%	0%										31%
AM Peak Hour	10:45	10:00	7:45	7:15										10:45
Volume	10	7	3	1										17
PM Volumes	74	48	15	2	1	0	0	0	0	0	0	0	0	140
% PM	36%	24%	7%	1%	0%									69%
PM Peak Hour	17:30	14:00	13:15	16:15	15:15									13:30
Volume	13	11	4	2	1									23

Directional Peak Periods	AM 7-9			NOON 12-2			PM 4-6			Off Peak Volumes		
All Classes	Volume	⟷	%	Volume	⟷	%	Volume	⟷	%	Volume	⟷	%
	18		9%	29		14%	30		15%	126		62%

Street Name	Direction	Percentiles					
		15th	50th	Average	85th	95th	ADT
S Orchard Dr	North Bound	10	17	16	20	23	223
S Orchard Dr	South Bound	8	14	14	20	23	203

Prepared by National Data & Surveying Services

SPEED

S Orchard Dr Bet. W Oak St & W Alameda Ave

Day: Tuesday
Date: 1/17/2023

City: Burbank
Project #: CA23_020030_015

Summary

Time	< 15	15 - 19	20 - 24	25 - 29	30 - 34	35 - 39	40 - 44	45 - 49	50 - 54	55 - 59	60 - 64	65 - 69	70 +	Total
0:00 AM	0	0	0	0	0	0	0	0	0	0	0	0	0	0
0:15	0	0	0	0	0	0	0	0	0	0	0	0	0	0
0:30	0	0	0	0	0	0	0	0	0	0	0	0	0	0
0:45	0	0	0	0	0	0	0	0	0	0	0	0	0	0
1:00	0	0	0	0	0	0	0	0	0	0	0	0	0	0
1:15	0	0	0	0	0	0	0	0	0	0	0	0	0	0
1:30	0	0	0	0	0	0	0	0	0	0	0	0	0	0
1:45	0	0	0	0	0	0	0	0	0	0	0	0	0	0
2:00	0	0	1	0	0	0	0	0	0	0	0	0	0	1
2:15	0	0	0	0	0	0	0	0	0	0	0	0	0	0
2:30	0	0	0	0	0	0	0	0	0	0	0	0	0	0
2:45	0	0	0	0	0	0	0	0	0	0	0	0	0	0
3:00	0	0	0	0	0	0	0	0	0	0	0	0	0	0
3:15	0	0	0	0	0	0	0	0	0	0	0	0	0	0
3:30	0	0	0	0	0	0	0	0	0	0	0	0	0	0
3:45	0	0	0	0	0	0	0	0	0	0	0	0	0	0
4:00	1	0	0	0	0	0	0	0	0	0	0	0	0	1
4:15	0	0	0	0	0	0	0	0	0	0	0	0	0	0
4:30	0	1	0	0	0	0	0	0	0	0	0	0	0	1
4:45	0	0	0	0	0	0	0	0	0	0	0	0	0	0
5:00	2	0	0	0	0	0	0	0	0	0	0	0	0	2
5:15	0	0	0	0	0	0	0	0	0	0	0	0	0	0
5:30	0	0	0	0	0	0	0	0	0	0	0	0	0	0
5:45	1	1	0	0	0	0	0	0	0	0	0	0	0	2
6:00	5	0	0	0	0	0	0	0	0	0	0	0	0	5
6:15	0	0	0	0	0	0	0	0	0	0	0	0	0	0
6:30	0	0	0	0	0	0	0	0	0	0	0	0	0	0
6:45	1	1	0	0	0	0	0	0	0	0	0	0	0	2
7:00	5	0	0	0	0	0	0	0	0	0	0	0	0	5
7:15	0	1	0	0	0	0	0	0	0	0	0	0	0	1
7:30	1	1	0	0	0	0	0	0	0	0	0	0	0	2
7:45	1	2	0	0	0	0	0	0	0	0	0	0	0	3
8:00	4	2	0	1	0	0	0	0	0	0	0	0	0	7
8:15	3	4	1	0	0	0	0	0	0	0	0	0	0	8
8:30	2	3	3	0	0	0	0	0	0	0	0	0	0	8
8:45	2	2	0	0	0	0	0	0	0	0	0	0	0	4
9:00	1	6	0	0	0	0	0	0	0	0	0	0	0	7
9:15	0	2	1	0	0	0	0	0	0	0	0	0	0	3
9:30	7	0	1	0	0	0	0	0	0	0	0	0	0	8
9:45	3	1	1	0	0	0	0	0	0	0	0	0	0	5
10:00	5	7	0	0	0	0	0	0	0	0	0	0	0	12
10:15	0	2	0	0	0	0	0	0	0	0	0	0	0	2
10:30	5	2	0	0	0	0	0	0	0	0	0	0	0	7
10:45	5	8	1	0	0	0	0	0	0	0	0	0	0	14
11:00	3	1	2	0	0	0	0	0	0	0	0	0	0	6
11:15	1	4	1	0	0	0	0	0	0	0	0	0	0	6
11:30	4	4	2	0	0	0	0	0	0	0	0	0	0	10
11:45	3	4	0	0	0	0	0	0	0	0	0	0	0	7
12:00 PM	0	2	3	0	0	0	0	0	0	0	0	0	0	5
12:15	1	3	0	0	0	0	0	0	0	0	0	0	0	4
12:30	3	6	2	0	0	0	0	0	0	0	0	0	0	11
12:45	2	5	0	0	0	0	0	0	0	0	0	0	0	7
13:00	2	3	1	0	0	0	0	0	0	0	0	0	0	6
13:15	2	3	2	0	0	0	0	0	0	0	0	0	0	7
13:30	4	7	0	0	0	0	0	0	0	0	0	0	0	11
13:45	1	8	1	0	0	0	0	0	0	0	0	0	0	10
14:00	4	6	3	0	0	0	0	0	0	0	0	0	0	13
14:15	4	5	2	0	0	0	0	0	0	0	0	0	0	11
14:30	5	4	1	0	0	0	0	0	0	0	0	0	0	10
14:45	1	2	2	0	0	0	0	0	0	0	0	0	0	5
15:00	2	5	1	0	0	0	0	0	0	0	0	0	0	8
15:15	3	2	1	0	0	0	0	0	0	0	0	0	0	6
15:30	4	4	1	0	0	0	0	0	0	0	0	0	0	9
15:45	5	3	1	0	0	0	0	0	0	0	0	0	0	9
16:00	3	4	0	0	1	0	0	0	0	0	0	0	0	8
16:15	3	2	1	1	0	0	0	0	0	0	0	0	0	7
16:30	3	1	1	0	0	0	0	0	0	0	0	0	0	5
16:45	5	3	0	0	0	0	0	0	0	0	0	0	0	8
17:00	2	6	0	1	0	0	0	0	0	0	0	0	0	9
17:15	3	0	0	0	0	0	0	0	0	0	0	0	0	3
17:30	4	4	1	0	0	0	0	0	0	0	0	0	0	9
17:45	5	6	0	0	0	0	0	0	0	0	0	0	0	11
18:00	3	0	2	0	0	0	0	0	0	0	0	0	0	5
18:15	9	2	0	0	0	0	0	0	0	0	0	0	0	11
18:30	1	2	1	0	0	0	0	0	0	0	0	0	0	4
18:45	1	2	1	0	0	0	0	0	0	0	0	0	0	4
19:00	6	3	1	0	0	0	0	0	0	0	0	0	0	10
19:15	5	2	0	0	0	0	0	0	0	0	0	0	0	7
19:30	4	4	1	0	0	0	0	0	0	0	0	0	0	9
19:45	1	3	0	0	0	0	0	0	0	0	0	0	0	4
20:00	3	3	1	0	0	0	0	0	0	0	0	0	0	7
20:15	2	3	1	0	0	0	0	0	0	0	0	0	0	6
20:30	3	0	1	0	0	0	0	0	0	0	0	0	0	4
20:45	2	2	0	0	0	0	0	0	0	0	0	0	0	4
21:00	0	1	2	0	0	0	0	0	0	0	0	0	0	3
21:15	0	1	0	0	0	0	0	0	0	0	0	0	0	1
21:30	2	2	0	0	0	0	0	0	0	0	0	0	0	4
21:45	1	0	0	0	0	0	0	0	0	0	0	0	0	1
22:00	1	0	2	0	0	0	0	0	0	0	0	0	0	3
22:15	1	2	0	0	0	0	0	0	0	0	0	0	0	3
22:30	0	0	0	0	0	0	0	0	0	0	0	0	0	0
22:45	0	0	0	0	0	0	0	0	0	0	0	0	0	0
23:00	2	1	0	0	0	0	0	0	0	0	0	0	0	3
23:15	0	0	1	0	0	0	0	0	0	0	0	0	0	1
23:30	0	0	0	0	0	0	0	0	0	0	0	0	0	0
23:45	1	0	0	0	0	0	0	0	0	0	0	0	0	1
Totals	184	186	52	3	1									426
% of Totals	43%	44%	12%	1%	0%									100%

AM Volumes	65	59	14	1	0	0	0	0	0	0	0	0	0	139
% AM	15%	14%	3%	0%										33%
AM Peak Hour	9:15	10:00	10:45	7:15										10:45
Volume	15	19	6	1										36
PM Volumes	119	127	38	2	1	0	0	0	0	0	0	0	0	287
% PM	28%	30%	9%	0%	0%									67%
PM Peak Hour	17:30	13:30	14:00	16:15	15:15									13:30
Volume	21	26	8	2	1									45

Directional Peak Periods	AM 7-9			NOON 12-2			PM 4-6			Off Peak Volumes		
All Classes	Volume	⟷	%	Volume	⟷	%	Volume	⟷	%	Volume	⟷	%
	38		9%	61		14%	60		14%	267		63%

Street Name	Direction	Percentiles					
		15th	50th	Average	85th	95th	ADT
S Orchard Dr	Summary	8	16	15	20	23	426

ATTACHMENT 3 - 1205

Prepared by National Data & Surveying Services

SPEED

S Orchard Dr Bet. W Oak St & W Alameda Ave

Day: Tuesday
Date: 1/17/2023

City: Burbank
Project #: CA23_020030_015n

North Bound

Time	< 15	15 - 19	20 - 24	25 - 29	30 - 34	35 - 39	40 - 44	45 - 49	50 - 54	55 - 59	60 - 64	65 - 69	70 +	Total
0:00 AM	0	0	0	0	0	0	0	0	0	0	0	0	0	0
1:00	0	0	0	0	0	0	0	0	0	0	0	0	0	0
2:00	0	0	0	0	0	0	0	0	0	0	0	0	0	0
3:00	0	0	0	0	0	0	0	0	0	0	0	0	0	0
4:00	1	1	0	0	0	0	0	0	0	0	0	0	0	2
5:00	1	1	0	0	0	0	0	0	0	0	0	0	0	2
6:00	2	1	0	0	0	0	0	0	0	0	0	0	0	3
7:00	4	2	0	0	0	0	0	0	0	0	0	0	0	6
8:00	4	9	1	0	0	0	0	0	0	0	0	0	0	14
9:00	4	5	3	0	0	0	0	0	0	0	0	0	0	12
10:00	8	12	1	0	0	0	0	0	0	0	0	0	0	21
11:00	2	10	4	0	0	0	0	0	0	0	0	0	0	16
12:00 PM	1	10	3	0	0	0	0	0	0	0	0	0	0	14
13:00	1	16	1	0	0	0	0	0	0	0	0	0	0	18
14:00	5	6	6	0	0	0	0	0	0	0	0	0	0	17
15:00	7	10	4	0	0	0	0	0	0	0	0	0	0	21
16:00	4	8	1	0	0	0	0	0	0	0	0	0	0	13
17:00	7	9	1	0	0	0	0	0	0	0	0	0	0	17
18:00	6	3	1	0	0	0	0	0	0	0	0	0	0	10
19:00	7	10	2	0	0	0	0	0	0	0	0	0	0	19
20:00	5	4	2	0	0	0	0	0	0	0	0	0	0	11
21:00	1	3	1	0	0	0	0	0	0	0	0	0	0	5
22:00	1	0	1	0	0	0	0	0	0	0	0	0	0	2
23:00	0	0	0	0	0	0	0	0	0	0	0	0	0	0
Totals	71	120	32											223
% of Totals	32%	54%	14%											100%

AM Volumes	26	41	9	0	0	0	0	0	0	0	0	0	0	76
% AM	12%	18%	4%											34%
AM Peak Hour	10:00	10:00	11:00											10:00
Volume	8	12	4											21
PM Volumes	45	79	23	0	0	0	0	0	0	0	0	0	0	147
% PM	20%	35%	10%											66%
PM Peak Hour	15:00	13:00	14:00											15:00
Volume	7	16	6											21

Directional Peak Periods	AM 7-9			NOON 12-2			PM 4-6			Off Peak Volumes		
All Speeds	Volume		%	Volume		%	Volume		%	Volume		%
	20	↔	9%	32	↔	14%	30	↔	13%	141	↔	63%

Street Name	Direction	Percentiles					
		15th	50th	Average	85th	95th	ADT
S Orchard Dr	North Bound	10	17	16	20	23	223
S Orchard Dr	South Bound	8	14	14	20	23	203

Prepared by National Data & Surveying Services

SPEED

S Orchard Dr Bet. W Oak St & W Alameda Ave

Day: Tuesday
Date: 1/17/2023

City: Burbank
Project #: CA23_020030_015s

South Bound

Time	< 15	15 - 19	20 - 24	25 - 29	30 - 34	35 - 39	40 - 44	45 - 49	50 - 54	55 - 59	60 - 64	65 - 69	70 +	Total
0:00 AM	0	0	0	0	0	0	0	0	0	0	0	0	0	0
1:00	0	0	0	0	0	0	0	0	0	0	0	0	0	0
2:00	0	0	1	0	0	0	0	0	0	0	0	0	0	1
3:00	0	0	0	0	0	0	0	0	0	0	0	0	0	0
4:00	0	0	0	0	0	0	0	0	0	0	0	0	0	0
5:00	2	0	0	0	0	0	0	0	0	0	0	0	0	2
6:00	4	0	0	0	0	0	0	0	0	0	0	0	0	4
7:00	3	2	0	0	0	0	0	0	0	0	0	0	0	5
8:00	7	2	3	1	0	0	0	0	0	0	0	0	0	13
9:00	7	4	0	0	0	0	0	0	0	0	0	0	0	11
10:00	7	7	0	0	0	0	0	0	0	0	0	0	0	14
11:00	9	3	1	0	0	0	0	0	0	0	0	0	0	13
12:00 PM	5	6	2	0	0	0	0	0	0	0	0	0	0	13
13:00	8	5	3	0	0	0	0	0	0	0	0	0	0	16
14:00	9	11	2	0	0	0	0	0	0	0	0	0	0	22
15:00	7	4	0	0	0	0	0	0	0	0	0	0	0	11
16:00	10	2	1	1	1	0	0	0	0	0	0	0	0	15
17:00	7	7	0	1	0	0	0	0	0	0	0	0	0	15
18:00	8	3	3	0	0	0	0	0	0	0	0	0	0	14
19:00	9	2	0	0	0	0	0	0	0	0	0	0	0	11
20:00	5	4	1	0	0	0	0	0	0	0	0	0	0	10
21:00	2	1	1	0	0	0	0	0	0	0	0	0	0	4
22:00	1	2	1	0	0	0	0	0	0	0	0	0	0	4
23:00	3	1	1	0	0	0	0	0	0	0	0	0	0	5
Totals	113	66	20	3	1									203
% of Totals	56%	33%	10%	1%	0%									100%

AM Volumes	39	18	5	1	0	0	0	0	0	0	0	0	0	63
% AM	19%	9%	2%	0%										31%
AM Peak Hour	11:00	10:00	8:00	8:00										10:00
Volume	9	7	3	1										14
PM Volumes	74	48	15	2	1	0	0	0	0	0	0	0	0	140
% PM	36%	24%	7%	1%	0%									69%
PM Peak Hour	16:00	14:00	13:00	16:00	16:00									14:00
Volume	10	11	3	1	1									22

Directional Peak Periods	AM 7-9			NOON 12-2			PM 4-6			Off Peak Volumes		
All Speeds	Volume	↔	%	Volume	↔	%	Volume	↔	%	Volume	↔	%
	18	↔	9%	29	↔	14%	30	↔	15%	126	↔	62%

Street Name	Direction	Percentiles					
		15th	50th	Average	85th	95th	ADT
S Orchard Dr	North Bound	10	17	16	20	23	223
S Orchard Dr	South Bound	8	14	14	20	23	203

Prepared by National Data & Surveying Services

SPEED

S Orchard Dr Bet. W Oak St & W Alameda Ave

Day: Tuesday
Date: 1/17/2023

City: Burbank
Project #: CA23_020030_015

Summary

Time	< 15	15 - 19	20 - 24	25 - 29	30 - 34	35 - 39	40 - 44	45 - 49	50 - 54	55 - 59	60 - 64	65 - 69	70 +	Total
0:00 AM	0	0	0	0	0	0	0	0	0	0	0	0	0	0
1:00	0	0	0	0	0	0	0	0	0	0	0	0	0	0
2:00	0	0	1	0	0	0	0	0	0	0	0	0	0	1
3:00	0	0	0	0	0	0	0	0	0	0	0	0	0	0
4:00	1	1	0	0	0	0	0	0	0	0	0	0	0	2
5:00	3	1	0	0	0	0	0	0	0	0	0	0	0	4
6:00	6	1	0	0	0	0	0	0	0	0	0	0	0	7
7:00	7	4	0	0	0	0	0	0	0	0	0	0	0	11
8:00	11	11	4	1	0	0	0	0	0	0	0	0	0	27
9:00	11	9	3	0	0	0	0	0	0	0	0	0	0	23
10:00	15	19	1	0	0	0	0	0	0	0	0	0	0	35
11:00	11	13	5	0	0	0	0	0	0	0	0	0	0	29
12:00 PM	6	16	5	0	0	0	0	0	0	0	0	0	0	27
13:00	9	21	4	0	0	0	0	0	0	0	0	0	0	34
14:00	14	17	8	0	0	0	0	0	0	0	0	0	0	39
15:00	14	14	4	0	0	0	0	0	0	0	0	0	0	32
16:00	14	10	2	1	1	0	0	0	0	0	0	0	0	28
17:00	14	16	1	1	0	0	0	0	0	0	0	0	0	32
18:00	14	6	4	0	0	0	0	0	0	0	0	0	0	24
19:00	16	12	2	0	0	0	0	0	0	0	0	0	0	30
20:00	10	8	3	0	0	0	0	0	0	0	0	0	0	21
21:00	3	4	2	0	0	0	0	0	0	0	0	0	0	9
22:00	2	2	2	0	0	0	0	0	0	0	0	0	0	6
23:00	3	1	1	0	0	0	0	0	0	0	0	0	0	5
Totals	184	186	52	3	1									426
% of Totals	43%	44%	12%	1%	0%									100%

AM Volumes	65	59	14	1	0	0	0	0	0	0	0	0	0	139
% AM	15%	14%	3%	0%										33%
AM Peak Hour	10:00	10:00	11:00	8:00										10:00
Volume	15	19	5	1										35
PM Volumes	119	127	38	2	1	0	0	0	0	0	0	0	0	287
% PM	28%	30%	9%	0%	0%									67%
PM Peak Hour	19:00	13:00	14:00	16:00	16:00									14:00
Volume	16	21	8	1	1									39

Directional Peak Periods	AM 7-9			NOON 12-2			PM 4-6			Off Peak Volumes		
All Speeds	Volume	↔	%	Volume	↔	%	Volume	↔	%	Volume	↔	%
	38	↔	9%	61	↔	14%	60	↔	14%	267	↔	63%

Street Name	Direction	Percentiles					
		15th	50th	Average	85th	95th	ADT
S Orchard Dr	Summary	8	16	15	20	23	426

ATTACHMENT 3 - 1208

Prepared by NDS/ATD

Prepared by National Data & Surveying Services

VOLUME

S Orchard Dr Bet. W Oak St & W Alameda Ave

Day: Tuesday
Date: 1/17/2023

City: Burbank
Project #: CA23_020030_015

DAILY TOTALS	NB	SB	EB	WB	Total
	223	203	0	0	426

AM Period	NB		SB		EB	WB	TOTAL		PM Period	NB		SB		EB	WB	TOTAL	
0:00	0		0		0	0			12:00	2		3		0	0	5	
0:15	0		0		0	0			12:15	3		1		0	0	4	
0:30	0		0		0	0			12:30	5		6		0	0	11	
0:45	0		0		0	0			12:45	4	14	3	13	0	0	7	27
1:00	0		0		0	0			13:00	2		4		0	0	6	
1:15	0		0		0	0			13:15	3		4		0	0	7	
1:30	0		0		0	0			13:30	4		7		0	0	11	
1:45	0		0		0	0			13:45	9	18	1	16	0	0	10	34
2:00	0		1		0	0	1		14:00	4		9		0	0	13	
2:15	0		0		0	0			14:15	5		6		0	0	11	
2:30	0		0		0	0			14:30	5		5		0	0	10	
2:45	0		0	1	0	0		1	14:45	3	17	2	22	0	0	5	39
3:00	0		0		0	0			15:00	7		1		0	0	8	
3:15	0		0		0	0			15:15	4		2		0	0	6	
3:30	0		0		0	0			15:30	5		4		0	0	9	
3:45	0		0		0	0			15:45	5	21	4	11	0	0	9	32
4:00	1		0		0	0	1		16:00	3		5		0	0	8	
4:15	0		0		0	0			16:15	3		4		0	0	7	
4:30	1		0		0	0	1		16:30	2		3		0	0	5	
4:45	0	2	0		0	0		2	16:45	5	13	3	15	0	0	8	28
5:00	1		1		0	0	2		17:00	4		5		0	0	9	
5:15	0		0		0	0			17:15	2		1		0	0	3	
5:30	0		0		0	0			17:30	6		3		0	0	9	
5:45	1	2	1	2	0	0	2	4	17:45	5	17	6	15	0	0	11	32
6:00	2		3		0	0	5		18:00	2		3		0	0	5	
6:15	0		0		0	0			18:15	5		6		0	0	11	
6:30	0		0		0	0			18:30	0		4		0	0	4	
6:45	1	3	1	4	0	0	2	7	18:45	3	10	1	14	0	0	4	24
7:00	3		2		0	0	5		19:00	6		4		0	0	10	
7:15	0		1		0	0	1		19:15	4		3		0	0	7	
7:30	1		1		0	0	2		19:30	6		3		0	0	9	
7:45	2	6	1	5	0	0	3	11	19:45	3	19	1	11	0	0	4	30
8:00	3		4		0	0	7		20:00	3		4		0	0	7	
8:15	3		5		0	0	8		20:15	3		3		0	0	6	
8:30	5		3		0	0	8		20:30	2		2		0	0	4	
8:45	3	14	1	13	0	0	4	27	20:45	3	11	1	10	0	0	4	21
9:00	3		4		0	0	7		21:00	2		1		0	0	3	
9:15	3		0		0	0	3		21:15	1		0		0	0	1	
9:30	4		4		0	0	8		21:30	1		3		0	0	4	
9:45	2	12	3	11	0	0	5	23	21:45	1	5	0	4	0	0	1	9
10:00	7		5		0	0	12		22:00	2		1		0	0	3	
10:15	1		1		0	0	2		22:15	0		3		0	0	3	
10:30	4		3		0	0	7		22:30	0		0		0	0		
10:45	9	21	5	14	0	0	14	35	22:45	0	2	0	4	0	0		6
11:00	3		3		0	0	6		23:00	0		3		0	0	3	
11:15	3		3		0	0	6		23:15	0		1		0	0	1	
11:30	4		6		0	0	10		23:30	0		0		0	0		
11:45	6	16	1	13	0	0	7	29	23:45	0		1	5	0	0	1	5
TOTALS		76		63				139	TOTALS		147		140				287
SPLIT %		54.7%		45.3%				32.6%	SPLIT %		51.2%		48.8%				67.4%

DAILY TOTALS	NB	SB	EB	WB	Total
	223	203	0	0	426

AM Peak Hour	10:00	10:45			10:45	PM Peak Hour	13:45	13:30			13:30
AM Pk Volume	21	17			36	PM Pk Volume	23	23			45
Pk Hr Factor	0.583	0.708			0.643	Pk Hr Factor	0.639	0.639			0.865
7 - 9 Volume	20	18	0	0	38	4 - 6 Volume	30	30	0	0	60
7 - 9 Peak Hour	8:00	7:45			8:00	4 - 6 Peak Hour	16:45	16:00			17:00
7 - 9 Pk Volume	14	13	0	0	27	4 - 6 Pk Volume	17	15	0	0	32
Pk Hr Factor	0.700	0.650	0.000	0.000	0.844	Pk Hr Factor	0.708	0.750	0.000	0.000	0.727

Prepared by NDS/ATD

Project #: CA23_020030_015 **City:** Burbank

Location: S Orchard Dr Bet. W Oak St & W Alameda **Date:** 1/17/2023

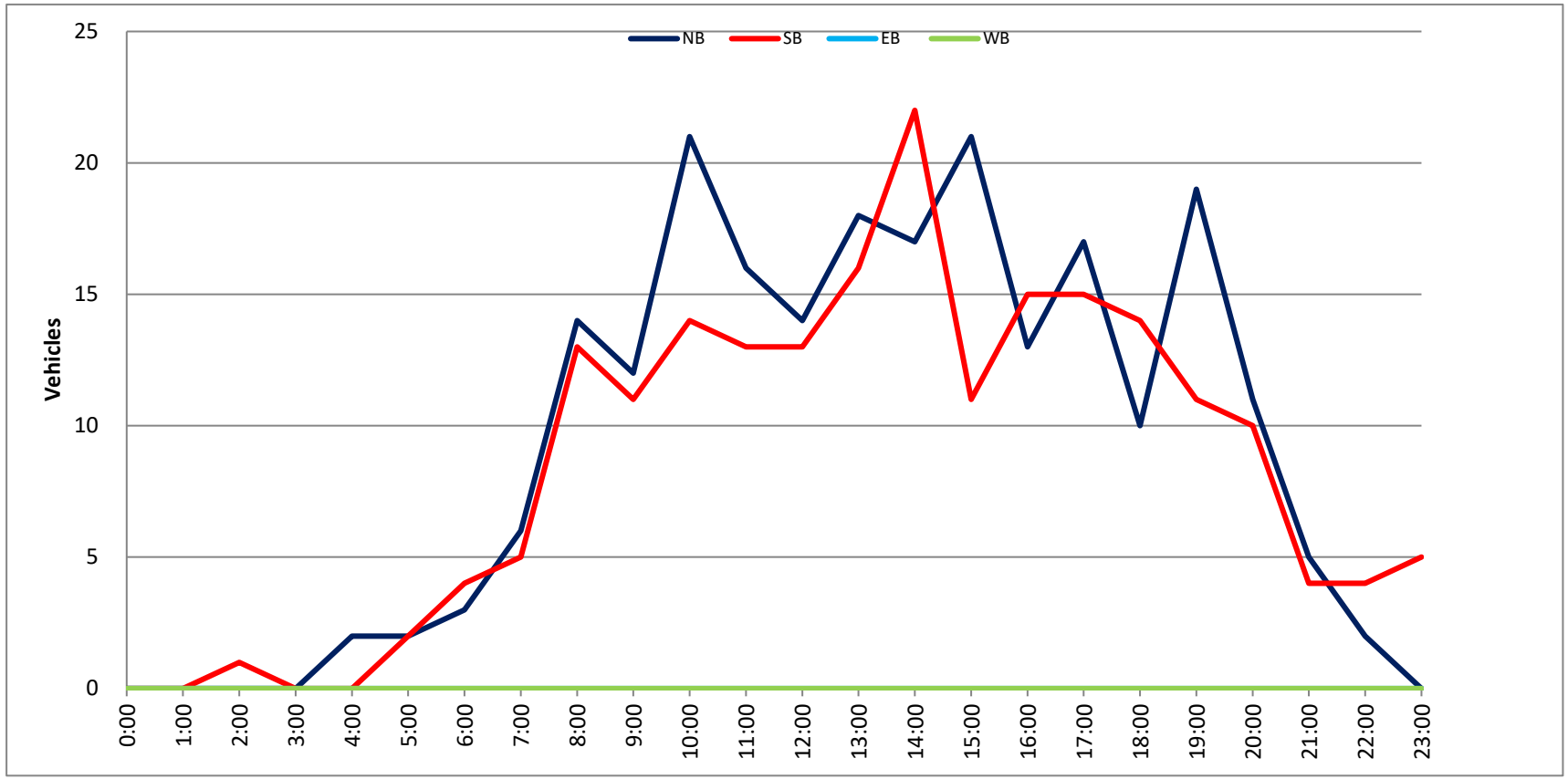

Prepared by National Data & Surveying Services

SPEED

S Orchard Dr Bet. W Oak St & W Alameda Ave

Day: Wednesday
Date: 1/18/2023

City: Burbank
Project #: CA23_020030_015n

North Bound

Time	< 15	15 - 19	20 - 24	25 - 29	30 - 34	35 - 39	40 - 44	45 - 49	50 - 54	55 - 59	60 - 64	65 - 69	70 +	Total
0:00 AM	0	1	0	0	0	0	0	0	0	0	0	0	0	1
0:15	0	0	0	0	0	0	0	0	0	0	0	0	0	0
0:30	0	0	0	0	0	0	0	0	0	0	0	0	0	0
0:45	0	1	0	0	0	0	0	0	0	0	0	0	0	1
1:00	0	0	0	0	0	0	0	0	0	0	0	0	0	0
1:15	1	0	0	0	0	0	0	0	0	0	0	0	0	1
1:30	0	0	0	0	0	0	0	0	0	0	0	0	0	0
1:45	0	0	0	0	0	0	0	0	0	0	0	0	0	0
2:00	0	0	0	0	0	0	0	0	0	0	0	0	0	0
2:15	0	0	0	0	0	0	0	0	0	0	0	0	0	0
2:30	0	0	0	0	0	0	0	0	0	0	0	0	0	0
2:45	0	0	0	0	0	0	0	0	0	0	0	0	0	0
3:00	0	0	0	0	0	0	0	0	0	0	0	0	0	0
3:15	0	0	0	0	0	0	0	0	0	0	0	0	0	0
3:30	0	0	0	0	0	0	0	0	0	0	0	0	0	0
3:45	0	0	0	0	0	0	0	0	0	0	0	0	0	0
4:00	1	0	0	0	0	0	0	0	0	0	0	0	0	1
4:15	0	0	0	0	0	0	0	0	0	0	0	0	0	0
4:30	0	0	0	0	0	0	0	0	0	0	0	0	0	0
4:45	0	1	0	0	0	0	0	0	0	0	0	0	0	1
5:00	1	0	0	0	0	0	0	0	0	0	0	0	0	1
5:15	0	0	0	0	0	0	0	0	0	0	0	0	0	0
5:30	0	0	0	0	0	0	0	0	0	0	0	0	0	0
5:45	0	0	1	0	0	0	0	0	0	0	0	0	0	1
6:00	0	0	0	0	0	0	0	0	0	0	0	0	0	0
6:15	0	0	0	0	0	0	0	0	0	0	0	0	0	0
6:30	0	0	1	0	0	0	0	0	0	0	0	0	0	1
6:45	0	0	0	0	0	0	0	0	0	0	0	0	0	0
7:00	0	0	0	0	0	0	0	0	0	0	0	0	0	0
7:15	0	2	1	0	0	0	0	0	0	0	0	0	0	3
7:30	2	2	0	0	0	0	0	0	0	0	0	0	0	4
7:45	0	0	1	0	0	0	0	0	0	0	0	0	0	1
8:00	3	3	1	1	0	0	0	0	0	0	0	0	0	8
8:15	2	1	0	0	0	0	0	0	0	0	0	0	0	3
8:30	2	2	0	0	0	0	0	0	0	0	0	0	0	4
8:45	2	2	1	0	0	0	0	0	0	0	0	0	0	5
9:00	2	3	0	0	0	0	0	0	0	0	0	0	0	5
9:15	1	2	1	0	0	0	0	0	0	0	0	0	0	4
9:30	0	2	0	0	0	0	0	0	0	0	0	0	0	2
9:45	0	6	0	0	0	0	0	0	0	0	0	0	0	6
10:00	1	1	0	0	0	0	0	0	0	0	0	0	0	2
10:15	0	0	2	0	0	0	0	0	0	0	0	0	0	2
10:30	1	3	1	0	0	0	0	0	0	0	0	0	0	5
10:45	1	3	1	0	0	0	0	0	0	0	0	0	0	5
11:00	2	0	0	0	0	0	0	0	0	0	0	0	0	2
11:15	1	1	1	0	0	0	0	0	0	0	0	0	0	3
11:30	1	4	0	0	0	0	0	0	0	0	0	0	0	5
11:45	0	2	1	0	0	0	0	0	0	0	0	0	0	3
12:00 PM	0	2	0	0	0	0	0	0	0	0	0	0	0	2
12:15	1	1	2	0	0	0	0	0	0	0	0	0	0	4
12:30	0	1	1	0	0	0	0	0	0	0	0	0	0	2
12:45	0	3	0	0	0	0	0	0	0	0	0	0	0	3
13:00	2	4	0	0	0	0	0	0	0	0	0	0	0	6
13:15	2	1	0	0	0	0	0	0	0	0	0	0	0	3
13:30	0	3	4	0	0	0	0	0	0	0	0	0	0	7
13:45	0	3	1	1	0	0	0	0	0	0	0	0	0	5
14:00	2	5	0	0	0	0	0	0	0	0	0	0	0	7
14:15	0	2	5	0	0	0	0	0	0	0	0	0	0	7
14:30	0	0	3	0	0	0	0	0	0	0	0	0	0	3
14:45	1	2	0	0	0	0	0	0	0	0	0	0	0	3
15:00	0	3	0	1	0	0	0	0	0	0	0	0	0	4
15:15	0	1	0	1	0	0	0	0	0	0	0	0	0	2
15:30	0	2	1	1	0	0	0	0	0	0	0	0	0	4
15:45	1	3	0	0	0	0	0	0	0	0	0	0	0	4
16:00	1	2	0	0	0	0	0	0	0	0	0	0	0	3
16:15	0	3	0	0	0	0	0	0	0	0	0	0	0	3
16:30	3	4	1	0	0	0	0	0	0	0	0	0	0	8
16:45	2	5	0	0	0	0	0	0	0	0	0	0	0	7
17:00	1	2	1	0	0	0	0	0	0	0	0	0	0	4
17:15	2	4	0	0	0	0	0	0	0	0	0	0	0	6
17:30	1	1	0	0	0	0	0	0	0	0	0	0	0	2
17:45	1	0	0	0	0	0	0	0	0	0	0	0	0	1
18:00	1	1	0	0	0	0	0	0	0	0	0	0	0	2
18:15	2	2	0	0	0	0	0	0	0	0	0	0	0	4
18:30	2	3	1	0	0	0	0	0	0	0	0	0	0	6
18:45	0	2	1	0	0	0	0	0	0	0	0	0	0	3
19:00	1	3	0	0	0	0	0	0	0	0	0	0	0	4
19:15	0	2	0	0	0	0	0	0	0	0	0	0	0	2
19:30	2	3	0	0	0	0	0	0	0	0	0	0	0	5
19:45	1	1	0	0	0	0	0	0	0	0	0	0	0	2
20:00	1	1	0	0	0	0	0	0	0	0	0	0	0	2
20:15	2	1	0	0	0	0	0	0	0	0	0	0	0	3
20:30	2	2	0	0	0	0	0	0	0	0	0	0	0	4
20:45	0	0	0	0	0	0	0	0	0	0	0	0	0	0
21:00	0	1	0	0	0	0	0	0	0	0	0	0	0	1
21:15	0	0	0	0	0	0	0	0	0	0	0	0	0	0
21:30	1	0	0	0	0	0	0	0	0	0	0	0	0	1
21:45	2	1	0	0	0	0	0	0	0	0	0	0	0	3
22:00	3	0	0	0	0	0	0	0	0	0	0	0	0	3
22:15	0	2	0	0	0	0	0	0	0	0	0	0	0	2
22:30	0	1	0	0	0	0	0	0	0	0	0	0	0	1
22:45	0	0	0	0	0	0	0	0	0	0	0	0	0	0
23:00	0	0	0	0	0	0	0	0	0	0	0	0	0	0
23:15	0	0	0	0	0	0	0	0	0	0	0	0	0	0
23:30	0	0	0	0	0	0	0	0	0	0	0	0	0	0
23:45	0	0	0	0	0	0	0	0	0	0	0	0	0	0
Totals	64	125	34	5										228
% of Totals	28%	55%	15%	2%										100%

AM Volumes	24	42	13	1	0	0	0	0	0	0	0	0	0	80
% AM	11%	18%	6%	0%										35%
AM Peak Hour	8:00	9:00	10:00	7:15										8:00
Volume	9	13	4	1										20
PM Volumes	40	83	21	4	0	0	0	0	0	0	0	0	0	148
% PM	18%	36%	9%	2%										65%
PM Peak Hour	16:30	16:30	13:30	14:45										13:30
Volume	8	15	10	3										26

Directional Peak Periods	AM 7-9			NOON 12-2			PM 4-6			Off Peak Volumes		
All Classes	Volume	⟷	%	Volume	⟷	%	Volume	⟷	%	Volume	⟷	%
	28		12%	32		14%	34		15%	134		59%

Street Name	Direction	Percentiles					
		15th	50th	Average	85th	95th	ADT
S Orchard Dr	North Bound	10	17	16	21	24	228
S Orchard Dr	South Bound	8	14	14	20	24	214

Prepared by National Data & Surveying Services

SPEED

S Orchard Dr Bet. W Oak St & W Alameda Ave

Day: Wednesday
Date: 1/18/2023

City: Burbank
Project #: CA23_020030_015s

South Bound

Time	< 15	15 - 19	20 - 24	25 - 29	30 - 34	35 - 39	40 - 44	45 - 49	50 - 54	55 - 59	60 - 64	65 - 69	70 +	Total
0:00 AM	0	0	0	0	0	0	0	0	0	0	0	0	0	0
0:15	0	0	0	0	0	0	0	0	0	0	0	0	0	0
0:30	1	0	0	0	0	0	0	0	0	0	0	0	0	1
0:45	0	0	0	0	0	0	0	0	0	0	0	0	0	0
1:00	0	0	0	0	0	0	0	0	0	0	0	0	0	0
1:15	0	0	0	0	0	0	0	0	0	0	0	0	0	0
1:30	0	0	0	0	0	0	0	0	0	0	0	0	0	0
1:45	0	0	0	0	0	0	0	0	0	0	0	0	0	0
2:00	0	0	0	0	0	0	0	0	0	0	0	0	0	0
2:15	0	0	0	0	0	0	0	0	0	0	0	0	0	0
2:30	0	1	0	0	0	0	0	0	0	0	0	0	0	1
2:45	0	0	0	0	0	0	0	0	0	0	0	0	0	0
3:00	0	0	0	0	0	0	0	0	0	0	0	0	0	0
3:15	0	0	0	0	0	0	0	0	0	0	0	0	0	0
3:30	0	0	0	0	0	0	0	0	0	0	0	0	0	0
3:45	0	0	0	0	0	0	0	0	0	0	0	0	0	0
4:00	1	0	0	0	0	0	0	0	0	0	0	0	0	1
4:15	0	0	0	0	0	0	0	0	0	0	0	0	0	0
4:30	0	0	0	0	0	0	0	0	0	0	0	0	0	0
4:45	0	0	0	0	0	0	0	0	0	0	0	0	0	0
5:00	0	0	0	0	0	0	0	0	0	0	0	0	0	0
5:15	0	0	0	0	0	0	0	0	0	0	0	0	0	0
5:30	2	0	0	0	0	0	0	0	0	0	0	0	0	2
5:45	0	0	0	0	0	0	0	0	0	0	0	0	0	0
6:00	1	1	0	0	0	0	0	0	0	0	0	0	0	2
6:15	0	2	0	0	0	0	0	0	0	0	0	0	0	2
6:30	1	0	0	0	0	0	0	0	0	0	0	0	0	1
6:45	0	1	0	0	0	0	0	0	0	0	0	0	0	1
7:00	2	2	0	0	0	0	0	0	0	0	0	0	0	4
7:15	1	1	0	0	0	0	0	0	0	0	0	0	0	2
7:30	1	0	0	0	0	0	0	0	0	0	0	0	0	1
7:45	2	2	1	0	0	0	0	0	0	0	0	0	0	5
8:00	1	1	1	0	0	0	0	0	0	0	0	0	0	3
8:15	3	2	2	0	0	0	0	0	0	0	0	0	0	7
8:30	1	1	0	0	0	0	0	0	0	0	0	0	0	2
8:45	1	1	0	0	0	0	0	0	0	0	0	0	0	2
9:00	3	2	1	0	0	0	0	0	0	0	0	0	0	6
9:15	0	1	0	0	0	0	0	0	0	0	0	0	0	1
9:30	0	2	0	0	0	0	0	0	0	0	0	0	0	2
9:45	2	0	1	0	0	0	0	0	0	0	0	0	0	3
10:00	4	0	0	0	0	0	0	0	0	0	0	0	0	4
10:15	1	0	2	0	0	0	0	0	0	0	0	0	0	3
10:30	2	0	0	0	0	0	0	0	0	0	0	0	0	2
10:45	1	1	0	0	0	0	0	0	0	0	0	0	0	2
11:00	0	1	0	0	0	0	0	0	0	0	0	0	0	1
11:15	0	1	0	0	0	0	0	0	0	0	0	0	0	1
11:30	2	1	0	1	0	0	0	0	0	0	0	0	0	4
11:45	3	1	1	0	0	0	0	0	0	0	0	0	0	5
12:00 PM	0	0	0	0	0	0	0	0	0	0	0	0	0	0
12:15	3	2	1	0	0	0	0	0	0	0	0	0	0	6
12:30	0	1	0	0	0	0	0	0	0	0	0	0	0	1
12:45	2	0	1	0	0	0	0	0	0	0	0	0	0	3
13:00	1	0	0	0	0	0	0	0	0	0	0	0	0	1
13:15	1	1	1	0	0	0	0	0	0	0	0	0	0	3
13:30	2	2	0	0	0	0	0	0	0	0	0	0	0	4
13:45	4	0	0	1	0	0	0	0	0	0	0	0	0	5
14:00	3	3	3	0	0	0	0	0	0	0	0	0	0	9
14:15	1	0	1	0	0	0	0	0	0	0	0	0	0	2
14:30	2	2	0	0	0	0	0	0	0	0	0	0	0	4
14:45	3	1	0	0	0	0	0	0	0	0	0	0	0	4
15:00	3	0	0	0	0	0	0	0	0	0	0	0	0	3
15:15	4	0	0	1	0	0	0	0	0	0	0	0	0	5
15:30	2	2	1	0	0	0	0	0	0	0	0	0	0	5
15:45	2	0	0	0	0	0	0	0	0	0	0	0	0	2
16:00	1	0	1	0	0	0	0	0	0	0	0	0	0	2
16:15	2	2	0	0	0	0	0	0	0	0	0	0	0	4
16:30	2	4	0	0	0	0	0	0	0	0	0	0	0	6
16:45	1	3	2	0	0	0	0	0	0	0	0	0	0	6
17:00	3	0	0	0	0	0	0	0	0	0	0	0	0	3
17:15	2	1	0	0	0	0	0	0	0	0	0	0	0	3
17:30	4	3	0	1	0	0	0	0	0	0	0	0	0	8
17:45	1	1	0	0	0	0	0	0	0	0	0	0	0	2
18:00	3	2	0	0	0	0	0	0	0	0	0	0	0	5
18:15	4	2	0	0	0	0	0	0	0	0	0	0	0	6
18:30	2	0	1	0	0	0	0	0	0	0	0	0	0	3
18:45	3	4	0	0	0	0	0	0	0	0	0	0	0	7
19:00	2	2	0	0	0	0	0	0	0	0	0	0	0	4
19:15	2	0	0	0	0	0	0	0	0	0	0	0	0	2
19:30	1	2	0	0	0	0	0	0	0	0	0	0	0	3
19:45	3	0	2	0	0	0	0	0	0	0	0	0	0	5
20:00	1	1	0	0	0	0	0	0	0	0	0	0	0	2
20:15	2	0	0	0	0	0	0	0	0	0	0	0	0	2
20:30	1	0	0	0	0	0	0	0	0	0	0	0	0	1
20:45	1	0	0	0	0	0	0	0	0	0	0	0	0	1
21:00	1	1	0	0	0	0	0	0	0	0	0	0	0	2
21:15	1	1	0	1	0	0	0	0	0	0	0	0	0	3
21:30	0	0	0	0	0	0	0	0	0	0	0	0	0	0
21:45	2	0	0	0	0	0	0	0	0	0	0	0	0	2
22:00	1	1	0	0	0	0	0	0	0	0	0	0	0	2
22:15	0	0	0	0	0	0	0	0	0	0	0	0	0	0
22:30	0	0	0	0	0	0	0	0	0	0	0	0	0	0
22:45	0	0	0	0	0	0	0	0	0	0	0	0	0	0
23:00	0	0	0	0	0	0	0	0	0	0	0	0	0	0
23:15	0	1	0	0	0	0	0	0	0	0	0	0	0	1
23:30	0	0	0	0	0	0	0	0	0	0	0	0	0	0
23:45	1	0	0	0	0	0	0	0	0	0	0	0	0	1
Totals	116	70	23	5										214
% of Totals	54%	33%	11%	2%										100%

AM Volumes	36	25	9	1	0	0	0	0	0	0	0	0	0	71
% AM	17%	12%	4%	0%										33%
AM Peak Hour	9:45	7:45	7:30	10:45										7:45
Volume	9	6	4	1										17
PM Volumes	80	45	14	4	0	0	0	0	0	0	0	0	0	143
% PM	37%	21%	7%	2%										67%
PM Peak Hour	14:30	16:00	13:15	13:00										13:15
Volume	12	9	4	1										21

Directional Peak Periods	AM 7-9			NOON 12-2			PM 4-6			Off Peak Volumes		
All Classes	Volume	⟷	%	Volume	⟷	%	Volume	⟷	%	Volume	⟷	%
	26		12%	23		11%	34		16%	131		61%

Street Name	Direction	Percentiles					
		15th	50th	Average	85th	95th	ADT
S Orchard Dr	North Bound	10	17	16	21	24	228
S Orchard Dr	South Bound	8	14	14	20	24	214

ATTACHMENT 3 - 1212

Prepared by National Data & Surveying Services

SPEED

S Orchard Dr Bet. W Oak St & W Alameda Ave

Day: Wednesday
Date: 1/18/2023

City: Burbank
Project #: CA23_020030_015

Summary

Time	< 15	15 - 19	20 - 24	25 - 29	30 - 34	35 - 39	40 - 44	45 - 49	50 - 54	55 - 59	60 - 64	65 - 69	70 +	Total
0:00 AM	0	1	0	0	0	0	0	0	0	0	0	0	0	1
0:15	0	0	0	0	0	0	0	0	0	0	0	0	0	0
0:30	1	0	0	0	0	0	0	0	0	0	0	0	0	1
0:45	0	1	0	0	0	0	0	0	0	0	0	0	0	1
1:00	0	0	0	0	0	0	0	0	0	0	0	0	0	0
1:15	1	0	0	0	0	0	0	0	0	0	0	0	0	1
1:30	0	0	0	0	0	0	0	0	0	0	0	0	0	0
1:45	0	0	0	0	0	0	0	0	0	0	0	0	0	0
2:00	0	0	0	0	0	0	0	0	0	0	0	0	0	0
2:15	0	0	0	0	0	0	0	0	0	0	0	0	0	0
2:30	0	1	0	0	0	0	0	0	0	0	0	0	0	1
2:45	0	0	0	0	0	0	0	0	0	0	0	0	0	0
3:00	0	0	0	0	0	0	0	0	0	0	0	0	0	0
3:15	0	0	0	0	0	0	0	0	0	0	0	0	0	0
3:30	0	0	0	0	0	0	0	0	0	0	0	0	0	0
3:45	0	0	0	0	0	0	0	0	0	0	0	0	0	0
4:00	2	0	0	0	0	0	0	0	0	0	0	0	0	2
4:15	0	0	0	0	0	0	0	0	0	0	0	0	0	0
4:30	0	0	0	0	0	0	0	0	0	0	0	0	0	0
4:45	0	1	0	0	0	0	0	0	0	0	0	0	0	1
5:00	1	0	0	0	0	0	0	0	0	0	0	0	0	1
5:15	0	0	0	0	0	0	0	0	0	0	0	0	0	0
5:30	2	0	0	0	0	0	0	0	0	0	0	0	0	2
5:45	0	0	1	0	0	0	0	0	0	0	0	0	0	1
6:00	1	1	0	0	0	0	0	0	0	0	0	0	0	2
6:15	0	2	0	0	0	0	0	0	0	0	0	0	0	2
6:30	1	0	1	0	0	0	0	0	0	0	0	0	0	2
6:45	0	1	0	0	0	0	0	0	0	0	0	0	0	1
7:00	2	2	0	0	0	0	0	0	0	0	0	0	0	4
7:15	1	3	1	0	0	0	0	0	0	0	0	0	0	5
7:30	3	2	0	0	0	0	0	0	0	0	0	0	0	5
7:45	2	2	2	0	0	0	0	0	0	0	0	0	0	6
8:00	4	4	2	1	0	0	0	0	0	0	0	0	0	11
8:15	5	3	2	0	0	0	0	0	0	0	0	0	0	10
8:30	3	3	0	0	0	0	0	0	0	0	0	0	0	6
8:45	3	3	1	0	0	0	0	0	0	0	0	0	0	7
9:00	5	5	1	0	0	0	0	0	0	0	0	0	0	11
9:15	1	3	1	0	0	0	0	0	0	0	0	0	0	5
9:30	0	4	0	0	0	0	0	0	0	0	0	0	0	4
9:45	2	6	1	0	0	0	0	0	0	0	0	0	0	9
10:00	5	1	0	0	0	0	0	0	0	0	0	0	0	6
10:15	1	0	4	0	0	0	0	0	0	0	0	0	0	5
10:30	3	3	1	0	0	0	0	0	0	0	0	0	0	7
10:45	2	4	1	0	0	0	0	0	0	0	0	0	0	7
11:00	2	1	0	0	0	0	0	0	0	0	0	0	0	3
11:15	1	2	1	0	0	0	0	0	0	0	0	0	0	4
11:30	3	5	0	1	0	0	0	0	0	0	0	0	0	9
11:45	3	3	2	0	0	0	0	0	0	0	0	0	0	8
12:00 PM	0	2	0	0	0	0	0	0	0	0	0	0	0	2
12:15	4	3	3	0	0	0	0	0	0	0	0	0	0	10
12:30	0	2	1	0	0	0	0	0	0	0	0	0	0	3
12:45	2	3	1	0	0	0	0	0	0	0	0	0	0	6
13:00	3	4	0	0	0	0	0	0	0	0	0	0	0	7
13:15	3	2	1	0	0	0	0	0	0	0	0	0	0	6
13:30	2	5	4	0	0	0	0	0	0	0	0	0	0	11
13:45	4	3	1	2	0	0	0	0	0	0	0	0	0	10
14:00	5	8	3	0	0	0	0	0	0	0	0	0	0	16
14:15	1	2	6	0	0	0	0	0	0	0	0	0	0	9
14:30	2	2	3	0	0	0	0	0	0	0	0	0	0	7
14:45	4	3	0	0	0	0	0	0	0	0	0	0	0	7
15:00	3	3	0	1	0	0	0	0	0	0	0	0	0	7
15:15	4	1	0	2	0	0	0	0	0	0	0	0	0	7
15:30	2	4	2	1	0	0	0	0	0	0	0	0	0	9
15:45	3	3	0	0	0	0	0	0	0	0	0	0	0	6
16:00	2	2	1	0	0	0	0	0	0	0	0	0	0	5
16:15	2	5	0	0	0	0	0	0	0	0	0	0	0	7
16:30	5	8	1	0	0	0	0	0	0	0	0	0	0	14
16:45	3	8	2	0	0	0	0	0	0	0	0	0	0	13
17:00	4	2	1	0	0	0	0	0	0	0	0	0	0	7
17:15	4	5	0	0	0	0	0	0	0	0	0	0	0	9
17:30	5	4	0	1	0	0	0	0	0	0	0	0	0	10
17:45	2	1	0	0	0	0	0	0	0	0	0	0	0	3
18:00	4	3	0	0	0	0	0	0	0	0	0	0	0	7
18:15	6	4	0	0	0	0	0	0	0	0	0	0	0	10
18:30	4	3	2	0	0	0	0	0	0	0	0	0	0	9
18:45	3	6	1	0	0	0	0	0	0	0	0	0	0	10
19:00	3	5	0	0	0	0	0	0	0	0	0	0	0	8
19:15	2	2	0	0	0	0	0	0	0	0	0	0	0	4
19:30	3	5	0	0	0	0	0	0	0	0	0	0	0	8
19:45	4	1	2	0	0	0	0	0	0	0	0	0	0	7
20:00	2	2	0	0	0	0	0	0	0	0	0	0	0	4
20:15	4	1	0	0	0	0	0	0	0	0	0	0	0	5
20:30	3	2	0	0	0	0	0	0	0	0	0	0	0	5
20:45	1	0	0	0	0	0	0	0	0	0	0	0	0	1
21:00	1	2	0	0	0	0	0	0	0	0	0	0	0	3
21:15	1	1	0	1	0	0	0	0	0	0	0	0	0	3
21:30	1	0	0	0	0	0	0	0	0	0	0	0	0	1
21:45	4	1	0	0	0	0	0	0	0	0	0	0	0	5
22:00	4	1	0	0	0	0	0	0	0	0	0	0	0	5
22:15	0	2	0	0	0	0	0	0	0	0	0	0	0	2
22:30	0	1	0	0	0	0	0	0	0	0	0	0	0	1
22:45	0	0	0	0	0	0	0	0	0	0	0	0	0	0
23:00	0	0	0	0	0	0	0	0	0	0	0	0	0	0
23:15	0	1	0	0	0	0	0	0	0	0	0	0	0	1
23:30	0	0	0	0	0	0	0	0	0	0	0	0	0	0
23:45	1	0	0	0	0	0	0	0	0	0	0	0	0	1
Totals	180	195	57	10										442
% of Totals	41%	44%	13%	2%										100%

AM Volumes	60	67	22	2	0	0	0	0	0	0	0	0	0	151
% AM	14%	15%	5%	0%										34%
AM Peak Hour	8:15	9:00	7:30	7:15										8:00
Volume	16	18	6	1										34
PM Volumes	120	128	35	8	0	0	0	0	0	0	0	0	0	291
% PM	27%	29%	8%	2%										66%
PM Peak Hour	17:30	16:00	13:30	14:45										13:30
Volume	17	23	14	4										46

Directional Peak Periods	AM 7-9			NOON 12-2			PM 4-6			Off Peak Volumes		
All Classes	Volume	⟷	%	Volume	⟷	%	Volume	⟷	%	Volume	⟷	%
	54		12%	55		12%	68		15%	265		60%

Street Name	Direction	Percentiles					
		15th	50th	Average	85th	95th	ADT
S Orchard Dr	Summary	9	16	15	20	24	442

ATTACHMENT 3 - 1213

Prepared by National Data & Surveying Services

SPEED

S Orchard Dr Bet. W Oak St & W Alameda Ave

Day: Wednesday
Date: 1/18/2023

City: Burbank
Project #: CA23_020030_015n

North Bound

Time	< 15	15 - 19	20 - 24	25 - 29	30 - 34	35 - 39	40 - 44	45 - 49	50 - 54	55 - 59	60 - 64	65 - 69	70 +	Total
0:00 AM	0	2	0	0	0	0	0	0	0	0	0	0	0	2
1:00	1	0	0	0	0	0	0	0	0	0	0	0	0	1
2:00	0	0	0	0	0	0	0	0	0	0	0	0	0	0
3:00	0	0	0	0	0	0	0	0	0	0	0	0	0	0
4:00	1	1	0	0	0	0	0	0	0	0	0	0	0	2
5:00	1	0	1	0	0	0	0	0	0	0	0	0	0	2
6:00	0	0	1	0	0	0	0	0	0	0	0	0	0	1
7:00	2	4	2	0	0	0	0	0	0	0	0	0	0	8
8:00	9	8	2	1	0	0	0	0	0	0	0	0	0	20
9:00	3	13	1	0	0	0	0	0	0	0	0	0	0	17
10:00	3	7	4	0	0	0	0	0	0	0	0	0	0	14
11:00	4	7	2	0	0	0	0	0	0	0	0	0	0	13
12:00 PM	1	7	3	0	0	0	0	0	0	0	0	0	0	11
13:00	4	11	5	1	0	0	0	0	0	0	0	0	0	21
14:00	3	9	8	0	0	0	0	0	0	0	0	0	0	20
15:00	1	9	1	3	0	0	0	0	0	0	0	0	0	14
16:00	6	14	1	0	0	0	0	0	0	0	0	0	0	21
17:00	5	7	1	0	0	0	0	0	0	0	0	0	0	13
18:00	5	8	2	0	0	0	0	0	0	0	0	0	0	15
19:00	4	9	0	0	0	0	0	0	0	0	0	0	0	13
20:00	5	4	0	0	0	0	0	0	0	0	0	0	0	9
21:00	3	2	0	0	0	0	0	0	0	0	0	0	0	5
22:00	3	3	0	0	0	0	0	0	0	0	0	0	0	6
23:00	0	0	0	0	0	0	0	0	0	0	0	0	0	0
Totals	64	125	34	5										228
% of Totals	28%	55%	15%	2%										100%

AM Volumes	24	42	13	1	0	0	0	0	0	0	0	0	0	80
% AM	11%	18%	6%	0%										35%
AM Peak Hour	8:00	9:00	10:00	8:00										8:00
Volume	9	13	4	1										20
PM Volumes	40	83	21	4	0	0	0	0	0	0	0	0	0	148
% PM	18%	36%	9%	2%										65%
PM Peak Hour	16:00	16:00	14:00	15:00										13:00
Volume	6	14	8	3										21

Directional Peak Periods	AM 7-9			NOON 12-2			PM 4-6			Off Peak Volumes		
All Speeds	Volume		%	Volume		%	Volume		%	Volume		%
	28	↔	12%	32	↔	14%	34	↔	15%	134	↔	59%

Street Name	Direction	Percentiles					
		15th	50th	Average	85th	95th	ADT
S Orchard Dr	North Bound	10	17	16	21	24	228
S Orchard Dr	South Bound	8	14	14	20	24	214

Prepared by National Data & Surveying Services

SPEED

S Orchard Dr Bet. W Oak St & W Alameda Ave

Day: Wednesday
Date: 1/18/2023

City: Burbank
Project #: CA23_020030_015s

South Bound

Time	< 15	15 - 19	20 - 24	25 - 29	30 - 34	35 - 39	40 - 44	45 - 49	50 - 54	55 - 59	60 - 64	65 - 69	70 +	Total
0:00 AM	1	0	0	0	0	0	0	0	0	0	0	0	0	1
1:00	0	0	0	0	0	0	0	0	0	0	0	0	0	0
2:00	0	1	0	0	0	0	0	0	0	0	0	0	0	1
3:00	0	0	0	0	0	0	0	0	0	0	0	0	0	0
4:00	1	0	0	0	0	0	0	0	0	0	0	0	0	1
5:00	2	0	0	0	0	0	0	0	0	0	0	0	0	2
6:00	2	4	0	0	0	0	0	0	0	0	0	0	0	6
7:00	6	5	1	0	0	0	0	0	0	0	0	0	0	12
8:00	6	5	3	0	0	0	0	0	0	0	0	0	0	14
9:00	5	5	2	0	0	0	0	0	0	0	0	0	0	12
10:00	8	1	2	0	0	0	0	0	0	0	0	0	0	11
11:00	5	4	1	1	0	0	0	0	0	0	0	0	0	11
12:00 PM	5	3	2	0	0	0	0	0	0	0	0	0	0	10
13:00	8	3	1	1	0	0	0	0	0	0	0	0	0	13
14:00	9	6	4	0	0	0	0	0	0	0	0	0	0	19
15:00	11	2	1	1	0	0	0	0	0	0	0	0	0	15
16:00	6	9	3	0	0	0	0	0	0	0	0	0	0	18
17:00	10	5	0	1	0	0	0	0	0	0	0	0	0	16
18:00	12	8	1	0	0	0	0	0	0	0	0	0	0	21
19:00	8	4	2	0	0	0	0	0	0	0	0	0	0	14
20:00	5	1	0	0	0	0	0	0	0	0	0	0	0	6
21:00	4	2	0	1	0	0	0	0	0	0	0	0	0	7
22:00	1	1	0	0	0	0	0	0	0	0	0	0	0	2
23:00	1	1	0	0	0	0	0	0	0	0	0	0	0	2
Totals	116	70	23	5										214
% of Totals	54%	33%	11%	2%										100%

AM Volumes	36	25	9	1	0	0	0	0	0	0	0	0	0	71
% AM	17%	12%	4%	0%										33%
AM Peak Hour	10:00	7:00	8:00	11:00										8:00
Volume	8	5	3	1										14
PM Volumes	80	45	14	4	0	0	0	0	0	0	0	0	0	143
% PM	37%	21%	7%	2%										67%
PM Peak Hour	18:00	16:00	14:00	13:00										18:00
Volume	12	9	4	1										21

Directional Peak Periods	AM 7-9			NOON 12-2			PM 4-6			Off Peak Volumes		
All Speeds	Volume		%	Volume		%	Volume		%	Volume		%
	26	↔	12%	23	↔	11%	34	↔	16%	131	↔	61%

Street Name	Direction	Percentiles					
		15th	50th	Average	85th	95th	ADT
S Orchard Dr	North Bound	10	17	16	21	24	228
S Orchard Dr	South Bound	8	14	14	20	24	214

Prepared by National Data & Surveying Services

SPEED

S Orchard Dr Bet. W Oak St & W Alameda Ave

Day: Wednesday
Date: 1/18/2023

City: Burbank
Project #: CA23_020030_015

Summary

Time	< 15	15 - 19	20 - 24	25 - 29	30 - 34	35 - 39	40 - 44	45 - 49	50 - 54	55 - 59	60 - 64	65 - 69	70 +	Total
0:00 AM	1	2	0	0	0	0	0	0	0	0	0	0	0	3
1:00	1	0	0	0	0	0	0	0	0	0	0	0	0	1
2:00	0	1	0	0	0	0	0	0	0	0	0	0	0	1
3:00	0	0	0	0	0	0	0	0	0	0	0	0	0	0
4:00	2	1	0	0	0	0	0	0	0	0	0	0	0	3
5:00	3	0	1	0	0	0	0	0	0	0	0	0	0	4
6:00	2	4	1	0	0	0	0	0	0	0	0	0	0	7
7:00	8	9	3	0	0	0	0	0	0	0	0	0	0	20
8:00	15	13	5	1	0	0	0	0	0	0	0	0	0	34
9:00	8	18	3	0	0	0	0	0	0	0	0	0	0	29
10:00	11	8	6	0	0	0	0	0	0	0	0	0	0	25
11:00	9	11	3	1	0	0	0	0	0	0	0	0	0	24
12:00 PM	6	10	5	0	0	0	0	0	0	0	0	0	0	21
13:00	12	14	6	2	0	0	0	0	0	0	0	0	0	34
14:00	12	15	12	0	0	0	0	0	0	0	0	0	0	39
15:00	12	11	2	4	0	0	0	0	0	0	0	0	0	29
16:00	12	23	4	0	0	0	0	0	0	0	0	0	0	39
17:00	15	12	1	1	0	0	0	0	0	0	0	0	0	29
18:00	17	16	3	0	0	0	0	0	0	0	0	0	0	36
19:00	12	13	2	0	0	0	0	0	0	0	0	0	0	27
20:00	10	5	0	0	0	0	0	0	0	0	0	0	0	15
21:00	7	4	0	1	0	0	0	0	0	0	0	0	0	12
22:00	4	4	0	0	0	0	0	0	0	0	0	0	0	8
23:00	1	1	0	0	0	0	0	0	0	0	0	0	0	2
Totals	180	195	57	10										442
% of Totals	41%	44%	13%	2%										100%

AM Volumes	60	67	22	2	0	0	0	0	0	0	0	0	0	151
% AM	14%	15%	5%	0%										34%
AM Peak Hour	8:00	9:00	10:00	8:00										8:00
Volume	15	18	6	1										34
PM Volumes	120	128	35	8	0	0	0	0	0	0	0	0	0	291
% PM	27%	29%	8%	2%										66%
PM Peak Hour	18:00	16:00	14:00	15:00										14:00
Volume	17	23	12	4										39

Directional Peak Periods	AM 7-9			NOON 12-2			PM 4-6			Off Peak Volumes		
All Speeds	Volume		%	Volume		%	Volume		%	Volume		%
	54	↔	12%	55	↔	12%	68	↔	15%	265	↔	60%

Street Name	Direction	Percentiles					
		15th	50th	Average	85th	95th	ADT
S Orchard Dr	Summary	9	16	15	20	24	442

ATTACHMENT 3 - 1216

Prepared by NDS/ATD

Prepared by National Data & Surveying Services

VOLUME

S Orchard Dr Bet. W Oak St & W Alameda Ave

Day: Wednesday
Date: 1/18/2023

City: Burbank
Project #: CA23_020030_015

DAILY TOTALS	NB	SB	EB	WB	Total
	228	214	0	0	442

AM Period	NB		SB		EB	WB	TOTAL		PM Period	NB		SB		EB	WB	TOTAL	
0:00	1		0		0	0	1		12:00	2		0		0	0	2	
0:15	0		0		0	0			12:15	4		6		0	0	10	
0:30	0		1		0	0	1		12:30	2		1		0	0	3	
0:45	1	2	0	1	0	0	1	3	12:45	3	11	3	10	0	0	6	21
1:00	0		0		0	0			13:00	6		1		0	0	7	
1:15	1		0		0	0	1		13:15	3		3		0	0	6	
1:30	0		0		0	0			13:30	7		4		0	0	11	
1:45	0	1	0		0	0		1	13:45	5	21	5	13	0	0	10	34
2:00	0		0		0	0			14:00	7		9		0	0	16	
2:15	0		0		0	0			14:15	7		2		0	0	9	
2:30	0		1		0	0	1		14:30	3		4		0	0	7	
2:45	0		0	1	0	0		1	14:45	3	20	4	19	0	0	7	39
3:00	0		0		0	0			15:00	4		3		0	0	7	
3:15	0		0		0	0			15:15	2		5		0	0	7	
3:30	0		0		0	0			15:30	4		5		0	0	9	
3:45	0		0		0	0			15:45	4	14	2	15	0	0	6	29
4:00	1		1		0	0	2		16:00	3		2		0	0	5	
4:15	0		0		0	0			16:15	3		4		0	0	7	
4:30	0		0		0	0			16:30	8		6		0	0	14	
4:45	1	2	0	1	0	0	1	3	16:45	7	21	6	18	0	0	13	39
5:00	1		0		0	0	1		17:00	4		3		0	0	7	
5:15	0		0		0	0			17:15	6		3		0	0	9	
5:30	0		2		0	0	2		17:30	2		8		0	0	10	
5:45	1	2	0	2	0	0	1	4	17:45	1	13	2	16	0	0	3	29
6:00	0		2		0	0	2		18:00	2		5		0	0	7	
6:15	0		2		0	0	2		18:15	4		6		0	0	10	
6:30	1		1		0	0	2		18:30	6		3		0	0	9	
6:45	0	1	1	6	0	0	1	7	18:45	3	15	7	21	0	0	10	36
7:00	0		4		0	0	4		19:00	4		4		0	0	8	
7:15	3		2		0	0	5		19:15	2		2		0	0	4	
7:30	4		1		0	0	5		19:30	5		3		0	0	8	
7:45	1	8	5	12	0	0	6	20	19:45	2	13	5	14	0	0	7	27
8:00	8		3		0	0	11		20:00	2		2		0	0	4	
8:15	3		7		0	0	10		20:15	3		2		0	0	5	
8:30	4		2		0	0	6		20:30	4		1		0	0	5	
8:45	5	20	2	14	0	0	7	34	20:45	0	9	1	6	0	0	1	15
9:00	5		6		0	0	11		21:00	1		2		0	0	3	
9:15	4		1		0	0	5		21:15	0		3		0	0	3	
9:30	2		2		0	0	4		21:30	1		0		0	0	1	
9:45	6	17	3	12	0	0	9	29	21:45	3	5	2	7	0	0	5	12
10:00	2		4		0	0	6		22:00	3		2		0	0	5	
10:15	2		3		0	0	5		22:15	2		0		0	0	2	
10:30	5		2		0	0	7		22:30	1		0		0	0	1	
10:45	5	14	2	11	0	0	7	25	22:45	0	6	0	2	0	0		8
11:00	2		1		0	0	3		23:00	0		0		0	0		
11:15	3		1		0	0	4		23:15	0		1		0	0	1	
11:30	5		4		0	0	9		23:30	0		0		0	0		
11:45	3	13	5	11	0	0	8	24	23:45	0		1	2	0	0	1	2
TOTALS		80		71				151	TOTALS		148		143				291
SPLIT %		53.0%		47.0%				34.2%	SPLIT %		50.9%		49.1%				65.8%

DAILY TOTALS	NB	SB	EB	WB	Total
	228	214	0	0	442

AM Peak Hour	8:00	7:45			8:00	PM Peak Hour	13:30	13:15			13:30
AM Pk Volume	20	17			34	PM Pk Volume	26	21			46
Pk Hr Factor	0.625	0.607			0.773	Pk Hr Factor	0.929	0.583			0.719
7 - 9 Volume	28	26	0	0	54	4 - 6 Volume	34	34	0	0	68
7 - 9 Peak Hour	8:00	7:45			8:00	4 - 6 Peak Hour	16:30	16:45			16:30
7 - 9 Pk Volume	20	17	0	0	34	4 - 6 Pk Volume	25	20	0	0	43
Pk Hr Factor	0.625	0.607	0.000	0.000	0.773	Pk Hr Factor	0.781	0.625	0.000	0.000	0.768

Prepared by NDS/ATD

Project #: CA23_020030_015 **City:** Burbank

Location: S Orchard Dr Bet. W Oak St & W Alameda **Date:** 1/18/2023

Prepared by National Data & Surveying Services

SPEED

S Orchard Dr Bet. W Oak St & W Alameda Ave

Day: Thursday
Date: 1/19/2023

City: Burbank
Project #: CA23_020030_015n

North Bound

Time	< 15	15 - 19	20 - 24	25 - 29	30 - 34	35 - 39	40 - 44	45 - 49	50 - 54	55 - 59	60 - 64	65 - 69	70 +	Total
0:00 AM	0	0	0	0	0	0	0	0	0	0	0	0	0	0
0:15	0	0	0	0	0	0	0	0	0	0	0	0	0	0
0:30	0	0	0	0	0	0	0	0	0	0	0	0	0	0
0:45	0	0	0	0	0	0	0	0	0	0	0	0	0	0
1:00	0	0	0	0	0	0	0	0	0	0	0	0	0	0
1:15	0	0	0	0	0	0	0	0	0	0	0	0	0	0
1:30	0	0	0	0	0	0	0	0	0	0	0	0	0	0
1:45	0	0	0	0	0	0	0	0	0	0	0	0	0	0
2:00	0	0	0	0	0	0	0	0	0	0	0	0	0	0
2:15	0	0	0	0	0	0	0	0	0	0	0	0	0	0
2:30	0	0	0	0	0	0	0	0	0	0	0	0	0	0
2:45	0	0	0	0	0	0	0	0	0	0	0	0	0	0
3:00	0	0	0	0	0	0	0	0	0	0	0	0	0	0
3:15	0	0	0	0	0	0	0	0	0	0	0	0	0	0
3:30	0	0	0	0	0	0	0	0	0	0	0	0	0	0
3:45	0	0	0	0	0	0	0	0	0	0	0	0	0	0
4:00	0	0	0	0	0	0	0	0	0	0	0	0	0	0
4:15	0	0	0	0	0	0	0	0	0	0	0	0	0	0
4:30	0	0	0	0	0	0	0	0	0	0	0	0	0	0
4:45	0	0	1	0	0	0	0	0	0	0	0	0	0	1
5:00	0	1	0	0	0	0	0	0	0	0	0	0	0	1
5:15	1	1	0	0	0	0	0	0	0	0	0	0	0	2
5:30	0	0	0	0	0	0	0	0	0	0	0	0	0	0
5:45	1	1	0	0	0	0	0	0	0	0	0	0	0	2
6:00	0	0	0	0	0	0	0	0	0	0	0	0	0	0
6:15	0	0	0	0	0	0	0	0	0	0	0	0	0	0
6:30	0	2	0	0	0	0	0	0	0	0	0	0	0	2
6:45	1	0	0	0	0	0	0	0	0	0	0	0	0	1
7:00	0	0	0	0	0	0	0	0	0	0	0	0	0	0
7:15	0	2	0	0	0	0	0	0	0	0	0	0	0	2
7:30	2	2	0	0	0	0	0	0	0	0	0	0	0	4
7:45	3	4	0	0	0	0	0	0	0	0	0	0	0	7
8:00	0	3	1	0	0	0	0	0	0	0	0	0	0	4
8:15	1	4	0	0	0	0	0	0	0	0	0	0	0	5
8:30	0	4	0	0	0	0	0	0	0	0	0	0	0	4
8:45	0	3	0	0	0	0	0	0	0	0	0	0	0	3
9:00	2	1	0	0	0	0	0	0	0	0	0	0	0	3
9:15	1	2	0	0	0	0	0	0	0	0	0	0	0	3
9:30	0	1	1	0	0	0	0	0	0	0	0	0	0	2
9:45	1	0	0	0	0	0	0	0	0	0	0	0	0	1
10:00	2	1	0	0	0	0	0	0	0	0	0	0	0	3
10:15	0	1	1	0	0	0	0	0	0	0	0	0	0	2
10:30	0	2	1	0	0	0	0	0	0	0	0	0	0	3
10:45	1	0	1	0	0	0	0	0	0	0	0	0	0	2
11:00	1	0	1	0	0	0	0	0	0	0	0	0	0	2
11:15	2	2	1	0	0	0	0	0	0	0	0	0	0	5
11:30	0	2	1	0	0	0	0	0	0	0	0	0	0	3
11:45	1	2	1	0	0	0	0	0	0	0	0	0	0	4
12:00 PM	1	1	1	0	0	0	0	0	0	0	0	0	0	3
12:15	3	1	0	0	0	0	0	0	0	0	0	0	0	4
12:30	2	4	2	0	0	0	0	0	0	0	0	0	0	8
12:45	0	1	0	0	0	0	0	0	0	0	0	0	0	1
13:00	2	2	2	0	0	0	0	0	0	0	0	0	0	6
13:15	1	2	0	0	0	0	0	0	0	0	0	0	0	3
13:30	1	2	0	0	0	0	0	0	0	0	0	0	0	3
13:45	2	0	0	0	0	0	0	0	0	0	0	0	0	2
14:00	1	5	0	0	0	0	0	0	0	0	0	0	0	6
14:15	0	3	1	0	0	0	0	0	0	0	0	0	0	4
14:30	3	1	0	0	0	0	0	0	0	0	0	0	0	4
14:45	1	2	2	0	0	0	0	0	0	0	0	0	0	5
15:00	4	2	1	0	0	0	0	0	0	0	0	0	0	7
15:15	1	2	0	0	0	0	0	0	0	0	0	0	0	3
15:30	1	2	0	0	0	0	0	0	0	0	0	0	0	3
15:45	0	3	0	0	0	0	0	0	0	0	0	0	0	3
16:00	1	0	0	0	0	0	0	0	0	0	0	0	0	1
16:15	3	2	2	0	0	0	0	0	0	0	0	0	0	7
16:30	1	3	0	0	0	0	0	0	0	0	0	0	0	4
16:45	0	3	0	0	0	0	0	0	0	0	0	0	0	3
17:00	4	0	0	0	0	0	0	0	0	0	0	0	0	4
17:15	4	2	0	0	0	0	0	0	0	0	0	0	0	6
17:30	3	4	0	1	0	0	0	0	0	0	0	0	0	8
17:45	3	2	0	0	0	0	0	0	0	0	0	0	0	5
18:00	0	1	0	0	0	0	0	0	0	0	0	0	0	1
18:15	3	2	0	0	0	0	0	0	0	0	0	0	0	5
18:30	1	1	0	0	0	0	0	0	0	0	0	0	0	2
18:45	3	0	1	0	0	0	0	0	0	0	0	0	0	4
19:00	1	2	0	0	0	0	0	0	0	0	0	0	0	3
19:15	1	2	0	0	0	0	0	0	0	0	0	0	0	3
19:30	0	3	0	0	0	0	0	0	0	0	0	0	0	3
19:45	1	0	0	0	0	0	0	0	0	0	0	0	0	1
20:00	2	1	0	0	0	0	0	0	0	0	0	0	0	3
20:15	0	3	0	0	0	0	0	0	0	0	0	0	0	3
20:30	1	1	0	0	0	0	0	0	0	0	0	0	0	2
20:45	0	0	0	0	0	0	0	0	0	0	0	0	0	0
21:00	1	1	0	0	0	0	0	0	0	0	0	0	0	2
21:15	0	1	0	0	0	0	0	0	0	0	0	0	0	1
21:30	0	0	0	0	0	0	0	0	0	0	0	0	0	0
21:45	0	1	0	0	0	0	0	0	0	0	0	0	0	1
22:00	1	0	1	0	0	0	0	0	0	0	0	0	0	2
22:15	1	1	1	0	0	0	0	0	0	0	0	0	0	3
22:30	1	0	0	0	0	0	0	0	0	0	0	0	0	1
22:45	0	0	0	0	0	0	0	0	0	0	0	0	0	0
23:00	0	0	0	0	0	0	0	0	0	0	0	0	0	0
23:15	0	0	0	0	0	0	0	0	0	0	0	0	0	0
23:30	0	0	0	0	0	0	0	0	0	0	0	0	0	0
23:45	0	0	0	0	0	0	0	0	0	0	0	0	0	0
Totals	79	110	24	1										214
% of Totals	37%	51%	11%	0%										100%

AM Volumes	20	41	10	0	0	0	0	0	0	0	0	0	0	71
% AM	9%	19%	5%											33%
AM Peak Hour	11:45	7:45	10:15											7:30
Volume	7	15	4											20
PM Volumes	59	69	14	1	0	0	0	0	0	0	0	0	0	143
% PM	28%	32%	7%	0%										67%
PM Peak Hour	17:00	14:00	12:15	16:45										17:00
Volume	14	11	4	1										23

Directional Peak Periods	AM 7-9			NOON 12-2			PM 4-6			Off Peak Volumes		
All Classes	Volume	⟷	%	Volume	⟷	%	Volume	⟷	%	Volume	⟷	%
	29	⟷	14%	30	⟷	14%	38	⟷	18%	117	⟷	55%

Street Name	Direction	Percentiles					
		15th	50th	Average	85th	95th	ADT
S Orchard Dr	North Bound	9	16	15	20	23	214
S Orchard Dr	South Bound	8	14	14	19	23	204

Prepared by National Data & Surveying Services

SPEED

S Orchard Dr Bet. W Oak St & W Alameda Ave

Day: Thursday
Date: 1/19/2023

City: Burbank
Project #: CA23_020030_015s

South Bound

Time	< 15	15 - 19	20 - 24	25 - 29	30 - 34	35 - 39	40 - 44	45 - 49	50 - 54	55 - 59	60 - 64	65 - 69	70 +	Total
0:00 AM	0	0	0	0	0	0	0	0	0	0	0	0	0	0
0:15	1	0	0	0	0	0	0	0	0	0	0	0	0	1
0:30	0	0	0	0	0	0	0	0	0	0	0	0	0	0
0:45	0	0	0	0	0	0	0	0	0	0	0	0	0	0
1:00	0	0	0	0	0	0	0	0	0	0	0	0	0	0
1:15	0	0	0	0	0	0	0	0	0	0	0	0	0	0
1:30	0	0	0	0	0	0	0	0	0	0	0	0	0	0
1:45	0	0	0	0	0	0	0	0	0	0	0	0	0	0
2:00	1	0	0	0	0	0	0	0	0	0	0	0	0	1
2:15	0	0	1	0	0	0	0	0	0	0	0	0	0	1
2:30	0	0	0	0	0	0	0	0	0	0	0	0	0	0
2:45	0	0	0	0	0	0	0	0	0	0	0	0	0	0
3:00	0	0	0	0	0	0	0	0	0	0	0	0	0	0
3:15	0	0	0	0	0	0	0	0	0	0	0	0	0	0
3:30	2	0	0	0	0	0	0	0	0	0	0	0	0	2
3:45	0	0	0	0	0	0	0	0	0	0	0	0	0	0
4:00	0	0	0	0	0	0	0	0	0	0	0	0	0	0
4:15	0	0	0	0	0	0	0	0	0	0	0	0	0	0
4:30	0	0	0	0	0	0	0	0	0	0	0	0	0	0
4:45	1	1	0	0	0	0	0	0	0	0	0	0	0	2
5:00	0	0	0	0	0	0	0	0	0	0	0	0	0	0
5:15	0	0	0	0	0	0	0	0	0	0	0	0	0	0
5:30	1	0	0	0	0	0	0	0	0	0	0	0	0	1
5:45	2	0	0	0	0	0	0	0	0	0	0	0	0	2
6:00	2	0	0	0	0	0	0	0	0	0	0	0	0	2
6:15	0	0	0	0	0	0	0	0	0	0	0	0	0	0
6:30	0	0	0	0	0	0	0	0	0	0	0	0	0	0
6:45	1	0	0	0	0	0	0	0	0	0	0	0	0	1
7:00	2	1	0	0	0	0	0	0	0	0	0	0	0	3
7:15	0	1	0	0	0	0	0	0	0	0	0	0	0	1
7:30	0	1	0	0	0	0	0	0	0	0	0	0	0	1
7:45	3	0	0	0	0	0	0	0	0	0	0	0	0	3
8:00	4	2	0	0	0	0	0	0	0	0	0	0	0	6
8:15	3	1	0	1	0	0	0	0	0	0	0	0	0	5
8:30	2	1	0	0	0	0	0	0	0	0	0	0	0	3
8:45	2	0	0	0	0	0	0	0	0	0	0	0	0	2
9:00	2	1	0	0	0	0	0	0	0	0	0	0	0	3
9:15	2	3	0	0	0	0	0	0	0	0	0	0	0	5
9:30	1	0	0	0	0	0	0	0	0	0	0	0	0	1
9:45	4	3	0	0	0	0	0	0	0	0	0	0	0	7
10:00	2	2	0	0	1	0	0	0	0	0	0	0	0	5
10:15	3	0	0	0	0	0	0	0	0	0	0	0	0	3
10:30	0	0	1	0	0	0	0	0	0	0	0	0	0	1
10:45	0	0	0	0	0	0	0	0	0	0	0	0	0	0
11:00	1	1	0	0	0	0	0	0	0	0	0	0	0	2
11:15	2	3	0	0	0	0	0	0	0	0	0	0	0	5
11:30	1	2	1	0	0	0	0	0	0	0	0	0	0	4
11:45	1	1	0	0	0	0	0	0	0	0	0	0	0	2
12:00 PM	1	0	0	0	0	0	0	0	0	0	0	0	0	1
12:15	3	2	0	1	0	0	0	0	0	0	0	0	0	6
12:30	0	1	1	0	0	0	0	0	0	0	0	0	0	2
12:45	0	0	1	0	0	0	0	0	0	0	0	0	0	1
13:00	3	1	1	0	0	0	0	0	0	0	0	0	0	5
13:15	1	1	0	0	0	0	0	0	0	0	0	0	0	2
13:30	1	1	0	0	0	0	0	0	0	0	0	0	0	2
13:45	1	3	0	0	0	0	0	0	0	0	0	0	0	4
14:00	0	1	0	0	0	0	0	0	0	0	0	0	0	1
14:15	3	0	0	0	0	0	0	0	0	0	0	0	0	3
14:30	4	2	0	0	0	0	0	0	0	0	0	0	0	6
14:45	5	1	0	0	0	0	0	0	0	0	0	0	0	6
15:00	1	1	1	0	0	0	0	0	0	0	0	0	0	3
15:15	5	1	0	0	0	0	0	0	0	0	0	0	0	6
15:30	1	2	0	0	0	0	0	0	0	0	0	0	0	3
15:45	1	0	0	0	0	0	0	0	0	0	0	0	0	1
16:00	1	2	0	1	0	0	0	0	0	0	0	0	0	4
16:15	4	2	0	0	0	0	0	0	0	0	0	0	0	6
16:30	2	0	0	0	0	0	0	0	0	0	0	0	0	2
16:45	1	3	0	0	0	0	0	0	0	0	0	0	0	4
17:00	2	2	0	0	0	0	0	0	0	0	0	0	0	4
17:15	2	3	0	0	0	0	0	0	0	0	0	0	0	5
17:30	2	4	0	0	0	0	0	0	0	0	0	0	0	6
17:45	0	2	1	1	0	0	0	0	0	0	0	0	0	4
18:00	4	0	0	1	0	0	0	0	0	0	0	0	0	5
18:15	3	0	0	0	0	0	0	0	0	0	0	0	0	3
18:30	1	2	0	0	0	0	0	0	0	0	0	0	0	3
18:45	1	1	0	0	0	0	0	0	0	0	0	0	0	2
19:00	2	0	1	0	0	0	0	0	0	0	0	0	0	3
19:15	2	1	0	0	0	0	0	0	0	0	0	0	0	3
19:30	3	1	0	0	0	0	0	0	0	0	0	0	0	4
19:45	1	1	0	0	0	0	0	0	0	0	0	0	0	2
20:00	1	0	0	0	0	0	0	0	0	0	0	0	0	1
20:15	0	0	0	0	0	0	0	0	0	0	0	0	0	0
20:30	1	1	0	0	0	0	0	0	0	0	0	0	0	2
20:45	0	1	0	0	0	0	0	0	0	0	0	0	0	1
21:00	2	1	0	0	0	0	0	0	0	0	0	0	0	3
21:15	0	0	0	0	0	0	0	0	0	0	0	0	0	0
21:30	0	0	0	0	0	0	0	0	0	0	0	0	0	0
21:45	1	0	0	0	0	0	0	0	0	0	0	0	0	1
22:00	3	0	0	0	0	0	0	0	0	0	0	0	0	3
22:15	0	1	0	0	0	0	0	0	0	0	0	0	0	1
22:30	0	1	0	0	0	0	0	0	0	0	0	0	0	1
22:45	0	0	0	0	0	0	0	0	0	0	0	0	0	0
23:00	0	1	0	0	0	0	0	0	0	0	0	0	0	1
23:15	1	0	1	0	0	0	0	0	0	0	0	0	0	2
23:30	0	0	0	0	0	0	0	0	0	0	0	0	0	0
23:45	1	0	0	0	0	0	0	0	0	0	0	0	0	1
Totals	117	71	10	5	1									204
% of Totals	57%	35%	5%	2%	0%									100%

AM Volumes	46	24	3	1	1	0	0	0	0	0	0	0	0	75
% AM	23%	12%	1%	0%	0%									37%
AM Peak Hour	7:45	9:15	1:30	7:30	9:15									9:15
Volume	12	8	1	1	1									18
PM Volumes	71	47	7	4	0	0	0	0	0	0	0	0	0	129
% PM	35%	23%	3%	2%										63%
PM Peak Hour	14:30	16:45	12:15	17:15										14:30
Volume	15	12	3	2										21

Directional Peak Periods	AM 7-9			NOON 12-2			PM 4-6			Off Peak Volumes		
All Classes	Volume	⟷	%	Volume	⟷	%	Volume	⟷	%	Volume	⟷	%
	24		12%	23		11%	35		17%	122		60%

Street Name	Direction	Percentiles					
		15th	50th	Average	85th	95th	ADT
S Orchard Dr	North Bound	9	16	15	20	23	214
S Orchard Dr	South Bound	8	14	14	19	23	204

Prepared by National Data & Surveying Services

SPEED

S Orchard Dr Bet. W Oak St & W Alameda Ave

Day: Thursday
Date: 1/19/2023

City: Burbank
Project #: CA23_020030_015

Summary

Time	< 15	15 - 19	20 - 24	25 - 29	30 - 34	35 - 39	40 - 44	45 - 49	50 - 54	55 - 59	60 - 64	65 - 69	70 +	Total
0:00 AM	0	0	0	0	0	0	0	0	0	0	0	0	0	0
0:15	1	0	0	0	0	0	0	0	0	0	0	0	0	1
0:30	0	0	0	0	0	0	0	0	0	0	0	0	0	0
0:45	0	0	0	0	0	0	0	0	0	0	0	0	0	0
1:00	0	0	0	0	0	0	0	0	0	0	0	0	0	0
1:15	0	0	0	0	0	0	0	0	0	0	0	0	0	0
1:30	0	0	0	0	0	0	0	0	0	0	0	0	0	0
1:45	0	0	0	0	0	0	0	0	0	0	0	0	0	0
2:00	1	0	0	0	0	0	0	0	0	0	0	0	0	1
2:15	0	0	1	0	0	0	0	0	0	0	0	0	0	1
2:30	0	0	0	0	0	0	0	0	0	0	0	0	0	0
2:45	0	0	0	0	0	0	0	0	0	0	0	0	0	0
3:00	0	0	0	0	0	0	0	0	0	0	0	0	0	0
3:15	0	0	0	0	0	0	0	0	0	0	0	0	0	0
3:30	2	0	0	0	0	0	0	0	0	0	0	0	0	2
3:45	0	0	0	0	0	0	0	0	0	0	0	0	0	0
4:00	0	0	0	0	0	0	0	0	0	0	0	0	0	0
4:15	0	0	0	0	0	0	0	0	0	0	0	0	0	0
4:30	0	0	0	0	0	0	0	0	0	0	0	0	0	0
4:45	1	1	1	0	0	0	0	0	0	0	0	0	0	3
5:00	0	1	0	0	0	0	0	0	0	0	0	0	0	1
5:15	1	1	0	0	0	0	0	0	0	0	0	0	0	2
5:30	1	0	0	0	0	0	0	0	0	0	0	0	0	1
5:45	3	1	0	0	0	0	0	0	0	0	0	0	0	4
6:00	2	0	0	0	0	0	0	0	0	0	0	0	0	2
6:15	0	0	0	0	0	0	0	0	0	0	0	0	0	0
6:30	0	2	0	0	0	0	0	0	0	0	0	0	0	2
6:45	2	0	0	0	0	0	0	0	0	0	0	0	0	2
7:00	2	1	0	0	0	0	0	0	0	0	0	0	0	3
7:15	0	3	0	0	0	0	0	0	0	0	0	0	0	3
7:30	2	3	0	0	0	0	0	0	0	0	0	0	0	5
7:45	6	4	0	0	0	0	0	0	0	0	0	0	0	10
8:00	4	5	1	0	0	0	0	0	0	0	0	0	0	10
8:15	4	5	0	1	0	0	0	0	0	0	0	0	0	10
8:30	2	5	0	0	0	0	0	0	0	0	0	0	0	7
8:45	2	3	0	0	0	0	0	0	0	0	0	0	0	5
9:00	4	2	0	0	0	0	0	0	0	0	0	0	0	6
9:15	3	5	0	0	0	0	0	0	0	0	0	0	0	8
9:30	1	1	1	0	0	0	0	0	0	0	0	0	0	3
9:45	5	3	0	0	0	0	0	0	0	0	0	0	0	8
10:00	4	3	0	0	1	0	0	0	0	0	0	0	0	8
10:15	3	1	1	0	0	0	0	0	0	0	0	0	0	5
10:30	0	2	2	0	0	0	0	0	0	0	0	0	0	4
10:45	1	0	1	0	0	0	0	0	0	0	0	0	0	2
11:00	2	1	1	0	0	0	0	0	0	0	0	0	0	4
11:15	4	5	1	0	0	0	0	0	0	0	0	0	0	10
11:30	1	4	2	0	0	0	0	0	0	0	0	0	0	7
11:45	2	3	1	0	0	0	0	0	0	0	0	0	0	6
12:00 PM	2	1	1	0	0	0	0	0	0	0	0	0	0	4
12:15	6	3	0	1	0	0	0	0	0	0	0	0	0	10
12:30	2	5	3	0	0	0	0	0	0	0	0	0	0	10
12:45	0	1	1	0	0	0	0	0	0	0	0	0	0	2
13:00	5	3	3	0	0	0	0	0	0	0	0	0	0	11
13:15	2	3	0	0	0	0	0	0	0	0	0	0	0	5
13:30	2	3	0	0	0	0	0	0	0	0	0	0	0	5
13:45	3	3	0	0	0	0	0	0	0	0	0	0	0	6
14:00	1	6	0	0	0	0	0	0	0	0	0	0	0	7
14:15	3	3	1	0	0	0	0	0	0	0	0	0	0	7
14:30	7	3	0	0	0	0	0	0	0	0	0	0	0	10
14:45	6	3	2	0	0	0	0	0	0	0	0	0	0	11
15:00	5	3	2	0	0	0	0	0	0	0	0	0	0	10
15:15	6	3	0	0	0	0	0	0	0	0	0	0	0	9
15:30	2	4	0	0	0	0	0	0	0	0	0	0	0	6
15:45	1	3	0	0	0	0	0	0	0	0	0	0	0	4
16:00	2	2	0	1	0	0	0	0	0	0	0	0	0	5
16:15	7	4	2	0	0	0	0	0	0	0	0	0	0	13
16:30	3	3	0	0	0	0	0	0	0	0	0	0	0	6
16:45	1	6	0	0	0	0	0	0	0	0	0	0	0	7
17:00	6	2	0	0	0	0	0	0	0	0	0	0	0	8
17:15	6	5	0	0	0	0	0	0	0	0	0	0	0	11
17:30	5	8	0	1	0	0	0	0	0	0	0	0	0	14
17:45	3	4	1	1	0	0	0	0	0	0	0	0	0	9
18:00	4	1	0	1	0	0	0	0	0	0	0	0	0	6
18:15	6	2	0	0	0	0	0	0	0	0	0	0	0	8
18:30	2	3	0	0	0	0	0	0	0	0	0	0	0	5
18:45	4	1	1	0	0	0	0	0	0	0	0	0	0	6
19:00	3	2	1	0	0	0	0	0	0	0	0	0	0	6
19:15	3	3	0	0	0	0	0	0	0	0	0	0	0	6
19:30	3	4	0	0	0	0	0	0	0	0	0	0	0	7
19:45	2	1	0	0	0	0	0	0	0	0	0	0	0	3
20:00	3	1	0	0	0	0	0	0	0	0	0	0	0	4
20:15	0	3	0	0	0	0	0	0	0	0	0	0	0	3
20:30	2	2	0	0	0	0	0	0	0	0	0	0	0	4
20:45	0	1	0	0	0	0	0	0	0	0	0	0	0	1
21:00	3	2	0	0	0	0	0	0	0	0	0	0	0	5
21:15	0	1	0	0	0	0	0	0	0	0	0	0	0	1
21:30	0	0	0	0	0	0	0	0	0	0	0	0	0	0
21:45	1	1	0	0	0	0	0	0	0	0	0	0	0	2
22:00	4	0	1	0	0	0	0	0	0	0	0	0	0	5
22:15	1	2	1	0	0	0	0	0	0	0	0	0	0	4
22:30	1	1	0	0	0	0	0	0	0	0	0	0	0	2
22:45	0	0	0	0	0	0	0	0	0	0	0	0	0	0
23:00	0	1	0	0	0	0	0	0	0	0	0	0	0	1
23:15	1	0	1	0	0	0	0	0	0	0	0	0	0	2
23:30	0	0	0	0	0	0	0	0	0	0	0	0	0	0
23:45	1	0	0	0	0	0	0	0	0	0	0	0	0	1
Totals	196	181	34	6	1									418
% of Totals	47%	43%	8%	1%	0%									100%

AM Volumes	66	65	13	1	1	0	0	0	0	0	0	0	0	146
% AM	16%	16%	3%	0%	0%									35%
AM Peak Hour	7:30	7:45	10:15	7:30	9:15									7:45
Volume	16	19	5	1	1									37
PM Volumes	130	116	21	5	0	0	0	0	0	0	0	0	0	272
% PM	31%	28%	5%	1%										65%
PM Peak Hour	14:30	16:45	12:15	17:15										17:00
Volume	24	21	7	3										42

Directional Peak Periods	AM 7-9			NOON 12-2			PM 4-6			Off Peak Volumes		
All Classes	Volume	⟷	%	Volume	⟷	%	Volume	⟷	%	Volume	⟷	%
	53		13%	53		13%	73		17%	239		57%

Street Name	Direction	Percentiles					
		15th	50th	Average	85th	95th	ADT
S Orchard Dr	Summary	8	15	15	19	23	418

Prepared by National Data & Surveying Services

SPEED

S Orchard Dr Bet. W Oak St & W Alameda Ave

Day: Thursday
Date: 1/19/2023

City: Burbank
Project #: CA23_020030_015n

North Bound

Time	< 15	15 - 19	20 - 24	25 - 29	30 - 34	35 - 39	40 - 44	45 - 49	50 - 54	55 - 59	60 - 64	65 - 69	70 +	Total
0:00 AM	0	0	0	0	0	0	0	0	0	0	0	0	0	0
1:00	0	0	0	0	0	0	0	0	0	0	0	0	0	0
2:00	0	0	0	0	0	0	0	0	0	0	0	0	0	0
3:00	0	0	0	0	0	0	0	0	0	0	0	0	0	0
4:00	0	0	1	0	0	0	0	0	0	0	0	0	0	1
5:00	2	3	0	0	0	0	0	0	0	0	0	0	0	5
6:00	1	2	0	0	0	0	0	0	0	0	0	0	0	3
7:00	5	8	0	0	0	0	0	0	0	0	0	0	0	13
8:00	1	14	1	0	0	0	0	0	0	0	0	0	0	16
9:00	4	4	1	0	0	0	0	0	0	0	0	0	0	9
10:00	3	4	3	0	0	0	0	0	0	0	0	0	0	10
11:00	4	6	4	0	0	0	0	0	0	0	0	0	0	14
12:00 PM	6	7	3	0	0	0	0	0	0	0	0	0	0	16
13:00	6	6	2	0	0	0	0	0	0	0	0	0	0	14
14:00	5	11	3	0	0	0	0	0	0	0	0	0	0	19
15:00	6	9	1	0	0	0	0	0	0	0	0	0	0	16
16:00	5	8	2	0	0	0	0	0	0	0	0	0	0	15
17:00	14	8	0	1	0	0	0	0	0	0	0	0	0	23
18:00	7	4	1	0	0	0	0	0	0	0	0	0	0	12
19:00	3	7	0	0	0	0	0	0	0	0	0	0	0	10
20:00	3	5	0	0	0	0	0	0	0	0	0	0	0	8
21:00	1	3	0	0	0	0	0	0	0	0	0	0	0	4
22:00	3	1	2	0	0	0	0	0	0	0	0	0	0	6
23:00	0	0	0	0	0	0	0	0	0	0	0	0	0	0
Totals	79	110	24	1										214
% of Totals	37%	51%	11%	0%										100%

AM Volumes	20	41	10	0	0	0	0	0	0	0	0	0	0	71
% AM	9%	19%	5%											33%
AM Peak Hour	7:00	8:00	11:00											8:00
Volume	5	14	4											16
PM Volumes	59	69	14	1	0	0	0	0	0	0	0	0	0	143
% PM	28%	32%	7%	0%										67%
PM Peak Hour	17:00	14:00	12:00	17:00										17:00
Volume	14	11	3	1										23

Directional Peak Periods	AM 7-9			NOON 12-2			PM 4-6			Off Peak Volumes		
All Speeds	Volume	↔	%	Volume	↔	%	Volume	↔	%	Volume	↔	%
	29	↔	14%	30	↔	14%	38	↔	18%	117	↔	55%

Street Name	Direction	Percentiles					
		15th	50th	Average	85th	95th	ADT
S Orchard Dr	North Bound	9	16	15	20	23	214
S Orchard Dr	South Bound	8	14	14	19	23	204

Prepared by National Data & Surveying Services

SPEED

S Orchard Dr Bet. W Oak St & W Alameda Ave

Day: Thursday
Date: 1/19/2023

City: Burbank
Project #: CA23_020030_015s

South Bound

Time	< 15	15 - 19	20 - 24	25 - 29	30 - 34	35 - 39	40 - 44	45 - 49	50 - 54	55 - 59	60 - 64	65 - 69	70 +	Total
0:00 AM	1	0	0	0	0	0	0	0	0	0	0	0	0	1
1:00	0	0	0	0	0	0	0	0	0	0	0	0	0	0
2:00	1	0	1	0	0	0	0	0	0	0	0	0	0	2
3:00	2	0	0	0	0	0	0	0	0	0	0	0	0	2
4:00	1	1	0	0	0	0	0	0	0	0	0	0	0	2
5:00	3	0	0	0	0	0	0	0	0	0	0	0	0	3
6:00	3	0	0	0	0	0	0	0	0	0	0	0	0	3
7:00	5	3	0	0	0	0	0	0	0	0	0	0	0	8
8:00	11	4	0	1	0	0	0	0	0	0	0	0	0	16
9:00	9	7	0	0	0	0	0	0	0	0	0	0	0	16
10:00	5	2	1	0	1	0	0	0	0	0	0	0	0	9
11:00	5	7	1	0	0	0	0	0	0	0	0	0	0	13
12:00 PM	4	3	2	1	0	0	0	0	0	0	0	0	0	10
13:00	6	6	1	0	0	0	0	0	0	0	0	0	0	13
14:00	12	4	0	0	0	0	0	0	0	0	0	0	0	16
15:00	8	4	1	0	0	0	0	0	0	0	0	0	0	13
16:00	8	7	0	1	0	0	0	0	0	0	0	0	0	16
17:00	6	11	1	1	0	0	0	0	0	0	0	0	0	19
18:00	9	3	0	1	0	0	0	0	0	0	0	0	0	13
19:00	8	3	1	0	0	0	0	0	0	0	0	0	0	12
20:00	2	2	0	0	0	0	0	0	0	0	0	0	0	4
21:00	3	1	0	0	0	0	0	0	0	0	0	0	0	4
22:00	3	2	0	0	0	0	0	0	0	0	0	0	0	5
23:00	2	1	1	0	0	0	0	0	0	0	0	0	0	4
Totals	117	71	10	5	1									204
% of Totals	57%	35%	5%	2%	0%									100%

AM Volumes	46	24	3	1	1	0	0	0	0	0	0	0	0	75
% AM	23%	12%	1%	0%	0%									37%
AM Peak Hour	8:00	9:00	2:00	8:00	10:00									8:00
Volume	11	7	1	1	1									16
PM Volumes	71	47	7	4	0	0	0	0	0	0	0	0	0	129
% PM	35%	23%	3%	2%										63%
PM Peak Hour	14:00	17:00	12:00	12:00										17:00
Volume	12	11	2	1										19

Directional Peak Periods	AM 7-9			NOON 12-2			PM 4-6			Off Peak Volumes		
All Speeds	Volume		%	Volume		%	Volume		%	Volume		%
	24	↔	12%	23	↔	11%	35	↔	17%	122	↔	60%

Street Name	Direction	Percentiles					
		15th	50th	Average	85th	95th	ADT
S Orchard Dr	North Bound	9	16	15	20	23	214
S Orchard Dr	South Bound	8	14	14	19	23	204

Prepared by National Data & Surveying Services

SPEED

S Orchard Dr Bet. W Oak St & W Alameda Ave

Day: Thursday
Date: 1/19/2023

City: Burbank
Project #: CA23_020030_015

Summary

Time	< 15	15 - 19	20 - 24	25 - 29	30 - 34	35 - 39	40 - 44	45 - 49	50 - 54	55 - 59	60 - 64	65 - 69	70 +	Total
0:00 AM	1	0	0	0	0	0	0	0	0	0	0	0	0	1
1:00	0	0	0	0	0	0	0	0	0	0	0	0	0	0
2:00	1	0	1	0	0	0	0	0	0	0	0	0	0	2
3:00	2	0	0	0	0	0	0	0	0	0	0	0	0	2
4:00	1	1	1	0	0	0	0	0	0	0	0	0	0	3
5:00	5	3	0	0	0	0	0	0	0	0	0	0	0	8
6:00	4	2	0	0	0	0	0	0	0	0	0	0	0	6
7:00	10	11	0	0	0	0	0	0	0	0	0	0	0	21
8:00	12	18	1	1	0	0	0	0	0	0	0	0	0	32
9:00	13	11	1	0	0	0	0	0	0	0	0	0	0	25
10:00	8	6	4	0	1	0	0	0	0	0	0	0	0	19
11:00	9	13	5	0	0	0	0	0	0	0	0	0	0	27
12:00 PM	10	10	5	1	0	0	0	0	0	0	0	0	0	26
13:00	12	12	3	0	0	0	0	0	0	0	0	0	0	27
14:00	17	15	3	0	0	0	0	0	0	0	0	0	0	35
15:00	14	13	2	0	0	0	0	0	0	0	0	0	0	29
16:00	13	15	2	1	0	0	0	0	0	0	0	0	0	31
17:00	20	19	1	2	0	0	0	0	0	0	0	0	0	42
18:00	16	7	1	1	0	0	0	0	0	0	0	0	0	25
19:00	11	10	1	0	0	0	0	0	0	0	0	0	0	22
20:00	5	7	0	0	0	0	0	0	0	0	0	0	0	12
21:00	4	4	0	0	0	0	0	0	0	0	0	0	0	8
22:00	6	3	2	0	0	0	0	0	0	0	0	0	0	11
23:00	2	1	1	0	0	0	0	0	0	0	0	0	0	4
Totals	196	181	34	6	1									418
% of Totals	47%	43%	8%	1%	0%									100%

AM Volumes	66	65	13	1	1	0	0	0	0	0	0	0	0	146
% AM	16%	16%	3%	0%	0%									35%
AM Peak Hour	9:00	8:00	11:00	8:00	10:00									8:00
Volume	13	18	5	1	1									32
PM Volumes	130	116	21	5	0	0	0	0	0	0	0	0	0	272
% PM	31%	28%	5%	1%										65%
PM Peak Hour	17:00	17:00	12:00	17:00										17:00
Volume	20	19	5	2										42

Directional Peak Periods	AM 7-9			NOON 12-2			PM 4-6			Off Peak Volumes		
All Speeds	Volume		%	Volume		%	Volume		%	Volume		%
	53	↔	13%	53	↔	13%	73	↔	17%	239	↔	57%

Street Name	Direction	Percentiles					
		15th	50th	Average	85th	95th	ADT
S Orchard Dr	Summary	8	15	15	19	23	418

Prepared by NDS/ATD

Prepared by National Data & Surveying Services

VOLUME

S Orchard Dr Bet. W Oak St & W Alameda Ave

Day: Thursday
Date: 1/19/2023

City: Burbank
Project #: CA23_020030_015

DAILY TOTALS	NB	SB	EB	WB	Total
	214	204	0	0	418

AM Period	NB		SB		EB	WB	TOTAL		PM Period	NB		SB		EB	WB	TOTAL	
0:00	0		0		0	0			12:00	3		1		0	0	4	
0:15	0		1		0	0	1		12:15	4		6		0	0	10	
0:30	0		0		0	0			12:30	8		2		0	0	10	
0:45	0		0	1	0	0		1	12:45	1	16	1	10	0	0	2	26
1:00	0		0		0	0			13:00	6		5		0	0	11	
1:15	0		0		0	0			13:15	3		2		0	0	5	
1:30	0		0		0	0			13:30	3		2		0	0	5	
1:45	0		0		0	0			13:45	2	14	4	13	0	0	6	27
2:00	0		1		0	0	1		14:00	6		1		0	0	7	
2:15	0		1		0	0	1		14:15	4		3		0	0	7	
2:30	0		0		0	0			14:30	4		6		0	0	10	
2:45	0		0	2	0	0		2	14:45	5	19	6	16	0	0	11	35
3:00	0		0		0	0			15:00	7		3		0	0	10	
3:15	0		0		0	0			15:15	3		6		0	0	9	
3:30	0		2		0	0	2		15:30	3		3		0	0	6	
3:45	0		0	2	0	0		2	15:45	3	16	1	13	0	0	4	29
4:00	0		0		0	0			16:00	1		4		0	0	5	
4:15	0		0		0	0			16:15	7		6		0	0	13	
4:30	0		0		0	0			16:30	4		2		0	0	6	
4:45	1	1	2	2	0	0	3	3	16:45	3	15	4	16	0	0	7	31
5:00	1		0		0	0	1		17:00	4		4		0	0	8	
5:15	2		0		0	0	2		17:15	6		5		0	0	11	
5:30	0		1		0	0	1		17:30	8		6		0	0	14	
5:45	2	5	2	3	0	0	4	8	17:45	5	23	4	19	0	0	9	42
6:00	0		2		0	0	2		18:00	1		5		0	0	6	
6:15	0		0		0	0			18:15	5		3		0	0	8	
6:30	2		0		0	0	2		18:30	2		3		0	0	5	
6:45	1	3	1	3	0	0	2	6	18:45	4	12	2	13	0	0	6	25
7:00	0		3		0	0	3		19:00	3		3		0	0	6	
7:15	2		1		0	0	3		19:15	3		3		0	0	6	
7:30	4		1		0	0	5		19:30	3		4		0	0	7	
7:45	7	13	3	8	0	0	10	21	19:45	1	10	2	12	0	0	3	22
8:00	4		6		0	0	10		20:00	3		1		0	0	4	
8:15	5		5		0	0	10		20:15	3		0		0	0	3	
8:30	4		3		0	0	7		20:30	2		2		0	0	4	
8:45	3	16	2	16	0	0	5	32	20:45	0	8	1	4	0	0	1	12
9:00	3		3		0	0	6		21:00	2		3		0	0	5	
9:15	3		5		0	0	8		21:15	1		0		0	0	1	
9:30	2		1		0	0	3		21:30	0		0		0	0		
9:45	1	9	7	16	0	0	8	25	21:45	1	4	1	4	0	0	2	8
10:00	3		5		0	0	8		22:00	2		3		0	0	5	
10:15	2		3		0	0	5		22:15	3		1		0	0	4	
10:30	3		1		0	0	4		22:30	1		1		0	0	2	
10:45	2	10	0	9	0	0	2	19	22:45	0	6	0	5	0	0		11
11:00	2		2		0	0	4		23:00	0		1		0	0	1	
11:15	5		5		0	0	10		23:15	0		2		0	0	2	
11:30	3		4		0	0	7		23:30	0		0		0	0		
11:45	4	14	2	13	0	0	6	27	23:45	0		1	4	0	0	1	4
TOTALS		71		75				146	TOTALS		143		129				272
SPLIT %		48.6%		51.4%				34.9%	SPLIT %		52.6%		47.4%				65.1%

DAILY TOTALS	NB	SB	EB	WB	Total
	214	204	0	0	418

AM Peak Hour	7:30	9:15			7:45	PM Peak Hour	17:00	14:30			17:00
AM Pk Volume	20	18			37	PM Pk Volume	23	21			42
Pk Hr Factor	0.714	0.643			0.925	Pk Hr Factor	0.719	0.875			0.750
7 - 9 Volume	29	24	0	0	53	4 - 6 Volume	38	35	0	0	73
7 - 9 Peak Hour	7:30	7:45			7:45	4 - 6 Peak Hour	17:00	16:45			17:00
7 - 9 Pk Volume	20	17	0	0	37	4 - 6 Pk Volume	23	19	0	0	42
Pk Hr Factor	0.714	0.708	0.000	0.000	0.925	Pk Hr Factor	0.719	0.792	0.000	0.000	0.750

Prepared by NDS/ATD

Project #: CA23_020030_015 **City:** Burbank

Location: S Orchard Dr Bet. W Oak St & W Alameda **Date:** 1/19/2023

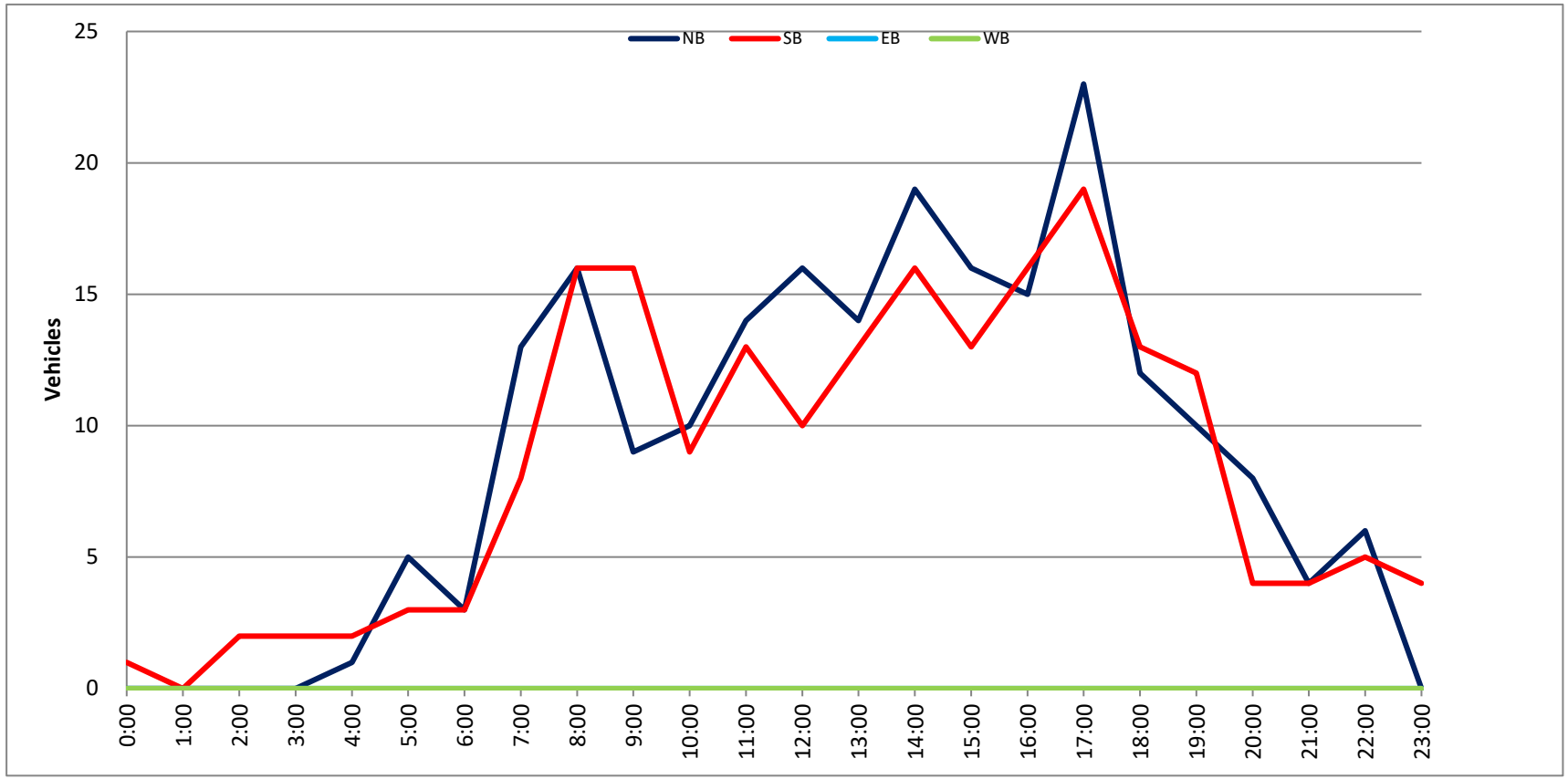

Prepared by National Data & Surveying Services

SPEED

S Orchard Dr Bet. W Olive Ave & W Oak St

Day: Tuesday
Date: 1/17/2023

City: Burbank
Project #: CA23_020030_014n

North Bound

Time	< 15	15 - 19	20 - 24	25 - 29	30 - 34	35 - 39	40 - 44	45 - 49	50 - 54	55 - 59	60 - 64	65 - 69	70 +	Total
0:00 AM	0	0	0	0	0	0	0	0	0	0	0	0	0	0
0:15	0	0	0	0	0	0	0	0	0	0	0	0	0	0
0:30	0	0	0	0	0	0	0	0	0	0	0	0	0	0
0:45	0	0	0	0	0	0	0	0	0	0	0	0	0	0
1:00	0	0	0	0	0	0	0	0	0	0	0	0	0	0
1:15	0	0	0	0	0	0	0	0	0	0	0	0	0	0
1:30	0	0	0	0	0	0	0	0	0	0	0	0	0	0
1:45	0	0	0	0	0	0	0	0	0	0	0	0	0	0
2:00	0	0	1	0	0	0	0	0	0	0	0	0	0	1
2:15	0	0	0	0	0	0	0	0	0	0	0	0	0	0
2:30	0	0	0	0	0	0	0	0	0	0	0	0	0	0
2:45	0	0	0	0	0	0	0	0	0	0	0	0	0	0
3:00	0	0	0	0	0	0	0	0	0	0	0	0	0	0
3:15	0	0	0	0	0	0	0	0	0	0	0	0	0	0
3:30	0	0	0	0	0	0	0	0	0	0	0	0	0	0
3:45	0	0	0	0	0	0	0	0	0	0	0	0	0	0
4:00	0	1	0	0	0	0	0	0	0	0	0	0	0	1
4:15	0	0	0	0	0	0	0	0	0	0	0	0	0	0
4:30	0	0	0	1	0	0	0	0	0	0	0	0	0	1
4:45	0	0	0	0	0	0	0	0	0	0	0	0	0	0
5:00	0	0	0	0	0	0	0	0	0	0	0	0	0	0
5:15	0	0	0	0	0	0	0	0	0	0	0	0	0	0
5:30	0	0	0	0	0	0	0	0	0	0	0	0	0	0
5:45	0	1	1	1	0	0	0	0	0	0	0	0	0	3
6:00	1	0	0	0	0	0	0	0	0	0	0	0	0	1
6:15	0	0	1	1	0	0	0	0	0	0	0	0	0	2
6:30	0	0	0	1	0	0	0	0	0	0	0	0	0	1
6:45	0	1	0	0	0	0	0	0	0	0	0	0	0	1
7:00	0	0	0	2	0	0	0	0	0	0	0	0	0	2
7:15	0	0	0	1	0	0	0	0	0	0	0	0	0	1
7:30	0	0	0	1	0	0	0	0	0	0	0	0	0	1
7:45	0	1	0	0	0	0	0	0	0	0	0	0	0	1
8:00	0	1	1	1	0	0	0	0	0	0	0	0	0	3
8:15	0	1	2	1	0	0	0	0	0	0	0	0	0	4
8:30	0	1	0	0	2	0	0	0	0	0	0	0	0	3
8:45	0	0	1	0	0	0	0	0	0	0	0	0	0	1
9:00	0	0	2	1	0	0	0	0	0	0	0	0	0	3
9:15	0	1	1	1	0	0	0	0	0	0	0	0	0	3
9:30	0	0	0	1	0	0	0	0	0	0	0	0	0	1
9:45	0	0	0	1	0	0	0	0	0	0	0	0	0	1
10:00	0	0	0	2	0	0	0	0	0	0	0	0	0	2
10:15	0	0	0	0	0	0	0	0	0	0	0	0	0	0
10:30	1	1	0	0	0	0	0	0	0	0	0	0	0	2
10:45	1	0	1	1	1	0	0	0	0	0	0	0	0	4
11:00	0	1	2	0	0	1	0	0	0	0	0	0	0	4
11:15	0	1	0	3	0	0	0	0	0	0	0	0	0	4
11:30	0	0	1	0	0	0	0	0	0	0	0	0	0	1
11:45	0	0	0	0	0	0	0	0	0	0	0	0	0	0
12:00 PM	0	0	2	0	0	0	0	0	0	0	0	0	0	2
12:15	0	0	1	1	0	0	0	0	0	0	0	0	0	2
12:30	1	2	0	1	0	0	0	0	0	0	0	0	0	4
12:45	0	2	2	3	0	0	0	0	0	0	0	0	0	7
13:00	0	0	3	1	0	0	0	0	0	0	0	0	0	4
13:15	1	0	0	3	1	0	0	0	0	0	0	0	0	5
13:30	0	0	0	0	0	0	0	0	0	0	0	0	0	0
13:45	0	0	2	0	0	0	0	0	0	0	0	0	0	2
14:00	0	3	4	1	0	0	0	0	0	0	0	0	0	8
14:15	0	1	2	1	1	0	0	0	0	0	0	0	0	5
14:30	1	3	1	2	1	0	0	0	0	0	0	0	0	8
14:45	0	1	1	3	0	0	0	0	0	0	0	0	0	5
15:00	0	0	1	0	0	0	0	0	0	0	0	0	0	1
15:15	0	0	1	0	0	0	0	0	0	0	0	0	0	1
15:30	2	1	3	1	2	0	0	0	0	0	0	0	0	9
15:45	0	2	0	1	0	0	0	0	0	0	0	0	0	3
16:00	0	0	2	1	1	0	0	0	0	0	0	0	0	4
16:15	0	0	2	1	0	0	0	0	0	0	0	0	0	3
16:30	2	1	2	0	0	0	0	0	0	0	0	0	0	5
16:45	0	0	4	0	1	0	0	0	0	0	0	0	0	5
17:00	0	0	1	0	0	0	0	0	0	0	0	0	0	1
17:15	0	0	1	0	1	0	0	0	0	0	0	0	0	2
17:30	0	2	4	4	1	0	0	0	0	0	0	0	0	11
17:45	0	0	2	2	0	0	0	0	0	0	0	0	0	4
18:00	0	0	0	0	0	0	0	0	0	0	0	0	0	0
18:15	0	0	1	1	0	0	0	0	0	0	0	0	0	2
18:30	1	0	0	1	0	0	0	0	0	0	0	0	0	2
18:45	0	0	1	1	0	0	0	0	0	0	0	0	0	2
19:00	0	2	2	1	1	0	0	0	0	0	0	0	0	6
19:15	0	1	3	3	1	0	0	0	0	0	0	0	0	8
19:30	1	1	4	1	2	0	0	0	0	0	0	0	0	9
19:45	0	0	3	1	0	0	0	0	0	0	0	0	0	4
20:00	0	0	0	0	1	0	0	0	0	0	0	0	0	1
20:15	0	0	0	1	1	0	0	0	0	0	0	0	0	2
20:30	0	0	0	0	0	0	0	0	0	0	0	0	0	0
20:45	0	0	0	1	0	0	0	0	0	0	0	0	0	1
21:00	1	0	0	0	3	0	0	0	0	0	0	0	0	4
21:15	0	0	1	0	0	0	0	0	0	0	0	0	0	1
21:30	1	2	0	1	0	0	0	0	0	0	0	0	0	4
21:45	0	1	2	2	0	1	0	0	0	0	0	0	0	6
22:00	0	0	0	0	0	1	0	0	0	0	0	0	0	1
22:15	0	0	0	0	0	0	0	0	0	0	0	0	0	0
22:30	0	0	0	0	0	0	0	0	0	0	0	0	0	0
22:45	1	0	0	0	0	0	0	0	0	0	0	0	0	1
23:00	0	0	0	0	0	0	0	0	0	0	0	0	0	0
23:15	0	0	0	1	0	0	0	0	0	0	0	0	0	1
23:30	0	0	1	0	0	0	0	0	0	0	0	0	0	1
23:45	1	0	0	0	0	0	0	0	0	0	0	0	0	1
Totals	**16**	**36**	**73**	**61**	**21**	**3**								**210**
% of Totals	8%	17%	35%	29%	10%	1%								100%

AM Volumes	3	11	14	20	3	1	0	0	0	0	0	0	0	52
% AM	1%	5%	7%	10%	1%	0%								25%
AM Peak Hour	10:00	7:45	8:15	9:15	7:45	10:15								10:30
Volume	2	4	5	5	2	1								14
PM Volumes	13	25	59	41	18	2	0	0	0	0	0	0	0	158
% PM	6%	12%	28%	20%	9%	1%								75%
PM Peak Hour	12:30	14:00	19:00	12:30	18:45	21:15								19:00
Volume	2	8	12	8	4	2								27

Directional Peak Periods	AM 7-9			NOON 12-2			PM 4-6			Off Peak Volumes		
All Classes	Volume	⟷	%	Volume	⟷	%	Volume	⟷	%	Volume	⟷	%
	16		8%	26		12%	35		17%	133		63%

Street Name	Direction	Percentiles					
		15th	50th	Average	85th	95th	ADT
S Orchard Dr	North Bound	17	24	23	29	33	210
S Orchard Dr	South Bound	17	24	24	30	34	217

Prepared by National Data & Surveying Services

SPEED

S Orchard Dr Bet. W Olive Ave & W Oak St

Day: Tuesday
Date: 1/17/2023

City: Burbank
Project #: CA23_020030_014s

South Bound

Time	< 15	15 - 19	20 - 24	25 - 29	30 - 34	35 - 39	40 - 44	45 - 49	50 - 54	55 - 59	60 - 64	65 - 69	70 +	Total
0:00 AM	0	1	0	0	0	0	0	0	0	0	0	0	0	1
0:15	0	0	0	0	0	0	0	0	0	0	0	0	0	0
0:30	0	0	0	0	0	0	0	0	0	0	0	0	0	0
0:45	0	0	0	0	0	0	0	0	0	0	0	0	0	0
1:00	0	0	0	0	0	0	0	0	0	0	0	0	0	0
1:15	0	0	0	0	0	0	0	0	0	0	0	0	0	0
1:30	0	0	0	0	0	0	0	0	0	0	0	0	0	0
1:45	0	0	0	0	0	0	0	0	0	0	0	0	0	0
2:00	0	0	0	0	0	0	0	0	0	0	0	0	0	0
2:15	0	0	0	0	0	0	0	0	0	0	0	0	0	0
2:30	0	0	0	0	0	0	0	0	0	0	0	0	0	0
2:45	0	0	1	0	0	0	0	0	0	0	0	0	0	1
3:00	0	0	0	0	0	0	0	0	0	0	0	0	0	0
3:15	0	0	0	0	0	0	0	0	0	0	0	0	0	0
3:30	0	0	0	0	0	0	0	0	0	0	0	0	0	0
3:45	0	0	0	0	0	0	0	0	0	0	0	0	0	0
4:00	0	0	0	0	0	0	0	0	0	0	0	0	0	0
4:15	0	0	0	0	0	0	0	0	0	0	0	0	0	0
4:30	0	0	0	0	0	0	0	0	0	0	0	0	0	0
4:45	0	0	0	0	0	0	0	0	0	0	0	0	0	0
5:00	0	0	0	0	0	0	0	0	0	0	0	0	0	0
5:15	0	0	0	0	0	0	0	0	0	0	0	0	0	0
5:30	0	0	0	0	0	0	0	0	0	0	0	0	0	0
5:45	0	0	0	0	0	0	0	0	0	0	0	0	0	0
6:00	0	0	0	0	0	0	0	0	0	0	0	0	0	0
6:15	0	0	0	0	0	0	0	0	0	0	0	0	0	0
6:30	0	0	0	0	0	0	0	0	0	0	0	0	0	0
6:45	0	0	0	0	0	0	0	0	0	0	0	0	0	0
7:00	0	0	0	0	0	0	0	0	0	0	0	0	0	0
7:15	1	0	0	0	0	0	0	0	0	0	0	0	0	1
7:30	0	0	0	1	0	0	0	0	0	0	0	0	0	1
7:45	0	0	0	1	1	0	0	0	0	0	0	0	0	2
8:00	0	0	0	0	0	0	0	0	0	0	0	0	0	0
8:15	0	0	0	1	0	0	0	0	0	0	0	0	0	1
8:30	0	0	2	3	1	0	0	0	0	0	0	0	0	6
8:45	1	0	0	1	0	0	0	0	0	0	0	0	0	2
9:00	0	0	1	0	1	0	0	0	0	0	0	0	0	2
9:15	0	1	0	1	0	0	0	0	0	0	0	0	0	2
9:30	0	0	0	0	0	0	0	0	0	0	0	0	0	0
9:45	0	0	2	1	0	0	0	0	0	0	0	0	0	3
10:00	0	0	0	1	0	1	0	0	0	0	0	0	0	2
10:15	0	0	0	0	1	0	0	0	0	0	0	0	0	1
10:30	0	0	1	0	0	0	0	0	0	0	0	0	0	1
10:45	1	0	0	1	0	0	0	0	0	0	0	0	0	2
11:00	0	1	2	3	0	0	0	0	0	0	0	0	0	6
11:15	1	1	1	0	2	0	0	0	0	0	0	0	0	5
11:30	0	0	0	0	0	0	0	0	0	0	0	0	0	0
11:45	0	0	1	0	0	0	0	0	0	0	0	0	0	1
12:00 PM	1	0	0	1	1	0	0	0	0	0	0	0	0	3
12:15	0	0	0	0	1	0	0	0	0	0	0	0	0	1
12:30	0	1	1	1	0	0	0	0	0	0	0	0	0	3
12:45	1	0	4	3	1	0	1	0	0	0	0	0	0	10
13:00	1	0	1	3	2	0	0	0	0	0	0	0	0	7
13:15	0	1	1	1	0	0	0	0	0	0	0	0	0	3
13:30	0	0	3	1	0	0	0	0	0	0	0	0	0	4
13:45	0	0	0	0	1	0	0	0	0	0	0	0	0	1
14:00	1	2	0	3	1	0	0	0	0	0	0	0	0	7
14:15	2	1	0	1	1	0	0	0	0	0	0	0	0	5
14:30	0	1	3	0	2	0	0	0	0	0	0	0	0	6
14:45	0	0	1	3	1	1	0	0	0	0	0	0	0	6
15:00	0	0	1	0	1	0	0	0	0	0	0	0	0	2
15:15	0	3	2	1	0	0	0	0	0	0	0	0	0	6
15:30	2	3	2	0	0	0	0	0	0	0	0	0	0	7
15:45	0	1	2	0	0	0	0	0	0	0	0	0	0	3
16:00	0	0	1	3	0	0	0	0	0	0	0	0	0	4
16:15	0	0	0	3	0	0	0	0	0	0	0	0	0	3
16:30	1	0	4	2	0	0	0	0	0	0	0	0	0	7
16:45	0	2	1	1	0	0	1	0	0	0	0	0	0	5
17:00	0	1	2	1	1	0	0	0	0	0	0	0	0	5
17:15	1	0	1	1	0	0	0	0	0	0	0	0	0	3
17:30	0	1	5	2	0	0	0	0	0	0	0	0	0	8
17:45	0	0	0	4	0	0	0	0	0	0	0	0	0	4
18:00	0	0	0	0	2	0	0	0	0	0	0	0	0	2
18:15	1	2	2	0	0	0	0	0	0	0	0	0	0	5
18:30	1	0	1	1	1	0	0	0	0	0	0	0	0	4
18:45	0	1	1	0	0	0	0	0	0	0	0	0	0	2
19:00	3	2	1	1	0	1	0	0	0	0	0	0	0	8
19:15	0	2	1	0	1	1	0	0	0	0	0	0	0	5
19:30	1	5	1	2	1	0	0	0	0	0	0	0	0	10
19:45	0	0	1	1	0	0	0	0	0	0	0	0	0	2
20:00	0	0	0	0	0	0	0	0	0	0	0	0	0	0
20:15	0	0	1	2	0	0	0	0	0	0	0	0	0	3
20:30	0	1	0	1	0	0	0	0	0	0	0	0	0	2
20:45	0	0	3	0	0	0	0	0	0	0	0	0	0	3
21:00	0	1	0	1	0	1	0	0	0	0	0	0	0	3
21:15	0	0	0	1	0	0	0	0	0	0	0	0	0	1
21:30	0	0	1	0	0	0	0	0	0	0	0	0	0	1
21:45	0	1	2	3	0	0	0	0	0	0	0	0	0	6
22:00	0	0	0	0	0	0	1	0	0	0	0	0	0	1
22:15	0	1	0	0	0	0	0	0	0	0	0	0	0	1
22:30	0	0	0	0	0	0	0	0	0	0	0	0	0	0
22:45	0	1	0	0	0	0	0	0	0	0	0	0	0	1
23:00	0	0	0	1	0	0	0	0	0	0	0	0	0	1
23:15	0	0	0	1	0	0	0	0	0	0	0	0	0	1
23:30	0	0	1	0	0	0	0	0	0	0	0	0	0	1
23:45	0	0	1	0	0	0	0	0	0	0	0	0	0	1
Totals	20	38	63	64	24	5	3							217
% of Totals	9%	18%	29%	29%	11%	2%	1%							100%

AM Volumes	4	4	11	14	6	1	0	0	0	0	0	0	0	40
% AM	2%	2%	5%	6%	3%	0%								18%
AM Peak Hour	10:30	10:30	10:30	7:45	11:15	9:15								10:30
Volume	2	2	4	5	3	1								14
PM Volumes	16	34	52	50	18	4	3	0	0	0	0	0	0	177
% PM	7%	16%	24%	23%	8%	2%	1%							82%
PM Peak Hour	18:15	18:45	12:45	16:00	13:45	18:30	12:00							18:45
Volume	5	10	9	9	5	2	1							25

Directional Peak Periods	AM 7-9			NOON 12-2			PM 4-6			Off Peak Volumes		
All Classes	Volume	↔	%	Volume	↔	%	Volume	↔	%	Volume	↔	%
	13		6%	32		15%	39		18%	133		61%

Street Name	Direction	Percentiles					
		15th	50th	Average	85th	95th	ADT
S Orchard Dr	North Bound	17	24	23	29	33	210
S Orchard Dr	South Bound	17	24	24	30	34	217

Prepared by National Data & Surveying Services

SPEED

S Orchard Dr Bet. W Olive Ave & W Oak St

Day: Tuesday
Date: 1/17/2023

City: Burbank
Project #: CA23_020030_014

Summary

Time	< 15	15 - 19	20 - 24	25 - 29	30 - 34	35 - 39	40 - 44	45 - 49	50 - 54	55 - 59	60 - 64	65 - 69	70 +	Total
0:00 AM	0	1	0	0	0	0	0	0	0	0	0	0	0	1
0:15	0	0	0	0	0	0	0	0	0	0	0	0	0	0
0:30	0	0	0	0	0	0	0	0	0	0	0	0	0	0
0:45	0	0	0	0	0	0	0	0	0	0	0	0	0	0
1:00	0	0	0	0	0	0	0	0	0	0	0	0	0	0
1:15	0	0	0	0	0	0	0	0	0	0	0	0	0	0
1:30	0	0	0	0	0	0	0	0	0	0	0	0	0	0
1:45	0	0	0	0	0	0	0	0	0	0	0	0	0	0
2:00	0	0	1	0	0	0	0	0	0	0	0	0	0	1
2:15	0	0	0	0	0	0	0	0	0	0	0	0	0	0
2:30	0	0	0	0	0	0	0	0	0	0	0	0	0	0
2:45	0	0	1	0	0	0	0	0	0	0	0	0	0	1
3:00	0	0	0	0	0	0	0	0	0	0	0	0	0	0
3:15	0	0	0	0	0	0	0	0	0	0	0	0	0	0
3:30	0	0	0	0	0	0	0	0	0	0	0	0	0	0
3:45	0	0	0	0	0	0	0	0	0	0	0	0	0	0
4:00	0	1	0	0	0	0	0	0	0	0	0	0	0	1
4:15	0	0	0	0	0	0	0	0	0	0	0	0	0	0
4:30	0	0	0	1	0	0	0	0	0	0	0	0	0	1
4:45	0	0	0	0	0	0	0	0	0	0	0	0	0	0
5:00	0	0	0	0	0	0	0	0	0	0	0	0	0	0
5:15	0	0	0	0	0	0	0	0	0	0	0	0	0	0
5:30	0	0	0	0	0	0	0	0	0	0	0	0	0	0
5:45	0	1	1	1	0	0	0	0	0	0	0	0	0	3
6:00	1	0	0	0	0	0	0	0	0	0	0	0	0	1
6:15	0	0	1	1	0	0	0	0	0	0	0	0	0	2
6:30	0	0	0	1	0	0	0	0	0	0	0	0	0	1
6:45	0	1	0	0	0	0	0	0	0	0	0	0	0	1
7:00	0	0	0	2	0	0	0	0	0	0	0	0	0	2
7:15	1	0	0	1	0	0	0	0	0	0	0	0	0	2
7:30	0	0	0	2	0	0	0	0	0	0	0	0	0	2
7:45	0	1	0	1	1	0	0	0	0	0	0	0	0	3
8:00	0	1	1	1	0	0	0	0	0	0	0	0	0	3
8:15	0	1	2	2	0	0	0	0	0	0	0	0	0	5
8:30	0	1	2	3	3	0	0	0	0	0	0	0	0	9
8:45	1	0	1	1	0	0	0	0	0	0	0	0	0	3
9:00	0	0	3	1	1	0	0	0	0	0	0	0	0	5
9:15	0	2	1	2	0	0	0	0	0	0	0	0	0	5
9:30	0	0	0	1	0	0	0	0	0	0	0	0	0	1
9:45	0	0	2	2	0	0	0	0	0	0	0	0	0	4
10:00	0	0	0	3	0	1	0	0	0	0	0	0	0	4
10:15	0	0	0	0	1	0	0	0	0	0	0	0	0	1
10:30	1	1	1	0	0	0	0	0	0	0	0	0	0	3
10:45	2	0	1	2	1	0	0	0	0	0	0	0	0	6
11:00	0	2	4	3	0	1	0	0	0	0	0	0	0	10
11:15	1	2	1	3	2	0	0	0	0	0	0	0	0	9
11:30	0	0	1	0	0	0	0	0	0	0	0	0	0	1
11:45	0	0	1	0	0	0	0	0	0	0	0	0	0	1
12:00 PM	1	0	2	1	1	0	0	0	0	0	0	0	0	5
12:15	0	0	1	1	1	0	0	0	0	0	0	0	0	3
12:30	1	3	1	2	0	0	0	0	0	0	0	0	0	7
12:45	1	2	6	6	1	0	1	0	0	0	0	0	0	17
13:00	1	0	4	4	2	0	0	0	0	0	0	0	0	11
13:15	1	1	1	4	1	0	0	0	0	0	0	0	0	8
13:30	0	0	3	1	0	0	0	0	0	0	0	0	0	4
13:45	0	0	2	0	1	0	0	0	0	0	0	0	0	3
14:00	1	5	4	4	1	0	0	0	0	0	0	0	0	15
14:15	2	2	2	2	2	0	0	0	0	0	0	0	0	10
14:30	1	4	4	2	3	0	0	0	0	0	0	0	0	14
14:45	0	1	2	6	1	1	0	0	0	0	0	0	0	11
15:00	0	0	2	0	1	0	0	0	0	0	0	0	0	3
15:15	0	3	3	1	0	0	0	0	0	0	0	0	0	7
15:30	4	4	5	1	2	0	0	0	0	0	0	0	0	16
15:45	0	3	2	1	0	0	0	0	0	0	0	0	0	6
16:00	0	0	3	4	1	0	0	0	0	0	0	0	0	8
16:15	0	0	2	4	0	0	0	0	0	0	0	0	0	6
16:30	3	1	6	2	0	0	0	0	0	0	0	0	0	12
16:45	0	2	5	1	1	0	1	0	0	0	0	0	0	10
17:00	0	1	3	1	1	0	0	0	0	0	0	0	0	6
17:15	1	0	2	1	1	0	0	0	0	0	0	0	0	5
17:30	0	3	9	6	1	0	0	0	0	0	0	0	0	19
17:45	0	0	2	6	0	0	0	0	0	0	0	0	0	8
18:00	0	0	0	0	2	0	0	0	0	0	0	0	0	2
18:15	1	2	3	1	0	0	0	0	0	0	0	0	0	7
18:30	2	0	1	2	1	0	0	0	0	0	0	0	0	6
18:45	0	1	2	1	0	0	0	0	0	0	0	0	0	4
19:00	3	4	3	2	1	1	0	0	0	0	0	0	0	14
19:15	0	3	4	3	2	1	0	0	0	0	0	0	0	13
19:30	2	6	5	3	3	0	0	0	0	0	0	0	0	19
19:45	0	0	4	2	0	0	0	0	0	0	0	0	0	6
20:00	0	0	0	0	1	0	0	0	0	0	0	0	0	1
20:15	0	0	1	3	1	0	0	0	0	0	0	0	0	5
20:30	0	1	0	1	0	0	0	0	0	0	0	0	0	2
20:45	0	0	3	1	0	0	0	0	0	0	0	0	0	4
21:00	1	1	0	1	3	1	0	0	0	0	0	0	0	7
21:15	0	0	1	1	0	0	0	0	0	0	0	0	0	2
21:30	1	2	1	1	0	0	0	0	0	0	0	0	0	5
21:45	0	2	4	5	0	1	0	0	0	0	0	0	0	12
22:00	0	0	0	0	0	1	1	0	0	0	0	0	0	2
22:15	0	1	0	0	0	0	0	0	0	0	0	0	0	1
22:30	0	0	0	0	0	0	0	0	0	0	0	0	0	0
22:45	1	1	0	0	0	0	0	0	0	0	0	0	0	2
23:00	0	0	0	1	0	0	0	0	0	0	0	0	0	1
23:15	0	0	0	2	0	0	0	0	0	0	0	0	0	2
23:30	0	0	2	0	0	0	0	0	0	0	0	0	0	2
23:45	1	0	1	0	0	0	0	0	0	0	0	0	0	2
Totals	**36**	**74**	**136**	**125**	**45**	**8**	**3**							**427**
% of Totals	8%	17%	32%	29%	11%	2%	1%							100%

AM Volumes	7	15	25	34	9	2	0	0	0	0	0	0	0	92
% AM	2%	4%	6%	8%	2%	0%								22%
AM Peak Hour	10:30	10:30	8:15	9:15	7:45	9:15								10:30
Volume	4	5	8	8	4	1								28
PM Volumes	29	59	111	91	36	6	3	0	0	0	0	0	0	335
% PM	7%	14%	26%	21%	8%	1%	1%							78%
PM Peak Hour	18:15	18:45	16:45	12:30	13:45	18:30	12:00							19:00
Volume	6	14	19	16	7	2	1							52

Directional Peak Periods	AM 7-9			NOON 12-2			PM 4-6			Off Peak Volumes		
All Classes	Volume	⟷	%	Volume	⟷	%	Volume	⟷	%	Volume	⟷	%
	29	⟷	7%	58	⟷	14%	74	⟷	17%	266	⟷	62%

Street Name	Direction	Percentiles					
		15th	50th	Average	85th	95th	ADT
S Orchard Dr	Summary	17	24	24	30	34	427

Prepared by National Data & Surveying Services

SPEED

S Orchard Dr Bet. W Olive Ave & W Oak St

Day: Tuesday
Date: 1/17/2023

City: Burbank
Project #: CA23_020030_014n

North Bound

Time	< 15	15 - 19	20 - 24	25 - 29	30 - 34	35 - 39	40 - 44	45 - 49	50 - 54	55 - 59	60 - 64	65 - 69	70 +	Total
0:00 AM	0	0	0	0	0	0	0	0	0	0	0	0	0	0
1:00	0	0	0	0	0	0	0	0	0	0	0	0	0	0
2:00	0	0	1	0	0	0	0	0	0	0	0	0	0	1
3:00	0	0	0	0	0	0	0	0	0	0	0	0	0	0
4:00	0	1	0	1	0	0	0	0	0	0	0	0	0	2
5:00	0	1	1	1	0	0	0	0	0	0	0	0	0	3
6:00	1	1	1	2	0	0	0	0	0	0	0	0	0	5
7:00	0	1	0	4	0	0	0	0	0	0	0	0	0	5
8:00	0	3	4	2	2	0	0	0	0	0	0	0	0	11
9:00	0	1	3	4	0	0	0	0	0	0	0	0	0	8
10:00	2	1	1	3	1	0	0	0	0	0	0	0	0	8
11:00	0	2	3	3	0	1	0	0	0	0	0	0	0	9
12:00 PM	1	4	5	5	0	0	0	0	0	0	0	0	0	15
13:00	1	0	5	4	1	0	0	0	0	0	0	0	0	11
14:00	1	8	8	7	2	0	0	0	0	0	0	0	0	26
15:00	2	3	5	2	2	0	0	0	0	0	0	0	0	14
16:00	2	1	10	2	2	0	0	0	0	0	0	0	0	17
17:00	0	2	8	6	2	0	0	0	0	0	0	0	0	18
18:00	1	0	2	3	0	0	0	0	0	0	0	0	0	6
19:00	1	4	12	6	4	0	0	0	0	0	0	0	0	27
20:00	0	0	0	2	2	0	0	0	0	0	0	0	0	4
21:00	2	3	3	3	3	1	0	0	0	0	0	0	0	15
22:00	1	0	0	0	0	1	0	0	0	0	0	0	0	2
23:00	1	0	1	1	0	0	0	0	0	0	0	0	0	3
Totals	16	36	73	61	21	3								210
% of Totals	8%	17%	35%	29%	10%	1%								100%

AM Volumes	3	11	14	20	3	1	0	0	0	0	0	0	0	52
% AM	1%	5%	7%	10%	1%	0%								25%
AM Peak Hour	10:00	8:00	8:00	7:00	8:00	11:00								8:00
Volume	2	3	4	4	2	1								11
PM Volumes	13	25	59	41	18	2	0	0	0	0	0	0	0	158
% PM	6%	12%	28%	20%	9%	1%								75%
PM Peak Hour	15:00	14:00	19:00	14:00	19:00	21:00								19:00
Volume	2	8	12	7	4	1								27

Directional Peak Periods	AM 7-9			NOON 12-2			PM 4-6			Off Peak Volumes		
All Speeds	Volume	↔	%	Volume	↔	%	Volume	↔	%	Volume	↔	%
	16	↔	8%	26	↔	12%	35	↔	17%	133	↔	63%

Street Name	Direction	Percentiles					
		15th	50th	Average	85th	95th	ADT
S Orchard Dr	North Bound	17	24	23	29	33	210
S Orchard Dr	South Bound	17	24	24	30	34	217

Prepared by National Data & Surveying Services

SPEED

S Orchard Dr Bet. W Olive Ave & W Oak St

Day: Tuesday
Date: 1/17/2023

City: Burbank
Project #: CA23_020030_014s

South Bound

Time	< 15	15 - 19	20 - 24	25 - 29	30 - 34	35 - 39	40 - 44	45 - 49	50 - 54	55 - 59	60 - 64	65 - 69	70 +	Total
0:00 AM	0	1	0	0	0	0	0	0	0	0	0	0	0	1
1:00	0	0	0	0	0	0	0	0	0	0	0	0	0	0
2:00	0	0	1	0	0	0	0	0	0	0	0	0	0	1
3:00	0	0	0	0	0	0	0	0	0	0	0	0	0	0
4:00	0	0	0	0	0	0	0	0	0	0	0	0	0	0
5:00	0	0	0	0	0	0	0	0	0	0	0	0	0	0
6:00	0	0	0	0	0	0	0	0	0	0	0	0	0	0
7:00	1	0	0	2	1	0	0	0	0	0	0	0	0	4
8:00	1	0	2	5	1	0	0	0	0	0	0	0	0	9
9:00	0	1	3	2	1	0	0	0	0	0	0	0	0	7
10:00	1	0	1	2	1	1	0	0	0	0	0	0	0	6
11:00	1	2	4	3	2	0	0	0	0	0	0	0	0	12
12:00 PM	2	1	5	5	3	0	1	0	0	0	0	0	0	17
13:00	1	1	5	5	3	0	0	0	0	0	0	0	0	15
14:00	3	4	4	7	5	1	0	0	0	0	0	0	0	24
15:00	2	7	7	1	1	0	0	0	0	0	0	0	0	18
16:00	1	2	6	9	0	0	1	0	0	0	0	0	0	19
17:00	1	2	8	8	1	0	0	0	0	0	0	0	0	20
18:00	2	3	4	1	3	0	0	0	0	0	0	0	0	13
19:00	4	9	4	4	2	2	0	0	0	0	0	0	0	25
20:00	0	1	4	3	0	0	0	0	0	0	0	0	0	8
21:00	0	2	3	5	0	1	0	0	0	0	0	0	0	11
22:00	0	2	0	0	0	0	1	0	0	0	0	0	0	3
23:00	0	0	2	2	0	0	0	0	0	0	0	0	0	4
Totals	20	38	63	64	24	5	3							217
% of Totals	9%	18%	29%	29%	11%	2%	1%							100%

AM Volumes	4	4	11	14	6	1	0	0	0	0	0	0	0	40
% AM	2%	2%	5%	6%	3%	0%								18%
AM Peak Hour	7:00	11:00	11:00	8:00	11:00	10:00								11:00
Volume	1	2	4	5	2	1								12
PM Volumes	16	34	52	50	18	4	3	0	0	0	0	0	0	177
% PM	7%	16%	24%	23%	8%	2%	1%							82%
PM Peak Hour	19:00	19:00	17:00	16:00	14:00	19:00	12:00							19:00
Volume	4	9	8	9	5	2	1							25

Directional Peak Periods	AM 7-9			NOON 12-2			PM 4-6			Off Peak Volumes		
All Speeds	Volume		%	Volume		%	Volume		%	Volume		%
	13	↔	6%	32	↔	15%	39	↔	18%	133	↔	61%

Street Name	Direction	Percentiles					
		15th	50th	Average	85th	95th	ADT
S Orchard Dr	North Bound	17	24	23	29	33	210
S Orchard Dr	South Bound	17	24	24	30	34	217

Prepared by National Data & Surveying Services

SPEED

S Orchard Dr Bet. W Olive Ave & W Oak St

Day: Tuesday
Date: 1/17/2023

City: Burbank
Project #: CA23_020030_014

Summary

Time	< 15	15 - 19	20 - 24	25 - 29	30 - 34	35 - 39	40 - 44	45 - 49	50 - 54	55 - 59	60 - 64	65 - 69	70 +	Total
0:00 AM	0	1	0	0	0	0	0	0	0	0	0	0	0	1
1:00	0	0	0	0	0	0	0	0	0	0	0	0	0	0
2:00	0	0	2	0	0	0	0	0	0	0	0	0	0	2
3:00	0	0	0	0	0	0	0	0	0	0	0	0	0	0
4:00	0	1	0	1	0	0	0	0	0	0	0	0	0	2
5:00	0	1	1	1	0	0	0	0	0	0	0	0	0	3
6:00	1	1	1	2	0	0	0	0	0	0	0	0	0	5
7:00	1	1	0	6	1	0	0	0	0	0	0	0	0	9
8:00	1	3	6	7	3	0	0	0	0	0	0	0	0	20
9:00	0	2	6	6	1	0	0	0	0	0	0	0	0	15
10:00	3	1	2	5	2	1	0	0	0	0	0	0	0	14
11:00	1	4	7	6	2	1	0	0	0	0	0	0	0	21
12:00 PM	3	5	10	10	3	0	1	0	0	0	0	0	0	32
13:00	2	1	10	9	4	0	0	0	0	0	0	0	0	26
14:00	4	12	12	14	7	1	0	0	0	0	0	0	0	50
15:00	4	10	12	3	3	0	0	0	0	0	0	0	0	32
16:00	3	3	16	11	2	0	1	0	0	0	0	0	0	36
17:00	1	4	16	14	3	0	0	0	0	0	0	0	0	38
18:00	3	3	6	4	3	0	0	0	0	0	0	0	0	19
19:00	5	13	16	10	6	2	0	0	0	0	0	0	0	52
20:00	0	1	4	5	2	0	0	0	0	0	0	0	0	12
21:00	2	5	6	8	3	2	0	0	0	0	0	0	0	26
22:00	1	2	0	0	0	1	1	0	0	0	0	0	0	5
23:00	1	0	3	3	0	0	0	0	0	0	0	0	0	7
Totals	36	74	136	125	45	8	3							427
% of Totals	8%	17%	32%	29%	11%	2%	1%							100%

AM Volumes	7	15	25	34	9	2	0	0	0	0	0	0	0	92
% AM	2%	4%	6%	8%	2%	0%								22%
AM Peak Hour	10:00	11:00	11:00	8:00	8:00	10:00								11:00
Volume	3	4	7	7	3	1								21
PM Volumes	29	59	111	91	36	6	3	0	0	0	0	0	0	335
% PM	7%	14%	26%	21%	8%	1%	1%							78%
PM Peak Hour	19:00	19:00	16:00	14:00	14:00	19:00	12:00							19:00
Volume	5	13	16	14	7	2	1							52

Directional Peak Periods	AM 7-9			NOON 12-2			PM 4-6			Off Peak Volumes		
All Speeds	Volume		%	Volume		%	Volume		%	Volume		%
	29	↔	7%	58	↔	14%	74	↔	17%	266	↔	62%

Street Name	Direction	Percentiles					
		15th	50th	Average	85th	95th	ADT
S Orchard Dr	Summary	17	24	24	30	34	427

Prepared by NDS/ATD

Prepared by National Data & Surveying Services

VOLUME

S Orchard Dr Bet. W Olive Ave & W Oak St

Day: Tuesday
Date: 1/17/2023

City: Burbank
Project #: CA23_020030_014

DAILY TOTALS	NB	SB	EB	WB	Total
	210	217	0	0	427

AM Period	NB		SB		EB	WB	TOTAL		PM Period	NB		SB		EB	WB	TOTAL	
0:00	0		1		0	0	1		12:00	2		3		0	0	5	
0:15	0		0		0	0			12:15	2		1		0	0	3	
0:30	0		0		0	0			12:30	4		3		0	0	7	
0:45	0		0	1	0	0		1	12:45	7	15	10	17	0	0	17	32
1:00	0		0		0	0			13:00	4		7		0	0	11	
1:15	0		0		0	0			13:15	5		3		0	0	8	
1:30	0		0		0	0			13:30	0		4		0	0	4	
1:45	0		0		0	0			13:45	2	11	1	15	0	0	3	26
2:00	1		0		0	0	1		14:00	8		7		0	0	15	
2:15	0		0		0	0			14:15	5		5		0	0	10	
2:30	0		0		0	0			14:30	8		6		0	0	14	
2:45	0	1	1	1	0	0	1	2	14:45	5	26	6	24	0	0	11	50
3:00	0		0		0	0			15:00	1		2		0	0	3	
3:15	0		0		0	0			15:15	1		6		0	0	7	
3:30	0		0		0	0			15:30	9		7		0	0	16	
3:45	0		0		0	0			15:45	3	14	3	18	0	0	6	32
4:00	1		0		0	0	1		16:00	4		4		0	0	8	
4:15	0		0		0	0			16:15	3		3		0	0	6	
4:30	1		0		0	0	1		16:30	5		7		0	0	12	
4:45	0	2	0		0	0		2	16:45	5	17	5	19	0	0	10	36
5:00	0		0		0	0			17:00	1		5		0	0	6	
5:15	0		0		0	0			17:15	2		3		0	0	5	
5:30	0		0		0	0			17:30	11		8		0	0	19	
5:45	3	3	0		0	0	3	3	17:45	4	18	4	20	0	0	8	38
6:00	1		0		0	0	1		18:00	0		2		0	0	2	
6:15	2		0		0	0	2		18:15	2		5		0	0	7	
6:30	1		0		0	0	1		18:30	2		4		0	0	6	
6:45	1	5	0		0	0	1	5	18:45	2	6	2	13	0	0	4	19
7:00	2		0		0	0	2		19:00	6		8		0	0	14	
7:15	1		1		0	0	2		19:15	8		5		0	0	13	
7:30	1		1		0	0	2		19:30	9		10		0	0	19	
7:45	1	5	2	4	0	0	3	9	19:45	4	27	2	25	0	0	6	52
8:00	3		0		0	0	3		20:00	1		0		0	0	1	
8:15	4		1		0	0	5		20:15	2		3		0	0	5	
8:30	3		6		0	0	9		20:30	0		2		0	0	2	
8:45	1	11	2	9	0	0	3	20	20:45	1	4	3	8	0	0	4	12
9:00	3		2		0	0	5		21:00	4		3		0	0	7	
9:15	3		2		0	0	5		21:15	1		1		0	0	2	
9:30	1		0		0	0	1		21:30	4		1		0	0	5	
9:45	1	8	3	7	0	0	4	15	21:45	6	15	6	11	0	0	12	26
10:00	2		2		0	0	4		22:00	1		1		0	0	2	
10:15	0		1		0	0	1		22:15	0		1		0	0	1	
10:30	2		1		0	0	3		22:30	0		0		0	0		
10:45	4	8	2	6	0	0	6	14	22:45	1	2	1	3	0	0	2	5
11:00	4		6		0	0	10		23:00	0		1		0	0	1	
11:15	4		5		0	0	9		23:15	1		1		0	0	2	
11:30	1		0		0	0	1		23:30	1		1		0	0	2	
11:45	0	9	1	12	0	0	1	21	23:45	1	3	1	4	0	0	2	7
TOTALS		52		40				**92**	**TOTALS**		158		177				**335**
SPLIT %		56.5%		43.5%				**21.5%**	**SPLIT %**		47.2%		52.8%				**78.5%**

DAILY TOTALS	NB	SB	EB	WB	Total
	210	217	0	0	427

AM Peak Hour	10:30	10:30			**10:30**	**PM Peak Hour**	19:00	18:45			**19:00**
AM Pk Volume	14	14			**28**	**PM Pk Volume**	27	25			**52**
Pk Hr Factor	0.875	0.583			**0.700**	**Pk Hr Factor**	0.750	0.625			**0.684**
7 - 9 Volume	16	13	0	0	**29**	**4 - 6 Volume**	35	39	0	0	**74**
7 - 9 Peak Hour	7:45	7:45			**7:45**	**4 - 6 Peak Hour**	16:45	16:45			**16:45**
7 - 9 Pk Volume	11	9	0	0	**20**	**4 - 6 Pk Volume**	19	21	0	0	**40**
Pk Hr Factor	0.688	0.375	0.000	0.000	**0.556**	**Pk Hr Factor**	0.432	0.656	0.000	0.000	**0.526**

Prepared by NDS/ATD

Project #: CA23_020030_014 **City:** Burbank

Location: S Orchard Dr Bet. W Olive Ave & W Oak St **Date:** 1/17/2023

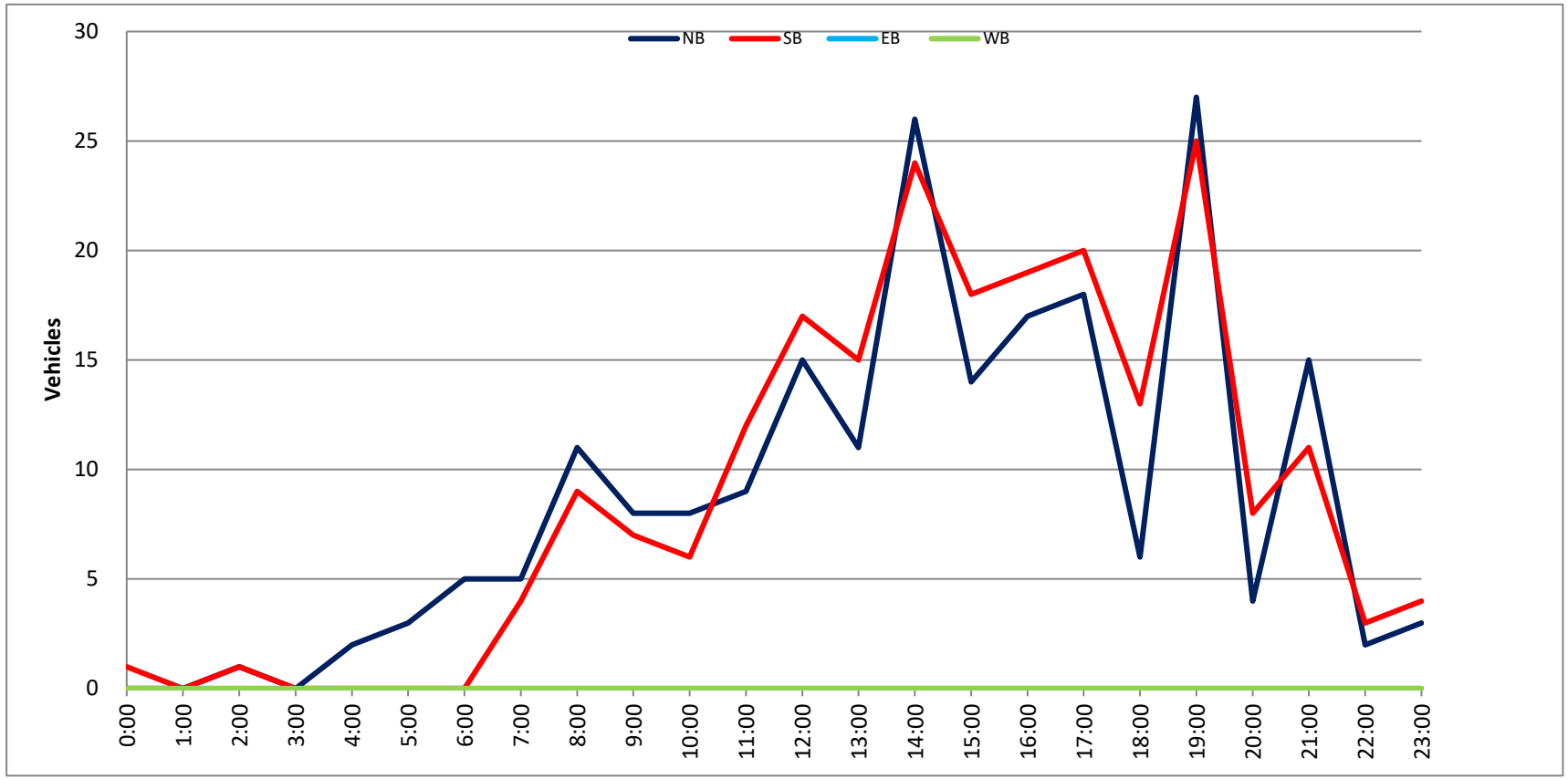

Prepared by National Data & Surveying Services

SPEED

S Orchard Dr Bet. W Olive Ave & W Oak St

Day: Wednesday
Date: 1/18/2023

City: Burbank
Project #: CA23_020030_014n

North Bound

Time	< 15	15 - 19	20 - 24	25 - 29	30 - 34	35 - 39	40 - 44	45 - 49	50 - 54	55 - 59	60 - 64	65 - 69	70 +	Total
0:00 AM	0	0	0	1	0	0	0	0	0	0	0	0	0	1
0:15	0	0	0	0	0	0	0	0	0	0	0	0	0	0
0:30	0	0	0	0	0	0	0	0	0	0	0	0	0	0
0:45	0	0	0	0	0	0	0	0	0	0	0	0	0	0
1:00	0	0	0	0	0	0	0	0	0	0	0	0	0	0
1:15	0	0	0	0	0	0	0	0	0	0	0	0	0	0
1:30	0	0	1	0	0	0	0	0	0	0	0	0	0	1
1:45	0	0	0	0	0	0	0	0	0	0	0	0	0	0
2:00	0	0	1	0	0	0	0	0	0	0	0	0	0	1
2:15	0	0	0	0	0	0	0	0	0	0	0	0	0	0
2:30	0	0	0	0	0	0	0	0	0	0	0	0	0	0
2:45	0	0	0	0	0	0	0	0	0	0	0	0	0	0
3:00	0	0	0	0	0	0	0	0	0	0	0	0	0	0
3:15	0	0	0	0	0	0	0	0	0	0	0	0	0	0
3:30	0	0	0	0	0	0	0	0	0	0	0	0	0	0
3:45	0	0	0	0	0	0	0	0	0	0	0	0	0	0
4:00	0	1	0	0	0	0	0	0	0	0	0	0	0	1
4:15	0	0	0	0	0	0	0	0	0	0	0	0	0	0
4:30	0	0	0	0	0	0	0	0	0	0	0	0	0	0
4:45	0	0	0	1	0	0	0	0	0	0	0	0	0	1
5:00	0	0	0	0	0	0	0	0	0	0	0	0	0	0
5:15	0	0	0	0	0	0	0	0	0	0	0	0	0	0
5:30	0	0	0	0	0	0	0	0	0	0	0	0	0	0
5:45	0	0	1	0	0	0	0	0	0	0	0	0	0	1
6:00	0	1	1	0	0	0	0	0	0	0	0	0	0	2
6:15	0	0	0	0	1	0	0	0	0	0	0	0	0	1
6:30	0	0	0	1	0	0	0	0	0	0	0	0	0	1
6:45	0	0	1	1	0	0	0	0	0	0	0	0	0	2
7:00	0	0	1	1	0	0	0	0	0	0	0	0	0	2
7:15	0	0	0	1	0	0	0	0	0	0	0	0	0	1
7:30	0	0	0	1	0	0	0	0	0	0	0	0	0	1
7:45	1	0	0	0	0	0	0	0	0	0	0	0	0	1
8:00	0	0	1	0	0	0	0	0	0	0	0	0	0	1
8:15	0	0	1	1	1	0	0	0	0	0	0	0	0	3
8:30	0	0	2	0	0	0	0	0	0	0	0	0	0	2
8:45	2	0	0	0	0	0	0	0	0	0	0	0	0	2
9:00	0	1	1	0	0	0	0	0	0	0	0	0	0	2
9:15	0	0	2	0	0	0	0	0	0	0	0	0	0	2
9:30	0	0	0	1	0	0	0	0	0	0	0	0	0	1
9:45	0	0	0	1	0	0	0	0	0	0	0	0	0	1
10:00	0	0	0	0	2	0	0	0	0	0	0	0	0	2
10:15	0	0	1	2	0	0	0	0	0	0	0	0	0	3
10:30	0	0	0	1	0	0	0	0	0	0	0	0	0	1
10:45	0	0	0	0	0	0	0	0	0	0	0	0	0	0
11:00	0	1	0	0	1	0	0	0	0	0	0	0	0	2
11:15	0	0	1	0	0	0	0	0	0	0	0	0	0	1
11:30	1	0	1	1	0	0	0	0	0	0	0	0	0	3
11:45	1	1	3	0	0	0	0	0	0	0	0	0	0	5
12:00 PM	0	2	0	1	1	0	0	0	0	0	0	0	0	4
12:15	0	1	2	2	0	0	0	0	0	0	0	0	0	5
12:30	2	1	2	4	0	0	0	0	0	0	0	0	0	9
12:45	1	0	1	0	0	0	0	0	0	0	0	0	0	2
13:00	2	1	2	1	1	0	0	0	0	0	0	0	0	7
13:15	0	0	1	2	0	0	0	0	0	0	0	0	0	3
13:30	2	1	5	2	1	0	0	0	0	0	0	0	0	11
13:45	0	1	2	1	0	0	0	0	0	0	0	0	0	4
14:00	0	2	1	2	1	0	0	0	0	0	0	0	0	6
14:15	0	1	0	1	1	0	0	0	0	0	0	0	0	3
14:30	1	0	0	2	0	0	0	0	0	0	0	0	0	3
14:45	2	0	0	1	0	0	0	0	0	0	0	0	0	3
15:00	0	1	3	0	0	0	0	0	0	0	0	0	0	4
15:15	1	0	3	1	1	0	0	0	0	0	0	0	0	6
15:30	0	2	0	0	0	0	0	0	0	0	0	0	0	2
15:45	2	1	2	2	1	0	0	0	0	0	0	0	0	8
16:00	0	0	3	0	0	0	0	0	0	0	0	0	0	3
16:15	1	0	0	2	0	0	0	0	0	0	0	0	0	3
16:30	0	1	3	1	0	1	0	0	0	0	0	0	0	6
16:45	0	0	1	2	1	0	0	0	0	0	0	0	0	4
17:00	1	1	0	0	0	0	0	0	0	0	0	0	0	2
17:15	1	2	2	0	0	0	0	0	0	0	0	0	0	5
17:30	6	0	0	0	0	0	0	0	0	0	0	0	0	6
17:45	0	0	2	0	0	0	0	0	0	0	0	0	0	2
18:00	0	2	0	0	1	0	0	0	0	0	0	0	0	3
18:15	0	0	1	5	0	0	0	0	0	0	0	0	0	6
18:30	1	0	0	1	0	0	0	0	0	0	0	0	0	2
18:45	0	3	0	0	1	0	0	0	0	0	0	0	0	4
19:00	0	1	1	4	1	0	0	0	0	0	0	0	0	7
19:15	0	2	2	1	0	0	0	0	0	0	0	0	0	5
19:30	0	0	1	1	1	0	0	0	0	0	0	0	0	3
19:45	0	0	0	0	0	0	0	0	0	0	0	0	0	0
20:00	0	1	0	2	0	0	0	0	0	0	0	0	0	3
20:15	0	0	0	0	0	0	0	0	0	0	0	0	0	0
20:30	0	5	0	0	1	0	0	0	0	0	0	0	0	6
20:45	0	0	1	1	0	0	0	0	0	0	0	0	0	2
21:00	0	0	0	1	0	0	0	0	0	0	0	0	0	1
21:15	0	0	4	0	1	0	0	0	0	0	0	0	0	5
21:30	1	1	0	1	0	0	0	0	0	0	0	0	0	3
21:45	1	1	0	1	0	0	0	0	0	0	0	0	0	3
22:00	0	0	0	2	0	0	0	0	0	0	0	0	0	2
22:15	0	0	0	0	0	0	0	0	0	0	0	0	0	0
22:30	0	0	0	0	0	0	0	0	0	0	0	0	0	0
22:45	0	0	0	0	1	0	0	0	0	0	0	0	0	1
23:00	0	0	0	0	0	0	0	0	0	0	0	0	0	0
23:15	0	0	0	1	0	0	0	0	0	0	0	0	0	1
23:30	0	0	0	0	0	0	0	0	0	0	0	0	0	0
23:45	0	0	0	0	0	0	0	0	0	0	0	0	0	0
Totals	30	39	64	62	20	1								216
% of Totals	14%	18%	30%	29%	9%	0%								100%

AM Volumes	5	5	19	14	5	0	0	0	0	0	0	0	0	48
% AM	2%	2%	9%	6%	2%									22%
AM Peak Hour	11:45	11:45	11:45	11:45	9:15									11:45
Volume	3	5	7	7	2									23
PM Volumes	25	34	45	48	15	1	0	0	0	0	0	0	0	168
% PM	12%	16%	21%	22%	7%	0%								78%
PM Peak Hour	16:45	18:30	13:00	18:15	13:30	15:45								13:00
Volume	8	6	10	10	3	1								25

Directional Peak Periods	AM 7-9			NOON 12-2			PM 4-6			Off Peak Volumes		
All Classes	Volume	⟷	%	Volume	⟷	%	Volume	⟷	%	Volume	⟷	%
	13		6%	45		21%	31		14%	127		59%

Street Name	Direction	Percentiles					
		15th	50th	Average	85th	95th	ADT
S Orchard Dr	North Bound	15	23	22	29	33	216
S Orchard Dr	South Bound	17	24	23	30	34	235

Prepared by National Data & Surveying Services

SPEED

S Orchard Dr Bet. W Olive Ave & W Oak St

Day: Wednesday
Date: 1/18/2023

City: Burbank
Project #: CA23_020030_014s

South Bound

Time	< 15	15 - 19	20 - 24	25 - 29	30 - 34	35 - 39	40 - 44	45 - 49	50 - 54	55 - 59	60 - 64	65 - 69	70 +	Total
0:00 AM	0	0	1	0	0	0	0	0	0	0	0	0	0	1
0:15	0	0	0	1	0	0	0	0	0	0	0	0	0	1
0:30	0	0	1	0	0	0	0	0	0	0	0	0	0	1
0:45	0	0	0	0	0	0	0	0	0	0	0	0	0	0
1:00	0	0	0	0	0	0	0	0	0	0	0	0	0	0
1:15	0	0	0	0	0	0	0	0	0	0	0	0	0	0
1:30	1	0	0	0	0	0	0	0	0	0	0	0	0	1
1:45	0	0	0	0	0	0	0	0	0	0	0	0	0	0
2:00	0	0	0	0	0	0	0	0	0	0	0	0	0	0
2:15	0	0	0	1	0	0	0	0	0	0	0	0	0	1
2:30	0	0	0	0	0	0	0	0	0	0	0	0	0	0
2:45	0	0	0	0	0	0	0	0	0	0	0	0	0	0
3:00	0	0	0	0	0	0	0	0	0	0	0	0	0	0
3:15	0	0	0	0	0	0	0	0	0	0	0	0	0	0
3:30	0	0	0	0	0	0	0	0	0	0	0	0	0	0
3:45	0	0	0	0	0	0	0	0	0	0	0	0	0	0
4:00	0	0	0	0	0	0	0	0	0	0	0	0	0	0
4:15	0	0	0	0	0	0	0	0	0	0	0	0	0	0
4:30	0	0	0	0	0	0	0	0	0	0	0	0	0	0
4:45	0	0	0	0	0	0	0	0	0	0	0	0	0	0
5:00	0	0	0	0	0	0	0	0	0	0	0	0	0	0
5:15	0	0	0	0	0	0	0	0	0	0	0	0	0	0
5:30	0	0	0	0	0	0	0	0	0	0	0	0	0	0
5:45	0	0	0	0	0	0	0	0	0	0	0	0	0	0
6:00	0	0	0	0	0	0	0	0	0	0	0	0	0	0
6:15	0	0	0	0	1	0	0	0	0	0	0	0	0	1
6:30	0	0	0	0	0	0	0	0	0	0	0	0	0	0
6:45	0	0	0	0	0	0	0	0	0	0	0	0	0	0
7:00	0	0	0	2	0	0	0	0	0	0	0	0	0	2
7:15	0	0	0	0	0	0	0	0	0	0	0	0	0	0
7:30	0	0	0	0	0	0	0	0	0	0	0	0	0	0
7:45	0	1	0	2	0	0	0	0	0	0	0	0	0	3
8:00	0	0	0	0	0	0	0	0	0	0	0	0	0	0
8:15	0	0	0	1	0	0	0	0	0	0	0	0	0	1
8:30	0	1	2	0	0	0	0	0	0	0	0	0	0	3
8:45	0	1	1	0	0	0	0	0	0	0	0	0	0	2
9:00	1	0	1	0	1	0	0	0	0	0	0	0	0	3
9:15	1	3	0	0	0	0	0	0	0	0	0	0	0	4
9:30	0	0	1	0	0	0	0	0	0	0	0	0	0	1
9:45	0	0	0	0	1	0	0	0	0	0	0	0	0	1
10:00	1	0	0	0	0	0	0	0	0	0	0	0	0	1
10:15	0	0	0	1	2	0	0	0	0	0	0	0	0	3
10:30	0	0	2	0	0	0	0	0	0	0	0	0	0	2
10:45	0	0	1	0	0	0	0	0	0	0	0	0	0	1
11:00	0	0	1	1	0	0	0	0	0	0	0	0	0	2
11:15	0	0	2	1	0	0	0	0	0	0	0	0	0	3
11:30	1	0	0	2	0	0	0	0	0	0	0	0	0	3
11:45	2	1	0	0	1	0	0	0	0	0	0	0	0	4
12:00 PM	0	0	4	1	1	0	0	0	0	0	0	0	0	6
12:15	0	1	1	1	1	0	0	0	0	0	0	0	0	4
12:30	0	1	1	3	0	0	0	0	0	0	0	0	0	5
12:45	1	2	0	2	1	0	0	0	0	0	0	0	0	6
13:00	0	1	1	0	0	2	0	0	0	0	0	0	0	4
13:15	2	0	1	2	0	0	0	0	0	0	0	0	0	5
13:30	3	0	2	2	1	0	0	0	0	0	0	0	0	8
13:45	0	0	0	2	0	1	0	0	0	0	0	0	0	3
14:00	0	3	3	2	0	0	0	0	0	0	0	0	0	8
14:15	0	0	4	0	0	0	0	0	0	0	0	0	0	4
14:30	0	1	1	1	1	0	0	0	0	0	0	0	0	4
14:45	1	0	1	1	0	0	0	0	0	0	0	0	0	3
15:00	0	0	2	2	0	0	0	0	0	0	0	0	0	4
15:15	4	2	1	0	3	0	0	0	0	0	0	0	0	10
15:30	2	1	0	2	0	0	0	0	0	0	0	0	0	5
15:45	0	0	3	3	1	0	0	0	0	0	0	0	0	7
16:00	0	0	1	2	0	0	0	0	0	0	0	0	0	3
16:15	0	1	4	1	1	0	0	0	0	0	0	0	0	7
16:30	0	0	0	2	2	0	0	0	0	0	0	0	0	4
16:45	0	1	4	0	1	1	0	0	0	0	0	0	0	7
17:00	0	0	2	2	0	1	0	0	0	0	0	0	0	5
17:15	2	0	1	2	0	0	0	0	0	0	0	0	0	5
17:30	1	1	2	0	0	0	0	0	0	0	0	0	0	4
17:45	0	0	2	0	0	0	0	0	0	0	0	0	0	2
18:00	1	2	0	0	1	0	0	0	0	0	0	0	0	4
18:15	0	2	1	2	2	1	0	0	0	0	0	0	0	8
18:30	0	1	3	2	0	0	0	0	0	0	0	0	0	6
18:45	0	2	3	1	0	0	0	0	0	0	0	0	0	6
19:00	0	0	2	1	0	1	0	0	0	0	0	0	0	4
19:15	0	0	2	0	0	0	0	0	0	0	0	0	0	2
19:30	0	0	3	2	1	0	0	0	0	0	0	0	0	6
19:45	0	0	1	1	1	0	0	0	0	0	0	0	0	3
20:00	0	0	1	1	0	0	0	0	0	0	0	0	0	2
20:15	0	3	2	1	0	0	0	0	0	0	0	0	0	6
20:30	0	0	3	0	0	0	0	0	0	0	0	0	0	3
20:45	0	0	2	2	0	0	0	0	0	0	0	0	0	4
21:00	0	0	1	0	0	0	0	0	0	0	0	0	0	1
21:15	1	0	2	1	1	0	0	0	0	0	0	0	0	5
21:30	0	0	0	1	0	0	0	0	0	0	0	0	0	1
21:45	0	1	0	1	0	0	0	0	0	0	0	0	0	2
22:00	0	0	0	1	0	0	0	0	0	0	0	0	0	1
22:15	0	0	1	0	0	0	0	0	0	0	0	0	0	1
22:30	0	0	0	0	0	0	0	0	0	0	0	0	0	0
22:45	0	0	0	0	0	0	0	0	0	0	0	0	0	0
23:00	0	0	0	0	0	0	0	0	0	0	0	0	0	0
23:15	0	0	0	0	1	0	0	0	0	0	0	0	0	1
23:30	0	0	0	0	0	0	0	0	0	0	0	0	0	0
23:45	0	0	1	0	0	0	0	0	0	0	0	0	0	1
Totals	25	33	82	62	26	7								235
% of Totals	11%	14%	35%	26%	11%	3%								100%

AM Volumes	7	7	13	12	6	0	0	0	0	0	0	0	0	45
% AM	3%	3%	6%	5%	3%									19%
AM Peak Hour	11:00	8:30	10:30	11:45	9:30									11:45
Volume	3	5	6	5	3									19
PM Volumes	18	26	69	50	20	7	0	0	0	0	0	0	0	190
% PM	8%	11%	29%	21%	9%	3%								81%
PM Peak Hour	14:45	18:00	16:15	13:15	14:30	13:00								15:00
Volume	7	7	10	8	4	3								26

Directional Peak Periods	AM 7-9			NOON 12-2			PM 4-6			Off Peak Volumes		
All Classes	Volume	⟷	%	Volume	⟷	%	Volume	⟷	%	Volume	⟷	%
	11		5%	41		17%	37		16%	146		62%

Street Name	Direction	Percentiles					
		15th	50th	Average	85th	95th	ADT
S Orchard Dr	North Bound	15	23	22	29	33	216
S Orchard Dr	South Bound	17	24	23	30	34	235

Prepared by National Data & Surveying Services

SPEED

S Orchard Dr Bet. W Olive Ave & W Oak St

Day: Wednesday
Date: 1/18/2023

City: Burbank
Project #: CA23_020030_014

Summary

Time	< 15	15 - 19	20 - 24	25 - 29	30 - 34	35 - 39	40 - 44	45 - 49	50 - 54	55 - 59	60 - 64	65 - 69	70 +	Total
0:00 AM	0	0	1	1	0	0	0	0	0	0	0	0	0	2
0:15	0	0	0	1	0	0	0	0	0	0	0	0	0	1
0:30	0	0	1	0	0	0	0	0	0	0	0	0	0	1
0:45	0	0	0	0	0	0	0	0	0	0	0	0	0	0
1:00	0	0	0	0	0	0	0	0	0	0	0	0	0	0
1:15	0	0	0	0	0	0	0	0	0	0	0	0	0	0
1:30	1	0	1	0	0	0	0	0	0	0	0	0	0	2
1:45	0	0	0	0	0	0	0	0	0	0	0	0	0	0
2:00	0	0	1	0	0	0	0	0	0	0	0	0	0	1
2:15	0	0	0	1	0	0	0	0	0	0	0	0	0	1
2:30	0	0	0	0	0	0	0	0	0	0	0	0	0	0
2:45	0	0	0	0	0	0	0	0	0	0	0	0	0	0
3:00	0	0	0	0	0	0	0	0	0	0	0	0	0	0
3:15	0	0	0	0	0	0	0	0	0	0	0	0	0	0
3:30	0	0	0	0	0	0	0	0	0	0	0	0	0	0
3:45	0	0	0	0	0	0	0	0	0	0	0	0	0	0
4:00	0	1	0	0	0	0	0	0	0	0	0	0	0	1
4:15	0	0	0	0	0	0	0	0	0	0	0	0	0	0
4:30	0	0	0	0	0	0	0	0	0	0	0	0	0	0
4:45	0	0	0	1	0	0	0	0	0	0	0	0	0	1
5:00	0	0	0	0	0	0	0	0	0	0	0	0	0	0
5:15	0	0	0	0	0	0	0	0	0	0	0	0	0	0
5:30	0	0	0	0	0	0	0	0	0	0	0	0	0	0
5:45	0	0	1	0	0	0	0	0	0	0	0	0	0	1
6:00	0	1	1	0	0	0	0	0	0	0	0	0	0	2
6:15	0	0	0	0	2	0	0	0	0	0	0	0	0	2
6:30	0	0	0	1	0	0	0	0	0	0	0	0	0	1
6:45	0	0	1	1	0	0	0	0	0	0	0	0	0	2
7:00	0	0	1	3	0	0	0	0	0	0	0	0	0	4
7:15	0	0	0	1	0	0	0	0	0	0	0	0	0	1
7:30	0	0	0	1	0	0	0	0	0	0	0	0	0	1
7:45	1	1	0	2	0	0	0	0	0	0	0	0	0	4
8:00	0	0	1	0	0	0	0	0	0	0	0	0	0	1
8:15	0	0	1	2	1	0	0	0	0	0	0	0	0	4
8:30	0	1	4	0	0	0	0	0	0	0	0	0	0	5
8:45	2	1	1	0	0	0	0	0	0	0	0	0	0	4
9:00	1	1	2	0	1	0	0	0	0	0	0	0	0	5
9:15	1	3	2	0	0	0	0	0	0	0	0	0	0	6
9:30	0	0	1	1	0	0	0	0	0	0	0	0	0	2
9:45	0	0	0	1	1	0	0	0	0	0	0	0	0	2
10:00	1	0	0	0	2	0	0	0	0	0	0	0	0	3
10:15	0	0	1	3	2	0	0	0	0	0	0	0	0	6
10:30	0	0	2	1	0	0	0	0	0	0	0	0	0	3
10:45	0	0	1	0	0	0	0	0	0	0	0	0	0	1
11:00	0	1	1	1	1	0	0	0	0	0	0	0	0	4
11:15	0	0	3	1	0	0	0	0	0	0	0	0	0	4
11:30	2	0	1	3	0	0	0	0	0	0	0	0	0	6
11:45	3	2	3	0	1	0	0	0	0	0	0	0	0	9
12:00 PM	0	2	4	2	2	0	0	0	0	0	0	0	0	10
12:15	0	2	3	3	1	0	0	0	0	0	0	0	0	9
12:30	2	2	3	7	0	0	0	0	0	0	0	0	0	14
12:45	2	2	1	2	1	0	0	0	0	0	0	0	0	8
13:00	2	2	3	1	1	2	0	0	0	0	0	0	0	11
13:15	2	0	2	4	0	0	0	0	0	0	0	0	0	8
13:30	5	1	7	4	2	0	0	0	0	0	0	0	0	19
13:45	0	1	2	3	0	1	0	0	0	0	0	0	0	7
14:00	0	5	4	4	1	0	0	0	0	0	0	0	0	14
14:15	0	1	4	1	1	0	0	0	0	0	0	0	0	7
14:30	1	1	1	3	1	0	0	0	0	0	0	0	0	7
14:45	3	0	1	2	0	0	0	0	0	0	0	0	0	6
15:00	0	1	5	2	0	0	0	0	0	0	0	0	0	8
15:15	5	2	4	1	4	0	0	0	0	0	0	0	0	16
15:30	2	3	0	2	0	0	0	0	0	0	0	0	0	7
15:45	2	1	5	5	2	0	0	0	0	0	0	0	0	15
16:00	0	0	4	2	0	0	0	0	0	0	0	0	0	6
16:15	1	1	4	3	1	0	0	0	0	0	0	0	0	10
16:30	0	1	3	3	2	1	0	0	0	0	0	0	0	10
16:45	0	1	5	2	2	1	0	0	0	0	0	0	0	11
17:00	1	1	2	2	0	1	0	0	0	0	0	0	0	7
17:15	3	2	3	2	0	0	0	0	0	0	0	0	0	10
17:30	7	1	2	0	0	0	0	0	0	0	0	0	0	10
17:45	0	0	4	0	0	0	0	0	0	0	0	0	0	4
18:00	1	4	0	0	2	0	0	0	0	0	0	0	0	7
18:15	0	2	2	7	2	1	0	0	0	0	0	0	0	14
18:30	1	1	3	3	0	0	0	0	0	0	0	0	0	8
18:45	0	5	3	1	1	0	0	0	0	0	0	0	0	10
19:00	0	1	3	5	1	1	0	0	0	0	0	0	0	11
19:15	0	2	4	1	0	0	0	0	0	0	0	0	0	7
19:30	0	0	4	3	2	0	0	0	0	0	0	0	0	9
19:45	0	0	1	1	1	0	0	0	0	0	0	0	0	3
20:00	0	1	1	3	0	0	0	0	0	0	0	0	0	5
20:15	0	3	2	1	0	0	0	0	0	0	0	0	0	6
20:30	0	5	3	0	1	0	0	0	0	0	0	0	0	9
20:45	0	0	3	3	0	0	0	0	0	0	0	0	0	6
21:00	0	0	1	1	0	0	0	0	0	0	0	0	0	2
21:15	1	0	6	1	2	0	0	0	0	0	0	0	0	10
21:30	1	1	0	2	0	0	0	0	0	0	0	0	0	4
21:45	1	2	0	2	0	0	0	0	0	0	0	0	0	5
22:00	0	0	0	3	0	0	0	0	0	0	0	0	0	3
22:15	0	0	1	0	0	0	0	0	0	0	0	0	0	1
22:30	0	0	0	0	0	0	0	0	0	0	0	0	0	0
22:45	0	0	0	0	1	0	0	0	0	0	0	0	0	1
23:00	0	0	0	0	0	0	0	0	0	0	0	0	0	0
23:15	0	0	0	1	1	0	0	0	0	0	0	0	0	2
23:30	0	0	0	0	0	0	0	0	0	0	0	0	0	0
23:45	0	0	1	0	0	0	0	0	0	0	0	0	0	1
Totals	55	72	146	124	46	8								451
% of Totals	12%	16%	32%	27%	10%	2%								100%

AM Volumes	12	12	32	26	11	0	0	0	0	0	0	0	0	93
% AM	3%	3%	7%	6%	2%									21%
AM Peak Hour	11:00	11:45	11:45	11:45	9:30									11:45
Volume	5	8	13	12	5									42
PM Volumes	43	60	114	98	35	8	0	0	0	0	0	0	0	358
% PM	10%	13%	25%	22%	8%	2%								79%
PM Peak Hour	12:45	18:00	13:30	18:15	15:00	13:00								13:15
Volume	11	12	17	16	6	3								48

Directional Peak Periods	AM 7-9			NOON 12-2			PM 4-6			Off Peak Volumes		
All Classes	Volume	⟷	%	Volume	⟷	%	Volume	⟷	%	Volume	⟷	%
	24		5%	86		19%	68		15%	273		61%

Street Name	Direction	Percentiles					
		15th	50th	Average	85th	95th	ADT
S Orchard Dr	Summary	16	23	23	29	33	451

Prepared by National Data & Surveying Services

SPEED

S Orchard Dr Bet. W Olive Ave & W Oak St

Day: Wednesday
Date: 1/18/2023

City: Burbank
Project #: CA23_020030_014n

North Bound

Time	< 15	15 - 19	20 - 24	25 - 29	30 - 34	35 - 39	40 - 44	45 - 49	50 - 54	55 - 59	60 - 64	65 - 69	70 +	Total
0:00 AM	0	0	0	1	0	0	0	0	0	0	0	0	0	1
1:00	0	0	1	0	0	0	0	0	0	0	0	0	0	1
2:00	0	0	1	0	0	0	0	0	0	0	0	0	0	1
3:00	0	0	0	0	0	0	0	0	0	0	0	0	0	0
4:00	0	1	0	1	0	0	0	0	0	0	0	0	0	2
5:00	0	0	1	0	0	0	0	0	0	0	0	0	0	1
6:00	0	1	2	2	1	0	0	0	0	0	0	0	0	6
7:00	1	0	1	3	0	0	0	0	0	0	0	0	0	5
8:00	2	0	4	1	1	0	0	0	0	0	0	0	0	8
9:00	0	1	3	2	0	0	0	0	0	0	0	0	0	6
10:00	0	0	1	3	2	0	0	0	0	0	0	0	0	6
11:00	2	2	5	1	1	0	0	0	0	0	0	0	0	11
12:00 PM	3	4	5	7	1	0	0	0	0	0	0	0	0	20
13:00	4	3	10	6	2	0	0	0	0	0	0	0	0	25
14:00	3	3	1	6	2	0	0	0	0	0	0	0	0	15
15:00	3	4	8	3	2	0	0	0	0	0	0	0	0	20
16:00	1	1	7	5	1	1	0	0	0	0	0	0	0	16
17:00	8	3	4	0	0	0	0	0	0	0	0	0	0	15
18:00	1	5	1	6	2	0	0	0	0	0	0	0	0	15
19:00	0	3	4	6	2	0	0	0	0	0	0	0	0	15
20:00	0	6	1	3	1	0	0	0	0	0	0	0	0	11
21:00	2	2	4	3	1	0	0	0	0	0	0	0	0	12
22:00	0	0	0	2	1	0	0	0	0	0	0	0	0	3
23:00	0	0	0	1	0	0	0	0	0	0	0	0	0	1
Totals	30	39	64	62	20	1								216
% of Totals	14%	18%	30%	29%	9%	0%								100%

AM Volumes	5	5	19	14	5	0	0	0	0	0	0	0	0	48
% AM	2%	2%	9%	6%	2%									22%
AM Peak Hour	8:00	11:00	11:00	7:00	10:00									11:00
Volume	2	2	5	3	2									11
PM Volumes	25	34	45	48	15	1	0	0	0	0	0	0	0	168
% PM	12%	16%	21%	22%	7%	0%								78%
PM Peak Hour	17:00	20:00	13:00	12:00	13:00	16:00								13:00
Volume	8	6	10	7	2	1								25

Directional Peak Periods	AM 7-9			NOON 12-2			PM 4-6			Off Peak Volumes		
All Speeds	Volume	↔	%	Volume	↔	%	Volume	↔	%	Volume	↔	%
	13		6%	45		21%	31		14%	127		59%

Street Name	Direction	Percentiles					
		15th	50th	Average	85th	95th	ADT
S Orchard Dr	North Bound	15	23	22	29	33	216
S Orchard Dr	South Bound	17	24	23	30	34	235

Prepared by National Data & Surveying Services

SPEED

S Orchard Dr Bet. W Olive Ave & W Oak St

Day: Wednesday
Date: 1/18/2023

City: Burbank
Project #: CA23_020030_014s

South Bound

Time	< 15	15 - 19	20 - 24	25 - 29	30 - 34	35 - 39	40 - 44	45 - 49	50 - 54	55 - 59	60 - 64	65 - 69	70 +	Total
0:00 AM	0	0	2	1	0	0	0	0	0	0	0	0	0	3
1:00	1	0	0	0	0	0	0	0	0	0	0	0	0	1
2:00	0	0	0	1	0	0	0	0	0	0	0	0	0	1
3:00	0	0	0	0	0	0	0	0	0	0	0	0	0	0
4:00	0	0	0	0	0	0	0	0	0	0	0	0	0	0
5:00	0	0	0	0	0	0	0	0	0	0	0	0	0	0
6:00	0	0	0	0	1	0	0	0	0	0	0	0	0	1
7:00	0	1	0	4	0	0	0	0	0	0	0	0	0	5
8:00	0	2	3	1	0	0	0	0	0	0	0	0	0	6
9:00	2	3	2	0	2	0	0	0	0	0	0	0	0	9
10:00	1	0	3	1	2	0	0	0	0	0	0	0	0	7
11:00	3	1	3	4	1	0	0	0	0	0	0	0	0	12
12:00 PM	1	4	6	7	3	0	0	0	0	0	0	0	0	21
13:00	5	1	4	6	1	3	0	0	0	0	0	0	0	20
14:00	1	4	9	4	1	0	0	0	0	0	0	0	0	19
15:00	6	3	6	7	4	0	0	0	0	0	0	0	0	26
16:00	0	2	9	5	4	1	0	0	0	0	0	0	0	21
17:00	3	1	7	4	0	1	0	0	0	0	0	0	0	16
18:00	1	7	7	5	3	1	0	0	0	0	0	0	0	24
19:00	0	0	8	4	2	1	0	0	0	0	0	0	0	15
20:00	0	3	8	4	0	0	0	0	0	0	0	0	0	15
21:00	1	1	3	3	1	0	0	0	0	0	0	0	0	9
22:00	0	0	1	1	0	0	0	0	0	0	0	0	0	2
23:00	0	0	1	0	1	0	0	0	0	0	0	0	0	2
Totals	25	33	82	62	26	7								235
% of Totals	11%	14%	35%	26%	11%	3%								100%

AM Volumes	7	7	13	12	6	0	0	0	0	0	0	0	0	45
% AM	3%	3%	6%	5%	3%									19%
AM Peak Hour	11:00	9:00	8:00	7:00	9:00									11:00
Volume	3	3	3	4	2									12
PM Volumes	18	26	69	50	20	7	0	0	0	0	0	0	0	190
% PM	8%	11%	29%	21%	9%	3%								81%
PM Peak Hour	15:00	18:00	14:00	12:00	15:00	13:00								15:00
Volume	6	7	9	7	4	3								26

Directional Peak Periods	AM 7-9			NOON 12-2			PM 4-6			Off Peak Volumes		
All Speeds	Volume	↔	%	Volume	↔	%	Volume	↔	%	Volume	↔	%
	11		5%	41		17%	37		16%	146		62%

Street Name	Direction	Percentiles					
		15th	50th	Average	85th	95th	ADT
S Orchard Dr	North Bound	15	23	22	29	33	216
S Orchard Dr	South Bound	17	24	23	30	34	235

Prepared by National Data & Surveying Services

SPEED

S Orchard Dr Bet. W Olive Ave & W Oak St

Day: Wednesday
Date: 1/18/2023

City: Burbank
Project #: CA23_020030_014

Summary

Time	< 15	15 - 19	20 - 24	25 - 29	30 - 34	35 - 39	40 - 44	45 - 49	50 - 54	55 - 59	60 - 64	65 - 69	70 +	Total
0:00 AM	0	0	2	2	0	0	0	0	0	0	0	0	0	4
1:00	1	0	1	0	0	0	0	0	0	0	0	0	0	2
2:00	0	0	1	1	0	0	0	0	0	0	0	0	0	2
3:00	0	0	0	0	0	0	0	0	0	0	0	0	0	0
4:00	0	1	0	1	0	0	0	0	0	0	0	0	0	2
5:00	0	0	1	0	0	0	0	0	0	0	0	0	0	1
6:00	0	1	2	2	2	0	0	0	0	0	0	0	0	7
7:00	1	1	1	7	0	0	0	0	0	0	0	0	0	10
8:00	2	2	7	2	1	0	0	0	0	0	0	0	0	14
9:00	2	4	5	2	2	0	0	0	0	0	0	0	0	15
10:00	1	0	4	4	4	0	0	0	0	0	0	0	0	13
11:00	5	3	8	5	2	0	0	0	0	0	0	0	0	23
12:00 PM	4	8	11	14	4	0	0	0	0	0	0	0	0	41
13:00	9	4	14	12	3	3	0	0	0	0	0	0	0	45
14:00	4	7	10	10	3	0	0	0	0	0	0	0	0	34
15:00	9	7	14	10	6	0	0	0	0	0	0	0	0	46
16:00	1	3	16	10	5	2	0	0	0	0	0	0	0	37
17:00	11	4	11	4	0	1	0	0	0	0	0	0	0	31
18:00	2	12	8	11	5	1	0	0	0	0	0	0	0	39
19:00	0	3	12	10	4	1	0	0	0	0	0	0	0	30
20:00	0	9	9	7	1	0	0	0	0	0	0	0	0	26
21:00	3	3	7	6	2	0	0	0	0	0	0	0	0	21
22:00	0	0	1	3	1	0	0	0	0	0	0	0	0	5
23:00	0	0	1	1	1	0	0	0	0	0	0	0	0	3
Totals	55	72	146	124	46	8								451
% of Totals	12%	16%	32%	27%	10%	2%								100%

AM Volumes	12	12	32	26	11	0	0	0	0	0	0	0	0	93
% AM	3%	3%	7%	6%	2%									21%
AM Peak Hour	11:00	9:00	11:00	7:00	10:00									11:00
Volume	5	4	8	7	4									23
PM Volumes	43	60	114	98	35	8	0	0	0	0	0	0	0	358
% PM	10%	13%	25%	22%	8%	2%								79%
PM Peak Hour	17:00	18:00	16:00	12:00	15:00	13:00								15:00
Volume	11	12	16	14	6	3								46

Directional Peak Periods	AM 7-9			NOON 12-2			PM 4-6			Off Peak Volumes		
All Speeds	Volume		%	Volume		%	Volume		%	Volume		%
	24	↔	5%	86	↔	19%	68	↔	15%	273	↔	61%

Street Name	Direction	Percentiles					
		15th	50th	Average	85th	95th	ADT
S Orchard Dr	Summary	16	23	23	29	33	451

Prepared by NDS/ATD

Prepared by National Data & Surveying Services

VOLUME

S Orchard Dr Bet. W Olive Ave & W Oak St

Day: Wednesday
Date: 1/18/2023

City: Burbank
Project #: CA23_020030_014

DAILY TOTALS	NB	SB	EB	WB	Total
	216	235	0	0	451

AM Period	NB		SB		EB	WB	TOTAL		PM Period	NB		SB		EB	WB	TOTAL	
0:00	1		1		0	0	2		12:00	4		6		0	0	10	
0:15	0		1		0	0	1		12:15	5		4		0	0	9	
0:30	0		1		0	0	1		12:30	9		5		0	0	14	
0:45	0	1	0	3	0	0		4	12:45	2	20	6	21	0	0	8	41
1:00	0		0		0	0			13:00	7		4		0	0	11	
1:15	0		0		0	0			13:15	3		5		0	0	8	
1:30	1		1		0	0	2		13:30	11		8		0	0	19	
1:45	0	1	0	1	0	0		2	13:45	4	25	3	20	0	0	7	45
2:00	1		0		0	0	1		14:00	6		8		0	0	14	
2:15	0		1		0	0	1		14:15	3		4		0	0	7	
2:30	0		0		0	0			14:30	3		4		0	0	7	
2:45	0	1	0	1	0	0		2	14:45	3	15	3	19	0	0	6	34
3:00	0		0		0	0			15:00	4		4		0	0	8	
3:15	0		0		0	0			15:15	6		10		0	0	16	
3:30	0		0		0	0			15:30	2		5		0	0	7	
3:45	0		0		0	0			15:45	8	20	7	26	0	0	15	46
4:00	1		0		0	0	1		16:00	3		3		0	0	6	
4:15	0		0		0	0			16:15	3		7		0	0	10	
4:30	0		0		0	0			16:30	6		4		0	0	10	
4:45	1	2	0		0	0	1	2	16:45	4	16	7	21	0	0	11	37
5:00	0		0		0	0			17:00	2		5		0	0	7	
5:15	0		0		0	0			17:15	5		5		0	0	10	
5:30	0		0		0	0			17:30	6		4		0	0	10	
5:45	1	1	0		0	0	1	1	17:45	2	15	2	16	0	0	4	31
6:00	2		0		0	0	2		18:00	3		4		0	0	7	
6:15	1		1		0	0	2		18:15	6		8		0	0	14	
6:30	1		0		0	0	1		18:30	2		6		0	0	8	
6:45	2	6	0	1	0	0	2	7	18:45	4	15	6	24	0	0	10	39
7:00	2		2		0	0	4		19:00	7		4		0	0	11	
7:15	1		0		0	0	1		19:15	5		2		0	0	7	
7:30	1		0		0	0	1		19:30	3		6		0	0	9	
7:45	1	5	3	5	0	0	4	10	19:45	0	15	3	15	0	0	3	30
8:00	1		0		0	0	1		20:00	3		2		0	0	5	
8:15	3		1		0	0	4		20:15	0		6		0	0	6	
8:30	2		3		0	0	5		20:30	6		3		0	0	9	
8:45	2	8	2	6	0	0	4	14	20:45	2	11	4	15	0	0	6	26
9:00	2		3		0	0	5		21:00	1		1		0	0	2	
9:15	2		4		0	0	6		21:15	5		5		0	0	10	
9:30	1		1		0	0	2		21:30	3		1		0	0	4	
9:45	1	6	1	9	0	0	2	15	21:45	3	12	2	9	0	0	5	21
10:00	2		1		0	0	3		22:00	2		1		0	0	3	
10:15	3		3		0	0	6		22:15	0		1		0	0	1	
10:30	1		2		0	0	3		22:30	0		0		0	0		
10:45	0	6	1	7	0	0	1	13	22:45	1	3	0	2	0	0	1	5
11:00	2		2		0	0	4		23:00	0		0		0	0		
11:15	1		3		0	0	4		23:15	1		1		0	0	2	
11:30	3		3		0	0	6		23:30	0		0		0	0		
11:45	5	11	4	12	0	0	9	23	23:45	0	1	1	2	0	0	1	3
TOTALS		48		45				93	TOTALS		168		190				358
SPLIT %		51.6%		48.4%				20.6%	SPLIT %		46.9%		53.1%				79.4%

DAILY TOTALS	NB	SB	EB	WB	Total
	216	235	0	0	451

AM Peak Hour	11:45	11:45			11:45	PM Peak Hour	13:00	15:00			13:15
AM Pk Volume	23	19			42	PM Pk Volume	25	26			48
Pk Hr Factor	0.639	0.792			0.750	Pk Hr Factor	0.568	0.650			0.632
7 - 9 Volume	13	11	0	0	24	4 - 6 Volume	31	37	0	0	68
7 - 9 Peak Hour	8:00	7:45			7:45	4 - 6 Peak Hour	16:30	16:15			16:15
7 - 9 Pk Volume	8	7	0	0	14	4 - 6 Pk Volume	17	23	0	0	38
Pk Hr Factor	0.667	0.583	0.000	0.000	0.700	Pk Hr Factor	0.708	0.821	0.000	0.000	0.864

Prepared by NDS/ATD

Project #: CA23_020030_014 **City:** Burbank

Location: S Orchard Dr Bet. W Olive Ave & W Oak St **Date:** 1/18/2023

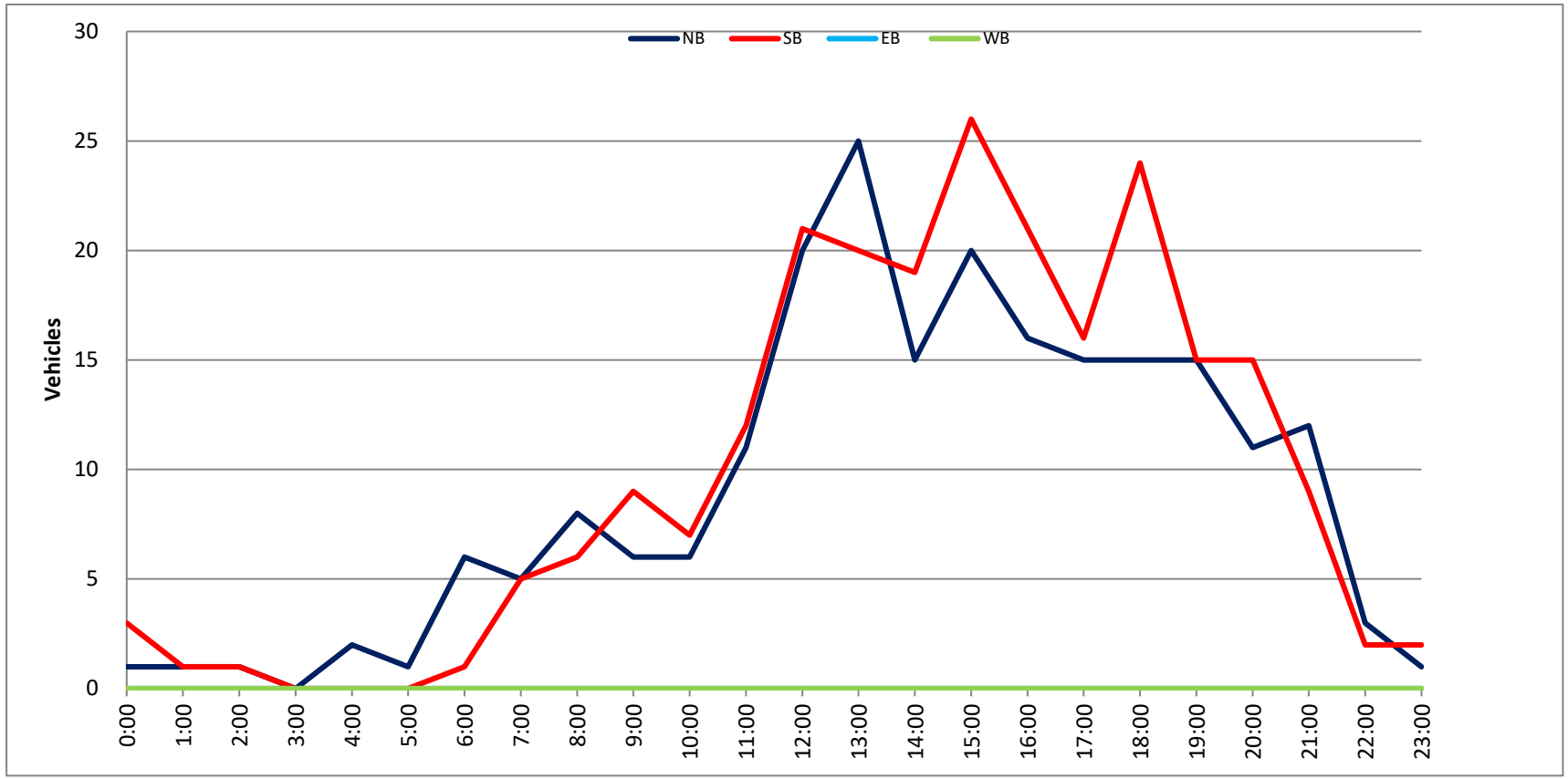

Prepared by National Data & Surveying Services

SPEED

S Orchard Dr Bet. W Olive Ave & W Oak St

Day: Thursday
Date: 1/19/2023

City: Burbank
Project #: CA23_020030_014n

North Bound

Time	< 15	15 - 19	20 - 24	25 - 29	30 - 34	35 - 39	40 - 44	45 - 49	50 - 54	55 - 59	60 - 64	65 - 69	70 +	Total
0:00 AM	0	0	0	0	0	0	0	0	0	0	0	0	0	0
0:15	0	0	0	0	0	0	0	0	0	0	0	0	0	0
0:30	0	0	1	0	0	0	0	0	0	0	0	0	0	1
0:45	0	0	0	0	0	0	0	0	0	0	0	0	0	0
1:00	0	0	0	0	0	0	0	0	0	0	0	0	0	0
1:15	0	0	0	0	0	0	0	0	0	0	0	0	0	0
1:30	0	0	0	0	0	0	0	0	0	0	0	0	0	0
1:45	0	0	0	0	0	0	0	0	0	0	0	0	0	0
2:00	0	0	0	1	0	0	0	0	0	0	0	0	0	1
2:15	0	0	0	0	0	0	0	0	0	0	0	0	0	0
2:30	0	0	0	0	0	0	0	0	0	0	0	0	0	0
2:45	0	0	0	0	0	0	0	0	0	0	0	0	0	0
3:00	0	0	0	0	0	0	0	0	0	0	0	0	0	0
3:15	0	0	0	0	0	0	0	0	0	0	0	0	0	0
3:30	0	0	0	0	0	0	0	0	0	0	0	0	0	0
3:45	0	0	0	0	0	0	0	0	0	0	0	0	0	0
4:00	0	0	0	0	0	0	0	0	0	0	0	0	0	0
4:15	0	0	0	0	0	0	0	0	0	0	0	0	0	0
4:30	0	0	0	0	0	0	0	0	0	0	0	0	0	0
4:45	0	0	0	2	0	0	0	0	0	0	0	0	0	2
5:00	0	0	0	0	0	0	0	0	0	0	0	0	0	0
5:15	0	0	0	0	0	0	0	0	0	0	0	0	0	0
5:30	0	0	0	0	0	0	0	0	0	0	0	0	0	0
5:45	0	0	1	1	0	0	0	0	0	0	0	0	0	2
6:00	0	0	1	0	0	0	0	0	0	0	0	0	0	1
6:15	0	0	0	0	0	0	0	0	0	0	0	0	0	0
6:30	1	0	0	0	0	0	0	0	0	0	0	0	0	1
6:45	1	0	0	0	0	0	0	0	0	0	0	0	0	1
7:00	0	0	2	1	0	0	0	0	0	0	0	0	0	3
7:15	0	0	0	0	0	0	0	0	0	0	0	0	0	0
7:30	0	1	2	0	1	0	0	0	0	0	0	0	0	4
7:45	0	1	3	1	0	0	0	0	0	0	0	0	0	5
8:00	0	0	0	1	1	0	0	0	0	0	0	0	0	2
8:15	0	0	0	2	0	0	0	0	0	0	0	0	0	2
8:30	2	0	0	2	0	0	0	0	0	0	0	0	0	4
8:45	0	1	1	0	0	0	0	0	0	0	0	0	0	2
9:00	1	0	0	0	0	0	0	0	0	0	0	0	0	1
9:15	1	0	0	0	0	0	0	0	0	0	0	0	0	1
9:30	0	0	0	0	0	0	0	0	0	0	0	0	0	0
9:45	0	1	0	0	0	0	0	0	0	0	0	0	0	1
10:00	0	0	0	1	0	0	0	0	0	0	0	0	0	1
10:15	0	3	3	0	1	0	0	0	0	0	0	0	0	7
10:30	0	0	0	3	0	0	0	0	0	0	0	0	0	3
10:45	0	2	0	0	0	0	0	0	0	0	0	0	0	2
11:00	0	0	0	1	0	0	0	0	0	0	0	0	0	1
11:15	1	1	1	0	0	0	0	0	0	0	0	0	0	3
11:30	0	0	0	0	0	0	0	0	0	0	0	0	0	0
11:45	0	1	0	0	0	0	0	0	0	0	0	0	0	1
12:00 PM	0	1	1	0	0	0	0	0	0	0	0	0	0	2
12:15	1	0	6	1	0	0	0	0	0	0	0	0	0	8
12:30	1	0	1	2	1	0	0	0	0	0	0	0	0	5
12:45	0	0	1	0	0	0	0	0	0	0	0	0	0	1
13:00	1	0	1	3	0	0	0	0	0	0	0	0	0	5
13:15	0	1	2	0	1	0	0	0	0	0	0	0	0	4
13:30	0	0	1	1	0	0	0	0	0	0	0	0	0	2
13:45	0	0	1	0	0	0	0	0	0	0	0	0	0	1
14:00	1	0	0	0	0	0	0	0	0	0	0	0	0	1
14:15	0	2	1	0	0	0	0	0	0	0	0	0	0	3
14:30	2	0	2	1	0	0	0	0	0	0	0	0	0	5
14:45	0	0	4	0	0	0	0	0	0	0	0	0	0	4
15:00	0	1	2	0	0	0	0	0	0	0	0	0	0	3
15:15	0	0	0	2	0	0	0	0	0	0	0	0	0	2
15:30	0	0	3	1	0	0	0	0	0	0	0	0	0	4
15:45	0	2	2	2	0	0	0	0	0	0	0	0	0	6
16:00	0	0	3	1	0	0	0	0	0	0	0	0	0	4
16:15	1	0	0	1	0	0	0	0	0	0	0	0	0	2
16:30	0	0	2	2	0	0	0	0	0	0	0	0	0	4
16:45	0	2	2	4	1	0	0	0	0	0	0	0	0	9
17:00	1	1	1	1	0	0	0	0	0	0	0	0	0	4
17:15	0	1	3	0	1	0	0	0	0	0	0	0	0	5
17:30	0	0	0	0	2	0	0	0	0	0	0	0	0	2
17:45	0	0	1	0	2	0	0	0	0	0	0	0	0	3
18:00	1	0	0	3	0	0	0	0	0	0	0	0	0	4
18:15	1	4	0	2	0	0	0	0	0	0	0	0	0	7
18:30	0	0	1	0	0	0	0	0	0	0	0	0	0	1
18:45	0	0	0	2	0	0	0	0	0	0	0	0	0	2
19:00	1	0	0	4	0	0	0	0	0	0	0	0	0	5
19:15	1	1	1	0	0	0	0	0	0	0	0	0	0	3
19:30	0	0	1	0	1	0	0	0	0	0	0	0	0	2
19:45	0	2	1	1	0	1	0	0	0	0	0	0	0	5
20:00	0	0	2	1	0	0	0	0	0	0	0	0	0	3
20:15	0	0	0	0	0	0	0	0	0	0	0	0	0	0
20:30	0	1	2	0	1	0	0	0	0	0	0	0	0	4
20:45	0	0	2	0	0	0	0	0	0	0	0	0	0	2
21:00	0	1	1	0	0	0	0	0	0	0	0	0	0	2
21:15	2	0	0	1	0	0	0	0	0	0	0	0	0	3
21:30	0	0	0	1	0	0	0	0	0	0	0	0	0	1
21:45	0	2	1	2	0	0	0	0	0	0	0	0	0	5
22:00	0	1	0	0	0	1	0	0	0	0	0	0	0	2
22:15	0	0	0	0	0	0	0	0	0	0	0	0	0	0
22:30	0	0	0	1	0	0	0	0	0	0	0	0	0	1
22:45	0	0	0	0	0	0	0	0	0	0	0	0	0	0
23:00	0	0	0	0	0	0	0	0	0	0	0	0	0	0
23:15	0	0	1	1	0	0	0	0	0	0	0	0	0	2
23:30	0	0	0	0	0	0	0	0	0	0	0	0	0	0
23:45	0	0	0	0	0	0	0	0	0	0	0	0	0	0
Totals	21	34	63	57	11	2								195
% of Totals	11%	17%	35%	29%	7%	1%								100%

AM Volumes	7	11	15	16	3	0	0	0	0	0	0	0	0	52
% AM	4%	6%	8%	8%	2%									27%
AM Peak Hour	8:30	10:00	11:45	7:45	7:15									11:45
Volume	4	5	8	6	2									16
PM Volumes	14	23	53	41	10	2	0	0	0	0	0	0	0	143
% PM	7%	12%	27%	21%	5%	1%								73%
PM Peak Hour	12:15	16:30	12:00	16:00	17:00	19:00								16:30
Volume	3	4	9	8	5	1								22

Directional Peak Periods	AM 7-9			NOON 12-2			PM 4-6			Off Peak Volumes		
All Classes	Volume	⟷	%	Volume	⟷	%	Volume	⟷	%	Volume	⟷	%
	22		11%	28		14%	33		17%	112		57%

Street Name	Direction	Percentiles					
		15th	50th	Average	85th	95th	ADT
S Orchard Dr	North Bound	16	23	23	29	32	195
S Orchard Dr	South Bound	17	24	24	30	33	208

Prepared by National Data & Surveying Services

SPEED

S Orchard Dr Bet. W Olive Ave & W Oak St

Day: Thursday
Date: 1/19/2023

City: Burbank
Project #: CA23_020030_014s

South Bound

Time	< 15	15 - 19	20 - 24	25 - 29	30 - 34	35 - 39	40 - 44	45 - 49	50 - 54	55 - 59	60 - 64	65 - 69	70 +	Total
0:00 AM	0	0	0	0	0	0	0	0	0	0	0	0	0	0
0:15	0	1	0	0	0	0	0	0	0	0	0	0	0	1
0:30	0	0	0	0	0	0	0	0	0	0	0	0	0	0
0:45	0	0	0	0	0	0	0	0	0	0	0	0	0	0
1:00	0	0	0	0	0	0	0	0	0	0	0	0	0	0
1:15	0	0	0	0	0	0	0	0	0	0	0	0	0	0
1:30	0	0	0	0	0	0	0	0	0	0	0	0	0	0
1:45	0	0	1	0	0	0	0	0	0	0	0	0	0	1
2:00	0	0	0	0	0	0	0	0	0	0	0	0	0	0
2:15	0	0	0	0	0	0	0	0	0	0	0	0	0	0
2:30	0	0	0	0	0	0	0	0	0	0	0	0	0	0
2:45	0	0	0	0	0	0	0	0	0	0	0	0	0	0
3:00	0	0	0	0	0	0	0	0	0	0	0	0	0	0
3:15	0	0	0	0	0	0	0	0	0	0	0	0	0	0
3:30	0	0	0	0	0	0	0	0	0	0	0	0	0	0
3:45	0	0	0	0	0	0	0	0	0	0	0	0	0	0
4:00	0	0	0	0	0	0	0	0	0	0	0	0	0	0
4:15	0	0	0	0	0	0	0	0	0	0	0	0	0	0
4:30	0	0	0	0	0	0	0	0	0	0	0	0	0	0
4:45	0	0	0	0	1	0	0	0	0	0	0	0	0	1
5:00	0	0	0	0	0	0	0	0	0	0	0	0	0	0
5:15	0	0	0	0	0	0	0	0	0	0	0	0	0	0
5:30	0	0	0	0	0	0	0	0	0	0	0	0	0	0
5:45	0	0	0	0	0	0	0	0	0	0	0	0	0	0
6:00	0	0	0	0	0	0	0	0	0	0	0	0	0	0
6:15	0	0	0	0	0	0	0	0	0	0	0	0	0	0
6:30	0	0	0	0	0	0	0	0	0	0	0	0	0	0
6:45	0	0	0	0	0	0	0	0	0	0	0	0	0	0
7:00	0	0	0	2	0	0	0	0	0	0	0	0	0	2
7:15	0	1	0	0	0	0	0	0	0	0	0	0	0	1
7:30	0	1	0	0	0	0	0	0	0	0	0	0	0	1
7:45	0	0	0	1	1	0	0	0	0	0	0	0	0	2
8:00	0	0	0	2	0	0	0	0	0	0	0	0	0	2
8:15	0	0	1	0	0	0	0	0	0	0	0	0	0	1
8:30	3	0	1	1	0	0	0	0	0	0	0	0	0	5
8:45	0	0	0	1	0	0	0	0	0	0	0	0	0	1
9:00	0	0	1	0	0	0	0	0	0	0	0	0	0	1
9:15	2	0	0	1	0	0	0	0	0	0	0	0	0	3
9:30	0	1	0	1	0	0	0	0	0	0	0	0	0	2
9:45	0	0	0	0	0	0	0	0	0	0	0	0	0	0
10:00	0	1	0	0	1	1	0	0	0	0	0	0	0	3
10:15	0	0	0	2	1	0	0	0	0	0	0	0	0	3
10:30	0	0	1	0	0	0	0	0	0	0	0	0	0	1
10:45	1	0	0	0	0	1	0	0	0	0	0	0	0	2
11:00	0	0	0	2	0	0	0	0	0	0	0	0	0	2
11:15	0	1	0	1	1	0	0	0	0	0	0	0	0	3
11:30	0	0	1	0	0	0	0	0	0	0	0	0	0	1
11:45	1	2	1	0	0	0	0	0	0	0	0	0	0	4
12:00 PM	0	0	3	0	0	0	0	0	0	0	0	0	0	3
12:15	0	2	4	0	1	0	0	0	0	0	0	0	0	7
12:30	0	0	0	4	0	0	0	0	0	0	0	0	0	4
12:45	0	0	1	2	0	0	0	0	0	0	0	0	0	3
13:00	1	0	1	3	1	0	0	0	0	0	0	0	0	6
13:15	2	0	1	1	0	0	0	0	0	0	0	0	0	4
13:30	0	0	3	0	0	0	0	0	0	0	0	0	0	3
13:45	0	1	0	0	0	0	0	0	0	0	0	0	0	1
14:00	0	0	0	0	0	0	0	0	0	0	0	0	0	0
14:15	0	0	5	0	0	0	0	0	0	0	0	0	0	5
14:30	0	1	1	0	0	0	0	0	0	0	0	0	0	2
14:45	0	0	0	3	1	0	0	0	0	0	0	0	0	4
15:00	1	0	2	1	0	0	0	0	0	0	0	0	0	4
15:15	1	1	2	4	0	0	0	0	0	0	0	0	0	8
15:30	0	0	4	3	0	0	0	0	0	0	0	0	0	7
15:45	0	1	2	1	0	0	0	0	0	0	0	0	0	4
16:00	0	0	0	0	0	0	0	0	0	0	0	0	0	0
16:15	0	0	4	1	0	0	0	0	0	0	0	0	0	5
16:30	2	1	1	1	1	0	0	0	0	0	0	0	0	6
16:45	0	2	2	4	1	0	0	0	0	0	0	0	0	9
17:00	0	1	1	2	0	0	0	0	0	0	0	0	0	4
17:15	0	0	1	3	0	0	0	0	0	0	0	0	0	4
17:30	0	1	2	1	0	0	0	0	0	0	0	0	0	4
17:45	0	0	2	0	0	0	0	0	0	0	0	0	0	2
18:00	0	0	1	1	2	0	0	0	0	0	0	0	0	4
18:15	1	0	2	2	2	0	0	0	0	0	0	0	0	7
18:30	0	0	0	2	0	0	0	0	0	0	0	0	0	2
18:45	0	0	2	2	0	0	0	0	0	0	0	0	0	4
19:00	0	2	0	1	0	0	0	0	0	0	0	0	0	3
19:15	0	0	4	0	2	0	0	0	0	0	0	0	0	6
19:30	1	1	0	3	0	0	0	0	0	0	0	0	0	5
19:45	1	0	1	1	0	1	0	0	0	0	0	0	0	4
20:00	0	0	0	0	1	0	0	0	0	0	0	0	0	1
20:15	0	0	0	0	1	0	0	0	0	0	0	0	0	1
20:30	0	2	4	3	0	0	0	0	0	0	0	0	0	9
20:45	0	0	2	0	1	0	0	0	0	0	0	0	0	3
21:00	0	2	2	0	0	0	0	0	0	0	0	0	0	4
21:15	0	1	0	0	0	0	0	0	0	0	0	0	0	1
21:30	0	0	0	0	0	0	0	0	0	0	0	0	0	0
21:45	0	0	0	1	0	0	0	0	0	0	0	0	0	1
22:00	2	0	1	0	1	0	0	0	0	0	0	0	0	4
22:15	0	0	0	0	0	0	0	0	0	0	0	0	0	0
22:30	0	0	0	0	1	0	0	0	0	0	0	0	0	1
22:45	0	0	0	0	0	0	0	0	0	0	0	0	0	0
23:00	0	0	1	0	0	0	0	0	0	0	0	0	0	1
23:15	0	1	0	0	3	0	0	0	0	0	0	0	0	4
23:30	0	0	0	0	0	0	0	0	0	0	0	0	0	0
23:45	0	0	1	0	0	0	0	0	0	0	0	0	0	1
Totals	19	28	70	64	24	3								208
% of Totals	9%	13%	34%	31%	12%	1%								100%

AM Volumes	7	8	7	14	5	2	0	0	0	0	0	0	0	43
% AM	3%	4%	3%	7%	2%	1%								21%
AM Peak Hour	8:30	11:30	11:30	7:45	9:30	10:00								11:45
Volume	5	4	9	4	2	2								18
PM Volumes	12	20	63	50	19	1	0	0	0	0	0	0	0	165
% PM	6%	10%	30%	24%	9%	0%								79%
PM Peak Hour	12:30	20:30	15:00	14:45	17:30	19:00								16:15
Volume	3	5	10	11	4	1								24

Directional Peak Periods	AM 7-9			NOON 12-2			PM 4-6			Off Peak Volumes		
All Classes	Volume	↔	%	Volume	↔	%	Volume	↔	%	Volume	↔	%
	15		7%	31		15%	34		16%	128		62%

Street Name	Direction	Percentiles					
		15th	50th	Average	85th	95th	ADT
S Orchard Dr	North Bound	16	23	23	29	32	195
S Orchard Dr	South Bound	17	24	24	30	33	208

Prepared by National Data & Surveying Services

SPEED

S Orchard Dr Bet. W Olive Ave & W Oak St

Day: Thursday
Date: 1/19/2023

City: Burbank
Project #: CA23_020030_014

Summary

Time	< 15	15 - 19	20 - 24	25 - 29	30 - 34	35 - 39	40 - 44	45 - 49	50 - 54	55 - 59	60 - 64	65 - 69	70 +	Total
0:00 AM	0	0	0	0	0	0	0	0	0	0	0	0	0	0
0:15	0	1	0	0	0	0	0	0	0	0	0	0	0	1
0:30	0	0	1	0	0	0	0	0	0	0	0	0	0	1
0:45	0	0	0	0	0	0	0	0	0	0	0	0	0	0
1:00	0	0	0	0	0	0	0	0	0	0	0	0	0	0
1:15	0	0	0	0	0	0	0	0	0	0	0	0	0	0
1:30	0	0	0	0	0	0	0	0	0	0	0	0	0	0
1:45	0	0	1	0	0	0	0	0	0	0	0	0	0	1
2:00	0	0	0	1	0	0	0	0	0	0	0	0	0	1
2:15	0	0	0	0	0	0	0	0	0	0	0	0	0	0
2:30	0	0	0	0	0	0	0	0	0	0	0	0	0	0
2:45	0	0	0	0	0	0	0	0	0	0	0	0	0	0
3:00	0	0	0	0	0	0	0	0	0	0	0	0	0	0
3:15	0	0	0	0	0	0	0	0	0	0	0	0	0	0
3:30	0	0	0	0	0	0	0	0	0	0	0	0	0	0
3:45	0	0	0	0	0	0	0	0	0	0	0	0	0	0
4:00	0	0	0	0	0	0	0	0	0	0	0	0	0	0
4:15	0	0	0	0	0	0	0	0	0	0	0	0	0	0
4:30	0	0	0	0	0	0	0	0	0	0	0	0	0	0
4:45	0	0	0	2	1	0	0	0	0	0	0	0	0	3
5:00	0	0	0	0	0	0	0	0	0	0	0	0	0	0
5:15	0	0	0	0	0	0	0	0	0	0	0	0	0	0
5:30	0	0	0	0	0	0	0	0	0	0	0	0	0	0
5:45	0	0	1	1	0	0	0	0	0	0	0	0	0	2
6:00	0	0	1	0	0	0	0	0	0	0	0	0	0	1
6:15	0	0	0	0	0	0	0	0	0	0	0	0	0	0
6:30	1	0	0	0	0	0	0	0	0	0	0	0	0	1
6:45	1	0	0	0	0	0	0	0	0	0	0	0	0	1
7:00	0	0	2	3	0	0	0	0	0	0	0	0	0	5
7:15	0	1	0	0	0	0	0	0	0	0	0	0	0	1
7:30	0	2	2	0	1	0	0	0	0	0	0	0	0	5
7:45	0	1	3	2	1	0	0	0	0	0	0	0	0	7
8:00	0	0	0	3	1	0	0	0	0	0	0	0	0	4
8:15	0	0	1	2	0	0	0	0	0	0	0	0	0	3
8:30	5	0	1	3	0	0	0	0	0	0	0	0	0	9
8:45	0	1	1	1	0	0	0	0	0	0	0	0	0	3
9:00	1	0	1	0	0	0	0	0	0	0	0	0	0	2
9:15	3	0	0	1	0	0	0	0	0	0	0	0	0	4
9:30	0	1	0	1	0	0	0	0	0	0	0	0	0	2
9:45	0	1	0	0	0	0	0	0	0	0	0	0	0	1
10:00	0	1	0	1	1	1	0	0	0	0	0	0	0	4
10:15	0	3	3	2	2	0	0	0	0	0	0	0	0	10
10:30	0	0	1	3	0	0	0	0	0	0	0	0	0	4
10:45	1	2	0	0	0	1	0	0	0	0	0	0	0	4
11:00	0	0	0	3	0	0	0	0	0	0	0	0	0	3
11:15	1	2	1	1	1	0	0	0	0	0	0	0	0	6
11:30	0	0	1	0	0	0	0	0	0	0	0	0	0	1
11:45	1	3	1	0	0	0	0	0	0	0	0	0	0	5
12:00 PM	0	1	4	0	0	0	0	0	0	0	0	0	0	5
12:15	1	2	10	1	1	0	0	0	0	0	0	0	0	15
12:30	1	0	1	6	1	0	0	0	0	0	0	0	0	9
12:45	0	0	2	2	0	0	0	0	0	0	0	0	0	4
13:00	2	0	2	6	1	0	0	0	0	0	0	0	0	11
13:15	2	1	3	1	1	0	0	0	0	0	0	0	0	8
13:30	0	0	4	1	0	0	0	0	0	0	0	0	0	5
13:45	0	1	1	0	0	0	0	0	0	0	0	0	0	2
14:00	1	0	0	0	0	0	0	0	0	0	0	0	0	1
14:15	0	2	6	0	0	0	0	0	0	0	0	0	0	8
14:30	2	1	3	1	0	0	0	0	0	0	0	0	0	7
14:45	0	0	4	3	1	0	0	0	0	0	0	0	0	8
15:00	1	1	4	1	0	0	0	0	0	0	0	0	0	7
15:15	1	1	2	6	0	0	0	0	0	0	0	0	0	10
15:30	0	0	7	4	0	0	0	0	0	0	0	0	0	11
15:45	0	3	4	3	0	0	0	0	0	0	0	0	0	10
16:00	0	0	3	1	0	0	0	0	0	0	0	0	0	4
16:15	1	0	4	2	0	0	0	0	0	0	0	0	0	7
16:30	2	1	3	3	1	0	0	0	0	0	0	0	0	10
16:45	0	4	4	8	2	0	0	0	0	0	0	0	0	18
17:00	1	2	2	3	0	0	0	0	0	0	0	0	0	8
17:15	0	1	4	3	1	0	0	0	0	0	0	0	0	9
17:30	0	1	2	1	2	0	0	0	0	0	0	0	0	6
17:45	0	0	3	0	2	0	0	0	0	0	0	0	0	5
18:00	1	0	1	4	2	0	0	0	0	0	0	0	0	8
18:15	2	4	2	4	2	0	0	0	0	0	0	0	0	14
18:30	0	0	1	2	0	0	0	0	0	0	0	0	0	3
18:45	0	0	2	4	0	0	0	0	0	0	0	0	0	6
19:00	1	2	0	5	0	0	0	0	0	0	0	0	0	8
19:15	1	1	5	0	2	0	0	0	0	0	0	0	0	9
19:30	1	1	1	3	1	0	0	0	0	0	0	0	0	7
19:45	1	2	2	2	0	2	0	0	0	0	0	0	0	9
20:00	0	0	2	1	1	0	0	0	0	0	0	0	0	4
20:15	0	0	0	0	1	0	0	0	0	0	0	0	0	1
20:30	0	3	6	3	1	0	0	0	0	0	0	0	0	13
20:45	0	0	4	0	1	0	0	0	0	0	0	0	0	5
21:00	0	3	3	0	0	0	0	0	0	0	0	0	0	6
21:15	2	1	0	1	0	0	0	0	0	0	0	0	0	4
21:30	0	0	0	1	0	0	0	0	0	0	0	0	0	1
21:45	0	2	1	3	0	0	0	0	0	0	0	0	0	6
22:00	2	1	1	0	1	1	0	0	0	0	0	0	0	6
22:15	0	0	0	0	0	0	0	0	0	0	0	0	0	0
22:30	0	0	0	1	1	0	0	0	0	0	0	0	0	2
22:45	0	0	0	0	0	0	0	0	0	0	0	0	0	0
23:00	0	0	1	0	0	0	0	0	0	0	0	0	0	1
23:15	0	1	1	1	3	0	0	0	0	0	0	0	0	6
23:30	0	0	0	0	0	0	0	0	0	0	0	0	0	0
23:45	0	0	1	0	0	0	0	0	0	0	0	0	0	1
Totals	40	62	133	121	37	5								403
% of Totals	10%	15%	34%	30%	9%	1%								100%

AM Volumes	14	19	22	30	8	2	0	0	0	0	0	0	0	95
% AM	3%	5%	5%	7%	2%	0%								24%
AM Peak Hour	8:30	9:30	11:30	7:45	7:15	10:00								11:45
Volume	9	6	16	10	3	2								34
PM Volumes	26	43	116	91	29	3	0	0	0	0	0	0	0	308
% PM	6%	11%	29%	23%	7%	1%								76%
PM Peak Hour	12:30	16:30	15:30	16:30	17:30	19:00								16:30
Volume	5	8	18	17	8	2								45

Directional Peak Periods	AM 7-9			NOON 12-2			PM 4-6			Off Peak Volumes		
All Classes	Volume	⟷	%	Volume	⟷	%	Volume	⟷	%	Volume	⟷	%
	37		9%	59		15%	67		17%	240		60%

Street Name	Direction	Percentiles					
		15th	50th	Average	85th	95th	ADT
S Orchard Dr	Summary	17	24	23	29	33	403

ATTACHMENT 3 - 1245

Prepared by National Data & Surveying Services

SPEED

S Orchard Dr Bet. W Olive Ave & W Oak St

Day: Thursday
Date: 1/19/2023

City: Burbank
Project #: CA23_020030_014n

North Bound

Time	< 15	15 - 19	20 - 24	25 - 29	30 - 34	35 - 39	40 - 44	45 - 49	50 - 54	55 - 59	60 - 64	65 - 69	70 +	Total
0:00 AM	0	0	1	0	0	0	0	0	0	0	0	0	0	1
1:00	0	0	0	0	0	0	0	0	0	0	0	0	0	0
2:00	0	0	0	1	0	0	0	0	0	0	0	0	0	1
3:00	0	0	0	0	0	0	0	0	0	0	0	0	0	0
4:00	0	0	0	2	0	0	0	0	0	0	0	0	0	2
5:00	0	0	1	1	0	0	0	0	0	0	0	0	0	2
6:00	2	0	1	0	0	0	0	0	0	0	0	0	0	3
7:00	0	2	7	2	1	0	0	0	0	0	0	0	0	12
8:00	2	1	1	5	1	0	0	0	0	0	0	0	0	10
9:00	2	1	0	0	0	0	0	0	0	0	0	0	0	3
10:00	0	5	3	4	1	0	0	0	0	0	0	0	0	13
11:00	1	2	1	1	0	0	0	0	0	0	0	0	0	5
12:00 PM	2	1	9	3	1	0	0	0	0	0	0	0	0	16
13:00	1	1	5	4	1	0	0	0	0	0	0	0	0	12
14:00	3	2	7	1	0	0	0	0	0	0	0	0	0	13
15:00	0	3	7	5	0	0	0	0	0	0	0	0	0	15
16:00	1	2	7	8	1	0	0	0	0	0	0	0	0	19
17:00	1	2	5	1	5	0	0	0	0	0	0	0	0	14
18:00	2	4	1	7	0	0	0	0	0	0	0	0	0	14
19:00	2	3	3	5	1	1	0	0	0	0	0	0	0	15
20:00	0	1	6	1	1	0	0	0	0	0	0	0	0	9
21:00	2	3	2	4	0	0	0	0	0	0	0	0	0	11
22:00	0	1	0	1	0	1	0	0	0	0	0	0	0	3
23:00	0	0	1	1	0	0	0	0	0	0	0	0	0	2
Totals	21	34	68	57	13	2								195
% of Totals	11%	17%	35%	29%	7%	1%								100%

AM Volumes	7	11	15	16	3	0	0	0	0	0	0	0	0	52
% AM	4%	6%	8%	8%	2%									27%
AM Peak Hour	6:00	10:00	7:00	8:00	7:00									10:00
Volume	2	5	7	5	1									13
PM Volumes	14	23	53	41	10	2	0	0	0	0	0	0	0	143
% PM	7%	12%	27%	21%	5%	1%								73%
PM Peak Hour	14:00	18:00	12:00	16:00	17:00	19:00								16:00
Volume	3	4	9	8	5	1								19

Directional Peak Periods	AM 7-9			NOON 12-2			PM 4-6			Off Peak Volumes		
All Speeds	Volume		%	Volume		%	Volume		%	Volume		%
	22	↔	11%	28	↔	14%	33	↔	17%	112	↔	57%

Street Name	Direction	Percentiles					
		15th	50th	Average	85th	95th	ADT
S Orchard Dr	North Bound	16	23	23	29	32	195
S Orchard Dr	South Bound	17	24	24	30	33	208

Prepared by National Data & Surveying Services

SPEED

S Orchard Dr Bet. W Olive Ave & W Oak St

Day: Thursday
Date: 1/19/2023

City: Burbank
Project #: CA23_020030_014s

South Bound

Time	< 15	15 - 19	20 - 24	25 - 29	30 - 34	35 - 39	40 - 44	45 - 49	50 - 54	55 - 59	60 - 64	65 - 69	70 +	Total
0:00 AM	0	1	0	0	0	0	0	0	0	0	0	0	0	1
1:00	0	0	1	0	0	0	0	0	0	0	0	0	0	1
2:00	0	0	0	0	0	0	0	0	0	0	0	0	0	0
3:00	0	0	0	0	0	0	0	0	0	0	0	0	0	0
4:00	0	0	0	0	1	0	0	0	0	0	0	0	0	1
5:00	0	0	0	0	0	0	0	0	0	0	0	0	0	0
6:00	0	0	0	0	0	0	0	0	0	0	0	0	0	0
7:00	0	2	0	3	1	0	0	0	0	0	0	0	0	6
8:00	3	0	2	4	0	0	0	0	0	0	0	0	0	9
9:00	2	1	1	2	0	0	0	0	0	0	0	0	0	6
10:00	1	1	1	2	2	2	0	0	0	0	0	0	0	9
11:00	1	3	2	3	1	0	0	0	0	0	0	0	0	10
12:00 PM	0	2	8	6	1	0	0	0	0	0	0	0	0	17
13:00	3	1	5	4	1	0	0	0	0	0	0	0	0	14
14:00	0	1	6	3	1	0	0	0	0	0	0	0	0	11
15:00	2	2	10	9	0	0	0	0	0	0	0	0	0	23
16:00	2	3	7	6	2	0	0	0	0	0	0	0	0	20
17:00	0	2	6	6	0	0	0	0	0	0	0	0	0	14
18:00	1	0	5	7	4	0	0	0	0	0	0	0	0	17
19:00	2	3	5	5	2	1	0	0	0	0	0	0	0	18
20:00	0	2	6	3	3	0	0	0	0	0	0	0	0	14
21:00	0	3	2	1	0	0	0	0	0	0	0	0	0	6
22:00	2	0	1	0	2	0	0	0	0	0	0	0	0	5
23:00	0	1	2	0	3	0	0	0	0	0	0	0	0	6
Totals	19	28	70	64	24	3								208
% of Totals	9%	13%	34%	31%	12%	1%								100%

AM Volumes	7	8	7	14	5	2	0	0	0	0	0	0	0	43
% AM	3%	4%	3%	7%	2%	1%								21%
AM Peak Hour	8:00	11:00	8:00	8:00	10:00	10:00								11:00
Volume	3	3	2	4	2	2								10
PM Volumes	12	20	63	50	19	1	0	0	0	0	0	0	0	165
% PM	6%	10%	30%	24%	9%	0%								79%
PM Peak Hour	13:00	16:00	15:00	15:00	18:00	19:00								15:00
Volume	3	3	10	9	4	1								23

Directional Peak Periods	AM 7-9			NOON 12-2			PM 4-6			Off Peak Volumes		
All Speeds	Volume		%	Volume		%	Volume		%	Volume		%
	15	↔	7%	31	↔	15%	34	↔	16%	128	↔	62%

Street Name	Direction	Percentiles					
		15th	50th	Average	85th	95th	ADT
S Orchard Dr	North Bound	16	23	23	29	32	195
S Orchard Dr	South Bound	17	24	24	30	33	208

Prepared by National Data & Surveying Services

SPEED

S Orchard Dr Bet. W Olive Ave & W Oak St

Day: Thursday
Date: 1/19/2023

City: Burbank
Project #: CA23_020030_014

Summary

Time	< 15	15 - 19	20 - 24	25 - 29	30 - 34	35 - 39	40 - 44	45 - 49	50 - 54	55 - 59	60 - 64	65 - 69	70 +	Total
0:00 AM	0	1	1	0	0	0	0	0	0	0	0	0	0	2
1:00	0	0	1	0	0	0	0	0	0	0	0	0	0	1
2:00	0	0	0	1	0	0	0	0	0	0	0	0	0	1
3:00	0	0	0	0	0	0	0	0	0	0	0	0	0	0
4:00	0	0	0	2	1	0	0	0	0	0	0	0	0	3
5:00	0	0	1	1	0	0	0	0	0	0	0	0	0	2
6:00	2	0	1	0	0	0	0	0	0	0	0	0	0	3
7:00	0	4	7	5	2	0	0	0	0	0	0	0	0	18
8:00	5	1	3	9	1	0	0	0	0	0	0	0	0	19
9:00	4	2	1	2	0	0	0	0	0	0	0	0	0	9
10:00	1	6	4	6	3	2	0	0	0	0	0	0	0	22
11:00	2	5	3	4	1	0	0	0	0	0	0	0	0	15
12:00 PM	2	3	17	9	2	0	0	0	0	0	0	0	0	33
13:00	4	2	10	8	2	0	0	0	0	0	0	0	0	26
14:00	3	3	13	4	1	0	0	0	0	0	0	0	0	24
15:00	2	5	17	14	0	0	0	0	0	0	0	0	0	38
16:00	3	5	14	14	3	0	0	0	0	0	0	0	0	39
17:00	1	4	11	7	5	0	0	0	0	0	0	0	0	28
18:00	3	4	6	14	4	0	0	0	0	0	0	0	0	31
19:00	4	6	8	10	3	2	0	0	0	0	0	0	0	33
20:00	0	3	12	4	4	0	0	0	0	0	0	0	0	23
21:00	2	6	4	5	0	0	0	0	0	0	0	0	0	17
22:00	2	1	1	1	2	1	0	0	0	0	0	0	0	8
23:00	0	1	3	1	3	0	0	0	0	0	0	0	0	8
Totals	40	62	138	121	37	5								403
% of Totals	10%	15%	34%	30%	9%	1%								100%

AM Volumes	14	19	22	30	8	2	0	0	0	0	0	0	0	95
% AM	3%	5%	5%	7%	2%	0%								24%
AM Peak Hour	8:00	10:00	7:00	8:00	10:00	10:00								10:00
Volume	5	6	7	9	3	2								22
PM Volumes	26	43	116	91	29	3	0	0	0	0	0	0	0	308
% PM	6%	11%	29%	23%	7%	1%								76%
PM Peak Hour	13:00	19:00	12:00	15:00	17:00	19:00								16:00
Volume	4	6	17	14	5	2								39

Directional Peak Periods	AM 7-9			NOON 12-2			PM 4-6			Off Peak Volumes		
All Speeds	Volume		%	Volume		%	Volume		%	Volume		%
	37	↔	9%	59	↔	15%	67	↔	17%	240	↔	60%

Street Name	Direction	Percentiles					
		15th	50th	Average	85th	95th	ADT
S Orchard Dr	Summary	17	24	23	29	33	403

Prepared by NDS/ATD

Prepared by National Data & Surveying Services

VOLUME

S Orchard Dr Bet. W Olive Ave & W Oak St

Day: Thursday
Date: 1/19/2023

City: Burbank
Project #: CA23_020030_014

DAILY TOTALS	NB	SB	EB	WB	Total
	195	208	0	0	403

AM Period	NB		SB		EB	WB	TOTAL		PM Period	NB		SB		EB	WB	TOTAL	
0:00	0		0		0	0			12:00	2		3		0	0	5	
0:15	0		1		0	0	1		12:15	8		7		0	0	15	
0:30	1		0		0	0	1		12:30	5		4		0	0	9	
0:45	0	1	0	1	0	0		2	12:45	1	16	3	17	0	0	4	33
1:00	0		0		0	0			13:00	5		6		0	0	11	
1:15	0		0		0	0			13:15	4		4		0	0	8	
1:30	0		0		0	0			13:30	2		3		0	0	5	
1:45	0		1	1	0	0	1	1	13:45	1	12	1	14	0	0	2	26
2:00	1		0		0	0	1		14:00	1		0		0	0	1	
2:15	0		0		0	0			14:15	3		5		0	0	8	
2:30	0		0		0	0			14:30	5		2		0	0	7	
2:45	0	1	0		0	0		1	14:45	4	13	4	11	0	0	8	24
3:00	0		0		0	0			15:00	3		4		0	0	7	
3:15	0		0		0	0			15:15	2		8		0	0	10	
3:30	0		0		0	0			15:30	4		7		0	0	11	
3:45	0		0		0	0			15:45	6	15	4	23	0	0	10	38
4:00	0		0		0	0			16:00	4		0		0	0	4	
4:15	0		0		0	0			16:15	2		5		0	0	7	
4:30	0		0		0	0			16:30	4		6		0	0	10	
4:45	2	2	1	1	0	0	3	3	16:45	9	19	9	20	0	0	18	39
5:00	0		0		0	0			17:00	4		4		0	0	8	
5:15	0		0		0	0			17:15	5		4		0	0	9	
5:30	0		0		0	0			17:30	2		4		0	0	6	
5:45	2	2	0		0	0	2	2	17:45	3	14	2	14	0	0	5	28
6:00	1		0		0	0	1		18:00	4		4		0	0	8	
6:15	0		0		0	0			18:15	7		7		0	0	14	
6:30	1		0		0	0	1		18:30	1		2		0	0	3	
6:45	1	3	0		0	0	1	3	18:45	2	14	4	17	0	0	6	31
7:00	3		2		0	0	5		19:00	5		3		0	0	8	
7:15	0		1		0	0	1		19:15	3		6		0	0	9	
7:30	4		1		0	0	5		19:30	2		5		0	0	7	
7:45	5	12	2	6	0	0	7	18	19:45	5	15	4	18	0	0	9	33
8:00	2		2		0	0	4		20:00	3		1		0	0	4	
8:15	2		1		0	0	3		20:15	0		1		0	0	1	
8:30	4		5		0	0	9		20:30	4		9		0	0	13	
8:45	2	10	1	9	0	0	3	19	20:45	2	9	3	14	0	0	5	23
9:00	1		1		0	0	2		21:00	2		4		0	0	6	
9:15	1		3		0	0	4		21:15	3		1		0	0	4	
9:30	0		2		0	0	2		21:30	1		0		0	0	1	
9:45	1	3	0	6	0	0	1	9	21:45	5	11	1	6	0	0	6	17
10:00	1		3		0	0	4		22:00	2		4		0	0	6	
10:15	7		3		0	0	10		22:15	0		0		0	0		
10:30	3		1		0	0	4		22:30	1		1		0	0	2	
10:45	2	13	2	9	0	0	4	22	22:45	0	3	0	5	0	0		8
11:00	1		2		0	0	3		23:00	0		1		0	0	1	
11:15	3		3		0	0	6		23:15	2		4		0	0	6	
11:30	0		1		0	0	1		23:30	0		0		0	0		
11:45	1	5	4	10	0	0	5	15	23:45	0	2	1	6	0	0	1	8
TOTALS		52		43				**95**	**TOTALS**		143		165				**308**
SPLIT %		54.7%		45.3%				**23.6%**	**SPLIT %**		46.4%		53.6%				**76.4%**

DAILY TOTALS	NB	SB	EB	WB	Total
	195	208	0	0	403

AM Peak Hour	11:45	11:45			**11:45**	**PM Peak Hour**	16:30	16:15			**16:30**
AM Pk Volume	16	18			**34**	**PM Pk Volume**	22	24			**45**
Pk Hr Factor	0.500	0.643			**0.567**	**Pk Hr Factor**	0.611	0.667			**0.625**
7 - 9 Volume	22	15	0	0	**37**	**4 - 6 Volume**	33	34	0	0	**67**
7 - 9 Peak Hour	7:30	7:45			**7:45**	**4 - 6 Peak Hour**	16:30	16:15			**16:30**
7 - 9 Pk Volume	13	10	0	0	**23**	**4 - 6 Pk Volume**	22	24	0	0	**45**
Pk Hr Factor	0.650	0.500	0.000	0.000	**0.639**	**Pk Hr Factor**	0.611	0.667	0.000	0.000	**0.625**

Prepared by NDS/ATD

Project #: CA23_020030_014 **City:** Burbank

Location: S Orchard Dr Bet. W Olive Ave & W Oak St **Date:** 1/19/2023

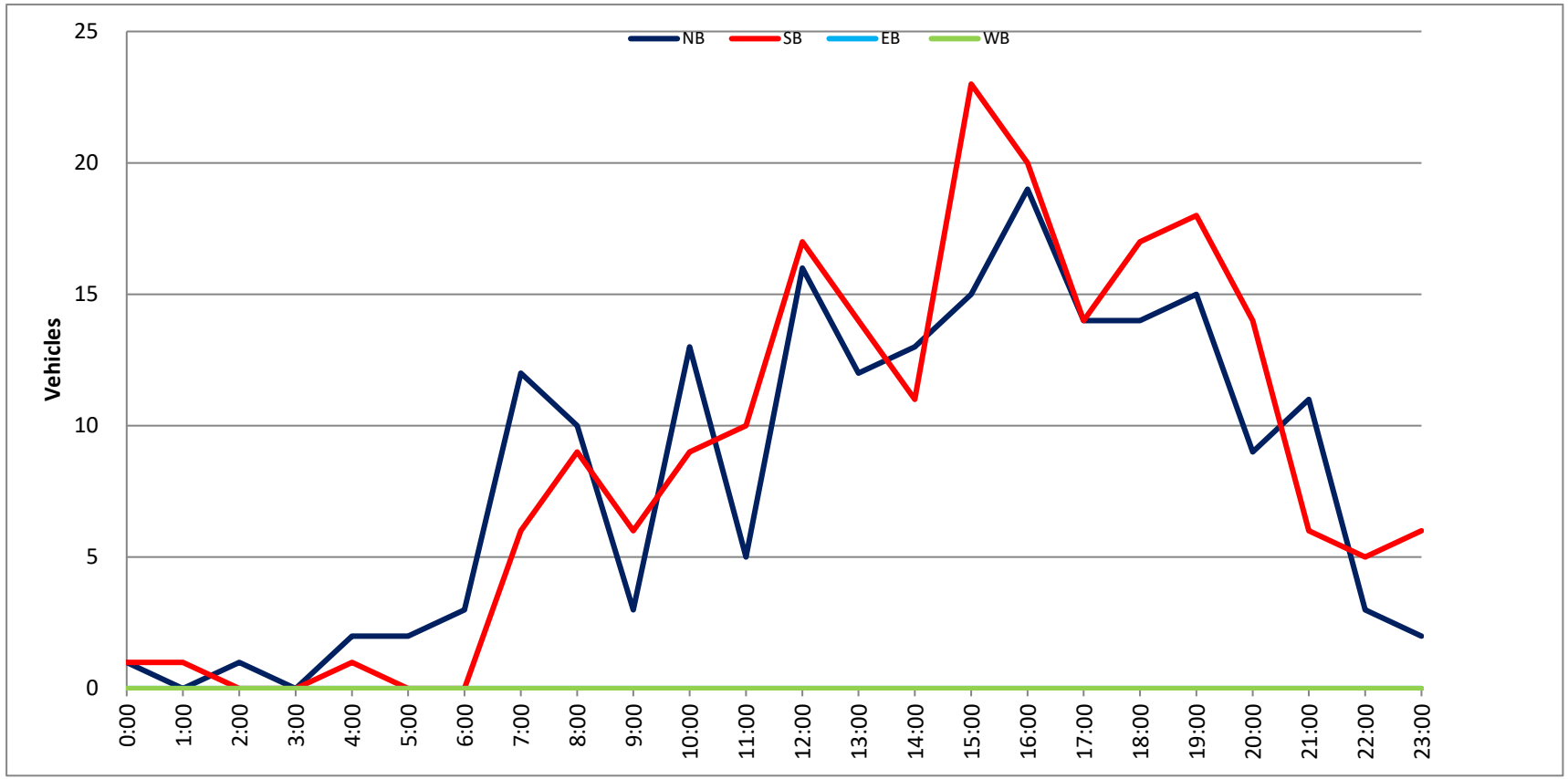

Prepared by National Data & Surveying Services

SPEED

S Reese Pl Bet. W Oak St & W Alameda Ave

Day: Tuesday
Date: 1/31/2023

City: Burbank
Project #: CA23_020030_017n

North Bound

Time	< 15	15 - 19	20 - 24	25 - 29	30 - 34	35 - 39	40 - 44	45 - 49	50 - 54	55 - 59	60 - 64	65 - 69	70 +	Total
0:00 AM	0	0	0	0	0	0	0	0	0	0	0	0	0	0
0:15	0	0	0	0	0	0	0	0	0	0	0	0	0	0
0:30	0	0	0	0	0	0	0	0	0	0	0	0	0	0
0:45	0	0	0	0	0	0	0	0	0	0	0	0	0	0
1:00	0	0	0	0	0	0	0	0	0	0	0	0	0	0
1:15	0	0	0	0	0	0	0	0	0	0	0	0	0	0
1:30	0	0	1	0	0	0	0	0	0	0	0	0	0	1
1:45	0	0	0	0	0	0	0	0	0	0	0	0	0	0
2:00	0	0	0	0	0	0	0	0	0	0	0	0	0	0
2:15	0	0	0	0	0	0	0	0	0	0	0	0	0	0
2:30	0	0	0	0	0	0	0	0	0	0	0	0	0	0
2:45	0	0	0	0	0	0	0	0	0	0	0	0	0	0
3:00	0	0	0	0	0	0	0	0	0	0	0	0	0	0
3:15	0	0	0	0	0	0	0	0	0	0	0	0	0	0
3:30	0	0	1	0	0	0	0	0	0	0	0	0	0	1
3:45	0	0	0	0	0	0	0	0	0	0	0	0	0	0
4:00	0	0	0	0	0	0	0	0	0	0	0	0	0	0
4:15	0	0	0	0	0	0	0	0	0	0	0	0	0	0
4:30	0	0	0	0	0	0	0	0	0	0	0	0	0	0
4:45	0	0	0	0	0	0	0	0	0	0	0	0	0	0
5:00	0	0	0	0	0	0	0	0	0	0	0	0	0	0
5:15	0	0	0	0	1	0	0	0	0	0	0	0	0	1
5:30	0	0	0	0	0	0	0	0	0	0	0	0	0	0
5:45	0	0	0	0	0	0	0	0	0	0	0	0	0	0
6:00	0	0	0	0	0	0	0	0	0	0	0	0	0	0
6:15	0	0	0	0	0	0	0	0	0	0	0	0	0	0
6:30	0	0	0	0	0	0	0	0	0	0	0	0	0	0
6:45	0	0	0	0	0	0	0	0	0	0	0	0	0	0
7:00	0	0	0	0	0	0	0	0	0	0	0	0	0	0
7:15	0	1	0	0	0	0	0	0	0	0	0	0	0	1
7:30	0	0	0	0	0	0	0	0	0	0	0	0	0	0
7:45	0	1	0	0	0	0	0	0	0	0	0	0	0	1
8:00	0	0	0	0	0	0	0	0	0	0	0	0	0	0
8:15	0	0	0	1	0	0	0	0	0	0	0	0	0	1
8:30	0	0	0	0	0	0	0	0	0	0	0	0	0	0
8:45	0	0	1	1	0	0	0	0	0	0	0	0	0	2
9:00	0	0	1	0	0	0	0	0	0	0	0	0	0	1
9:15	0	0	1	0	0	0	0	0	0	0	0	0	0	1
9:30	0	0	0	0	0	0	0	0	0	0	0	0	0	0
9:45	0	0	0	0	0	0	0	0	0	0	0	0	0	0
10:00	0	0	0	1	0	0	0	0	0	0	0	0	0	1
10:15	0	0	0	0	0	0	0	0	0	0	0	0	0	0
10:30	0	0	0	0	0	0	0	0	0	0	0	0	0	0
10:45	0	0	0	0	0	0	0	0	0	0	0	0	0	0
11:00	2	0	0	0	0	0	0	0	0	0	0	0	0	2
11:15	0	0	2	0	0	0	0	0	0	0	0	0	0	2
11:30	0	1	1	0	0	0	0	0	0	0	0	0	0	2
11:45	0	1	1	2	0	0	0	0	0	0	0	0	0	4
12:00 PM	0	0	0	2	0	0	0	0	0	0	0	0	0	2
12:15	0	1	1	0	0	0	0	0	0	0	0	0	0	2
12:30	0	1	0	2	0	0	0	0	0	0	0	0	0	3
12:45	0	1	0	0	0	0	0	0	0	0	0	0	0	1
13:00	0	0	1	0	0	0	0	0	0	0	0	0	0	1
13:15	0	0	0	0	2	0	0	0	0	0	0	0	0	2
13:30	1	0	0	1	1	0	0	0	0	0	0	0	0	2
13:45	1	0	0	0	0	0	0	0	0	0	0	0	0	1
14:00	1	0	0	0	0	0	0	0	0	0	0	0	0	1
14:15	1	0	0	0	0	0	0	0	0	0	0	0	0	1
14:30	0	0	0	0	0	0	0	0	0	0	0	0	0	0
14:45	0	0	2	1	0	0	0	0	0	0	0	0	0	3
15:00	1	0	1	1	0	0	0	0	0	0	0	0	0	3
15:15	0	1	1	1	0	0	0	0	0	0	0	0	0	3
15:30	0	0	1	0	0	0	0	0	0	0	0	0	0	1
15:45	0	1	0	0	0	0	0	0	0	0	0	0	0	1
16:00	0	0	0	0	0	0	0	0	0	0	0	0	0	0
16:15	0	0	3	1	0	0	0	0	0	0	0	0	0	4
16:30	0	1	0	0	0	0	0	0	0	0	0	0	0	1
16:45	0	0	1	1	0	0	0	0	0	0	0	0	0	2
17:00	2	0	0	1	0	0	0	0	0	0	0	0	0	3
17:15	0	0	2	1	0	0	0	0	0	0	0	0	0	3
17:30	0	0	0	0	1	0	0	0	0	0	0	0	0	1
17:45	0	0	0	1	0	0	0	0	0	0	0	0	0	1
18:00	0	0	1	0	1	0	0	0	0	0	0	0	0	2
18:15	0	0	0	0	0	0	0	0	0	0	0	0	0	0
18:30	0	2	1	1	0	0	0	0	0	0	0	0	0	4
18:45	1	0	0	0	0	0	0	0	0	0	0	0	0	1
19:00	0	0	0	0	0	0	0	0	0	0	0	0	0	0
19:15	0	0	0	1	1	0	0	0	0	0	0	0	0	2
19:30	0	0	0	0	1	0	0	0	0	0	0	0	0	1
19:45	0	0	0	0	0	0	0	0	0	0	0	0	0	0
20:00	1	0	1	0	0	0	0	0	0	0	0	0	0	2
20:15	0	0	0	0	0	0	0	0	0	0	0	0	0	0
20:30	0	0	0	0	0	0	0	0	0	0	0	0	0	0
20:45	0	0	0	0	1	0	0	0	0	0	0	0	0	1
21:00	0	0	0	0	0	0	0	0	0	0	0	0	0	0
21:15	0	0	0	0	0	0	0	0	0	0	0	0	0	0
21:30	0	0	0	0	0	0	0	0	0	0	0	0	0	0
21:45	0	0	0	0	0	0	0	0	0	0	0	0	0	0
22:00	0	0	0	0	0	0	0	0	0	0	0	0	0	0
22:15	0	0	0	0	0	0	0	0	0	0	0	0	0	0
22:30	0	0	0	0	0	0	0	0	0	0	0	0	0	0
22:45	0	0	0	0	0	0	0	0	0	0	0	0	0	0
23:00	0	0	0	0	0	0	0	0	0	0	0	0	0	0
23:15	0	0	0	0	0	0	0	0	0	0	0	0	0	0
23:30	0	0	0	0	0	0	0	0	0	0	0	0	0	0
23:45	0	0	0	0	0	0	0	0	0	0	0	0	0	0
Totals	**10**	**12**	**25**	**20**	**9**									**76**
% of Totals	13%	16%	33%	26%	12%									100%

AM Volumes	2	4	9	5	3	0	0	0	0	0	0	0	0	23
% AM	3%	5%	12%	7%	1%									28%
AM Peak Hour	10:15	11:30	11:00	11:45	4:30									11:45
Volume	2	3	4	6	1									11
PM Volumes	8	8	16	15	8	0	0	0	0	0	0	0	0	55
% PM	11%	11%	21%	20%	11%									72%
PM Peak Hour	13:30	12:00	14:45	12:00	12:45									14:45
Volume	3	3	5	4	3									10

Directional Peak Periods	**AM 7-9**			**NOON 12-2**			**PM 4-6**			**Off Peak Volumes**		
All Classes	Volume	⟷	%	Volume	⟷	%	Volume	⟷	%	Volume	⟷	%
	5		7%	14		18%	15		20%	42		55%

Street Name	Direction	Percentiles					
		15th	50th	Average	85th	95th	ADT
S Reese Pl	North Bound	16	23	23	29	33	76
S Reese Pl	South Bound	12	23	22	29	33	78

Prepared by National Data & Surveying Services

SPEED

S Reese Pl Bet. W Oak St & W Alameda Ave

Day: Tuesday
Date: 1/31/2023

City: Burbank
Project #: CA23_020030_017s

South Bound

Time	< 15	15 - 19	20 - 24	25 - 29	30 - 34	35 - 39	40 - 44	45 - 49	50 - 54	55 - 59	60 - 64	65 - 69	70 +	Total
0:00 AM	0	0	0	0	0	0	0	0	0	0	0	0	0	0
0:15	0	0	0	0	0	0	0	0	0	0	0	0	0	0
0:30	0	0	0	0	0	0	0	0	0	0	0	0	0	0
0:45	0	0	0	0	0	0	0	0	0	0	0	0	0	0
1:00	0	0	0	0	0	0	0	0	0	0	0	0	0	0
1:15	0	0	0	0	0	0	0	0	0	0	0	0	0	0
1:30	1	0	0	0	0	0	0	0	0	0	0	0	0	1
1:45	0	0	0	0	0	0	0	0	0	0	0	0	0	0
2:00	0	0	0	0	0	0	0	0	0	0	0	0	0	0
2:15	0	0	0	0	0	0	0	0	0	0	0	0	0	0
2:30	0	0	0	0	0	0	0	0	0	0	0	0	0	0
2:45	0	0	0	0	0	0	0	0	0	0	0	0	0	0
3:00	0	0	0	0	0	0	0	0	0	0	0	0	0	0
3:15	0	0	0	0	0	0	0	0	0	0	0	0	0	0
3:30	0	0	0	0	0	0	0	0	0	0	0	0	0	0
3:45	0	0	0	0	0	0	0	0	0	0	0	0	0	0
4:00	0	0	0	0	0	0	0	0	0	0	0	0	0	0
4:15	0	0	0	0	0	0	0	0	0	0	0	0	0	0
4:30	0	0	0	0	0	0	0	0	0	0	0	0	0	0
4:45	0	0	0	0	0	0	0	0	0	0	0	0	0	0
5:00	0	0	0	0	0	0	0	0	0	0	0	0	0	0
5:15	0	0	0	0	0	0	0	0	0	0	0	0	0	0
5:30	1	0	0	0	1	0	0	0	0	0	0	0	0	2
5:45	0	0	0	0	0	0	0	0	0	0	0	0	0	0
6:00	0	0	0	0	0	0	0	0	0	0	0	0	0	0
6:15	0	0	0	1	0	0	0	0	0	0	0	0	0	1
6:30	0	0	2	0	0	0	0	0	0	0	0	0	0	2
6:45	0	0	0	0	0	0	0	0	0	0	0	0	0	0
7:00	0	0	0	0	0	0	0	0	0	0	0	0	0	0
7:15	0	0	0	0	0	0	0	0	0	0	0	0	0	0
7:30	0	0	0	0	0	0	0	0	0	0	0	0	0	0
7:45	0	0	0	0	1	0	0	0	0	0	0	0	0	1
8:00	0	0	0	0	0	0	0	0	0	0	0	0	0	0
8:15	0	0	0	0	0	0	0	0	0	0	0	0	0	0
8:30	1	0	0	0	0	0	0	0	0	0	0	0	0	1
8:45	0	0	1	2	0	0	0	0	0	0	0	0	0	3
9:00	0	1	0	0	0	0	0	0	0	0	0	0	0	1
9:15	1	0	1	0	0	0	0	0	0	0	0	0	0	2
9:30	0	0	0	0	0	0	0	0	0	0	0	0	0	0
9:45	0	0	0	0	1	0	0	0	0	0	0	0	0	1
10:00	0	0	1	1	0	0	0	0	0	0	0	0	0	2
10:15	0	0	0	0	1	0	0	0	0	0	0	0	0	1
10:30	0	0	0	0	0	0	0	0	0	0	0	0	0	0
10:45	0	0	0	0	0	0	0	0	0	0	0	0	0	0
11:00	0	1	0	0	0	0	0	0	0	0	0	0	0	1
11:15	1	0	2	1	1	0	0	0	0	0	0	0	0	5
11:30	0	0	0	0	0	0	0	0	0	0	0	0	0	0
11:45	0	1	2	0	0	0	0	0	0	0	0	0	0	3
12:00 PM	0	1	0	0	0	0	0	0	0	0	0	0	0	1
12:15	0	1	0	0	0	0	0	0	0	0	0	0	0	1
12:30	0	1	1	0	0	0	0	0	0	0	0	0	0	2
12:45	0	0	0	2	1	0	0	0	0	0	0	0	0	3
13:00	0	0	0	0	0	0	0	0	0	0	0	0	0	0
13:15	0	0	0	1	1	0	0	0	0	0	0	0	0	2
13:30	0	0	0	1	0	0	0	0	0	0	0	0	0	1
13:45	0	0	0	0	0	0	0	0	0	0	0	0	0	0
14:00	0	0	0	0	0	0	0	0	0	0	0	0	0	0
14:15	2	0	0	0	0	0	0	0	0	0	0	0	0	2
14:30	0	1	0	0	0	0	0	0	0	0	0	0	0	1
14:45	0	0	2	1	0	0	0	0	0	0	0	0	0	3
15:00	1	0	0	1	0	0	0	0	0	0	0	0	0	2
15:15	0	0	0	0	0	0	0	0	0	0	0	0	0	0
15:30	0	0	1	1	0	0	0	0	0	0	0	0	0	2
15:45	0	0	3	0	1	0	0	0	0	0	0	0	0	4
16:00	0	0	0	0	0	0	0	0	0	0	0	0	0	0
16:15	0	1	0	1	0	0	0	0	0	0	0	0	0	2
16:30	1	0	1	1	0	0	0	0	0	0	0	0	0	3
16:45	2	0	0	1	0	0	0	0	0	0	0	0	0	3
17:00	0	1	0	0	0	0	0	0	0	0	0	0	0	1
17:15	1	0	2	1	0	0	0	0	0	0	0	0	0	4
17:30	1	0	0	0	0	0	0	0	0	0	0	0	0	1
17:45	1	0	0	0	0	0	0	0	0	0	0	0	0	1
18:00	0	0	1	0	0	0	0	0	0	0	0	0	0	1
18:15	0	0	0	1	0	0	0	0	0	0	0	0	0	1
18:30	0	0	2	0	1	0	0	0	0	0	0	0	0	3
18:45	0	0	1	1	0	0	0	0	0	0	0	0	0	2
19:00	0	0	0	0	0	0	0	0	0	0	0	0	0	0
19:15	1	0	0	0	0	0	0	0	0	0	0	0	0	1
19:30	0	0	0	0	0	0	0	0	0	0	0	0	0	0
19:45	0	0	0	0	0	0	0	0	0	0	0	0	0	0
20:00	0	0	0	1	0	0	0	0	0	0	0	0	0	1
20:15	0	0	0	1	0	0	0	0	0	0	0	0	0	1
20:30	0	0	1	0	0	0	0	0	0	0	0	0	0	1
20:45	1	0	0	0	0	0	0	0	0	0	0	0	0	1
21:00	0	0	0	0	0	0	0	0	0	0	0	0	0	0
21:15	0	0	0	0	0	0	0	0	0	0	0	0	0	0
21:30	0	0	0	0	0	0	0	0	0	0	0	0	0	0
21:45	0	0	0	0	0	0	0	0	0	0	0	0	0	0
22:00	0	0	0	0	0	0	0	0	0	0	0	0	0	0
22:15	0	0	0	0	0	0	0	0	0	0	0	0	0	0
22:30	0	0	0	0	0	0	0	0	0	0	0	0	0	0
22:45	0	0	0	0	0	0	0	0	0	0	0	0	0	0
23:00	0	0	0	0	0	0	0	0	0	0	0	0	0	0
23:15	0	0	0	0	0	0	0	0	0	0	0	0	0	0
23:30	0	0	0	0	0	0	0	0	0	0	0	0	0	0
23:45	0	0	0	0	0	0	0	0	0	0	0	0	0	0
Totals	16	9	24	20	9									78
% of Totals	21%	12%	31%	26%	12%									100%

AM Volumes	5	3	9	5	5	0	0	0	0	0	0	0	0	27
% AM	6%	4%	12%	6%	6%									35%
AM Peak Hour	8:30	11:45	11:00	8:00	9:30									11:00
Volume	2	4	4	2	2									9
PM Volumes	11	6	15	15	4	0	0	0	0	0	0	0	0	51
% PM	14%	8%	19%	19%	5%									65%
PM Peak Hour	16:30	12:00	15:00	12:45	12:30									16:30
Volume	4	3	4	4	2									11

Directional Peak Periods	AM 7-9			NOON 12-2			PM 4-6			Off Peak Volumes		
All Classes	Volume	⟷	%	Volume	⟷	%	Volume	⟷	%	Volume	⟷	%
	5	⟷	6%	10	⟷	13%	15	⟷	19%	48	⟷	62%

Street Name	Direction	Percentiles					
		15th	50th	Average	85th	95th	ADT
S Reese Pl	North Bound	16	23	23	29	33	76
S Reese Pl	South Bound	12	23	22	29	33	78

Prepared by National Data & Surveying Services

SPEED

S Reese Pl Bet. W Oak St & W Alameda Ave

Day: Tuesday
Date: 1/31/2023

City: Burbank
Project #: CA23_020030_017

Summary

Time	< 15	15 - 19	20 - 24	25 - 29	30 - 34	35 - 39	40 - 44	45 - 49	50 - 54	55 - 59	60 - 64	65 - 69	70 +	Total
0:00 AM	0	0	0	0	0	0	0	0	0	0	0	0	0	0
0:15	0	0	0	0	0	0	0	0	0	0	0	0	0	0
0:30	0	0	0	0	0	0	0	0	0	0	0	0	0	0
0:45	0	0	0	0	0	0	0	0	0	0	0	0	0	0
1:00	0	0	0	0	0	0	0	0	0	0	0	0	0	0
1:15	0	0	0	0	0	0	0	0	0	0	0	0	0	0
1:30	1	0	1	0	0	0	0	0	0	0	0	0	0	2
1:45	0	0	0	0	0	0	0	0	0	0	0	0	0	0
2:00	0	0	0	0	0	0	0	0	0	0	0	0	0	0
2:15	0	0	0	0	0	0	0	0	0	0	0	0	0	0
2:30	0	0	0	0	0	0	0	0	0	0	0	0	0	0
2:45	0	0	0	0	0	0	0	0	0	0	0	0	0	0
3:00	0	0	0	0	0	0	0	0	0	0	0	0	0	0
3:15	0	0	0	0	0	0	0	0	0	0	0	0	0	0
3:30	0	0	1	0	0	0	0	0	0	0	0	0	0	1
3:45	0	0	0	0	0	0	0	0	0	0	0	0	0	0
4:00	0	0	0	0	0	0	0	0	0	0	0	0	0	0
4:15	0	0	0	0	0	0	0	0	0	0	0	0	0	0
4:30	0	0	0	0	0	0	0	0	0	0	0	0	0	0
4:45	0	0	0	0	0	0	0	0	0	0	0	0	0	0
5:00	0	0	0	0	0	0	0	0	0	0	0	0	0	0
5:15	0	0	0	0	1	0	0	0	0	0	0	0	0	1
5:30	1	0	0	0	1	0	0	0	0	0	0	0	0	2
5:45	0	0	0	0	0	0	0	0	0	0	0	0	0	0
6:00	0	0	0	0	0	0	0	0	0	0	0	0	0	0
6:15	0	0	0	1	0	0	0	0	0	0	0	0	0	1
6:30	0	0	2	0	0	0	0	0	0	0	0	0	0	2
6:45	0	0	0	0	0	0	0	0	0	0	0	0	0	0
7:00	0	0	0	0	0	0	0	0	0	0	0	0	0	0
7:15	0	1	0	0	0	0	0	0	0	0	0	0	0	1
7:30	0	0	0	0	0	0	0	0	0	0	0	0	0	0
7:45	0	1	0	0	1	0	0	0	0	0	0	0	0	2
8:00	0	0	0	0	0	0	0	0	0	0	0	0	0	0
8:15	0	0	0	1	0	0	0	0	0	0	0	0	0	1
8:30	1	0	0	0	0	0	0	0	0	0	0	0	0	1
8:45	0	0	2	3	0	0	0	0	0	0	0	0	0	5
9:00	0	1	1	0	0	0	0	0	0	0	0	0	0	2
9:15	1	0	2	0	0	0	0	0	0	0	0	0	0	3
9:30	0	0	0	0	0	0	0	0	0	0	0	0	0	0
9:45	0	0	0	0	1	0	0	0	0	0	0	0	0	1
10:00	0	0	1	2	0	0	0	0	0	0	0	0	0	3
10:15	0	0	0	0	1	0	0	0	0	0	0	0	0	1
10:30	0	0	0	0	0	0	0	0	0	0	0	0	0	0
10:45	0	0	0	0	0	0	0	0	0	0	0	0	0	0
11:00	2	1	0	0	0	0	0	0	0	0	0	0	0	3
11:15	1	0	4	1	1	0	0	0	0	0	0	0	0	7
11:30	0	1	1	0	0	0	0	0	0	0	0	0	0	2
11:45	0	2	3	2	0	0	0	0	0	0	0	0	0	7
12:00 PM	0	1	0	2	0	0	0	0	0	0	0	0	0	3
12:15	0	2	1	0	0	0	0	0	0	0	0	0	0	3
12:30	0	2	1	2	0	0	0	0	0	0	0	0	0	5
12:45	0	1	0	2	1	0	0	0	0	0	0	0	0	4
13:00	0	0	1	0	0	0	0	0	0	0	0	0	0	1
13:15	0	0	0	1	3	0	0	0	0	0	0	0	0	4
13:30	0	0	0	2	1	0	0	0	0	0	0	0	0	3
13:45	1	0	0	0	0	0	0	0	0	0	0	0	0	1
14:00	1	0	0	0	0	0	0	0	0	0	0	0	0	1
14:15	3	0	0	0	0	0	0	0	0	0	0	0	0	3
14:30	0	1	0	0	0	0	0	0	0	0	0	0	0	1
14:45	0	0	4	2	0	0	0	0	0	0	0	0	0	6
15:00	2	0	1	2	0	0	0	0	0	0	0	0	0	5
15:15	0	1	1	1	0	0	0	0	0	0	0	0	0	3
15:30	0	0	2	1	0	0	0	0	0	0	0	0	0	3
15:45	0	1	3	0	1	0	0	0	0	0	0	0	0	5
16:00	0	0	0	0	0	0	0	0	0	0	0	0	0	0
16:15	0	1	3	2	0	0	0	0	0	0	0	0	0	6
16:30	1	1	1	1	0	0	0	0	0	0	0	0	0	4
16:45	2	0	1	2	0	0	0	0	0	0	0	0	0	5
17:00	2	1	0	1	0	0	0	0	0	0	0	0	0	4
17:15	1	0	4	2	0	0	0	0	0	0	0	0	0	7
17:30	1	0	0	0	1	0	0	0	0	0	0	0	0	2
17:45	1	0	0	1	0	0	0	0	0	0	0	0	0	2
18:00	0	0	2	0	1	0	0	0	0	0	0	0	0	3
18:15	0	0	0	1	0	0	0	0	0	0	0	0	0	1
18:30	0	2	3	1	1	0	0	0	0	0	0	0	0	7
18:45	1	0	1	1	0	0	0	0	0	0	0	0	0	3
19:00	0	0	0	0	0	0	0	0	0	0	0	0	0	0
19:15	1	0	0	1	1	0	0	0	0	0	0	0	0	3
19:30	0	0	0	0	1	0	0	0	0	0	0	0	0	1
19:45	0	0	0	0	0	0	0	0	0	0	0	0	0	0
20:00	1	0	1	1	0	0	0	0	0	0	0	0	0	3
20:15	0	0	0	1	0	0	0	0	0	0	0	0	0	1
20:30	0	0	1	0	0	0	0	0	0	0	0	0	0	1
20:45	1	0	0	0	1	0	0	0	0	0	0	0	0	2
21:00	0	0	0	0	0	0	0	0	0	0	0	0	0	0
21:15	0	0	0	0	0	0	0	0	0	0	0	0	0	0
21:30	0	0	0	0	0	0	0	0	0	0	0	0	0	0
21:45	0	0	0	0	0	0	0	0	0	0	0	0	0	0
22:00	0	0	0	0	0	0	0	0	0	0	0	0	0	0
22:15	0	0	0	0	0	0	0	0	0	0	0	0	0	0
22:30	0	0	0	0	0	0	0	0	0	0	0	0	0	0
22:45	0	0	0	0	0	0	0	0	0	0	0	0	0	0
23:00	0	0	0	0	0	0	0	0	0	0	0	0	0	0
23:15	0	0	0	0	0	0	0	0	0	0	0	0	0	0
23:30	0	0	0	0	0	0	0	0	0	0	0	0	0	0
23:45	0	0	0	0	0	0	0	0	0	0	0	0	0	0
Totals	26	21	49	40	18									154
% of Totals	17%	14%	32%	26%	12%									100%

AM Volumes	7	7	18	10	6	0	0	0	0	0	0	0	0	48
% AM	5%	5%	12%	6%	4%									31%
AM Peak Hour	10:30	11:45	11:00	11:45	4:45									11:00
Volume	3	7	8	6	2									19
PM Volumes	19	14	31	30	12	0	0	0	0	0	0	0	0	106
% PM	12%	9%	20%	19%	8%									69%
PM Peak Hour	16:30	12:00	14:45	12:00	12:45									16:30
Volume	6	6	8	6	5									20

Directional Peak Periods	AM 7-9			NOON 12-2			PM 4-6			Off Peak Volumes		
All Classes	Volume	⟷	%	Volume	⟷	%	Volume	⟷	%	Volume	⟷	%
	10		6%	24		16%	30		19%	90		58%

Street Name	Direction	Percentiles					
		15th	50th	Average	85th	95th	ADT
S Reese Pl	Summary	14	23	22	29	33	154

Prepared by National Data & Surveying Services

SPEED

S Reese Pl Bet. W Oak St & W Alameda Ave

Day: Tuesday
Date: 1/31/2023

City: Burbank
Project #: CA23_020030_017n

North Bound

Time	< 15	15 - 19	20 - 24	25 - 29	30 - 34	35 - 39	40 - 44	45 - 49	50 - 54	55 - 59	60 - 64	65 - 69	70 +	Total
0:00 AM	0	0	0	0	0	0	0	0	0	0	0	0	0	0
1:00	0	0	1	0	0	0	0	0	0	0	0	0	0	1
2:00	0	0	0	0	0	0	0	0	0	0	0	0	0	0
3:00	0	0	1	0	0	0	0	0	0	0	0	0	0	1
4:00	0	0	0	0	0	0	0	0	0	0	0	0	0	0
5:00	0	0	0	0	1	0	0	0	0	0	0	0	0	1
6:00	0	0	0	0	0	0	0	0	0	0	0	0	0	0
7:00	0	2	0	0	0	0	0	0	0	0	0	0	0	2
8:00	0	0	1	2	0	0	0	0	0	0	0	0	0	3
9:00	0	0	2	0	0	0	0	0	0	0	0	0	0	2
10:00	0	0	0	1	0	0	0	0	0	0	0	0	0	1
11:00	2	2	4	2	0	0	0	0	0	0	0	0	0	10
12:00 PM	0	3	1	4	0	0	0	0	0	0	0	0	0	8
13:00	1	0	1	1	3	0	0	0	0	0	0	0	0	6
14:00	2	0	2	1	0	0	0	0	0	0	0	0	0	5
15:00	1	2	3	2	0	0	0	0	0	0	0	0	0	8
16:00	0	1	4	2	0	0	0	0	0	0	0	0	0	7
17:00	2	0	2	3	1	0	0	0	0	0	0	0	0	8
18:00	1	2	2	1	1	0	0	0	0	0	0	0	0	7
19:00	0	0	0	1	2	0	0	0	0	0	0	0	0	3
20:00	1	0	1	0	1	0	0	0	0	0	0	0	0	3
21:00	0	0	0	0	0	0	0	0	0	0	0	0	0	0
22:00	0	0	0	0	0	0	0	0	0	0	0	0	0	0
23:00	0	0	0	0	0	0	0	0	0	0	0	0	0	0
Totals	10	12	25	20	9									76
% of Totals	13%	16%	33%	26%	12%									100%

AM Volumes	2	4	9	5	1	0	0	0	0	0	0	0	0	21
% AM	3%	5%	12%	7%	1%									28%
AM Peak Hour	11:00	7:00	11:00	8:00	5:00									11:00
Volume	2	2	4	2	1									10
PM Volumes	8	8	16	15	8	0	0	0	0	0	0	0	0	55
% PM	11%	11%	21%	20%	11%									72%
PM Peak Hour	14:00	12:00	16:00	12:00	13:00									12:00
Volume	2	3	4	4	3									8

Directional Peak Periods	AM 7-9			NOON 12-2			PM 4-6			Off Peak Volumes		
All Speeds	Volume		%	Volume		%	Volume		%	Volume		%
	5	↔	7%	14	↔	18%	15	↔	20%	42	↔	55%

Street Name	Direction	Percentiles					
		15th	50th	Average	85th	95th	ADT
S Reese Pl	North Bound	16	23	23	29	33	76
S Reese Pl	South Bound	12	23	22	29	33	78

Prepared by National Data & Surveying Services

SPEED

S Reese Pl Bet. W Oak St & W Alameda Ave

Day: Tuesday
Date: 1/31/2023

City: Burbank
Project #: CA23_020030_017s

South Bound

Time	< 15	15 - 19	20 - 24	25 - 29	30 - 34	35 - 39	40 - 44	45 - 49	50 - 54	55 - 59	60 - 64	65 - 69	70 +	Total
0:00 AM	0	0	0	0	0	0	0	0	0	0	0	0	0	0
1:00	1	0	0	0	0	0	0	0	0	0	0	0	0	1
2:00	0	0	0	0	0	0	0	0	0	0	0	0	0	0
3:00	0	0	0	0	0	0	0	0	0	0	0	0	0	0
4:00	0	0	0	0	0	0	0	0	0	0	0	0	0	0
5:00	1	0	0	0	1	0	0	0	0	0	0	0	0	2
6:00	0	0	2	1	0	0	0	0	0	0	0	0	0	3
7:00	0	0	0	0	1	0	0	0	0	0	0	0	0	1
8:00	1	0	1	2	0	0	0	0	0	0	0	0	0	4
9:00	1	1	1	0	1	0	0	0	0	0	0	0	0	4
10:00	0	0	1	1	1	0	0	0	0	0	0	0	0	3
11:00	1	2	4	1	1	0	0	0	0	0	0	0	0	9
12:00 PM	0	3	1	2	1	0	0	0	0	0	0	0	0	7
13:00	0	0	0	2	1	0	0	0	0	0	0	0	0	3
14:00	2	1	2	1	0	0	0	0	0	0	0	0	0	6
15:00	1	0	4	2	1	0	0	0	0	0	0	0	0	8
16:00	3	1	1	3	0	0	0	0	0	0	0	0	0	8
17:00	3	1	2	1	0	0	0	0	0	0	0	0	0	7
18:00	0	0	4	2	1	0	0	0	0	0	0	0	0	7
19:00	1	0	0	0	0	0	0	0	0	0	0	0	0	1
20:00	1	0	1	2	0	0	0	0	0	0	0	0	0	4
21:00	0	0	0	0	0	0	0	0	0	0	0	0	0	0
22:00	0	0	0	0	0	0	0	0	0	0	0	0	0	0
23:00	0	0	0	0	0	0	0	0	0	0	0	0	0	0
Totals	16	9	24	20	9									78
% of Totals	21%	12%	31%	26%	12%									100%

AM Volumes	5	3	9	5	5	0	0	0	0	0	0	0	0	27
% AM	6%	4%	12%	6%	6%									35%
AM Peak Hour	1:00	11:00	11:00	8:00	5:00									11:00
Volume	1	2	4	2	1									9
PM Volumes	11	6	15	15	4	0	0	0	0	0	0	0	0	51
% PM	14%	8%	19%	19%	5%									65%
PM Peak Hour	16:00	12:00	15:00	16:00	12:00									15:00
Volume	3	3	4	3	1									8

Directional Peak Periods	AM 7-9			NOON 12-2			PM 4-6			Off Peak Volumes		
All Speeds	Volume		%	Volume		%	Volume		%	Volume		%
	5	↔	6%	10	↔	13%	15	↔	19%	48	↔	62%

Street Name	Direction	Percentiles					
		15th	50th	Average	85th	95th	ADT
S Reese Pl	North Bound	16	23	23	29	33	76
S Reese Pl	South Bound	12	23	22	29	33	78

Prepared by National Data & Surveying Services

SPEED

S Reese Pl Bet. W Oak St & W Alameda Ave

Day: Tuesday
Date: 1/31/2023

City: Burbank
Project #: CA23_020030_017

Summary

Time	< 15	15 - 19	20 - 24	25 - 29	30 - 34	35 - 39	40 - 44	45 - 49	50 - 54	55 - 59	60 - 64	65 - 69	70 +	Total
0:00 AM	0	0	0	0	0	0	0	0	0	0	0	0	0	0
1:00	1	0	1	0	0	0	0	0	0	0	0	0	0	2
2:00	0	0	0	0	0	0	0	0	0	0	0	0	0	0
3:00	0	0	1	0	0	0	0	0	0	0	0	0	0	1
4:00	0	0	0	0	0	0	0	0	0	0	0	0	0	0
5:00	1	0	0	0	2	0	0	0	0	0	0	0	0	3
6:00	0	0	2	1	0	0	0	0	0	0	0	0	0	3
7:00	0	2	0	0	1	0	0	0	0	0	0	0	0	3
8:00	1	0	2	4	0	0	0	0	0	0	0	0	0	7
9:00	1	1	3	0	1	0	0	0	0	0	0	0	0	6
10:00	0	0	1	2	1	0	0	0	0	0	0	0	0	4
11:00	3	4	8	3	1	0	0	0	0	0	0	0	0	19
12:00 PM	0	6	2	6	1	0	0	0	0	0	0	0	0	15
13:00	1	0	1	3	4	0	0	0	0	0	0	0	0	9
14:00	4	1	4	2	0	0	0	0	0	0	0	0	0	11
15:00	2	2	7	4	1	0	0	0	0	0	0	0	0	16
16:00	3	2	5	5	0	0	0	0	0	0	0	0	0	15
17:00	5	1	4	4	1	0	0	0	0	0	0	0	0	15
18:00	1	2	6	3	2	0	0	0	0	0	0	0	0	14
19:00	1	0	0	1	2	0	0	0	0	0	0	0	0	4
20:00	2	0	2	2	1	0	0	0	0	0	0	0	0	7
21:00	0	0	0	0	0	0	0	0	0	0	0	0	0	0
22:00	0	0	0	0	0	0	0	0	0	0	0	0	0	0
23:00	0	0	0	0	0	0	0	0	0	0	0	0	0	0
Totals	26	21	49	40	18									154
% of Totals	17%	14%	32%	26%	12%									100%

AM Volumes	7	7	18	10	6	0	0	0	0	0	0	0	0	48
% AM	5%	5%	12%	6%	4%									31%
AM Peak Hour	11:00	11:00	11:00	8:00	5:00									11:00
Volume	3	4	8	4	2									19
PM Volumes	19	14	31	30	12	0	0	0	0	0	0	0	0	106
% PM	12%	9%	20%	19%	8%									69%
PM Peak Hour	17:00	12:00	15:00	12:00	13:00									15:00
Volume	5	6	7	6	4									16

Directional Peak Periods	AM 7-9			NOON 12-2			PM 4-6			Off Peak Volumes		
All Speeds	Volume	↔	%	Volume	↔	%	Volume	↔	%	Volume	↔	%
	10	↔	6%	24	↔	16%	30	↔	19%	90	↔	58%

Street Name	Direction	Percentiles					
		15th	50th	Average	85th	95th	ADT
S Reese Pl	Summary	14	23	22	29	33	154

Prepared by NDS/ATD

Prepared by National Data & Surveying Services

VOLUME

S Reese Pl Bet. W Oak St & W Alameda Ave

Day: Tuesday
Date: 1/31/2023

City: Burbank
Project #: CA23_020030_017

DAILY TOTALS	NB	SB	EB	WB	Total
	76	78	0	0	154

AM Period	NB		SB		EB	WB	TOTAL		PM Period	NB		SB		EB	WB	TOTAL	
0:00	0		0		0	0			12:00	2		1		0	0	3	
0:15	0		0		0	0			12:15	2		1		0	0	3	
0:30	0		0		0	0			12:30	3		2		0	0	5	
0:45	0		0		0	0			12:45	1	8	3	7	0	0	4	15
1:00	0		0		0	0			13:00	1		0		0	0	1	
1:15	0		0		0	0			13:15	2		2		0	0	4	
1:30	1		1		0	0	2		13:30	2		1		0	0	3	
1:45	0	1	0	1	0	0		2	13:45	1	6	0	3	0	0	1	9
2:00	0		0		0	0			14:00	1		0		0	0	1	
2:15	0		0		0	0			14:15	1		2		0	0	3	
2:30	0		0		0	0			14:30	0		1		0	0	1	
2:45	0		0		0	0			14:45	3	5	3	6	0	0	6	11
3:00	0		0		0	0			15:00	3		2		0	0	5	
3:15	0		0		0	0			15:15	3		0		0	0	3	
3:30	1		0		0	0	1		15:30	1		2		0	0	3	
3:45	0	1	0		0	0		1	15:45	1	8	4	8	0	0	5	16
4:00	0		0		0	0			16:00	0		0		0	0		
4:15	0		0		0	0			16:15	4		2		0	0	6	
4:30	0		0		0	0			16:30	1		3		0	0	4	
4:45	0		0		0	0			16:45	2	7	3	8	0	0	5	15
5:00	0		0		0	0			17:00	3		1		0	0	4	
5:15	1		0		0	0	1		17:15	3		4		0	0	7	
5:30	0		2		0	0	2		17:30	1		1		0	0	2	
5:45	0	1	0	2	0	0		3	17:45	1	8	1	7	0	0	2	15
6:00	0		0		0	0			18:00	2		1		0	0	3	
6:15	0		1		0	0	1		18:15	0		1		0	0	1	
6:30	0		2		0	0	2		18:30	4		3		0	0	7	
6:45	0		0	3	0	0		3	18:45	1	7	2	7	0	0	3	14
7:00	0		0		0	0			19:00	0		0		0	0		
7:15	1		0		0	0	1		19:15	2		1		0	0	3	
7:30	0		0		0	0			19:30	1		0		0	0	1	
7:45	1	2	1	1	0	0	2	3	19:45	0	3	0	1	0	0		4
8:00	0		0		0	0			20:00	2		1		0	0	3	
8:15	1		0		0	0	1		20:15	0		1		0	0	1	
8:30	0		1		0	0	1		20:30	0		1		0	0	1	
8:45	2	3	3	4	0	0	5	7	20:45	1	3	1	4	0	0	2	7
9:00	1		1		0	0	2		21:00	0		0		0	0		
9:15	1		2		0	0	3		21:15	0		0		0	0		
9:30	0		0		0	0			21:30	0		0		0	0		
9:45	0	2	1	4	0	0	1	6	21:45	0		0		0	0		
10:00	1		2		0	0	3		22:00	0		0		0	0		
10:15	0		1		0	0	1		22:15	0		0		0	0		
10:30	0		0		0	0			22:30	0		0		0	0		
10:45	0	1	0	3	0	0		4	22:45	0		0		0	0		
11:00	2		1		0	0	3		23:00	0		0		0	0		
11:15	2		5		0	0	7		23:15	0		0		0	0		
11:30	2		0		0	0	2		23:30	0		0		0	0		
11:45	4	10	3	9	0	0	7	19	23:45	0		0		0	0		
TOTALS		21		27				48	TOTALS		55		51				106
SPLIT %		43.8%		56.3%				31.2%	SPLIT %		51.9%		48.1%				68.8%

DAILY TOTALS	NB	SB	EB	WB	Total
	76	78	0	0	154

AM Peak Hour	11:45	11:00			11:00	PM Peak Hour	14:45	16:30			16:30
AM Pk Volume	11	9			19	PM Pk Volume	10	11			20
Pk Hr Factor	0.688	0.450			0.679	Pk Hr Factor	0.833	0.688			0.714
7 - 9 Volume	5	5	0	0	10	4 - 6 Volume	15	15	0	0	30
7 - 9 Peak Hour	8:00	8:00			8:00	4 - 6 Peak Hour	16:15	16:30			16:30
7 - 9 Pk Volume	3	4	0	0	7	4 - 6 Pk Volume	10	11	0	0	20
Pk Hr Factor	0.375	0.333	0.000	0.000	0.350	Pk Hr Factor	0.625	0.688	0.000	0.000	0.714

Prepared by NDS/ATD

Project #: CA23_020030_017 **City:** Burbank

Location: S Reese Pl Bet. W Oak St & W Alameda Ave **Date:** 1/31/2023

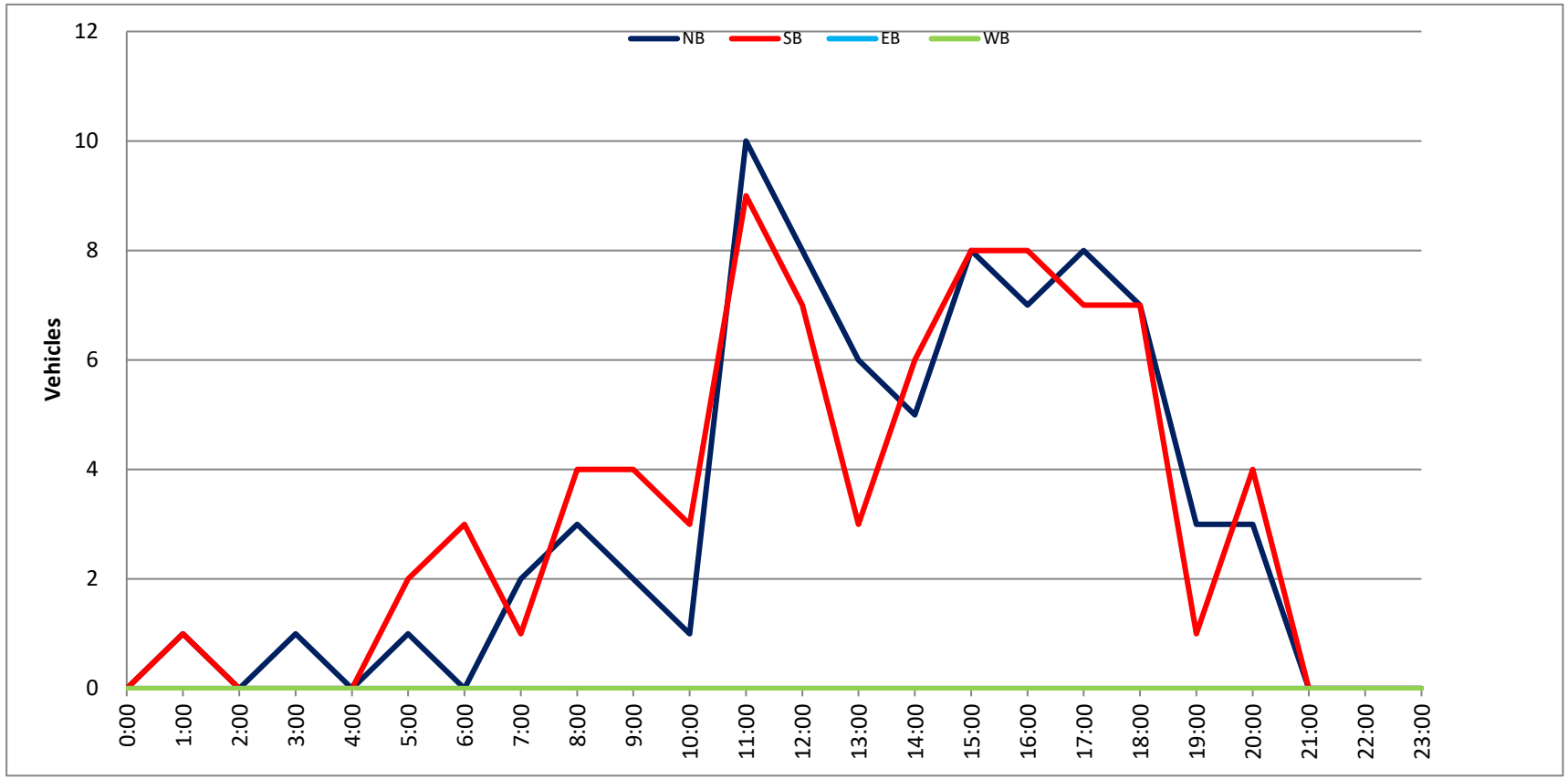

Prepared by National Data & Surveying Services

SPEED

S Reese Pl Bet. W Oak St & W Alameda Ave

Day: Wednesday
Date: 2/1/2023

City: Burbank
Project #: CA23_020030_017n

North Bound

Time	< 15	15 - 19	20 - 24	25 - 29	30 - 34	35 - 39	40 - 44	45 - 49	50 - 54	55 - 59	60 - 64	65 - 69	70 +	Total
0:00 AM	0	0	0	0	0	0	0	0	0	0	0	0	0	0
0:15	0	0	0	0	0	0	0	0	0	0	0	0	0	0
0:30	0	0	0	0	0	0	0	0	0	0	0	0	0	0
0:45	0	0	0	0	0	0	0	0	0	0	0	0	0	0
1:00	0	0	0	0	0	0	0	0	0	0	0	0	0	0
1:15	0	0	0	0	0	0	0	0	0	0	0	0	0	0
1:30	0	0	0	0	0	0	0	0	0	0	0	0	0	0
1:45	0	0	0	0	0	0	0	0	0	0	0	0	0	0
2:00	0	0	0	0	0	0	0	0	0	0	0	0	0	0
2:15	0	0	0	0	0	0	0	0	0	0	0	0	0	0
2:30	0	0	0	0	0	0	0	0	0	0	0	0	0	0
2:45	0	0	0	0	0	0	0	0	0	0	0	0	0	0
3:00	0	0	0	0	0	0	0	0	0	0	0	0	0	0
3:15	0	0	0	0	0	0	0	0	0	0	0	0	0	0
3:30	0	0	1	0	0	0	0	0	0	0	0	0	0	1
3:45	0	0	0	0	0	0	0	0	0	0	0	0	0	0
4:00	0	0	0	0	0	0	0	0	0	0	0	0	0	0
4:15	0	0	0	0	0	0	0	0	0	0	0	0	0	0
4:30	0	0	0	0	0	0	0	0	0	0	0	0	0	0
4:45	0	0	0	0	0	0	0	0	0	0	0	0	0	0
5:00	0	0	0	0	0	0	0	0	0	0	0	0	0	0
5:15	0	0	0	0	1	0	0	0	0	0	0	0	0	1
5:30	0	0	0	0	0	0	0	0	0	0	0	0	0	0
5:45	0	1	0	0	0	0	0	0	0	0	0	0	0	1
6:00	0	0	0	0	0	0	0	0	0	0	0	0	0	0
6:15	0	0	0	0	0	0	0	0	0	0	0	0	0	0
6:30	0	0	0	0	0	0	0	0	0	0	0	0	0	0
6:45	0	0	0	0	0	0	0	0	0	0	0	0	0	0
7:00	0	0	0	0	0	0	0	0	0	0	0	0	0	0
7:15	0	0	0	0	0	0	0	0	0	0	0	0	0	0
7:30	0	1	0	0	0	0	0	0	0	0	0	0	0	1
7:45	0	0	0	0	0	0	0	0	0	0	0	0	0	0
8:00	0	0	0	2	1	0	0	0	0	0	0	0	0	3
8:15	0	0	0	0	0	0	0	0	0	0	0	0	0	0
8:30	0	0	1	0	0	0	0	0	0	0	0	0	0	1
8:45	0	0	1	0	1	0	0	0	0	0	0	0	0	2
9:00	0	0	0	0	1	0	0	0	0	0	0	0	0	1
9:15	0	0	0	2	0	0	0	0	0	0	0	0	0	2
9:30	0	0	0	0	0	0	0	0	0	0	0	0	0	0
9:45	0	0	0	1	0	0	0	0	0	0	0	0	0	1
10:00	0	0	0	0	1	0	0	0	0	0	0	0	0	1
10:15	0	0	1	1	0	0	0	0	0	0	0	0	0	2
10:30	0	0	0	3	0	0	0	0	0	0	0	0	0	3
10:45	0	0	0	0	0	0	0	0	0	0	0	0	0	0
11:00	0	0	0	0	1	0	0	0	0	0	0	0	0	1
11:15	1	0	1	1	0	0	0	0	0	0	0	0	0	3
11:30	0	0	0	1	0	0	0	0	0	0	0	0	0	1
11:45	0	0	1	0	0	0	0	0	0	0	0	0	0	1
12:00 PM	0	0	0	1	0	0	0	0	0	0	0	0	0	1
12:15	0	0	0	0	0	0	0	0	0	0	0	0	0	0
12:30	0	0	0	2	0	0	0	0	0	0	0	0	0	2
12:45	0	0	0	1	0	0	0	0	0	0	0	0	0	1
13:00	0	1	1	1	0	0	0	0	0	0	0	0	0	3
13:15	1	0	0	0	0	0	0	0	0	0	0	0	0	1
13:30	0	1	0	0	1	0	0	0	0	0	0	0	0	2
13:45	1	0	0	0	0	0	0	0	0	0	0	0	0	1
14:00	0	1	0	1	0	0	0	0	0	0	0	0	0	2
14:15	0	1	2	0	0	0	0	0	0	0	0	0	0	3
14:30	1	0	0	0	0	0	0	0	0	0	0	0	0	1
14:45	1	0	2	1	0	0	0	0	0	0	0	0	0	4
15:00	0	1	2	0	0	0	0	0	0	0	0	0	0	3
15:15	0	0	0	0	1	0	0	0	0	0	0	0	0	1
15:30	0	1	0	1	0	0	0	0	0	0	0	0	0	2
15:45	0	0	0	1	0	0	0	0	0	0	0	0	0	1
16:00	1	0	1	0	0	0	0	0	0	0	0	0	0	2
16:15	0	1	0	0	0	0	0	0	0	0	0	0	0	1
16:30	0	2	0	0	0	0	0	0	0	0	0	0	0	2
16:45	2	1	1	0	0	0	0	0	0	0	0	0	0	4
17:00	0	1	0	1	0	0	0	0	0	0	0	0	0	2
17:15	1	0	0	1	0	0	0	0	0	0	0	0	0	2
17:30	0	2	2	0	0	0	0	0	0	0	0	0	0	4
17:45	0	0	2	0	0	0	0	0	0	0	0	0	0	2
18:00	0	0	0	0	0	0	0	0	0	0	0	0	0	0
18:15	0	0	0	1	0	0	0	0	0	0	0	0	0	1
18:30	0	0	0	0	0	0	0	0	0	0	0	0	0	0
18:45	0	1	1	0	0	0	0	0	0	0	0	0	0	2
19:00	0	0	0	0	0	0	0	0	0	0	0	0	0	0
19:15	0	0	1	0	0	0	0	0	0	0	0	0	0	1
19:30	0	0	0	0	0	0	0	0	0	0	0	0	0	0
19:45	0	0	0	0	1	0	0	0	0	0	0	0	0	1
20:00	0	1	2	0	0	0	0	0	0	0	0	0	0	3
20:15	1	0	1	0	0	0	0	0	0	0	0	0	0	2
20:30	0	0	0	1	0	0	0	0	0	0	0	0	0	1
20:45	0	0	0	0	0	0	0	0	0	0	0	0	0	0
21:00	0	0	0	0	0	0	0	0	0	0	0	0	0	0
21:15	0	0	0	0	0	0	0	0	0	0	0	0	0	0
21:30	0	0	0	0	0	0	0	0	0	0	0	0	0	0
21:45	0	0	0	0	0	0	0	0	0	0	0	0	0	0
22:00	0	0	0	0	0	0	0	0	0	0	0	0	0	0
22:15	0	0	0	0	0	0	0	0	0	0	0	0	0	0
22:30	0	0	0	0	0	0	0	0	0	0	0	0	0	0
22:45	0	0	0	0	0	0	0	0	0	0	0	0	0	0
23:00	0	0	0	0	0	0	0	0	0	0	0	0	0	0
23:15	0	0	0	0	0	0	0	0	0	0	0	0	0	0
23:30	0	0	0	0	0	0	0	0	0	0	0	0	0	0
23:45	0	0	0	0	0	0	0	0	0	0	0	0	0	0
Totals	10	17	24	24	9									84
% of Totals	12%	20%	29%	29%	11%									100%

AM Volumes	1	2	6	11	6	0	0	0	0	0	0	0	0	26
% AM	1%	2%	7%	13%	7%									31%
AM Peak Hour	10:30	5:00	8:00	9:45	8:00									9:45
Volume	1	1	2	5	2									7
PM Volumes	9	15	18	13	3	0	0	0	0	0	0	0	0	58
% PM	11%	18%	21%	15%	4%									69%
PM Peak Hour	16:00	16:15	14:15	12:00	12:45									16:45
Volume	3	5	6	4	1									12

Directional Peak Periods	AM 7-9			NOON 12-2			PM 4-6			Off Peak Volumes		
All Classes	Volume	⟷	%	Volume	⟷	%	Volume	⟷	%	Volume	⟷	%
	7		8%	11		13%	19		23%	47		56%

Street Name	Direction	Percentiles					
		15th	50th	Average	85th	95th	ADT
S Reese Pl	North Bound	16	23	23	29	33	84
S Reese Pl	South Bound	16	23	23	29	33	84

Prepared by National Data & Surveying Services

SPEED

S Reese Pl Bet. W Oak St & W Alameda Ave

Day: Wednesday
Date: 2/1/2023

City: Burbank
Project #: CA23_020030_017s

South Bound

Time	< 15	15 - 19	20 - 24	25 - 29	30 - 34	35 - 39	40 - 44	45 - 49	50 - 54	55 - 59	60 - 64	65 - 69	70 +	Total
0:00 AM	0	0	0	0	1	0	0	0	0	0	0	0	0	1
0:15	0	0	0	0	0	0	0	0	0	0	0	0	0	0
0:30	0	0	0	0	0	0	0	0	0	0	0	0	0	0
0:45	0	0	0	0	0	0	0	0	0	0	0	0	0	0
1:00	0	0	0	0	0	0	0	0	0	0	0	0	0	0
1:15	0	0	0	0	0	0	0	0	0	0	0	0	0	0
1:30	0	0	0	0	0	0	0	0	0	0	0	0	0	0
1:45	0	0	0	0	0	0	0	0	0	0	0	0	0	0
2:00	0	0	0	0	0	0	0	0	0	0	0	0	0	0
2:15	0	0	0	0	0	0	0	0	0	0	0	0	0	0
2:30	0	0	0	0	0	0	0	0	0	0	0	0	0	0
2:45	0	0	0	0	0	0	0	0	0	0	0	0	0	0
3:00	0	0	0	0	0	0	0	0	0	0	0	0	0	0
3:15	0	0	0	0	0	0	0	0	0	0	0	0	0	0
3:30	0	0	0	0	0	0	0	0	0	0	0	0	0	0
3:45	0	0	0	0	0	0	0	0	0	0	0	0	0	0
4:00	0	0	0	0	0	0	0	0	0	0	0	0	0	0
4:15	0	0	0	0	0	0	0	0	0	0	0	0	0	0
4:30	0	0	0	0	0	0	0	0	0	0	0	0	0	0
4:45	0	0	0	0	0	0	0	0	0	0	0	0	0	0
5:00	0	0	0	0	0	0	0	0	0	0	0	0	0	0
5:15	0	0	0	0	1	0	0	0	0	0	0	0	0	1
5:30	1	0	0	0	0	0	0	0	0	0	0	0	0	1
5:45	0	0	1	0	0	0	0	0	0	0	0	0	0	1
6:00	0	0	0	0	0	0	0	0	0	0	0	0	0	0
6:15	0	0	0	1	0	0	0	0	0	0	0	0	0	1
6:30	0	1	0	0	0	0	0	0	0	0	0	0	0	1
6:45	0	0	0	0	0	0	0	0	0	0	0	0	0	0
7:00	0	0	0	1	0	0	0	0	0	0	0	0	0	1
7:15	0	0	0	0	0	0	0	0	0	0	0	0	0	0
7:30	0	0	0	0	0	0	0	0	0	0	0	0	0	0
7:45	0	0	0	1	0	1	0	0	0	0	0	0	0	2
8:00	0	0	0	0	0	0	0	0	0	0	0	0	0	0
8:15	0	0	2	0	0	0	0	0	0	0	0	0	0	2
8:30	0	0	1	0	0	0	0	0	0	0	0	0	0	1
8:45	0	0	0	0	0	0	0	0	0	0	0	0	0	0
9:00	0	0	2	1	0	0	0	0	0	0	0	0	0	3
9:15	1	0	0	1	0	0	0	0	0	0	0	0	0	2
9:30	0	0	0	0	0	0	0	0	0	0	0	0	0	0
9:45	0	0	0	1	0	0	0	0	0	0	0	0	0	1
10:00	0	0	1	0	0	0	0	0	0	0	0	0	0	1
10:15	1	0	1	0	0	0	0	0	0	0	0	0	0	2
10:30	0	0	0	0	1	0	0	0	0	0	0	0	0	1
10:45	0	0	1	0	0	0	0	0	0	0	0	0	0	1
11:00	0	0	0	0	0	0	0	0	0	0	0	0	0	0
11:15	1	0	0	1	0	0	0	0	0	0	0	0	0	2
11:30	0	0	0	0	1	0	0	0	0	0	0	0	0	1
11:45	0	0	1	0	0	0	0	0	0	0	0	0	0	1
12:00 PM	0	0	0	0	0	0	0	0	0	0	0	0	0	0
12:15	1	0	0	2	0	0	0	0	0	0	0	0	0	3
12:30	0	1	1	0	0	0	0	0	0	0	0	0	0	2
12:45	0	0	1	0	0	0	0	0	0	0	0	0	0	1
13:00	0	0	0	0	0	0	0	0	0	0	0	0	0	0
13:15	0	0	2	0	0	0	0	0	0	0	0	0	0	2
13:30	0	1	0	0	1	0	0	0	0	0	0	0	0	2
13:45	1	0	1	0	0	0	0	0	0	0	0	0	0	2
14:00	1	1	0	0	0	0	0	0	0	0	0	0	0	2
14:15	0	0	1	0	0	0	0	0	0	0	0	0	0	1
14:30	0	0	1	0	0	0	0	0	0	0	0	0	0	1
14:45	1	1	2	0	0	0	0	0	0	0	0	0	0	4
15:00	0	0	0	2	1	0	0	0	0	0	0	0	0	3
15:15	0	0	0	0	0	0	0	0	0	0	0	0	0	0
15:30	0	1	0	1	0	0	0	0	0	0	0	0	0	2
15:45	0	0	0	2	1	0	0	0	0	0	0	0	0	3
16:00	1	1	0	1	0	0	0	0	0	0	0	0	0	3
16:15	0	0	1	0	0	0	0	0	0	0	0	0	0	1
16:30	1	1	0	0	0	0	0	0	0	0	0	0	0	2
16:45	0	0	1	0	0	0	0	0	0	0	0	0	0	1
17:00	0	2	0	2	0	0	0	0	0	0	0	0	0	4
17:15	0	1	1	0	0	0	0	0	0	0	0	0	0	2
17:30	0	0	1	1	0	0	0	0	0	0	0	0	0	2
17:45	0	0	1	0	0	0	0	0	0	0	0	0	0	1
18:00	0	0	0	0	0	0	0	0	0	0	0	0	0	0
18:15	0	0	0	1	0	0	0	0	0	0	0	0	0	1
18:30	1	1	0	0	0	0	0	0	0	0	0	0	0	2
18:45	0	1	0	0	1	0	0	0	0	0	0	0	0	2
19:00	0	0	0	0	0	0	0	0	0	0	0	0	0	0
19:15	0	0	0	0	0	0	0	0	0	0	0	0	0	0
19:30	0	0	1	0	0	0	0	0	0	0	0	0	0	1
19:45	0	0	0	0	1	0	0	0	0	0	0	0	0	1
20:00	0	0	2	0	0	0	0	0	0	0	0	0	0	2
20:15	0	0	1	0	0	0	0	0	0	0	0	0	0	1
20:30	0	0	0	1	0	0	0	0	0	0	0	0	0	1
20:45	0	0	0	0	0	0	0	0	0	0	0	0	0	0
21:00	0	0	0	0	0	0	0	0	0	0	0	0	0	0
21:15	0	0	2	0	0	0	0	0	0	0	0	0	0	2
21:30	0	0	0	0	0	0	0	0	0	0	0	0	0	0
21:45	0	0	0	0	0	0	0	0	0	0	0	0	0	0
22:00	0	0	0	0	0	0	0	0	0	0	0	0	0	0
22:15	0	0	0	0	0	0	0	0	0	0	0	0	0	0
22:30	0	0	0	0	0	0	0	0	0	0	0	0	0	0
22:45	0	0	0	0	0	0	0	0	0	0	0	0	0	0
23:00	0	0	0	0	0	0	0	0	0	0	0	0	0	0
23:15	0	0	0	0	0	0	0	0	0	0	0	0	0	0
23:30	0	0	0	0	0	0	0	0	0	0	0	0	0	0
23:45	0	0	0	0	0	0	0	0	0	0	0	0	0	0
Totals	11	13	30	20	9	1								84
% of Totals	13%	15%	36%	24%	11%	1%								100%

AM Volumes	4	1	10	7	4	1	0	0	0	0	0	0	0	27
% AM	5%	1%	12%	8%	5%	1%								32%
AM Peak Hour	4:45	5:45	8:15	9:00		7:00								8:15
Volume	1	1	5	3	1	1								6
PM Volumes	7	12	20	13	5	0	0	0	0	0	0	0	0	57
% PM	8%	14%	24%	15%	6%									68%
PM Peak Hour	13:15	16:30	12:30	15:00	15:00									14:15
Volume	2	4	4	5	2									9

Directional Peak Periods	AM 7-9			NOON 12-2			PM 4-6			Off Peak Volumes		
All Classes	Volume	⟷	%	Volume	⟷	%	Volume	⟷	%	Volume	⟷	%
	6		7%	12		14%	16		19%	50		60%

Street Name	Direction	Percentiles					
		15th	50th	Average	85th	95th	ADT
S Reese Pl	North Bound	16	23	23	29	33	84
S Reese Pl	South Bound	16	23	23	29	33	84

Prepared by National Data & Surveying Services

SPEED

S Reese Pl Bet. W Oak St & W Alameda Ave

Day: Wednesday
Date: 2/1/2023

City: Burbank
Project #: CA23_020030_017

Summary

Time	< 15	15 - 19	20 - 24	25 - 29	30 - 34	35 - 39	40 - 44	45 - 49	50 - 54	55 - 59	60 - 64	65 - 69	70 +	Total
0:00 AM	0	0	0	0	1	0	0	0	0	0	0	0	0	1
0:15	0	0	0	0	0	0	0	0	0	0	0	0	0	0
0:30	0	0	0	0	0	0	0	0	0	0	0	0	0	0
0:45	0	0	0	0	0	0	0	0	0	0	0	0	0	0
1:00	0	0	0	0	0	0	0	0	0	0	0	0	0	0
1:15	0	0	0	0	0	0	0	0	0	0	0	0	0	0
1:30	0	0	0	0	0	0	0	0	0	0	0	0	0	0
1:45	0	0	0	0	0	0	0	0	0	0	0	0	0	0
2:00	0	0	0	0	0	0	0	0	0	0	0	0	0	0
2:15	0	0	0	0	0	0	0	0	0	0	0	0	0	0
2:30	0	0	0	0	0	0	0	0	0	0	0	0	0	0
2:45	0	0	0	0	0	0	0	0	0	0	0	0	0	0
3:00	0	0	0	0	0	0	0	0	0	0	0	0	0	0
3:15	0	0	0	0	0	0	0	0	0	0	0	0	0	0
3:30	0	0	1	0	0	0	0	0	0	0	0	0	0	1
3:45	0	0	0	0	0	0	0	0	0	0	0	0	0	0
4:00	0	0	0	0	0	0	0	0	0	0	0	0	0	0
4:15	0	0	0	0	0	0	0	0	0	0	0	0	0	0
4:30	0	0	0	0	0	0	0	0	0	0	0	0	0	0
4:45	0	0	0	0	0	0	0	0	0	0	0	0	0	0
5:00	0	0	0	0	0	0	0	0	0	0	0	0	0	0
5:15	0	0	0	0	2	0	0	0	0	0	0	0	0	2
5:30	1	0	0	0	0	0	0	0	0	0	0	0	0	1
5:45	0	1	1	0	0	0	0	0	0	0	0	0	0	2
6:00	0	0	0	0	0	0	0	0	0	0	0	0	0	0
6:15	0	0	0	1	0	0	0	0	0	0	0	0	0	1
6:30	0	1	0	0	0	0	0	0	0	0	0	0	0	1
6:45	0	0	0	0	0	0	0	0	0	0	0	0	0	0
7:00	0	0	0	1	0	0	0	0	0	0	0	0	0	1
7:15	0	0	0	0	0	0	0	0	0	0	0	0	0	0
7:30	0	1	0	0	0	0	0	0	0	0	0	0	0	1
7:45	0	0	0	1	0	1	0	0	0	0	0	0	0	2
8:00	0	0	0	2	1	0	0	0	0	0	0	0	0	3
8:15	0	0	2	0	0	0	0	0	0	0	0	0	0	2
8:30	0	0	2	0	0	0	0	0	0	0	0	0	0	2
8:45	0	0	1	0	1	0	0	0	0	0	0	0	0	2
9:00	0	0	2	1	1	0	0	0	0	0	0	0	0	4
9:15	1	0	0	3	0	0	0	0	0	0	0	0	0	4
9:30	0	0	0	0	0	0	0	0	0	0	0	0	0	0
9:45	0	0	0	2	0	0	0	0	0	0	0	0	0	2
10:00	0	0	1	0	1	0	0	0	0	0	0	0	0	2
10:15	1	0	2	1	0	0	0	0	0	0	0	0	0	4
10:30	0	0	0	3	1	0	0	0	0	0	0	0	0	4
10:45	0	0	1	0	0	0	0	0	0	0	0	0	0	1
11:00	0	0	0	0	1	0	0	0	0	0	0	0	0	1
11:15	2	0	1	2	0	0	0	0	0	0	0	0	0	5
11:30	0	0	0	1	1	0	0	0	0	0	0	0	0	2
11:45	0	0	2	0	0	0	0	0	0	0	0	0	0	2
12:00 PM	0	0	0	1	0	0	0	0	0	0	0	0	0	1
12:15	1	0	0	2	0	0	0	0	0	0	0	0	0	3
12:30	0	1	1	2	0	0	0	0	0	0	0	0	0	4
12:45	0	0	1	1	0	0	0	0	0	0	0	0	0	2
13:00	0	1	1	1	0	0	0	0	0	0	0	0	0	3
13:15	1	0	2	0	0	0	0	0	0	0	0	0	0	3
13:30	0	2	0	0	2	0	0	0	0	0	0	0	0	4
13:45	2	0	1	0	0	0	0	0	0	0	0	0	0	3
14:00	1	2	0	1	0	0	0	0	0	0	0	0	0	4
14:15	0	1	3	0	0	0	0	0	0	0	0	0	0	4
14:30	1	0	1	0	0	0	0	0	0	0	0	0	0	2
14:45	2	1	4	1	0	0	0	0	0	0	0	0	0	8
15:00	0	1	2	2	1	0	0	0	0	0	0	0	0	6
15:15	0	0	0	0	1	0	0	0	0	0	0	0	0	1
15:30	0	2	0	2	0	0	0	0	0	0	0	0	0	4
15:45	0	0	0	3	1	0	0	0	0	0	0	0	0	4
16:00	2	1	1	1	0	0	0	0	0	0	0	0	0	5
16:15	0	1	1	0	0	0	0	0	0	0	0	0	0	2
16:30	1	3	0	0	0	0	0	0	0	0	0	0	0	4
16:45	2	1	2	0	0	0	0	0	0	0	0	0	0	5
17:00	0	3	0	3	0	0	0	0	0	0	0	0	0	6
17:15	1	1	1	1	0	0	0	0	0	0	0	0	0	4
17:30	0	2	3	1	0	0	0	0	0	0	0	0	0	6
17:45	0	0	3	0	0	0	0	0	0	0	0	0	0	3
18:00	0	0	0	0	0	0	0	0	0	0	0	0	0	0
18:15	0	0	0	2	0	0	0	0	0	0	0	0	0	2
18:30	1	1	0	0	0	0	0	0	0	0	0	0	0	2
18:45	0	2	1	0	1	0	0	0	0	0	0	0	0	4
19:00	0	0	0	0	0	0	0	0	0	0	0	0	0	0
19:15	0	0	1	0	0	0	0	0	0	0	0	0	0	1
19:30	0	0	1	0	0	0	0	0	0	0	0	0	0	1
19:45	0	0	0	0	2	0	0	0	0	0	0	0	0	2
20:00	0	1	4	0	0	0	0	0	0	0	0	0	0	5
20:15	1	0	2	0	0	0	0	0	0	0	0	0	0	3
20:30	0	0	0	2	0	0	0	0	0	0	0	0	0	2
20:45	0	0	0	0	0	0	0	0	0	0	0	0	0	0
21:00	0	0	0	0	0	0	0	0	0	0	0	0	0	0
21:15	0	0	2	0	0	0	0	0	0	0	0	0	0	2
21:30	0	0	0	0	0	0	0	0	0	0	0	0	0	0
21:45	0	0	0	0	0	0	0	0	0	0	0	0	0	0
22:00	0	0	0	0	0	0	0	0	0	0	0	0	0	0
22:15	0	0	0	0	0	0	0	0	0	0	0	0	0	0
22:30	0	0	0	0	0	0	0	0	0	0	0	0	0	0
22:45	0	0	0	0	0	0	0	0	0	0	0	0	0	0
23:00	0	0	0	0	0	0	0	0	0	0	0	0	0	0
23:15	0	0	0	0	0	0	0	0	0	0	0	0	0	0
23:30	0	0	0	0	0	0	0	0	0	0	0	0	0	0
23:45	0	0	0	0	0	0	0	0	0	0	0	0	0	0
Totals	21	30	54	44	18	1								168
% of Totals	13%	18%	32%	26%	11%	1%								100%

AM Volumes	5	3	16	18	10	1	0	0	0	0	0	0	0	53
% AM	3%	2%	10%	11%	6%	1%								32%
AM Peak Hour	10:30	5:45	8:15	9:00	4:30	7:00								8:30
Volume	2	2	7	6	2	1								12
PM Volumes	16	27	38	26	8	0	0	0	0	0	0	0	0	115
% PM	10%	16%	23%	15%	5%									68%
PM Peak Hour	16:00	16:15	14:15	15:00	15:00									16:45
Volume	5	8	10	7	3									21

Directional Peak Periods	AM 7-9			NOON 12-2			PM 4-6			Off Peak Volumes		
All Classes	Volume	⟷	%	Volume	⟷	%	Volume	⟷	%	Volume	⟷	%
	13		8%	23		14%	35		21%	97		58%

Street Name	Direction	Percentiles					
		15th	50th	Average	85th	95th	ADT
S Reese Pl	Summary	16	23	23	29	33	168

Prepared by National Data & Surveying Services

SPEED

S Reese Pl Bet. W Oak St & W Alameda Ave

Day: Wednesday
Date: 2/1/2023

City: Burbank
Project #: CA23_020030_017n

North Bound

Time	< 15	15 - 19	20 - 24	25 - 29	30 - 34	35 - 39	40 - 44	45 - 49	50 - 54	55 - 59	60 - 64	65 - 69	70 +	Total
0:00 AM	0	0	0	0	0	0	0	0	0	0	0	0	0	0
1:00	0	0	0	0	0	0	0	0	0	0	0	0	0	0
2:00	0	0	0	0	0	0	0	0	0	0	0	0	0	0
3:00	0	0	1	0	0	0	0	0	0	0	0	0	0	1
4:00	0	0	0	0	0	0	0	0	0	0	0	0	0	0
5:00	0	1	0	0	1	0	0	0	0	0	0	0	0	2
6:00	0	0	0	0	0	0	0	0	0	0	0	0	0	0
7:00	0	1	0	0	0	0	0	0	0	0	0	0	0	1
8:00	0	0	2	2	2	0	0	0	0	0	0	0	0	6
9:00	0	0	0	3	1	0	0	0	0	0	0	0	0	4
10:00	0	0	1	4	1	0	0	0	0	0	0	0	0	6
11:00	1	0	2	2	1	0	0	0	0	0	0	0	0	6
12:00 PM	0	0	0	4	0	0	0	0	0	0	0	0	0	4
13:00	2	2	1	1	1	0	0	0	0	0	0	0	0	7
14:00	2	2	4	2	0	0	0	0	0	0	0	0	0	10
15:00	0	2	2	2	1	0	0	0	0	0	0	0	0	7
16:00	3	4	2	0	0	0	0	0	0	0	0	0	0	9
17:00	1	3	4	2	0	0	0	0	0	0	0	0	0	10
18:00	0	1	1	1	0	0	0	0	0	0	0	0	0	3
19:00	0	0	1	0	1	0	0	0	0	0	0	0	0	2
20:00	1	1	3	1	0	0	0	0	0	0	0	0	0	6
21:00	0	0	0	0	0	0	0	0	0	0	0	0	0	0
22:00	0	0	0	0	0	0	0	0	0	0	0	0	0	0
23:00	0	0	0	0	0	0	0	0	0	0	0	0	0	0
Totals	10	17	24	24	9									84
% of Totals	12%	20%	29%	29%	11%									100%

AM Volumes	1	2	6	11	6	0	0	0	0	0	0	0	0	26
% AM	1%	2%	7%	13%	7%									31%
AM Peak Hour	11:00	5:00	8:00	10:00	8:00									8:00
Volume	1	1	2	4	2									6
PM Volumes	9	15	18	13	3	0	0	0	0	0	0	0	0	58
% PM	11%	18%	21%	15%	4%									69%
PM Peak Hour	16:00	16:00	14:00	12:00	13:00									14:00
Volume	3	4	4	4	1									10

Directional Peak Periods	AM 7-9			NOON 12-2			PM 4-6			Off Peak Volumes		
All Speeds	Volume		%	Volume		%	Volume		%	Volume		%
	7	↔	8%	11	↔	13%	19	↔	23%	47	↔	56%

Street Name	Direction	Percentiles					
		15th	50th	Average	85th	95th	ADT
S Reese Pl	North Bound	16	23	23	29	33	84
S Reese Pl	South Bound	16	23	23	29	33	84

Prepared by National Data & Surveying Services

SPEED

S Reese Pl Bet. W Oak St & W Alameda Ave

Day: Wednesday
Date: 2/1/2023

City: Burbank
Project #: CA23_020030_017s

South Bound

Time	< 15	15 - 19	20 - 24	25 - 29	30 - 34	35 - 39	40 - 44	45 - 49	50 - 54	55 - 59	60 - 64	65 - 69	70 +	Total
0:00 AM	0	0	0	0	1	0	0	0	0	0	0	0	0	1
1:00	0	0	0	0	0	0	0	0	0	0	0	0	0	0
2:00	0	0	0	0	0	0	0	0	0	0	0	0	0	0
3:00	0	0	0	0	0	0	0	0	0	0	0	0	0	0
4:00	0	0	0	0	0	0	0	0	0	0	0	0	0	0
5:00	1	0	1	0	1	0	0	0	0	0	0	0	0	3
6:00	0	1	0	1	0	0	0	0	0	0	0	0	0	2
7:00	0	0	0	2	0	1	0	0	0	0	0	0	0	3
8:00	0	0	3	0	0	0	0	0	0	0	0	0	0	3
9:00	1	0	2	3	0	0	0	0	0	0	0	0	0	6
10:00	1	0	3	0	1	0	0	0	0	0	0	0	0	5
11:00	1	0	1	1	1	0	0	0	0	0	0	0	0	4
12:00 PM	1	1	2	2	0	0	0	0	0	0	0	0	0	6
13:00	1	1	3	0	1	0	0	0	0	0	0	0	0	6
14:00	2	2	4	0	0	0	0	0	0	0	0	0	0	8
15:00	0	1	0	5	2	0	0	0	0	0	0	0	0	8
16:00	2	2	2	1	0	0	0	0	0	0	0	0	0	7
17:00	0	3	3	3	0	0	0	0	0	0	0	0	0	9
18:00	1	2	0	1	1	0	0	0	0	0	0	0	0	5
19:00	0	0	1	0	1	0	0	0	0	0	0	0	0	2
20:00	0	0	3	1	0	0	0	0	0	0	0	0	0	4
21:00	0	0	2	0	0	0	0	0	0	0	0	0	0	2
22:00	0	0	0	0	0	0	0	0	0	0	0	0	0	0
23:00	0	0	0	0	0	0	0	0	0	0	0	0	0	0
Totals	11	13	30	20	9	1								84
% of Totals	13%	15%	36%	24%	11%	1%								100%

AM Volumes	4	1	10	7	4	1	0	0	0	0	0	0	0	27
% AM	5%	1%	12%	8%	5%	1%								32%
AM Peak Hour	5:00	6:00	8:00	9:00		7:00								9:00
Volume	1	1	3	3	1	1								6
PM Volumes	7	12	20	13	5	0	0	0	0	0	0	0	0	57
% PM	8%	14%	24%	15%	6%									68%
PM Peak Hour	14:00	17:00	14:00	15:00	15:00									17:00
Volume	2	3	4	5	2									9

Directional Peak Periods	AM 7-9			NOON 12-2			PM 4-6			Off Peak Volumes		
All Speeds	Volume	↔	%	Volume	↔	%	Volume	↔	%	Volume	↔	%
	6		7%	12		14%	16		19%	50		60%

Street Name	Direction	Percentiles					
		15th	50th	Average	85th	95th	ADT
S Reese Pl	North Bound	16	23	23	29	33	84
S Reese Pl	South Bound	16	23	23	29	33	84

Prepared by National Data & Surveying Services

SPEED

S Reese Pl Bet. W Oak St & W Alameda Ave

Day: Wednesday
Date: 2/1/2023

City: Burbank
Project #: CA23_020030_017

Summary

Time	< 15	15 - 19	20 - 24	25 - 29	30 - 34	35 - 39	40 - 44	45 - 49	50 - 54	55 - 59	60 - 64	65 - 69	70 +	Total
0:00 AM	0	0	0	0	1	0	0	0	0	0	0	0	0	1
1:00	0	0	0	0	0	0	0	0	0	0	0	0	0	0
2:00	0	0	0	0	0	0	0	0	0	0	0	0	0	0
3:00	0	0	1	0	0	0	0	0	0	0	0	0	0	1
4:00	0	0	0	0	0	0	0	0	0	0	0	0	0	0
5:00	1	1	1	0	2	0	0	0	0	0	0	0	0	5
6:00	0	1	0	1	0	0	0	0	0	0	0	0	0	2
7:00	0	1	0	2	0	1	0	0	0	0	0	0	0	4
8:00	0	0	5	2	2	0	0	0	0	0	0	0	0	9
9:00	1	0	2	6	1	0	0	0	0	0	0	0	0	10
10:00	1	0	4	4	2	0	0	0	0	0	0	0	0	11
11:00	2	0	3	3	2	0	0	0	0	0	0	0	0	10
12:00 PM	1	1	2	6	0	0	0	0	0	0	0	0	0	10
13:00	3	3	4	1	2	0	0	0	0	0	0	0	0	13
14:00	4	4	8	2	0	0	0	0	0	0	0	0	0	18
15:00	0	3	2	7	3	0	0	0	0	0	0	0	0	15
16:00	5	6	4	1	0	0	0	0	0	0	0	0	0	16
17:00	1	6	7	5	0	0	0	0	0	0	0	0	0	19
18:00	1	3	1	2	1	0	0	0	0	0	0	0	0	8
19:00	0	0	2	0	2	0	0	0	0	0	0	0	0	4
20:00	1	1	6	2	0	0	0	0	0	0	0	0	0	10
21:00	0	0	2	0	0	0	0	0	0	0	0	0	0	2
22:00	0	0	0	0	0	0	0	0	0	0	0	0	0	0
23:00	0	0	0	0	0	0	0	0	0	0	0	0	0	0
Totals	21	30	54	44	18	1								168
% of Totals	13%	18%	32%	26%	11%	1%								100%

AM Volumes	5	3	16	18	10	1	0	0	0	0	0	0	0	53
% AM	3%	2%	10%	11%	6%	1%								32%
AM Peak Hour	11:00	5:00	8:00	9:00	5:00	7:00								10:00
Volume	2	1	5	6	2	1								11
PM Volumes	16	27	38	26	8	0	0	0	0	0	0	0	0	115
% PM	10%	16%	23%	15%	5%									68%
PM Peak Hour	16:00	16:00	14:00	15:00	15:00									17:00
Volume	5	6	8	7	3									19

Directional Peak Periods	AM 7-9			NOON 12-2			PM 4-6			Off Peak Volumes		
All Speeds	Volume		%	Volume		%	Volume		%	Volume		%
	13	↔	8%	23	↔	14%	35	↔	21%	97	↔	58%

Street Name	Direction	Percentiles					
		15th	50th	Average	85th	95th	ADT
S Reese Pl	Summary	16	23	23	29	33	168

Prepared by NDS/ATD

Prepared by National Data & Surveying Services

VOLUME

S Reese Pl Bet. W Oak St & W Alameda Ave

Day: Wednesday
Date: 2/1/2023

City: Burbank
Project #: CA23_020030_017

DAILY TOTALS	NB	SB	EB	WB	Total
	84	84	0	0	168

AM Period	NB		SB		EB	WB	TOTAL		PM Period	NB		SB		EB	WB	TOTAL	
0:00	0		1		0	0	1		12:00	1		0		0	0	1	
0:15	0		0		0	0			12:15	0		3		0	0	3	
0:30	0		0		0	0			12:30	2		2		0	0	4	
0:45	0		0	1	0	0		1	12:45	1	4	1	6	0	0	2	10
1:00	0		0		0	0			13:00	3		0		0	0	3	
1:15	0		0		0	0			13:15	1		2		0	0	3	
1:30	0		0		0	0			13:30	2		2		0	0	4	
1:45	0		0		0	0			13:45	1	7	2	6	0	0	3	13
2:00	0		0		0	0			14:00	2		2		0	0	4	
2:15	0		0		0	0			14:15	3		1		0	0	4	
2:30	0		0		0	0			14:30	1		1		0	0	2	
2:45	0		0		0	0			14:45	4	10	4	8	0	0	8	18
3:00	0		0		0	0			15:00	3		3		0	0	6	
3:15	0		0		0	0			15:15	1		0		0	0	1	
3:30	1		0		0	0	1		15:30	2		2		0	0	4	
3:45	0	1	0		0	0		1	15:45	1	7	3	8	0	0	4	15
4:00	0		0		0	0			16:00	2		3		0	0	5	
4:15	0		0		0	0			16:15	1		1		0	0	2	
4:30	0		0		0	0			16:30	2		2		0	0	4	
4:45	0		0		0	0			16:45	4	9	1	7	0	0	5	16
5:00	0		0		0	0			17:00	2		4		0	0	6	
5:15	1		1		0	0	2		17:15	2		2		0	0	4	
5:30	0		1		0	0	1		17:30	4		2		0	0	6	
5:45	1	2	1	3	0	0	2	5	17:45	2	10	1	9	0	0	3	19
6:00	0		0		0	0			18:00	0		0		0	0		
6:15	0		1		0	0	1		18:15	1		1		0	0	2	
6:30	0		1		0	0	1		18:30	0		2		0	0	2	
6:45	0		0	2	0	0		2	18:45	2	3	2	5	0	0	4	8
7:00	0		1		0	0	1		19:00	0		0		0	0		
7:15	0		0		0	0			19:15	1		0		0	0	1	
7:30	1		0		0	0	1		19:30	0		1		0	0	1	
7:45	0	1	2	3	0	0	2	4	19:45	1	2	1	2	0	0	2	4
8:00	3		0		0	0	3		20:00	3		2		0	0	5	
8:15	0		2		0	0	2		20:15	2		1		0	0	3	
8:30	1		1		0	0	2		20:30	1		1		0	0	2	
8:45	2	6	0	3	0	0	2	9	20:45	0	6	0	4	0	0		10
9:00	1		3		0	0	4		21:00	0		0		0	0		
9:15	2		2		0	0	4		21:15	0		2		0	0	2	
9:30	0		0		0	0			21:30	0		0		0	0		
9:45	1	4	1	6	0	0	2	10	21:45	0		0	2	0	0		2
10:00	1		1		0	0	2		22:00	0		0		0	0		
10:15	2		2		0	0	4		22:15	0		0		0	0		
10:30	3		1		0	0	4		22:30	0		0		0	0		
10:45	0	6	1	5	0	0	1	11	22:45	0		0		0	0		
11:00	1		0		0	0	1		23:00	0		0		0	0		
11:15	3		2		0	0	5		23:15	0		0		0	0		
11:30	1		1		0	0	2		23:30	0		0		0	0		
11:45	1	6	1	4	0	0	2	10	23:45	0		0		0	0		
TOTALS		26		27				53	TOTALS		58		57				115
SPLIT %		49.1%		50.9%				31.5%	SPLIT %		50.4%		49.6%				68.5%

DAILY TOTALS	NB	SB	EB	WB	Total
	84	84	0	0	168

AM Peak Hour	9:45	8:15			8:30	PM Peak Hour	16:45	14:15			16:45
AM Pk Volume	7	6			12	PM Pk Volume	12	9			21
Pk Hr Factor	0.583	0.500			0.750	Pk Hr Factor	0.750	0.563			0.875
7 - 9 Volume	7	6	0	0	13	4 - 6 Volume	19	16	0	0	35
7 - 9 Peak Hour	8:00	7:45			7:45	4 - 6 Peak Hour	16:45	16:30			16:45
7 - 9 Pk Volume	6	5	0	0	9	4 - 6 Pk Volume	12	9	0	0	21
Pk Hr Factor	0.500	0.625	0.000	0.000	0.750	Pk Hr Factor	0.750	0.563	0.000	0.000	0.875

Prepared by NDS/ATD

Project #: CA23_020030_017 **City:** Burbank

Location: S Reese Pl Bet. W Oak St & W Alameda Ave **Date:** 2/1/2023

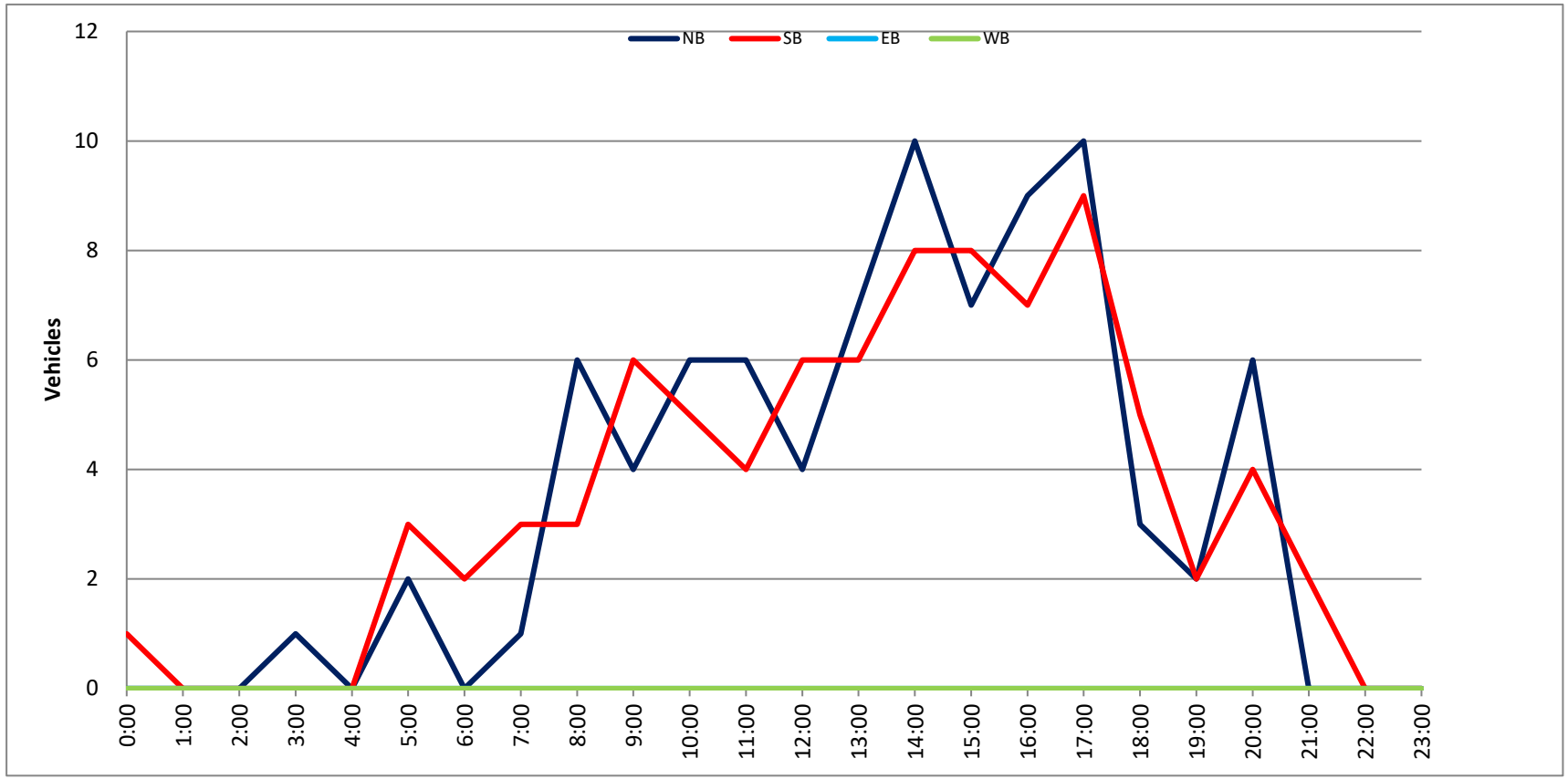

Prepared by National Data & Surveying Services

SPEED

S Reese Pl Bet. W Oak St & W Alameda Ave

Day: Thursday
Date: 2/2/2023

City: Burbank
Project #: CA23_020030_017n

North Bound

Time	< 15	15 - 19	20 - 24	25 - 29	30 - 34	35 - 39	40 - 44	45 - 49	50 - 54	55 - 59	60 - 64	65 - 69	70 +	Total
0:00 AM	0	0	0	0	0	0	0	0	0	0	0	0	0	0
0:15	0	0	0	0	0	0	0	0	0	0	0	0	0	0
0:30	0	0	0	0	0	0	0	0	0	0	0	0	0	0
0:45	0	0	0	0	0	0	0	0	0	0	0	0	0	0
1:00	0	0	0	0	0	0	0	0	0	0	0	0	0	0
1:15	0	0	0	0	0	0	0	0	0	0	0	0	0	0
1:30	0	0	0	0	0	0	0	0	0	0	0	0	0	0
1:45	0	0	0	0	0	0	0	0	0	0	0	0	0	0
2:00	0	0	0	0	0	0	0	0	0	0	0	0	0	0
2:15	0	0	0	0	0	0	0	0	0	0	0	0	0	0
2:30	0	0	0	0	0	0	0	0	0	0	0	0	0	0
2:45	0	0	0	0	0	0	0	0	0	0	0	0	0	0
3:00	0	0	0	0	0	0	0	0	0	0	0	0	0	0
3:15	0	0	1	0	0	0	0	0	0	0	0	0	0	1
3:30	0	0	0	0	0	0	0	0	0	0	0	0	0	0
3:45	0	0	0	0	0	0	0	0	0	0	0	0	0	0
4:00	0	0	0	0	0	0	0	0	0	0	0	0	0	0
4:15	0	0	0	0	0	0	0	0	0	0	0	0	0	0
4:30	0	0	0	0	0	0	0	0	0	0	0	0	0	0
4:45	0	0	1	0	0	0	0	0	0	0	0	0	0	1
5:00	0	0	0	0	0	0	0	0	0	0	0	0	0	0
5:15	0	0	0	0	0	0	0	0	0	0	0	0	0	0
5:30	0	1	0	0	0	0	0	0	0	0	0	0	0	1
5:45	0	0	0	0	0	0	0	0	0	0	0	0	0	0
6:00	0	0	0	0	0	0	0	0	0	0	0	0	0	0
6:15	0	0	0	0	0	0	0	0	0	0	0	0	0	0
6:30	0	0	0	0	0	0	0	0	0	0	0	0	0	0
6:45	1	0	0	0	0	0	0	0	0	0	0	0	0	1
7:00	0	1	0	0	0	0	0	0	0	0	0	0	0	1
7:15	0	0	0	0	0	0	0	0	0	0	0	0	0	0
7:30	1	0	0	0	0	0	0	0	0	0	0	0	0	1
7:45	0	0	0	0	0	0	0	0	0	0	0	0	0	0
8:00	0	0	0	1	0	0	0	0	0	0	0	0	0	1
8:15	0	0	0	1	0	0	0	0	0	0	0	0	0	1
8:30	0	0	0	0	0	0	0	0	0	0	0	0	0	0
8:45	0	0	0	0	0	0	0	0	0	0	0	0	0	0
9:00	0	0	0	1	0	0	0	0	0	0	0	0	0	1
9:15	0	1	1	1	0	0	0	0	0	0	0	0	0	3
9:30	1	0	0	0	0	0	0	0	0	0	0	0	0	1
9:45	0	0	0	1	0	0	0	0	0	0	0	0	0	1
10:00	0	0	0	0	0	0	0	0	0	0	0	0	0	0
10:15	0	0	1	1	0	0	0	0	0	0	0	0	0	2
10:30	0	0	3	0	1	0	0	0	0	0	0	0	0	4
10:45	0	1	0	1	0	0	0	0	0	0	0	0	0	2
11:00	1	0	0	0	1	0	0	0	0	0	0	0	0	2
11:15	2	0	1	0	0	0	0	0	0	0	0	0	0	3
11:30	0	0	0	0	0	0	0	0	0	0	0	0	0	0
11:45	1	0	0	0	0	0	0	0	0	0	0	0	0	1
12:00 PM	0	0	0	1	0	0	0	0	0	0	0	0	0	1
12:15	1	1	1	0	0	0	0	0	0	0	0	0	0	3
12:30	0	0	0	2	0	0	0	0	0	0	0	0	0	2
12:45	0	0	1	0	0	0	0	0	0	0	0	0	0	1
13:00	0	0	0	0	0	0	0	0	0	0	0	0	0	0
13:15	1	1	0	0	0	0	0	0	0	0	0	0	0	2
13:30	0	1	0	0	0	0	0	0	0	0	0	0	0	1
13:45	0	1	0	0	0	0	0	0	0	0	0	0	0	1
14:00	0	0	3	2	0	0	0	0	0	0	0	0	0	5
14:15	1	1	0	0	0	0	0	0	0	0	0	0	0	2
14:30	0	1	2	0	0	0	0	0	0	0	0	0	0	3
14:45	0	0	0	1	0	0	0	0	0	0	0	0	0	1
15:00	0	0	1	1	0	0	0	0	0	0	0	0	0	2
15:15	0	0	0	0	0	0	0	0	0	0	0	0	0	0
15:30	0	0	1	1	0	0	0	0	0	0	0	0	0	2
15:45	1	0	0	0	0	0	0	0	0	0	0	0	0	1
16:00	0	0	2	0	0	0	0	0	0	0	0	0	0	2
16:15	0	0	0	0	1	0	0	0	0	0	0	0	0	1
16:30	0	0	0	1	0	0	0	0	0	0	0	0	0	1
16:45	0	0	1	0	0	0	0	0	0	0	0	0	0	1
17:00	0	1	1	0	0	0	0	0	0	0	0	0	0	2
17:15	0	0	0	0	0	0	0	0	0	0	0	0	0	0
17:30	0	0	0	0	0	0	0	0	0	0	0	0	0	0
17:45	0	0	1	0	0	0	0	0	0	0	0	0	0	1
18:00	0	0	3	0	0	0	0	0	0	0	0	0	0	3
18:15	0	0	1	1	0	0	0	0	0	0	0	0	0	2
18:30	0	0	0	0	0	0	0	0	0	0	0	0	0	0
18:45	0	1	0	0	0	0	0	0	0	0	0	0	0	1
19:00	0	0	1	0	0	0	0	0	0	0	0	0	0	1
19:15	0	0	0	1	0	0	0	0	0	0	0	0	0	1
19:30	0	0	0	0	0	0	0	0	0	0	0	0	0	0
19:45	0	0	0	0	1	0	0	0	0	0	0	0	0	1
20:00	0	0	0	0	1	0	0	0	0	0	0	0	0	1
20:15	0	1	0	0	0	0	0	0	0	0	0	0	0	1
20:30	0	0	2	0	0	0	0	0	0	0	0	0	0	2
20:45	0	0	0	0	1	0	0	0	0	0	0	0	0	1
21:00	0	0	0	0	0	0	0	0	0	0	0	0	0	0
21:15	0	1	0	0	0	0	0	0	0	0	0	0	0	1
21:30	0	0	1	0	0	0	0	0	0	0	0	0	0	1
21:45	0	0	0	0	0	0	0	0	0	0	0	0	0	0
22:00	0	0	1	0	0	0	0	0	0	0	0	0	0	1
22:15	0	0	0	0	0	0	0	0	0	0	0	0	0	0
22:30	0	0	0	0	0	0	0	0	0	0	0	0	0	0
22:45	0	0	0	0	0	0	0	0	0	0	0	0	0	0
23:00	0	0	0	0	0	0	0	0	0	0	0	0	0	0
23:15	0	0	0	1	0	0	0	0	0	0	0	0	0	1
23:30	0	0	0	0	0	0	0	0	0	0	0	0	0	0
23:45	0	0	0	0	0	0	0	0	0	0	0	0	0	0
Totals	11	14	31	19	6									81
% of Totals	14%	17%	38%	23%	7%									100%

AM Volumes	7	4	8	7	2	0	0	0	0	0	0	0	0	28
% AM	9%	5%	10%	9%	2%									35%
AM Peak Hour	11:00	4:45	9:45	9:00	10:15									10:30
Volume	4	1	4	3	2									11
PM Volumes	4	10	23	12	4	0	0	0	0	0	0	0	0	53
% PM	5%	12%	28%	15%	5%									65%
PM Peak Hour	12:00	13:00	13:45	12:00	19:15									13:45
Volume	1	3	5	3	2									11

Directional Peak Periods	AM 7-9			NOON 12-2			PM 4-6			Off Peak Volumes		
All Classes	Volume	⟷	%	Volume	⟷	%	Volume	⟷	%	Volume	⟷	%
	4		5%	11		14%	8		10%	58		72%

Street Name	Direction	Percentiles					
		15th	50th	Average	85th	95th	ADT
S Reese Pl	North Bound	15	23	22	28	32	81
S Reese Pl	South Bound	12	22	21	28	32	89

Prepared by National Data & Surveying Services

SPEED

S Reese Pl Bet. W Oak St & W Alameda Ave

Day: Thursday
Date: 2/2/2023

City: Burbank
Project #: CA23_020030_017s

South Bound

Time	< 15	15 - 19	20 - 24	25 - 29	30 - 34	35 - 39	40 - 44	45 - 49	50 - 54	55 - 59	60 - 64	65 - 69	70 +	Total
0:00 AM	0	0	0	0	0	0	0	0	0	0	0	0	0	0
0:15	0	0	0	0	0	0	0	0	0	0	0	0	0	0
0:30	0	0	0	0	0	0	0	0	0	0	0	0	0	0
0:45	0	0	0	0	0	0	0	0	0	0	0	0	0	0
1:00	0	0	0	0	0	0	0	0	0	0	0	0	0	0
1:15	0	0	0	0	0	0	0	0	0	0	0	0	0	0
1:30	0	0	0	0	0	0	0	0	0	0	0	0	0	0
1:45	0	0	0	0	0	0	0	0	0	0	0	0	0	0
2:00	0	0	0	0	0	0	0	0	0	0	0	0	0	0
2:15	0	0	0	0	0	0	0	0	0	0	0	0	0	0
2:30	0	0	0	0	0	0	0	0	0	0	0	0	0	0
2:45	0	0	0	0	0	0	0	0	0	0	0	0	0	0
3:00	0	0	0	0	0	0	0	0	0	0	0	0	0	0
3:15	0	0	0	0	0	0	1	0	0	0	0	0	0	1
3:30	0	0	0	0	0	0	0	0	0	0	0	0	0	0
3:45	0	0	0	0	0	0	0	0	0	0	0	0	0	0
4:00	0	0	0	0	0	0	0	0	0	0	0	0	0	0
4:15	0	0	0	0	0	0	0	0	0	0	0	0	0	0
4:30	0	0	0	0	0	0	0	0	0	0	0	0	0	0
4:45	0	0	1	0	0	0	0	0	0	0	0	0	0	1
5:00	0	0	0	0	0	0	0	0	0	0	0	0	0	0
5:15	0	0	0	0	0	0	0	0	0	0	0	0	0	0
5:30	1	0	0	0	1	0	0	0	0	0	0	0	0	2
5:45	0	0	0	0	0	0	0	0	0	0	0	0	0	0
6:00	0	0	0	0	0	0	0	0	0	0	0	0	0	0
6:15	0	0	0	1	0	0	0	0	0	0	0	0	0	1
6:30	0	0	0	0	0	0	0	0	0	0	0	0	0	0
6:45	0	0	0	0	0	0	0	0	0	0	0	0	0	0
7:00	0	0	2	0	0	0	0	0	0	0	0	0	0	2
7:15	0	0	0	0	0	0	0	0	0	0	0	0	0	0
7:30	1	0	0	1	1	0	0	0	0	0	0	0	0	3
7:45	0	0	0	0	0	0	0	0	0	0	0	0	0	0
8:00	0	0	0	1	0	0	0	0	0	0	0	0	0	1
8:15	0	0	0	0	0	0	0	0	0	0	0	0	0	0
8:30	2	0	0	1	0	0	0	0	0	0	0	0	0	3
8:45	1	0	0	1	0	0	0	0	0	0	0	0	0	2
9:00	0	0	1	1	0	0	0	0	0	0	0	0	0	2
9:15	1	0	1	0	0	0	0	0	0	0	0	0	0	2
9:30	1	0	0	0	0	0	0	0	0	0	0	0	0	1
9:45	0	1	1	0	1	0	0	0	0	0	0	0	0	3
10:00	1	0	0	0	0	0	0	0	0	0	0	0	0	1
10:15	1	0	1	0	0	0	0	0	0	0	0	0	0	2
10:30	1	0	0	1	0	0	0	0	0	0	0	0	0	2
10:45	1	1	2	0	0	0	0	0	0	0	0	0	0	4
11:00	1	0	1	0	0	0	0	0	0	0	0	0	0	2
11:15	1	0	0	0	0	0	0	0	0	0	0	0	0	1
11:30	1	1	0	0	0	0	0	0	0	0	0	0	0	2
11:45	0	0	0	1	0	0	0	0	0	0	0	0	0	1
12:00 PM	1	0	2	0	0	0	0	0	0	0	0	0	0	3
12:15	1	0	0	1	0	0	0	0	0	0	0	0	0	2
12:30	0	0	0	0	0	0	0	0	0	0	0	0	0	0
12:45	0	0	1	0	0	0	0	0	0	0	0	0	0	1
13:00	0	0	0	0	0	0	0	0	0	0	0	0	0	0
13:15	0	0	2	0	0	0	0	0	0	0	0	0	0	2
13:30	0	0	1	0	0	0	0	0	0	0	0	0	0	1
13:45	0	0	0	0	0	0	0	0	0	0	0	0	0	0
14:00	2	0	1	1	0	0	0	0	0	0	0	0	0	4
14:15	1	2	0	0	0	0	0	0	0	0	0	0	0	3
14:30	0	0	1	0	0	0	0	0	0	0	0	0	0	1
14:45	0	0	0	0	0	0	0	0	0	0	0	0	0	0
15:00	0	0	1	1	1	0	0	0	0	0	0	0	0	3
15:15	0	0	1	0	0	0	0	0	0	0	0	0	0	1
15:30	0	0	1	0	0	0	0	0	0	0	0	0	0	1
15:45	1	0	0	0	0	0	0	0	0	0	0	0	0	1
16:00	0	0	1	0	0	0	0	0	0	0	0	0	0	1
16:15	0	1	2	0	1	0	0	0	0	0	0	0	0	4
16:30	0	0	1	0	0	0	0	0	0	0	0	0	0	1
16:45	0	0	0	0	0	0	0	0	0	0	0	0	0	0
17:00	0	0	1	0	0	0	0	0	0	0	0	0	0	1
17:15	0	2	0	0	0	0	0	0	0	0	0	0	0	2
17:30	0	0	0	0	0	0	0	0	0	0	0	0	0	0
17:45	0	0	1	1	0	0	0	0	0	0	0	0	0	2
18:00	0	1	0	0	0	0	0	0	0	0	0	0	0	1
18:15	0	0	0	0	0	0	0	0	0	0	0	0	0	0
18:30	0	0	1	0	0	0	0	0	0	0	0	0	0	1
18:45	0	0	0	1	0	0	0	0	0	0	0	0	0	1
19:00	0	0	0	0	0	0	0	0	0	0	0	0	0	0
19:15	0	0	1	0	0	0	0	0	0	0	0	0	0	1
19:30	0	0	0	0	0	0	0	0	0	0	0	0	0	0
19:45	0	0	2	0	0	0	0	0	0	0	0	0	0	2
20:00	0	0	0	0	0	0	0	0	0	0	0	0	0	0
20:15	0	0	0	1	0	0	0	0	0	0	0	0	0	1
20:30	0	0	2	1	0	0	0	0	0	0	0	0	0	3
20:45	0	0	0	0	0	0	0	0	0	0	0	0	0	0
21:00	0	0	0	0	0	0	0	0	0	0	0	0	0	0
21:15	0	0	0	0	0	0	0	0	0	0	0	0	0	0
21:30	0	1	3	0	0	0	0	0	0	0	0	0	0	4
21:45	0	0	0	0	0	0	0	0	0	0	0	0	0	0
22:00	0	0	0	0	1	0	0	0	0	0	0	0	0	1
22:15	0	0	0	0	0	0	0	0	0	0	0	0	0	0
22:30	0	0	0	0	0	0	0	0	0	0	0	0	0	0
22:45	0	0	0	0	0	0	0	0	0	0	0	0	0	0
23:00	0	0	0	0	0	0	0	0	0	0	0	0	0	0
23:15	0	0	0	1	0	0	0	0	0	0	0	0	0	1
23:30	0	0	0	0	0	0	0	0	0	0	0	0	0	0
23:45	0	0	0	0	0	0	0	0	0	0	0	0	0	0
Totals	20	10	36	16	6		1							89
% of Totals	22%	11%	40%	18%	7%		1%							100%

AM Volumes	14	3	10	8	3	0	1	0	0	0	0	0	0	39
% AM	16%	3%	11%	9%	3%		1%							44%
AM Peak Hour	8:30	10:45	10:15	8:00	4:45		2:30							10:15
Volume	4	2	4	3	1		1							10
PM Volumes	6	7	26	8	3	0	0	0	0	0	0	0	0	50
% PM	7%	8%	29%	9%	3%									56%
PM Peak Hour	13:30	17:15	12:45	19:45	14:15									13:30
Volume	3	3	4	2	1									8

Directional Peak Periods	AM 7-9			NOON 12-2			PM 4-6			Off Peak Volumes		
All Classes	Volume	⟷	%	Volume	⟷	%	Volume	⟷	%	Volume	⟷	%
	11		12%	9		10%	11		12%	58		65%

Street Name	Direction	Percentiles					
		15th	50th	Average	85th	95th	ADT
S Reese Pl	North Bound	15	23	22	28	32	81
S Reese Pl	South Bound	12	22	21	28	32	89

Prepared by National Data & Surveying Services

SPEED

S Reese Pl Bet. W Oak St & W Alameda Ave

Day: Thursday
Date: 2/2/2023

City: Burbank
Project #: CA23_020030_017

Summary

Time	< 15	15 - 19	20 - 24	25 - 29	30 - 34	35 - 39	40 - 44	45 - 49	50 - 54	55 - 59	60 - 64	65 - 69	70 +	Total
0:00 AM	0	0	0	0	0	0	0	0	0	0	0	0	0	0
0:15	0	0	0	0	0	0	0	0	0	0	0	0	0	0
0:30	0	0	0	0	0	0	0	0	0	0	0	0	0	0
0:45	0	0	0	0	0	0	0	0	0	0	0	0	0	0
1:00	0	0	0	0	0	0	0	0	0	0	0	0	0	0
1:15	0	0	0	0	0	0	0	0	0	0	0	0	0	0
1:30	0	0	0	0	0	0	0	0	0	0	0	0	0	0
1:45	0	0	0	0	0	0	0	0	0	0	0	0	0	0
2:00	0	0	0	0	0	0	0	0	0	0	0	0	0	0
2:15	0	0	0	0	0	0	0	0	0	0	0	0	0	0
2:30	0	0	0	0	0	0	0	0	0	0	0	0	0	0
2:45	0	0	0	0	0	0	0	0	0	0	0	0	0	0
3:00	0	0	0	0	0	0	0	0	0	0	0	0	0	0
3:15	0	0	1	0	0	0	1	0	0	0	0	0	0	2
3:30	0	0	0	0	0	0	0	0	0	0	0	0	0	0
3:45	0	0	0	0	0	0	0	0	0	0	0	0	0	0
4:00	0	0	0	0	0	0	0	0	0	0	0	0	0	0
4:15	0	0	0	0	0	0	0	0	0	0	0	0	0	0
4:30	0	0	0	0	0	0	0	0	0	0	0	0	0	0
4:45	0	0	2	0	0	0	0	0	0	0	0	0	0	2
5:00	0	0	0	0	0	0	0	0	0	0	0	0	0	0
5:15	0	0	0	0	0	0	0	0	0	0	0	0	0	0
5:30	1	1	0	0	1	0	0	0	0	0	0	0	0	3
5:45	0	0	0	0	0	0	0	0	0	0	0	0	0	0
6:00	0	0	0	0	0	0	0	0	0	0	0	0	0	0
6:15	0	0	0	1	0	0	0	0	0	0	0	0	0	1
6:30	0	0	0	0	0	0	0	0	0	0	0	0	0	0
6:45	1	0	0	0	0	0	0	0	0	0	0	0	0	1
7:00	0	1	2	0	0	0	0	0	0	0	0	0	0	3
7:15	0	0	0	0	0	0	0	0	0	0	0	0	0	0
7:30	2	0	0	1	1	0	0	0	0	0	0	0	0	4
7:45	0	0	0	0	0	0	0	0	0	0	0	0	0	0
8:00	0	0	0	2	0	0	0	0	0	0	0	0	0	2
8:15	0	0	0	1	0	0	0	0	0	0	0	0	0	1
8:30	2	0	0	1	0	0	0	0	0	0	0	0	0	3
8:45	1	0	0	1	0	0	0	0	0	0	0	0	0	2
9:00	0	0	1	2	0	0	0	0	0	0	0	0	0	3
9:15	1	1	2	1	0	0	0	0	0	0	0	0	0	5
9:30	2	0	0	0	0	0	0	0	0	0	0	0	0	2
9:45	0	1	1	1	1	0	0	0	0	0	0	0	0	4
10:00	1	0	0	0	0	0	0	0	0	0	0	0	0	1
10:15	1	0	2	1	0	0	0	0	0	0	0	0	0	4
10:30	1	0	3	1	1	0	0	0	0	0	0	0	0	6
10:45	1	2	2	1	0	0	0	0	0	0	0	0	0	6
11:00	2	0	1	0	1	0	0	0	0	0	0	0	0	4
11:15	3	0	1	0	0	0	0	0	0	0	0	0	0	4
11:30	1	1	0	0	0	0	0	0	0	0	0	0	0	2
11:45	1	0	0	1	0	0	0	0	0	0	0	0	0	2
12:00 PM	1	0	2	1	0	0	0	0	0	0	0	0	0	4
12:15	2	1	1	1	0	0	0	0	0	0	0	0	0	5
12:30	0	0	0	2	0	0	0	0	0	0	0	0	0	2
12:45	0	0	2	0	0	0	0	0	0	0	0	0	0	2
13:00	0	0	0	0	0	0	0	0	0	0	0	0	0	0
13:15	1	1	2	0	0	0	0	0	0	0	0	0	0	4
13:30	0	1	1	0	0	0	0	0	0	0	0	0	0	2
13:45	0	1	0	0	0	0	0	0	0	0	0	0	0	1
14:00	2	0	4	3	0	0	0	0	0	0	0	0	0	9
14:15	2	3	0	0	0	0	0	0	0	0	0	0	0	5
14:30	0	1	3	0	0	0	0	0	0	0	0	0	0	4
14:45	0	0	0	1	0	0	0	0	0	0	0	0	0	1
15:00	0	0	2	2	1	0	0	0	0	0	0	0	0	5
15:15	0	0	1	0	0	0	0	0	0	0	0	0	0	1
15:30	0	0	2	1	0	0	0	0	0	0	0	0	0	3
15:45	2	0	0	0	0	0	0	0	0	0	0	0	0	2
16:00	0	0	3	0	0	0	0	0	0	0	0	0	0	3
16:15	0	1	2	0	2	0	0	0	0	0	0	0	0	5
16:30	0	0	1	1	0	0	0	0	0	0	0	0	0	2
16:45	0	0	1	0	0	0	0	0	0	0	0	0	0	1
17:00	0	1	2	0	0	0	0	0	0	0	0	0	0	3
17:15	0	2	0	0	0	0	0	0	0	0	0	0	0	2
17:30	0	0	0	0	0	0	0	0	0	0	0	0	0	0
17:45	0	0	2	1	0	0	0	0	0	0	0	0	0	3
18:00	0	1	3	0	0	0	0	0	0	0	0	0	0	4
18:15	0	0	1	1	0	0	0	0	0	0	0	0	0	2
18:30	0	0	1	0	0	0	0	0	0	0	0	0	0	1
18:45	0	1	0	1	0	0	0	0	0	0	0	0	0	2
19:00	0	0	1	0	0	0	0	0	0	0	0	0	0	1
19:15	0	0	1	1	0	0	0	0	0	0	0	0	0	2
19:30	0	0	0	0	0	0	0	0	0	0	0	0	0	0
19:45	0	0	2	0	1	0	0	0	0	0	0	0	0	3
20:00	0	0	0	0	1	0	0	0	0	0	0	0	0	1
20:15	0	1	0	1	0	0	0	0	0	0	0	0	0	2
20:30	0	0	4	1	0	0	0	0	0	0	0	0	0	5
20:45	0	0	0	0	1	0	0	0	0	0	0	0	0	1
21:00	0	0	0	0	0	0	0	0	0	0	0	0	0	0
21:15	0	1	0	0	0	0	0	0	0	0	0	0	0	1
21:30	0	1	4	0	0	0	0	0	0	0	0	0	0	5
21:45	0	0	0	0	0	0	0	0	0	0	0	0	0	0
22:00	0	0	1	0	1	0	0	0	0	0	0	0	0	2
22:15	0	0	0	0	0	0	0	0	0	0	0	0	0	0
22:30	0	0	0	0	0	0	0	0	0	0	0	0	0	0
22:45	0	0	0	0	0	0	0	0	0	0	0	0	0	0
23:00	0	0	0	0	0	0	0	0	0	0	0	0	0	0
23:15	0	0	0	2	0	0	0	0	0	0	0	0	0	2
23:30	0	0	0	0	0	0	0	0	0	0	0	0	0	0
23:45	0	0	0	0	0	0	0	0	0	0	0	0	0	0
Totals	31	24	67	35	12		1							170
% of Totals	18%	14%	39%	21%	7%		1%							100%

AM Volumes	21	7	18	15	5	0	1	0	0	0	0	0	0	67
% AM	12%	4%	11%	9%	3%		1%							39%
AM Peak Hour	10:30	10:45	10:15	8:00	9:45		2:30							10:15
Volume	7	3	8	5	2		1							20
PM Volumes	10	17	49	20	7	0	0	0	0	0	0	0	0	103
% PM	6%	10%	29%	12%	4%									61%
PM Peak Hour	13:30	13:30	13:15	12:00	15:30									13:45
Volume	4	5	7	4	2									19

Directional Peak Periods	AM 7-9			NOON 12-2			PM 4-6			Off Peak Volumes		
All Classes	Volume	⟷	%	Volume	⟷	%	Volume	⟷	%	Volume	⟷	%
	15		9%	20		12%	19		11%	116		68%

Street Name	Direction	Percentiles					
		15th	50th	Average	85th	95th	ADT
S Reese Pl	Summary	13	22	21	28	32	170

Prepared by National Data & Surveying Services

SPEED

S Reese Pl Bet. W Oak St & W Alameda Ave

Day: Thursday
Date: 2/2/2023

City: Burbank
Project #: CA23_020030_017n

North Bound

Time	< 15	15 - 19	20 - 24	25 - 29	30 - 34	35 - 39	40 - 44	45 - 49	50 - 54	55 - 59	60 - 64	65 - 69	70 +	Total
0:00 AM	0	0	0	0	0	0	0	0	0	0	0	0	0	0
1:00	0	0	0	0	0	0	0	0	0	0	0	0	0	0
2:00	0	0	0	0	0	0	0	0	0	0	0	0	0	0
3:00	0	0	1	0	0	0	0	0	0	0	0	0	0	1
4:00	0	0	1	0	0	0	0	0	0	0	0	0	0	1
5:00	0	1	0	0	0	0	0	0	0	0	0	0	0	1
6:00	1	0	0	0	0	0	0	0	0	0	0	0	0	1
7:00	1	1	0	0	0	0	0	0	0	0	0	0	0	2
8:00	0	0	0	2	0	0	0	0	0	0	0	0	0	2
9:00	1	1	1	3	0	0	0	0	0	0	0	0	0	6
10:00	0	1	4	2	1	0	0	0	0	0	0	0	0	8
11:00	4	0	1	0	1	0	0	0	0	0	0	0	0	6
12:00 PM	1	1	2	3	0	0	0	0	0	0	0	0	0	7
13:00	1	3	0	0	0	0	0	0	0	0	0	0	0	4
14:00	1	2	5	3	0	0	0	0	0	0	0	0	0	11
15:00	1	0	2	2	0	0	0	0	0	0	0	0	0	5
16:00	0	0	3	1	1	0	0	0	0	0	0	0	0	5
17:00	0	1	2	0	0	0	0	0	0	0	0	0	0	3
18:00	0	1	4	1	0	0	0	0	0	0	0	0	0	6
19:00	0	0	1	1	1	0	0	0	0	0	0	0	0	3
20:00	0	1	2	0	2	0	0	0	0	0	0	0	0	5
21:00	0	1	1	0	0	0	0	0	0	0	0	0	0	2
22:00	0	0	1	0	0	0	0	0	0	0	0	0	0	1
23:00	0	0	0	1	0	0	0	0	0	0	0	0	0	1
Totals	11	14	31	19	6									81
% of Totals	14%	17%	38%	23%	7%									100%

AM Volumes	7	4	8	7	2	0	0	0	0	0	0	0	0	28
% AM	9%	5%	10%	9%	2%									35%
AM Peak Hour	11:00	5:00	10:00	9:00	10:00									10:00
Volume	4	1	4	3	1									8
PM Volumes	4	10	23	12	4	0	0	0	0	0	0	0	0	53
% PM	5%	12%	28%	15%	5%									65%
PM Peak Hour	12:00	13:00	14:00	12:00	20:00									14:00
Volume	1	3	5	3	2									11

Directional Peak Periods	AM 7-9			NOON 12-2			PM 4-6			Off Peak Volumes		
All Speeds	Volume		%	Volume		%	Volume		%	Volume		%
	4	↔	5%	11	↔	14%	8	↔	10%	58	↔	72%

Street Name	Direction	Percentiles					
		15th	50th	Average	85th	95th	ADT
S Reese Pl	North Bound	15	23	22	28	32	81
S Reese Pl	South Bound	12	22	21	28	32	89

Prepared by National Data & Surveying Services

SPEED

S Reese Pl Bet. W Oak St & W Alameda Ave

Day: Thursday
Date: 2/2/2023

City: Burbank
Project #: CA23_020030_017s

South Bound

Time	< 15	15 - 19	20 - 24	25 - 29	30 - 34	35 - 39	40 - 44	45 - 49	50 - 54	55 - 59	60 - 64	65 - 69	70 +	Total
0:00 AM	0	0	0	0	0	0	0	0	0	0	0	0	0	0
1:00	0	0	0	0	0	0	0	0	0	0	0	0	0	0
2:00	0	0	0	0	0	0	0	0	0	0	0	0	0	0
3:00	0	0	0	0	0	0	1	0	0	0	0	0	0	1
4:00	0	0	1	0	0	0	0	0	0	0	0	0	0	1
5:00	1	0	0	0	1	0	0	0	0	0	0	0	0	2
6:00	0	0	0	1	0	0	0	0	0	0	0	0	0	1
7:00	1	0	2	1	1	0	0	0	0	0	0	0	0	5
8:00	3	0	0	3	0	0	0	0	0	0	0	0	0	6
9:00	2	1	3	1	1	0	0	0	0	0	0	0	0	8
10:00	4	1	3	1	0	0	0	0	0	0	0	0	0	9
11:00	3	1	1	1	0	0	0	0	0	0	0	0	0	6
12:00 PM	2	0	3	1	0	0	0	0	0	0	0	0	0	6
13:00	0	0	3	0	0	0	0	0	0	0	0	0	0	3
14:00	3	2	2	1	0	0	0	0	0	0	0	0	0	8
15:00	1	0	3	1	1	0	0	0	0	0	0	0	0	6
16:00	0	1	4	0	1	0	0	0	0	0	0	0	0	6
17:00	0	2	2	1	0	0	0	0	0	0	0	0	0	5
18:00	0	1	1	1	0	0	0	0	0	0	0	0	0	3
19:00	0	0	3	0	0	0	0	0	0	0	0	0	0	3
20:00	0	0	2	2	0	0	0	0	0	0	0	0	0	4
21:00	0	1	3	0	0	0	0	0	0	0	0	0	0	4
22:00	0	0	0	0	1	0	0	0	0	0	0	0	0	1
23:00	0	0	0	1	0	0	0	0	0	0	0	0	0	1
Totals	20	10	36	16	6		1							89
% of Totals	22%	11%	40%	18%	7%		1%							100%

AM Volumes	14	3	10	8	3	0	1	0	0	0	0	0	0	39
% AM	16%	3%	11%	9%	3%		1%							44%
AM Peak Hour	10:00	9:00	9:00	8:00	5:00		3:00							10:00
Volume	4	1	3	3	1		1							9
PM Volumes	6	7	26	8	3	0	0	0	0	0	0	0	0	50
% PM	7%	8%	29%	9%	3%									56%
PM Peak Hour	14:00	14:00	16:00	20:00	15:00									14:00
Volume	3	2	4	2	1									8

Directional Peak Periods	AM 7-9			NOON 12-2			PM 4-6			Off Peak Volumes		
All Speeds	Volume		%	Volume		%	Volume		%	Volume		%
	11	↔	12%	9	↔	10%	11	↔	12%	58	↔	65%

Street Name	Direction	Percentiles					
		15th	50th	Average	85th	95th	ADT
S Reese Pl	North Bound	15	23	22	28	32	81
S Reese Pl	South Bound	12	22	21	28	32	89

Prepared by National Data & Surveying Services

SPEED

S Reese Pl Bet. W Oak St & W Alameda Ave

Day: Thursday
Date: 2/2/2023

City: Burbank
Project #: CA23_020030_017

Summary

Time	< 15	15 - 19	20 - 24	25 - 29	30 - 34	35 - 39	40 - 44	45 - 49	50 - 54	55 - 59	60 - 64	65 - 69	70 +	Total
0:00 AM	0	0	0	0	0	0	0	0	0	0	0	0	0	0
1:00	0	0	0	0	0	0	0	0	0	0	0	0	0	0
2:00	0	0	0	0	0	0	0	0	0	0	0	0	0	0
3:00	0	0	1	0	0	0	1	0	0	0	0	0	0	2
4:00	0	0	2	0	0	0	0	0	0	0	0	0	0	2
5:00	1	1	0	0	1	0	0	0	0	0	0	0	0	3
6:00	1	0	0	1	0	0	0	0	0	0	0	0	0	2
7:00	2	1	2	1	1	0	0	0	0	0	0	0	0	7
8:00	3	0	0	5	0	0	0	0	0	0	0	0	0	8
9:00	3	2	4	4	1	0	0	0	0	0	0	0	0	14
10:00	4	2	7	3	1	0	0	0	0	0	0	0	0	17
11:00	7	1	2	1	1	0	0	0	0	0	0	0	0	12
12:00 PM	3	1	5	4	0	0	0	0	0	0	0	0	0	13
13:00	1	3	3	0	0	0	0	0	0	0	0	0	0	7
14:00	4	4	7	4	0	0	0	0	0	0	0	0	0	19
15:00	2	0	5	3	1	0	0	0	0	0	0	0	0	11
16:00	0	1	7	1	2	0	0	0	0	0	0	0	0	11
17:00	0	3	4	1	0	0	0	0	0	0	0	0	0	8
18:00	0	2	5	2	0	0	0	0	0	0	0	0	0	9
19:00	0	0	4	1	1	0	0	0	0	0	0	0	0	6
20:00	0	1	4	2	2	0	0	0	0	0	0	0	0	9
21:00	0	2	4	0	0	0	0	0	0	0	0	0	0	6
22:00	0	0	1	0	1	0	0	0	0	0	0	0	0	2
23:00	0	0	0	2	0	0	0	0	0	0	0	0	0	2
Totals	31	24	67	35	12		1							170
% of Totals	18%	14%	39%	21%	7%		1%							100%

AM Volumes	21	7	18	15	5	0	1	0	0	0	0	0	0	67
% AM	12%	4%	11%	9%	3%		1%							39%
AM Peak Hour	11:00	9:00	10:00	8:00	5:00		3:00							10:00
Volume	7	2	7	5	1		1							17
PM Volumes	10	17	49	20	7	0	0	0	0	0	0	0	0	103
% PM	6%	10%	29%	12%	4%									61%
PM Peak Hour	14:00	14:00	14:00	12:00	16:00									14:00
Volume	4	4	7	4	2									19

Directional Peak Periods	AM 7-9			NOON 12-2			PM 4-6			Off Peak Volumes		
All Speeds	Volume		%	Volume		%	Volume		%	Volume		%
	15	↔	9%	20	↔	12%	19	↔	11%	116	↔	68%

Street Name	Direction	Percentiles					
		15th	50th	Average	85th	95th	ADT
S Reese Pl	Summary	13	22	21	28	32	170

Prepared by NDS/ATD

Prepared by National Data & Surveying Services

VOLUME

S Reese Pl Bet. W Oak St & W Alameda Ave

Day: Thursday
Date: 2/2/2023

City: Burbank
Project #: CA23_020030_017

DAILY TOTALS	NB	SB	EB	WB	Total
	81	89	0	0	170

AM Period	NB		SB		EB	WB	TOTAL		PM Period	NB		SB		EB	WB	TOTAL	
0:00	0		0		0	0			12:00	1		3		0	0	4	
0:15	0		0		0	0			12:15	3		2		0	0	5	
0:30	0		0		0	0			12:30	2		0		0	0	2	
0:45	0		0		0	0			12:45	1	7	1	6	0	0	2	13
1:00	0		0		0	0			13:00	0		0		0	0		
1:15	0		0		0	0			13:15	2		2		0	0	4	
1:30	0		0		0	0			13:30	1		1		0	0	2	
1:45	0		0		0	0			13:45	1	4	0	3	0	0	1	7
2:00	0		0		0	0			14:00	5		4		0	0	9	
2:15	0		0		0	0			14:15	2		3		0	0	5	
2:30	0		0		0	0			14:30	3		1		0	0	4	
2:45	0		0		0	0			14:45	1	11	0	8	0	0	1	19
3:00	0		0		0	0			15:00	2		3		0	0	5	
3:15	1		1		0	0	2		15:15	0		1		0	0	1	
3:30	0		0		0	0			15:30	2		1		0	0	3	
3:45	0	1	0	1	0	0		2	15:45	1	5	1	6	0	0	2	11
4:00	0		0		0	0			16:00	2		1		0	0	3	
4:15	0		0		0	0			16:15	1		4		0	0	5	
4:30	0		0		0	0			16:30	1		1		0	0	2	
4:45	1	1	1	1	0	0	2	2	16:45	1	5	0	6	0	0	1	11
5:00	0		0		0	0			17:00	2		1		0	0	3	
5:15	0		0		0	0			17:15	0		2		0	0	2	
5:30	1		2		0	0	3		17:30	0		0		0	0		
5:45	0	1	0	2	0	0		3	17:45	1	3	2	5	0	0	3	8
6:00	0		0		0	0			18:00	3		1		0	0	4	
6:15	0		1		0	0	1		18:15	2		0		0	0	2	
6:30	0		0		0	0			18:30	0		1		0	0	1	
6:45	1	1	0	1	0	0	1	2	18:45	1	6	1	3	0	0	2	9
7:00	1		2		0	0	3		19:00	1		0		0	0	1	
7:15	0		0		0	0			19:15	1		1		0	0	2	
7:30	1		3		0	0	4		19:30	0		0		0	0		
7:45	0	2	0	5	0	0		7	19:45	1	3	2	3	0	0	3	6
8:00	1		1		0	0	2		20:00	1		0		0	0	1	
8:15	1		0		0	0	1		20:15	1		1		0	0	2	
8:30	0		3		0	0	3		20:30	2		3		0	0	5	
8:45	0	2	2	6	0	0	2	8	20:45	1	5	0	4	0	0	1	9
9:00	1		2		0	0	3		21:00	0		0		0	0		
9:15	3		2		0	0	5		21:15	1		0		0	0	1	
9:30	1		1		0	0	2		21:30	1		4		0	0	5	
9:45	1	6	3	8	0	0	4	14	21:45	0	2	0	4	0	0		6
10:00	0		1		0	0	1		22:00	1		1		0	0	2	
10:15	2		2		0	0	4		22:15	0		0		0	0		
10:30	4		2		0	0	6		22:30	0		0		0	0		
10:45	2	8	4	9	0	0	6	17	22:45	0	1	0	1	0	0		2
11:00	2		2		0	0	4		23:00	0		0		0	0		
11:15	3		1		0	0	4		23:15	1		1		0	0	2	
11:30	0		2		0	0	2		23:30	0		0		0	0		
11:45	1	6	1	6	0	0	2	12	23:45	0	1	0	1	0	0		2
TOTALS		28		39				67	TOTALS		53		50				103
SPLIT %		41.8%		58.2%				39.4%	SPLIT %		51.5%		48.5%				60.6%

DAILY TOTALS	NB	SB	EB	WB	Total
	81	89	0	0	170

AM Peak Hour	10:30	10:15			10:15	PM Peak Hour	13:45	13:30			13:45
AM Pk Volume	11	10			20	PM Pk Volume	11	8			19
Pk Hr Factor	0.688	0.625			0.833	Pk Hr Factor	0.550	0.500			0.528
7 - 9 Volume	4	11	0	0	15	4 - 6 Volume	8	11	0	0	19
7 - 9 Peak Hour	7:30	8:00			8:00	4 - 6 Peak Hour	16:00	16:00			16:00
7 - 9 Pk Volume	3	6	0	0	8	4 - 6 Pk Volume	5	6	0	0	11
Pk Hr Factor	0.750	0.500	0.000	0.000	0.667	Pk Hr Factor	0.625	0.375	0.000	0.000	0.550

Prepared by NDS/ATD

Project #: CA23_020030_017 **City:** Burbank

Location: S Reese Pl Bet. W Oak St & W Alameda Ave **Date:** 2/2/2023

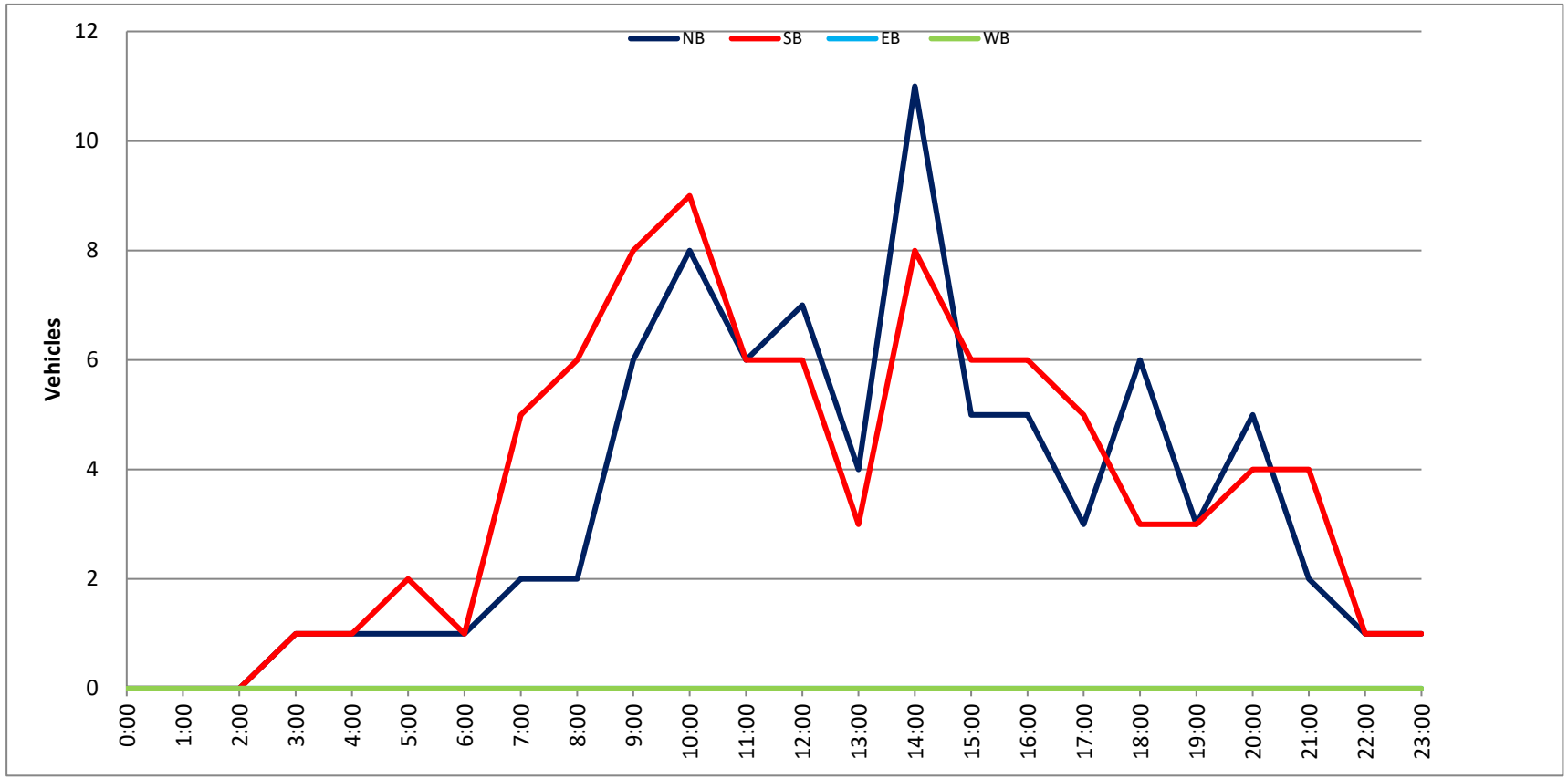

Prepared by National Data & Surveying Services

SPEED

S Reese Pl Bet. W Olive Ave & W Oak St

Day: Tuesday
Date: 1/17/2023

City: Burbank
Project #: CA23_020030_016n

North Bound

Time	< 15	15 - 19	20 - 24	25 - 29	30 - 34	35 - 39	40 - 44	45 - 49	50 - 54	55 - 59	60 - 64	65 - 69	70 +	Total
0:00 AM	0	0	0	0	0	0	0	0	0	0	0	0	0	0
0:15	0	0	0	0	0	0	0	0	0	0	0	0	0	0
0:30	0	0	0	0	0	0	0	0	0	0	0	0	0	0
0:45	0	0	0	0	0	0	0	0	0	0	0	0	0	0
1:00	0	0	0	0	0	0	0	0	0	0	0	0	0	0
1:15	0	0	0	0	0	0	0	0	0	0	0	0	0	0
1:30	0	0	0	0	0	0	0	0	0	0	0	0	0	0
1:45	0	0	0	0	0	0	0	0	0	0	0	0	0	0
2:00	0	0	0	0	0	0	0	0	0	0	0	0	0	0
2:15	0	0	0	0	0	0	0	0	0	0	0	0	0	0
2:30	0	0	0	0	0	0	0	0	0	0	0	0	0	0
2:45	0	0	0	0	0	0	0	0	0	0	0	0	0	0
3:00	0	0	0	0	0	0	0	0	0	0	0	0	0	0
3:15	0	0	0	0	0	0	0	0	0	0	0	0	0	0
3:30	0	0	0	0	0	0	0	0	0	0	0	0	0	0
3:45	0	0	0	0	0	0	0	0	0	0	0	0	0	0
4:00	0	0	0	0	0	0	0	0	0	0	0	0	0	0
4:15	0	0	0	0	0	0	0	0	0	0	0	0	0	0
4:30	0	1	0	0	0	0	0	0	0	0	0	0	0	1
4:45	0	0	0	0	0	0	0	0	0	0	0	0	0	0
5:00	1	0	0	0	0	0	0	0	0	0	0	0	0	1
5:15	0	0	0	0	0	0	0	0	0	0	0	0	0	0
5:30	0	0	1	0	0	0	0	0	0	0	0	0	0	1
5:45	0	1	0	0	0	0	0	0	0	0	0	0	0	1
6:00	1	0	0	0	0	0	0	0	0	0	0	0	0	1
6:15	0	2	1	0	0	0	0	0	0	0	0	0	0	3
6:30	1	0	1	0	0	0	0	0	0	0	0	0	0	2
6:45	0	1	0	0	0	0	0	0	0	0	0	0	0	1
7:00	0	0	1	0	0	0	0	0	0	0	0	0	0	1
7:15	0	0	0	0	0	0	0	0	0	0	0	0	0	0
7:30	0	0	1	0	0	0	0	0	0	0	0	0	0	1
7:45	0	2	0	0	0	0	0	0	0	0	0	0	0	2
8:00	0	0	0	0	0	0	0	0	0	0	0	0	0	0
8:15	0	5	1	0	0	0	0	0	0	0	0	0	0	6
8:30	0	1	3	0	0	0	0	0	0	0	0	0	0	4
8:45	0	0	0	0	0	0	0	0	0	0	0	0	0	0
9:00	0	1	2	0	0	0	0	0	0	0	0	0	0	3
9:15	0	1	0	0	0	0	0	0	0	0	0	0	0	1
9:30	0	1	1	0	0	0	0	0	0	0	0	0	0	2
9:45	0	1	0	0	0	0	0	0	0	0	0	0	0	1
10:00	0	1	0	1	0	0	0	0	0	0	0	0	0	2
10:15	0	0	3	0	0	0	0	0	0	0	0	0	0	3
10:30	0	4	1	0	0	0	0	0	0	0	0	0	0	5
10:45	0	2	0	0	0	0	0	0	0	0	0	0	0	2
11:00	1	3	0	0	0	0	0	0	0	0	0	0	0	4
11:15	0	0	2	0	0	0	0	0	0	0	0	0	0	2
11:30	0	1	1	0	0	0	0	0	0	0	0	0	0	2
11:45	0	1	2	1	0	0	0	0	0	0	0	0	0	4
12:00 PM	0	1	0	1	0	0	0	0	0	0	0	0	0	2
12:15	0	0	5	0	0	0	0	0	0	0	0	0	0	5
12:30	0	0	1	0	0	0	0	0	0	0	0	0	0	1
12:45	2	1	0	0	0	0	0	0	0	0	0	0	0	3
13:00	1	2	2	0	0	0	0	0	0	0	0	0	0	5
13:15	0	0	0	1	0	0	0	0	0	0	0	0	0	1
13:30	0	1	0	0	0	0	0	0	0	0	0	0	0	1
13:45	0	0	2	0	0	0	0	0	0	0	0	0	0	2
14:00	0	4	2	0	0	0	0	0	0	0	0	0	0	6
14:15	0	2	0	1	0	0	0	0	0	0	0	0	0	3
14:30	1	3	0	0	0	0	0	0	0	0	0	0	0	4
14:45	1	3	3	0	1	0	0	0	0	0	0	0	0	8
15:00	2	1	0	0	0	0	0	0	0	0	0	0	0	3
15:15	2	4	1	0	0	0	0	0	0	0	0	0	0	7
15:30	1	2	2	0	1	0	0	0	0	0	0	0	0	6
15:45	0	1	0	0	0	0	0	0	0	0	0	0	0	1
16:00	1	0	2	1	0	0	0	0	0	0	0	0	0	4
16:15	0	1	0	0	0	0	0	0	0	0	0	0	0	1
16:30	0	0	1	0	0	0	0	0	0	0	0	0	0	1
16:45	0	1	0	0	0	0	0	0	0	0	0	0	0	1
17:00	0	4	1	0	0	0	0	0	0	0	0	0	0	5
17:15	1	0	0	0	0	0	0	0	0	0	0	0	0	1
17:30	1	6	1	0	0	0	0	0	0	0	0	0	0	8
17:45	0	3	0	0	0	0	0	0	0	0	0	0	0	3
18:00	0	4	1	0	0	0	0	0	0	0	0	0	0	5
18:15	0	2	1	0	0	0	0	0	0	0	0	0	0	3
18:30	0	0	0	0	0	0	0	0	0	0	0	0	0	0
18:45	0	0	1	1	0	0	0	0	0	0	0	0	0	2
19:00	0	1	2	0	0	0	0	0	0	0	0	0	0	3
19:15	0	1	0	0	0	0	0	0	0	0	0	0	0	1
19:30	0	0	0	0	0	0	0	0	0	0	0	0	0	0
19:45	0	2	0	0	0	0	0	0	0	0	0	0	0	2
20:00	1	1	2	0	0	0	0	0	0	0	0	0	0	4
20:15	0	1	0	0	0	0	0	0	0	0	0	0	0	1
20:30	0	1	0	0	0	0	0	0	0	0	0	0	0	1
20:45	0	1	0	0	0	0	0	0	0	0	0	0	0	1
21:00	0	2	0	0	0	0	0	0	0	0	0	0	0	2
21:15	1	0	0	0	0	0	0	0	0	0	0	0	0	1
21:30	0	0	0	0	0	0	0	0	0	0	0	0	0	0
21:45	0	0	1	0	0	0	0	0	0	0	0	0	0	1
22:00	0	0	0	0	0	0	0	0	0	0	0	0	0	0
22:15	1	0	0	0	0	0	0	0	0	0	0	0	0	1
22:30	0	0	0	0	0	0	0	0	0	0	0	0	0	0
22:45	0	0	0	0	0	0	0	0	0	0	0	0	0	0
23:00	0	0	0	0	0	0	0	0	0	0	0	0	0	0
23:15	1	0	0	0	0	0	0	0	0	0	0	0	0	1
23:30	0	0	0	0	0	0	0	0	0	0	0	0	0	0
23:45	0	0	0	0	0	0	0	0	0	0	0	0	0	0
Totals	21	85	52	7	2									167
% of Totals	13%	51%	31%	4%	1%									100%

AM Volumes	4	29	21	2	0	0	0	0	0	0	0	0	0	56
% AM	2%	17%	13%	1%										34%
AM Peak Hour	5:45	10:15	11:30	11:15										10:15
Volume	2	9	8	2										14
PM Volumes	17	56	31	5	2	0	0	0	0	0	0	0	0	111
% PM	10%	34%	19%	3%	1%									66%
PM Peak Hour	14:30	17:30	12:15	12:00	14:45									14:45
Volume	6	15	8	1	2									24

Directional Peak Periods	AM 7-9			NOON 12-2			PM 4-6			Off Peak Volumes		
All Classes	Volume	⟷	%	Volume	⟷	%	Volume	⟷	%	Volume	⟷	%
	14		8%	20		12%	24		14%	109		65%

Street Name	Direction	Percentiles					
		15th	50th	Average	85th	95th	ADT
S Reese Pl	North Bound	15	19	19	23	25	167
S Reese Pl	South Bound	11	17	16	21	24	562

Prepared by National Data & Surveying Services

SPEED

S Reese Pl Bet. W Olive Ave & W Oak St

Day: Tuesday
Date: 1/17/2023

City: Burbank
Project #: CA23_020030_016s

South Bound

Time	< 15	15 - 19	20 - 24	25 - 29	30 - 34	35 - 39	40 - 44	45 - 49	50 - 54	55 - 59	60 - 64	65 - 69	70 +	Total
0:00 AM	0	0	0	0	0	0	0	0	0	0	0	0	0	0
0:15	1	1	0	0	0	0	0	0	0	0	0	0	0	2
0:30	0	1	0	0	0	0	0	0	0	0	0	0	0	1
0:45	0	0	0	0	0	0	0	0	0	0	0	0	0	0
1:00	0	0	0	0	0	0	0	0	0	0	0	0	0	0
1:15	0	1	0	0	0	0	0	0	0	0	0	0	0	1
1:30	0	0	0	0	0	0	0	0	0	0	0	0	0	0
1:45	0	0	0	0	0	0	0	0	0	0	0	0	0	0
2:00	0	0	0	0	0	0	0	0	0	0	0	0	0	0
2:15	0	0	0	0	0	0	0	0	0	0	0	0	0	0
2:30	0	0	0	0	0	0	0	0	0	0	0	0	0	0
2:45	0	1	0	0	0	0	0	0	0	0	0	0	0	1
3:00	0	0	0	0	0	0	0	0	0	0	0	0	0	0
3:15	0	0	0	0	0	0	0	0	0	0	0	0	0	0
3:30	0	0	0	0	0	0	0	0	0	0	0	0	0	0
3:45	0	0	0	0	0	0	0	0	0	0	0	0	0	0
4:00	1	0	0	0	0	0	0	0	0	0	0	0	0	1
4:15	0	0	0	0	0	0	0	0	0	0	0	0	0	0
4:30	0	0	0	0	0	0	0	0	0	0	0	0	0	0
4:45	0	0	0	0	0	0	0	0	0	0	0	0	0	0
5:00	0	0	0	0	0	0	0	0	0	0	0	0	0	0
5:15	0	0	0	0	0	0	0	0	0	0	0	0	0	0
5:30	0	0	0	0	0	0	0	0	0	0	0	0	0	0
5:45	0	0	0	0	0	0	0	0	0	0	0	0	0	0
6:00	0	0	0	0	0	0	0	0	0	0	0	0	0	0
6:15	1	1	0	0	0	0	0	0	0	0	0	0	0	2
6:30	1	0	0	0	0	0	0	0	0	0	0	0	0	1
6:45	0	2	0	0	0	0	0	0	0	0	0	0	0	2
7:00	2	0	0	0	0	0	0	0	0	0	0	0	0	2
7:15	1	0	0	0	0	0	0	0	0	0	0	0	0	1
7:30	2	1	0	0	0	0	0	0	0	0	0	0	0	3
7:45	2	5	2	0	0	0	0	0	0	0	0	0	0	9
8:00	0	3	2	0	0	0	0	0	0	0	0	0	0	5
8:15	4	2	1	0	0	0	0	0	0	0	0	0	0	7
8:30	3	4	0	0	0	0	0	0	0	0	0	0	0	7
8:45	3	3	0	0	0	0	0	0	0	0	0	0	0	6
9:00	1	2	0	0	0	0	0	0	0	0	0	0	0	3
9:15	1	1	2	0	0	0	0	0	0	0	0	0	0	4
9:30	2	3	0	0	0	0	0	0	0	0	0	0	0	5
9:45	2	4	0	0	0	0	0	0	0	0	0	0	0	6
10:00	2	2	0	0	0	0	0	0	0	0	0	0	0	4
10:15	0	3	2	0	0	0	0	0	0	0	0	0	0	5
10:30	1	5	0	0	0	0	0	0	0	0	0	0	0	6
10:45	2	5	1	0	0	0	0	0	0	0	0	0	0	8
11:00	0	2	2	0	0	0	0	0	0	0	0	0	0	4
11:15	2	9	1	0	0	0	0	0	0	0	0	0	0	12
11:30	2	6	3	0	0	0	0	0	0	0	0	0	0	11
11:45	3	3	1	0	0	0	0	0	0	0	0	0	0	7
12:00 PM	1	4	4	0	0	0	0	0	0	0	0	0	0	9
12:15	1	8	1	0	0	0	0	0	0	0	0	0	0	10
12:30	3	6	4	0	0	0	0	0	0	0	0	0	0	13
12:45	4	5	5	0	0	0	0	0	0	0	0	0	0	14
13:00	7	4	3	0	0	0	0	0	0	0	0	0	0	14
13:15	2	11	0	0	0	0	0	0	0	0	0	0	0	13
13:30	0	8	2	0	0	0	0	0	0	0	0	0	0	10
13:45	4	16	2	0	0	0	0	0	0	0	0	0	0	22
14:00	6	10	2	0	0	0	0	0	0	0	0	0	0	18
14:15	5	11	5	1	0	0	0	0	0	0	0	0	0	22
14:30	1	7	4	0	0	0	0	0	0	0	0	0	0	12
14:45	1	13	3	0	0	0	0	0	0	0	0	0	0	17
15:00	3	8	4	0	0	0	0	0	0	0	0	0	0	15
15:15	2	6	2	0	0	0	0	0	0	0	0	0	0	10
15:30	4	6	2	0	0	0	0	0	0	0	0	0	0	12
15:45	3	4	1	0	0	0	0	0	0	0	0	0	0	8
16:00	5	9	2	1	0	0	0	0	0	0	0	0	0	17
16:15	4	6	1	0	0	0	0	0	0	0	0	0	0	11
16:30	1	6	1	0	0	0	0	0	0	0	0	0	0	8
16:45	1	3	1	0	0	0	0	0	0	0	0	0	0	5
17:00	1	5	2	0	0	0	0	0	0	0	0	0	0	8
17:15	3	6	0	0	0	0	0	0	0	0	0	0	0	9
17:30	2	7	1	0	0	0	0	0	0	0	0	0	0	10
17:45	3	9	1	0	0	0	0	0	0	0	0	0	0	13
18:00	0	2	2	0	0	0	0	0	0	0	0	0	0	4
18:15	3	4	2	0	0	0	0	0	0	0	0	0	0	9
18:30	3	8	1	1	0	0	0	0	0	0	0	0	0	13
18:45	4	1	1	0	0	0	0	0	0	0	0	0	0	6
19:00	3	8	0	0	0	0	0	0	0	0	0	0	0	11
19:15	4	1	1	1	0	0	0	0	0	0	0	0	0	7
19:30	3	18	3	0	0	0	0	0	0	0	0	0	0	24
19:45	0	6	1	0	0	0	0	0	0	0	0	0	0	7
20:00	0	5	0	0	0	0	0	0	0	0	0	0	0	5
20:15	2	5	1	0	0	0	0	0	0	0	0	0	0	8
20:30	0	5	1	1	0	0	0	0	0	0	0	0	0	7
20:45	1	4	0	0	0	0	0	0	0	0	0	0	0	5
21:00	1	2	0	1	0	0	0	0	0	0	0	0	0	4
21:15	3	3	2	0	0	0	0	0	0	0	0	0	0	8
21:30	1	1	0	0	0	0	0	0	0	0	0	0	0	2
21:45	4	3	1	1	0	0	0	0	0	0	0	0	0	9
22:00	1	2	0	0	0	0	0	0	0	0	0	0	0	3
22:15	0	0	0	0	0	0	0	0	0	0	0	0	0	0
22:30	2	0	0	0	0	0	0	0	0	0	0	0	0	2
22:45	0	0	0	0	0	0	0	0	0	0	0	0	0	0
23:00	0	0	0	0	0	0	0	0	0	0	0	0	0	0
23:15	0	0	0	0	0	0	0	0	0	0	0	0	0	0
23:30	0	1	0	0	0	0	0	0	0	0	0	0	0	1
23:45	1	0	0	0	0	0	0	0	0	0	0	0	0	1
Totals	142	327	86	7										562
% of Totals	25%	58%	15%	1%										100%

AM Volumes	39	70	17	0	0	0	0	0	0	0	0	0	0	126
% AM	7%	12%	3%											22%
AM Peak Hour	8:15	10:45	11:45											11:15
Volume	11	22	10											39
PM Volumes	103	257	69	7	0	0	0	0	0	0	0	0	0	436
% PM	18%	46%	12%	1%										78%
PM Peak Hour	12:30	13:15	14:15	18:30										13:45
Volume	16	45	16	2										74

Directional Peak Periods	AM 7-9			NOON 12-2			PM 4-6			Off Peak Volumes		
All Classes	Volume	⟷	%	Volume	⟷	%	Volume	⟷	%	Volume	⟷	%
	40		7%	105		19%	81		14%	336		60%

Street Name	Direction	Percentiles					
		15th	50th	Average	85th	95th	ADT
S Reese Pl	North Bound	15	19	19	23	25	167
S Reese Pl	South Bound	11	17	16	21	24	562

Prepared by National Data & Surveying Services

SPEED

S Reese Pl Bet. W Olive Ave & W Oak St

Day: Tuesday
Date: 1/17/2023

City: Burbank
Project #: CA23_020030_016

Summary

Time	< 15	15 - 19	20 - 24	25 - 29	30 - 34	35 - 39	40 - 44	45 - 49	50 - 54	55 - 59	60 - 64	65 - 69	70 +	Total
0:00 AM	0	0	0	0	0	0	0	0	0	0	0	0	0	0
0:15	1	1	0	0	0	0	0	0	0	0	0	0	0	2
0:30	0	1	0	0	0	0	0	0	0	0	0	0	0	1
0:45	0	0	0	0	0	0	0	0	0	0	0	0	0	0
1:00	0	0	0	0	0	0	0	0	0	0	0	0	0	0
1:15	0	1	0	0	0	0	0	0	0	0	0	0	0	1
1:30	0	0	0	0	0	0	0	0	0	0	0	0	0	0
1:45	0	0	0	0	0	0	0	0	0	0	0	0	0	0
2:00	0	0	0	0	0	0	0	0	0	0	0	0	0	0
2:15	0	0	0	0	0	0	0	0	0	0	0	0	0	0
2:30	0	0	0	0	0	0	0	0	0	0	0	0	0	0
2:45	0	1	0	0	0	0	0	0	0	0	0	0	0	1
3:00	0	0	0	0	0	0	0	0	0	0	0	0	0	0
3:15	0	0	0	0	0	0	0	0	0	0	0	0	0	0
3:30	0	0	0	0	0	0	0	0	0	0	0	0	0	0
3:45	0	0	0	0	0	0	0	0	0	0	0	0	0	0
4:00	1	0	0	0	0	0	0	0	0	0	0	0	0	1
4:15	0	0	0	0	0	0	0	0	0	0	0	0	0	0
4:30	0	1	0	0	0	0	0	0	0	0	0	0	0	1
4:45	0	0	0	0	0	0	0	0	0	0	0	0	0	0
5:00	1	0	0	0	0	0	0	0	0	0	0	0	0	1
5:15	0	0	0	0	0	0	0	0	0	0	0	0	0	0
5:30	0	0	1	0	0	0	0	0	0	0	0	0	0	1
5:45	0	1	0	0	0	0	0	0	0	0	0	0	0	1
6:00	1	0	0	0	0	0	0	0	0	0	0	0	0	1
6:15	1	3	1	0	0	0	0	0	0	0	0	0	0	5
6:30	2	0	1	0	0	0	0	0	0	0	0	0	0	3
6:45	0	3	0	0	0	0	0	0	0	0	0	0	0	3
7:00	2	0	1	0	0	0	0	0	0	0	0	0	0	3
7:15	1	0	0	0	0	0	0	0	0	0	0	0	0	1
7:30	2	1	1	0	0	0	0	0	0	0	0	0	0	4
7:45	2	7	2	0	0	0	0	0	0	0	0	0	0	11
8:00	0	3	2	0	0	0	0	0	0	0	0	0	0	5
8:15	4	7	2	0	0	0	0	0	0	0	0	0	0	13
8:30	3	5	3	0	0	0	0	0	0	0	0	0	0	11
8:45	3	3	0	0	0	0	0	0	0	0	0	0	0	6
9:00	1	3	2	0	0	0	0	0	0	0	0	0	0	6
9:15	1	2	2	0	0	0	0	0	0	0	0	0	0	5
9:30	2	4	1	0	0	0	0	0	0	0	0	0	0	7
9:45	2	5	0	0	0	0	0	0	0	0	0	0	0	7
10:00	2	3	0	1	0	0	0	0	0	0	0	0	0	6
10:15	0	3	5	0	0	0	0	0	0	0	0	0	0	8
10:30	1	9	1	0	0	0	0	0	0	0	0	0	0	11
10:45	2	7	1	0	0	0	0	0	0	0	0	0	0	10
11:00	1	5	2	0	0	0	0	0	0	0	0	0	0	8
11:15	2	9	3	0	0	0	0	0	0	0	0	0	0	14
11:30	2	7	4	0	0	0	0	0	0	0	0	0	0	13
11:45	3	4	3	1	0	0	0	0	0	0	0	0	0	11
12:00 PM	1	5	4	1	0	0	0	0	0	0	0	0	0	11
12:15	1	8	6	0	0	0	0	0	0	0	0	0	0	15
12:30	3	6	5	0	0	0	0	0	0	0	0	0	0	14
12:45	6	6	5	0	0	0	0	0	0	0	0	0	0	17
13:00	8	6	5	0	0	0	0	0	0	0	0	0	0	19
13:15	2	11	0	1	0	0	0	0	0	0	0	0	0	14
13:30	0	9	2	0	0	0	0	0	0	0	0	0	0	11
13:45	4	16	4	0	0	0	0	0	0	0	0	0	0	24
14:00	6	14	4	0	0	0	0	0	0	0	0	0	0	24
14:15	5	13	5	2	0	0	0	0	0	0	0	0	0	25
14:30	2	10	4	0	0	0	0	0	0	0	0	0	0	16
14:45	2	16	6	0	1	0	0	0	0	0	0	0	0	25
15:00	5	9	4	0	0	0	0	0	0	0	0	0	0	18
15:15	4	10	3	0	0	0	0	0	0	0	0	0	0	17
15:30	5	8	4	0	1	0	0	0	0	0	0	0	0	18
15:45	3	5	1	0	0	0	0	0	0	0	0	0	0	9
16:00	6	9	4	2	0	0	0	0	0	0	0	0	0	21
16:15	4	7	1	0	0	0	0	0	0	0	0	0	0	12
16:30	1	6	2	0	0	0	0	0	0	0	0	0	0	9
16:45	1	4	1	0	0	0	0	0	0	0	0	0	0	6
17:00	1	9	3	0	0	0	0	0	0	0	0	0	0	13
17:15	4	6	0	0	0	0	0	0	0	0	0	0	0	10
17:30	3	13	2	0	0	0	0	0	0	0	0	0	0	18
17:45	3	12	1	0	0	0	0	0	0	0	0	0	0	16
18:00	0	6	3	0	0	0	0	0	0	0	0	0	0	9
18:15	3	6	3	0	0	0	0	0	0	0	0	0	0	12
18:30	3	8	1	1	0	0	0	0	0	0	0	0	0	13
18:45	4	1	2	1	0	0	0	0	0	0	0	0	0	8
19:00	3	9	2	0	0	0	0	0	0	0	0	0	0	14
19:15	4	2	1	1	0	0	0	0	0	0	0	0	0	8
19:30	3	18	3	0	0	0	0	0	0	0	0	0	0	24
19:45	0	8	1	0	0	0	0	0	0	0	0	0	0	9
20:00	1	6	2	0	0	0	0	0	0	0	0	0	0	9
20:15	2	6	1	0	0	0	0	0	0	0	0	0	0	9
20:30	0	6	1	1	0	0	0	0	0	0	0	0	0	8
20:45	1	5	0	0	0	0	0	0	0	0	0	0	0	6
21:00	1	4	0	1	0	0	0	0	0	0	0	0	0	6
21:15	4	3	2	0	0	0	0	0	0	0	0	0	0	9
21:30	1	1	0	0	0	0	0	0	0	0	0	0	0	2
21:45	4	3	2	1	0	0	0	0	0	0	0	0	0	10
22:00	1	2	0	0	0	0	0	0	0	0	0	0	0	3
22:15	1	0	0	0	0	0	0	0	0	0	0	0	0	1
22:30	2	0	0	0	0	0	0	0	0	0	0	0	0	2
22:45	0	0	0	0	0	0	0	0	0	0	0	0	0	0
23:00	0	0	0	0	0	0	0	0	0	0	0	0	0	0
23:15	1	0	0	0	0	0	0	0	0	0	0	0	0	1
23:30	0	1	0	0	0	0	0	0	0	0	0	0	0	1
23:45	1	0	0	0	0	0	0	0	0	0	0	0	0	1
Totals	163	412	138	14	2									729
% of Totals	22%	57%	19%	2%	0%									100%

AM Volumes	43	99	38	2	0	0	0	0	0	0	0	0	0	182
% AM	6%	14%	5%	0%										25%
AM Peak Hour	8:15	10:30	11:45	11:15										11:45
Volume	11	30	18	2										51
PM Volumes	120	313	100	12	2	0	0	0	0	0	0	0	0	547
% PM	16%	43%	14%	2%	0%									75%
PM Peak Hour	12:30	13:45	12:15	18:30	14:45									14:00
Volume	19	53	21	3	2									90

Directional Peak Periods	AM 7-9			NOON 12-2			PM 4-6			Off Peak Volumes		
All Classes	Volume	⟷	%	Volume	⟷	%	Volume	⟷	%	Volume	⟷	%
	54		7%	125		17%	105		14%	445		61%

Street Name	Direction	Percentiles					
		15th	50th	Average	85th	95th	ADT
S Reese Pl	Summary	12	17	17	22	24	729

Prepared by National Data & Surveying Services

SPEED

S Reese Pl Bet. W Olive Ave & W Oak St

Day: Tuesday
Date: 1/17/2023

City: Burbank
Project #: CA23_020030_016n

North Bound

Time	< 15	15 - 19	20 - 24	25 - 29	30 - 34	35 - 39	40 - 44	45 - 49	50 - 54	55 - 59	60 - 64	65 - 69	70 +	Total
0:00 AM	0	0	0	0	0	0	0	0	0	0	0	0	0	0
1:00	0	0	0	0	0	0	0	0	0	0	0	0	0	0
2:00	0	0	0	0	0	0	0	0	0	0	0	0	0	0
3:00	0	0	0	0	0	0	0	0	0	0	0	0	0	0
4:00	0	1	0	0	0	0	0	0	0	0	0	0	0	1
5:00	1	1	1	0	0	0	0	0	0	0	0	0	0	3
6:00	2	3	2	0	0	0	0	0	0	0	0	0	0	7
7:00	0	2	2	0	0	0	0	0	0	0	0	0	0	4
8:00	0	6	4	0	0	0	0	0	0	0	0	0	0	10
9:00	0	4	3	0	0	0	0	0	0	0	0	0	0	7
10:00	0	7	4	1	0	0	0	0	0	0	0	0	0	12
11:00	1	5	5	1	0	0	0	0	0	0	0	0	0	12
12:00 PM	2	2	6	1	0	0	0	0	0	0	0	0	0	11
13:00	1	3	4	1	0	0	0	0	0	0	0	0	0	9
14:00	2	12	5	1	1	0	0	0	0	0	0	0	0	21
15:00	5	8	3	0	1	0	0	0	0	0	0	0	0	17
16:00	1	2	3	1	0	0	0	0	0	0	0	0	0	7
17:00	2	13	2	0	0	0	0	0	0	0	0	0	0	17
18:00	0	6	3	1	0	0	0	0	0	0	0	0	0	10
19:00	0	4	2	0	0	0	0	0	0	0	0	0	0	6
20:00	1	4	2	0	0	0	0	0	0	0	0	0	0	7
21:00	1	2	1	0	0	0	0	0	0	0	0	0	0	4
22:00	1	0	0	0	0	0	0	0	0	0	0	0	0	1
23:00	1	0	0	0	0	0	0	0	0	0	0	0	0	1
Totals	21	85	52	7	2									167
% of Totals	13%	51%	31%	4%	1%									100%

AM Volumes	4	29	21	2	0	0	0	0	0	0	0	0	0	56
% AM	2%	17%	13%	1%										34%
AM Peak Hour	6:00	10:00	11:00	10:00										10:00
Volume	2	7	5	1										12
PM Volumes	17	56	31	5	2	0	0	0	0	0	0	0	0	111
% PM	10%	34%	19%	3%	1%									66%
PM Peak Hour	15:00	17:00	12:00	12:00	14:00									14:00
Volume	5	13	6	1	1									21

Directional Peak Periods	AM 7-9			NOON 12-2			PM 4-6			Off Peak Volumes		
All Speeds	Volume		%	Volume		%	Volume		%	Volume		%
	14	↔	8%	20	↔	12%	24	↔	14%	109	↔	65%

Street Name	Direction	Percentiles					
		15th	50th	Average	85th	95th	ADT
S Reese Pl	North Bound	15	19	19	23	25	167
S Reese Pl	South Bound	11	17	16	21	24	562

Prepared by National Data & Surveying Services

SPEED

S Reese Pl Bet. W Olive Ave & W Oak St

Day: Tuesday
Date: 1/17/2023

City: Burbank
Project #: CA23_020030_016s

South Bound

Time	< 15	15 - 19	20 - 24	25 - 29	30 - 34	35 - 39	40 - 44	45 - 49	50 - 54	55 - 59	60 - 64	65 - 69	70 +	Total
0:00 AM	1	2	0	0	0	0	0	0	0	0	0	0	0	3
1:00	0	1	0	0	0	0	0	0	0	0	0	0	0	1
2:00	0	1	0	0	0	0	0	0	0	0	0	0	0	1
3:00	0	0	0	0	0	0	0	0	0	0	0	0	0	0
4:00	1	0	0	0	0	0	0	0	0	0	0	0	0	1
5:00	0	0	0	0	0	0	0	0	0	0	0	0	0	0
6:00	2	3	0	0	0	0	0	0	0	0	0	0	0	5
7:00	7	6	2	0	0	0	0	0	0	0	0	0	0	15
8:00	10	12	3	0	0	0	0	0	0	0	0	0	0	25
9:00	6	10	2	0	0	0	0	0	0	0	0	0	0	18
10:00	5	15	3	0	0	0	0	0	0	0	0	0	0	23
11:00	7	20	7	0	0	0	0	0	0	0	0	0	0	34
12:00 PM	9	23	14	0	0	0	0	0	0	0	0	0	0	46
13:00	13	39	7	0	0	0	0	0	0	0	0	0	0	59
14:00	13	41	14	1	0	0	0	0	0	0	0	0	0	69
15:00	12	24	9	0	0	0	0	0	0	0	0	0	0	45
16:00	11	24	5	1	0	0	0	0	0	0	0	0	0	41
17:00	9	27	4	0	0	0	0	0	0	0	0	0	0	40
18:00	10	15	6	1	0	0	0	0	0	0	0	0	0	32
19:00	10	33	5	1	0	0	0	0	0	0	0	0	0	49
20:00	3	19	2	1	0	0	0	0	0	0	0	0	0	25
21:00	9	9	3	2	0	0	0	0	0	0	0	0	0	23
22:00	3	2	0	0	0	0	0	0	0	0	0	0	0	5
23:00	1	1	0	0	0	0	0	0	0	0	0	0	0	2
Totals	142	327	86	7										562
% of Totals	25%	58%	15%	1%										100%

AM Volumes	39	70	17	0	0	0	0	0	0	0	0	0	0	126
% AM	7%	12%	3%											22%
AM Peak Hour	8:00	11:00	11:00											11:00
Volume	10	20	7											34
PM Volumes	103	257	69	7	0	0	0	0	0	0	0	0	0	436
% PM	18%	46%	12%	1%										78%
PM Peak Hour	13:00	14:00	12:00	21:00										14:00
Volume	13	41	14	2										69

Directional Peak Periods	AM 7-9			NOON 12-2			PM 4-6			Off Peak Volumes		
All Speeds	Volume	↔	%	Volume	↔	%	Volume	↔	%	Volume	↔	%
	40		7%	105		19%	81		14%	336		60%

Street Name	Direction	Percentiles					
		15th	50th	Average	85th	95th	ADT
S Reese Pl	North Bound	15	19	19	23	25	167
S Reese Pl	South Bound	11	17	16	21	24	562

Prepared by National Data & Surveying Services

SPEED

S Reese Pl Bet. W Olive Ave & W Oak St

Day: Tuesday
Date: 1/17/2023

City: Burbank
Project #: CA23_020030_016

Summary

Time	< 15	15 - 19	20 - 24	25 - 29	30 - 34	35 - 39	40 - 44	45 - 49	50 - 54	55 - 59	60 - 64	65 - 69	70 +	Total
0:00 AM	1	2	0	0	0	0	0	0	0	0	0	0	0	3
1:00	0	1	0	0	0	0	0	0	0	0	0	0	0	1
2:00	0	1	0	0	0	0	0	0	0	0	0	0	0	1
3:00	0	0	0	0	0	0	0	0	0	0	0	0	0	0
4:00	1	1	0	0	0	0	0	0	0	0	0	0	0	2
5:00	1	1	1	0	0	0	0	0	0	0	0	0	0	3
6:00	4	6	2	0	0	0	0	0	0	0	0	0	0	12
7:00	7	8	4	0	0	0	0	0	0	0	0	0	0	19
8:00	10	18	7	0	0	0	0	0	0	0	0	0	0	35
9:00	6	14	5	0	0	0	0	0	0	0	0	0	0	25
10:00	5	22	7	1	0	0	0	0	0	0	0	0	0	35
11:00	8	25	12	1	0	0	0	0	0	0	0	0	0	46
12:00 PM	11	25	20	1	0	0	0	0	0	0	0	0	0	57
13:00	14	42	11	1	0	0	0	0	0	0	0	0	0	68
14:00	15	53	19	2	1	0	0	0	0	0	0	0	0	90
15:00	17	32	12	0	1	0	0	0	0	0	0	0	0	62
16:00	12	26	8	2	0	0	0	0	0	0	0	0	0	48
17:00	11	40	6	0	0	0	0	0	0	0	0	0	0	57
18:00	10	21	9	2	0	0	0	0	0	0	0	0	0	42
19:00	10	37	7	1	0	0	0	0	0	0	0	0	0	55
20:00	4	23	4	1	0	0	0	0	0	0	0	0	0	32
21:00	10	11	4	2	0	0	0	0	0	0	0	0	0	27
22:00	4	2	0	0	0	0	0	0	0	0	0	0	0	6
23:00	2	1	0	0	0	0	0	0	0	0	0	0	0	3
Totals	163	412	138	14	2									729
% of Totals	22%	57%	19%	2%	0%									100%

AM Volumes	43	99	38	2	0	0	0	0	0	0	0	0	0	182
% AM	6%	14%	5%	0%										25%
AM Peak Hour	8:00	11:00	11:00	10:00										11:00
Volume	10	25	12	1										46
PM Volumes	120	313	100	12	2	0	0	0	0	0	0	0	0	547
% PM	16%	43%	14%	2%	0%									75%
PM Peak Hour	15:00	14:00	12:00	14:00	14:00									14:00
Volume	17	53	20	2	1									90

Directional Peak Periods	AM 7-9			NOON 12-2			PM 4-6			Off Peak Volumes		
All Speeds	Volume		%	Volume		%	Volume		%	Volume		%
	54	↔	7%	125	↔	17%	105	↔	14%	445	↔	61%

Street Name	Direction	Percentiles					
		15th	50th	Average	85th	95th	ADT
S Reese Pl	Summary	12	17	17	22	24	729

Prepared by NDS/ATD

Prepared by National Data & Surveying Services

VOLUME

S Reese Pl Bet. W Olive Ave & W Oak St

Day: Tuesday
Date: 1/17/2023

City: Burbank
Project #: CA23_020030_016

DAILY TOTALS	NB	SB	EB	WB	Total
	167	562	0	0	729

AM Period	NB		SB		EB	WB	TOTAL		PM Period	NB		SB		EB	WB	TOTAL	
0:00	0		0		0	0			12:00	2		9		0	0	11	
0:15	0		2		0	0	2		12:15	5		10		0	0	15	
0:30	0		1		0	0	1		12:30	1		13		0	0	14	
0:45	0		0	3	0	0		3	12:45	3	11	14	46	0	0	17	57
1:00	0		0		0	0			13:00	5		14		0	0	19	
1:15	0		1		0	0	1		13:15	1		13		0	0	14	
1:30	0		0		0	0			13:30	1		10		0	0	11	
1:45	0		0	1	0	0		1	13:45	2	9	22	59	0	0	24	68
2:00	0		0		0	0			14:00	6		18		0	0	24	
2:15	0		0		0	0			14:15	3		22		0	0	25	
2:30	0		0		0	0			14:30	4		12		0	0	16	
2:45	0		1	1	0	0	1	1	14:45	8	21	17	69	0	0	25	90
3:00	0		0		0	0			15:00	3		15		0	0	18	
3:15	0		0		0	0			15:15	7		10		0	0	17	
3:30	0		0		0	0			15:30	6		12		0	0	18	
3:45	0		0		0	0			15:45	1	17	8	45	0	0	9	62
4:00	0		1		0	0	1		16:00	4		17		0	0	21	
4:15	0		0		0	0			16:15	1		11		0	0	12	
4:30	1		0		0	0	1		16:30	1		8		0	0	9	
4:45	0	1	0	1	0	0		2	16:45	1	7	5	41	0	0	6	48
5:00	1		0		0	0	1		17:00	5		8		0	0	13	
5:15	0		0		0	0			17:15	1		9		0	0	10	
5:30	1		0		0	0	1		17:30	8		10		0	0	18	
5:45	1	3	0		0	0	1	3	17:45	3	17	13	40	0	0	16	57
6:00	1		0		0	0	1		18:00	5		4		0	0	9	
6:15	3		2		0	0	5		18:15	3		9		0	0	12	
6:30	2		1		0	0	3		18:30	0		13		0	0	13	
6:45	1	7	2	5	0	0	3	12	18:45	2	10	6	32	0	0	8	42
7:00	1		2		0	0	3		19:00	3		11		0	0	14	
7:15	0		1		0	0	1		19:15	1		7		0	0	8	
7:30	1		3		0	0	4		19:30	0		24		0	0	24	
7:45	2	4	9	15	0	0	11	19	19:45	2	6	7	49	0	0	9	55
8:00	0		5		0	0	5		20:00	4		5		0	0	9	
8:15	6		7		0	0	13		20:15	1		8		0	0	9	
8:30	4		7		0	0	11		20:30	1		7		0	0	8	
8:45	0	10	6	25	0	0	6	35	20:45	1	7	5	25	0	0	6	32
9:00	3		3		0	0	6		21:00	2		4		0	0	6	
9:15	1		4		0	0	5		21:15	1		8		0	0	9	
9:30	2		5		0	0	7		21:30	0		2		0	0	2	
9:45	1	7	6	18	0	0	7	25	21:45	1	4	9	23	0	0	10	27
10:00	2		4		0	0	6		22:00	0		3		0	0	3	
10:15	3		5		0	0	8		22:15	1		0		0	0	1	
10:30	5		6		0	0	11		22:30	0		2		0	0	2	
10:45	2	12	8	23	0	0	10	35	22:45	0	1	0	5	0	0		6
11:00	4		4		0	0	8		23:00	0		0		0	0		
11:15	2		12		0	0	14		23:15	1		0		0	0	1	
11:30	2		11		0	0	13		23:30	0		1		0	0	1	
11:45	4	12	7	34	0	0	11	46	23:45	0	1	1	2	0	0	1	3
TOTALS		56		126				182	TOTALS		111		436				547
SPLIT %		30.8%		69.2%				25.0%	SPLIT %		20.3%		79.7%				75.0%

DAILY TOTALS	NB	SB	EB	WB	Total
	167	562	0	0	729

AM Peak Hour	10:15	11:15			11:45	PM Peak Hour	14:45	13:45			14:00
AM Pk Volume	14	39			51	PM Pk Volume	24	74			90
Pk Hr Factor	0.700	0.813			0.850	Pk Hr Factor	0.750	0.841			0.900
7 - 9 Volume	14	40	0	0	54	4 - 6 Volume	24	81	0	0	105
7 - 9 Peak Hour	7:45	7:45			7:45	4 - 6 Peak Hour	17:00	16:00			17:00
7 - 9 Pk Volume	12	28	0	0	40	4 - 6 Pk Volume	17	41	0	0	57
Pk Hr Factor	0.500	0.778	0.000	0.000	0.769	Pk Hr Factor	0.531	0.603	0.000	0.000	0.792

Prepared by NDS/ATD

Project #: CA23_020030_016 **City:** Burbank

Location: S Reese Pl Bet. W Olive Ave & W Oak St **Date:** 1/17/2023

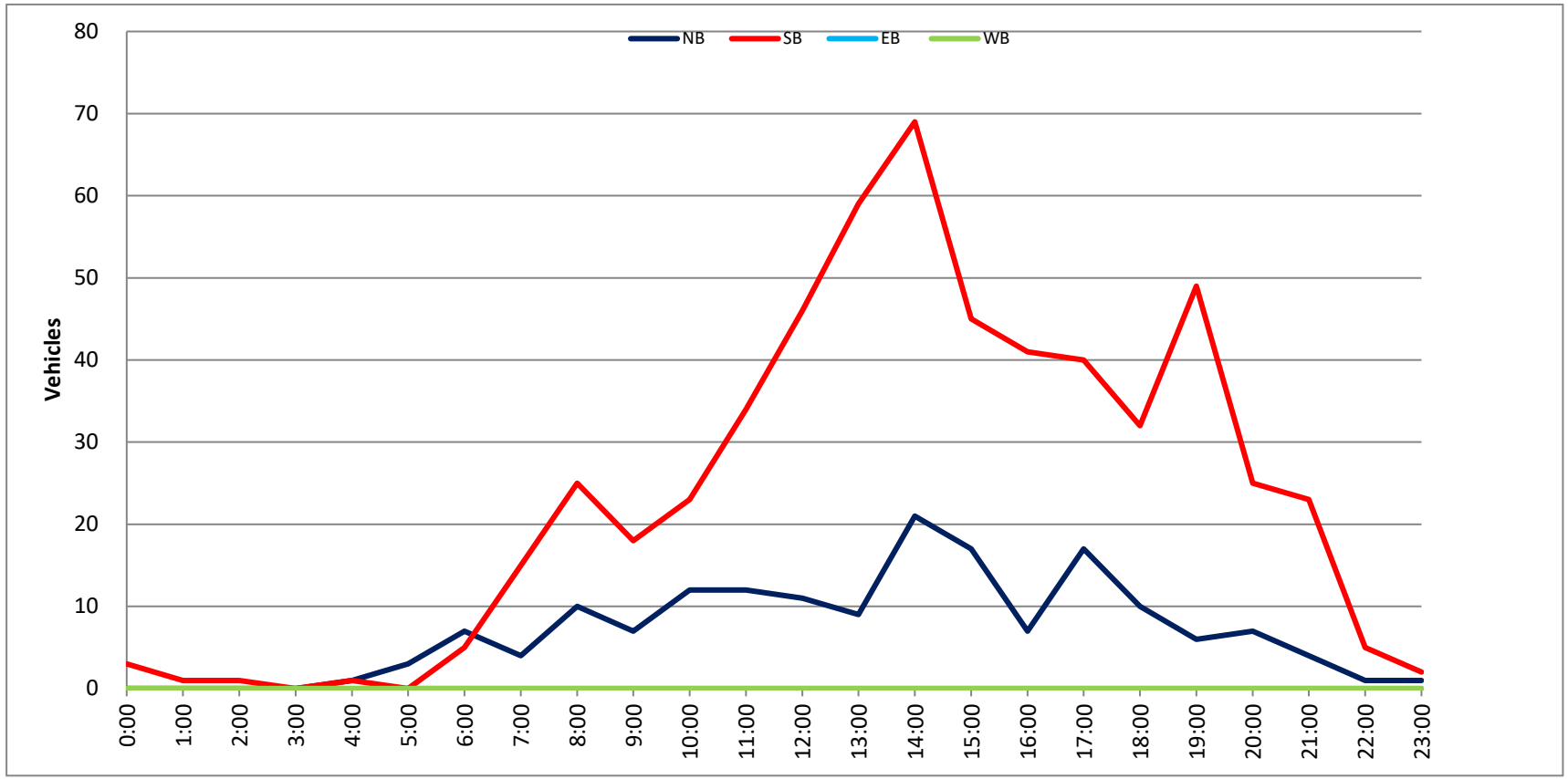

Prepared by National Data & Surveying Services

SPEED

S Reese Pl Bet. W Olive Ave & W Oak St

Day: Wednesday
Date: 1/18/2023

City: Burbank
Project #: CA23_020030_016n

North Bound

Time	< 15	15 - 19	20 - 24	25 - 29	30 - 34	35 - 39	40 - 44	45 - 49	50 - 54	55 - 59	60 - 64	65 - 69	70 +	Total
0:00 AM	1	0	0	0	0	0	0	0	0	0	0	0	0	1
0:15	0	0	0	0	0	0	0	0	0	0	0	0	0	0
0:30	0	0	0	0	0	0	0	0	0	0	0	0	0	0
0:45	0	0	0	0	0	0	0	0	0	0	0	0	0	0
1:00	0	0	0	0	0	0	0	0	0	0	0	0	0	0
1:15	0	0	0	0	0	0	0	0	0	0	0	0	0	0
1:30	0	0	1	0	0	0	0	0	0	0	0	0	0	1
1:45	0	0	0	0	0	0	0	0	0	0	0	0	0	0
2:00	0	0	0	0	0	0	0	0	0	0	0	0	0	0
2:15	0	0	0	0	0	0	0	0	0	0	0	0	0	0
2:30	0	0	0	0	0	0	0	0	0	0	0	0	0	0
2:45	0	0	0	0	0	0	0	0	0	0	0	0	0	0
3:00	0	0	0	0	0	0	0	0	0	0	0	0	0	0
3:15	0	0	0	0	0	0	0	0	0	0	0	0	0	0
3:30	0	0	0	0	0	0	0	0	0	0	0	0	0	0
3:45	0	0	0	0	0	0	0	0	0	0	0	0	0	0
4:00	0	0	0	0	0	0	0	0	0	0	0	0	0	0
4:15	0	0	0	0	0	0	0	0	0	0	0	0	0	0
4:30	0	0	0	0	0	0	0	0	0	0	0	0	0	0
4:45	0	0	0	0	0	0	0	0	0	0	0	0	0	0
5:00	0	0	0	0	0	0	0	0	0	0	0	0	0	0
5:15	0	0	0	0	0	0	0	0	0	0	0	0	0	0
5:30	1	0	0	0	0	0	0	0	0	0	0	0	0	1
5:45	0	0	0	0	0	0	0	0	0	0	0	0	0	0
6:00	0	1	0	0	0	0	0	0	0	0	0	0	0	1
6:15	0	0	0	0	0	0	0	0	0	0	0	0	0	0
6:30	0	1	1	0	0	0	0	0	0	0	0	0	0	2
6:45	0	1	0	0	0	0	0	0	0	0	0	0	0	1
7:00	0	0	0	0	0	0	0	0	0	0	0	0	0	0
7:15	0	1	0	0	0	0	0	0	0	0	0	0	0	1
7:30	1	0	0	0	0	0	0	0	0	0	0	0	0	1
7:45	1	1	0	0	0	0	0	0	0	0	0	0	0	2
8:00	0	1	1	0	0	0	0	0	0	0	0	0	0	2
8:15	1	2	3	1	0	0	0	0	0	0	0	0	0	7
8:30	2	2	2	0	0	0	0	0	0	0	0	0	0	6
8:45	0	0	0	0	0	0	0	0	0	0	0	0	0	0
9:00	1	1	1	0	0	0	0	0	0	0	0	0	0	3
9:15	0	1	1	0	0	0	0	0	0	0	0	0	0	2
9:30	0	0	0	0	0	0	0	0	0	0	0	0	0	0
9:45	0	2	1	0	0	0	0	0	0	0	0	0	0	3
10:00	0	1	1	0	0	0	0	0	0	0	0	0	0	2
10:15	1	2	0	0	0	0	0	0	0	0	0	0	0	3
10:30	0	3	0	1	0	0	0	0	0	0	0	0	0	4
10:45	0	0	1	0	0	0	0	0	0	0	0	0	0	1
11:00	1	2	3	0	0	0	0	0	0	0	0	0	0	6
11:15	1	1	1	1	0	0	0	0	0	0	0	0	0	4
11:30	1	2	1	1	0	0	0	0	0	0	0	0	0	5
11:45	1	2	1	0	0	0	0	0	0	0	0	0	0	4
12:00 PM	0	2	1	0	0	0	0	0	0	0	0	0	0	3
12:15	1	1	1	0	0	0	0	0	0	0	0	0	0	3
12:30	2	1	2	0	0	0	0	0	0	0	0	0	0	5
12:45	2	0	0	0	0	0	0	0	0	0	0	0	0	2
13:00	0	3	1	0	0	0	0	0	0	0	0	0	0	4
13:15	1	0	0	0	0	0	0	0	0	0	0	0	0	1
13:30	0	1	1	0	0	0	0	0	0	0	0	0	0	2
13:45	1	2	1	0	0	0	0	0	0	0	0	0	0	4
14:00	0	1	3	0	0	0	0	0	0	0	0	0	0	4
14:15	0	1	0	0	0	0	0	0	0	0	0	0	0	1
14:30	0	1	1	0	0	0	0	0	0	0	0	0	0	2
14:45	1	1	0	0	0	0	0	0	0	0	0	0	0	2
15:00	0	3	0	0	0	0	0	0	0	0	0	0	0	3
15:15	1	3	5	1	0	0	0	0	0	0	0	0	0	10
15:30	0	0	3	0	0	0	0	0	0	0	0	0	0	3
15:45	0	0	1	0	0	0	0	0	0	0	0	0	0	1
16:00	0	0	2	0	0	0	0	0	0	0	0	0	0	2
16:15	0	1	0	0	0	0	0	0	0	0	0	0	0	1
16:30	0	3	2	0	0	0	0	0	0	0	0	0	0	5
16:45	0	0	0	0	0	0	0	0	0	0	0	0	0	0
17:00	2	5	1	0	0	0	0	0	0	0	0	0	0	8
17:15	0	3	1	0	0	0	0	0	0	0	0	0	0	4
17:30	3	0	2	0	0	0	0	0	0	0	0	0	0	5
17:45	1	6	0	0	0	0	0	0	0	0	0	0	0	7
18:00	1	5	1	0	0	0	0	0	0	0	0	0	0	7
18:15	0	1	1	0	0	0	0	0	0	0	0	0	0	2
18:30	0	2	1	0	0	0	0	0	0	0	0	0	0	3
18:45	1	0	1	0	0	0	0	0	0	0	0	0	0	2
19:00	1	7	0	0	0	0	0	0	0	0	0	0	0	8
19:15	0	4	0	0	0	0	0	0	0	0	0	0	0	4
19:30	1	2	2	0	0	0	0	0	0	0	0	0	0	5
19:45	0	2	0	1	0	0	0	0	0	0	0	0	0	3
20:00	0	3	2	0	0	0	0	0	0	0	0	0	0	5
20:15	0	0	0	0	0	0	0	0	0	0	0	0	0	0
20:30	0	3	1	0	0	0	0	0	0	0	0	0	0	4
20:45	1	1	0	0	0	0	0	0	0	0	0	0	0	2
21:00	0	1	0	0	0	0	0	0	0	0	0	0	0	1
21:15	0	1	2	0	0	0	0	0	0	0	0	0	0	3
21:30	1	0	0	0	0	0	0	0	0	0	0	0	0	1
21:45	0	0	1	0	0	0	0	0	0	0	0	0	0	1
22:00	1	0	1	0	0	0	0	0	0	0	0	0	0	2
22:15	0	0	0	0	0	0	0	0	0	0	0	0	0	0
22:30	0	0	0	0	0	0	0	0	0	0	0	0	0	0
22:45	0	0	0	0	1	0	0	0	0	0	0	0	0	1
23:00	0	0	0	0	0	0	0	0	0	0	0	0	0	0
23:15	0	1	0	0	0	0	0	0	0	0	0	0	0	1
23:30	0	0	0	0	0	0	0	0	0	0	0	0	0	0
23:45	0	0	0	0	0	0	0	0	0	0	0	0	0	0
Totals	35	98	60	6	1									200
% of Totals	18%	49%	30%	3%	1%									100%

AM Volumes	13	27	19	4	0	0	0	0	0	0	0	0	0	63
% AM	7%	14%	10%	2%										32%
AM Peak Hour	7:45	9:45	7:45	10:30										11:00
Volume	4	8	6	2										19
PM Volumes	22	71	41	2	1	0	0	0	0	0	0	0	0	137
% PM	11%	36%	21%	1%	1%									69%
PM Peak Hour	17:00	19:00	15:15	14:30	22:00									17:00
Volume	6	15	11	1	1									24

Directional Peak Periods	AM 7-9			NOON 12-2			PM 4-6			Off Peak Volumes		
All Classes	Volume	⟷	%	Volume	⟷	%	Volume	⟷	%	Volume	⟷	%
	19		10%	24		12%	32		16%	125		63%

Street Name	Direction	Percentiles					
		15th	50th	Average	85th	95th	ADT
S Reese Pl	North Bound	14	18	18	23	25	200
S Reese Pl	South Bound	10	17	16	20	24	605

Prepared by National Data & Surveying Services

SPEED

S Reese Pl Bet. W Olive Ave & W Oak St

Day: Wednesday
Date: 1/18/2023

City: Burbank
Project #: CA23_020030_016s

South Bound

Time	< 15	15 - 19	20 - 24	25 - 29	30 - 34	35 - 39	40 - 44	45 - 49	50 - 54	55 - 59	60 - 64	65 - 69	70 +	Total
0:00 AM	0	1	0	0	0	0	0	0	0	0	0	0	0	1
0:15	0	1	0	0	0	0	0	0	0	0	0	0	0	1
0:30	0	0	0	0	0	0	0	0	0	0	0	0	0	0
0:45	0	1	0	0	0	0	0	0	0	0	0	0	0	1
1:00	0	0	0	0	0	0	0	0	0	0	0	0	0	0
1:15	0	1	0	0	0	0	0	0	0	0	0	0	0	1
1:30	0	1	0	0	0	0	0	0	0	0	0	0	0	1
1:45	0	0	0	0	0	0	0	0	0	0	0	0	0	0
2:00	0	0	0	0	0	0	0	0	0	0	0	0	0	0
2:15	0	1	0	0	0	0	0	0	0	0	0	0	0	1
2:30	0	0	0	0	0	0	0	0	0	0	0	0	0	0
2:45	0	0	0	0	0	0	0	0	0	0	0	0	0	0
3:00	0	0	0	0	0	0	0	0	0	0	0	0	0	0
3:15	0	0	0	0	0	0	0	0	0	0	0	0	0	0
3:30	0	0	0	0	0	0	0	0	0	0	0	0	0	0
3:45	0	0	0	0	0	0	0	0	0	0	0	0	0	0
4:00	0	0	0	0	0	0	0	0	0	0	0	0	0	0
4:15	0	0	0	0	0	0	0	0	0	0	0	0	0	0
4:30	0	0	0	0	0	0	0	0	0	0	0	0	0	0
4:45	0	0	0	0	0	0	0	0	0	0	0	0	0	0
5:00	0	0	0	0	0	0	0	0	0	0	0	0	0	0
5:15	0	0	0	0	0	0	0	0	0	0	0	0	0	0
5:30	0	0	0	0	0	0	0	0	0	0	0	0	0	0
5:45	0	0	0	0	0	0	0	0	0	0	0	0	0	0
6:00	0	0	0	0	0	0	0	0	0	0	0	0	0	0
6:15	1	0	0	0	0	0	0	0	0	0	0	0	0	1
6:30	0	1	0	0	0	0	0	0	0	0	0	0	0	1
6:45	2	1	0	0	0	0	0	0	0	0	0	0	0	3
7:00	1	0	0	0	0	0	0	0	0	0	0	0	0	1
7:15	0	0	0	0	0	0	0	0	0	0	0	0	0	0
7:30	1	3	0	0	0	0	0	0	0	0	0	0	0	4
7:45	0	4	4	0	0	0	0	0	0	0	0	0	0	8
8:00	2	5	4	0	0	0	0	0	0	0	0	0	0	11
8:15	0	3	0	0	0	0	0	0	0	0	0	0	0	3
8:30	3	4	1	0	0	0	0	0	0	0	0	0	0	8
8:45	0	5	0	0	0	0	0	0	0	0	0	0	0	5
9:00	3	1	1	0	0	0	0	0	0	0	0	0	0	5
9:15	0	3	1	0	0	0	0	0	0	0	0	0	0	4
9:30	2	3	0	0	0	0	0	0	0	0	0	0	0	5
9:45	0	3	0	0	0	0	0	0	0	0	0	0	0	3
10:00	0	0	0	0	0	0	0	0	0	0	0	0	0	0
10:15	3	1	0	0	0	0	0	0	0	0	0	0	0	4
10:30	4	3	2	0	0	0	0	0	0	0	0	0	0	9
10:45	3	3	1	0	0	0	0	0	0	0	0	0	0	7
11:00	1	4	0	0	0	0	0	0	0	0	0	0	0	5
11:15	2	5	3	1	0	0	0	0	0	0	0	0	0	11
11:30	3	2	0	0	0	0	0	0	0	0	0	0	0	5
11:45	4	5	1	0	0	0	0	0	0	0	0	0	0	10
12:00 PM	4	8	2	0	0	0	0	0	0	0	0	0	0	14
12:15	6	5	1	0	0	0	0	0	0	0	0	0	0	12
12:30	4	5	2	0	0	0	0	0	0	0	0	0	0	11
12:45	6	7	2	0	0	0	0	0	0	0	0	0	0	15
13:00	5	7	1	0	0	0	0	0	0	0	0	0	0	13
13:15	8	4	1	0	0	0	0	0	0	0	0	0	0	13
13:30	2	8	4	1	0	0	0	0	0	0	0	0	0	15
13:45	6	15	1	0	0	0	0	0	0	0	0	0	0	22
14:00	6	11	7	0	0	0	0	0	0	0	0	0	0	24
14:15	6	8	4	0	0	0	0	0	0	0	0	0	0	18
14:30	5	6	2	1	0	0	0	0	0	0	0	0	0	14
14:45	4	7	1	1	0	0	0	0	0	0	0	0	0	13
15:00	2	8	3	1	0	0	0	0	0	0	0	0	0	14
15:15	2	5	3	0	0	0	0	0	0	0	0	0	0	10
15:30	3	11	1	0	0	0	0	0	0	0	0	0	0	15
15:45	7	7	2	1	0	0	0	0	0	0	0	0	0	17
16:00	3	9	1	0	0	0	0	0	0	0	0	0	0	13
16:15	4	2	1	0	0	0	0	0	0	0	0	0	0	7
16:30	3	12	1	0	0	0	0	0	0	0	0	0	0	16
16:45	3	4	2	0	1	0	0	0	0	0	0	0	0	10
17:00	2	9	1	0	0	0	0	0	0	0	0	0	0	12
17:15	1	6	2	0	0	0	0	0	0	0	0	0	0	9
17:30	2	9	0	0	0	0	0	0	0	0	0	0	0	11
17:45	2	7	1	0	0	0	0	0	0	0	0	0	0	10
18:00	2	6	1	0	0	0	0	0	0	0	0	0	0	9
18:15	2	6	7	0	0	0	0	0	0	0	0	0	0	15
18:30	4	3	0	0	0	0	0	0	0	0	0	0	0	7
18:45	4	2	1	0	0	0	0	0	0	0	0	0	0	7
19:00	4	12	2	0	0	0	0	0	0	0	0	0	0	18
19:15	3	6	1	0	0	0	0	0	0	0	0	0	0	10
19:30	2	6	2	0	0	0	0	0	0	0	0	0	0	10
19:45	1	5	2	0	0	0	0	0	0	0	0	0	0	8
20:00	5	2	0	0	0	0	0	0	0	0	0	0	0	7
20:15	5	3	0	0	0	0	0	0	0	0	0	0	0	8
20:30	6	4	0	0	0	0	0	0	0	0	0	0	0	10
20:45	2	6	1	0	0	0	0	0	0	0	0	0	0	9
21:00	5	5	0	0	0	0	0	0	0	0	0	0	0	10
21:15	5	2	0	0	0	0	0	0	0	0	0	0	0	7
21:30	2	7	1	0	0	0	0	0	0	0	0	0	0	10
21:45	2	1	2	0	0	0	0	0	0	0	0	0	0	5
22:00	0	0	0	0	0	0	0	0	0	0	0	0	0	0
22:15	0	1	0	0	0	0	0	0	0	0	0	0	0	1
22:30	2	1	1	0	0	0	0	0	0	0	0	0	0	4
22:45	0	1	0	0	0	0	0	0	0	0	0	0	0	1
23:00	0	0	0	1	0	0	0	0	0	0	0	0	0	1
23:15	0	0	0	0	0	0	0	0	0	0	0	0	0	0
23:30	0	1	0	0	0	0	0	0	0	0	0	0	0	1
23:45	0	0	0	0	0	0	0	0	0	0	0	0	0	0
Totals	187	325	85	7	1									605
% of Totals	31%	54%	14%	1%	0%									100%

AM Volumes	35	65	18	1	0	0	0	0	0	0	0	0	0	119
% AM	6%	11%	3%	0%										20%
AM Peak Hour	11:45	11:45	7:45	10:30										11:45
Volume	18	23	9	1										47
PM Volumes	152	260	67	6	1	0	0	0	0	0	0	0	0	486
% PM	25%	43%	11%	1%	0%									80%
PM Peak Hour	12:30	13:30	13:30	14:15	16:00									13:30
Volume	23	42	16	3	1									79

Directional Peak Periods	**AM 7-9**			**NOON 12-2**			**PM 4-6**			**Off Peak Volumes**		
All Classes	Volume	⟷	%	Volume	⟷	%	Volume	⟷	%	Volume	⟷	%
	40		7%	115		19%	88		15%	362		60%

Street Name	Direction	Percentiles					
		15th	50th	Average	85th	95th	ADT
S Reese Pl	North Bound	14	18	18	23	25	200
S Reese Pl	South Bound	10	17	16	20	24	605

Prepared by National Data & Surveying Services

SPEED

S Reese Pl Bet. W Olive Ave & W Oak St

Day: Wednesday
Date: 1/18/2023

City: Burbank
Project #: CA23_020030_016

Summary

Time	< 15	15 - 19	20 - 24	25 - 29	30 - 34	35 - 39	40 - 44	45 - 49	50 - 54	55 - 59	60 - 64	65 - 69	70 +	Total
0:00 AM	1	1	0	0	0	0	0	0	0	0	0	0	0	2
0:15	0	1	0	0	0	0	0	0	0	0	0	0	0	1
0:30	0	0	0	0	0	0	0	0	0	0	0	0	0	0
0:45	0	1	0	0	0	0	0	0	0	0	0	0	0	1
1:00	0	0	0	0	0	0	0	0	0	0	0	0	0	0
1:15	0	1	0	0	0	0	0	0	0	0	0	0	0	1
1:30	0	1	1	0	0	0	0	0	0	0	0	0	0	2
1:45	0	0	0	0	0	0	0	0	0	0	0	0	0	0
2:00	0	0	0	0	0	0	0	0	0	0	0	0	0	0
2:15	0	1	0	0	0	0	0	0	0	0	0	0	0	1
2:30	0	0	0	0	0	0	0	0	0	0	0	0	0	0
2:45	0	0	0	0	0	0	0	0	0	0	0	0	0	0
3:00	0	0	0	0	0	0	0	0	0	0	0	0	0	0
3:15	0	0	0	0	0	0	0	0	0	0	0	0	0	0
3:30	0	0	0	0	0	0	0	0	0	0	0	0	0	0
3:45	0	0	0	0	0	0	0	0	0	0	0	0	0	0
4:00	0	0	0	0	0	0	0	0	0	0	0	0	0	0
4:15	0	0	0	0	0	0	0	0	0	0	0	0	0	0
4:30	0	0	0	0	0	0	0	0	0	0	0	0	0	0
4:45	0	0	0	0	0	0	0	0	0	0	0	0	0	0
5:00	0	0	0	0	0	0	0	0	0	0	0	0	0	0
5:15	0	0	0	0	0	0	0	0	0	0	0	0	0	0
5:30	1	0	0	0	0	0	0	0	0	0	0	0	0	1
5:45	0	0	0	0	0	0	0	0	0	0	0	0	0	0
6:00	0	1	0	0	0	0	0	0	0	0	0	0	0	1
6:15	1	0	0	0	0	0	0	0	0	0	0	0	0	1
6:30	0	2	1	0	0	0	0	0	0	0	0	0	0	3
6:45	2	2	0	0	0	0	0	0	0	0	0	0	0	4
7:00	1	0	0	0	0	0	0	0	0	0	0	0	0	1
7:15	0	1	0	0	0	0	0	0	0	0	0	0	0	1
7:30	2	3	0	0	0	0	0	0	0	0	0	0	0	5
7:45	1	5	4	0	0	0	0	0	0	0	0	0	0	10
8:00	2	6	5	0	0	0	0	0	0	0	0	0	0	13
8:15	1	5	3	1	0	0	0	0	0	0	0	0	0	10
8:30	5	6	3	0	0	0	0	0	0	0	0	0	0	14
8:45	0	5	0	0	0	0	0	0	0	0	0	0	0	5
9:00	4	2	2	0	0	0	0	0	0	0	0	0	0	8
9:15	0	4	2	0	0	0	0	0	0	0	0	0	0	6
9:30	2	3	0	0	0	0	0	0	0	0	0	0	0	5
9:45	0	5	1	0	0	0	0	0	0	0	0	0	0	6
10:00	0	1	1	0	0	0	0	0	0	0	0	0	0	2
10:15	4	3	0	0	0	0	0	0	0	0	0	0	0	7
10:30	4	6	2	1	0	0	0	0	0	0	0	0	0	13
10:45	3	3	2	0	0	0	0	0	0	0	0	0	0	8
11:00	2	6	3	0	0	0	0	0	0	0	0	0	0	11
11:15	3	6	4	2	0	0	0	0	0	0	0	0	0	15
11:30	4	4	1	1	0	0	0	0	0	0	0	0	0	10
11:45	5	7	2	0	0	0	0	0	0	0	0	0	0	14
12:00 PM	4	10	3	0	0	0	0	0	0	0	0	0	0	17
12:15	7	6	2	0	0	0	0	0	0	0	0	0	0	15
12:30	6	6	4	0	0	0	0	0	0	0	0	0	0	16
12:45	8	7	2	0	0	0	0	0	0	0	0	0	0	17
13:00	5	10	2	0	0	0	0	0	0	0	0	0	0	17
13:15	9	4	1	0	0	0	0	0	0	0	0	0	0	14
13:30	1	9	5	1	0	0	0	0	0	0	0	0	0	17
13:45	7	17	2	0	0	0	0	0	0	0	0	0	0	26
14:00	6	12	10	0	0	0	0	0	0	0	0	0	0	28
14:15	6	9	4	0	0	0	0	0	0	0	0	0	0	19
14:30	5	7	3	1	0	0	0	0	0	0	0	0	0	16
14:45	5	8	1	1	0	0	0	0	0	0	0	0	0	15
15:00	2	11	3	1	0	0	0	0	0	0	0	0	0	17
15:15	3	8	8	1	0	0	0	0	0	0	0	0	0	20
15:30	3	11	4	0	0	0	0	0	0	0	0	0	0	18
15:45	7	7	3	1	0	0	0	0	0	0	0	0	0	18
16:00	3	9	3	0	0	0	0	0	0	0	0	0	0	15
16:15	4	3	1	0	0	0	0	0	0	0	0	0	0	8
16:30	3	15	3	0	0	0	0	0	0	0	0	0	0	21
16:45	3	4	2	0	1	0	0	0	0	0	0	0	0	10
17:00	4	14	2	0	0	0	0	0	0	0	0	0	0	20
17:15	1	9	3	0	0	0	0	0	0	0	0	0	0	13
17:30	5	9	2	0	0	0	0	0	0	0	0	0	0	16
17:45	3	13	1	0	0	0	0	0	0	0	0	0	0	17
18:00	3	11	2	0	0	0	0	0	0	0	0	0	0	16
18:15	2	7	8	0	0	0	0	0	0	0	0	0	0	17
18:30	4	5	1	0	0	0	0	0	0	0	0	0	0	10
18:45	5	2	2	0	0	0	0	0	0	0	0	0	0	9
19:00	5	19	2	0	0	0	0	0	0	0	0	0	0	26
19:15	3	10	1	0	0	0	0	0	0	0	0	0	0	14
19:30	3	8	4	0	0	0	0	0	0	0	0	0	0	15
19:45	1	7	2	1	0	0	0	0	0	0	0	0	0	11
20:00	5	5	2	0	0	0	0	0	0	0	0	0	0	12
20:15	5	3	0	0	0	0	0	0	0	0	0	0	0	8
20:30	6	7	1	0	0	0	0	0	0	0	0	0	0	14
20:45	3	7	1	0	0	0	0	0	0	0	0	0	0	11
21:00	5	6	0	0	0	0	0	0	0	0	0	0	0	11
21:15	5	3	2	0	0	0	0	0	0	0	0	0	0	10
21:30	3	7	1	0	0	0	0	0	0	0	0	0	0	11
21:45	2	1	3	0	0	0	0	0	0	0	0	0	0	6
22:00	1	0	1	0	0	0	0	0	0	0	0	0	0	2
22:15	0	1	0	0	0	0	0	0	0	0	0	0	0	1
22:30	2	1	1	0	0	0	0	0	0	0	0	0	0	4
22:45	0	1	0	0	1	0	0	0	0	0	0	0	0	2
23:00	0	0	0	1	0	0	0	0	0	0	0	0	0	1
23:15	0	1	0	0	0	0	0	0	0	0	0	0	0	1
23:30	0	1	0	0	0	0	0	0	0	0	0	0	0	1
23:45	0	0	0	0	0	0	0	0	0	0	0	0	0	0
Totals	222	423	145	13	2									805
% of Totals	28%	53%	18%	2%	0%									100%

AM Volumes	48	92	37	5	0	0	0	0	0	0	0	0	0	182
% AM	6%	11%	5%	1%										23%
AM Peak Hour	11:45	11:45	7:45	10:30										11:45
Volume	22	29	15	3										62
PM Volumes	174	331	108	8	2	0	0	0	0	0	0	0	0	623
% PM	22%	41%	13%	1%	0%									77%
PM Peak Hour	12:30	13:30	13:30	14:30	16:00									13:30
Volume	28	47	21	4	1									90

Directional Peak Periods	AM 7-9			NOON 12-2			PM 4-6			Off Peak Volumes		
All Classes	Volume	⟷	%	Volume	⟷	%	Volume	⟷	%	Volume	⟷	%
	59	⟷	7%	139	⟷	17%	120	⟷	15%	487	⟷	60%

Street Name	Direction	Percentiles					
		15th	50th	Average	85th	95th	ADT
S Reese Pl	Summary	10	17	17	21	24	805

Prepared by National Data & Surveying Services

SPEED

S Reese Pl Bet. W Olive Ave & W Oak St

Day: Wednesday
Date: 1/18/2023

City: Burbank
Project #: CA23_020030_016n

North Bound

Time	< 15	15 - 19	20 - 24	25 - 29	30 - 34	35 - 39	40 - 44	45 - 49	50 - 54	55 - 59	60 - 64	65 - 69	70 +	Total
0:00 AM	1	0	0	0	0	0	0	0	0	0	0	0	0	1
1:00	0	0	1	0	0	0	0	0	0	0	0	0	0	1
2:00	0	0	0	0	0	0	0	0	0	0	0	0	0	0
3:00	0	0	0	0	0	0	0	0	0	0	0	0	0	0
4:00	0	0	0	0	0	0	0	0	0	0	0	0	0	0
5:00	1	0	0	0	0	0	0	0	0	0	0	0	0	1
6:00	0	3	1	0	0	0	0	0	0	0	0	0	0	4
7:00	2	2	0	0	0	0	0	0	0	0	0	0	0	4
8:00	3	5	6	1	0	0	0	0	0	0	0	0	0	15
9:00	1	4	3	0	0	0	0	0	0	0	0	0	0	8
10:00	1	6	2	1	0	0	0	0	0	0	0	0	0	10
11:00	4	7	6	2	0	0	0	0	0	0	0	0	0	19
12:00 PM	5	4	4	0	0	0	0	0	0	0	0	0	0	13
13:00	2	6	3	0	0	0	0	0	0	0	0	0	0	11
14:00	1	4	4	0	0	0	0	0	0	0	0	0	0	9
15:00	1	6	9	1	0	0	0	0	0	0	0	0	0	17
16:00	0	4	4	0	0	0	0	0	0	0	0	0	0	8
17:00	6	14	4	0	0	0	0	0	0	0	0	0	0	24
18:00	2	8	4	0	0	0	0	0	0	0	0	0	0	14
19:00	2	15	2	1	0	0	0	0	0	0	0	0	0	20
20:00	1	7	3	0	0	0	0	0	0	0	0	0	0	11
21:00	1	2	3	0	0	0	0	0	0	0	0	0	0	6
22:00	1	0	1	0	1	0	0	0	0	0	0	0	0	3
23:00	0	1	0	0	0	0	0	0	0	0	0	0	0	1
Totals	35	98	60	6	1									200
% of Totals	18%	49%	30%	3%	1%									100%

AM Volumes	13	27	19	4	0	0	0	0	0	0	0	0	0	63
% AM	7%	14%	10%	2%										32%
AM Peak Hour	11:00	11:00	8:00	11:00										11:00
Volume	4	7	6	2										19
PM Volumes	22	71	41	2	1	0	0	0	0	0	0	0	0	137
% PM	11%	36%	21%	1%	1%									69%
PM Peak Hour	17:00	19:00	15:00	15:00	22:00									17:00
Volume	6	15	9	1	1									24

Directional Peak Periods	AM 7-9			NOON 12-2			PM 4-6			Off Peak Volumes		
All Speeds	Volume		%	Volume		%	Volume		%	Volume		%
	19	↔	10%	24	↔	12%	32	↔	16%	125	↔	63%

Street Name	Direction	Percentiles					
		15th	50th	Average	85th	95th	ADT
S Reese Pl	North Bound	14	18	18	23	25	200
S Reese Pl	South Bound	10	17	16	20	24	605

Prepared by National Data & Surveying Services

SPEED

S Reese Pl Bet. W Olive Ave & W Oak St

Day: Wednesday
Date: 1/18/2023

City: Burbank
Project #: CA23_020030_016s

South Bound

Time	< 15	15 - 19	20 - 24	25 - 29	30 - 34	35 - 39	40 - 44	45 - 49	50 - 54	55 - 59	60 - 64	65 - 69	70 +	Total
0:00 AM	0	3	0	0	0	0	0	0	0	0	0	0	0	3
1:00	0	2	0	0	0	0	0	0	0	0	0	0	0	2
2:00	0	1	0	0	0	0	0	0	0	0	0	0	0	1
3:00	0	0	0	0	0	0	0	0	0	0	0	0	0	0
4:00	0	0	0	0	0	0	0	0	0	0	0	0	0	0
5:00	0	0	0	0	0	0	0	0	0	0	0	0	0	0
6:00	3	2	0	0	0	0	0	0	0	0	0	0	0	5
7:00	2	7	4	0	0	0	0	0	0	0	0	0	0	13
8:00	5	17	5	0	0	0	0	0	0	0	0	0	0	27
9:00	5	10	2	0	0	0	0	0	0	0	0	0	0	17
10:00	10	7	3	0	0	0	0	0	0	0	0	0	0	20
11:00	10	16	4	1	0	0	0	0	0	0	0	0	0	31
12:00 PM	20	25	7	0	0	0	0	0	0	0	0	0	0	52
13:00	21	34	7	1	0	0	0	0	0	0	0	0	0	63
14:00	21	32	14	2	0	0	0	0	0	0	0	0	0	69
15:00	14	31	9	2	0	0	0	0	0	0	0	0	0	56
16:00	13	27	5	0	1	0	0	0	0	0	0	0	0	46
17:00	7	31	4	0	0	0	0	0	0	0	0	0	0	42
18:00	12	17	9	0	0	0	0	0	0	0	0	0	0	38
19:00	10	29	7	0	0	0	0	0	0	0	0	0	0	46
20:00	18	15	1	0	0	0	0	0	0	0	0	0	0	34
21:00	14	15	3	0	0	0	0	0	0	0	0	0	0	32
22:00	2	3	1	0	0	0	0	0	0	0	0	0	0	6
23:00	0	1	0	1	0	0	0	0	0	0	0	0	0	2
Totals	187	325	85	7	1									605
% of Totals	31%	54%	14%	1%	0%									100%

AM Volumes	35	65	18	1	0	0	0	0	0	0	0	0	0	119
% AM	6%	11%	3%	0%										20%
AM Peak Hour	10:00	8:00	8:00	11:00										11:00
Volume	10	17	5	1										31
PM Volumes	152	260	67	6	1	0	0	0	0	0	0	0	0	486
% PM	25%	43%	11%	1%	0%									80%
PM Peak Hour	13:00	13:00	14:00	14:00	16:00									14:00
Volume	21	34	14	2	1									69

Directional Peak Periods	AM 7-9			NOON 12-2			PM 4-6			Off Peak Volumes		
All Speeds	Volume		%	Volume		%	Volume		%	Volume		%
	40	↔	7%	115	↔	19%	88	↔	15%	362	↔	60%

Street Name	Direction	Percentiles					
		15th	50th	Average	85th	95th	ADT
S Reese Pl	North Bound	14	18	18	23	25	200
S Reese Pl	South Bound	10	17	16	20	24	605

Prepared by National Data & Surveying Services

SPEED

S Reese Pl Bet. W Olive Ave & W Oak St

Day: Wednesday
Date: 1/18/2023

City: Burbank
Project #: CA23_020030_016

Summary

Time	< 15	15 - 19	20 - 24	25 - 29	30 - 34	35 - 39	40 - 44	45 - 49	50 - 54	55 - 59	60 - 64	65 - 69	70 +	Total
0:00 AM	1	3	0	0	0	0	0	0	0	0	0	0	0	4
1:00	0	2	1	0	0	0	0	0	0	0	0	0	0	3
2:00	0	1	0	0	0	0	0	0	0	0	0	0	0	1
3:00	0	0	0	0	0	0	0	0	0	0	0	0	0	0
4:00	0	0	0	0	0	0	0	0	0	0	0	0	0	0
5:00	1	0	0	0	0	0	0	0	0	0	0	0	0	1
6:00	3	5	1	0	0	0	0	0	0	0	0	0	0	9
7:00	4	9	4	0	0	0	0	0	0	0	0	0	0	17
8:00	8	22	11	1	0	0	0	0	0	0	0	0	0	42
9:00	6	14	5	0	0	0	0	0	0	0	0	0	0	25
10:00	11	13	5	1	0	0	0	0	0	0	0	0	0	30
11:00	14	23	10	3	0	0	0	0	0	0	0	0	0	50
12:00 PM	25	29	11	0	0	0	0	0	0	0	0	0	0	65
13:00	23	40	10	1	0	0	0	0	0	0	0	0	0	74
14:00	22	36	18	2	0	0	0	0	0	0	0	0	0	78
15:00	15	37	18	3	0	0	0	0	0	0	0	0	0	73
16:00	13	31	9	0	1	0	0	0	0	0	0	0	0	54
17:00	13	45	8	0	0	0	0	0	0	0	0	0	0	66
18:00	14	25	13	0	0	0	0	0	0	0	0	0	0	52
19:00	12	44	9	1	0	0	0	0	0	0	0	0	0	66
20:00	19	22	4	0	0	0	0	0	0	0	0	0	0	45
21:00	15	17	6	0	0	0	0	0	0	0	0	0	0	38
22:00	3	3	2	0	1	0	0	0	0	0	0	0	0	9
23:00	0	2	0	1	0	0	0	0	0	0	0	0	0	3
Totals	222	423	145	13	2									805
% of Totals	28%	53%	18%	2%	0%									100%

AM Volumes	48	92	37	5	0	0	0	0	0	0	0	0	0	182
% AM	6%	11%	5%	1%										23%
AM Peak Hour	11:00	11:00	8:00	11:00										11:00
Volume	14	23	11	3										50
PM Volumes	174	331	108	8	2	0	0	0	0	0	0	0	0	623
% PM	22%	41%	13%	1%	0%									77%
PM Peak Hour	12:00	17:00	14:00	15:00	16:00									14:00
Volume	25	45	18	3	1									78

Directional Peak Periods	AM 7-9			NOON 12-2			PM 4-6			Off Peak Volumes		
All Speeds	Volume		%	Volume		%	Volume		%	Volume		%
	59	↔	7%	139	↔	17%	120	↔	15%	487	↔	60%

Street Name	Direction	Percentiles					
		15th	50th	Average	85th	95th	ADT
S Reese Pl	Summary	10	17	17	21	24	805

Prepared by NDS/ATD

Prepared by National Data & Surveying Services

VOLUME

S Reese Pl Bet. W Olive Ave & W Oak St

Day: Wednesday
Date: 1/18/2023

City: Burbank
Project #: CA23_020030_016

DAILY TOTALS	NB	SB	EB	WB	Total
	200	605	0	0	805

AM Period	NB		SB		EB	WB	TOTAL		PM Period	NB		SB		EB	WB	TOTAL	
0:00	1		1		0	0	2		12:00	3		14		0	0	17	
0:15	0		1		0	0	1		12:15	3		12		0	0	15	
0:30	0		0		0	0			12:30	5		11		0	0	16	
0:45	0	1	1	3	0	0	1	4	12:45	2	13	15	52	0	0	17	65
1:00	0		0		0	0			13:00	4		13		0	0	17	
1:15	0		1		0	0	1		13:15	1		13		0	0	14	
1:30	1		1		0	0	2		13:30	2		15		0	0	17	
1:45	0	1	0	2	0	0		3	13:45	4	11	22	63	0	0	26	74
2:00	0		0		0	0			14:00	4		24		0	0	28	
2:15	0		1		0	0	1		14:15	1		18		0	0	19	
2:30	0		0		0	0			14:30	2		14		0	0	16	
2:45	0		0	1	0	0		1	14:45	2	9	13	69	0	0	15	78
3:00	0		0		0	0			15:00	3		14		0	0	17	
3:15	0		0		0	0			15:15	10		10		0	0	20	
3:30	0		0		0	0			15:30	3		15		0	0	18	
3:45	0		0		0	0			15:45	1	17	17	56	0	0	18	73
4:00	0		0		0	0			16:00	2		13		0	0	15	
4:15	0		0		0	0			16:15	1		7		0	0	8	
4:30	0		0		0	0			16:30	5		16		0	0	21	
4:45	0		0		0	0			16:45	0	8	10	46	0	0	10	54
5:00	0		0		0	0			17:00	8		12		0	0	20	
5:15	0		0		0	0			17:15	4		9		0	0	13	
5:30	1		0		0	0	1		17:30	5		11		0	0	16	
5:45	0	1	0		0	0		1	17:45	7	24	10	42	0	0	17	66
6:00	1		0		0	0	1		18:00	7		9		0	0	16	
6:15	0		1		0	0	1		18:15	2		15		0	0	17	
6:30	2		1		0	0	3		18:30	3		7		0	0	10	
6:45	1	4	3	5	0	0	4	9	18:45	2	14	7	38	0	0	9	52
7:00	0		1		0	0	1		19:00	8		18		0	0	26	
7:15	1		0		0	0	1		19:15	4		10		0	0	14	
7:30	1		4		0	0	5		19:30	5		10		0	0	15	
7:45	2	4	8	13	0	0	10	17	19:45	3	20	8	46	0	0	11	66
8:00	2		11		0	0	13		20:00	5		7		0	0	12	
8:15	7		3		0	0	10		20:15	0		8		0	0	8	
8:30	6		8		0	0	14		20:30	4		10		0	0	14	
8:45	0	15	5	27	0	0	5	42	20:45	2	11	9	34	0	0	11	45
9:00	3		5		0	0	8		21:00	1		10		0	0	11	
9:15	2		4		0	0	6		21:15	3		7		0	0	10	
9:30	0		5		0	0	5		21:30	1		10		0	0	11	
9:45	3	8	3	17	0	0	6	25	21:45	1	6	5	32	0	0	6	38
10:00	2		0		0	0	2		22:00	2		0		0	0	2	
10:15	3		4		0	0	7		22:15	0		1		0	0	1	
10:30	4		9		0	0	13		22:30	0		4		0	0	4	
10:45	1	10	7	20	0	0	8	30	22:45	1	3	1	6	0	0	2	9
11:00	6		5		0	0	11		23:00	0		1		0	0	1	
11:15	4		11		0	0	15		23:15	1		0		0	0	1	
11:30	5		5		0	0	10		23:30	0		1		0	0	1	
11:45	4	19	10	31	0	0	14	50	23:45	0	1	0	2	0	0		3
TOTALS		63		119				182	TOTALS		137		486				623
SPLIT %		34.6%		65.4%				22.6%	SPLIT %		22.0%		78.0%				77.4%

DAILY TOTALS	NB	SB	EB	WB	Total
	200	605	0	0	805

AM Peak Hour	11:00	11:45			11:45	PM Peak Hour	17:00	13:30			13:30
AM Pk Volume	19	47			62	PM Pk Volume	24	79			90
Pk Hr Factor	0.792	0.839			0.912	Pk Hr Factor	0.750	0.823			0.804
7 - 9 Volume	19	40	0	0	59	4 - 6 Volume	32	88	0	0	120
7 - 9 Peak Hour	7:45	7:45			7:45	4 - 6 Peak Hour	17:00	16:30			17:00
7 - 9 Pk Volume	17	30	0	0	47	4 - 6 Pk Volume	24	47	0	0	66
Pk Hr Factor	0.607	0.682	0.000	0.000	0.839	Pk Hr Factor	0.750	0.734	0.000	0.000	0.825

Prepared by NDS/ATD

Project #: CA23_020030_016 **City:** Burbank

Location: S Reese Pl Bet. W Olive Ave & W Oak St **Date:** 1/18/2023

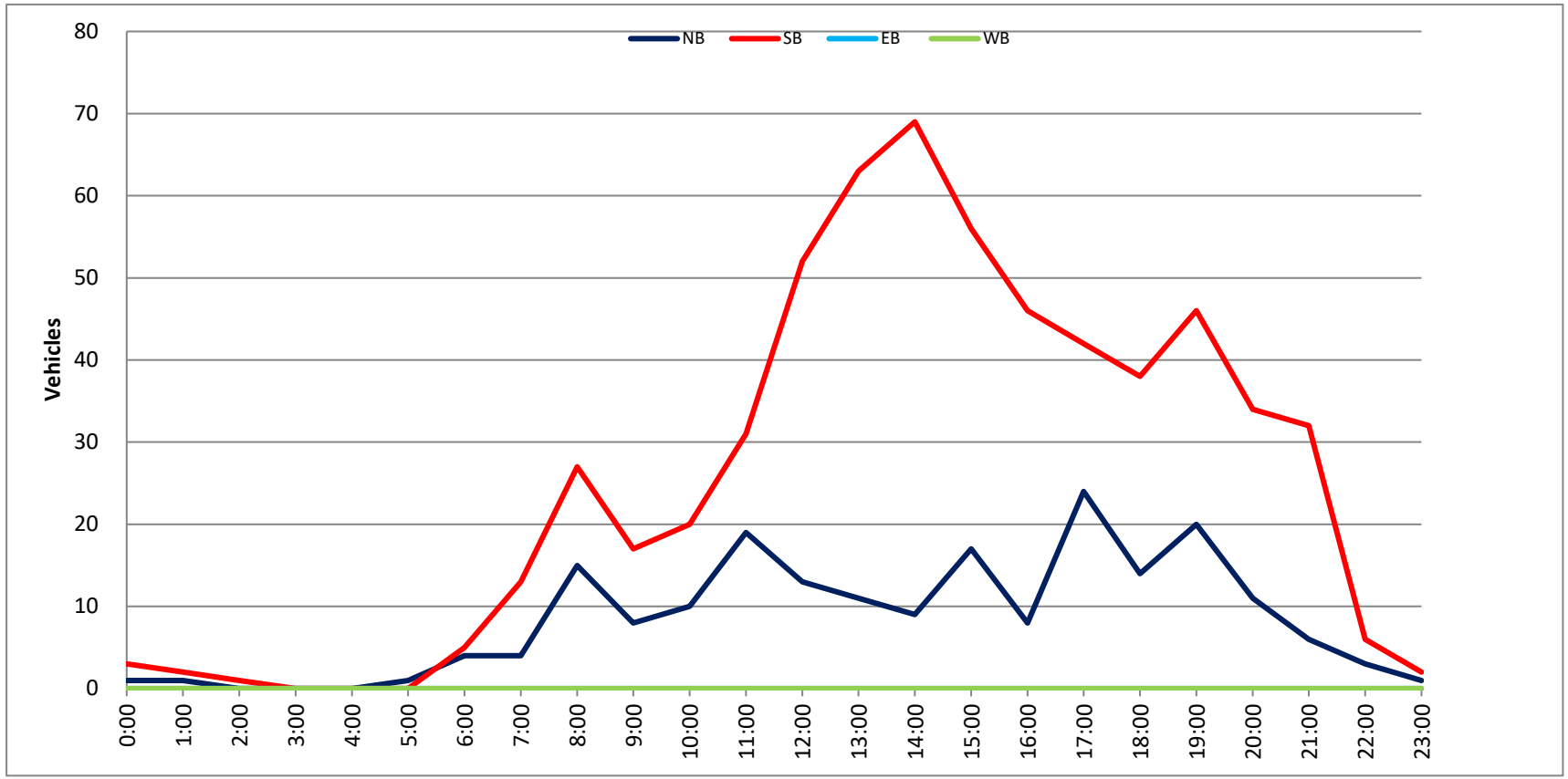

Prepared by National Data & Surveying Services

SPEED

S Reese Pl Bet. W Olive Ave & W Oak St

Day: Thursday
Date: 1/19/2023

City: Burbank
Project #: CA23_020030_016n

North Bound

Time	< 15	15 - 19	20 - 24	25 - 29	30 - 34	35 - 39	40 - 44	45 - 49	50 - 54	55 - 59	60 - 64	65 - 69	70 +	Total
0:00 AM	0	0	0	0	0	0	0	0	0	0	0	0	0	0
0:15	0	0	1	0	0	0	0	0	0	0	0	0	0	1
0:30	0	0	0	0	0	0	0	0	0	0	0	0	0	0
0:45	0	0	0	0	0	0	0	0	0	0	0	0	0	0
1:00	0	0	0	0	0	0	0	0	0	0	0	0	0	0
1:15	0	0	0	0	0	0	0	0	0	0	0	0	0	0
1:30	0	0	0	0	0	0	0	0	0	0	0	0	0	0
1:45	0	0	0	0	0	0	0	0	0	0	0	0	0	0
2:00	0	0	0	0	0	0	0	0	0	0	0	0	0	0
2:15	0	0	0	0	0	0	0	0	0	0	0	0	0	0
2:30	1	0	1	0	0	0	0	0	0	0	0	0	0	2
2:45	0	0	0	0	0	0	0	0	0	0	0	0	0	0
3:00	0	0	0	0	0	0	0	0	0	0	0	0	0	0
3:15	0	0	0	0	0	0	0	0	0	0	0	0	0	0
3:30	0	0	1	0	0	0	0	0	0	0	0	0	0	1
3:45	0	0	0	0	0	0	0	0	0	0	0	0	0	0
4:00	0	0	0	0	0	0	0	0	0	0	0	0	0	0
4:15	0	0	0	0	0	0	0	0	0	0	0	0	0	0
4:30	0	0	0	0	0	0	0	0	0	0	0	0	0	0
4:45	0	0	0	0	0	0	0	0	0	0	0	0	0	0
5:00	0	0	0	0	0	0	0	0	0	0	0	0	0	0
5:15	0	0	0	0	0	0	0	0	0	0	0	0	0	0
5:30	1	1	1	0	0	0	0	0	0	0	0	0	0	3
5:45	0	0	0	0	0	0	0	0	0	0	0	0	0	0
6:00	0	1	0	0	0	0	0	0	0	0	0	0	0	1
6:15	1	1	0	0	0	0	0	0	0	0	0	0	0	2
6:30	0	0	0	0	0	0	0	0	0	0	0	0	0	0
6:45	0	0	0	0	0	0	0	0	0	0	0	0	0	0
7:00	0	1	0	0	0	0	0	0	0	0	0	0	0	1
7:15	0	0	0	1	0	0	0	0	0	0	0	0	0	1
7:30	0	2	0	0	0	0	0	0	0	0	0	0	0	2
7:45	1	1	1	0	0	0	0	0	0	0	0	0	0	3
8:00	1	3	2	0	0	0	0	0	0	0	0	0	0	6
8:15	0	1	0	0	0	0	0	0	0	0	0	0	0	1
8:30	1	2	2	0	0	0	0	0	0	0	0	0	0	5
8:45	0	0	0	0	0	0	0	0	0	0	0	0	0	0
9:00	1	0	4	0	0	0	0	0	0	0	0	0	0	5
9:15	0	0	0	0	0	0	0	0	0	0	0	0	0	0
9:30	1	0	0	0	0	0	0	0	0	0	0	0	0	1
9:45	0	3	2	0	0	0	0	0	0	0	0	0	0	5
10:00	0	0	0	0	0	0	0	0	0	0	0	0	0	0
10:15	1	4	0	0	0	0	0	0	0	0	0	0	0	5
10:30	0	5	1	0	0	0	0	0	0	0	0	0	0	6
10:45	0	2	0	0	0	0	0	0	0	0	0	0	0	2
11:00	2	0	0	0	0	0	0	0	0	0	0	0	0	2
11:15	0	2	0	1	0	0	0	0	0	0	0	0	0	3
11:30	1	3	1	0	0	0	0	0	0	0	0	0	0	5
11:45	1	0	0	0	0	0	0	0	0	0	0	0	0	1
12:00 PM	2	2	0	0	0	0	0	0	0	0	0	0	0	4
12:15	1	2	2	1	0	0	0	0	0	0	0	0	0	6
12:30	1	2	0	0	0	0	0	0	0	0	0	0	0	3
12:45	0	2	1	0	0	0	0	0	0	0	0	0	0	3
13:00	0	2	1	0	0	0	0	0	0	0	0	0	0	3
13:15	1	1	0	0	0	0	0	0	0	0	0	0	0	2
13:30	4	1	0	0	0	0	0	0	0	0	0	0	0	5
13:45	0	0	0	0	0	0	0	0	0	0	0	0	0	0
14:00	1	1	0	0	0	0	0	0	0	0	0	0	0	2
14:15	1	3	0	0	0	0	0	0	0	0	0	0	0	4
14:30	2	1	1	0	0	0	0	0	0	0	0	0	0	4
14:45	0	1	0	0	0	0	0	0	0	0	0	0	0	1
15:00	4	1	1	0	0	0	0	0	0	0	0	0	0	6
15:15	3	2	2	0	0	0	0	0	0	0	0	0	0	7
15:30	1	1	0	0	0	0	0	0	0	0	0	0	0	2
15:45	0	2	0	0	0	0	0	0	0	0	0	0	0	2
16:00	1	2	1	0	0	0	0	0	0	0	0	0	0	4
16:15	3	0	1	0	0	0	0	0	0	0	0	0	0	4
16:30	1	3	2	0	0	0	0	0	0	0	0	0	0	6
16:45	0	1	2	0	0	0	0	0	0	0	0	0	0	3
17:00	0	1	0	0	0	0	0	0	0	0	0	0	0	1
17:15	1	0	0	0	0	0	0	0	0	0	0	0	0	1
17:30	1	1	0	1	0	0	0	0	0	0	0	0	0	3
17:45	1	0	2	0	0	0	0	0	0	0	0	0	0	3
18:00	0	4	0	0	0	0	0	0	0	0	0	0	0	4
18:15	1	2	0	0	0	0	0	0	0	0	0	0	0	3
18:30	0	0	0	0	0	0	0	0	0	0	0	0	0	0
18:45	0	1	1	1	0	0	0	0	0	0	0	0	0	3
19:00	1	0	0	0	0	0	0	0	0	0	0	0	0	1
19:15	0	2	1	0	0	0	0	0	0	0	0	0	0	3
19:30	2	3	1	0	0	0	0	0	0	0	0	0	0	6
19:45	1	0	1	0	0	0	0	0	0	0	0	0	0	2
20:00	0	1	0	0	0	0	0	0	0	0	0	0	0	1
20:15	1	0	1	0	0	0	0	0	0	0	0	0	0	2
20:30	0	2	0	0	0	0	0	0	0	0	0	0	0	2
20:45	0	1	0	0	0	0	0	0	0	0	0	0	0	1
21:00	0	2	0	0	0	0	0	0	0	0	0	0	0	2
21:15	0	0	1	0	0	0	0	0	0	0	0	0	0	1
21:30	0	0	0	0	0	0	0	0	0	0	0	0	0	0
21:45	0	0	0	1	0	0	0	0	0	0	0	0	0	1
22:00	0	1	0	0	0	0	0	0	0	0	0	0	0	1
22:15	0	0	0	0	0	0	0	0	0	0	0	0	0	0
22:30	0	0	1	0	0	0	0	0	0	0	0	0	0	1
22:45	0	0	0	0	0	0	0	0	0	0	0	0	0	0
23:00	0	0	0	0	0	0	0	0	0	0	0	0	0	0
23:15	0	0	0	0	0	0	0	0	0	0	0	0	0	0
23:30	0	0	0	0	0	0	0	0	0	0	0	0	0	0
23:45	0	0	0	0	0	0	0	0	0	0	0	0	0	0
Totals	48	83	40	6										177
% of Totals	27%	47%	23%	3%										100%

AM Volumes	13	32	17	2	0	0	0	0	0	0	0	0	0	64
% AM	7%	18%	10%	1%										36%
AM Peak Hour	11:30	9:45	8:15	6:30										9:45
Volume	5	12	6	1										16
PM Volumes	35	51	23	4	0	0	0	0	0	0	0	0	0	113
% PM	20%	29%	13%	2%										64%
PM Peak Hour	14:30	12:00	16:00	12:00										14:30
Volume	9	8	6	1										18

Directional Peak Periods	AM 7-9			NOON 12-2			PM 4-6			Off Peak Volumes		
All Classes	Volume	⟷	%	Volume	⟷	%	Volume	⟷	%	Volume	⟷	%
	19		11%	26		15%	25		14%	107		60%

Street Name	Direction	Percentiles					
		15th	50th	Average	85th	95th	ADT
S Reese Pl	North Bound	11	17	17	22	25	177
S Reese Pl	South Bound	11	17	16	21	24	577

Prepared by National Data & Surveying Services

SPEED

S Reese Pl Bet. W Olive Ave & W Oak St

Day: Thursday
Date: 1/19/2023

City: Burbank
Project #: CA23_020030_016s

South Bound

Time	< 15	15 - 19	20 - 24	25 - 29	30 - 34	35 - 39	40 - 44	45 - 49	50 - 54	55 - 59	60 - 64	65 - 69	70 +	Total
0:00 AM	0	0	0	0	0	0	0	0	0	0	0	0	0	0
0:15	0	0	1	0	0	0	0	0	0	0	0	0	0	1
0:30	0	0	0	0	0	0	0	0	0	0	0	0	0	0
0:45	0	0	0	0	0	0	0	0	0	0	0	0	0	0
1:00	0	1	0	0	0	0	0	0	0	0	0	0	0	1
1:15	0	0	0	0	0	0	0	0	0	0	0	0	0	0
1:30	0	1	0	0	0	0	0	0	0	0	0	0	0	1
1:45	1	0	0	0	0	0	0	0	0	0	0	0	0	1
2:00	0	0	0	0	0	0	0	0	0	0	0	0	0	0
2:15	0	0	0	0	0	0	0	0	0	0	0	0	0	0
2:30	0	1	1	0	0	0	0	0	0	0	0	0	0	2
2:45	0	0	0	0	0	0	0	0	0	0	0	0	0	0
3:00	0	0	0	0	0	0	0	0	0	0	0	0	0	0
3:15	0	0	0	0	0	0	0	0	0	0	0	0	0	0
3:30	0	0	0	0	0	0	0	0	0	0	0	0	0	0
3:45	0	0	0	0	0	0	0	0	0	0	0	0	0	0
4:00	0	1	0	0	0	0	0	0	0	0	0	0	0	1
4:15	0	0	0	0	0	0	0	0	0	0	0	0	0	0
4:30	0	0	0	0	0	0	0	0	0	0	0	0	0	0
4:45	0	0	0	0	0	0	0	0	0	0	0	0	0	0
5:00	0	0	0	0	0	0	0	0	0	0	0	0	0	0
5:15	0	0	0	0	0	0	0	0	0	0	0	0	0	0
5:30	0	0	0	0	0	0	0	0	0	0	0	0	0	0
5:45	0	2	0	0	0	0	0	0	0	0	0	0	0	2
6:00	0	0	0	0	0	0	0	0	0	0	0	0	0	0
6:15	0	1	0	0	0	0	0	0	0	0	0	0	0	1
6:30	0	1	0	0	0	0	0	0	0	0	0	0	0	1
6:45	0	0	0	0	0	0	0	0	0	0	0	0	0	0
7:00	2	2	0	0	0	0	0	0	0	0	0	0	0	4
7:15	1	1	0	0	0	0	0	0	0	0	0	0	0	2
7:30	0	3	0	0	0	0	0	0	0	0	0	0	0	3
7:45	2	7	5	0	0	0	0	0	0	0	0	0	0	14
8:00	0	3	1	0	0	0	0	0	0	0	0	0	0	4
8:15	0	4	0	0	0	0	0	0	0	0	0	0	0	4
8:30	3	3	2	0	0	0	0	0	0	0	0	0	0	8
8:45	2	3	0	0	0	0	0	0	0	0	0	0	0	5
9:00	4	4	0	0	0	0	0	0	0	0	0	0	0	8
9:15	0	5	0	0	0	0	0	0	0	0	0	0	0	5
9:30	0	2	0	0	0	0	0	0	0	0	0	0	0	2
9:45	2	2	0	0	0	0	0	0	0	0	0	0	0	4
10:00	2	4	0	0	0	0	0	0	0	0	0	0	0	6
10:15	0	2	0	0	0	0	0	0	0	0	0	0	0	2
10:30	2	5	0	0	0	0	0	0	0	0	0	0	0	7
10:45	2	2	0	0	0	0	0	0	0	0	0	0	0	4
11:00	2	4	0	0	0	0	0	0	0	0	0	0	0	6
11:15	2	2	0	0	0	0	0	0	0	0	0	0	0	4
11:30	6	3	0	0	0	0	0	0	0	0	0	0	0	9
11:45	2	5	4	0	0	0	0	0	0	0	0	0	0	11
12:00 PM	2	6	5	0	0	0	0	0	0	0	0	0	0	13
12:15	2	6	1	0	0	0	0	0	0	0	0	0	0	9
12:30	2	7	1	0	0	0	0	0	0	0	0	0	0	10
12:45	5	8	4	0	0	0	0	0	0	0	0	0	0	17
13:00	4	7	7	0	0	0	0	0	0	0	0	0	0	18
13:15	4	8	2	0	0	0	0	0	0	0	0	0	0	14
13:30	8	6	1	1	0	0	0	0	0	0	0	0	0	16
13:45	4	4	2	0	0	0	0	0	0	0	0	0	0	10
14:00	0	6	3	0	0	0	0	0	0	0	0	0	0	9
14:15	4	6	2	0	0	0	0	0	0	0	0	0	0	12
14:30	4	2	0	1	0	0	0	0	0	0	0	0	0	7
14:45	2	8	3	0	0	0	0	0	0	0	0	0	0	13
15:00	6	6	2	1	0	0	0	0	0	0	0	0	0	15
15:15	5	13	1	0	0	0	0	0	0	0	0	0	0	19
15:30	3	3	2	0	0	0	0	0	0	0	0	0	0	8
15:45	3	11	1	0	0	0	0	0	0	0	0	0	0	15
16:00	4	6	3	1	0	0	0	0	0	0	0	0	0	14
16:15	5	5	2	0	0	0	0	0	0	0	0	0	0	12
16:30	1	7	1	0	0	0	0	0	0	0	0	0	0	9
16:45	2	13	4	0	0	0	0	0	0	0	0	0	0	19
17:00	2	9	3	0	0	0	0	0	0	0	0	0	0	14
17:15	4	6	2	0	0	0	0	0	0	0	0	0	0	12
17:30	2	13	3	0	0	0	0	0	0	0	0	0	0	18
17:45	1	9	0	0	0	0	0	0	0	0	0	0	0	10
18:00	5	6	2	0	0	0	0	0	0	0	0	0	0	13
18:15	5	7	3	0	0	0	0	0	0	0	0	0	0	15
18:30	3	4	3	0	0	0	0	0	0	0	0	0	0	10
18:45	0	8	0	0	0	0	0	0	0	0	0	0	0	8
19:00	1	6	0	0	0	0	0	0	0	0	0	0	0	7
19:15	2	6	0	0	0	0	0	0	0	0	0	0	0	8
19:30	4	10	1	0	0	0	0	0	0	0	0	0	0	15
19:45	2	7	1	0	0	0	0	0	0	0	0	0	0	10
20:00	1	4	1	0	0	0	0	0	0	0	0	0	0	6
20:15	4	2	3	0	0	0	0	0	0	0	0	0	0	9
20:30	0	7	2	0	0	0	0	0	0	0	0	0	0	9
20:45	2	1	1	0	0	0	0	0	0	0	0	0	0	4
21:00	0	3	0	0	0	0	0	0	0	0	0	0	0	3
21:15	0	3	1	0	0	0	0	0	0	0	0	0	0	4
21:30	3	2	0	0	0	0	0	0	0	0	0	0	0	5
21:45	2	1	3	0	0	0	0	0	0	0	0	0	0	6
22:00	0	1	0	0	0	0	0	0	0	0	0	0	0	1
22:15	1	2	1	0	0	0	0	0	0	0	0	0	0	4
22:30	0	0	1	0	0	0	0	0	0	0	0	0	0	1
22:45	0	1	0	0	0	0	0	0	0	0	0	0	0	1
23:00	0	1	0	0	0	0	0	0	0	0	0	0	0	1
23:15	1	0	0	0	0	0	0	0	0	0	0	0	0	1
23:30	0	0	0	0	0	0	0	0	0	0	0	0	0	0
23:45	0	0	0	0	0	0	0	0	0	0	0	0	0	0
Totals	150	331	92	4										577
% of Totals	26%	57%	16%	1%										100%

AM Volumes	35	74	14	0	0	0	0	0	0	0	0	0	0	123
% AM	6%	13%	2%											21%
AM Peak Hour	10:45	11:45	11:45											11:45
Volume	12	24	11											43
PM Volumes	115	257	78	4	0	0	0	0	0	0	0	0	0	454
% PM	20%	45%	14%	1%										79%
PM Peak Hour	12:45	16:45	12:30	14:15										12:45
Volume	21	41	14	2										65

Directional Peak Periods	AM 7-9			NOON 12-2			PM 4-6			Off Peak Volumes		
All Classes	Volume	⟷	%	Volume	⟷	%	Volume	⟷	%	Volume	⟷	%
	44		8%	107		19%	108		19%	318		55%

Street Name	Direction	Percentiles					
		15th	50th	Average	85th	95th	ADT
S Reese Pl	North Bound	11	17	17	22	25	177
S Reese Pl	South Bound	11	17	16	21	24	577

Prepared by National Data & Surveying Services

SPEED

S Reese Pl Bet. W Olive Ave & W Oak St

Day: Thursday
Date: 1/19/2023

City: Burbank
Project #: CA23_020030_016

Summary

Time	< 15	15 - 19	20 - 24	25 - 29	30 - 34	35 - 39	40 - 44	45 - 49	50 - 54	55 - 59	60 - 64	65 - 69	70 +	Total
0:00 AM	0	0	0	0	0	0	0	0	0	0	0	0	0	0
0:15	0	0	2	0	0	0	0	0	0	0	0	0	0	2
0:30	0	0	0	0	0	0	0	0	0	0	0	0	0	0
0:45	0	0	0	0	0	0	0	0	0	0	0	0	0	0
1:00	0	1	0	0	0	0	0	0	0	0	0	0	0	1
1:15	0	0	0	0	0	0	0	0	0	0	0	0	0	0
1:30	0	1	0	0	0	0	0	0	0	0	0	0	0	1
1:45	1	0	0	0	0	0	0	0	0	0	0	0	0	1
2:00	0	0	0	0	0	0	0	0	0	0	0	0	0	0
2:15	0	0	0	0	0	0	0	0	0	0	0	0	0	0
2:30	1	1	2	0	0	0	0	0	0	0	0	0	0	4
2:45	0	0	0	0	0	0	0	0	0	0	0	0	0	0
3:00	0	0	0	0	0	0	0	0	0	0	0	0	0	0
3:15	0	0	0	0	0	0	0	0	0	0	0	0	0	0
3:30	0	0	1	0	0	0	0	0	0	0	0	0	0	1
3:45	0	0	0	0	0	0	0	0	0	0	0	0	0	0
4:00	0	1	0	0	0	0	0	0	0	0	0	0	0	1
4:15	0	0	0	0	0	0	0	0	0	0	0	0	0	0
4:30	0	0	0	0	0	0	0	0	0	0	0	0	0	0
4:45	0	0	0	0	0	0	0	0	0	0	0	0	0	0
5:00	0	0	0	0	0	0	0	0	0	0	0	0	0	0
5:15	0	0	0	0	0	0	0	0	0	0	0	0	0	0
5:30	1	1	1	0	0	0	0	0	0	0	0	0	0	3
5:45	0	2	0	0	0	0	0	0	0	0	0	0	0	2
6:00	0	1	0	0	0	0	0	0	0	0	0	0	0	1
6:15	1	2	0	0	0	0	0	0	0	0	0	0	0	3
6:30	0	1	0	0	0	0	0	0	0	0	0	0	0	1
6:45	0	0	0	0	0	0	0	0	0	0	0	0	0	0
7:00	2	3	0	0	0	0	0	0	0	0	0	0	0	5
7:15	1	1	0	1	0	0	0	0	0	0	0	0	0	3
7:30	0	5	0	0	0	0	0	0	0	0	0	0	0	5
7:45	3	8	6	0	0	0	0	0	0	0	0	0	0	17
8:00	1	6	3	0	0	0	0	0	0	0	0	0	0	10
8:15	0	5	0	0	0	0	0	0	0	0	0	0	0	5
8:30	4	5	4	0	0	0	0	0	0	0	0	0	0	13
8:45	2	3	0	0	0	0	0	0	0	0	0	0	0	5
9:00	5	4	4	0	0	0	0	0	0	0	0	0	0	13
9:15	0	5	0	0	0	0	0	0	0	0	0	0	0	5
9:30	1	2	0	0	0	0	0	0	0	0	0	0	0	3
9:45	2	5	2	0	0	0	0	0	0	0	0	0	0	9
10:00	2	4	0	0	0	0	0	0	0	0	0	0	0	6
10:15	1	6	0	0	0	0	0	0	0	0	0	0	0	7
10:30	2	10	1	0	0	0	0	0	0	0	0	0	0	13
10:45	2	4	0	0	0	0	0	0	0	0	0	0	0	6
11:00	4	4	0	0	0	0	0	0	0	0	0	0	0	8
11:15	2	4	0	1	0	0	0	0	0	0	0	0	0	7
11:30	7	6	1	0	0	0	0	0	0	0	0	0	0	14
11:45	3	5	4	0	0	0	0	0	0	0	0	0	0	12
12:00 PM	4	8	5	0	0	0	0	0	0	0	0	0	0	17
12:15	3	8	3	1	0	0	0	0	0	0	0	0	0	15
12:30	3	9	1	0	0	0	0	0	0	0	0	0	0	13
12:45	5	10	5	0	0	0	0	0	0	0	0	0	0	20
13:00	4	9	8	0	0	0	0	0	0	0	0	0	0	21
13:15	5	9	2	0	0	0	0	0	0	0	0	0	0	16
13:30	12	7	1	1	0	0	0	0	0	0	0	0	0	21
13:45	4	4	2	0	0	0	0	0	0	0	0	0	0	10
14:00	1	7	3	0	0	0	0	0	0	0	0	0	0	11
14:15	5	9	2	0	0	0	0	0	0	0	0	0	0	16
14:30	6	3	1	1	0	0	0	0	0	0	0	0	0	11
14:45	2	9	3	0	0	0	0	0	0	0	0	0	0	14
15:00	10	7	3	1	0	0	0	0	0	0	0	0	0	21
15:15	8	15	3	0	0	0	0	0	0	0	0	0	0	26
15:30	4	4	2	0	0	0	0	0	0	0	0	0	0	10
15:45	3	13	1	0	0	0	0	0	0	0	0	0	0	17
16:00	5	8	4	1	0	0	0	0	0	0	0	0	0	18
16:15	8	5	3	0	0	0	0	0	0	0	0	0	0	16
16:30	2	10	3	0	0	0	0	0	0	0	0	0	0	15
16:45	2	14	6	0	0	0	0	0	0	0	0	0	0	22
17:00	2	10	3	0	0	0	0	0	0	0	0	0	0	15
17:15	5	6	2	0	0	0	0	0	0	0	0	0	0	13
17:30	3	14	3	1	0	0	0	0	0	0	0	0	0	21
17:45	2	9	2	0	0	0	0	0	0	0	0	0	0	13
18:00	5	10	2	0	0	0	0	0	0	0	0	0	0	17
18:15	6	9	3	0	0	0	0	0	0	0	0	0	0	18
18:30	3	4	3	0	0	0	0	0	0	0	0	0	0	10
18:45	0	9	1	1	0	0	0	0	0	0	0	0	0	11
19:00	2	6	0	0	0	0	0	0	0	0	0	0	0	8
19:15	2	8	1	0	0	0	0	0	0	0	0	0	0	11
19:30	6	13	2	0	0	0	0	0	0	0	0	0	0	21
19:45	3	7	2	0	0	0	0	0	0	0	0	0	0	12
20:00	1	5	1	0	0	0	0	0	0	0	0	0	0	7
20:15	5	2	4	0	0	0	0	0	0	0	0	0	0	11
20:30	0	9	2	0	0	0	0	0	0	0	0	0	0	11
20:45	2	2	1	0	0	0	0	0	0	0	0	0	0	5
21:00	0	5	0	0	0	0	0	0	0	0	0	0	0	5
21:15	0	3	2	0	0	0	0	0	0	0	0	0	0	5
21:30	3	2	0	0	0	0	0	0	0	0	0	0	0	5
21:45	2	1	3	1	0	0	0	0	0	0	0	0	0	7
22:00	0	2	0	0	0	0	0	0	0	0	0	0	0	2
22:15	1	2	1	0	0	0	0	0	0	0	0	0	0	4
22:30	0	0	2	0	0	0	0	0	0	0	0	0	0	2
22:45	0	1	0	0	0	0	0	0	0	0	0	0	0	1
23:00	0	1	0	0	0	0	0	0	0	0	0	0	0	1
23:15	1	0	0	0	0	0	0	0	0	0	0	0	0	1
23:30	0	0	0	0	0	0	0	0	0	0	0	0	0	0
23:45	0	0	0	0	0	0	0	0	0	0	0	0	0	0
Totals	192	414	132	10										754
% of Totals	26%	55%	18%	1%										100%

AM Volumes	48	106	31	2	0	0	0	0	0	0	0	0	0	187
% AM	6%	14%	4%	0%										25%
AM Peak Hour	11:30	11:45	7:45	6:30										11:30
Volume	17	30	13	1										58
PM Volumes	150	308	101	8	0	0	0	0	0	0	0	0	0	567
% PM	20%	41%	13%	1%										75%
PM Peak Hour	12:45	16:45	12:15	14:15										12:45
Volume	26	44	17	2										78

Directional Peak Periods	AM 7-9			NOON 12-2			PM 4-6			Off Peak Volumes		
All Classes	Volume	⟷	%	Volume	⟷	%	Volume	⟷	%	Volume	⟷	%
	63		8%	133		18%	133		18%	425		56%

Street Name	Direction	Percentiles					
		15th	50th	Average	85th	95th	ADT
S Reese Pl	Summary	11	17	17	21	24	754

Prepared by National Data & Surveying Services

SPEED

S Reese Pl Bet. W Olive Ave & W Oak St

Day: Thursday
Date: 1/19/2023

City: Burbank
Project #: CA23_020030_016n

North Bound

Time	< 15	15 - 19	20 - 24	25 - 29	30 - 34	35 - 39	40 - 44	45 - 49	50 - 54	55 - 59	60 - 64	65 - 69	70 +	Total
0:00 AM	0	0	1	0	0	0	0	0	0	0	0	0	0	1
1:00	0	0	0	0	0	0	0	0	0	0	0	0	0	0
2:00	1	0	1	0	0	0	0	0	0	0	0	0	0	2
3:00	0	0	1	0	0	0	0	0	0	0	0	0	0	1
4:00	0	0	0	0	0	0	0	0	0	0	0	0	0	0
5:00	1	1	1	0	0	0	0	0	0	0	0	0	0	3
6:00	1	2	0	0	0	0	0	0	0	0	0	0	0	3
7:00	1	4	1	1	0	0	0	0	0	0	0	0	0	7
8:00	2	6	4	0	0	0	0	0	0	0	0	0	0	12
9:00	2	3	6	0	0	0	0	0	0	0	0	0	0	11
10:00	1	11	1	0	0	0	0	0	0	0	0	0	0	13
11:00	4	5	1	1	0	0	0	0	0	0	0	0	0	11
12:00 PM	4	8	3	1	0	0	0	0	0	0	0	0	0	16
13:00	5	4	1	0	0	0	0	0	0	0	0	0	0	10
14:00	4	6	1	0	0	0	0	0	0	0	0	0	0	11
15:00	8	6	3	0	0	0	0	0	0	0	0	0	0	17
16:00	5	6	6	0	0	0	0	0	0	0	0	0	0	17
17:00	3	2	2	1	0	0	0	0	0	0	0	0	0	8
18:00	1	7	1	1	0	0	0	0	0	0	0	0	0	10
19:00	4	5	3	0	0	0	0	0	0	0	0	0	0	12
20:00	1	4	1	0	0	0	0	0	0	0	0	0	0	6
21:00	0	2	1	1	0	0	0	0	0	0	0	0	0	4
22:00	0	1	1	0	0	0	0	0	0	0	0	0	0	2
23:00	0	0	0	0	0	0	0	0	0	0	0	0	0	0
Totals	48	83	40	6										177
% of Totals	27%	47%	23%	3%										100%

AM Volumes	13	32	17	2	0	0	0	0	0	0	0	0	0	64
% AM	7%	18%	10%	1%										36%
AM Peak Hour	11:00	10:00	9:00	7:00										10:00
Volume	4	11	6	1										13
PM Volumes	35	51	23	4	0	0	0	0	0	0	0	0	0	113
% PM	20%	29%	13%	2%										64%
PM Peak Hour	15:00	12:00	16:00	12:00										15:00
Volume	8	8	6	1										17

Directional Peak Periods	AM 7-9			NOON 12-2			PM 4-6			Off Peak Volumes		
All Speeds	Volume	↔	%	Volume	↔	%	Volume	↔	%	Volume	↔	%
	19		11%	26		15%	25		14%	107		60%

Street Name	Direction	Percentiles					
		15th	50th	Average	85th	95th	ADT
S Reese Pl	North Bound	11	17	17	22	25	177
S Reese Pl	South Bound	11	17	16	21	24	577

Prepared by National Data & Surveying Services

SPEED

S Reese Pl Bet. W Olive Ave & W Oak St

Day: Thursday
Date: 1/19/2023

City: Burbank
Project #: CA23_020030_016s

South Bound

Time	< 15	15 - 19	20 - 24	25 - 29	30 - 34	35 - 39	40 - 44	45 - 49	50 - 54	55 - 59	60 - 64	65 - 69	70 +	Total
0:00 AM	0	0	1	0	0	0	0	0	0	0	0	0	0	1
1:00	1	2	0	0	0	0	0	0	0	0	0	0	0	3
2:00	0	1	1	0	0	0	0	0	0	0	0	0	0	2
3:00	0	0	0	0	0	0	0	0	0	0	0	0	0	0
4:00	0	1	0	0	0	0	0	0	0	0	0	0	0	1
5:00	0	2	0	0	0	0	0	0	0	0	0	0	0	2
6:00	0	2	0	0	0	0	0	0	0	0	0	0	0	2
7:00	5	13	5	0	0	0	0	0	0	0	0	0	0	23
8:00	5	13	3	0	0	0	0	0	0	0	0	0	0	21
9:00	6	13	0	0	0	0	0	0	0	0	0	0	0	19
10:00	6	13	0	0	0	0	0	0	0	0	0	0	0	19
11:00	12	14	4	0	0	0	0	0	0	0	0	0	0	30
12:00 PM	11	27	11	0	0	0	0	0	0	0	0	0	0	49
13:00	20	25	12	1	0	0	0	0	0	0	0	0	0	58
14:00	10	22	8	1	0	0	0	0	0	0	0	0	0	41
15:00	17	33	6	1	0	0	0	0	0	0	0	0	0	57
16:00	12	31	10	1	0	0	0	0	0	0	0	0	0	54
17:00	9	37	8	0	0	0	0	0	0	0	0	0	0	54
18:00	13	25	8	0	0	0	0	0	0	0	0	0	0	46
19:00	9	29	2	0	0	0	0	0	0	0	0	0	0	40
20:00	7	14	7	0	0	0	0	0	0	0	0	0	0	28
21:00	5	9	4	0	0	0	0	0	0	0	0	0	0	18
22:00	1	4	2	0	0	0	0	0	0	0	0	0	0	7
23:00	1	1	0	0	0	0	0	0	0	0	0	0	0	2
Totals	150	331	92	4										577
% of Totals	26%	57%	16%	1%										100%

AM Volumes	35	74	14	0	0	0	0	0	0	0	0	0	0	123
% AM	6%	13%	2%											21%
AM Peak Hour	11:00	11:00	7:00											11:00
Volume	12	14	5											30
PM Volumes	115	257	78	4	0	0	0	0	0	0	0	0	0	454
% PM	20%	45%	14%	1%										79%
PM Peak Hour	13:00	17:00	13:00	13:00										13:00
Volume	20	37	12	1										58

Directional Peak Periods	AM 7-9			NOON 12-2			PM 4-6			Off Peak Volumes		
All Speeds	Volume		%	Volume		%	Volume		%	Volume		%
	44	↔	8%	107	↔	19%	108	↔	19%	318	↔	55%

Street Name	Direction	Percentiles					
		15th	50th	Average	85th	95th	ADT
S Reese Pl	North Bound	11	17	17	22	25	177
S Reese Pl	South Bound	11	17	16	21	24	577

Prepared by National Data & Surveying Services

SPEED

S Reese Pl Bet. W Olive Ave & W Oak St

Day: Thursday
Date: 1/19/2023

City: Burbank
Project #: CA23_020030_016

Summary

Time	< 15	15 - 19	20 - 24	25 - 29	30 - 34	35 - 39	40 - 44	45 - 49	50 - 54	55 - 59	60 - 64	65 - 69	70 +	Total
0:00 AM	0	0	2	0	0	0	0	0	0	0	0	0	0	2
1:00	1	2	0	0	0	0	0	0	0	0	0	0	0	3
2:00	1	1	2	0	0	0	0	0	0	0	0	0	0	4
3:00	0	0	1	0	0	0	0	0	0	0	0	0	0	1
4:00	0	1	0	0	0	0	0	0	0	0	0	0	0	1
5:00	1	3	1	0	0	0	0	0	0	0	0	0	0	5
6:00	1	4	0	0	0	0	0	0	0	0	0	0	0	5
7:00	6	17	6	1	0	0	0	0	0	0	0	0	0	30
8:00	7	19	7	0	0	0	0	0	0	0	0	0	0	33
9:00	8	16	6	0	0	0	0	0	0	0	0	0	0	30
10:00	7	24	1	0	0	0	0	0	0	0	0	0	0	32
11:00	16	19	5	1	0	0	0	0	0	0	0	0	0	41
12:00 PM	15	35	14	1	0	0	0	0	0	0	0	0	0	65
13:00	25	29	13	1	0	0	0	0	0	0	0	0	0	68
14:00	14	28	9	1	0	0	0	0	0	0	0	0	0	52
15:00	25	39	9	1	0	0	0	0	0	0	0	0	0	74
16:00	17	37	16	1	0	0	0	0	0	0	0	0	0	71
17:00	12	39	10	1	0	0	0	0	0	0	0	0	0	62
18:00	14	32	9	1	0	0	0	0	0	0	0	0	0	56
19:00	13	34	5	0	0	0	0	0	0	0	0	0	0	52
20:00	8	18	8	0	0	0	0	0	0	0	0	0	0	34
21:00	5	11	5	1	0	0	0	0	0	0	0	0	0	22
22:00	1	5	3	0	0	0	0	0	0	0	0	0	0	9
23:00	1	1	0	0	0	0	0	0	0	0	0	0	0	2
Totals	198	414	132	10										754
% of Totals	26%	55%	18%	1%										100%

AM Volumes	48	106	31	2	0	0	0	0	0	0	0	0	0	187
% AM	6%	14%	4%	0%										25%
AM Peak Hour	11:00	10:00	8:00	7:00										11:00
Volume	16	24	7	1										41
PM Volumes	150	308	101	8	0	0	0	0	0	0	0	0	0	567
% PM	20%	41%	13%	1%										75%
PM Peak Hour	13:00	15:00	16:00	12:00										15:00
Volume	25	39	16	1										74

Directional Peak Periods	AM 7-9			NOON 12-2			PM 4-6			Off Peak Volumes		
All Speeds	Volume		%	Volume		%	Volume		%	Volume		%
	63	↔	8%	133	↔	18%	133	↔	18%	425	↔	56%

Street Name	Direction	Percentiles					
		15th	50th	Average	85th	95th	ADT
S Reese Pl	Summary	11	17	17	21	24	754

Prepared by NDS/ATD

Prepared by National Data & Surveying Services

VOLUME

S Reese Pl Bet. W Olive Ave & W Oak St

Day: Thursday
Date: 1/19/2023

City: Burbank
Project #: CA23_020030_016

DAILY TOTALS	NB	SB	EB	WB	Total
	177	577	0	0	754

AM Period	NB		SB		EB	WB	TOTAL		PM Period	NB		SB		EB	WB	TOTAL	
0:00	0		0		0	0			12:00	4		13		0	0	17	
0:15	1		1		0	0	2		12:15	6		9		0	0	15	
0:30	0		0		0	0			12:30	3		10		0	0	13	
0:45	0	1	0	1	0	0		2	12:45	3	16	17	49	0	0	20	65
1:00	0		1		0	0	1		13:00	3		18		0	0	21	
1:15	0		0		0	0			13:15	2		14		0	0	16	
1:30	0		1		0	0	1		13:30	5		16		0	0	21	
1:45	0		1	3	0	0	1	3	13:45	0	10	10	58	0	0	10	68
2:00	0		0		0	0			14:00	2		9		0	0	11	
2:15	0		0		0	0			14:15	4		12		0	0	16	
2:30	2		2		0	0	4		14:30	4		7		0	0	11	
2:45	0	2	0	2	0	0		4	14:45	1	11	13	41	0	0	14	52
3:00	0		0		0	0			15:00	6		15		0	0	21	
3:15	0		0		0	0			15:15	7		19		0	0	26	
3:30	1		0		0	0	1		15:30	2		8		0	0	10	
3:45	0	1	0		0	0		1	15:45	2	17	15	57	0	0	17	74
4:00	0		1		0	0	1		16:00	4		14		0	0	18	
4:15	0		0		0	0			16:15	4		12		0	0	16	
4:30	0		0		0	0			16:30	6		9		0	0	15	
4:45	0		0	1	0	0		1	16:45	3	17	19	54	0	0	22	71
5:00	0		0		0	0			17:00	1		14		0	0	15	
5:15	0		0		0	0			17:15	1		12		0	0	13	
5:30	3		0		0	0	3		17:30	3		18		0	0	21	
5:45	0	3	2	2	0	0	2	5	17:45	3	8	10	54	0	0	13	62
6:00	1		0		0	0	1		18:00	4		13		0	0	17	
6:15	2		1		0	0	3		18:15	3		15		0	0	18	
6:30	0		1		0	0	1		18:30	0		10		0	0	10	
6:45	0	3	0	2	0	0		5	18:45	3	10	8	46	0	0	11	56
7:00	1		4		0	0	5		19:00	1		7		0	0	8	
7:15	1		2		0	0	3		19:15	3		8		0	0	11	
7:30	2		3		0	0	5		19:30	6		15		0	0	21	
7:45	3	7	14	23	0	0	17	30	19:45	2	12	10	40	0	0	12	52
8:00	6		4		0	0	10		20:00	1		6		0	0	7	
8:15	1		4		0	0	5		20:15	2		9		0	0	11	
8:30	5		8		0	0	13		20:30	2		9		0	0	11	
8:45	0	12	5	21	0	0	5	33	20:45	1	6	4	28	0	0	5	34
9:00	5		8		0	0	13		21:00	2		3		0	0	5	
9:15	0		5		0	0	5		21:15	1		4		0	0	5	
9:30	1		2		0	0	3		21:30	0		5		0	0	5	
9:45	5	11	4	19	0	0	9	30	21:45	1	4	6	18	0	0	7	22
10:00	0		6		0	0	6		22:00	1		1		0	0	2	
10:15	5		2		0	0	7		22:15	0		4		0	0	4	
10:30	6		7		0	0	13		22:30	1		1		0	0	2	
10:45	2	13	4	19	0	0	6	32	22:45	0	2	1	7	0	0	1	9
11:00	2		6		0	0	8		23:00	0		1		0	0	1	
11:15	3		4		0	0	7		23:15	0		1		0	0	1	
11:30	5		9		0	0	14		23:30	0		0		0	0		
11:45	1	11	11	30	0	0	12	41	23:45	0		0	2	0	0		2
TOTALS		64		123				187	TOTALS		113		454				567
SPLIT %		34.2%		65.8%				24.8%	SPLIT %		19.9%		80.1%				75.2%

DAILY TOTALS	NB	SB	EB	WB	Total
	177	577	0	0	754

AM Peak Hour	9:45	11:45			11:30	PM Peak Hour	14:30	12:45			12:45
AM Pk Volume	16	43			58	PM Pk Volume	18	65			78
Pk Hr Factor	0.667	0.827			0.853	Pk Hr Factor	0.643	0.903			0.929
7 - 9 Volume	19	44	0	0	63	4 - 6 Volume	25	108	0	0	133
7 - 9 Peak Hour	7:45	7:45			7:45	4 - 6 Peak Hour	16:00	16:45			16:00
7 - 9 Pk Volume	15	30	0	0	45	4 - 6 Pk Volume	17	63	0	0	71
Pk Hr Factor	0.625	0.536	0.000	0.000	0.662	Pk Hr Factor	0.708	0.829	0.000	0.000	0.807

Prepared by NDS/ATD

Project #: CA23_020030_016 **City:** Burbank

Location: S Reese Pl Bet. W Olive Ave & W Oak St **Date:** 1/19/2023

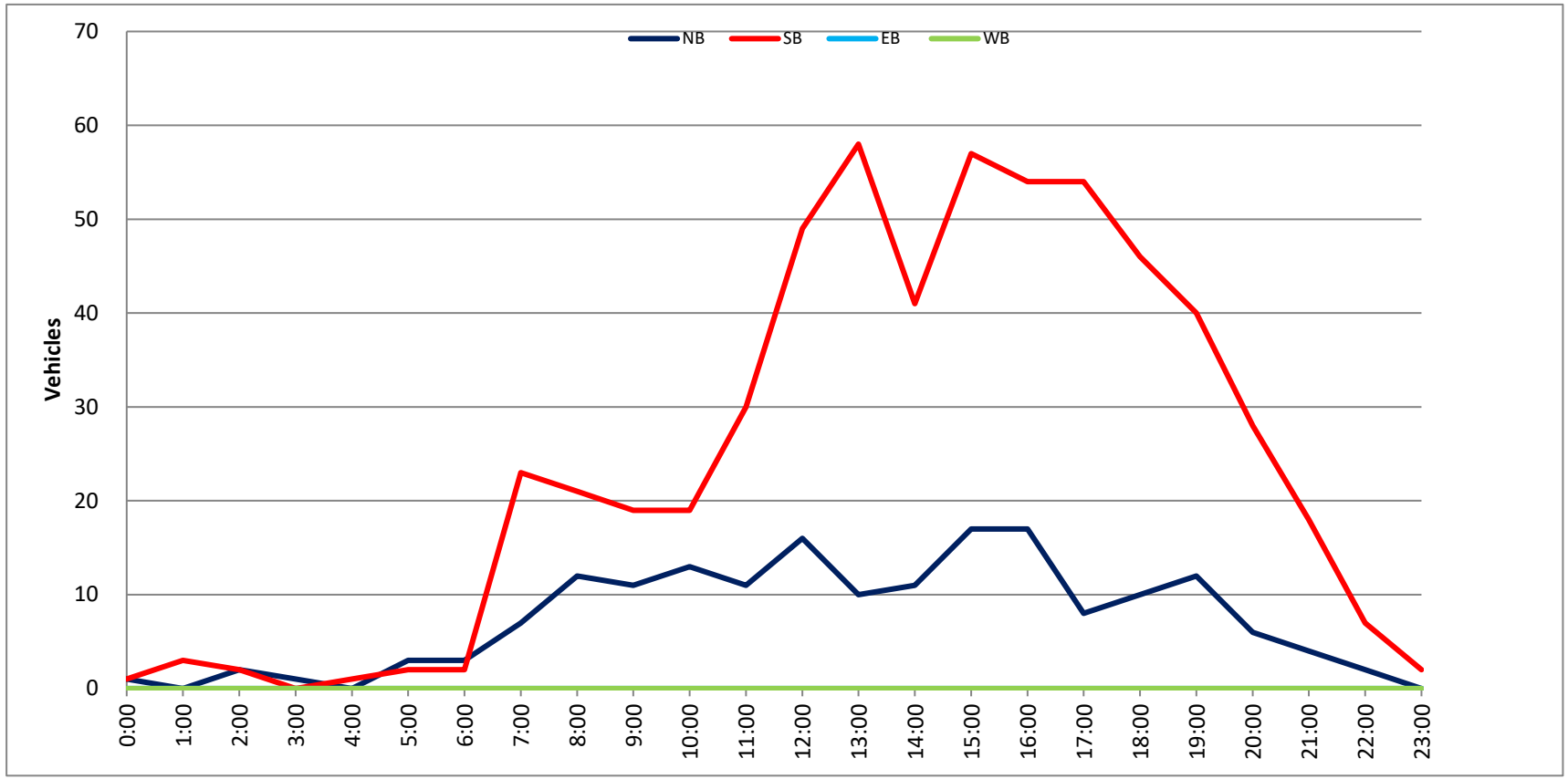

Prepared by National Data & Surveying Services

SPEED

S Sparks St Bet. W Oak St & W Alameda Ave

Day: Tuesday
Date: 1/17/2023

City: Burbank
Project #: CA23_020030_019n

North Bound

Time	< 15	15 - 19	20 - 24	25 - 29	30 - 34	35 - 39	40 - 44	45 - 49	50 - 54	55 - 59	60 - 64	65 - 69	70 +	Total
0:00 AM	0	0	1	0	0	0	0	0	0	0	0	0	0	1
0:15	0	0	0	0	0	0	0	0	0	0	0	0	0	0
0:30	0	0	0	1	0	0	0	0	0	0	0	0	0	1
0:45	0	0	0	2	0	0	0	0	0	0	0	0	0	2
1:00	0	0	0	0	0	0	0	0	0	0	0	0	0	0
1:15	0	0	0	0	0	0	0	0	0	0	0	0	0	0
1:30	0	0	0	0	0	0	0	0	0	0	0	0	0	0
1:45	0	0	0	0	1	0	0	0	0	0	0	0	0	1
2:00	0	0	0	0	0	0	1	0	0	0	0	0	0	1
2:15	0	0	0	0	0	0	0	0	0	0	0	0	0	0
2:30	0	0	0	0	0	0	0	0	0	0	0	0	0	0
2:45	0	0	0	0	0	0	0	0	0	0	0	0	0	0
3:00	0	0	0	0	0	0	0	0	0	0	0	0	0	0
3:15	0	0	0	0	0	0	0	0	0	0	0	0	0	0
3:30	0	0	0	0	0	0	0	0	0	0	0	0	0	0
3:45	0	0	0	0	1	0	0	0	0	0	0	0	0	1
4:00	0	0	0	0	0	0	0	0	0	0	0	0	0	0
4:15	0	0	0	0	0	0	0	0	0	0	0	0	0	0
4:30	0	0	0	0	1	0	0	0	0	0	0	0	0	1
4:45	0	0	0	0	0	0	0	0	0	0	0	0	0	0
5:00	0	0	0	0	0	0	0	0	0	0	0	0	0	0
5:15	0	0	0	0	0	0	0	0	0	0	0	0	0	0
5:30	0	0	1	0	2	0	0	0	0	0	0	0	0	3
5:45	0	0	1	0	0	0	0	0	0	0	0	0	0	1
6:00	0	0	1	0	0	0	0	0	0	0	0	0	0	1
6:15	0	0	0	1	1	1	0	0	0	0	0	0	0	3
6:30	0	0	0	0	0	0	0	0	0	0	0	0	0	0
6:45	0	0	1	0	1	1	0	0	0	0	0	0	0	3
7:00	0	0	2	5	0	0	0	0	0	0	0	0	0	7
7:15	0	0	2	1	1	0	0	0	0	0	0	0	0	4
7:30	0	1	1	4	3	1	0	0	0	0	0	0	0	10
7:45	0	1	3	5	5	1	0	0	0	0	0	0	0	15
8:00	0	0	3	7	4	0	0	0	0	0	0	0	0	14
8:15	2	1	2	3	4	1	1	0	0	0	0	0	0	14
8:30	0	0	1	6	3	0	2	0	0	0	0	0	0	12
8:45	0	0	2	4	6	2	0	0	0	0	0	0	0	14
9:00	0	0	2	3	0	1	0	0	0	0	0	0	0	6
9:15	0	2	2	4	1	0	0	0	0	0	0	0	0	9
9:30	0	0	1	4	0	1	0	0	0	0	0	0	0	6
9:45	1	0	1	3	2	1	0	0	0	0	0	0	0	8
10:00	1	0	1	7	5	0	1	0	0	0	0	0	0	15
10:15	0	1	1	1	0	0	0	0	0	0	0	0	0	3
10:30	0	1	1	1	4	0	1	1	0	0	0	0	0	9
10:45	0	0	2	2	4	0	0	0	0	0	0	0	0	8
11:00	1	2	3	4	1	4	0	0	0	0	0	0	0	15
11:15	0	0	3	3	4	0	0	0	0	0	0	0	0	10
11:30	1	3	2	3	1	1	0	0	0	0	0	0	0	11
11:45	0	0	0	4	6	2	0	0	0	0	0	0	0	12
12:00 PM	0	0	2	2	5	0	0	0	0	0	0	0	0	9
12:15	0	1	0	0	1	2	0	0	0	0	0	0	0	4
12:30	0	0	0	3	0	0	0	0	0	0	0	0	0	3
12:45	1	0	0	4	2	0	1	0	0	0	0	0	0	8
13:00	0	0	2	4	3	0	1	0	0	0	0	0	0	10
13:15	1	0	3	1	2	0	0	0	0	0	0	0	0	7
13:30	0	0	0	4	3	2	0	0	0	0	0	0	0	9
13:45	1	0	2	4	1	0	0	0	0	0	0	0	0	8
14:00	0	0	1	5	2	0	0	0	0	0	0	0	0	8
14:15	1	1	2	4	2	1	0	0	0	0	0	0	0	11
14:30	1	3	2	10	3	1	0	0	0	0	0	0	0	20
14:45	0	1	1	7	7	2	0	0	0	0	0	0	0	18
15:00	0	0	1	3	5	2	0	0	0	0	0	0	0	11
15:15	1	1	1	3	1	1	1	0	0	0	0	0	0	9
15:30	0	0	2	5	4	1	0	0	0	0	0	0	0	12
15:45	0	1	3	4	5	1	0	0	0	0	0	0	0	14
16:00	0	0	0	2	3	0	0	0	0	0	0	0	0	5
16:15	0	1	2	6	3	2	0	0	0	0	0	0	0	14
16:30	0	2	1	4	2	0	0	0	0	0	0	0	0	9
16:45	0	0	2	10	3	1	0	0	0	0	0	0	0	16
17:00	0	0	1	7	2	0	1	0	0	0	0	0	0	11
17:15	0	1	1	5	1	0	0	0	0	0	0	0	0	8
17:30	1	0	2	5	2	0	0	0	0	0	0	0	0	10
17:45	1	1	2	2	1	0	0	0	0	0	0	0	0	7
18:00	0	1	1	3	0	0	0	0	0	0	0	0	0	5
18:15	0	2	4	6	2	1	0	0	0	0	0	0	0	15
18:30	0	1	4	5	1	1	0	0	0	0	0	0	0	12
18:45	2	0	5	0	3	1	0	0	0	0	0	0	0	11
19:00	0	1	0	2	3	0	0	0	0	0	0	0	0	6
19:15	2	2	0	3	2	0	0	0	0	0	0	0	0	9
19:30	0	1	2	0	1	1	0	0	0	0	0	0	0	5
19:45	0	1	3	1	1	0	0	0	0	0	0	0	0	6
20:00	0	1	4	1	1	0	0	0	0	0	0	0	0	7
20:15	0	0	3	3	2	1	0	0	0	0	0	0	0	9
20:30	0	0	1	3	0	0	0	0	0	0	0	0	0	4
20:45	0	0	1	2	0	0	0	0	0	0	0	0	0	3
21:00	0	0	2	8	2	0	0	0	0	0	0	0	0	12
21:15	0	1	0	2	0	1	0	0	0	0	0	0	0	4
21:30	0	0	1	1	0	0	0	0	0	0	0	0	0	2
21:45	0	2	1	0	1	0	0	0	0	0	0	0	0	4
22:00	0	0	0	1	0	0	0	0	0	0	0	0	0	1
22:15	0	2	1	0	0	0	0	0	0	0	0	0	0	3
22:30	0	0	0	0	1	0	0	0	0	0	0	0	0	1
22:45	0	0	0	1	0	0	0	0	0	0	0	0	0	1
23:00	0	0	0	0	0	0	0	0	0	0	0	0	0	0
23:15	0	0	1	0	1	0	0	0	0	0	0	0	0	2
23:30	0	0	0	1	0	0	0	0	0	0	0	0	0	1
23:45	1	0	0	0	0	0	0	0	0	0	0	0	0	1
Totals	**19**	**40**	**107**	**225**	**145**	**39**	**10**	**1**						**586**
% of Totals	3%	7%	18%	38%	25%	7%	2%	0%						100%

AM Volumes	6	12	40	78	61	17	6	1	0	0	0	0	0	221
% AM	1%	2%	7%	13%	10%	3%	1%	0%						38%
AM Peak Hour	7:30	10:45	10:45	7:45	8:00	11:00	7:45	9:45						7:45
Volume	2	5	10	21	17	7	3	1						55
PM Volumes	13	28	67	147	84	22	4	0	0	0	0	0	0	365
% PM	2%	5%	11%	25%	14%	4%	1%							62%
PM Peak Hour	18:30	14:00	18:00	16:15	14:15	14:15	12:15							14:15
Volume	4	5	14	27	17	6	2							60

Directional Peak Periods	AM 7-9			NOON 12-2			PM 4-6			Off Peak Volumes		
All Classes	Volume	⟷	%	Volume	⟷	%	Volume	⟷	%	Volume	⟷	%
	90		15%	58		10%	80		14%	358		61%

Street Name	Direction	Percentiles					
		15th	50th	Average	85th	95th	ADT
S Sparks St	North Bound	21	28	28	34	38	586
S Sparks St	South Bound	22	28	28	34	37	613

Prepared by National Data & Surveying Services

SPEED

S Sparks St Bet. W Oak St & W Alameda Ave

Day: Tuesday
Date: 1/17/2023

City: Burbank
Project #: CA23_020030_019s

South Bound

Time	< 15	15 - 19	20 - 24	25 - 29	30 - 34	35 - 39	40 - 44	45 - 49	50 - 54	55 - 59	60 - 64	65 - 69	70 +	Total
0:00 AM	0	0	1	0	0	0	0	0	0	0	0	0	0	1
0:15	0	0	2	0	0	0	0	0	0	0	0	0	0	2
0:30	0	0	1	0	0	0	0	0	0	0	0	0	0	1
0:45	0	0	0	0	0	0	0	0	0	0	0	0	0	0
1:00	0	0	0	0	0	0	0	0	0	0	0	0	0	0
1:15	0	0	0	0	1	0	0	0	0	0	0	0	0	1
1:30	0	0	0	0	0	0	0	0	0	0	0	0	0	0
1:45	0	0	0	0	1	0	0	0	0	0	0	0	0	1
2:00	0	0	0	0	0	0	0	0	0	0	0	0	0	0
2:15	0	0	0	0	0	0	0	0	0	0	0	0	0	0
2:30	0	0	0	0	0	1	0	0	0	0	0	0	0	1
2:45	0	0	0	0	0	0	0	0	0	0	0	0	0	0
3:00	0	0	0	0	0	0	0	0	0	0	0	0	0	0
3:15	0	0	0	0	0	0	0	0	0	0	0	0	0	0
3:30	0	0	0	0	0	0	0	0	0	0	0	0	0	0
3:45	0	0	0	0	0	0	0	0	0	0	0	0	0	0
4:00	0	0	0	0	0	0	0	0	0	0	0	0	0	0
4:15	0	0	0	0	1	0	0	0	0	0	0	0	0	1
4:30	0	0	0	0	0	0	0	0	0	0	0	0	0	0
4:45	0	0	0	0	0	0	0	0	0	0	0	0	0	0
5:00	0	0	1	0	1	0	0	0	0	0	0	0	0	2
5:15	0	0	0	0	1	0	0	0	0	0	0	0	0	1
5:30	0	0	0	1	1	1	0	0	0	0	0	0	0	3
5:45	0	0	0	1	0	0	0	0	0	0	0	0	0	1
6:00	0	0	0	2	1	1	0	0	0	0	0	0	0	4
6:15	0	0	0	1	1	0	0	0	0	0	0	0	0	2
6:30	0	0	1	3	0	0	0	0	0	0	0	0	0	4
6:45	1	0	1	1	1	1	0	0	0	0	0	0	0	5
7:00	0	0	1	1	1	0	0	0	0	0	0	0	0	3
7:15	0	0	1	1	2	1	0	0	0	0	0	0	0	5
7:30	0	0	0	8	1	0	0	0	0	0	0	0	0	9
7:45	0	1	5	0	3	0	1	0	0	0	0	0	0	10
8:00	0	0	2	8	3	2	0	0	0	0	0	0	0	15
8:15	1	1	2	4	4	1	0	0	0	0	0	0	0	13
8:30	1	0	3	5	4	2	1	0	0	0	0	0	0	16
8:45	0	0	1	5	1	0	1	1	0	0	0	0	0	9
9:00	0	1	0	4	3	2	0	0	0	0	0	0	0	10
9:15	0	0	0	2	1	0	0	0	0	0	0	0	0	3
9:30	0	1	1	5	5	0	0	0	0	0	0	0	0	12
9:45	0	1	2	6	2	1	0	0	0	0	0	0	0	12
10:00	0	2	0	4	1	0	0	0	0	0	0	0	0	7
10:15	0	1	0	4	2	0	0	0	0	0	0	0	0	7
10:30	0	0	1	2	3	1	0	0	0	0	0	0	0	7
10:45	1	0	3	3	2	1	0	0	0	0	0	0	0	10
11:00	0	0	0	1	5	0	0	0	0	0	0	0	0	6
11:15	0	2	1	3	5	1	0	0	0	0	0	0	0	12
11:30	0	1	8	5	2	0	0	0	0	0	0	0	0	16
11:45	0	0	3	2	2	0	0	0	0	0	0	0	0	7
12:00 PM	0	0	2	5	1	0	0	0	0	0	0	0	0	8
12:15	0	0	0	5	2	0	0	0	0	0	0	0	0	7
12:30	1	1	2	1	1	0	0	0	0	0	0	0	0	6
12:45	0	0	1	5	1	1	0	0	0	0	0	0	0	8
13:00	1	2	0	1	1	1	0	0	0	0	0	0	0	6
13:15	0	2	0	7	1	1	0	0	0	0	0	0	0	11
13:30	0	1	2	5	2	0	0	0	0	0	0	0	0	10
13:45	0	1	3	7	5	0	0	0	0	0	0	0	0	16
14:00	1	0	2	8	7	0	0	0	0	0	0	0	0	18
14:15	0	0	3	6	4	2	1	0	0	0	0	0	0	16
14:30	0	2	1	8	5	4	0	0	0	0	0	0	0	20
14:45	0	0	7	2	4	1	0	0	0	0	0	0	0	14
15:00	0	2	1	10	3	3	0	0	0	0	0	0	0	19
15:15	0	0	5	5	0	2	0	1	0	0	0	0	0	13
15:30	0	1	3	6	3	1	0	0	0	0	0	0	0	14
15:45	0	0	1	7	4	0	0	1	0	0	0	0	0	13
16:00	0	0	3	4	2	1	0	0	0	0	0	0	0	10
16:15	0	1	3	7	2	0	0	0	0	0	0	0	0	13
16:30	0	1	4	4	3	0	0	0	0	0	0	0	0	12
16:45	0	1	0	4	1	2	0	0	0	0	0	0	0	8
17:00	1	0	0	3	0	0	0	0	0	0	0	0	0	4
17:15	0	0	2	4	1	2	0	0	0	0	0	0	0	9
17:30	0	0	2	3	1	0	0	0	0	0	0	0	0	6
17:45	0	0	2	3	3	0	0	0	0	0	0	0	0	8
18:00	0	1	1	4	0	1	0	1	0	0	0	0	0	8
18:15	1	0	3	5	0	1	0	0	0	0	0	0	0	10
18:30	0	2	1	3	0	0	0	0	0	0	0	0	0	6
18:45	0	2	4	4	2	0	0	0	0	0	0	0	0	12
19:00	0	1	2	9	2	0	1	0	0	0	0	0	0	15
19:15	1	1	1	1	4	0	0	0	0	0	0	0	0	8
19:30	0	0	1	0	2	0	0	0	0	0	0	0	0	3
19:45	0	0	2	3	1	1	0	0	0	0	0	0	0	7
20:00	0	0	3	0	1	0	0	0	0	0	0	0	0	4
20:15	0	2	1	0	1	2	0	0	0	0	0	0	0	6
20:30	1	0	1	1	3	0	0	0	0	0	0	0	0	6
20:45	0	0	0	1	1	0	0	0	0	0	0	0	0	2
21:00	0	0	0	5	3	0	0	0	0	0	0	0	0	8
21:15	0	1	2	2	0	0	0	0	0	0	0	0	0	5
21:30	0	0	1	1	2	0	0	0	0	0	0	0	0	4
21:45	1	0	0	0	0	0	0	0	0	0	0	0	0	1
22:00	2	0	0	2	1	0	0	0	0	0	0	0	0	5
22:15	1	0	1	1	1	0	0	0	0	0	0	0	0	4
22:30	0	0	0	2	0	0	0	0	0	0	0	0	0	2
22:45	0	0	0	0	0	0	0	0	0	0	0	0	0	0
23:00	0	1	0	0	0	0	0	0	0	0	0	0	0	1
23:15	0	0	1	0	0	0	0	0	0	0	0	0	0	1
23:30	0	0	1	2	1	0	0	0	0	0	0	0	0	4
23:45	0	1	0	0	1	1	0	0	0	0	0	0	0	3
Totals	15	38	115	248	144	43	5	4						613
% of Totals	2%	6%	19%	40%	23%	7%	1%	1%						100%

AM Volumes	4	11	41	82	61	16	3	1	0	0	0	0	0	219
% AM	1%	2%	7%	13%	10%	3%	0%	0%						36%
AM Peak Hour	7:45	9:30	11:15	8:00	10:30	7:45	7:45	8:00						7:45
Volume	2	5	14	22	15	5	2	1						54
PM Volumes	11	27	75	166	83	27	2	3	0	0	0	0	0	394
% PM	2%	4%	12%	27%	14%	4%	0%	0%						64%
PM Peak Hour	21:30	13:00	14:45	13:45	13:45	14:15	13:30	15:00						13:45
Volume	4	6	16	29	21	10	1	2						70

Directional Peak Periods	AM 7-9			NOON 12-2			PM 4-6			Off Peak Volumes		
All Classes	Volume	⟷	%	Volume	⟷	%	Volume	⟷	%	Volume	⟷	%
	80	⟷	13%	72	⟷	12%	70	⟷	11%	391	⟷	64%

Street Name	Direction	Percentiles					
		15th	50th	Average	85th	95th	ADT
S Sparks St	North Bound	21	28	28	34	38	586
S Sparks St	South Bound	22	28	28	34	37	613

ATTACHMENT 3 - 1300

Prepared by National Data & Surveying Services

SPEED

S Sparks St Bet. W Oak St & W Alameda Ave

Day: Tuesday
Date: 1/17/2023

City: Burbank
Project #: CA23_020030_019

Summary

Time	< 15	15 - 19	20 - 24	25 - 29	30 - 34	35 - 39	40 - 44	45 - 49	50 - 54	55 - 59	60 - 64	65 - 69	70 +	Total
0:00 AM	0	0	2	0	0	0	0	0	0	0	0	0	0	2
0:15	0	0	2	0	0	0	0	0	0	0	0	0	0	2
0:30	0	0	1	1	0	0	0	0	0	0	0	0	0	2
0:45	0	0	0	2	0	0	0	0	0	0	0	0	0	2
1:00	0	0	0	0	0	0	0	0	0	0	0	0	0	0
1:15	0	0	0	0	1	0	0	0	0	0	0	0	0	1
1:30	0	0	0	0	0	0	0	0	0	0	0	0	0	0
1:45	0	0	0	0	2	0	0	0	0	0	0	0	0	2
2:00	0	0	0	0	0	0	1	0	0	0	0	0	0	1
2:15	0	0	0	0	0	0	0	0	0	0	0	0	0	0
2:30	0	0	0	0	0	1	0	0	0	0	0	0	0	1
2:45	0	0	0	0	0	0	0	0	0	0	0	0	0	0
3:00	0	0	0	0	0	0	0	0	0	0	0	0	0	0
3:15	0	0	0	0	0	0	0	0	0	0	0	0	0	0
3:30	0	0	0	0	0	0	0	0	0	0	0	0	0	0
3:45	0	0	0	0	1	0	0	0	0	0	0	0	0	1
4:00	0	0	0	0	0	0	0	0	0	0	0	0	0	0
4:15	0	0	0	0	1	0	0	0	0	0	0	0	0	1
4:30	0	0	0	0	1	0	0	0	0	0	0	0	0	1
4:45	0	0	0	0	0	0	0	0	0	0	0	0	0	0
5:00	0	0	1	0	1	0	0	0	0	0	0	0	0	2
5:15	0	0	0	0	1	0	0	0	0	0	0	0	0	1
5:30	0	0	1	1	3	1	0	0	0	0	0	0	0	6
5:45	0	0	1	1	0	0	0	0	0	0	0	0	0	2
6:00	0	0	1	2	1	1	0	0	0	0	0	0	0	5
6:15	0	0	0	2	2	1	0	0	0	0	0	0	0	5
6:30	0	0	1	3	0	0	0	0	0	0	0	0	0	4
6:45	1	0	2	1	2	2	0	0	0	0	0	0	0	8
7:00	0	0	3	6	1	0	0	0	0	0	0	0	0	10
7:15	0	0	3	2	3	1	0	0	0	0	0	0	0	9
7:30	0	1	1	12	4	1	0	0	0	0	0	0	0	19
7:45	0	2	8	5	8	1	1	0	0	0	0	0	0	25
8:00	0	0	5	15	7	2	0	0	0	0	0	0	0	29
8:15	3	2	4	7	8	2	1	0	0	0	0	0	0	27
8:30	1	0	4	11	7	2	3	0	0	0	0	0	0	28
8:45	0	0	3	9	7	2	1	1	0	0	0	0	0	23
9:00	0	1	2	7	3	3	0	0	0	0	0	0	0	16
9:15	0	2	2	6	2	0	0	0	0	0	0	0	0	12
9:30	0	1	2	9	5	1	0	0	0	0	0	0	0	18
9:45	1	1	3	9	4	2	0	0	0	0	0	0	0	20
10:00	1	2	1	11	6	0	1	0	0	0	0	0	0	22
10:15	0	2	1	5	2	0	0	0	0	0	0	0	0	10
10:30	0	1	2	3	7	1	1	1	0	0	0	0	0	16
10:45	1	0	5	5	6	1	0	0	0	0	0	0	0	18
11:00	1	2	3	5	6	4	0	0	0	0	0	0	0	21
11:15	0	2	4	6	9	1	0	0	0	0	0	0	0	22
11:30	1	4	10	8	3	1	0	0	0	0	0	0	0	27
11:45	0	0	3	6	8	2	0	0	0	0	0	0	0	19
12:00 PM	0	0	4	7	6	0	0	0	0	0	0	0	0	17
12:15	0	1	0	5	3	2	0	0	0	0	0	0	0	11
12:30	1	1	2	4	1	0	0	0	0	0	0	0	0	9
12:45	1	0	1	9	3	1	1	0	0	0	0	0	0	16
13:00	1	2	2	5	4	1	1	0	0	0	0	0	0	16
13:15	1	2	3	8	3	1	0	0	0	0	0	0	0	18
13:30	0	1	2	9	5	2	0	0	0	0	0	0	0	19
13:45	1	1	5	11	6	0	0	0	0	0	0	0	0	24
14:00	1	0	3	13	9	0	0	0	0	0	0	0	0	26
14:15	1	1	5	10	6	3	1	0	0	0	0	0	0	27
14:30	1	5	3	18	8	5	0	0	0	0	0	0	0	40
14:45	0	1	8	9	11	3	0	0	0	0	0	0	0	32
15:00	0	2	2	13	8	5	0	0	0	0	0	0	0	30
15:15	1	1	6	8	1	3	1	1	0	0	0	0	0	22
15:30	0	1	5	11	7	2	0	0	0	0	0	0	0	26
15:45	0	1	4	11	9	1	0	1	0	0	0	0	0	27
16:00	0	0	3	6	5	1	0	0	0	0	0	0	0	15
16:15	0	2	5	13	5	2	0	0	0	0	0	0	0	27
16:30	0	3	5	8	5	0	0	0	0	0	0	0	0	21
16:45	0	1	2	14	4	3	0	0	0	0	0	0	0	24
17:00	1	0	1	10	2	0	1	0	0	0	0	0	0	15
17:15	0	1	3	9	2	2	0	0	0	0	0	0	0	17
17:30	1	0	4	8	3	0	0	0	0	0	0	0	0	16
17:45	1	1	4	5	4	0	0	0	0	0	0	0	0	15
18:00	0	2	2	7	0	1	0	1	0	0	0	0	0	13
18:15	1	2	7	11	2	2	0	0	0	0	0	0	0	25
18:30	0	3	5	8	1	1	0	0	0	0	0	0	0	18
18:45	2	2	9	4	5	1	0	0	0	0	0	0	0	23
19:00	0	2	2	11	5	0	1	0	0	0	0	0	0	21
19:15	3	3	1	4	6	0	0	0	0	0	0	0	0	17
19:30	0	1	3	0	3	1	0	0	0	0	0	0	0	8
19:45	0	1	5	4	2	1	0	0	0	0	0	0	0	13
20:00	0	1	7	1	2	0	0	0	0	0	0	0	0	11
20:15	0	2	4	3	3	3	0	0	0	0	0	0	0	15
20:30	1	0	2	4	3	0	0	0	0	0	0	0	0	10
20:45	0	0	1	3	1	0	0	0	0	0	0	0	0	5
21:00	0	0	2	13	5	0	0	0	0	0	0	0	0	20
21:15	0	2	2	4	0	1	0	0	0	0	0	0	0	9
21:30	0	0	2	2	2	0	0	0	0	0	0	0	0	6
21:45	1	2	1	0	1	0	0	0	0	0	0	0	0	5
22:00	2	0	0	3	1	0	0	0	0	0	0	0	0	6
22:15	1	2	2	1	1	0	0	0	0	0	0	0	0	7
22:30	0	0	0	2	1	0	0	0	0	0	0	0	0	3
22:45	0	0	0	1	0	0	0	0	0	0	0	0	0	1
23:00	0	1	0	0	0	0	0	0	0	0	0	0	0	1
23:15	0	0	2	0	1	0	0	0	0	0	0	0	0	3
23:30	0	0	1	3	1	0	0	0	0	0	0	0	0	5
23:45	1	1	0	0	1	1	0	0	0	0	0	0	0	4
Totals	34	78	223	473	289	82	15	5						1199
% of Totals	3%	7%	19%	39%	24%	7%	1%	0%						100%

AM Volumes	10	23	81	160	122	33	9	2	0	0	0	0	0	440
% AM	1%	2%	7%	13%	10%	3%	1%	0%						37%
AM Peak Hour	7:45	10:45	10:45	8:00	7:45	8:15	7:45	8:00						7:45
Volume	4	8	22	42	30	9	5	1						109
PM Volumes	24	55	142	313	167	49	6	3	0	0	0	0	0	759
% PM	2%	5%	12%	26%	14%	4%	1%	0%						63%
PM Peak Hour	18:30	18:30	18:00	13:45	14:00	14:15	12:15	15:00						14:15
Volume	5	10	23	52	34	16	2	2						129

Directional Peak Periods	AM 7-9			NOON 12-2			PM 4-6			Off Peak Volumes		
All Classes	Volume	⟷	%	Volume	⟷	%	Volume	⟷	%	Volume	⟷	%
	170		14%	130		11%	150		13%	749		62%

Street Name	Direction	Percentiles					
		15th	50th	Average	85th	95th	ADT
S Sparks St	Summary	22	28	28	34	38	1199

Prepared by National Data & Surveying Services

SPEED

S Sparks St Bet. W Oak St & W Alameda Ave

Day: Tuesday
Date: 1/17/2023

City: Burbank
Project #: CA23_020030_019n

North Bound

Time	< 15	15 - 19	20 - 24	25 - 29	30 - 34	35 - 39	40 - 44	45 - 49	50 - 54	55 - 59	60 - 64	65 - 69	70 +	Total
0:00 AM	0	0	1	3	0	0	0	0	0	0	0	0	0	4
1:00	0	0	0	0	1	0	0	0	0	0	0	0	0	1
2:00	0	0	0	0	0	0	1	0	0	0	0	0	0	1
3:00	0	0	0	0	1	0	0	0	0	0	0	0	0	1
4:00	0	0	0	0	1	0	0	0	0	0	0	0	0	1
5:00	0	0	2	0	2	0	0	0	0	0	0	0	0	4
6:00	0	0	2	1	2	2	0	0	0	0	0	0	0	7
7:00	0	2	8	15	9	2	0	0	0	0	0	0	0	36
8:00	2	1	8	20	17	3	3	0	0	0	0	0	0	54
9:00	1	2	6	14	3	3	0	0	0	0	0	0	0	29
10:00	1	2	5	11	13	0	2	1	0	0	0	0	0	35
11:00	2	5	8	14	12	7	0	0	0	0	0	0	0	48
12:00 PM	1	1	2	9	8	2	1	0	0	0	0	0	0	24
13:00	2	0	7	13	9	2	1	0	0	0	0	0	0	34
14:00	2	5	6	26	14	4	0	0	0	0	0	0	0	57
15:00	1	2	7	15	15	5	1	0	0	0	0	0	0	46
16:00	0	3	5	22	11	3	0	0	0	0	0	0	0	44
17:00	2	2	6	19	6	0	1	0	0	0	0	0	0	36
18:00	2	4	14	14	6	3	0	0	0	0	0	0	0	43
19:00	2	5	5	6	7	1	0	0	0	0	0	0	0	26
20:00	0	1	9	9	3	1	0	0	0	0	0	0	0	23
21:00	0	3	4	11	3	1	0	0	0	0	0	0	0	22
22:00	0	2	1	2	1	0	0	0	0	0	0	0	0	6
23:00	1	0	1	1	1	0	0	0	0	0	0	0	0	4
Totals	19	40	107	225	145	39	10	1						586
% of Totals	3%	7%	18%	38%	25%	7%	2%	0%						100%

AM Volumes	6	12	40	78	61	17	6	1	0	0	0	0	0	221
% AM	1%	2%	7%	13%	10%	3%	1%	0%						38%
AM Peak Hour	8:00	11:00	7:00	8:00	8:00	11:00	8:00	10:00						8:00
Volume	2	5	8	20	17	7	3	1						54
PM Volumes	13	28	67	147	84	22	4	0	0	0	0	0	0	365
% PM	2%	5%	11%	25%	14%	4%	1%							62%
PM Peak Hour	13:00	14:00	18:00	14:00	15:00	15:00	12:00							14:00
Volume	2	5	14	26	15	5	1							57

Directional Peak Periods	AM 7-9			NOON 12-2			PM 4-6			Off Peak Volumes		
All Speeds	Volume	↔	%	Volume	↔	%	Volume	↔	%	Volume	↔	%
	90		15%	58		10%	80		14%	358		61%

Street Name	Direction	Percentiles					
		15th	50th	Average	85th	95th	ADT
S Sparks St	North Bound	21	28	28	34	38	586
S Sparks St	South Bound	22	28	28	34	37	613

Prepared by National Data & Surveying Services

SPEED

S Sparks St Bet. W Oak St & W Alameda Ave

Day: Tuesday
Date: 1/17/2023

City: Burbank
Project #: CA23_020030_019s

South Bound

Time	< 15	15 - 19	20 - 24	25 - 29	30 - 34	35 - 39	40 - 44	45 - 49	50 - 54	55 - 59	60 - 64	65 - 69	70 +	Total
0:00 AM	0	0	4	0	0	0	0	0	0	0	0	0	0	4
1:00	0	0	0	0	2	0	0	0	0	0	0	0	0	2
2:00	0	0	0	0	0	1	0	0	0	0	0	0	0	1
3:00	0	0	0	0	0	0	0	0	0	0	0	0	0	0
4:00	0	0	0	0	1	0	0	0	0	0	0	0	0	1
5:00	0	0	1	2	3	1	0	0	0	0	0	0	0	7
6:00	1	0	2	7	3	2	0	0	0	0	0	0	0	15
7:00	0	1	7	10	7	1	1	0	0	0	0	0	0	27
8:00	2	1	8	22	12	5	2	1	0	0	0	0	0	53
9:00	0	3	3	17	11	3	0	0	0	0	0	0	0	37
10:00	1	3	4	13	8	2	0	0	0	0	0	0	0	31
11:00	0	3	12	11	14	1	0	0	0	0	0	0	0	41
12:00 PM	1	1	5	16	5	1	0	0	0	0	0	0	0	29
13:00	1	6	5	20	9	2	0	0	0	0	0	0	0	43
14:00	1	2	13	24	20	7	1	0	0	0	0	0	0	68
15:00	0	3	10	28	10	6	0	2	0	0	0	0	0	59
16:00	0	3	10	19	8	3	0	0	0	0	0	0	0	43
17:00	1	0	6	13	5	2	0	0	0	0	0	0	0	27
18:00	1	5	9	16	2	2	0	1	0	0	0	0	0	36
19:00	1	2	6	13	9	1	1	0	0	0	0	0	0	33
20:00	1	2	5	2	6	2	0	0	0	0	0	0	0	18
21:00	1	1	3	8	5	0	0	0	0	0	0	0	0	18
22:00	3	0	1	5	2	0	0	0	0	0	0	0	0	11
23:00	0	2	2	2	2	1	0	0	0	0	0	0	0	9
Totals	15	38	116	248	144	43	5	4						613
% of Totals	2%	6%	19%	40%	23%	7%	1%	1%						100%

AM Volumes	4	11	41	82	61	16	3	1	0	0	0	0	0	219
% AM	1%	2%	7%	13%	10%	3%	0%	0%						36%
AM Peak Hour	8:00	9:00	11:00	8:00	11:00	8:00	8:00	8:00						8:00
Volume	2	3	12	22	14	5	2	1						53
PM Volumes	11	27	75	166	83	27	2	3	0	0	0	0	0	394
% PM	2%	4%	12%	27%	14%	4%	0%	0%						64%
PM Peak Hour	22:00	13:00	14:00	15:00	14:00	14:00	14:00	15:00						14:00
Volume	3	6	13	28	20	7	1	2						68

Directional Peak Periods	AM 7-9			NOON 12-2			PM 4-6			Off Peak Volumes		
All Speeds	Volume		%	Volume		%	Volume		%	Volume		%
	80	↔	13%	72	↔	12%	70	↔	11%	391	↔	64%

Street Name	Direction	Percentiles					
		15th	50th	Average	85th	95th	ADT
S Sparks St	North Bound	21	28	28	34	38	586
S Sparks St	South Bound	22	28	28	34	37	613

Prepared by National Data & Surveying Services

SPEED

S Sparks St Bet. W Oak St & W Alameda Ave

Day: Tuesday
Date: 1/17/2023

City: Burbank
Project #: CA23_020030_019

Summary

Time	< 15	15 - 19	20 - 24	25 - 29	30 - 34	35 - 39	40 - 44	45 - 49	50 - 54	55 - 59	60 - 64	65 - 69	70 +	Total
0:00 AM	0	0	5	3	0	0	0	0	0	0	0	0	0	8
1:00	0	0	0	0	3	0	0	0	0	0	0	0	0	3
2:00	0	0	0	0	0	1	1	0	0	0	0	0	0	2
3:00	0	0	0	0	1	0	0	0	0	0	0	0	0	1
4:00	0	0	0	0	2	0	0	0	0	0	0	0	0	2
5:00	0	0	3	2	5	1	0	0	0	0	0	0	0	11
6:00	1	0	4	8	5	4	0	0	0	0	0	0	0	22
7:00	0	3	15	25	16	3	1	0	0	0	0	0	0	63
8:00	4	2	16	42	29	8	5	1	0	0	0	0	0	107
9:00	1	5	9	31	14	6	0	0	0	0	0	0	0	66
10:00	2	5	9	24	21	2	2	1	0	0	0	0	0	66
11:00	2	8	20	25	26	8	0	0	0	0	0	0	0	89
12:00 PM	2	2	7	25	13	3	1	0	0	0	0	0	0	53
13:00	3	6	12	33	18	4	1	0	0	0	0	0	0	77
14:00	3	7	19	50	34	11	1	0	0	0	0	0	0	125
15:00	1	5	17	43	25	11	1	2	0	0	0	0	0	105
16:00	0	6	15	41	19	6	0	0	0	0	0	0	0	87
17:00	3	2	12	32	11	2	1	0	0	0	0	0	0	63
18:00	3	9	23	30	8	5	0	1	0	0	0	0	0	79
19:00	3	7	11	19	16	2	1	0	0	0	0	0	0	59
20:00	1	3	14	11	9	3	0	0	0	0	0	0	0	41
21:00	1	4	7	19	8	1	0	0	0	0	0	0	0	40
22:00	3	2	2	7	3	0	0	0	0	0	0	0	0	17
23:00	1	2	3	3	3	1	0	0	0	0	0	0	0	13
Totals	34	78	223	473	289	82	15	5						1199
% of Totals	3%	7%	19%	39%	24%	7%	1%	0%						100%

AM Volumes	10	23	81	160	122	33	9	2	0	0	0	0	0	440
% AM	1%	2%	7%	13%	10%	3%	1%	0%						37%
AM Peak Hour	8:00	11:00	11:00	8:00	8:00	8:00	8:00	8:00						8:00
Volume	4	8	20	42	29	8	5	1						107
PM Volumes	24	55	142	313	167	49	6	3	0	0	0	0	0	759
% PM	2%	5%	12%	26%	14%	4%	1%	0%						63%
PM Peak Hour	13:00	18:00	18:00	14:00	14:00	14:00	12:00	15:00						14:00
Volume	3	9	23	50	34	11	1	2						125

Directional Peak Periods	AM 7-9			NOON 12-2			PM 4-6			Off Peak Volumes		
All Speeds	Volume		%	Volume		%	Volume		%	Volume		%
	170	↔	14%	130	↔	11%	150	↔	13%	749	↔	62%

Street Name	Direction	Percentiles					
		15th	50th	Average	85th	95th	ADT
S Sparks St	Summary	22	28	28	34	38	1199

Prepared by NDS/ATD

Prepared by National Data & Surveying Services

VOLUME

S Sparks St Bet. W Oak St & W Alameda Ave

Day: Tuesday
Date: 1/17/2023

City: Burbank
Project #: CA23_020030_019

DAILY TOTALS	NB	SB	EB	WB	Total
	586	613	0	0	1,199

AM Period	NB		SB		EB	WB	TOTAL		PM Period	NB		SB		EB	WB	TOTAL	
0:00	1		1		0	0	2		12:00	9		8		0	0	17	
0:15	0		2		0	0	2		12:15	4		7		0	0	11	
0:30	1		1		0	0	2		12:30	3		6		0	0	9	
0:45	2	4	0	4	0	0	2	8	12:45	8	24	8	29	0	0	16	53
1:00	0		0		0	0			13:00	10		6		0	0	16	
1:15	0		1		0	0	1		13:15	7		11		0	0	18	
1:30	0		0		0	0			13:30	9		10		0	0	19	
1:45	1	1	1	2	0	0	2	3	13:45	8	34	16	43	0	0	24	77
2:00	1		0		0	0	1		14:00	8		18		0	0	26	
2:15	0		0		0	0			14:15	11		16		0	0	27	
2:30	0		1		0	0	1		14:30	20		20		0	0	40	
2:45	0	1	0	1	0	0		2	14:45	18	57	14	68	0	0	32	125
3:00	0		0		0	0			15:00	11		19		0	0	30	
3:15	0		0		0	0			15:15	9		13		0	0	22	
3:30	0		0		0	0			15:30	12		14		0	0	26	
3:45	1	1	0		0	0	1	1	15:45	14	46	13	59	0	0	27	105
4:00	0		0		0	0			16:00	5		10		0	0	15	
4:15	0		1		0	0	1		16:15	14		13		0	0	27	
4:30	1		0		0	0	1		16:30	9		12		0	0	21	
4:45	0	1	0	1	0	0		2	16:45	16	44	8	43	0	0	24	87
5:00	0		2		0	0	2		17:00	11		4		0	0	15	
5:15	0		1		0	0	1		17:15	8		9		0	0	17	
5:30	3		3		0	0	6		17:30	10		6		0	0	16	
5:45	1	4	1	7	0	0	2	11	17:45	7	36	8	27	0	0	15	63
6:00	1		4		0	0	5		18:00	5		8		0	0	13	
6:15	3		2		0	0	5		18:15	15		10		0	0	25	
6:30	0		4		0	0	4		18:30	12		6		0	0	18	
6:45	3	7	5	15	0	0	8	22	18:45	11	43	12	36	0	0	23	79
7:00	7		3		0	0	10		19:00	6		15		0	0	21	
7:15	4		5		0	0	9		19:15	9		8		0	0	17	
7:30	10		9		0	0	19		19:30	5		3		0	0	8	
7:45	15	36	10	27	0	0	25	63	19:45	6	26	7	33	0	0	13	59
8:00	14		15		0	0	29		20:00	7		4		0	0	11	
8:15	14		13		0	0	27		20:15	9		6		0	0	15	
8:30	12		16		0	0	28		20:30	4		6		0	0	10	
8:45	14	54	9	53	0	0	23	107	20:45	3	23	2	18	0	0	5	41
9:00	6		10		0	0	16		21:00	12		8		0	0	20	
9:15	9		3		0	0	12		21:15	4		5		0	0	9	
9:30	6		12		0	0	18		21:30	2		4		0	0	6	
9:45	8	29	12	37	0	0	20	66	21:45	4	22	1	18	0	0	5	40
10:00	15		7		0	0	22		22:00	1		5		0	0	6	
10:15	3		7		0	0	10		22:15	3		4		0	0	7	
10:30	9		7		0	0	16		22:30	1		2		0	0	3	
10:45	8	35	10	31	0	0	18	66	22:45	1	6	0	11	0	0	1	17
11:00	15		6		0	0	21		23:00	0		1		0	0	1	
11:15	10		12		0	0	22		23:15	2		1		0	0	3	
11:30	11		16		0	0	27		23:30	1		4		0	0	5	
11:45	12	48	7	41	0	0	19	89	23:45	1	4	3	9	0	0	4	13
TOTALS	221		219					440	TOTALS	365		394					759
SPLIT %	50.2%		49.8%					36.7%	SPLIT %	48.1%		51.9%					63.3%

DAILY TOTALS	NB	SB	EB	WB	Total
	586	613	0	0	1,199

AM Peak Hour	7:45	7:45			7:45	PM Peak Hour	14:15	13:45			14:15
AM Pk Volume	55	54			109	PM Pk Volume	60	70			129
Pk Hr Factor	0.917	0.844			0.940	Pk Hr Factor	0.750	0.875			0.806
7 - 9 Volume	90	80	0	0	170	4 - 6 Volume	80	70	0	0	150
7 - 9 Peak Hour	7:45	7:45			7:45	4 - 6 Peak Hour	16:15	16:00			16:00
7 - 9 Pk Volume	55	54	0	0	109	4 - 6 Pk Volume	50	43	0	0	87
Pk Hr Factor	0.917	0.844	0.000	0.000	0.940	Pk Hr Factor	0.781	0.827	0.000	0.000	0.806

Prepared by NDS/ATD

Project #: CA23_020030_019 **City:** Burbank

Location: S Sparks St Bet. W Oak St & W Alameda Ave **Date:** 1/17/2023

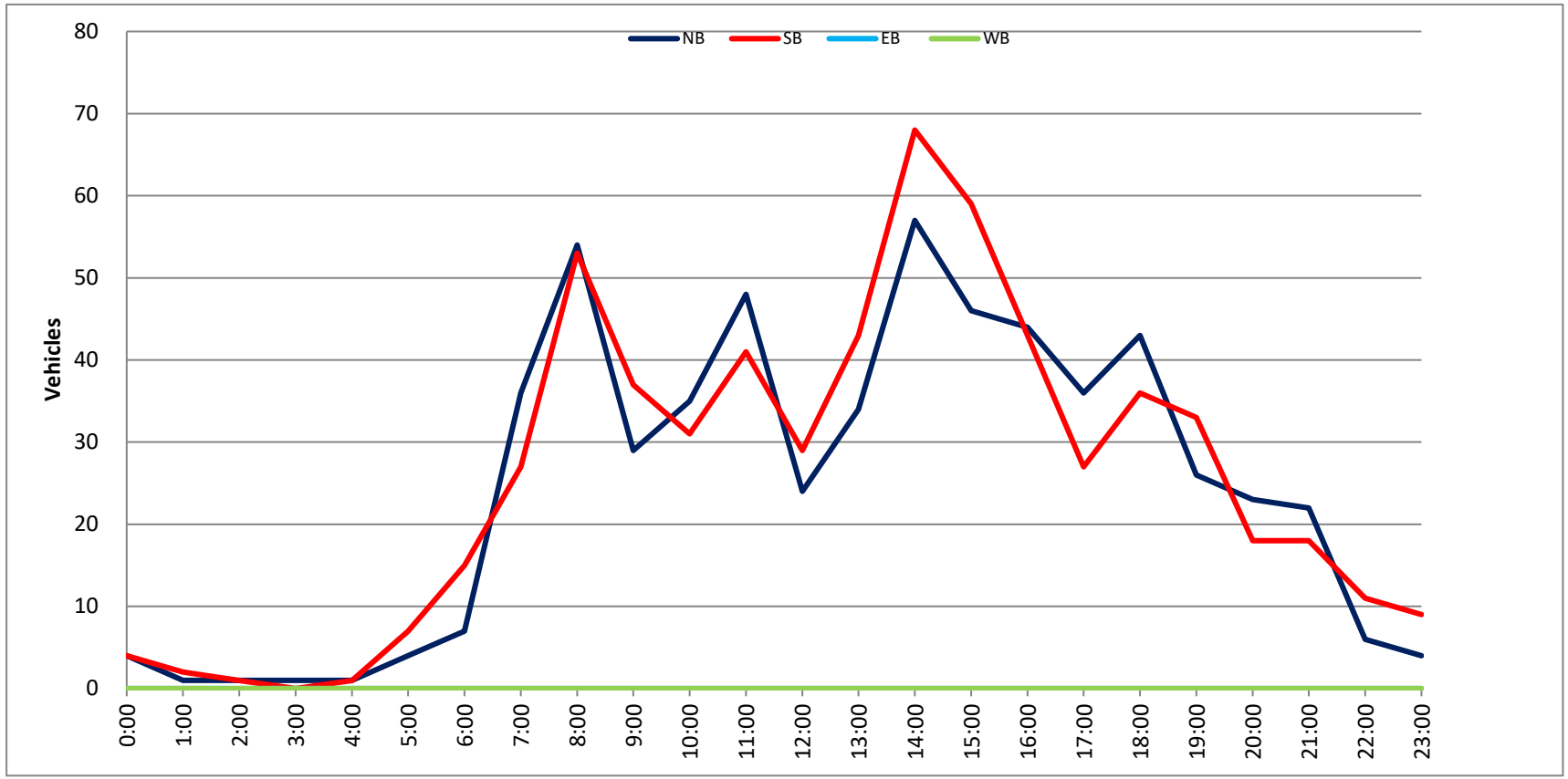

Prepared by National Data & Surveying Services

SPEED

S Sparks St Bet. W Oak St & W Alameda Ave

Day: Wednesday
Date: 1/18/2023

City: Burbank
Project #: CA23_020030_019n

North Bound

Time	< 15	15 - 19	20 - 24	25 - 29	30 - 34	35 - 39	40 - 44	45 - 49	50 - 54	55 - 59	60 - 64	65 - 69	70 +	Total
0:00 AM	0	0	0	0	0	1	0	0	0	0	0	0	0	1
0:15	0	0	1	0	0	0	0	0	0	0	0	0	0	1
0:30	0	0	0	0	0	0	0	0	0	0	0	0	0	0
0:45	0	0	0	1	0	0	0	0	0	0	0	0	0	1
1:00	0	0	0	0	0	0	0	0	0	0	0	0	0	0
1:15	0	0	0	0	0	0	0	0	0	0	0	0	0	0
1:30	0	0	0	1	0	0	0	0	0	0	0	0	0	1
1:45	0	0	0	0	0	0	0	0	0	0	0	0	0	0
2:00	0	0	0	0	0	0	0	0	0	0	0	0	0	0
2:15	0	0	0	0	0	0	0	0	0	0	0	0	0	0
2:30	0	0	0	0	0	0	0	0	0	0	0	0	0	0
2:45	0	0	0	0	0	0	0	0	0	0	0	0	0	0
3:00	0	0	0	0	0	0	1	0	0	0	0	0	0	1
3:15	0	0	0	0	0	0	0	0	0	0	0	0	0	0
3:30	0	0	0	0	0	0	0	0	0	0	0	0	0	0
3:45	0	0	0	0	0	0	0	0	0	0	0	0	0	0
4:00	0	0	0	0	0	0	0	0	0	0	0	0	0	0
4:15	0	0	0	0	0	0	0	0	0	0	0	0	0	0
4:30	0	0	0	0	0	0	0	0	0	0	0	0	0	0
4:45	0	0	0	0	0	0	0	0	0	0	0	0	0	0
5:00	0	0	1	0	0	0	0	0	0	0	0	0	0	1
5:15	0	0	0	0	0	0	0	0	0	0	0	0	0	0
5:30	0	0	0	0	0	0	0	0	0	0	0	0	0	0
5:45	0	0	0	0	1	0	0	0	0	0	0	0	0	1
6:00	0	1	0	2	0	0	0	0	0	0	0	0	0	3
6:15	0	0	0	1	0	0	0	0	0	0	0	0	0	1
6:30	0	0	0	1	0	0	0	0	0	0	0	0	0	1
6:45	0	0	0	1	2	0	0	0	0	0	0	0	0	3
7:00	0	1	1	2	1	0	0	0	0	0	0	0	0	5
7:15	0	0	1	1	2	1	0	0	0	0	0	0	0	5
7:30	0	0	0	2	4	1	0	0	0	0	0	0	0	7
7:45	1	0	4	7	4	0	0	0	0	0	0	0	0	16
8:00	0	0	1	6	2	1	0	1	0	0	0	0	0	11
8:15	0	0	1	1	9	3	0	1	0	0	0	0	0	15
8:30	0	1	0	3	2	0	0	0	0	0	0	0	0	6
8:45	4	0	1	4	2	1	0	0	0	0	0	0	0	12
9:00	0	0	2	4	1	0	0	0	0	0	0	0	0	7
9:15	0	0	1	3	2	1	0	0	0	0	0	0	0	7
9:30	0	0	0	3	4	1	0	0	0	0	0	0	0	8
9:45	0	0	1	2	2	0	0	0	0	0	0	0	0	5
10:00	0	0	0	2	4	0	0	0	0	0	0	0	0	6
10:15	0	1	1	1	3	1	0	0	0	0	0	0	0	7
10:30	0	0	1	3	3	1	0	0	0	0	0	0	0	8
10:45	0	0	0	4	0	1	0	0	0	0	0	0	0	5
11:00	0	2	2	3	1	1	0	0	0	0	0	0	0	9
11:15	0	1	3	6	3	1	1	0	0	0	0	0	0	15
11:30	0	0	2	4	4	1	0	0	0	0	0	0	0	11
11:45	1	0	2	4	2	1	0	0	0	0	0	0	0	10
12:00 PM	1	1	3	3	0	1	0	0	0	0	0	0	0	9
12:15	0	2	2	5	3	0	1	0	0	0	0	0	0	13
12:30	0	0	3	5	1	0	0	0	0	0	0	0	0	9
12:45	1	0	1	7	3	0	1	0	0	0	0	0	0	13
13:00	0	0	3	6	3	2	0	0	0	0	0	0	0	14
13:15	0	1	0	4	0	1	0	0	0	0	0	0	0	6
13:30	2	0	2	2	6	0	0	0	0	0	0	0	0	12
13:45	0	1	2	4	0	1	0	0	0	0	0	0	0	8
14:00	0	0	3	4	4	2	0	0	0	0	0	0	0	13
14:15	0	0	1	5	1	0	1	1	0	0	0	0	0	9
14:30	1	1	1	3	5	1	0	0	0	0	0	0	0	12
14:45	1	0	1	8	2	1	2	0	0	0	0	0	0	15
15:00	2	0	0	4	4	1	0	0	0	0	0	0	0	11
15:15	1	0	6	8	5	1	0	0	0	0	0	0	0	21
15:30	0	1	3	6	1	0	0	0	0	0	0	0	0	11
15:45	0	0	4	6	3	1	0	0	0	0	0	0	0	14
16:00	0	2	5	9	2	0	0	0	0	0	0	0	0	18
16:15	1	1	2	4	2	1	0	1	0	0	0	0	0	12
16:30	0	0	2	3	4	0	0	0	0	0	0	0	0	9
16:45	0	1	2	6	4	1	0	0	0	0	0	0	0	14
17:00	0	0	2	7	2	0	0	0	0	0	0	0	0	11
17:15	0	1	2	8	0	0	1	0	0	0	0	0	0	12
17:30	0	2	1	6	3	1	0	0	0	0	0	0	0	13
17:45	0	1	5	5	3	0	0	0	0	0	0	0	0	14
18:00	0	1	2	3	4	0	0	0	0	0	0	0	0	10
18:15	0	2	5	4	0	2	0	0	0	0	0	0	0	13
18:30	0	0	0	5	1	1	0	0	0	0	0	0	0	7
18:45	0	1	4	2	1	0	0	1	0	0	0	0	0	9
19:00	0	0	2	3	0	0	0	0	0	0	0	0	0	5
19:15	0	0	2	2	2	0	0	0	0	0	0	0	0	6
19:30	0	1	4	1	0	1	0	0	0	0	0	0	0	7
19:45	1	0	4	2	2	0	0	0	0	0	0	0	0	9
20:00	0	0	2	4	0	0	0	0	0	0	0	0	0	6
20:15	0	0	0	3	2	1	0	0	0	0	0	0	0	6
20:30	0	1	1	1	3	0	0	0	0	0	0	0	0	6
20:45	0	0	0	5	1	1	0	0	0	0	0	0	0	7
21:00	0	0	0	0	0	0	0	0	0	0	0	0	0	0
21:15	0	1	0	2	0	1	0	0	0	0	0	0	0	4
21:30	0	0	0	2	0	0	0	0	0	0	0	0	0	2
21:45	0	0	0	0	1	0	0	0	0	0	0	0	0	1
22:00	0	0	0	2	0	0	0	0	0	0	0	0	0	2
22:15	1	0	2	1	0	0	0	0	0	0	0	0	0	4
22:30	0	1	1	0	0	0	0	0	0	0	0	0	0	2
22:45	0	0	1	1	0	0	0	0	0	0	0	0	0	2
23:00	0	0	0	1	1	1	0	0	0	0	0	0	0	3
23:15	0	0	0	0	0	0	0	0	0	0	0	0	0	0
23:30	0	0	0	1	0	0	0	0	0	0	0	0	0	1
23:45	0	0	1	2	0	0	0	0	0	0	0	0	0	3
Totals	18	30	113	247	137	40	8	5						598
% of Totals	3%	5%	19%	41%	23%	7%	1%	1%						100%

AM Volumes	6	7	26	72	58	17	2	2	0	0	0	0	0	190
% AM	1%	1%	4%	12%	10%	3%	0%	0%						32%
AM Peak Hour	8:00	10:15	11:15	7:45	7:30	7:30	2:15	7:30						7:30
Volume	4	3	10	17	19	5	1	2						49
PM Volumes	12	23	87	175	79	23	6	3	0	0	0	0	0	408
% PM	2%	4%	15%	29%	13%	4%	1%	1%						68%
PM Peak Hour	14:30	17:30	15:15	15:15	14:30	13:00	14:00	13:30						15:15
Volume	5	6	18	29	16	4	3	1						64

Directional Peak Periods	AM 7-9			NOON 12-2			PM 4-6			Off Peak Volumes		
All Classes	Volume	⟷	%	Volume	⟷	%	Volume	⟷	%	Volume	⟷	%
	77		13%	84		14%	103		17%	334		56%

Street Name	Direction	Percentiles					
		15th	50th	Average	85th	95th	ADT
S Sparks St	North Bound	22	28	28	34	38	598
S Sparks St	South Bound	22	28	28	33	36	628

Prepared by National Data & Surveying Services

SPEED

S Sparks St Bet. W Oak St & W Alameda Ave

Day: Wednesday
Date: 1/18/2023

City: Burbank
Project #: CA23_020030_019s

South Bound

Time	< 15	15 - 19	20 - 24	25 - 29	30 - 34	35 - 39	40 - 44	45 - 49	50 - 54	55 - 59	60 - 64	65 - 69	70 +	Total
0:00 AM	0	1	1	0	1	0	0	0	0	0	0	0	0	3
0:15	0	1	0	0	2	0	0	0	0	0	0	0	0	3
0:30	0	0	0	0	0	0	0	0	0	0	0	0	0	0
0:45	0	0	0	0	0	0	0	0	0	0	0	0	0	0
1:00	0	0	0	0	0	0	0	0	0	0	0	0	0	0
1:15	0	0	0	0	0	0	0	0	0	0	0	0	0	0
1:30	0	0	0	0	0	0	0	0	0	0	0	0	0	0
1:45	0	0	1	0	0	0	0	0	0	0	0	0	0	1
2:00	0	0	0	1	0	0	0	0	0	0	0	0	0	1
2:15	0	0	0	1	0	0	0	0	0	0	0	0	0	1
2:30	0	0	0	0	0	0	0	0	0	0	0	0	0	0
2:45	0	0	0	0	0	1	0	0	0	0	0	0	0	1
3:00	0	0	0	0	0	0	0	0	0	0	0	0	0	0
3:15	0	0	0	0	0	0	0	0	0	0	0	0	0	0
3:30	0	0	0	0	0	1	0	0	0	0	0	0	0	1
3:45	0	0	0	0	0	0	0	0	0	0	0	0	0	0
4:00	0	0	0	0	0	0	0	0	0	0	0	0	0	0
4:15	0	0	0	0	0	1	0	0	0	0	0	0	0	1
4:30	0	0	0	0	0	0	0	0	0	0	0	0	0	0
4:45	0	0	0	0	0	1	0	0	0	0	0	0	0	1
5:00	0	0	1	0	1	0	0	0	0	0	0	0	0	2
5:15	0	0	0	0	0	0	0	0	0	0	0	0	0	0
5:30	0	0	0	0	0	1	0	0	0	0	0	0	0	1
5:45	0	0	0	1	1	0	0	0	0	0	0	0	0	2
6:00	0	1	0	1	2	0	0	0	0	0	0	0	0	4
6:15	0	0	0	2	2	0	0	0	0	0	0	0	0	4
6:30	0	0	1	3	2	1	0	0	0	0	0	0	0	7
6:45	0	0	0	2	0	0	0	0	0	0	0	0	0	2
7:00	0	0	1	0	0	0	0	0	0	0	0	0	0	1
7:15	0	1	0	3	3	0	0	0	0	0	0	0	0	7
7:30	0	0	2	3	3	1	0	0	0	0	0	0	0	9
7:45	0	0	2	2	2	0	0	0	0	0	0	0	0	6
8:00	0	0	5	5	8	0	0	0	0	0	0	0	0	18
8:15	1	0	1	4	5	0	0	0	0	0	0	0	0	11
8:30	0	3	3	2	6	0	0	0	0	0	0	0	0	14
8:45	0	0	2	3	5	0	0	1	0	0	0	0	0	11
9:00	0	0	0	2	2	0	0	0	0	0	0	0	0	4
9:15	0	0	1	4	3	1	0	0	0	0	0	0	0	9
9:30	0	0	2	2	2	0	0	0	0	0	0	0	0	6
9:45	0	0	1	3	4	0	0	0	0	0	0	0	0	8
10:00	0	0	1	9	3	0	0	0	0	0	0	0	0	13
10:15	0	0	3	7	0	0	0	0	0	0	0	0	0	10
10:30	0	0	2	6	2	1	0	0	0	0	0	0	0	11
10:45	2	0	5	4	6	0	0	0	0	0	0	0	0	17
11:00	0	0	3	2	3	1	0	0	0	0	0	0	0	9
11:15	0	0	2	5	2	0	0	0	0	0	0	0	0	9
11:30	0	1	4	4	3	0	0	0	0	0	0	0	0	12
11:45	0	1	0	3	3	1	0	0	0	0	0	0	0	8
12:00 PM	1	1	1	2	3	1	1	0	0	0	0	0	0	10
12:15	0	1	4	5	2	0	0	0	0	0	0	0	0	12
12:30	0	0	3	3	6	0	0	0	0	0	0	0	0	12
12:45	0	0	1	5	1	2	0	0	0	0	0	0	0	9
13:00	0	0	2	2	4	1	0	0	0	0	0	0	0	9
13:15	0	1	3	6	2	0	0	0	0	0	0	0	0	12
13:30	0	0	2	5	0	2	0	0	0	0	0	0	0	9
13:45	0	0	1	5	3	2	0	0	0	0	0	0	0	11
14:00	0	1	4	6	3	0	0	0	0	0	0	0	0	14
14:15	0	2	3	2	4	1	0	0	0	0	0	0	0	12
14:30	0	1	1	5	5	0	0	0	0	0	0	0	0	12
14:45	0	0	1	2	3	3	0	0	0	0	0	0	0	9
15:00	0	1	3	10	5	1	1	0	0	0	0	0	0	21
15:15	0	2	3	10	3	1	0	0	0	0	0	0	0	19
15:30	0	0	3	6	1	0	0	1	0	0	0	0	0	11
15:45	0	0	1	3	7	0	0	0	0	0	0	0	0	11
16:00	0	1	4	8	0	1	0	0	0	0	0	0	0	14
16:15	0	1	1	7	0	0	0	0	0	0	0	0	0	9
16:30	1	1	1	1	3	1	1	0	0	0	0	0	0	9
16:45	0	0	5	1	6	1	0	0	0	0	0	0	0	13
17:00	2	0	6	3	3	0	0	0	0	0	0	0	0	14
17:15	0	1	3	3	4	0	0	1	0	0	0	0	0	12
17:30	0	3	2	8	2	2	0	0	0	0	0	0	0	17
17:45	0	0	2	5	2	1	0	0	0	0	0	0	0	10
18:00	0	0	1	4	3	0	0	0	0	0	0	0	0	8
18:15	0	0	1	4	2	0	0	0	0	0	0	0	0	7
18:30	0	0	3	0	0	0	0	0	0	0	0	0	0	3
18:45	1	1	2	4	0	0	0	0	0	0	0	0	0	8
19:00	0	0	0	2	2	0	0	0	0	0	0	0	0	4
19:15	0	0	1	3	2	0	0	0	0	0	0	0	0	6
19:30	0	1	1	4	1	0	0	0	0	0	0	0	0	7
19:45	0	1	3	4	1	0	0	0	0	0	0	0	0	9
20:00	0	0	0	3	2	0	0	0	0	0	0	0	0	5
20:15	0	0	1	6	0	0	0	0	0	0	0	0	0	7
20:30	0	1	3	2	1	0	0	0	0	0	0	0	0	7
20:45	0	0	0	1	2	0	0	0	0	0	0	0	0	3
21:00	0	1	1	1	0	1	0	0	0	0	0	0	0	4
21:15	0	0	2	3	1	0	0	0	0	0	0	0	0	6
21:30	0	0	1	2	2	0	0	0	0	0	0	0	0	5
21:45	0	0	0	5	1	0	0	0	0	0	0	0	0	6
22:00	0	0	1	1	0	0	0	0	0	0	0	0	0	2
22:15	0	0	3	1	1	0	0	0	0	0	0	0	0	5
22:30	0	0	1	0	0	0	0	0	0	0	0	0	0	1
22:45	0	0	0	1	0	0	0	0	0	0	0	0	0	1
23:00	0	0	1	0	2	0	0	0	0	0	0	0	0	3
23:15	0	0	0	1	0	0	0	0	0	0	0	0	0	1
23:30	0	1	0	0	0	0	0	0	0	0	0	0	0	1
23:45	0	0	0	0	0	0	0	0	0	0	0	0	0	0
Totals	8	32	130	249	171	32	3	3						628
% of Totals	1%	5%	21%	40%	27%	5%	0%	0%						100%

AM Volumes	3	9	44	84	76	11	0	1	0	0	0	0	0	228
% AM	0%	1%	7%	13%	12%	2%		0%						36%
AM Peak Hour	10:00	11:30	10:45	10:00	8:00	2:45	11:15	8:00						8:00
Volume	2	4	14	26	24	2	1	1						54
PM Volumes	5	23	86	165	95	21	3	2	0	0	0	0	0	400
% PM	1%	4%	14%	26%	15%	3%	0%	0%						64%
PM Peak Hour	16:15	13:45	16:45	15:00	14:15	12:45	12:00	14:45						15:00
Volume	3	4	16	29	17	5	1	1						62

Directional Peak Periods	AM 7-9			NOON 12-2			PM 4-6			Off Peak Volumes		
All Classes	Volume	⟷	%	Volume	⟷	%	Volume	⟷	%	Volume	⟷	%
	77		12%	84		13%	98		16%	369		59%

Street Name	Direction	Percentiles					
		15th	50th	Average	85th	95th	ADT
S Sparks St	North Bound	22	28	28	34	38	598
S Sparks St	South Bound	22	28	28	33	36	628

Prepared by National Data & Surveying Services

SPEED

S Sparks St Bet. W Oak St & W Alameda Ave

Day: Wednesday
Date: 1/18/2023

City: Burbank
Project #: CA23_020030_019

Summary

Time	< 15	15 - 19	20 - 24	25 - 29	30 - 34	35 - 39	40 - 44	45 - 49	50 - 54	55 - 59	60 - 64	65 - 69	70 +	Total
0:00 AM	0	1	1	0	1	1	0	0	0	0	0	0	0	4
0:15	0	1	1	0	2	0	0	0	0	0	0	0	0	4
0:30	0	0	0	0	0	0	0	0	0	0	0	0	0	0
0:45	0	0	0	1	0	0	0	0	0	0	0	0	0	1
1:00	0	0	0	0	0	0	0	0	0	0	0	0	0	0
1:15	0	0	0	0	0	0	0	0	0	0	0	0	0	0
1:30	0	0	0	1	0	0	0	0	0	0	0	0	0	1
1:45	0	0	1	0	0	0	0	0	0	0	0	0	0	1
2:00	0	0	0	1	0	0	0	0	0	0	0	0	0	1
2:15	0	0	0	1	0	0	0	0	0	0	0	0	0	1
2:30	0	0	0	0	0	0	0	0	0	0	0	0	0	0
2:45	0	0	0	0	0	1	0	0	0	0	0	0	0	1
3:00	0	0	0	0	0	0	1	0	0	0	0	0	0	1
3:15	0	0	0	0	0	0	0	0	0	0	0	0	0	0
3:30	0	0	0	0	0	1	0	0	0	0	0	0	0	1
3:45	0	0	0	0	0	0	0	0	0	0	0	0	0	0
4:00	0	0	0	0	0	0	0	0	0	0	0	0	0	0
4:15	0	0	0	0	0	1	0	0	0	0	0	0	0	1
4:30	0	0	0	0	0	0	0	0	0	0	0	0	0	0
4:45	0	0	0	0	0	1	0	0	0	0	0	0	0	1
5:00	0	0	2	0	1	0	0	0	0	0	0	0	0	3
5:15	0	0	0	0	0	0	0	0	0	0	0	0	0	0
5:30	0	0	0	0	0	1	0	0	0	0	0	0	0	1
5:45	0	0	0	1	2	0	0	0	0	0	0	0	0	3
6:00	0	2	0	3	2	0	0	0	0	0	0	0	0	7
6:15	0	0	0	3	2	0	0	0	0	0	0	0	0	5
6:30	0	0	1	4	2	1	0	0	0	0	0	0	0	8
6:45	0	0	0	3	2	0	0	0	0	0	0	0	0	5
7:00	0	1	2	2	1	0	0	0	0	0	0	0	0	6
7:15	0	1	1	4	5	1	0	0	0	0	0	0	0	12
7:30	0	0	2	5	7	2	0	0	0	0	0	0	0	16
7:45	1	0	6	9	6	0	0	0	0	0	0	0	0	22
8:00	0	0	6	11	10	1	0	1	0	0	0	0	0	29
8:15	1	0	2	5	14	3	0	1	0	0	0	0	0	26
8:30	0	4	3	5	8	0	0	0	0	0	0	0	0	20
8:45	4	0	3	7	7	1	0	1	0	0	0	0	0	23
9:00	0	0	2	6	3	0	0	0	0	0	0	0	0	11
9:15	0	0	2	7	5	2	0	0	0	0	0	0	0	16
9:30	0	0	2	5	6	1	0	0	0	0	0	0	0	14
9:45	0	0	2	5	6	0	0	0	0	0	0	0	0	13
10:00	0	0	1	11	7	0	0	0	0	0	0	0	0	19
10:15	0	1	4	8	3	1	0	0	0	0	0	0	0	17
10:30	0	0	3	9	5	2	0	0	0	0	0	0	0	19
10:45	2	0	5	8	6	1	0	0	0	0	0	0	0	22
11:00	0	2	5	5	4	2	0	0	0	0	0	0	0	18
11:15	0	1	5	11	5	1	1	0	0	0	0	0	0	24
11:30	0	1	6	8	7	1	0	0	0	0	0	0	0	23
11:45	1	1	2	7	5	2	0	0	0	0	0	0	0	18
12:00 PM	2	2	4	5	3	2	1	0	0	0	0	0	0	19
12:15	0	3	6	10	5	0	1	0	0	0	0	0	0	25
12:30	0	0	6	8	7	0	0	0	0	0	0	0	0	21
12:45	1	0	2	12	4	2	1	0	0	0	0	0	0	22
13:00	0	0	5	8	7	3	0	0	0	0	0	0	0	23
13:15	0	2	3	10	2	1	0	0	0	0	0	0	0	18
13:30	2	0	4	7	6	2	0	0	0	0	0	0	0	21
13:45	0	1	3	9	3	3	0	0	0	0	0	0	0	19
14:00	0	1	7	10	7	2	0	0	0	0	0	0	0	27
14:15	0	2	4	7	5	1	1	1	0	0	0	0	0	21
14:30	1	2	2	8	10	1	0	0	0	0	0	0	0	24
14:45	1	0	2	10	5	4	2	0	0	0	0	0	0	24
15:00	2	1	3	14	9	2	1	0	0	0	0	0	0	32
15:15	1	2	9	18	8	2	0	0	0	0	0	0	0	40
15:30	0	1	6	12	2	0	0	1	0	0	0	0	0	22
15:45	0	0	5	9	10	1	0	0	0	0	0	0	0	25
16:00	0	3	9	17	2	1	0	0	0	0	0	0	0	32
16:15	1	2	3	11	2	1	0	1	0	0	0	0	0	21
16:30	1	1	3	4	7	1	1	0	0	0	0	0	0	18
16:45	0	1	7	7	10	2	0	0	0	0	0	0	0	27
17:00	2	0	8	10	5	0	0	0	0	0	0	0	0	25
17:15	0	2	5	11	4	0	1	1	0	0	0	0	0	24
17:30	0	5	3	14	5	3	0	0	0	0	0	0	0	30
17:45	0	1	7	10	5	1	0	0	0	0	0	0	0	24
18:00	0	1	3	7	7	0	0	0	0	0	0	0	0	18
18:15	0	2	6	8	2	2	0	0	0	0	0	0	0	20
18:30	0	0	3	5	1	1	0	0	0	0	0	0	0	10
18:45	1	2	6	6	1	0	0	1	0	0	0	0	0	17
19:00	0	0	2	5	2	0	0	0	0	0	0	0	0	9
19:15	0	0	3	5	4	0	0	0	0	0	0	0	0	12
19:30	0	2	5	5	1	1	0	0	0	0	0	0	0	14
19:45	1	1	7	6	3	0	0	0	0	0	0	0	0	18
20:00	0	0	2	7	2	0	0	0	0	0	0	0	0	11
20:15	0	0	1	9	2	1	0	0	0	0	0	0	0	13
20:30	0	2	4	3	4	0	0	0	0	0	0	0	0	13
20:45	0	0	0	6	3	1	0	0	0	0	0	0	0	10
21:00	0	1	1	1	0	1	0	0	0	0	0	0	0	4
21:15	0	1	2	5	1	1	0	0	0	0	0	0	0	10
21:30	0	0	1	4	2	0	0	0	0	0	0	0	0	7
21:45	0	0	0	5	2	0	0	0	0	0	0	0	0	7
22:00	0	0	1	3	0	0	0	0	0	0	0	0	0	4
22:15	1	0	5	2	1	0	0	0	0	0	0	0	0	9
22:30	0	1	2	0	0	0	0	0	0	0	0	0	0	3
22:45	0	0	1	2	0	0	0	0	0	0	0	0	0	3
23:00	0	0	1	1	3	1	0	0	0	0	0	0	0	6
23:15	0	0	0	1	0	0	0	0	0	0	0	0	0	1
23:30	0	1	0	1	0	0	0	0	0	0	0	0	0	2
23:45	0	0	1	2	0	0	0	0	0	0	0	0	0	3
Totals	26	62	243	496	308	72	11	8						1225
% of Totals	2%	5%	20%	40%	25%	6%	1%	1%						100%

AM Volumes	9	16	70	156	134	28	2	3	0	0	0	0	0	418
% AM	1%	1%	6%	13%	11%	2%	0%	0%						34%
AM Peak Hour	8:00	11:30	10:45	10:00	8:00	7:30	11:15	8:00						8:00
Volume	5	7	21	36	39	6	2	3						98
PM Volumes	17	46	173	340	174	44	9	5	0	0	0	0	0	808
% PM	1%	4%	14%	28%	14%	4%	1%	0%						66%
PM Peak Hour	14:30	17:15	15:15	15:15	14:30	13:00	14:15	15:30						14:30
Volume	5	9	29	56	32	9	4	2						120

Directional Peak Periods	AM 7-9			NOON 12-2			PM 4-6			Off Peak Volumes		
All Classes	Volume	↔	%	Volume	↔	%	Volume	↔	%	Volume	↔	%
	154	↔	13%	168	↔	14%	201	↔	16%	703	↔	57%

Street Name	Direction	Percentiles					
		15th	50th	Average	85th	95th	ADT
S Sparks St	Summary	22	28	28	33	37	1226

Prepared by National Data & Surveying Services

SPEED

S Sparks St Bet. W Oak St & W Alameda Ave

Day: Wednesday
Date: 1/18/2023

City: Burbank
Project #: CA23_020030_019n

North Bound

Time	< 15	15 - 19	20 - 24	25 - 29	30 - 34	35 - 39	40 - 44	45 - 49	50 - 54	55 - 59	60 - 64	65 - 69	70 +	Total
0:00 AM	0	0	1	1	0	1	0	0	0	0	0	0	0	3
1:00	0	0	0	1	0	0	0	0	0	0	0	0	0	1
2:00	0	0	0	0	0	0	0	0	0	0	0	0	0	0
3:00	0	0	0	0	0	0	1	0	0	0	0	0	0	1
4:00	0	0	0	0	0	0	0	0	0	0	0	0	0	0
5:00	0	0	1	0	1	0	0	0	0	0	0	0	0	2
6:00	0	1	0	5	2	0	0	0	0	0	0	0	0	8
7:00	1	1	6	12	11	2	0	0	0	0	0	0	0	33
8:00	4	1	3	14	15	5	0	2	0	0	0	0	0	44
9:00	0	0	4	12	9	2	0	0	0	0	0	0	0	27
10:00	0	1	2	10	10	3	0	0	0	0	0	0	0	26
11:00	1	3	9	17	10	4	1	0	0	0	0	0	0	45
12:00 PM	2	3	9	20	7	1	2	0	0	0	0	0	0	44
13:00	2	2	7	16	9	4	0	0	0	0	0	0	0	40
14:00	2	1	6	20	12	4	3	1	0	0	0	0	0	49
15:00	3	1	13	24	13	3	0	0	0	0	0	0	0	57
16:00	1	4	11	22	12	2	0	1	0	0	0	0	0	53
17:00	0	4	10	26	8	1	1	0	0	0	0	0	0	50
18:00	0	4	11	14	6	3	0	1	0	0	0	0	0	39
19:00	1	1	12	8	4	1	0	0	0	0	0	0	0	27
20:00	0	1	3	13	6	2	0	0	0	0	0	0	0	25
21:00	0	1	0	4	1	1	0	0	0	0	0	0	0	7
22:00	1	1	4	4	0	0	0	0	0	0	0	0	0	10
23:00	0	0	1	4	1	1	0	0	0	0	0	0	0	7
Totals	18	30	113	247	137	40	8	5						598
% of Totals	3%	5%	19%	41%	23%	7%	1%	1%						100%

AM Volumes	6	7	26	72	58	17	2	2	0	0	0	0	0	190
% AM	1%	1%	4%	12%	10%	3%	0%	0%						32%
AM Peak Hour	8:00	11:00	11:00	11:00	8:00	8:00	3:00	8:00						11:00
Volume	4	3	9	17	15	5	1	2						45
PM Volumes	12	23	87	175	79	23	6	3	0	0	0	0	0	408
% PM	2%	4%	15%	29%	13%	4%	1%	1%						68%
PM Peak Hour	15:00	16:00	15:00	17:00	15:00	13:00	14:00	14:00						15:00
Volume	3	4	13	26	13	4	3	1						57

Directional Peak Periods	AM 7-9			NOON 12-2			PM 4-6			Off Peak Volumes		
All Speeds	Volume		%	Volume		%	Volume		%	Volume		%
	77	↔	13%	84	↔	14%	103	↔	17%	334	↔	56%

Street Name	Direction	Percentiles					
		15th	50th	Average	85th	95th	ADT
S Sparks St	North Bound	22	28	28	34	38	598
S Sparks St	South Bound	22	28	28	33	36	628

Prepared by National Data & Surveying Services

SPEED

S Sparks St Bet. W Oak St & W Alameda Ave

Day: Wednesday
Date: 1/18/2023

City: Burbank
Project #: CA23_020030_019s

South Bound

Time	< 15	15 - 19	20 - 24	25 - 29	30 - 34	35 - 39	40 - 44	45 - 49	50 - 54	55 - 59	60 - 64	65 - 69	70 +	Total
0:00 AM	0	2	1	0	3	0	0	0	0	0	0	0	0	6
1:00	0	0	1	0	0	0	0	0	0	0	0	0	0	1
2:00	0	0	0	2	0	1	0	0	0	0	0	0	0	3
3:00	0	0	0	0	0	1	0	0	0	0	0	0	0	1
4:00	0	0	0	0	0	2	0	0	0	0	0	0	0	2
5:00	0	0	1	1	2	1	0	0	0	0	0	0	0	5
6:00	0	1	1	8	6	1	0	0	0	0	0	0	0	17
7:00	0	1	5	8	8	1	0	0	0	0	0	0	0	23
8:00	1	3	11	14	24	0	0	1	0	0	0	0	0	54
9:00	0	0	4	11	11	1	0	0	0	0	0	0	0	27
10:00	2	0	11	26	11	1	0	0	0	0	0	0	0	51
11:00	0	2	9	14	11	2	0	0	0	0	0	0	0	38
12:00 PM	1	2	9	15	12	3	1	0	0	0	0	0	0	43
13:00	0	1	8	18	9	5	0	0	0	0	0	0	0	41
14:00	0	4	9	15	15	4	0	0	0	0	0	0	0	47
15:00	0	3	10	29	16	2	1	1	0	0	0	0	0	62
16:00	1	3	11	17	9	3	1	0	0	0	0	0	0	45
17:00	2	4	13	19	11	3	0	1	0	0	0	0	0	53
18:00	1	1	7	12	5	0	0	0	0	0	0	0	0	26
19:00	0	2	5	13	6	0	0	0	0	0	0	0	0	26
20:00	0	1	4	12	5	0	0	0	0	0	0	0	0	22
21:00	0	1	4	11	4	1	0	0	0	0	0	0	0	21
22:00	0	0	5	3	1	0	0	0	0	0	0	0	0	9
23:00	0	1	1	1	2	0	0	0	0	0	0	0	0	5
Totals	8	32	130	249	171	32	3	3						628
% of Totals	1%	5%	21%	40%	27%	5%	0%	0%						100%

AM Volumes	3	9	44	84	76	11	0	1	0	0	0	0	0	228
% AM	0%	1%	7%	13%	12%	2%		0%						36%
AM Peak Hour	10:00	8:00	8:00	10:00	8:00	4:00		8:00						8:00
Volume	2	3	11	26	24	2		1						54
PM Volumes	5	23	86	165	95	21	3	2	0	0	0	0	0	400
% PM	1%	4%	14%	26%	15%	3%	0%	0%						64%
PM Peak Hour	17:00	14:00	17:00	15:00	15:00	13:00	12:00	15:00						15:00
Volume	2	4	13	29	16	5	1	1						62

Directional Peak Periods	AM 7-9			NOON 12-2			PM 4-6			Off Peak Volumes		
All Speeds	Volume		%	Volume		%	Volume		%	Volume		%
	77	↔	12%	84	↔	13%	98	↔	16%	369	↔	59%

Street Name	Direction	Percentiles					
		15th	50th	Average	85th	95th	ADT
S Sparks St	North Bound	22	28	28	34	38	598
S Sparks St	South Bound	22	28	28	33	36	628

Prepared by National Data & Surveying Services

SPEED

S Sparks St Bet. W Oak St & W Alameda Ave

Day: Wednesday
Date: 1/18/2023

City: Burbank
Project #: CA23_020030_019

Summary

Time	< 15	15 - 19	20 - 24	25 - 29	30 - 34	35 - 39	40 - 44	45 - 49	50 - 54	55 - 59	60 - 64	65 - 69	70 +	Total
0:00 AM	0	2	2	1	3	1	0	0	0	0	0	0	0	9
1:00	0	0	1	1	0	0	0	0	0	0	0	0	0	2
2:00	0	0	0	2	0	1	0	0	0	0	0	0	0	3
3:00	0	0	0	0	0	1	1	0	0	0	0	0	0	2
4:00	0	0	0	0	0	2	0	0	0	0	0	0	0	2
5:00	0	0	2	1	3	1	0	0	0	0	0	0	0	7
6:00	0	2	1	13	8	1	0	0	0	0	0	0	0	25
7:00	1	2	11	20	19	3	0	0	0	0	0	0	0	56
8:00	5	4	14	28	39	5	0	3	0	0	0	0	0	98
9:00	0	0	8	23	20	3	0	0	0	0	0	0	0	54
10:00	2	1	13	36	21	4	0	0	0	0	0	0	0	77
11:00	1	5	18	31	21	6	1	0	0	0	0	0	0	83
12:00 PM	3	5	18	35	19	4	3	0	0	0	0	0	0	87
13:00	2	3	15	34	18	9	0	0	0	0	0	0	0	81
14:00	2	5	15	35	27	8	3	1	0	0	0	0	0	96
15:00	3	4	23	53	29	5	1	1	0	0	0	0	0	119
16:00	2	7	22	39	21	5	1	1	0	0	0	0	0	98
17:00	2	8	23	45	19	4	1	1	0	0	0	0	0	103
18:00	1	5	18	26	11	3	0	1	0	0	0	0	0	65
19:00	1	3	17	21	10	1	0	0	0	0	0	0	0	53
20:00	0	2	7	25	11	2	0	0	0	0	0	0	0	47
21:00	0	2	4	15	5	2	0	0	0	0	0	0	0	28
22:00	1	1	9	7	1	0	0	0	0	0	0	0	0	19
23:00	0	1	2	5	3	1	0	0	0	0	0	0	0	12
Totals	26	62	243	496	308	72	11	8						1226
% of Totals	2%	5%	20%	40%	25%	6%	1%	1%						100%

AM Volumes	9	16	70	156	134	28	2	3	0	0	0	0	0	418
% AM	1%	1%	6%	13%	11%	2%	0%	0%						34%
AM Peak Hour	8:00	11:00	11:00	10:00	8:00	11:00	3:00	8:00						8:00
Volume	5	5	18	36	39	6	1	3						98
PM Volumes	17	46	173	340	174	44	9	5	0	0	0	0	0	808
% PM	1%	4%	14%	28%	14%	4%	1%	0%						66%
PM Peak Hour	12:00	17:00	15:00	15:00	15:00	13:00	12:00	14:00						15:00
Volume	3	8	23	53	29	9	3	1						119

Directional Peak Periods	AM 7-9			NOON 12-2			PM 4-6			Off Peak Volumes		
All Speeds	Volume		%	Volume		%	Volume		%	Volume		%
	154	↔	13%	168	↔	14%	201	↔	16%	703	↔	57%

Street Name	Direction	Percentiles					
		15th	50th	Average	85th	95th	ADT
S Sparks St	Summary	22	28	28	33	37	1226

Prepared by NDS/ATD

Prepared by National Data & Surveying Services

VOLUME

S Sparks St Bet. W Oak St & W Alameda Ave

Day: Wednesday
Date: 1/18/2023

City: Burbank
Project #: CA23_020030_019

DAILY TOTALS	NB	SB	EB	WB	Total
	598	628	0	0	1,226

AM Period	NB		SB		EB	WB	TOTAL		PM Period	NB		SB		EB	WB	TOTAL	
0:00	1		3		0	0	4		12:00	9		10		0	0	19	
0:15	1		3		0	0	4		12:15	13		12		0	0	25	
0:30	0		0		0	0			12:30	9		12		0	0	21	
0:45	1	3	0	6	0	0	1	9	12:45	13	44	9	43	0	0	22	87
1:00	0		0		0	0			13:00	14		9		0	0	23	
1:15	0		0		0	0			13:15	6		12		0	0	18	
1:30	1		0		0	0	1		13:30	12		9		0	0	21	
1:45	0	1	1	1	0	0	1	2	13:45	8	40	11	41	0	0	19	81
2:00	0		1		0	0	1		14:00	13		14		0	0	27	
2:15	0		1		0	0	1		14:15	9		12		0	0	21	
2:30	0		0		0	0			14:30	12		12		0	0	24	
2:45	0		1	3	0	0	1	3	14:45	15	49	9	47	0	0	24	96
3:00	1		0		0	0	1		15:00	11		21		0	0	32	
3:15	0		0		0	0			15:15	21		19		0	0	40	
3:30	0		1		0	0	1		15:30	11		11		0	0	22	
3:45	0	1	0	1	0	0		2	15:45	14	57	11	62	0	0	25	119
4:00	0		0		0	0			16:00	18		14		0	0	32	
4:15	0		1		0	0	1		16:15	12		9		0	0	21	
4:30	0		0		0	0			16:30	9		9		0	0	18	
4:45	0		1	2	0	0	1	2	16:45	14	53	13	45	0	0	27	98
5:00	1		2		0	0	3		17:00	11		14		0	0	25	
5:15	0		0		0	0			17:15	12		12		0	0	24	
5:30	0		1		0	0	1		17:30	13		17		0	0	30	
5:45	1	2	2	5	0	0	3	7	17:45	14	50	10	53	0	0	24	103
6:00	3		4		0	0	7		18:00	10		8		0	0	18	
6:15	1		4		0	0	5		18:15	13		7		0	0	20	
6:30	1		7		0	0	8		18:30	7		3		0	0	10	
6:45	3	8	2	17	0	0	5	25	18:45	9	39	8	26	0	0	17	65
7:00	5		1		0	0	6		19:00	5		4		0	0	9	
7:15	5		7		0	0	12		19:15	6		6		0	0	12	
7:30	7		9		0	0	16		19:30	7		7		0	0	14	
7:45	16	33	6	23	0	0	22	56	19:45	9	27	9	26	0	0	18	53
8:00	11		18		0	0	29		20:00	6		5		0	0	11	
8:15	15		11		0	0	26		20:15	6		7		0	0	13	
8:30	6		14		0	0	20		20:30	6		7		0	0	13	
8:45	12	44	11	54	0	0	23	98	20:45	7	25	3	22	0	0	10	47
9:00	7		4		0	0	11		21:00	0		4		0	0	4	
9:15	7		9		0	0	16		21:15	4		6		0	0	10	
9:30	8		6		0	0	14		21:30	2		5		0	0	7	
9:45	5	27	8	27	0	0	13	54	21:45	1	7	6	21	0	0	7	28
10:00	6		13		0	0	19		22:00	2		2		0	0	4	
10:15	7		10		0	0	17		22:15	4		5		0	0	9	
10:30	8		11		0	0	19		22:30	2		1		0	0	3	
10:45	5	26	17	51	0	0	22	77	22:45	2	10	1	9	0	0	3	19
11:00	9		9		0	0	18		23:00	3		3		0	0	6	
11:15	15		9		0	0	24		23:15	0		1		0	0	1	
11:30	11		12		0	0	23		23:30	1		1		0	0	2	
11:45	10	45	8	38	0	0	18	83	23:45	3	7	0	5	0	0	3	12
TOTALS		190		228				418	TOTALS		408		400				808
SPLIT %		45.5%		54.5%				34.1%	SPLIT %		50.5%		49.5%				65.9%

DAILY TOTALS	NB	SB	EB	WB	Total
	598	628	0	0	1,226

AM Peak Hour	7:30	8:00			8:00	PM Peak Hour	15:15	15:00			14:30
AM Pk Volume	49	54			98	PM Pk Volume	64	62			120
Pk Hr Factor	0.766	0.750			0.845	Pk Hr Factor	0.762	0.738			0.750
7 - 9 Volume	77	77	0	0	154	4 - 6 Volume	103	98	0	0	201
7 - 9 Peak Hour	7:30	8:00			8:00	4 - 6 Peak Hour	16:00	16:45			16:45
7 - 9 Pk Volume	49	54	0	0	98	4 - 6 Pk Volume	53	56	0	0	106
Pk Hr Factor	0.766	0.750	0.000	0.000	0.845	Pk Hr Factor	0.736	0.824	0.000	0.000	0.883

Prepared by NDS/ATD

Project #: CA23_020030_019 **City:** Burbank

Location: S Sparks St Bet. W Oak St & W Alameda Ave **Date:** 1/18/2023

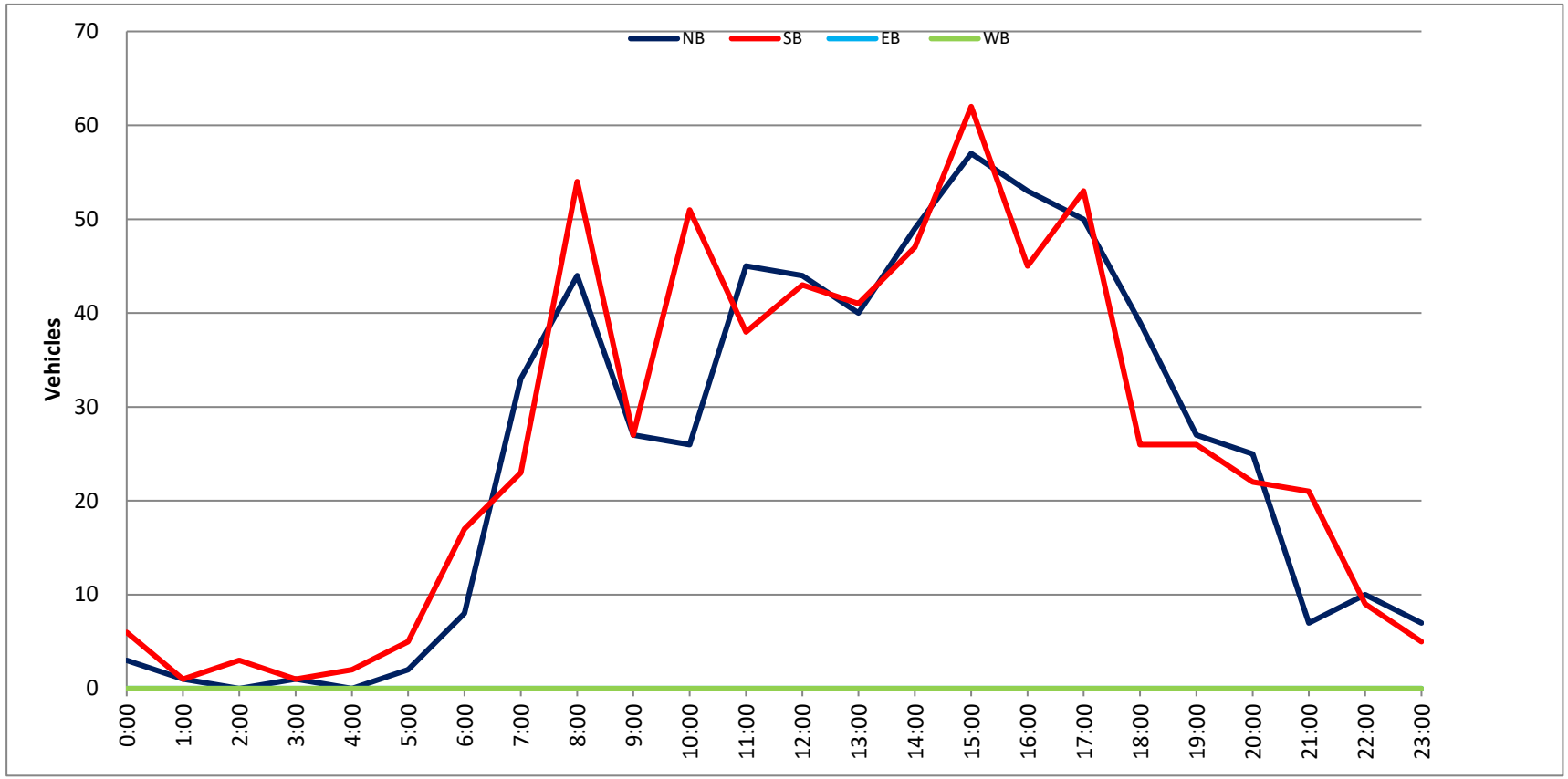

Prepared by National Data & Surveying Services

SPEED

S Sparks St Bet. W Oak St & W Alameda Ave

Day: Thursday
Date: 1/19/2023

City: Burbank
Project #: CA23_020030_019n

North Bound

Time	< 15	15 - 19	20 - 24	25 - 29	30 - 34	35 - 39	40 - 44	45 - 49	50 - 54	55 - 59	60 - 64	65 - 69	70 +	Total
0:00 AM	0	0	0	0	0	0	0	0	0	0	0	0	0	0
0:15	0	0	1	0	1	0	0	0	0	0	0	0	0	2
0:30	0	0	0	0	0	0	0	0	0	0	0	0	0	0
0:45	0	0	0	0	0	0	0	0	0	0	0	0	0	0
1:00	0	0	0	0	0	0	0	0	0	0	0	0	0	0
1:15	0	0	0	0	0	0	0	0	0	0	0	0	0	0
1:30	0	0	0	0	0	0	0	0	0	0	0	0	0	0
1:45	0	0	0	0	0	0	0	0	0	0	0	0	0	0
2:00	0	0	0	0	0	0	0	0	0	0	0	0	0	0
2:15	0	0	0	0	0	0	0	0	0	0	0	0	0	0
2:30	0	0	0	1	0	0	0	0	0	0	0	0	0	1
2:45	0	0	0	0	1	0	0	0	0	0	0	0	0	1
3:00	0	0	0	0	0	0	0	0	0	0	0	0	0	0
3:15	0	0	0	1	0	0	0	0	0	0	0	0	0	1
3:30	0	0	0	0	0	0	0	0	0	0	0	0	0	0
3:45	0	0	0	0	0	0	0	0	0	0	0	0	0	0
4:00	0	0	0	0	0	0	0	0	0	0	0	0	0	0
4:15	0	0	0	0	0	0	0	0	0	0	0	0	0	0
4:30	0	0	0	0	0	0	0	0	0	0	0	0	0	0
4:45	0	0	0	0	0	0	0	0	0	0	0	0	0	0
5:00	0	0	0	0	0	0	0	0	0	0	0	0	0	0
5:15	0	0	0	0	0	0	0	0	0	0	0	0	0	0
5:30	0	1	0	1	0	0	0	0	0	0	0	0	0	2
5:45	0	0	0	0	0	0	0	0	0	0	0	0	0	0
6:00	0	0	1	1	2	0	0	0	0	0	0	0	0	4
6:15	0	0	0	0	0	0	0	0	0	0	0	0	0	0
6:30	0	0	1	0	0	0	0	0	0	0	0	0	0	1
6:45	0	0	0	2	1	0	0	0	0	0	0	0	0	3
7:00	0	0	1	2	1	0	0	0	0	0	0	0	0	4
7:15	0	1	0	1	7	0	0	0	0	0	0	0	0	9
7:30	0	0	2	4	2	0	0	0	0	0	0	0	0	8
7:45	0	2	3	4	2	0	0	0	0	0	0	0	0	11
8:00	0	0	3	5	5	0	0	0	0	0	0	0	0	13
8:15	0	0	1	7	4	1	1	0	0	0	0	0	0	14
8:30	0	0	2	5	3	0	0	0	0	0	0	0	0	10
8:45	0	1	1	5	2	0	0	0	0	0	0	0	0	9
9:00	0	1	2	9	4	0	0	0	0	0	0	0	0	16
9:15	0	0	0	2	1	0	1	0	0	0	0	0	0	4
9:30	0	1	2	2	3	0	0	0	0	0	0	0	0	8
9:45	1	2	1	4	1	0	0	0	0	0	0	0	0	9
10:00	0	0	1	1	2	1	0	0	0	0	0	0	0	5
10:15	1	0	0	2	2	0	0	0	0	0	0	0	0	5
10:30	0	0	2	2	2	0	0	0	0	0	0	0	0	6
10:45	1	0	5	3	0	0	0	0	0	0	0	0	0	9
11:00	0	0	1	3	2	0	0	0	0	0	0	0	0	6
11:15	0	0	0	2	3	1	1	0	0	0	0	0	0	7
11:30	0	0	7	2	3	2	0	0	0	0	0	0	0	14
11:45	0	1	6	3	1	0	0	0	0	0	0	0	0	11
12:00 PM	1	0	2	4	0	0	1	0	0	0	0	0	0	8
12:15	0	1	0	3	3	1	0	0	0	0	0	0	0	8
12:30	0	2	1	2	3	0	2	0	0	0	0	0	0	10
12:45	0	0	3	3	3	0	0	0	0	0	0	0	0	9
13:00	1	2	4	1	1	0	0	0	0	0	0	0	0	9
13:15	0	0	2	4	1	1	1	0	0	0	0	0	0	9
13:30	0	0	2	4	0	0	0	0	0	0	0	0	0	6
13:45	3	0	6	2	3	0	0	0	0	0	0	0	0	14
14:00	0	1	3	1	0	0	0	0	0	0	0	0	0	5
14:15	0	1	3	2	2	0	0	0	0	0	0	0	0	8
14:30	0	1	1	2	4	3	1	0	0	0	0	0	0	12
14:45	1	1	3	5	3	1	0	0	0	0	0	0	0	14
15:00	0	0	2	6	4	0	0	0	0	0	0	0	0	12
15:15	1	0	6	5	5	0	0	0	0	0	0	0	0	17
15:30	0	1	7	7	5	0	1	0	0	0	0	0	0	21
15:45	0	0	0	1	6	1	0	0	0	0	0	0	0	8
16:00	1	1	3	5	3	1	0	0	0	0	0	0	0	14
16:15	0	0	1	5	1	2	1	0	0	0	0	0	0	10
16:30	1	1	2	6	3	1	0	0	0	0	0	0	0	14
16:45	0	0	2	6	5	0	0	0	0	0	0	0	0	13
17:00	0	0	4	4	4	2	0	0	0	0	0	0	0	14
17:15	1	1	5	6	3	1	0	0	0	0	0	0	0	17
17:30	1	1	4	2	2	0	0	0	0	0	0	0	0	10
17:45	2	1	1	4	0	0	0	0	0	0	0	0	0	8
18:00	0	0	3	3	7	0	0	0	0	0	0	0	0	13
18:15	0	2	6	7	1	0	0	0	0	0	0	0	0	16
18:30	0	1	0	5	2	0	0	0	0	0	0	0	0	8
18:45	2	0	3	4	1	0	0	0	0	0	0	0	0	10
19:00	0	0	2	3	0	0	0	0	0	0	0	0	0	5
19:15	0	1	2	3	1	1	0	0	0	0	0	0	0	8
19:30	0	0	2	7	1	0	0	0	0	0	0	0	0	10
19:45	0	0	0	0	1	0	0	0	0	0	0	0	0	1
20:00	0	0	2	9	1	0	0	0	0	0	0	0	0	12
20:15	0	0	1	1	1	0	0	0	0	0	0	0	0	3
20:30	0	1	1	1	0	0	0	0	0	0	0	0	0	3
20:45	0	1	0	3	1	0	0	0	0	0	0	0	0	5
21:00	0	0	2	2	2	0	0	0	0	0	0	0	0	6
21:15	0	1	2	1	1	1	0	0	0	0	0	0	0	6
21:30	0	0	0	0	1	0	0	0	0	0	0	0	0	1
21:45	0	0	1	2	1	0	1	0	0	0	0	0	0	5
22:00	0	0	1	2	1	0	0	0	0	0	0	0	0	4
22:15	0	1	0	0	0	0	0	0	0	0	0	0	0	1
22:30	0	0	0	0	0	0	0	0	0	0	0	0	0	0
22:45	0	0	0	2	2	0	0	0	0	0	0	0	0	4
23:00	0	0	0	0	2	0	0	0	0	0	0	0	0	2
23:15	0	1	0	1	0	1	0	0	0	0	0	0	0	3
23:30	0	0	1	0	0	0	0	0	0	0	0	0	0	1
23:45	0	0	1	1	0	0	0	0	0	0	0	0	0	2
Totals	18	34	140	221	146	22	11							592
% of Totals	3%	6%	24%	37%	25%	4%	2%							100%

AM Volumes	3	10	43	74	55	5	3	0	0	0	0	0	0	193
% AM	1%	2%	7%	13%	9%	1%	1%							33%
AM Peak Hour	9:30	9:00	11:15	8:15	7:15	10:45	11:45							8:15
Volume	2	4	15	26	16	3	3							49
PM Volumes	15	24	97	147	91	17	8	0	0	0	0	0	0	399
% PM	3%	4%	16%	25%	15%	3%	1%							67%
PM Peak Hour	13:00	12:15	14:45	14:45	15:00	15:45	12:00							14:45
Volume	4	5	18	23	20	5	3							64

Directional Peak Periods	AM 7-9			NOON 12-2			PM 4-6			Off Peak Volumes		
All Classes	Volume	⟷	%	Volume	⟷	%	Volume	⟷	%	Volume	⟷	%
	78	⟷	13%	73	⟷	12%	100	⟷	17%	341	⟷	58%

Street Name	Direction	Percentiles					
		15th	50th	Average	85th	95th	ADT
S Sparks St	North Bound	21	27	27	33	36	592
S Sparks St	South Bound	22	28	28	34	37	551

Prepared by National Data & Surveying Services

SPEED

S Sparks St Bet. W Oak St & W Alameda Ave

Day: Thursday
Date: 1/19/2023

City: Burbank
Project #: CA23_020030_019s

South Bound

Time	< 15	15 - 19	20 - 24	25 - 29	30 - 34	35 - 39	40 - 44	45 - 49	50 - 54	55 - 59	60 - 64	65 - 69	70 +	Total
0:00 AM	0	1	1	0	0	0	0	0	0	0	0	0	0	2
0:15	0	0	0	0	0	0	0	0	0	0	0	0	0	0
0:30	1	0	0	0	0	0	0	0	0	0	0	0	0	1
0:45	0	0	1	2	0	0	0	0	0	0	0	0	0	3
1:00	0	0	0	0	1	0	0	0	0	0	0	0	0	1
1:15	0	0	0	0	0	0	0	0	0	0	0	0	0	0
1:30	0	0	0	0	0	0	0	0	0	0	0	0	0	0
1:45	0	0	0	1	0	0	0	0	0	0	0	0	0	1
2:00	0	0	0	0	0	0	0	0	0	0	0	0	0	0
2:15	0	0	0	0	0	1	0	0	0	0	0	0	0	1
2:30	0	0	0	0	0	0	0	0	0	0	0	0	0	0
2:45	0	0	0	0	0	1	0	0	0	0	0	0	0	1
3:00	0	0	0	0	0	0	0	0	0	0	0	0	0	0
3:15	0	0	0	0	0	0	0	0	0	0	0	0	0	0
3:30	0	0	0	0	0	0	0	0	0	0	0	0	0	0
3:45	0	0	0	0	0	0	0	0	0	0	0	0	0	0
4:00	0	0	0	0	0	0	0	0	0	0	0	0	0	0
4:15	1	1	0	0	0	0	0	0	0	0	0	0	0	2
4:30	0	0	0	0	1	0	0	0	0	0	0	0	0	1
4:45	0	0	0	0	0	0	0	0	0	0	0	0	0	0
5:00	0	0	0	0	0	1	0	0	0	0	0	0	0	1
5:15	0	0	0	0	0	0	0	0	0	0	0	0	0	0
5:30	0	0	0	0	1	0	0	0	0	0	0	0	0	1
5:45	0	0	2	2	1	0	0	0	0	0	0	0	0	5
6:00	0	0	0	3	0	0	0	0	0	0	0	0	0	3
6:15	0	0	0	2	1	0	0	0	0	0	0	0	0	3
6:30	0	2	0	0	0	0	0	0	0	0	0	0	0	2
6:45	0	0	1	3	2	1	0	0	0	0	0	0	0	7
7:00	0	0	1	3	0	0	0	0	0	0	0	0	0	4
7:15	0	0	2	4	1	0	0	0	0	0	0	0	0	7
7:30	0	1	2	2	4	1	0	0	0	0	0	0	0	10
7:45	0	0	3	7	1	1	0	0	0	0	0	0	0	12
8:00	0	0	4	5	4	0	1	0	0	0	0	0	0	14
8:15	0	0	1	4	2	1	0	0	0	0	0	0	0	8
8:30	0	2	0	1	5	0	0	0	0	0	0	0	0	8
8:45	0	0	1	1	6	1	1	0	0	0	0	0	0	10
9:00	0	0	3	3	1	0	1	0	0	0	0	0	0	8
9:15	0	0	2	1	5	0	0	0	0	0	0	0	0	8
9:30	0	0	5	2	2	0	0	0	0	0	0	0	0	9
9:45	0	0	1	2	3	0	0	0	0	0	0	0	0	6
10:00	1	0	0	4	1	2	0	0	0	0	0	0	0	8
10:15	0	0	2	7	0	1	0	0	0	0	0	0	0	10
10:30	1	0	1	2	1	0	0	0	0	0	0	0	0	5
10:45	0	0	1	5	2	0	0	0	0	0	0	0	0	8
11:00	0	0	0	1	1	4	0	0	0	0	0	0	0	6
11:15	0	0	2	3	2	0	0	0	0	0	0	0	0	7
11:30	0	1	1	2	2	0	0	0	0	0	0	0	0	6
11:45	0	1	3	6	1	0	0	0	0	0	0	0	0	11
12:00 PM	0	0	4	3	8	0	1	0	0	0	0	0	0	16
12:15	0	0	3	5	0	1	0	0	0	0	0	0	0	9
12:30	0	1	0	1	2	1	0	0	0	0	0	0	0	5
12:45	1	1	0	7	2	0	0	0	0	0	0	0	0	11
13:00	0	1	3	3	2	0	0	0	0	0	0	0	0	9
13:15	0	2	4	2	3	2	0	0	0	0	0	0	0	13
13:30	0	0	2	6	3	1	0	0	0	0	0	0	0	12
13:45	0	2	2	1	1	0	0	0	0	0	0	0	0	6
14:00	1	1	0	3	0	0	1	0	0	0	0	0	0	6
14:15	0	0	2	2	3	1	0	0	0	0	0	0	0	8
14:30	0	1	3	7	2	1	0	0	0	0	0	0	0	14
14:45	0	1	3	4	4	0	0	0	0	0	0	0	0	12
15:00	0	0	3	4	0	1	0	0	0	0	0	0	0	8
15:15	0	0	3	13	2	0	0	0	0	0	0	0	0	18
15:30	0	0	1	9	4	1	0	0	0	0	0	0	0	15
15:45	0	0	5	6	1	1	0	0	0	0	0	0	0	13
16:00	1	3	1	2	1	3	0	0	0	0	0	0	0	11
16:15	1	0	2	5	2	0	0	0	0	0	0	0	0	10
16:30	0	0	4	3	2	0	0	0	0	0	0	0	0	9
16:45	0	1	4	4	4	0	0	0	0	0	0	0	0	13
17:00	0	0	3	4	3	0	0	0	0	0	0	0	0	10
17:15	0	1	9	5	2	1	0	0	0	0	0	0	0	18
17:30	1	0	0	2	1	1	1	0	0	0	0	0	0	6
17:45	0	0	1	4	0	0	0	0	0	0	0	0	0	5
18:00	0	0	2	4	2	1	0	0	0	0	0	0	0	9
18:15	0	0	1	3	2	0	0	0	0	0	0	0	0	6
18:30	0	0	0	2	2	0	0	0	0	0	0	0	0	4
18:45	0	0	0	5	4	1	0	0	0	0	0	0	0	10
19:00	1	0	0	1	1	0	1	0	0	0	0	0	0	4
19:15	0	0	3	7	2	0	0	0	0	0	0	0	0	12
19:30	0	0	3	3	1	1	0	0	0	0	0	0	0	8
19:45	0	0	4	3	2	0	0	0	0	0	0	0	0	9
20:00	0	0	0	1	2	0	0	0	0	0	0	0	0	3
20:15	0	1	2	3	1	0	0	0	0	0	0	0	0	7
20:30	0	0	0	0	0	0	0	0	0	0	0	0	0	0
20:45	0	0	0	0	0	0	0	0	0	0	0	0	0	0
21:00	0	0	1	1	0	0	0	0	0	0	0	0	0	2
21:15	0	1	1	1	1	1	0	0	0	0	0	0	0	5
21:30	0	0	1	1	1	1	0	0	0	0	0	0	0	4
21:45	0	0	0	0	5	1	0	0	0	0	0	0	0	6
22:00	0	0	1	1	0	0	0	0	0	0	0	0	0	2
22:15	0	0	0	1	0	0	0	0	0	0	0	0	0	1
22:30	0	0	0	0	0	1	0	0	0	0	0	0	0	1
22:45	0	0	0	1	0	0	0	0	0	0	0	0	0	1
23:00	0	0	0	0	0	0	0	0	0	0	0	0	0	0
23:15	0	0	0	0	0	0	0	0	0	0	0	0	0	0
23:30	0	0	0	0	0	0	0	0	0	0	0	0	0	0
23:45	0	0	0	0	0	0	0	0	0	0	0	0	0	0
Totals	10	26	121	221	129	37	7							551
% of Totals	2%	5%	22%	40%	23%	7%	1%							100%

AM Volumes	4	9	40	78	51	15	3	0	0	0	0	0	0	200
% AM	1%	2%	7%	14%	9%	3%	1%							36%
AM Peak Hour	9:45	5:45	7:15	7:15	8:00	10:15	8:00							7:30
Volume	2	2	11	18	17	5	2							44
PM Volumes	6	17	81	143	78	22	4	0	0	0	0	0	0	351
% PM	1%	3%	15%	26%	14%	4%	1%							64%
PM Peak Hour	15:30	12:30	16:30	15:00	12:00	15:15	12:00							15:15
Volume	2	5	20	32	12	5	1							57

Directional Peak Periods	AM 7-9			NOON 12-2			PM 4-6			Off Peak Volumes		
All Classes	Volume	⟷	%	Volume	⟷	%	Volume	⟷	%	Volume	⟷	%
	73	⟷	13%	81	⟷	15%	82	⟷	15%	315	⟷	57%

Street Name	Direction	Percentiles					
		15th	50th	Average	85th	95th	ADT
S Sparks St	North Bound	21	27	27	33	36	592
S Sparks St	South Bound	22	28	28	34	37	551

Prepared by National Data & Surveying Services

SPEED

S Sparks St Bet. W Oak St & W Alameda Ave

Day: Thursday
Date: 1/19/2023

City: Burbank
Project #: CA23_020030_019

Summary

Time	< 15	15 - 19	20 - 24	25 - 29	30 - 34	35 - 39	40 - 44	45 - 49	50 - 54	55 - 59	60 - 64	65 - 69	70 +	Total
0:00 AM	0	1	1	0	0	0	0	0	0	0	0	0	0	2
0:15	0	0	1	0	1	0	0	0	0	0	0	0	0	2
0:30	1	0	0	0	0	0	0	0	0	0	0	0	0	1
0:45	0	0	1	2	0	0	0	0	0	0	0	0	0	3
1:00	0	0	0	0	1	0	0	0	0	0	0	0	0	1
1:15	0	0	0	0	0	0	0	0	0	0	0	0	0	0
1:30	0	0	0	0	0	0	0	0	0	0	0	0	0	0
1:45	0	0	0	1	0	0	0	0	0	0	0	0	0	1
2:00	0	0	0	0	0	0	0	0	0	0	0	0	0	0
2:15	0	0	0	0	0	1	0	0	0	0	0	0	0	1
2:30	0	0	0	1	0	0	0	0	0	0	0	0	0	1
2:45	0	0	0	0	1	1	0	0	0	0	0	0	0	2
3:00	0	0	0	0	0	0	0	0	0	0	0	0	0	0
3:15	0	0	0	1	0	0	0	0	0	0	0	0	0	1
3:30	0	0	0	0	0	0	0	0	0	0	0	0	0	0
3:45	0	0	0	0	0	0	0	0	0	0	0	0	0	0
4:00	0	0	0	0	0	0	0	0	0	0	0	0	0	0
4:15	1	1	0	0	0	0	0	0	0	0	0	0	0	2
4:30	0	0	0	0	1	0	0	0	0	0	0	0	0	1
4:45	0	0	0	0	0	0	0	0	0	0	0	0	0	0
5:00	0	0	0	0	0	1	0	0	0	0	0	0	0	1
5:15	0	0	0	0	0	0	0	0	0	0	0	0	0	0
5:30	0	1	0	1	1	0	0	0	0	0	0	0	0	3
5:45	0	0	2	2	1	0	0	0	0	0	0	0	0	5
6:00	0	0	1	4	2	0	0	0	0	0	0	0	0	7
6:15	0	0	0	2	1	0	0	0	0	0	0	0	0	3
6:30	0	2	1	0	0	0	0	0	0	0	0	0	0	3
6:45	0	0	1	5	3	1	0	0	0	0	0	0	0	10
7:00	0	0	2	5	1	0	0	0	0	0	0	0	0	8
7:15	0	1	2	5	8	0	0	0	0	0	0	0	0	16
7:30	0	1	4	6	6	1	0	0	0	0	0	0	0	18
7:45	0	2	6	11	3	1	0	0	0	0	0	0	0	23
8:00	0	0	7	10	9	0	1	0	0	0	0	0	0	27
8:15	0	0	2	11	6	2	1	0	0	0	0	0	0	22
8:30	0	2	2	6	8	0	0	0	0	0	0	0	0	18
8:45	0	1	2	6	8	1	1	0	0	0	0	0	0	19
9:00	0	1	5	12	5	0	1	0	0	0	0	0	0	24
9:15	0	0	2	3	6	0	1	0	0	0	0	0	0	12
9:30	0	1	7	4	5	0	0	0	0	0	0	0	0	17
9:45	1	2	2	6	4	0	0	0	0	0	0	0	0	15
10:00	1	0	1	5	3	3	0	0	0	0	0	0	0	13
10:15	1	0	2	9	2	1	0	0	0	0	0	0	0	15
10:30	1	0	3	4	3	0	0	0	0	0	0	0	0	11
10:45	1	0	6	8	2	0	0	0	0	0	0	0	0	17
11:00	0	0	1	4	3	4	0	0	0	0	0	0	0	12
11:15	0	0	2	5	5	1	1	0	0	0	0	0	0	14
11:30	0	1	8	4	5	2	0	0	0	0	0	0	0	20
11:45	0	2	9	9	2	0	0	0	0	0	0	0	0	22
12:00 PM	1	0	6	7	8	0	2	0	0	0	0	0	0	24
12:15	0	1	3	8	3	2	0	0	0	0	0	0	0	17
12:30	0	3	1	3	5	1	2	0	0	0	0	0	0	15
12:45	1	1	3	10	5	0	0	0	0	0	0	0	0	20
13:00	1	3	7	4	3	0	0	0	0	0	0	0	0	18
13:15	0	2	6	6	4	3	1	0	0	0	0	0	0	22
13:30	0	0	4	10	3	1	0	0	0	0	0	0	0	18
13:45	3	2	8	3	4	0	0	0	0	0	0	0	0	20
14:00	1	2	3	4	0	0	1	0	0	0	0	0	0	11
14:15	0	1	5	4	5	1	0	0	0	0	0	0	0	16
14:30	0	2	4	9	6	4	1	0	0	0	0	0	0	26
14:45	1	2	6	9	7	1	0	0	0	0	0	0	0	26
15:00	0	0	5	10	4	1	0	0	0	0	0	0	0	20
15:15	1	0	9	18	7	0	0	0	0	0	0	0	0	35
15:30	0	1	8	16	9	1	1	0	0	0	0	0	0	36
15:45	0	0	5	7	7	2	0	0	0	0	0	0	0	21
16:00	2	4	4	7	4	4	0	0	0	0	0	0	0	25
16:15	1	0	3	10	3	2	1	0	0	0	0	0	0	20
16:30	1	1	6	9	5	1	0	0	0	0	0	0	0	23
16:45	0	1	6	10	9	0	0	0	0	0	0	0	0	26
17:00	0	0	7	8	7	2	0	0	0	0	0	0	0	24
17:15	1	2	14	11	5	2	0	0	0	0	0	0	0	35
17:30	2	1	4	4	3	1	1	0	0	0	0	0	0	16
17:45	2	1	2	8	0	0	0	0	0	0	0	0	0	13
18:00	0	0	5	7	9	1	0	0	0	0	0	0	0	22
18:15	0	2	7	10	3	0	0	0	0	0	0	0	0	22
18:30	0	1	0	7	4	0	0	0	0	0	0	0	0	12
18:45	2	0	3	9	5	1	0	0	0	0	0	0	0	20
19:00	1	0	2	4	1	0	1	0	0	0	0	0	0	9
19:15	0	1	5	10	3	1	0	0	0	0	0	0	0	20
19:30	0	0	5	10	2	1	0	0	0	0	0	0	0	18
19:45	0	0	4	3	3	0	0	0	0	0	0	0	0	10
20:00	0	0	2	10	3	0	0	0	0	0	0	0	0	15
20:15	0	1	3	4	2	0	0	0	0	0	0	0	0	10
20:30	0	1	1	1	0	0	0	0	0	0	0	0	0	3
20:45	0	1	0	3	1	0	0	0	0	0	0	0	0	5
21:00	0	0	3	3	2	0	0	0	0	0	0	0	0	8
21:15	0	2	3	2	2	2	0	0	0	0	0	0	0	11
21:30	0	0	1	1	2	1	0	0	0	0	0	0	0	5
21:45	0	0	1	2	6	1	1	0	0	0	0	0	0	11
22:00	0	0	2	3	1	0	0	0	0	0	0	0	0	6
22:15	0	1	0	1	0	0	0	0	0	0	0	0	0	2
22:30	0	0	0	0	0	1	0	0	0	0	0	0	0	1
22:45	0	0	0	3	2	0	0	0	0	0	0	0	0	5
23:00	0	0	0	0	2	0	0	0	0	0	0	0	0	2
23:15	0	1	0	1	0	1	0	0	0	0	0	0	0	3
23:30	0	0	1	0	0	0	0	0	0	0	0	0	0	1
23:45	0	0	1	1	0	0	0	0	0	0	0	0	0	2
Totals	**23**	**60**	**261**	**442**	**275**	**59**	**18**							**1143**
% of Totals	2%	5%	23%	39%	24%	5%	2%							100%

AM Volumes	7	19	83	152	106	20	6	0	0	0	0	0	0	393
% AM	1%	2%	7%	13%	9%	2%	1%							34%
AM Peak Hour	9:45	11:45	11:30	7:30	8:00	10:45	11:45							7:30
Volume	4	6	26	38	31	7	4							90
PM Volumes	21	41	178	290	169	39	12	0	0	0	0	0	0	750
% PM	2%	4%	16%	25%	15%	3%	1%							66%
PM Peak Hour	17:00	12:30	16:30	14:45	14:45	15:30	12:00							14:45
Volume	5	9	33	53	27	9	4							117

Directional Peak Periods	AM 7-9			NOON 12-2			PM 4-6			Off Peak Volumes		
All Classes	Volume	⟷	%	Volume	⟷	%	Volume	⟷	%	Volume	⟷	%
	151		13%	154		13%	182		16%	656		57%

Street Name	Direction	Percentiles					
		15th	50th	Average	85th	95th	ADT
S Sparks St	Summary	22	28	27	33	37	1143

Prepared by National Data & Surveying Services

SPEED

S Sparks St Bet. W Oak St & W Alameda Ave

Day: Thursday
Date: 1/19/2023

City: Burbank
Project #: CA23_020030_019n

North Bound

Time	< 15	15 - 19	20 - 24	25 - 29	30 - 34	35 - 39	40 - 44	45 - 49	50 - 54	55 - 59	60 - 64	65 - 69	70 +	Total
0:00 AM	0	0	1	0	1	0	0	0	0	0	0	0	0	2
1:00	0	0	0	0	0	0	0	0	0	0	0	0	0	0
2:00	0	0	0	1	1	0	0	0	0	0	0	0	0	2
3:00	0	0	0	1	0	0	0	0	0	0	0	0	0	1
4:00	0	0	0	0	0	0	0	0	0	0	0	0	0	0
5:00	0	1	0	1	0	0	0	0	0	0	0	0	0	2
6:00	0	0	2	3	3	0	0	0	0	0	0	0	0	8
7:00	0	3	6	11	12	0	0	0	0	0	0	0	0	32
8:00	0	1	7	22	14	1	1	0	0	0	0	0	0	46
9:00	1	4	5	17	9	0	1	0	0	0	0	0	0	37
10:00	2	0	8	8	6	1	0	0	0	0	0	0	0	25
11:00	0	1	14	10	9	3	1	0	0	0	0	0	0	38
12:00 PM	1	3	6	12	9	1	3	0	0	0	0	0	0	35
13:00	4	2	14	11	5	1	1	0	0	0	0	0	0	38
14:00	1	4	10	10	9	4	1	0	0	0	0	0	0	39
15:00	1	1	15	19	20	1	1	0	0	0	0	0	0	58
16:00	2	2	8	22	12	4	1	0	0	0	0	0	0	51
17:00	4	3	14	16	9	3	0	0	0	0	0	0	0	49
18:00	2	3	12	19	11	0	0	0	0	0	0	0	0	47
19:00	0	1	6	13	3	1	0	0	0	0	0	0	0	24
20:00	0	2	4	14	3	0	0	0	0	0	0	0	0	23
21:00	0	1	5	5	5	1	1	0	0	0	0	0	0	18
22:00	0	1	1	4	3	0	0	0	0	0	0	0	0	9
23:00	0	1	2	2	2	1	0	0	0	0	0	0	0	8
Totals	18	34	140	221	146	22	11							592
% of Totals	3%	6%	24%	37%	25%	4%	2%							100%

AM Volumes	3	10	43	74	55	5	3	0	0	0	0	0	0	193
% AM	1%	2%	7%	13%	9%	1%	1%							33%
AM Peak Hour	10:00	9:00	11:00	8:00	8:00	11:00	8:00							8:00
Volume	2	4	14	22	14	3	1							46
PM Volumes	15	24	97	147	91	17	8	0	0	0	0	0	0	399
% PM	3%	4%	16%	25%	15%	3%	1%							67%
PM Peak Hour	13:00	14:00	15:00	16:00	15:00	14:00	12:00							15:00
Volume	4	4	15	22	20	4	3							58

Directional Peak Periods	AM 7-9			NOON 12-2			PM 4-6			Off Peak Volumes		
All Speeds	Volume		%	Volume		%	Volume		%	Volume		%
	78	↔	13%	73	↔	12%	100	↔	17%	341	↔	58%

Street Name	Direction	Percentiles					
		15th	50th	Average	85th	95th	ADT
S Sparks St	North Bound	21	27	27	33	36	592
S Sparks St	South Bound	22	28	28	34	37	551

Prepared by National Data & Surveying Services

SPEED

S Sparks St Bet. W Oak St & W Alameda Ave

Day: Thursday
Date: 1/19/2023

City: Burbank
Project #: CA23_020030_019s

South Bound

Time	< 15	15 - 19	20 - 24	25 - 29	30 - 34	35 - 39	40 - 44	45 - 49	50 - 54	55 - 59	60 - 64	65 - 69	70 +	Total
0:00 AM	1	1	2	2	0	0	0	0	0	0	0	0	0	6
1:00	0	0	0	1	1	0	0	0	0	0	0	0	0	2
2:00	0	0	0	0	0	2	0	0	0	0	0	0	0	2
3:00	0	0	0	0	0	0	0	0	0	0	0	0	0	0
4:00	1	1	0	0	1	0	0	0	0	0	0	0	0	3
5:00	0	0	2	2	2	1	0	0	0	0	0	0	0	7
6:00	0	2	1	8	3	1	0	0	0	0	0	0	0	15
7:00	0	1	8	16	6	2	0	0	0	0	0	0	0	33
8:00	0	2	6	11	17	2	2	0	0	0	0	0	0	40
9:00	0	0	11	8	11	0	1	0	0	0	0	0	0	31
10:00	2	0	4	18	4	3	0	0	0	0	0	0	0	31
11:00	0	2	6	12	6	4	0	0	0	0	0	0	0	30
12:00 PM	1	2	7	16	12	2	1	0	0	0	0	0	0	41
13:00	0	5	11	12	9	3	0	0	0	0	0	0	0	40
14:00	1	3	8	16	9	2	1	0	0	0	0	0	0	40
15:00	0	0	12	32	7	3	0	0	0	0	0	0	0	54
16:00	2	4	11	14	9	3	0	0	0	0	0	0	0	43
17:00	1	1	13	15	6	2	1	0	0	0	0	0	0	39
18:00	0	0	3	14	10	2	0	0	0	0	0	0	0	29
19:00	1	0	10	14	6	1	1	0	0	0	0	0	0	33
20:00	0	1	2	4	3	0	0	0	0	0	0	0	0	10
21:00	0	1	3	3	7	3	0	0	0	0	0	0	0	17
22:00	0	0	1	3	0	1	0	0	0	0	0	0	0	5
23:00	0	0	0	0	0	0	0	0	0	0	0	0	0	0
Totals	10	26	121	221	129	37	7							551
% of Totals	2%	5%	22%	40%	23%	7%	1%							100%

AM Volumes	4	9	40	78	51	15	3	0	0	0	0	0	0	200
% AM	1%	2%	7%	14%	9%	3%	1%							36%
AM Peak Hour	10:00	6:00	9:00	10:00	8:00	11:00	8:00							8:00
Volume	2	2	11	18	17	4	2							40
PM Volumes	6	17	81	143	78	22	4	0	0	0	0	0	0	351
% PM	1%	3%	15%	26%	14%	4%	1%							64%
PM Peak Hour	16:00	13:00	17:00	15:00	12:00	13:00	12:00							15:00
Volume	2	5	13	32	12	3	1							54

Directional Peak Periods	AM 7-9			NOON 12-2			PM 4-6			Off Peak Volumes		
All Speeds	Volume		%	Volume		%	Volume		%	Volume		%
	73	↔	13%	81	↔	15%	82	↔	15%	315	↔	57%

Street Name	Direction	Percentiles					
		15th	50th	Average	85th	95th	ADT
S Sparks St	North Bound	21	27	27	33	36	592
S Sparks St	South Bound	22	28	28	34	37	551

Prepared by National Data & Surveying Services

SPEED

S Sparks St Bet. W Oak St & W Alameda Ave

Day: Thursday
Date: 1/19/2023

City: Burbank
Project #: CA23_020030_019

Summary

Time	< 15	15 - 19	20 - 24	25 - 29	30 - 34	35 - 39	40 - 44	45 - 49	50 - 54	55 - 59	60 - 64	65 - 69	70 +	Total
0:00 AM	1	1	3	2	1	0	0	0	0	0	0	0	0	8
1:00	0	0	0	1	1	0	0	0	0	0	0	0	0	2
2:00	0	0	0	1	1	2	0	0	0	0	0	0	0	4
3:00	0	0	0	1	0	0	0	0	0	0	0	0	0	1
4:00	1	1	0	0	1	0	0	0	0	0	0	0	0	3
5:00	0	1	2	3	2	1	0	0	0	0	0	0	0	9
6:00	0	2	3	11	6	1	0	0	0	0	0	0	0	23
7:00	0	4	14	27	18	2	0	0	0	0	0	0	0	65
8:00	0	3	13	33	31	3	3	0	0	0	0	0	0	86
9:00	1	4	16	25	20	0	2	0	0	0	0	0	0	68
10:00	4	0	12	26	10	4	0	0	0	0	0	0	0	56
11:00	0	3	20	22	15	7	1	0	0	0	0	0	0	68
12:00 PM	2	5	13	28	21	3	4	0	0	0	0	0	0	76
13:00	4	7	25	23	14	4	1	0	0	0	0	0	0	78
14:00	2	7	18	26	18	6	2	0	0	0	0	0	0	79
15:00	1	1	27	51	27	4	1	0	0	0	0	0	0	112
16:00	4	6	19	36	21	7	1	0	0	0	0	0	0	94
17:00	5	4	27	31	15	5	1	0	0	0	0	0	0	88
18:00	2	3	15	33	21	2	0	0	0	0	0	0	0	76
19:00	1	1	16	27	9	2	1	0	0	0	0	0	0	57
20:00	0	3	6	18	6	0	0	0	0	0	0	0	0	33
21:00	0	2	8	8	12	4	1	0	0	0	0	0	0	35
22:00	0	1	2	7	3	1	0	0	0	0	0	0	0	14
23:00	0	1	2	2	2	1	0	0	0	0	0	0	0	8
Totals	28	60	261	442	275	59	18							1143
% of Totals	2%	5%	23%	39%	24%	5%	2%							100%

AM Volumes	7	19	83	152	106	20	6	0	0	0	0	0	0	393
% AM	1%	2%	7%	13%	9%	2%	1%							34%
AM Peak Hour	10:00	7:00	11:00	8:00	8:00	11:00	8:00							8:00
Volume	4	4	20	33	31	7	3							86
PM Volumes	21	41	178	290	169	39	12	0	0	0	0	0	0	750
% PM	2%	4%	16%	25%	15%	3%	1%							66%
PM Peak Hour	17:00	13:00	15:00	15:00	15:00	16:00	12:00							15:00
Volume	5	7	27	51	27	7	4							112

Directional Peak Periods	AM 7-9			NOON 12-2			PM 4-6			Off Peak Volumes		
All Speeds	Volume		%	Volume		%	Volume		%	Volume		%
	151	↔	13%	154	↔	13%	182	↔	16%	656	↔	57%

Street Name	Direction	Percentiles					
		15th	50th	Average	85th	95th	ADT
S Sparks St	Summary	22	28	27	33	37	1143

ATTACHMENT 3 - 1320

Prepared by NDS/ATD

Prepared by National Data & Surveying Services

VOLUME

S Sparks St Bet. W Oak St & W Alameda Ave

Day: Thursday
Date: 1/19/2023

City: Burbank
Project #: CA23_020030_019

DAILY TOTALS	NB	SB	EB	WB	Total
	592	551	0	0	1,143

AM Period	NB		SB		EB	WB	TOTAL		PM Period	NB		SB		EB	WB	TOTAL	
0:00	0		2		0	0	2		12:00	8		16		0	0	24	
0:15	2		0		0	0	2		12:15	8		9		0	0	17	
0:30	0		1		0	0	1		12:30	10		5		0	0	15	
0:45	0	2	3	6	0	0	3	8	12:45	9	35	11	41	0	0	20	76
1:00	0		1		0	0	1		13:00	9		9		0	0	18	
1:15	0		0		0	0			13:15	9		13		0	0	22	
1:30	0		0		0	0			13:30	6		12		0	0	18	
1:45	0		1	2	0	0	1	2	13:45	14	38	6	40	0	0	20	78
2:00	0		0		0	0			14:00	5		6		0	0	11	
2:15	0		1		0	0	1		14:15	8		8		0	0	16	
2:30	1		0		0	0	1		14:30	12		14		0	0	26	
2:45	1	2	1	2	0	0	2	4	14:45	14	39	12	40	0	0	26	79
3:00	0		0		0	0			15:00	12		8		0	0	20	
3:15	1		0		0	0	1		15:15	17		18		0	0	35	
3:30	0		0		0	0			15:30	21		15		0	0	36	
3:45	0	1	0		0	0		1	15:45	8	58	13	54	0	0	21	112
4:00	0		0		0	0			16:00	14		11		0	0	25	
4:15	0		2		0	0	2		16:15	10		10		0	0	20	
4:30	0		1		0	0	1		16:30	14		9		0	0	23	
4:45	0		0	3	0	0		3	16:45	13	51	13	43	0	0	26	94
5:00	0		1		0	0	1		17:00	14		10		0	0	24	
5:15	0		0		0	0			17:15	17		18		0	0	35	
5:30	2		1		0	0	3		17:30	10		6		0	0	16	
5:45	0	2	5	7	0	0	5	9	17:45	8	49	5	39	0	0	13	88
6:00	4		3		0	0	7		18:00	13		9		0	0	22	
6:15	0		3		0	0	3		18:15	16		6		0	0	22	
6:30	1		2		0	0	3		18:30	8		4		0	0	12	
6:45	3	8	7	15	0	0	10	23	18:45	10	47	10	29	0	0	20	76
7:00	4		4		0	0	8		19:00	5		4		0	0	9	
7:15	9		7		0	0	16		19:15	8		12		0	0	20	
7:30	8		10		0	0	18		19:30	10		8		0	0	18	
7:45	11	32	12	33	0	0	23	65	19:45	1	24	9	33	0	0	10	57
8:00	13		14		0	0	27		20:00	12		3		0	0	15	
8:15	14		8		0	0	22		20:15	3		7		0	0	10	
8:30	10		8		0	0	18		20:30	3		0		0	0	3	
8:45	9	46	10	40	0	0	19	86	20:45	5	23	0	10	0	0	5	33
9:00	16		8		0	0	24		21:00	6		2		0	0	8	
9:15	4		8		0	0	12		21:15	6		5		0	0	11	
9:30	8		9		0	0	17		21:30	1		4		0	0	5	
9:45	9	37	6	31	0	0	15	68	21:45	5	18	6	17	0	0	11	35
10:00	5		8		0	0	13		22:00	4		2		0	0	6	
10:15	5		10		0	0	15		22:15	1		1		0	0	2	
10:30	6		5		0	0	11		22:30	0		1		0	0	1	
10:45	9	25	8	31	0	0	17	56	22:45	4	9	1	5	0	0	5	14
11:00	6		6		0	0	12		23:00	2		0		0	0	2	
11:15	7		7		0	0	14		23:15	3		0		0	0	3	
11:30	14		6		0	0	20		23:30	1		0		0	0	1	
11:45	11	38	11	30	0	0	22	68	23:45	2	8	0		0	0	2	8
TOTALS		193		200				**393**	**TOTALS**		399		351				**750**
SPLIT %		49.1%		50.9%				**34.4%**	**SPLIT %**		53.2%		46.8%				**65.6%**

DAILY TOTALS	NB	SB	EB	WB	Total
	592	551	0	0	1,143

AM Peak Hour	8:15	7:30			**7:30**	**PM Peak Hour**	14:45	15:15			**14:45**
AM Pk Volume	49	44			**90**	**PM Pk Volume**	64	57			**117**
Pk Hr Factor	0.766	0.786			**0.833**	**Pk Hr Factor**	0.762	0.792			**0.813**
7 - 9 Volume	78	73	0	0	**151**	**4 - 6 Volume**	100	82	0	0	**182**
7 - 9 Peak Hour	7:45	7:30			**7:30**	**4 - 6 Peak Hour**	16:30	16:30			**16:30**
7 - 9 Pk Volume	48	44	0	0	**90**	**4 - 6 Pk Volume**	58	50	0	0	**108**
Pk Hr Factor	0.857	0.786	0.000	0.000	**0.833**	**Pk Hr Factor**	0.853	0.694	0.000	0.000	**0.771**

Prepared by NDS/ATD

Project #: CA23_020030_019 **City:** Burbank

Location: S Sparks St Bet. W Oak St & W Alameda Ave **Date:** 1/19/2023

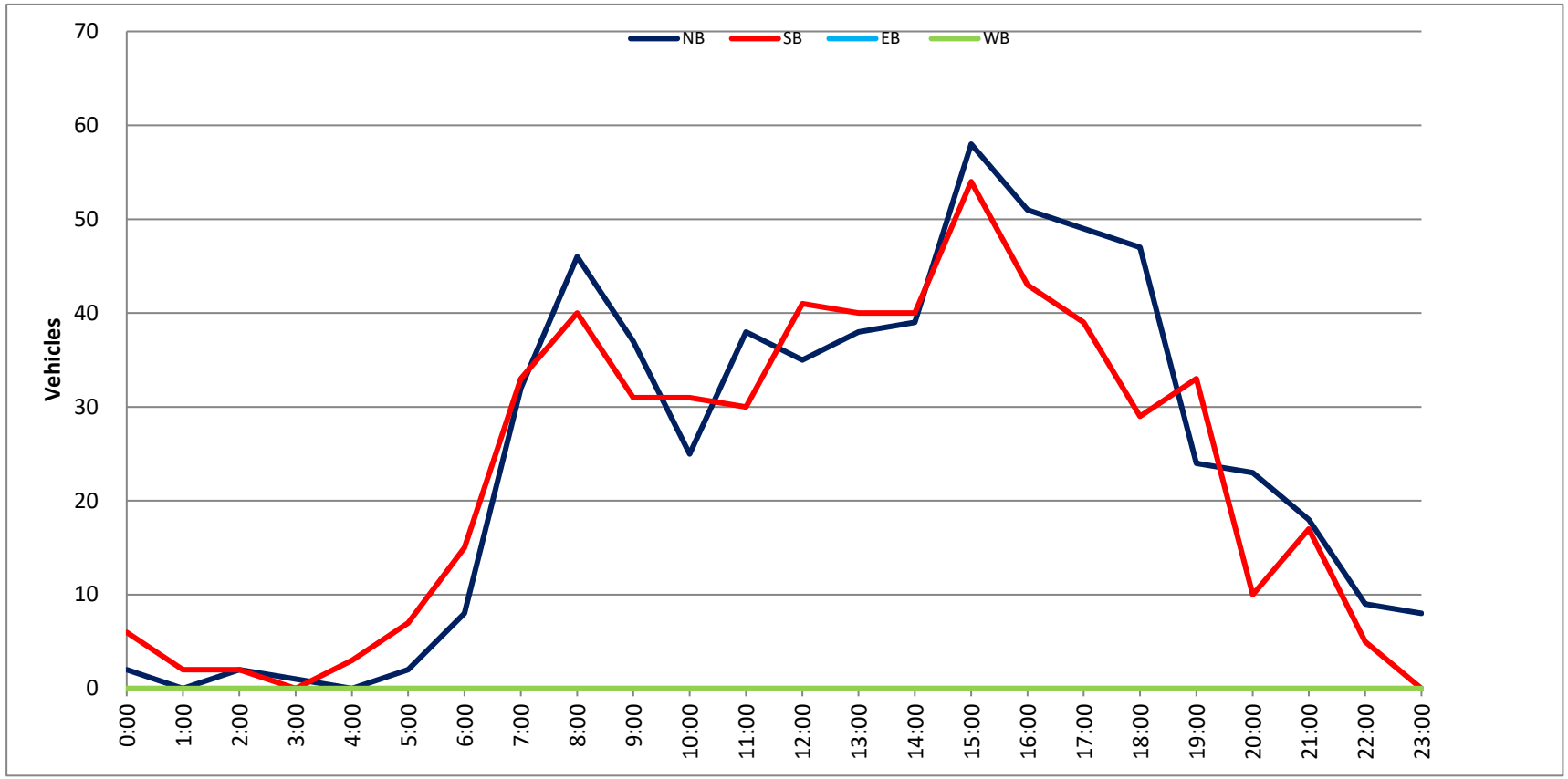

Prepared by National Data & Surveying Services

SPEED

S Sparks St Bet. W Olive Ave & W Oak St

Day: Tuesday
Date: 1/17/2023

City: Burbank
Project #: CA23_020030_018n

North Bound

Time	< 15	15 - 19	20 - 24	25 - 29	30 - 34	35 - 39	40 - 44	45 - 49	50 - 54	55 - 59	60 - 64	65 - 69	70 +	Total
0:00 AM	0	0	1	0	0	0	0	0	0	0	0	0	0	1
0:15	0	0	0	0	0	0	0	0	0	0	0	0	0	0
0:30	0	0	0	1	0	0	0	0	0	0	0	0	0	1
0:45	0	0	0	0	0	0	0	0	0	0	0	0	0	0
1:00	0	0	0	0	0	0	0	0	0	0	0	0	0	0
1:15	0	0	0	0	0	0	0	0	0	0	0	0	0	0
1:30	0	0	0	0	0	0	0	0	0	0	0	0	0	0
1:45	0	0	0	0	0	0	0	0	0	0	0	0	0	0
2:00	0	0	0	0	0	0	1	0	0	0	0	0	0	1
2:15	0	0	0	0	0	0	0	0	0	0	0	0	0	0
2:30	0	0	0	0	0	0	0	0	0	0	0	0	0	0
2:45	0	0	0	0	0	0	0	0	0	0	0	0	0	0
3:00	0	0	0	0	0	0	0	0	0	0	0	0	0	0
3:15	0	0	0	0	0	0	0	0	0	0	0	0	0	0
3:30	0	0	0	0	0	0	0	0	0	0	0	0	0	0
3:45	0	0	0	1	0	0	0	0	0	0	0	0	0	1
4:00	0	0	1	0	0	0	0	0	0	0	0	0	0	1
4:15	0	0	0	0	0	0	0	0	0	0	0	0	0	0
4:30	0	0	0	0	0	0	0	0	0	0	0	0	0	0
4:45	0	0	0	0	0	0	0	0	0	0	0	0	0	0
5:00	0	0	0	0	0	0	0	0	0	0	0	0	0	0
5:15	0	0	0	0	0	0	0	0	0	0	0	0	0	0
5:30	0	0	1	0	1	0	0	0	0	0	0	0	0	2
5:45	1	0	2	0	0	0	0	0	0	0	0	0	0	3
6:00	0	0	0	0	0	0	0	0	0	0	0	0	0	0
6:15	0	0	0	2	0	0	0	0	0	0	0	0	0	2
6:30	0	0	1	1	0	0	1	0	0	0	0	0	0	3
6:45	0	0	0	2	1	1	0	0	0	0	0	0	0	4
7:00	0	0	2	2	3	0	0	0	0	0	0	0	0	7
7:15	0	0	0	2	2	0	0	0	0	0	0	0	0	4
7:30	0	0	1	5	7	1	0	1	0	0	0	0	0	15
7:45	1	2	4	23	9	1	1	0	0	0	0	0	0	41
8:00	0	1	1	11	15	3	1	0	0	0	0	0	0	32
8:15	0	1	2	6	8	4	0	0	0	0	0	0	0	21
8:30	0	0	3	6	2	3	1	0	0	0	0	0	0	15
8:45	0	1	3	6	9	2	0	0	0	0	0	0	0	21
9:00	0	1	4	4	1	1	0	0	0	0	0	0	0	11
9:15	0	3	3	5	3	0	0	0	0	0	0	0	0	14
9:30	0	1	0	4	2	0	0	0	0	0	0	0	0	7
9:45	0	0	1	2	3	2	0	0	0	0	0	0	0	8
10:00	0	0	3	4	10	4	0	0	0	0	0	0	0	21
10:15	0	0	0	3	3	0	0	0	0	0	0	0	0	6
10:30	1	0	1	6	2	0	1	0	0	0	0	0	0	11
10:45	0	0	1	5	4	1	0	1	0	0	0	0	0	12
11:00	1	0	3	7	3	4	0	0	0	0	0	0	0	18
11:15	0	1	3	6	2	0	0	0	0	0	0	0	0	12
11:30	0	1	5	9	2	0	0	0	0	0	0	0	0	17
11:45	1	1	4	6	2	0	1	0	0	0	0	0	0	15
12:00 PM	1	1	2	4	5	0	0	0	0	0	0	0	0	13
12:15	0	0	0	6	0	0	1	0	0	0	0	0	0	7
12:30	0	0	1	1	3	1	0	0	0	0	0	0	0	6
12:45	1	1	4	5	2	0	1	0	0	0	0	0	0	14
13:00	0	1	0	4	3	0	0	0	0	0	0	0	0	8
13:15	0	0	0	5	2	2	0	0	0	0	0	0	0	9
13:30	0	0	3	5	5	0	0	0	0	0	0	0	0	13
13:45	2	0	4	6	2	2	0	0	0	0	0	0	0	16
14:00	0	0	2	1	0	3	0	0	0	0	0	0	0	6
14:15	0	3	3	12	3	1	0	0	0	0	0	0	0	22
14:30	5	8	22	13	10	0	0	0	0	0	0	0	0	58
14:45	0	1	5	14	10	0	0	0	0	0	0	0	0	30
15:00	1	0	1	2	6	2	0	0	0	0	0	0	0	12
15:15	2	0	4	4	3	2	0	0	0	0	0	0	0	15
15:30	2	1	6	8	3	0	0	0	0	0	0	0	0	20
15:45	0	0	2	3	3	3	0	0	0	0	0	0	0	11
16:00	1	0	1	1	2	5	2	0	0	0	0	0	0	12
16:15	0	1	6	5	3	0	0	0	0	0	0	0	0	15
16:30	2	1	3	4	4	1	0	0	0	0	0	0	0	15
16:45	0	0	4	11	3	1	0	0	0	0	0	0	0	19
17:00	0	1	2	5	2	2	0	0	0	0	0	0	0	12
17:15	0	1	2	5	4	0	0	0	0	0	0	0	0	12
17:30	0	1	6	2	4	0	0	0	0	0	0	0	0	13
17:45	0	0	2	7	2	0	1	0	0	0	0	0	0	12
18:00	0	0	0	6	0	1	0	0	0	0	0	0	0	7
18:15	0	1	2	8	5	2	0	0	0	0	0	0	0	18
18:30	0	1	5	6	1	1	1	0	0	0	0	0	0	15
18:45	0	0	5	2	2	0	0	0	0	0	0	0	0	9
19:00	0	0	1	0	5	0	0	0	0	0	0	0	0	6
19:15	0	2	5	4	3	0	0	0	0	0	0	0	0	14
19:30	0	1	1	3	0	0	0	0	0	0	0	0	0	5
19:45	0	1	1	3	2	1	0	0	0	0	0	0	0	8
20:00	0	0	1	0	1	1	0	0	0	0	0	0	0	3
20:15	0	0	0	3	4	0	0	0	0	0	0	0	0	7
20:30	0	0	2	2	1	0	0	0	0	0	0	0	0	5
20:45	0	0	2	1	2	2	0	0	0	0	0	0	0	7
21:00	0	0	0	3	5	0	0	0	0	0	0	0	0	8
21:15	0	0	2	1	0	0	0	0	0	0	0	0	0	3
21:30	0	0	0	3	0	0	0	0	0	0	0	0	0	3
21:45	0	0	2	1	0	1	0	0	0	0	0	0	0	4
22:00	0	0	0	0	1	0	0	0	0	0	0	0	0	1
22:15	0	0	0	0	0	0	0	0	0	0	0	0	0	0
22:30	0	1	0	1	0	0	0	0	0	0	0	0	0	2
22:45	0	0	0	0	0	0	0	0	0	0	0	0	0	0
23:00	0	1	0	0	0	0	0	0	0	0	0	0	0	1
23:15	1	1	1	0	0	0	0	0	0	0	0	0	0	3
23:30	0	0	0	0	0	0	0	0	0	0	0	0	0	0
23:45	0	1	0	1	0	0	0	0	0	0	0	0	0	2
Totals	23	44	165	310	210	61	13	2						828
% of Totals	3%	5%	20%	37%	25%	7%	2%	0%						100%

AM Volumes	5	13	50	129	94	27	7	2	0	0	0	0	0	327
% AM	1%	2%	6%	16%	11%	3%	1%	0%						39%
AM Peak Hour	10:15	8:45	11:00	7:45	7:30	8:00	7:45	6:45						7:30
Volume	2	6	15	46	39	12	3	1						109
PM Volumes	18	31	115	181	116	34	6	0	0	0	0	0	0	501
% PM	2%	4%	14%	22%	14%	4%	1%							61%
PM Peak Hour	14:30	14:00	14:00	14:15	14:15	15:15	12:00							14:15
Volume	8	12	32	41	29	10	2							122

Directional Peak Periods	AM 7-9			NOON 12-2			PM 4-6			Off Peak Volumes		
All Classes	Volume	⟷	%	Volume	⟷	%	Volume	⟷	%	Volume	⟷	%
	156		19%	86		10%	110		13%	476		57%

Street Name	Direction	Percentiles					
		15th	50th	Average	85th	95th	ADT
S Sparks St	North Bound	22	28	28	34	38	828
S Sparks St	South Bound	23	30	30	36	40	629

Prepared by National Data & Surveying Services

SPEED

S Sparks St Bet. W Olive Ave & W Oak St

Day: Tuesday
Date: 1/17/2023

City: Burbank
Project #: CA23_020030_018s

South Bound

Time	< 15	15 - 19	20 - 24	25 - 29	30 - 34	35 - 39	40 - 44	45 - 49	50 - 54	55 - 59	60 - 64	65 - 69	70 +	Total
0:00 AM	0	0	0	0	0	0	0	0	0	0	0	0	0	0
0:15	0	0	0	0	0	0	0	0	0	0	0	0	0	0
0:30	0	0	0	0	0	0	0	0	0	0	0	0	0	0
0:45	0	0	0	0	0	0	0	0	0	0	0	0	0	0
1:00	0	0	0	0	0	0	0	0	0	0	0	0	0	0
1:15	0	0	0	0	1	0	0	0	0	0	0	0	0	1
1:30	0	0	0	0	0	0	0	0	0	0	0	0	0	0
1:45	0	0	0	0	0	0	0	0	0	0	0	0	0	0
2:00	0	0	0	0	0	0	0	0	0	0	0	0	0	0
2:15	0	0	0	0	0	0	0	0	0	0	0	0	0	0
2:30	0	0	0	0	1	0	0	0	0	0	0	0	0	1
2:45	0	0	0	0	0	0	0	0	0	0	0	0	0	0
3:00	0	0	0	0	0	0	0	0	0	0	0	0	0	0
3:15	0	0	0	0	0	0	0	0	0	0	0	0	0	0
3:30	0	0	0	0	0	0	0	0	0	0	0	0	0	0
3:45	0	0	0	0	0	0	0	0	0	0	0	0	0	0
4:00	0	0	0	0	0	0	0	0	0	0	0	0	0	0
4:15	0	0	0	0	0	0	0	0	0	0	0	0	0	0
4:30	0	0	0	0	0	0	0	0	0	0	0	0	0	0
4:45	0	0	0	0	0	0	0	0	0	0	0	0	0	0
5:00	0	0	1	2	0	0	0	0	0	0	0	0	0	3
5:15	0	0	1	0	0	0	0	0	0	0	0	0	0	1
5:30	0	0	0	1	1	0	0	0	0	0	0	0	0	2
5:45	0	0	0	0	0	0	0	0	0	0	0	0	0	0
6:00	0	0	0	1	1	0	1	0	0	0	0	0	0	3
6:15	0	0	0	0	1	0	0	0	0	0	0	0	0	1
6:30	0	0	0	2	0	1	0	0	0	0	0	0	0	3
6:45	1	0	0	1	2	1	0	0	0	0	0	0	0	5
7:00	0	0	2	1	0	0	1	0	0	0	0	0	0	4
7:15	0	0	0	3	2	1	0	0	0	0	0	0	0	6
7:30	0	0	0	3	6	1	0	0	0	0	0	0	0	10
7:45	0	0	0	2	7	5	2	0	0	0	0	0	0	16
8:00	0	0	0	3	5	2	0	0	0	0	0	0	0	10
8:15	0	0	6	2	3	2	0	1	0	0	0	0	0	14
8:30	0	0	1	2	5	5	0	1	0	0	0	0	0	14
8:45	1	1	0	0	3	1	1	0	0	0	0	0	0	7
9:00	0	0	0	2	9	1	0	0	0	0	0	0	0	12
9:15	0	0	2	2	4	1	0	0	0	0	0	0	0	9
9:30	0	0	1	4	4	1	0	0	0	0	0	0	0	10
9:45	0	1	1	3	3	0	0	0	0	0	0	0	0	8
10:00	0	0	1	2	1	0	0	0	0	0	0	0	0	4
10:15	0	0	1	2	1	0	2	0	0	0	0	0	0	6
10:30	0	0	2	5	4	1	0	0	0	0	0	0	0	12
10:45	0	1	0	2	1	0	0	1	0	0	0	0	0	5
11:00	0	0	2	1	1	1	0	1	0	0	0	0	0	6
11:15	0	0	1	3	3	3	0	0	0	0	0	0	0	10
11:30	1	0	2	6	2	0	0	0	0	0	0	0	0	11
11:45	0	0	0	3	1	4	1	0	0	0	0	0	0	9
12:00 PM	1	0	3	1	3	1	0	0	0	0	0	0	0	9
12:15	0	0	2	5	6	2	0	0	0	0	0	0	0	15
12:30	0	0	5	3	4	0	0	0	0	0	0	0	0	12
12:45	1	0	2	3	2	1	0	0	0	0	0	0	0	9
13:00	0	0	0	4	0	0	0	0	0	0	0	0	0	4
13:15	0	0	1	1	2	2	0	0	0	0	0	0	0	6
13:30	1	1	1	7	2	0	0	0	0	0	0	0	0	12
13:45	3	4	3	7	3	1	0	0	0	0	0	0	0	21
14:00	1	0	1	13	1	3	1	0	0	0	0	0	0	20
14:15	0	0	2	6	6	6	0	1	0	0	0	0	0	21
14:30	0	2	2	8	5	4	0	0	0	0	0	0	0	21
14:45	0	3	0	3	10	5	0	0	0	0	0	0	0	21
15:00	0	0	1	3	6	3	1	0	0	0	0	0	0	14
15:15	0	0	2	2	7	2	2	0	0	0	0	0	0	15
15:30	1	3	3	3	2	1	0	0	0	0	0	0	0	13
15:45	0	1	3	2	3	3	0	0	0	0	0	0	0	12
16:00	0	0	3	2	5	0	0	0	0	0	0	0	0	10
16:15	0	0	2	4	7	1	0	0	0	0	0	0	0	14
16:30	0	0	3	3	3	1	1	1	0	0	0	0	0	12
16:45	0	2	3	2	2	1	1	0	0	0	0	0	0	11
17:00	0	0	0	0	4	0	0	0	0	0	0	0	0	4
17:15	0	2	1	4	4	1	0	0	0	0	0	0	0	12
17:30	0	1	3	3	3	0	0	0	0	0	0	0	0	10
17:45	0	0	0	4	1	2	1	0	0	0	0	0	0	8
18:00	0	0	1	3	3	1	3	0	0	0	0	0	0	11
18:15	0	0	1	9	0	1	1	0	0	0	0	0	0	12
18:30	0	1	1	5	1	0	0	0	0	0	0	0	0	8
18:45	0	1	3	5	1	2	0	0	0	0	0	0	0	12
19:00	0	1	0	5	4	2	0	0	0	0	0	0	0	12
19:15	0	0	0	1	2	0	0	0	0	0	0	0	0	3
19:30	0	0	0	4	0	0	0	0	0	0	0	0	0	4
19:45	0	0	2	1	6	0	0	0	0	0	0	0	0	9
20:00	0	0	0	2	1	0	0	0	0	0	0	0	0	3
20:15	0	0	1	2	0	1	0	0	0	0	0	0	0	4
20:30	0	0	1	1	2	2	0	0	0	0	0	0	0	6
20:45	0	0	0	1	1	0	1	0	0	0	0	0	0	3
21:00	0	0	1	2	5	2	0	0	0	0	0	0	0	10
21:15	0	1	1	0	2	0	0	0	0	0	0	0	0	4
21:30	0	0	0	1	0	0	1	1	0	0	0	0	0	3
21:45	1	0	0	2	0	0	0	0	0	0	0	0	0	3
22:00	0	0	1	2	1	0	0	0	0	0	0	0	0	4
22:15	0	0	0	1	0	0	0	0	0	0	0	0	0	1
22:30	0	0	0	0	0	0	0	0	0	0	0	0	0	0
22:45	0	0	0	0	0	0	0	0	0	0	0	0	0	0
23:00	1	0	0	1	1	0	0	0	0	0	0	0	0	3
23:15	0	0	1	0	1	0	0	0	0	0	0	0	0	2
23:30	0	1	0	0	1	1	0	0	0	0	0	0	0	3
23:45	0	0	0	0	0	0	0	0	0	0	0	0	0	0
Totals	13	27	84	199	195	83	21	7						629
% of Totals	2%	4%	13%	32%	31%	13%	3%	1%						100%

AM Volumes	3	3	24	58	72	31	8	4	0	0	0	0	0	203
% AM	0%	0%	4%	9%	11%	5%	1%	1%						32%
AM Peak Hour	11:15	8:00	11:45	11:30	7:30	7:45	7:00	7:45						7:45
Volume	2	1	10	15	21	14	3	2						54
PM Volumes	10	24	60	141	123	52	13	3	0	0	0	0	0	426
% PM	2%	4%	10%	22%	20%	8%	2%	0%						68%
PM Peak Hour	13:15	13:45	12:00	13:45	14:30	14:00	17:30	13:30						13:45
Volume	5	6	12	34	28	18	5	1						83

Directional Peak Periods	AM 7-9			NOON 12-2			PM 4-6			Off Peak Volumes		
All Classes	Volume	⟷	%	Volume	⟷	%	Volume	⟷	%	Volume	⟷	%
	81	⟷	13%	88	⟷	14%	81	⟷	13%	379	⟷	60%

Street Name	Direction	Percentiles					
		15th	50th	Average	85th	95th	ADT
S Sparks St	North Bound	22	28	28	34	38	828
S Sparks St	South Bound	23	30	30	36	40	629

Prepared by National Data & Surveying Services

SPEED

S Sparks St Bet. W Olive Ave & W Oak St

Day: Tuesday
Date: 1/17/2023

City: Burbank
Project #: CA23_020030_018

Summary

Time	< 15	15 - 19	20 - 24	25 - 29	30 - 34	35 - 39	40 - 44	45 - 49	50 - 54	55 - 59	60 - 64	65 - 69	70 +	Total
0:00 AM	0	0	1	0	0	0	0	0	0	0	0	0	0	1
0:15	0	0	0	0	0	0	0	0	0	0	0	0	0	0
0:30	0	0	0	1	0	0	0	0	0	0	0	0	0	1
0:45	0	0	0	0	0	0	0	0	0	0	0	0	0	0
1:00	0	0	0	0	0	0	0	0	0	0	0	0	0	0
1:15	0	0	0	0	1	0	0	0	0	0	0	0	0	1
1:30	0	0	0	0	0	0	0	0	0	0	0	0	0	0
1:45	0	0	0	0	0	0	0	0	0	0	0	0	0	0
2:00	0	0	0	0	0	0	1	0	0	0	0	0	0	1
2:15	0	0	0	0	0	0	0	0	0	0	0	0	0	0
2:30	0	0	0	0	1	0	0	0	0	0	0	0	0	1
2:45	0	0	0	0	0	0	0	0	0	0	0	0	0	0
3:00	0	0	0	0	0	0	0	0	0	0	0	0	0	0
3:15	0	0	0	0	0	0	0	0	0	0	0	0	0	0
3:30	0	0	0	0	0	0	0	0	0	0	0	0	0	0
3:45	0	0	0	1	0	0	0	0	0	0	0	0	0	1
4:00	0	0	1	0	0	0	0	0	0	0	0	0	0	1
4:15	0	0	0	0	0	0	0	0	0	0	0	0	0	0
4:30	0	0	0	0	0	0	0	0	0	0	0	0	0	0
4:45	0	0	0	0	0	0	0	0	0	0	0	0	0	0
5:00	0	0	1	2	0	0	0	0	0	0	0	0	0	3
5:15	0	0	1	0	0	0	0	0	0	0	0	0	0	1
5:30	0	0	1	1	2	0	0	0	0	0	0	0	0	4
5:45	1	0	2	0	0	0	0	0	0	0	0	0	0	3
6:00	0	0	0	1	1	0	1	0	0	0	0	0	0	3
6:15	0	0	0	2	1	0	0	0	0	0	0	0	0	3
6:30	0	0	1	3	0	1	1	0	0	0	0	0	0	6
6:45	1	0	0	3	3	2	0	0	0	0	0	0	0	9
7:00	0	0	4	3	3	0	1	0	0	0	0	0	0	11
7:15	0	0	0	5	4	1	0	0	0	0	0	0	0	10
7:30	0	0	1	8	13	2	0	1	0	0	0	0	0	25
7:45	1	2	4	25	16	6	3	0	0	0	0	0	0	57
8:00	0	1	1	14	20	5	1	0	0	0	0	0	0	42
8:15	0	1	8	8	11	6	0	1	0	0	0	0	0	35
8:30	0	0	4	8	7	8	1	1	0	0	0	0	0	29
8:45	1	2	3	6	12	3	1	0	0	0	0	0	0	28
9:00	0	1	4	6	10	2	0	0	0	0	0	0	0	23
9:15	0	3	5	7	7	1	0	0	0	0	0	0	0	23
9:30	0	1	1	8	6	1	0	0	0	0	0	0	0	17
9:45	0	1	2	5	6	2	0	0	0	0	0	0	0	16
10:00	0	0	4	6	11	4	0	0	0	0	0	0	0	25
10:15	0	0	1	5	4	0	2	0	0	0	0	0	0	12
10:30	1	0	3	11	6	1	1	0	0	0	0	0	0	23
10:45	0	1	1	7	5	1	0	2	0	0	0	0	0	17
11:00	1	0	5	8	4	5	0	1	0	0	0	0	0	24
11:15	0	1	4	9	5	3	0	0	0	0	0	0	0	22
11:30	1	1	7	15	4	0	0	0	0	0	0	0	0	28
11:45	1	1	4	9	3	4	2	0	0	0	0	0	0	24
12:00 PM	2	1	5	5	8	1	0	0	0	0	0	0	0	22
12:15	0	0	2	11	6	2	1	0	0	0	0	0	0	22
12:30	0	0	6	4	7	1	0	0	0	0	0	0	0	18
12:45	2	1	6	8	4	1	1	0	0	0	0	0	0	23
13:00	0	1	0	8	3	0	0	0	0	0	0	0	0	12
13:15	0	0	1	6	4	4	0	0	0	0	0	0	0	15
13:30	1	1	4	12	7	0	0	0	0	0	0	0	0	25
13:45	5	4	7	13	5	3	0	0	0	0	0	0	0	37
14:00	1	0	3	14	1	6	1	0	0	0	0	0	0	26
14:15	0	3	5	18	9	7	0	1	0	0	0	0	0	43
14:30	5	10	24	21	15	4	0	0	0	0	0	0	0	79
14:45	0	4	5	17	20	5	0	0	0	0	0	0	0	51
15:00	1	0	2	5	12	5	1	0	0	0	0	0	0	26
15:15	2	0	6	6	10	4	2	0	0	0	0	0	0	30
15:30	3	4	9	11	5	1	0	0	0	0	0	0	0	33
15:45	0	1	5	5	6	6	0	0	0	0	0	0	0	23
16:00	1	0	4	3	7	5	2	0	0	0	0	0	0	22
16:15	0	1	8	9	10	1	0	0	0	0	0	0	0	29
16:30	2	1	6	7	7	2	1	1	0	0	0	0	0	27
16:45	0	2	7	13	5	2	1	0	0	0	0	0	0	30
17:00	0	1	2	5	6	2	0	0	0	0	0	0	0	16
17:15	0	3	3	9	8	1	0	0	0	0	0	0	0	24
17:30	0	2	9	5	7	0	0	0	0	0	0	0	0	23
17:45	0	0	2	11	3	2	2	0	0	0	0	0	0	20
18:00	0	0	1	9	3	2	3	0	0	0	0	0	0	18
18:15	0	1	3	17	5	3	1	0	0	0	0	0	0	30
18:30	0	2	6	11	2	1	1	0	0	0	0	0	0	23
18:45	0	1	8	7	3	2	0	0	0	0	0	0	0	21
19:00	0	1	1	5	9	2	0	0	0	0	0	0	0	18
19:15	0	2	5	5	5	0	0	0	0	0	0	0	0	17
19:30	0	1	1	7	0	0	0	0	0	0	0	0	0	9
19:45	0	1	3	4	8	1	0	0	0	0	0	0	0	17
20:00	0	0	1	2	2	1	0	0	0	0	0	0	0	6
20:15	0	0	1	5	4	1	0	0	0	0	0	0	0	11
20:30	0	0	3	3	3	2	0	0	0	0	0	0	0	11
20:45	0	0	2	2	3	2	1	0	0	0	0	0	0	10
21:00	0	0	1	5	10	2	0	0	0	0	0	0	0	18
21:15	0	1	3	1	2	0	0	0	0	0	0	0	0	7
21:30	0	0	0	4	0	0	1	1	0	0	0	0	0	6
21:45	1	0	2	3	0	1	0	0	0	0	0	0	0	7
22:00	0	0	1	2	2	0	0	0	0	0	0	0	0	5
22:15	0	0	0	1	0	0	0	0	0	0	0	0	0	1
22:30	0	1	0	1	0	0	0	0	0	0	0	0	0	2
22:45	0	0	0	0	0	0	0	0	0	0	0	0	0	0
23:00	1	1	0	1	1	0	0	0	0	0	0	0	0	4
23:15	1	1	2	0	1	0	0	0	0	0	0	0	0	5
23:30	0	1	0	0	1	1	0	0	0	0	0	0	0	3
23:45	0	1	0	1	0	0	0	0	0	0	0	0	0	2
Totals	36	71	249	509	405	144	34	9						1457
% of Totals	2%	5%	17%	35%	28%	10%	2%	1%						100%

AM Volumes	8	16	74	187	166	58	15	6	0	0	0	0	0	530
% AM	1%	1%	5%	13%	11%	4%	1%	0%						36%
AM Peak Hour	11:15	8:45	11:00	7:30	7:30	7:45	7:45	10:15						7:45
Volume	4	7	20	55	60	25	5	3						163
PM Volumes	28	55	175	322	239	86	19	3	0	0	0	0	0	927
% PM	2%	4%	12%	22%	16%	6%	1%	0%						64%
PM Peak Hour	13:45	13:45	13:45	14:00	14:30	14:00	17:45	13:30						14:00
Volume	11	17	39	70	57	22	7	1						199

Directional Peak Periods	AM 7-9			NOON 12-2			PM 4-6			Off Peak Volumes		
All Classes	Volume	⟷	%	Volume	⟷	%	Volume	⟷	%	Volume	⟷	%
	237		16%	174		12%	191		13%	855		59%

Street Name	Direction	Percentiles					
		15th	50th	Average	85th	95th	ADT
S Sparks St	Summary	22	29	29	35	39	1457

Prepared by National Data & Surveying Services

SPEED

S Sparks St Bet. W Olive Ave & W Oak St

Day: Tuesday
Date: 1/17/2023

City: Burbank
Project #: CA23_020030_018n

North Bound

Time	< 15	15 - 19	20 - 24	25 - 29	30 - 34	35 - 39	40 - 44	45 - 49	50 - 54	55 - 59	60 - 64	65 - 69	70 +	Total
0:00 AM	0	0	1	1	0	0	0	0	0	0	0	0	0	2
1:00	0	0	0	0	0	0	0	0	0	0	0	0	0	0
2:00	0	0	0	0	0	0	1	0	0	0	0	0	0	1
3:00	0	0	0	1	0	0	0	0	0	0	0	0	0	1
4:00	0	0	1	0	0	0	0	0	0	0	0	0	0	1
5:00	1	0	3	0	1	0	0	0	0	0	0	0	0	5
6:00	0	0	1	5	1	1	1	0	0	0	0	0	0	9
7:00	1	2	7	32	21	2	1	1	0	0	0	0	0	67
8:00	0	3	9	29	34	12	2	0	0	0	0	0	0	89
9:00	0	5	8	15	9	3	0	0	0	0	0	0	0	40
10:00	1	0	5	18	19	5	1	1	0	0	0	0	0	50
11:00	2	3	15	28	9	4	1	0	0	0	0	0	0	62
12:00 PM	2	2	7	16	10	1	2	0	0	0	0	0	0	40
13:00	2	1	7	20	12	4	0	0	0	0	0	0	0	46
14:00	5	12	32	40	23	4	0	0	0	0	0	0	0	116
15:00	5	1	13	17	15	7	0	0	0	0	0	0	0	58
16:00	3	2	14	21	12	7	2	0	0	0	0	0	0	61
17:00	0	3	12	19	12	2	1	0	0	0	0	0	0	49
18:00	0	2	12	22	8	4	1	0	0	0	0	0	0	49
19:00	0	4	8	10	10	1	0	0	0	0	0	0	0	33
20:00	0	0	5	6	8	3	0	0	0	0	0	0	0	22
21:00	0	0	4	8	5	1	0	0	0	0	0	0	0	18
22:00	0	1	0	1	1	0	0	0	0	0	0	0	0	3
23:00	1	3	1	1	0	0	0	0	0	0	0	0	0	6
Totals	23	44	165	310	210	61	13	2						828
% of Totals	3%	5%	20%	37%	25%	7%	2%	0%						100%

AM Volumes	5	13	50	129	94	27	7	2	0	0	0	0	0	327
% AM	1%	2%	6%	16%	11%	3%	1%	0%						39%
AM Peak Hour	11:00	9:00	11:00	7:00	8:00	8:00	8:00	7:00						8:00
Volume	2	5	15	32	34	12	2	1						89
PM Volumes	18	31	115	181	116	34	6	0	0	0	0	0	0	501
% PM	2%	4%	14%	22%	14%	4%	1%							61%
PM Peak Hour	14:00	14:00	14:00	14:00	14:00	15:00	12:00							14:00
Volume	5	12	32	40	23	7	2							116

Directional Peak Periods	AM 7-9			NOON 12-2			PM 4-6			Off Peak Volumes		
All Speeds	Volume	↔	%	Volume	↔	%	Volume	↔	%	Volume	↔	%
	156	↔	19%	86	↔	10%	110	↔	13%	476	↔	57%

Street Name	Direction	Percentiles					
		15th	50th	Average	85th	95th	ADT
S Sparks St	North Bound	22	28	28	34	38	828
S Sparks St	South Bound	23	30	30	36	40	629

Prepared by National Data & Surveying Services

SPEED

S Sparks St Bet. W Olive Ave & W Oak St

Day: Tuesday
Date: 1/17/2023

City: Burbank
Project #: CA23_020030_018s

South Bound

Time	< 15	15 - 19	20 - 24	25 - 29	30 - 34	35 - 39	40 - 44	45 - 49	50 - 54	55 - 59	60 - 64	65 - 69	70 +	Total
0:00 AM	0	0	0	0	0	0	0	0	0	0	0	0	0	**0**
1:00	0	0	0	0	1	0	0	0	0	0	0	0	0	**1**
2:00	0	0	0	0	1	0	0	0	0	0	0	0	0	**1**
3:00	0	0	0	0	0	0	0	0	0	0	0	0	0	**0**
4:00	0	0	0	0	0	0	0	0	0	0	0	0	0	**0**
5:00	0	0	2	3	1	0	0	0	0	0	0	0	0	**6**
6:00	1	0	0	4	4	2	1	0	0	0	0	0	0	**12**
7:00	0	0	2	9	15	7	3	0	0	0	0	0	0	**36**
8:00	1	1	7	7	16	10	1	2	0	0	0	0	0	**45**
9:00	0	1	4	11	20	3	0	0	0	0	0	0	0	**39**
10:00	0	1	4	11	7	1	2	1	0	0	0	0	0	**27**
11:00	1	0	5	13	7	8	1	1	0	0	0	0	0	**36**
12:00 PM	2	0	12	12	15	4	0	0	0	0	0	0	0	**45**
13:00	4	5	5	19	7	3	0	0	0	0	0	0	0	**43**
14:00	1	5	5	30	22	18	1	1	0	0	0	0	0	**83**
15:00	1	4	9	10	18	9	3	0	0	0	0	0	0	**54**
16:00	0	2	11	11	17	3	2	1	0	0	0	0	0	**47**
17:00	0	3	4	11	12	3	1	0	0	0	0	0	0	**34**
18:00	0	2	6	22	5	4	4	0	0	0	0	0	0	**43**
19:00	0	1	2	11	12	2	0	0	0	0	0	0	0	**28**
20:00	0	0	2	6	4	3	1	0	0	0	0	0	0	**16**
21:00	1	1	2	5	7	2	1	1	0	0	0	0	0	**20**
22:00	0	0	1	3	1	0	0	0	0	0	0	0	0	**5**
23:00	1	1	1	1	3	1	0	0	0	0	0	0	0	**8**
Totals	13	27	84	199	195	83	21	7						629
% of Totals	2%	4%	13%	32%	31%	13%	3%	1%						100%

AM Volumes	3	3	24	58	72	31	8	4	0	0	0	0	0	203
% AM	0%	0%	4%	9%	11%	5%	1%	1%						32%
AM Peak Hour	6:00	8:00	8:00	11:00	9:00	8:00	7:00	8:00						8:00
Volume	1	1	7	13	20	10	3	2						45
PM Volumes	10	24	60	141	123	52	13	3	0	0	0	0	0	426
% PM	2%	4%	10%	22%	20%	8%	2%	0%						68%
PM Peak Hour	13:00	13:00	12:00	14:00	14:00	14:00	18:00	14:00						14:00
Volume	4	5	12	30	22	18	4	1						83

Directional Peak Periods	**AM 7-9**			**NOON 12-2**			**PM 4-6**			**Off Peak Volumes**		
All Speeds	Volume	↔	%	Volume	↔	%	Volume	↔	%	Volume	↔	%
	81		13%	88		14%	81		13%	379		60%

Street Name	Direction	Percentiles					
		15th	50th	Average	85th	95th	ADT
S Sparks St	North Bound	22	28	28	34	38	828
S Sparks St	South Bound	23	30	30	36	40	629

Prepared by National Data & Surveying Services

SPEED

S Sparks St Bet. W Olive Ave & W Oak St

Day: Tuesday
Date: 1/17/2023

City: Burbank
Project #: CA23_020030_018

Summary

Time	< 15	15 - 19	20 - 24	25 - 29	30 - 34	35 - 39	40 - 44	45 - 49	50 - 54	55 - 59	60 - 64	65 - 69	70 +	Total
0:00 AM	0	0	1	1	0	0	0	0	0	0	0	0	0	2
1:00	0	0	0	0	1	0	0	0	0	0	0	0	0	1
2:00	0	0	0	0	1	0	1	0	0	0	0	0	0	2
3:00	0	0	0	1	0	0	0	0	0	0	0	0	0	1
4:00	0	0	1	0	0	0	0	0	0	0	0	0	0	1
5:00	1	0	5	3	2	0	0	0	0	0	0	0	0	11
6:00	1	0	1	9	5	3	2	0	0	0	0	0	0	21
7:00	1	2	9	41	36	9	4	1	0	0	0	0	0	103
8:00	1	4	16	36	50	22	3	2	0	0	0	0	0	134
9:00	0	6	12	26	29	6	0	0	0	0	0	0	0	79
10:00	1	1	9	29	26	6	3	2	0	0	0	0	0	77
11:00	3	3	20	41	16	12	2	1	0	0	0	0	0	98
12:00 PM	4	2	19	28	25	5	2	0	0	0	0	0	0	85
13:00	6	6	12	39	19	7	0	0	0	0	0	0	0	89
14:00	6	17	37	70	45	22	1	1	0	0	0	0	0	199
15:00	6	5	22	27	33	16	3	0	0	0	0	0	0	112
16:00	3	4	25	32	29	10	4	1	0	0	0	0	0	108
17:00	0	6	16	30	24	5	2	0	0	0	0	0	0	83
18:00	0	4	18	44	13	8	5	0	0	0	0	0	0	92
19:00	0	5	10	21	22	3	0	0	0	0	0	0	0	61
20:00	0	0	7	12	12	6	1	0	0	0	0	0	0	38
21:00	1	1	6	13	12	3	1	1	0	0	0	0	0	38
22:00	0	1	1	4	2	0	0	0	0	0	0	0	0	8
23:00	2	4	2	2	3	1	0	0	0	0	0	0	0	14
Totals	36	71	249	509	405	144	34	9						1457
% of Totals	2%	5%	17%	35%	28%	10%	2%	1%						100%

AM Volumes	8	16	74	187	166	58	15	6	0	0	0	0	0	530
% AM	1%	1%	5%	13%	11%	4%	1%	0%						36%
AM Peak Hour	11:00	9:00	11:00	7:00	8:00	8:00	7:00	8:00						8:00
Volume	3	6	20	41	50	22	4	2						134
PM Volumes	28	55	175	322	239	86	19	3	0	0	0	0	0	927
% PM	2%	4%	12%	22%	16%	6%	1%	0%						64%
PM Peak Hour	13:00	14:00	14:00	14:00	14:00	14:00	18:00	14:00						14:00
Volume	6	17	37	70	45	22	5	1						199

Directional Peak Periods	AM 7-9			NOON 12-2			PM 4-6			Off Peak Volumes		
All Speeds	Volume		%	Volume		%	Volume		%	Volume		%
	237	↔	16%	174	↔	12%	191	↔	13%	855	↔	59%

Street Name	Direction	Percentiles					
		15th	50th	Average	85th	95th	ADT
S Sparks St	Summary	22	29	29	35	39	1457

Prepared by NDS/ATD

Prepared by National Data & Surveying Services

VOLUME

S Sparks St Bet. W Olive Ave & W Oak St

Day: Tuesday
Date: 1/17/2023

City: Burbank
Project #: CA23_020030_018

DAILY TOTALS	NB	SB	EB	WB	Total
	828	629	0	0	1,457

AM Period	NB		SB		EB	WB	TOTAL		PM Period	NB		SB		EB	WB	TOTAL	
0:00	1		0		0	0	1		12:00	13		9		0	0	22	
0:15	0		0		0	0			12:15	7		15		0	0	22	
0:30	1		0		0	0	1		12:30	6		12		0	0	18	
0:45	0	2	0		0	0		2	12:45	14	40	9	45	0	0	23	85
1:00	0		0		0	0			13:00	8		4		0	0	12	
1:15	0		1		0	0	1		13:15	9		6		0	0	15	
1:30	0		0		0	0			13:30	13		12		0	0	25	
1:45	0		0	1	0	0		1	13:45	16	46	21	43	0	0	37	89
2:00	1		0		0	0	1		14:00	6		20		0	0	26	
2:15	0		0		0	0			14:15	22		21		0	0	43	
2:30	0		1		0	0	1		14:30	58		21		0	0	79	
2:45	0	1	0	1	0	0		2	14:45	30	116	21	83	0	0	51	199
3:00	0		0		0	0			15:00	12		14		0	0	26	
3:15	0		0		0	0			15:15	15		15		0	0	30	
3:30	0		0		0	0			15:30	20		13		0	0	33	
3:45	1	1	0		0	0	1	1	15:45	11	58	12	54	0	0	23	112
4:00	1		0		0	0	1		16:00	12		10		0	0	22	
4:15	0		0		0	0			16:15	15		14		0	0	29	
4:30	0		0		0	0			16:30	15		12		0	0	27	
4:45	0	1	0		0	0		1	16:45	19	61	11	47	0	0	30	108
5:00	0		3		0	0	3		17:00	12		4		0	0	16	
5:15	0		1		0	0	1		17:15	12		12		0	0	24	
5:30	2		2		0	0	4		17:30	13		10		0	0	23	
5:45	3	5	0	6	0	0	3	11	17:45	12	49	8	34	0	0	20	83
6:00	0		3		0	0	3		18:00	7		11		0	0	18	
6:15	2		1		0	0	3		18:15	18		12		0	0	30	
6:30	3		3		0	0	6		18:30	15		8		0	0	23	
6:45	4	9	5	12	0	0	9	21	18:45	9	49	12	43	0	0	21	92
7:00	7		4		0	0	11		19:00	6		12		0	0	18	
7:15	4		6		0	0	10		19:15	14		3		0	0	17	
7:30	15		10		0	0	25		19:30	5		4		0	0	9	
7:45	41	67	16	36	0	0	57	103	19:45	8	33	9	28	0	0	17	61
8:00	32		10		0	0	42		20:00	3		3		0	0	6	
8:15	21		14		0	0	35		20:15	7		4		0	0	11	
8:30	15		14		0	0	29		20:30	5		6		0	0	11	
8:45	21	89	7	45	0	0	28	134	20:45	7	22	3	16	0	0	10	38
9:00	11		12		0	0	23		21:00	8		10		0	0	18	
9:15	14		9		0	0	23		21:15	3		4		0	0	7	
9:30	7		10		0	0	17		21:30	3		3		0	0	6	
9:45	8	40	8	39	0	0	16	79	21:45	4	18	3	20	0	0	7	38
10:00	21		4		0	0	25		22:00	1		4		0	0	5	
10:15	6		6		0	0	12		22:15	0		1		0	0	1	
10:30	11		12		0	0	23		22:30	2		0		0	0	2	
10:45	12	50	5	27	0	0	17	77	22:45	0	3	0	5	0	0		8
11:00	18		6		0	0	24		23:00	1		3		0	0	4	
11:15	12		10		0	0	22		23:15	3		2		0	0	5	
11:30	17		11		0	0	28		23:30	0		3		0	0	3	
11:45	15	62	9	36	0	0	24	98	23:45	2	6	0	8	0	0	2	14
TOTALS		327		203				530	TOTALS		501		426				927
SPLIT %		61.7%		38.3%				36.4%	SPLIT %		54.0%		46.0%				63.6%

DAILY TOTALS	NB	SB	EB	WB	Total
	828	629	0	0	1,457

AM Peak Hour	7:30	7:45			7:45	PM Peak Hour	14:15	13:45			14:00
AM Pk Volume	109	54			163	PM Pk Volume	122	83			199
Pk Hr Factor	0.665	0.844			0.715	Pk Hr Factor	0.526	0.988			0.630
7 - 9 Volume	156	81	0	0	237	4 - 6 Volume	110	81	0	0	191
7 - 9 Peak Hour	7:30	7:45			7:45	4 - 6 Peak Hour	16:00	16:00			16:00
7 - 9 Pk Volume	109	54	0	0	163	4 - 6 Pk Volume	61	47	0	0	108
Pk Hr Factor	0.665	0.844	0.000	0.000	0.715	Pk Hr Factor	0.803	0.839	0.000	0.000	0.900

Prepared by NDS/ATD

Project #: CA23_020030_018 **City:** Burbank

Location: S Sparks St Bet. W Olive Ave & W Oak St **Date:** 1/17/2023

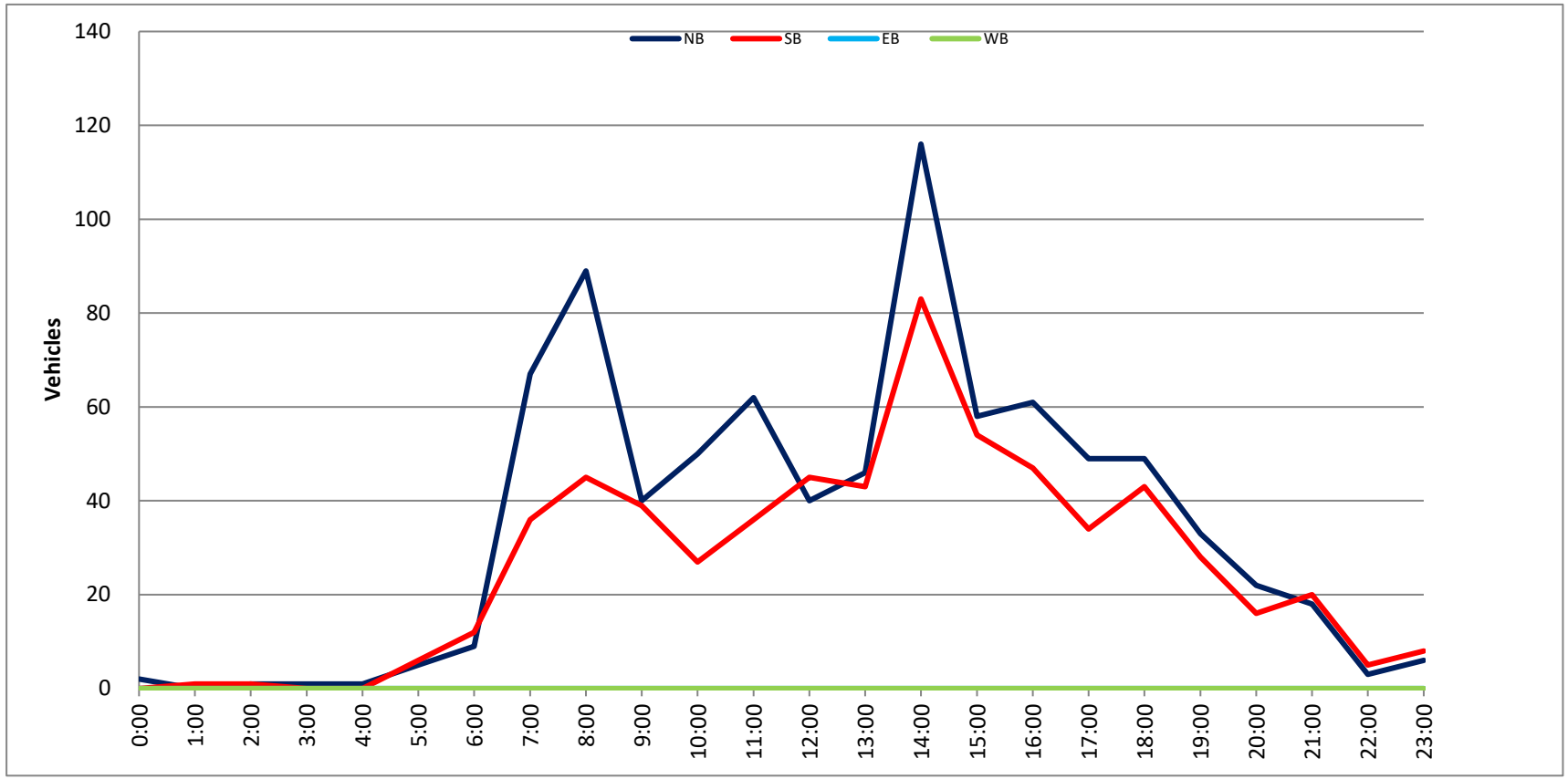

Prepared by National Data & Surveying Services

SPEED

S Sparks St Bet. W Olive Ave & W Oak St

Day: Wednesday
Date: 1/18/2023

City: Burbank
Project #: CA23_020030_018n

North Bound

Time	< 15	15 - 19	20 - 24	25 - 29	30 - 34	35 - 39	40 - 44	45 - 49	50 - 54	55 - 59	60 - 64	65 - 69	70 +	Total
0:00 AM	0	0	0	0	0	1	0	0	0	0	0	0	0	1
0:15	0	0	1	0	0	0	0	0	0	0	0	0	0	1
0:30	0	0	0	0	0	0	0	0	0	0	0	0	0	0
0:45	0	0	0	1	0	0	0	0	0	0	0	0	0	1
1:00	0	0	0	0	0	0	0	0	0	0	0	0	0	0
1:15	0	0	0	0	0	0	0	0	0	0	0	0	0	0
1:30	0	0	2	1	0	0	0	0	0	0	0	0	0	3
1:45	0	0	0	0	0	0	0	0	0	0	0	0	0	0
2:00	0	0	0	0	0	0	0	0	0	0	0	0	0	0
2:15	0	0	0	0	0	0	0	0	0	0	0	0	0	0
2:30	0	1	0	1	0	0	0	0	0	0	0	0	0	2
2:45	0	0	0	0	0	0	0	0	0	0	0	0	0	0
3:00	0	0	0	0	0	0	0	0	0	0	0	0	0	0
3:15	0	0	0	0	0	0	0	0	0	0	0	0	0	0
3:30	0	0	0	0	0	0	0	0	0	0	0	0	0	0
3:45	0	0	0	0	0	0	0	0	0	0	0	0	0	0
4:00	0	0	0	0	0	0	0	0	0	0	0	0	0	0
4:15	0	0	0	0	0	0	0	0	0	0	0	0	0	0
4:30	0	0	0	0	0	0	0	0	0	0	0	0	0	0
4:45	0	0	0	0	0	0	0	0	0	0	0	0	0	0
5:00	0	0	1	0	0	0	0	0	0	0	0	0	0	1
5:15	0	0	0	0	0	0	0	0	0	0	0	0	0	0
5:30	1	0	0	0	0	0	0	0	0	0	0	0	0	1
5:45	0	0	0	0	1	0	0	0	0	0	0	0	0	1
6:00	1	0	2	2	2	0	0	0	0	0	0	0	0	7
6:15	0	0	0	1	0	0	0	0	0	0	0	0	0	1
6:30	0	0	0	0	0	0	0	0	0	0	0	0	0	0
6:45	0	0	1	1	2	1	2	0	0	0	0	0	0	7
7:00	0	1	1	4	1	0	0	0	0	0	0	0	0	7
7:15	0	0	2	3	2	0	0	0	0	0	0	0	0	7
7:30	1	0	2	6	4	1	0	0	0	0	0	0	0	14
7:45	0	1	14	10	1	1	0	0	0	0	0	0	0	27
8:00	0	1	3	7	8	8	0	0	0	0	0	0	0	27
8:15	0	3	2	7	10	1	1	0	0	0	0	0	0	24
8:30	0	0	1	3	2	2	0	0	0	0	0	0	0	8
8:45	0	1	1	8	3	0	1	0	0	0	0	0	0	14
9:00	0	0	2	2	3	0	0	0	0	0	0	0	0	7
9:15	0	0	2	2	0	2	0	0	0	0	0	0	0	6
9:30	0	2	3	3	2	0	0	0	0	0	0	0	0	10
9:45	0	0	0	4	3	1	0	0	0	0	0	0	0	8
10:00	0	0	2	2	3	2	0	0	0	0	0	0	0	9
10:15	0	1	3	7	3	1	0	0	0	0	0	0	0	15
10:30	0	1	3	1	3	3	0	0	0	0	0	0	0	11
10:45	1	1	1	3	3	2	0	0	0	0	0	0	0	11
11:00	0	0	2	5	3	2	0	0	0	0	0	0	0	12
11:15	0	2	3	3	4	0	0	0	0	0	0	0	0	12
11:30	0	1	1	4	4	1	0	0	0	0	0	0	0	11
11:45	0	0	7	2	2	0	1	0	0	0	0	0	0	12
12:00 PM	2	0	3	4	2	0	0	0	0	0	0	0	0	11
12:15	0	1	1	11	1	1	0	0	0	0	0	0	0	15
12:30	2	1	4	3	0	1	0	0	0	0	0	0	0	11
12:45	1	0	4	3	5	1	1	0	0	0	0	0	0	15
13:00	0	0	3	3	2	0	0	0	0	0	0	0	0	8
13:15	0	0	2	6	2	0	0	0	0	0	0	0	0	10
13:30	0	1	1	8	5	1	0	0	0	0	0	0	0	16
13:45	1	0	2	6	3	2	0	0	0	0	0	0	0	14
14:00	0	0	2	8	4	2	0	0	0	0	0	0	0	16
14:15	0	2	3	4	4	0	2	0	0	0	0	0	0	15
14:30	2	1	2	3	4	1	1	0	0	0	0	0	0	14
14:45	1	1	4	6	7	0	0	0	0	0	0	0	0	19
15:00	0	0	3	9	7	1	1	0	0	0	0	0	0	21
15:15	1	1	19	17	8	0	0	0	0	0	0	0	0	46
15:30	0	0	4	6	4	1	0	0	0	0	0	0	0	15
15:45	0	3	7	7	2	2	0	0	0	0	0	0	0	21
16:00	0	0	6	6	6	3	0	0	0	0	0	0	0	21
16:15	0	1	6	5	4	3	1	0	0	0	0	0	0	20
16:30	0	1	5	4	6	1	0	0	0	0	0	0	0	17
16:45	0	1	6	5	4	0	0	0	0	0	0	0	0	16
17:00	0	1	1	8	6	0	0	0	0	0	0	0	0	16
17:15	0	1	3	10	3	0	0	0	0	0	0	0	0	17
17:30	0	3	5	4	1	1	0	0	0	0	0	0	0	14
17:45	1	4	5	5	2	0	0	0	0	0	0	0	0	17
18:00	0	0	6	8	1	0	0	0	0	0	0	0	0	15
18:15	0	3	2	4	1	0	0	0	0	0	0	0	0	10
18:30	0	1	1	8	1	1	0	0	0	0	0	0	0	12
18:45	1	2	2	2	2	1	0	0	0	0	0	0	0	10
19:00	0	2	1	4	1	0	0	0	0	0	0	0	0	8
19:15	0	2	1	3	0	0	0	0	0	0	0	0	0	6
19:30	0	1	1	1	1	1	0	0	0	0	0	0	0	5
19:45	0	1	3	2	3	0	0	0	0	0	0	0	0	9
20:00	0	0	1	1	3	0	0	0	0	0	0	0	0	5
20:15	0	0	1	2	1	2	0	0	0	0	0	0	0	6
20:30	0	1	1	1	1	1	0	0	0	0	0	0	0	5
20:45	0	0	2	3	0	1	0	0	0	0	0	0	0	6
21:00	0	0	0	1	0	1	0	0	0	0	0	0	0	2
21:15	0	0	2	1	0	0	2	0	0	0	0	0	0	5
21:30	0	1	0	1	1	0	0	0	0	0	0	0	0	3
21:45	0	0	0	0	1	0	0	0	0	0	0	0	0	1
22:00	0	0	0	0	1	0	0	0	0	0	0	0	0	1
22:15	0	0	0	0	2	0	0	0	0	0	0	0	0	2
22:30	0	0	1	2	1	0	0	0	0	0	0	0	0	4
22:45	1	0	0	0	0	0	0	0	0	0	0	0	0	1
23:00	0	0	0	0	0	0	0	0	0	0	0	0	0	0
23:15	0	0	1	1	0	1	0	0	0	0	0	0	0	3
23:30	0	0	0	0	0	0	0	0	0	0	0	0	0	0
23:45	0	0	2	0	0	0	0	0	0	0	0	0	0	2
Totals	17	53	191	289	182	59	13							804
% of Totals	2%	7%	24%	36%	23%	7%	2%							100%

AM Volumes	4	16	62	93	69	29	5	0	0	0	0	0	0	278
% AM	0%	2%	8%	12%	9%	4%	1%							35%
AM Peak Hour	11:45	7:30	7:15	7:30	7:30	7:45	6:00							7:30
Volume	4	5	21	30	23	12	2							92
PM Volumes	13	37	129	196	113	30	8	0	0	0	0	0	0	526
% PM	2%	5%	16%	24%	14%	4%	1%							65%
PM Peak Hour	12:00	17:30	15:15	15:00	14:30	15:30	14:15							15:00
Volume	5	10	36	39	26	9	4							103

Directional Peak Periods	AM 7-9			NOON 12-2			PM 4-6			Off Peak Volumes		
All Classes	Volume	⟷	%	Volume	⟷	%	Volume	⟷	%	Volume	⟷	%
	128		16%	100		12%	138		17%	438		54%

Street Name	Direction	Percentiles					
		15th	50th	Average	85th	95th	ADT
S Sparks St	North Bound	21	27	27	34	38	804
S Sparks St	South Bound	23	30	29	36	39	639

Prepared by National Data & Surveying Services

SPEED

S Sparks St Bet. W Olive Ave & W Oak St

Day: Wednesday
Date: 1/18/2023

City: Burbank
Project #: CA23_020030_018s

South Bound

Time	< 15	15 - 19	20 - 24	25 - 29	30 - 34	35 - 39	40 - 44	45 - 49	50 - 54	55 - 59	60 - 64	65 - 69	70 +	Total
0:00 AM	0	1	0	0	0	0	0	0	0	0	0	0	0	1
0:15	0	0	1	0	0	0	0	0	0	0	0	0	0	1
0:30	0	0	0	0	1	0	0	0	0	0	0	0	0	1
0:45	0	0	0	0	0	0	0	0	0	0	0	0	0	0
1:00	0	0	0	0	0	0	0	0	0	0	0	0	0	0
1:15	0	0	0	0	0	0	0	0	0	0	0	0	0	0
1:30	0	0	0	1	0	0	0	0	0	0	0	0	0	1
1:45	0	0	0	0	0	0	0	0	0	0	0	0	0	0
2:00	0	0	0	1	0	0	0	0	0	0	0	0	0	1
2:15	0	0	0	0	1	0	0	0	0	0	0	0	0	1
2:30	0	0	0	0	0	0	0	0	0	0	0	0	0	0
2:45	0	0	0	0	1	0	0	0	0	0	0	0	0	1
3:00	0	0	0	0	0	0	0	0	0	0	0	0	0	0
3:15	0	0	0	1	0	0	0	0	0	0	0	0	0	1
3:30	0	0	0	0	1	0	0	0	0	0	0	0	0	1
3:45	0	0	0	0	0	0	0	0	0	0	0	0	0	0
4:00	0	0	0	0	0	0	0	0	0	0	0	0	0	0
4:15	0	0	0	0	0	0	0	0	0	0	0	0	0	0
4:30	0	0	0	0	0	0	0	0	0	0	0	0	0	0
4:45	0	0	0	0	0	1	0	0	0	0	0	0	0	1
5:00	0	0	1	0	0	0	0	0	0	0	0	0	0	1
5:15	0	0	0	0	0	0	0	0	0	0	0	0	0	0
5:30	0	0	1	0	0	0	0	0	0	0	0	0	0	1
5:45	0	0	0	0	0	1	0	0	0	0	0	0	0	1
6:00	0	0	1	2	0	0	0	0	0	0	0	0	0	3
6:15	0	0	0	1	1	0	0	0	0	0	0	0	0	2
6:30	0	0	0	0	3	1	0	0	0	0	0	0	0	4
6:45	0	0	0	2	0	0	0	0	0	0	0	0	0	2
7:00	0	0	1	2	0	1	0	0	0	0	0	0	0	4
7:15	0	0	2	1	1	3	0	0	0	0	0	0	0	7
7:30	0	0	1	3	7	1	0	0	0	0	0	0	0	12
7:45	1	0	0	10	8	1	0	0	0	0	0	0	0	20
8:00	0	0	1	5	1	3	2	0	0	0	0	0	0	12
8:15	0	1	1	4	5	0	0	0	0	0	0	0	0	11
8:30	0	0	2	1	2	5	0	0	0	0	0	0	0	10
8:45	0	0	1	2	7	1	0	0	0	0	0	0	0	11
9:00	0	0	0	0	0	0	0	0	0	0	0	0	0	0
9:15	0	1	3	3	2	2	1	0	0	0	0	0	0	12
9:30	0	0	0	1	5	1	0	0	0	0	0	0	0	7
9:45	0	0	1	0	6	0	1	1	0	0	0	0	0	9
10:00	0	0	0	8	2	1	0	0	0	0	0	0	0	11
10:15	0	0	3	0	1	1	0	0	0	0	0	0	0	5
10:30	0	1	3	3	0	1	0	0	0	0	0	0	0	8
10:45	0	2	2	4	1	2	0	0	0	0	0	0	0	11
11:00	0	0	2	5	1	1	0	0	0	0	0	0	0	9
11:15	3	1	1	4	1	0	0	0	0	0	0	0	0	10
11:30	0	2	4	1	3	3	0	0	0	0	0	0	0	13
11:45	0	2	1	4	2	2	0	0	0	0	0	0	0	11
12:00 PM	0	0	0	2	3	1	0	0	0	0	0	0	0	6
12:15	0	0	0	4	4	1	0	0	0	0	0	0	0	9
12:30	0	0	2	5	6	1	0	0	0	0	0	0	0	14
12:45	0	0	1	4	5	1	1	0	0	0	0	0	0	12
13:00	0	0	3	7	3	1	1	0	0	0	0	0	0	15
13:15	0	0	1	3	3	1	0	0	0	0	0	0	0	8
13:30	4	0	0	4	3	1	0	0	0	0	0	0	0	8
13:45	0	1	2	3	4	2	0	1	0	0	0	0	0	13
14:00	0	0	2	4	4	2	0	0	0	0	0	0	0	12
14:15	0	0	5	2	4	1	0	0	0	0	0	0	0	12
14:30	0	0	1	6	3	3	0	0	0	0	0	0	0	13
14:45	0	2	1	6	6	4	2	0	0	0	0	0	0	21
15:00	0	1	3	9	8	5	0	0	0	0	0	0	0	26
15:15	0	0	2	4	6	1	1	0	0	0	0	0	0	14
15:30	0	0	1	4	6	0	1	0	0	0	0	0	0	12
15:45	0	0	2	2	3	3	0	0	0	0	0	0	0	10
16:00	0	0	1	6	3	1	0	1	0	0	0	0	0	12
16:15	0	0	3	6	2	1	1	0	0	0	0	0	0	13
16:30	0	0	1	2	2	4	0	0	0	0	0	0	0	9
16:45	0	1	1	2	8	4	0	0	0	0	0	0	0	16
17:00	0	1	0	4	7	2	1	0	0	0	0	0	0	15
17:15	0	0	5	0	1	2	0	0	0	0	0	0	0	8
17:30	0	0	4	3	6	0	0	0	0	0	0	0	0	13
17:45	1	0	2	4	2	0	1	0	0	0	0	0	0	10
18:00	0	0	3	2	5	0	0	0	0	0	0	0	0	10
18:15	0	0	2	5	1	0	2	0	0	0	0	0	0	10
18:30	0	0	3	3	0	1	0	0	0	0	0	0	0	7
18:45	0	2	1	4	4	0	0	0	0	0	0	0	0	11
19:00	0	0	2	1	1	0	0	0	0	0	0	0	0	4
19:15	0	2	4	2	2	0	0	0	0	0	0	0	0	10
19:30	1	1	2	2	2	1	1	0	0	0	0	0	0	10
19:45	0	0	1	7	2	0	0	0	0	0	0	0	0	10
20:00	0	0	1	0	6	0	0	0	0	0	0	0	0	7
20:15	0	1	1	1	1	0	0	0	0	0	0	0	0	4
20:30	0	0	0	2	0	1	1	0	0	0	0	0	0	4
20:45	0	0	3	2	1	1	0	0	0	0	0	0	0	7
21:00	1	0	0	1	1	0	0	0	0	0	0	0	0	3
21:15	0	0	2	0	1	1	0	0	0	0	0	0	0	4
21:30	0	0	0	2	0	4	0	0	0	0	0	0	0	6
21:45	1	0	1	1	1	2	0	0	0	0	0	0	0	6
22:00	0	0	0	3	0	0	0	0	0	0	0	0	0	3
22:15	0	0	1	1	0	0	0	0	0	0	0	0	0	2
22:30	0	0	0	0	0	1	0	0	0	0	0	0	0	1
22:45	0	1	0	0	0	0	0	0	0	0	0	0	0	1
23:00	0	0	0	0	0	0	0	1	0	0	0	0	0	1
23:15	0	0	0	0	0	0	0	0	0	0	0	0	0	0
23:30	0	0	0	0	0	0	0	0	0	0	0	0	0	0
23:45	0	0	0	0	0	0	0	0	0	0	0	0	0	0
Totals	8	24	103	204	193	86	17	4						639
% of Totals	1%	4%	16%	32%	30%	13%	3%	1%						100%

AM Volumes	4	11	33	69	63	32	4	1	0	0	0	0	0	217
% AM	1%	2%	5%	11%	10%	5%	1%	0%						34%
AM Peak Hour	10:30	10:45	10:15	7:30	7:30	7:45	7:15	9:00						7:30
Volume	3	5	10	22	21	9	2	1						55
PM Volumes	4	13	70	135	130	54	13	3	0	0	0	0	0	422
% PM	1%	2%	11%	21%	20%	8%	2%	0%						66%
PM Peak Hour	21:00	18:45	17:15	14:30	14:45	14:15	14:45	13:00						14:30
Volume	2	5	14	25	26	13	4	1						74

Directional Peak Periods	AM 7-9			NOON 12-2			PM 4-6			Off Peak Volumes		
All Classes	Volume	⟷	%	Volume	⟷	%	Volume	⟷	%	Volume	⟷	%
	87	⟷	14%	85	⟷	13%	96	⟷	15%	371	⟷	58%

Street Name	Direction	Percentiles					
		15th	50th	Average	85th	95th	ADT
S Sparks St	North Bound	21	27	27	34	38	804
S Sparks St	South Bound	23	30	29	36	39	639

Prepared by National Data & Surveying Services

SPEED

S Sparks St Bet. W Olive Ave & W Oak St

Day: Wednesday
Date: 1/18/2023

City: Burbank
Project #: CA23_020030_018

Summary

Time	< 15	15 - 19	20 - 24	25 - 29	30 - 34	35 - 39	40 - 44	45 - 49	50 - 54	55 - 59	60 - 64	65 - 69	70 +	Total
0:00 AM	0	1	0	0	0	1	0	0	0	0	0	0	0	2
0:15	0	0	2	0	0	0	0	0	0	0	0	0	0	2
0:30	0	0	0	0	1	0	0	0	0	0	0	0	0	1
0:45	0	0	0	1	0	0	0	0	0	0	0	0	0	1
1:00	0	0	0	0	0	0	0	0	0	0	0	0	0	0
1:15	0	0	0	0	0	0	0	0	0	0	0	0	0	0
1:30	0	0	2	2	0	0	0	0	0	0	0	0	0	4
1:45	0	0	0	0	0	0	0	0	0	0	0	0	0	0
2:00	0	0	0	1	0	0	0	0	0	0	0	0	0	1
2:15	0	0	0	0	1	0	0	0	0	0	0	0	0	1
2:30	0	1	0	1	0	0	0	0	0	0	0	0	0	2
2:45	0	0	0	0	1	0	0	0	0	0	0	0	0	1
3:00	0	0	0	0	0	0	0	0	0	0	0	0	0	0
3:15	0	0	0	1	0	0	0	0	0	0	0	0	0	1
3:30	0	0	0	0	1	0	0	0	0	0	0	0	0	1
3:45	0	0	0	0	0	0	0	0	0	0	0	0	0	0
4:00	0	0	0	0	0	0	0	0	0	0	0	0	0	0
4:15	0	0	0	0	0	0	0	0	0	0	0	0	0	0
4:30	0	0	0	0	0	0	0	0	0	0	0	0	0	0
4:45	0	0	0	0	0	1	0	0	0	0	0	0	0	1
5:00	0	0	2	0	0	0	0	0	0	0	0	0	0	2
5:15	0	0	0	0	0	0	0	0	0	0	0	0	0	0
5:30	1	0	1	0	0	0	0	0	0	0	0	0	0	2
5:45	0	0	0	0	1	1	0	0	0	0	0	0	0	2
6:00	1	0	3	4	2	0	0	0	0	0	0	0	0	10
6:15	0	0	0	2	1	0	0	0	0	0	0	0	0	3
6:30	0	0	0	0	3	1	0	0	0	0	0	0	0	4
6:45	0	0	1	3	2	1	2	0	0	0	0	0	0	9
7:00	0	1	2	6	1	1	0	0	0	0	0	0	0	11
7:15	0	0	4	4	3	3	0	0	0	0	0	0	0	14
7:30	1	0	3	9	11	2	0	0	0	0	0	0	0	26
7:45	1	1	14	20	9	2	0	0	0	0	0	0	0	47
8:00	0	1	4	12	9	11	2	0	0	0	0	0	0	39
8:15	0	4	3	11	15	1	1	0	0	0	0	0	0	35
8:30	0	0	3	4	4	7	0	0	0	0	0	0	0	18
8:45	0	1	2	10	10	1	1	0	0	0	0	0	0	25
9:00	0	0	2	2	3	0	0	0	0	0	0	0	0	7
9:15	0	1	5	5	2	4	1	0	0	0	0	0	0	18
9:30	0	2	3	4	7	1	0	0	0	0	0	0	0	17
9:45	0	0	1	4	9	1	1	1	0	0	0	0	0	17
10:00	0	0	2	10	5	3	0	0	0	0	0	0	0	20
10:15	0	1	6	7	4	2	0	0	0	0	0	0	0	20
10:30	0	2	6	4	3	4	0	0	0	0	0	0	0	19
10:45	1	3	3	7	4	4	0	0	0	0	0	0	0	22
11:00	0	0	4	10	4	3	0	0	0	0	0	0	0	21
11:15	3	3	4	7	5	0	0	0	0	0	0	0	0	22
11:30	0	3	5	5	7	4	0	0	0	0	0	0	0	24
11:45	0	2	8	6	4	2	1	0	0	0	0	0	0	23
12:00 PM	2	0	3	6	5	1	0	0	0	0	0	0	0	17
12:15	0	1	1	15	5	2	0	0	0	0	0	0	0	24
12:30	2	1	6	8	6	2	0	0	0	0	0	0	0	25
12:45	1	0	5	7	10	2	2	0	0	0	0	0	0	27
13:00	0	0	6	10	5	1	1	0	0	0	0	0	0	23
13:15	0	0	3	9	5	1	0	0	0	0	0	0	0	18
13:30	0	1	1	12	8	2	0	0	0	0	0	0	0	24
13:45	1	1	4	9	7	4	0	1	0	0	0	0	0	27
14:00	0	0	4	12	8	4	0	0	0	0	0	0	0	28
14:15	0	2	8	6	8	1	2	0	0	0	0	0	0	27
14:30	2	1	3	9	7	4	1	0	0	0	0	0	0	27
14:45	1	3	5	12	13	4	2	0	0	0	0	0	0	40
15:00	0	1	6	18	15	6	1	0	0	0	0	0	0	47
15:15	1	1	21	21	14	1	1	0	0	0	0	0	0	60
15:30	0	0	5	10	10	1	1	0	0	0	0	0	0	27
15:45	0	3	9	9	5	5	0	0	0	0	0	0	0	31
16:00	0	0	7	12	9	4	0	1	0	0	0	0	0	33
16:15	0	1	9	11	6	4	2	0	0	0	0	0	0	33
16:30	0	1	6	6	8	5	0	0	0	0	0	0	0	26
16:45	0	2	7	7	12	4	0	0	0	0	0	0	0	32
17:00	0	2	1	12	13	2	1	0	0	0	0	0	0	31
17:15	0	1	8	10	4	2	0	0	0	0	0	0	0	25
17:30	0	3	9	7	7	1	0	0	0	0	0	0	0	27
17:45	2	4	7	9	4	0	1	0	0	0	0	0	0	27
18:00	0	0	9	10	6	0	0	0	0	0	0	0	0	25
18:15	0	3	4	9	2	0	2	0	0	0	0	0	0	20
18:30	0	1	4	11	1	2	0	0	0	0	0	0	0	19
18:45	1	4	3	6	6	1	0	0	0	0	0	0	0	21
19:00	0	2	3	5	2	0	0	0	0	0	0	0	0	12
19:15	0	4	5	5	2	0	0	0	0	0	0	0	0	16
19:30	1	2	3	3	3	2	1	0	0	0	0	0	0	15
19:45	0	1	4	9	5	0	0	0	0	0	0	0	0	19
20:00	0	0	2	1	9	0	0	0	0	0	0	0	0	12
20:15	0	1	2	3	2	2	0	0	0	0	0	0	0	10
20:30	0	1	1	3	1	2	1	0	0	0	0	0	0	9
20:45	0	0	5	5	1	2	0	0	0	0	0	0	0	13
21:00	1	0	0	2	1	1	0	0	0	0	0	0	0	5
21:15	0	0	4	1	1	1	2	0	0	0	0	0	0	9
21:30	0	1	0	3	1	4	0	0	0	0	0	0	0	9
21:45	1	0	1	1	2	2	0	0	0	0	0	0	0	7
22:00	0	0	0	3	1	0	0	0	0	0	0	0	0	4
22:15	0	0	1	1	2	0	0	0	0	0	0	0	0	4
22:30	0	0	1	2	1	1	0	0	0	0	0	0	0	5
22:45	1	1	0	0	0	0	0	0	0	0	0	0	0	2
23:00	0	0	0	0	0	0	0	1	0	0	0	0	0	1
23:15	0	0	1	1	0	1	0	0	0	0	0	0	0	3
23:30	0	0	0	0	0	0	0	0	0	0	0	0	0	0
23:45	0	0	2	0	0	0	0	0	0	0	0	0	0	2
Totals	25	77	294	493	375	145	30	4						1443
% of Totals	2%	5%	20%	34%	26%	10%	2%	0%						100%

AM Volumes	8	27	95	162	132	61	9	1	0	0	0	0	0	495
% AM	1%	2%	7%	11%	9%	4%	1%	0%						34%
AM Peak Hour	11:15	10:45	7:15	7:30	7:30	7:45	8:00	9:00						7:30
Volume	5	9	25	52	44	21	4	1						147
PM Volumes	17	50	199	331	243	84	21	3	0	0	0	0	0	948
% PM	1%	3%	14%	23%	17%	6%	1%	0%						66%
PM Peak Hour	12:00	18:45	15:15	14:45	14:45	15:45	14:15	13:00						14:30
Volume	5	12	42	61	52	18	6	1						174

Directional Peak Periods	AM 7-9			NOON 12-2			PM 4-6			Off Peak Volumes		
All Classes	Volume	⟷	%	Volume	⟷	%	Volume	⟷	%	Volume	⟷	%
	215		15%	185		13%	234		16%	809		56%

Street Name	Direction	Percentiles					
		15th	50th	Average	85th	95th	ADT
S Sparks St	Summary	22	28	28	35	39	1443

Prepared by National Data & Surveying Services

SPEED

S Sparks St Bet. W Olive Ave & W Oak St

Day: Wednesday
Date: 1/18/2023

City: Burbank
Project #: CA23_020030_018n

North Bound

Time	< 15	15 - 19	20 - 24	25 - 29	30 - 34	35 - 39	40 - 44	45 - 49	50 - 54	55 - 59	60 - 64	65 - 69	70 +	Total
0:00 AM	0	0	1	1	0	1	0	0	0	0	0	0	0	3
1:00	0	0	2	1	0	0	0	0	0	0	0	0	0	3
2:00	0	1	0	1	0	0	0	0	0	0	0	0	0	2
3:00	0	0	0	0	0	0	0	0	0	0	0	0	0	0
4:00	0	0	0	0	0	0	0	0	0	0	0	0	0	0
5:00	1	0	1	0	1	0	0	0	0	0	0	0	0	3
6:00	1	0	3	4	4	1	2	0	0	0	0	0	0	15
7:00	1	2	19	23	8	2	0	0	0	0	0	0	0	55
8:00	0	5	7	25	23	11	2	0	0	0	0	0	0	73
9:00	0	2	7	11	8	3	0	0	0	0	0	0	0	31
10:00	1	3	9	13	12	8	0	0	0	0	0	0	0	46
11:00	0	3	13	14	13	3	1	0	0	0	0	0	0	47
12:00 PM	5	2	12	21	8	3	1	0	0	0	0	0	0	52
13:00	1	1	8	23	12	3	0	0	0	0	0	0	0	48
14:00	3	4	11	21	19	3	3	0	0	0	0	0	0	64
15:00	1	4	33	39	21	4	1	0	0	0	0	0	0	103
16:00	0	3	23	20	20	7	1	0	0	0	0	0	0	74
17:00	1	9	14	27	12	1	0	0	0	0	0	0	0	64
18:00	1	6	11	22	5	2	0	0	0	0	0	0	0	47
19:00	0	6	6	10	5	1	0	0	0	0	0	0	0	28
20:00	0	1	5	7	5	4	0	0	0	0	0	0	0	22
21:00	0	1	2	3	2	1	2	0	0	0	0	0	0	11
22:00	1	0	1	2	4	0	0	0	0	0	0	0	0	8
23:00	0	0	3	1	0	1	0	0	0	0	0	0	0	5
Totals	17	53	191	289	182	59	13							804
% of Totals	2%	7%	24%	36%	23%	7%	2%							100%

AM Volumes	4	16	62	93	69	29	5	0	0	0	0	0	0	278
% AM	0%	2%	8%	12%	9%	4%	1%							35%
AM Peak Hour	5:00	8:00	7:00	8:00	8:00	8:00	6:00							8:00
Volume	1	5	19	25	23	11	2							73
PM Volumes	13	37	129	196	113	30	8	0	0	0	0	0	0	526
% PM	2%	5%	16%	24%	14%	4%	1%							65%
PM Peak Hour	12:00	17:00	15:00	15:00	15:00	16:00	14:00							15:00
Volume	5	9	33	39	21	7	3							103

Directional Peak Periods	AM 7-9			NOON 12-2			PM 4-6			Off Peak Volumes		
All Speeds	Volume		%	Volume		%	Volume		%	Volume		%
	128	↔	16%	100	↔	12%	138	↔	17%	438	↔	54%

Street Name	Direction	Percentiles					
		15th	50th	Average	85th	95th	ADT
S Sparks St	North Bound	21	27	27	34	38	804
S Sparks St	South Bound	23	30	29	36	39	639

Prepared by National Data & Surveying Services

SPEED

S Sparks St Bet. W Olive Ave & W Oak St

Day: Wednesday
Date: 1/18/2023

City: Burbank
Project #: CA23_020030_018s

South Bound

Time	< 15	15 - 19	20 - 24	25 - 29	30 - 34	35 - 39	40 - 44	45 - 49	50 - 54	55 - 59	60 - 64	65 - 69	70 +	Total
0:00 AM	0	1	1	0	1	0	0	0	0	0	0	0	0	3
1:00	0	0	0	1	0	0	0	0	0	0	0	0	0	1
2:00	0	0	0	1	2	0	0	0	0	0	0	0	0	3
3:00	0	0	0	1	1	0	0	0	0	0	0	0	0	2
4:00	0	0	0	0	0	1	0	0	0	0	0	0	0	1
5:00	0	0	2	0	0	1	0	0	0	0	0	0	0	3
6:00	0	0	1	5	4	1	0	0	0	0	0	0	0	11
7:00	1	0	4	16	16	6	0	0	0	0	0	0	0	43
8:00	0	1	5	12	15	9	2	0	0	0	0	0	0	44
9:00	0	1	4	4	13	3	2	1	0	0	0	0	0	28
10:00	0	3	8	15	4	5	0	0	0	0	0	0	0	35
11:00	3	5	8	14	7	6	0	0	0	0	0	0	0	43
12:00 PM	0	0	3	15	18	4	1	0	0	0	0	0	0	41
13:00	0	1	6	17	13	5	1	1	0	0	0	0	0	44
14:00	0	2	9	18	17	10	2	0	0	0	0	0	0	58
15:00	0	1	8	19	23	9	2	0	0	0	0	0	0	62
16:00	0	1	6	16	15	10	1	1	0	0	0	0	0	50
17:00	1	1	11	11	16	4	2	0	0	0	0	0	0	46
18:00	0	2	9	14	10	1	2	0	0	0	0	0	0	38
19:00	1	3	9	12	7	1	1	0	0	0	0	0	0	34
20:00	0	1	5	5	8	2	1	0	0	0	0	0	0	22
21:00	2	0	3	4	3	7	0	0	0	0	0	0	0	19
22:00	0	1	1	4	0	1	0	0	0	0	0	0	0	7
23:00	0	0	0	0	0	0	0	1	0	0	0	0	0	1
Totals	8	24	103	204	193	86	17	4						639
% of Totals	1%	4%	16%	32%	30%	13%	3%	1%						100%

AM Volumes	4	11	33	69	63	32	4	1	0	0	0	0	0	217
% AM	1%	2%	5%	11%	10%	5%	1%	0%						34%
AM Peak Hour	11:00	11:00	10:00	7:00	7:00	8:00	8:00	9:00						8:00
Volume	3	5	8	16	16	9	2	1						44
PM Volumes	4	13	70	135	130	54	13	3	0	0	0	0	0	422
% PM	1%	2%	11%	21%	20%	8%	2%	0%						66%
PM Peak Hour	21:00	19:00	17:00	15:00	15:00	14:00	14:00	13:00						15:00
Volume	2	3	11	19	23	10	2	1						62

Directional Peak Periods	AM 7-9			NOON 12-2			PM 4-6			Off Peak Volumes		
All Speeds	Volume		%	Volume		%	Volume		%	Volume		%
	87	↔	14%	85	↔	13%	96	↔	15%	371	↔	58%

Street Name	Direction	Percentiles					
		15th	50th	Average	85th	95th	ADT
S Sparks St	North Bound	21	27	27	34	38	804
S Sparks St	South Bound	23	30	29	36	39	639

Prepared by National Data & Surveying Services

SPEED

S Sparks St Bet. W Olive Ave & W Oak St

Day: Wednesday
Date: 1/18/2023

City: Burbank
Project #: CA23_020030_018

Summary

Time	< 15	15 - 19	20 - 24	25 - 29	30 - 34	35 - 39	40 - 44	45 - 49	50 - 54	55 - 59	60 - 64	65 - 69	70 +	Total
0:00 AM	0	1	2	1	1	1	0	0	0	0	0	0	0	6
1:00	0	0	2	2	0	0	0	0	0	0	0	0	0	4
2:00	0	1	0	2	2	0	0	0	0	0	0	0	0	5
3:00	0	0	0	1	1	0	0	0	0	0	0	0	0	2
4:00	0	0	0	0	0	1	0	0	0	0	0	0	0	1
5:00	1	0	3	0	1	1	0	0	0	0	0	0	0	6
6:00	1	0	4	9	8	2	2	0	0	0	0	0	0	26
7:00	2	2	23	39	24	8	0	0	0	0	0	0	0	98
8:00	0	6	12	37	38	20	4	0	0	0	0	0	0	117
9:00	0	3	11	15	21	6	2	1	0	0	0	0	0	59
10:00	1	6	17	28	16	13	0	0	0	0	0	0	0	81
11:00	3	8	21	28	20	9	1	0	0	0	0	0	0	90
12:00 PM	5	2	15	36	26	7	2	0	0	0	0	0	0	93
13:00	1	2	14	40	25	8	1	1	0	0	0	0	0	92
14:00	3	6	20	39	36	13	5	0	0	0	0	0	0	122
15:00	1	5	41	58	44	13	3	0	0	0	0	0	0	165
16:00	0	4	29	36	35	17	2	1	0	0	0	0	0	124
17:00	2	10	25	38	28	5	2	0	0	0	0	0	0	110
18:00	1	8	20	36	15	3	2	0	0	0	0	0	0	85
19:00	1	9	15	22	12	2	1	0	0	0	0	0	0	62
20:00	0	2	10	12	13	6	1	0	0	0	0	0	0	44
21:00	2	1	5	7	5	8	2	0	0	0	0	0	0	30
22:00	1	1	2	6	4	1	0	0	0	0	0	0	0	15
23:00	0	0	3	1	0	1	0	1	0	0	0	0	0	6
Totals	25	77	294	493	375	145	30	4						1443
% of Totals	2%	5%	20%	34%	26%	10%	2%	0%						100%

AM Volumes	8	27	95	162	132	61	9	1	0	0	0	0	0	495
% AM	1%	2%	7%	11%	9%	4%	1%	0%						34%
AM Peak Hour	11:00	11:00	7:00	7:00	8:00	8:00	8:00	9:00						8:00
Volume	3	8	23	39	38	20	4	1						117
PM Volumes	17	50	199	331	243	84	21	3	0	0	0	0	0	948
% PM	1%	3%	14%	23%	17%	6%	1%	0%						66%
PM Peak Hour	12:00	17:00	15:00	15:00	15:00	16:00	14:00	13:00						15:00
Volume	5	10	41	58	44	17	5	1						165

Directional Peak Periods	AM 7-9			NOON 12-2			PM 4-6			Off Peak Volumes		
All Speeds	Volume		%	Volume		%	Volume		%	Volume		%
	215	↔	15%	185	↔	13%	234	↔	16%	809	↔	56%

Street Name	Direction	Percentiles					
		15th	50th	Average	85th	95th	ADT
S Sparks St	Summary	22	28	28	35	39	1443

Prepared by NDS/ATD

Prepared by National Data & Surveying Services

VOLUME

S Sparks St Bet. W Olive Ave & W Oak St

Day: Wednesday
Date: 1/18/2023

City: Burbank
Project #: CA23_020030_018

DAILY TOTALS	NB	SB	EB	WB	Total
	804	639	0	0	1,443

AM Period	NB		SB		EB	WB	TOTAL		PM Period	NB		SB		EB	WB	TOTAL	
0:00	1		1		0	0	2		12:00	11		6		0	0	17	
0:15	1		1		0	0	2		12:15	15		9		0	0	24	
0:30	0		1		0	0	1		12:30	11		14		0	0	25	
0:45	1	3	0	3	0	0	1	6	12:45	15	52	12	41	0	0	27	93
1:00	0		0		0	0			13:00	8		15		0	0	23	
1:15	0		0		0	0			13:15	10		8		0	0	18	
1:30	3		1		0	0	4		13:30	16		8		0	0	24	
1:45	0	3	0	1	0	0		4	13:45	14	48	13	44	0	0	27	92
2:00	0		1		0	0	1		14:00	16		12		0	0	28	
2:15	0		1		0	0	1		14:15	15		12		0	0	27	
2:30	2		0		0	0	2		14:30	14		13		0	0	27	
2:45	0	2	1	3	0	0	1	5	14:45	19	64	21	58	0	0	40	122
3:00	0		0		0	0			15:00	21		26		0	0	47	
3:15	0		1		0	0	1		15:15	46		14		0	0	60	
3:30	0		1		0	0	1		15:30	15		12		0	0	27	
3:45	0		0	2	0	0		2	15:45	21	103	10	62	0	0	31	165
4:00	0		0		0	0			16:00	21		12		0	0	33	
4:15	0		0		0	0			16:15	20		13		0	0	33	
4:30	0		0		0	0			16:30	17		9		0	0	26	
4:45	0		1	1	0	0	1	1	16:45	16	74	16	50	0	0	32	124
5:00	1		1		0	0	2		17:00	16		15		0	0	31	
5:15	0		0		0	0			17:15	17		8		0	0	25	
5:30	1		1		0	0	2		17:30	14		13		0	0	27	
5:45	1	3	1	3	0	0	2	6	17:45	17	64	10	46	0	0	27	110
6:00	7		3		0	0	10		18:00	15		10		0	0	25	
6:15	1		2		0	0	3		18:15	10		10		0	0	20	
6:30	0		4		0	0	4		18:30	12		7		0	0	19	
6:45	7	15	2	11	0	0	9	26	18:45	10	47	11	38	0	0	21	85
7:00	7		4		0	0	11		19:00	8		4		0	0	12	
7:15	7		7		0	0	14		19:15	6		10		0	0	16	
7:30	14		12		0	0	26		19:30	5		10		0	0	15	
7:45	27	55	20	43	0	0	47	98	19:45	9	28	10	34	0	0	19	62
8:00	27		12		0	0	39		20:00	5		7		0	0	12	
8:15	24		11		0	0	35		20:15	6		4		0	0	10	
8:30	8		10		0	0	18		20:30	5		4		0	0	9	
8:45	14	73	11	44	0	0	25	117	20:45	6	22	7	22	0	0	13	44
9:00	7		0		0	0	7		21:00	2		3		0	0	5	
9:15	6		12		0	0	18		21:15	5		4		0	0	9	
9:30	10		7		0	0	17		21:30	3		6		0	0	9	
9:45	8	31	9	28	0	0	17	59	21:45	1	11	6	19	0	0	7	30
10:00	9		11		0	0	20		22:00	1		3		0	0	4	
10:15	15		5		0	0	20		22:15	2		2		0	0	4	
10:30	11		8		0	0	19		22:30	4		1		0	0	5	
10:45	11	46	11	35	0	0	22	81	22:45	1	8	1	7	0	0	2	15
11:00	12		9		0	0	21		23:00	0		1		0	0	1	
11:15	12		10		0	0	22		23:15	3		0		0	0	3	
11:30	11		13		0	0	24		23:30	0		0		0	0		
11:45	12	47	11	43	0	0	23	90	23:45	2	5	0	1	0	0	2	6
TOTALS		278		217				495	TOTALS		526		422				948
SPLIT %		56.2%		43.8%				34.3%	SPLIT %		55.5%		44.5%				65.7%

DAILY TOTALS	NB	SB	EB	WB	Total
	804	639	0	0	1,443

AM Peak Hour	7:30	7:30			7:30	PM Peak Hour	15:00	14:30			14:30
AM Pk Volume	92	55			147	PM Pk Volume	103	74			174
Pk Hr Factor	0.852	0.688			0.782	Pk Hr Factor	0.560	0.712			0.725
7 - 9 Volume	128	87	0	0	215	4 - 6 Volume	138	96	0	0	234
7 - 9 Peak Hour	7:30	7:30			7:30	4 - 6 Peak Hour	16:00	16:15			16:00
7 - 9 Pk Volume	92	55	0	0	147	4 - 6 Pk Volume	74	53	0	0	124
Pk Hr Factor	0.852	0.688	0.000	0.000	0.782	Pk Hr Factor	0.881	0.828	0.000	0.000	0.939

Prepared by NDS/ATD

Project #: CA23_020030_018 **City:** Burbank

Location: S Sparks St Bet. W Olive Ave & W Oak St **Date:** 1/18/2023

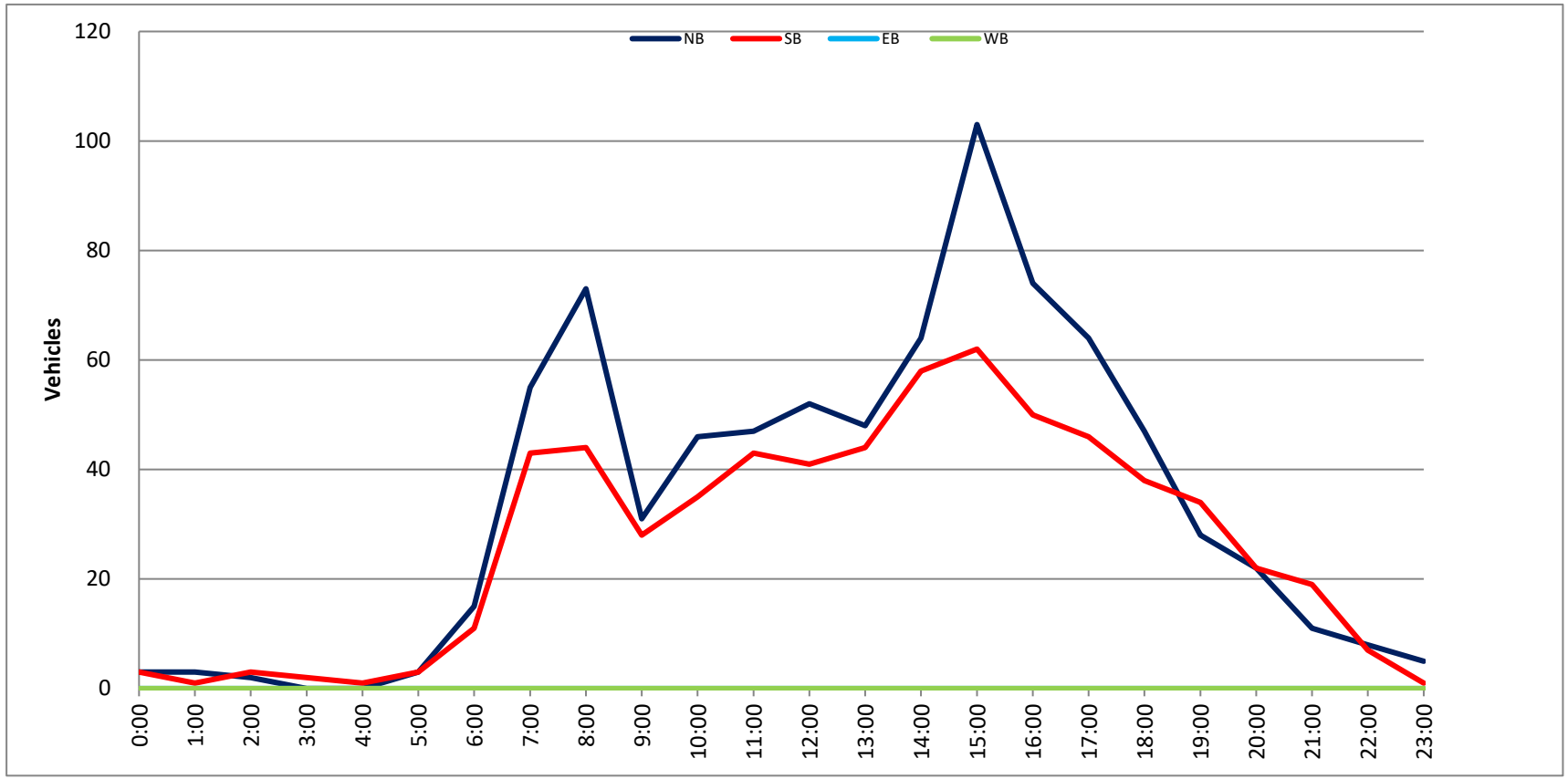

Prepared by National Data & Surveying Services

SPEED

S Sparks St Bet. W Olive Ave & W Oak St

Day: Thursday
Date: 1/19/2023

City: Burbank
Project #: CA23_020030_018n

North Bound

Time	< 15	15 - 19	20 - 24	25 - 29	30 - 34	35 - 39	40 - 44	45 - 49	50 - 54	55 - 59	60 - 64	65 - 69	70 +	Total
0:00 AM	0	0	0	0	0	0	0	0	0	0	0	0	0	0
0:15	0	0	0	1	0	0	0	0	0	0	0	0	0	1
0:30	0	0	0	0	1	0	0	0	0	0	0	0	0	1
0:45	0	0	0	0	0	0	0	0	0	0	0	0	0	0
1:00	0	0	0	0	0	0	0	0	0	0	0	0	0	0
1:15	0	0	0	0	0	0	0	0	0	0	0	0	0	0
1:30	0	0	0	0	0	0	0	0	0	0	0	0	0	0
1:45	0	0	0	0	0	0	0	0	0	0	0	0	0	0
2:00	0	0	0	0	0	0	0	0	0	0	0	0	0	0
2:15	0	0	0	0	0	0	0	0	0	0	0	0	0	0
2:30	0	0	0	0	0	0	0	0	0	0	0	0	0	0
2:45	0	0	1	0	0	0	0	0	0	0	0	0	0	1
3:00	0	0	0	0	0	0	0	0	0	0	0	0	0	0
3:15	0	0	0	1	0	0	0	0	0	0	0	0	0	1
3:30	0	0	0	0	0	0	0	0	0	0	0	0	0	0
3:45	0	0	0	0	0	0	0	0	0	0	0	0	0	0
4:00	0	0	0	0	0	0	0	0	0	0	0	0	0	0
4:15	0	0	0	0	0	0	0	0	0	0	0	0	0	0
4:30	0	0	0	0	0	0	0	0	0	0	0	0	0	0
4:45	0	0	0	0	0	0	0	0	0	0	0	0	0	0
5:00	0	0	0	0	0	0	0	0	0	0	0	0	0	0
5:15	0	0	0	0	0	0	0	0	0	0	0	0	0	0
5:30	1	0	0	2	0	0	0	0	0	0	0	0	0	3
5:45	0	0	2	0	0	0	0	0	0	0	0	0	0	2
6:00	0	1	0	1	3	0	0	0	0	0	0	0	0	5
6:15	0	0	0	0	0	0	1	0	0	0	0	0	0	1
6:30	0	0	2	1	0	0	0	0	0	0	0	0	0	3
6:45	0	0	0	2	0	1	0	0	0	0	0	0	0	3
7:00	0	0	2	3	1	1	0	0	0	0	0	0	0	7
7:15	2	0	2	5	2	0	0	0	0	0	0	0	0	11
7:30	0	1	2	4	6	0	0	0	0	0	0	0	0	13
7:45	0	0	10	14	2	1	0	0	0	0	0	0	0	27
8:00	1	4	10	17	3	2	0	0	0	0	0	0	0	37
8:15	0	0	6	10	6	1	0	0	0	0	0	0	0	23
8:30	0	0	3	3	4	1	0	0	0	0	0	0	0	11
8:45	0	3	1	4	3	3	0	0	0	0	0	0	0	14
9:00	0	1	1	9	2	1	0	0	0	0	0	0	0	14
9:15	0	0	2	2	1	0	1	1	0	0	0	0	0	7
9:30	0	0	0	7	2	0	0	0	0	0	0	0	0	9
9:45	0	0	1	6	2	0	0	0	0	0	0	0	0	9
10:00	0	0	0	3	4	1	0	0	0	0	0	0	0	8
10:15	1	0	4	2	3	0	0	0	0	0	0	0	0	10
10:30	1	0	2	5	4	1	0	0	0	0	0	0	0	13
10:45	0	0	2	6	1	1	0	0	0	0	0	0	0	10
11:00	1	0	4	2	2	0	0	0	0	0	0	0	0	9
11:15	0	0	1	1	1	0	0	0	0	0	0	0	0	3
11:30	0	0	1	4	6	1	1	0	0	0	0	0	0	13
11:45	0	2	2	5	5	0	0	0	0	0	0	0	0	14
12:00 PM	0	0	2	4	3	0	0	1	0	0	0	0	0	10
12:15	1	2	2	5	3	1	0	0	0	0	0	0	0	14
12:30	0	0	1	5	3	2	1	0	0	0	0	0	0	12
12:45	0	3	3	4	1	2	0	0	0	0	0	0	0	13
13:00	0	1	4	1	2	0	0	0	0	0	0	0	0	8
13:15	0	1	3	4	3	2	1	0	0	0	0	0	0	14
13:30	0	0	3	3	0	0	0	0	0	0	0	0	0	6
13:45	1	1	3	4	6	0	0	0	0	0	0	0	0	15
14:00	0	0	2	3	3	2	0	0	0	0	0	0	0	10
14:15	0	2	1	5	2	1	1	0	0	0	0	0	0	12
14:30	0	1	1	6	1	2	1	0	0	0	0	0	0	12
14:45	0	2	7	4	2	1	0	0	0	0	0	0	0	16
15:00	0	0	4	9	5	0	1	0	0	0	0	0	0	19
15:15	1	8	14	17	2	0	1	0	0	0	0	0	0	43
15:30	0	2	7	2	8	0	0	0	0	0	0	0	0	19
15:45	1	0	5	9	4	1	0	0	0	0	0	0	0	20
16:00	2	0	7	3	5	3	0	0	0	0	0	0	0	20
16:15	0	1	3	3	1	0	1	0	0	0	0	0	0	9
16:30	0	1	1	7	3	2	0	0	0	0	0	0	0	14
16:45	0	2	3	3	5	2	0	0	0	0	0	0	0	15
17:00	0	0	2	12	0	1	1	0	0	0	0	0	0	16
17:15	0	2	3	7	2	0	0	0	0	0	0	0	0	14
17:30	2	1	3	9	1	0	0	0	0	0	0	0	0	16
17:45	0	0	2	9	0	1	0	0	0	0	0	0	0	12
18:00	0	1	5	4	2	1	0	0	0	0	0	0	0	13
18:15	0	0	8	6	3	0	0	0	0	0	0	0	0	17
18:30	0	0	1	8	2	1	0	0	0	0	0	0	0	12
18:45	0	0	4	0	1	0	0	0	0	0	0	0	0	5
19:00	0	0	3	3	1	0	0	0	0	0	0	0	0	7
19:15	0	0	1	6	1	0	0	0	0	0	0	0	0	8
19:30	0	0	0	5	1	0	0	0	0	0	0	0	0	6
19:45	1	0	1	6	2	0	0	0	0	0	0	0	0	10
20:00	0	0	1	3	3	0	0	0	0	0	0	0	0	7
20:15	0	1	1	2	0	0	0	0	0	0	0	0	0	4
20:30	0	1	0	1	0	0	0	0	0	0	0	0	0	2
20:45	0	0	1	1	2	0	0	0	0	0	0	0	0	4
21:00	0	0	1	1	2	0	0	0	0	0	0	0	0	4
21:15	0	0	0	3	1	1	0	0	0	0	0	0	0	5
21:30	0	0	1	1	0	0	0	0	0	0	0	0	0	2
21:45	0	0	0	1	1	1	0	0	0	0	0	0	0	3
22:00	0	0	1	0	0	1	0	0	0	0	0	0	0	2
22:15	0	0	0	0	0	0	0	0	0	0	0	0	0	0
22:30	0	0	0	1	0	0	0	0	0	0	0	0	0	1
22:45	0	0	0	0	2	0	0	0	0	0	0	0	0	2
23:00	0	0	0	0	0	0	0	0	0	0	0	0	0	0
23:15	0	0	0	1	0	0	0	0	0	0	0	0	0	1
23:30	0	0	0	0	0	0	0	0	0	0	0	0	0	0
23:45	0	0	0	1	0	0	0	0	0	0	0	0	0	1
Totals	16	45	176	312	153	43	11	2						758
% of Totals	2%	6%	23%	41%	20%	6%	1%	0%						100%

AM Volumes	7	12	61	120	64	15	3	1	0	0	0	0	0	283
% AM	1%	2%	8%	16%	8%	2%	0%	0%						37%
AM Peak Hour	7:15	8:00	7:45	7:30	7:30	8:00	5:30	8:30						7:30
Volume	3	7	29	45	17	7	1	1						100
PM Volumes	9	33	115	192	89	28	8	1	0	0	0	0	0	475
% PM	1%	4%	15%	25%	12%	4%	1%	0%						63%
PM Peak Hour	15:15	14:45	15:15	15:00	15:00	16:00	14:15	12:00						15:15
Volume	4	12	33	37	19	7	3	1						102

Directional Peak Periods	AM 7-9			NOON 12-2			PM 4-6			Off Peak Volumes		
All Classes	Volume	⟷	%	Volume	⟷	%	Volume	⟷	%	Volume	⟷	%
	143		19%	92		12%	116		15%	407		54%

Street Name	Direction	Percentiles					
		15th	50th	Average	85th	95th	ADT
S Sparks St	North Bound	21	27	27	33	37	758
S Sparks St	South Bound	23	29	29	35	39	563

Prepared by National Data & Surveying Services

SPEED

S Sparks St Bet. W Olive Ave & W Oak St

Day: Thursday
Date: 1/19/2023

City: Burbank
Project #: CA23_020030_018s

South Bound

Time	< 15	15 - 19	20 - 24	25 - 29	30 - 34	35 - 39	40 - 44	45 - 49	50 - 54	55 - 59	60 - 64	65 - 69	70 +	Total
0:00 AM	0	0	1	0	0	0	0	0	0	0	0	0	0	1
0:15	0	0	0	0	0	0	0	0	0	0	0	0	0	0
0:30	0	0	0	1	0	0	0	0	0	0	0	0	0	1
0:45	0	0	0	0	2	0	0	0	0	0	0	0	0	2
1:00	0	0	0	1	0	0	0	0	0	0	0	0	0	1
1:15	0	0	0	0	0	0	0	0	0	0	0	0	0	0
1:30	0	0	0	0	0	0	0	0	0	0	0	0	0	0
1:45	0	0	1	0	0	0	0	0	0	0	0	0	0	1
2:00	0	0	0	0	0	0	0	0	0	0	0	0	0	0
2:15	0	0	0	0	0	1	0	0	0	0	0	0	0	1
2:30	0	0	0	0	0	0	0	0	0	0	0	0	0	0
2:45	0	0	0	0	0	0	0	0	0	0	0	0	0	0
3:00	0	0	0	0	0	0	0	0	0	0	0	0	0	0
3:15	0	0	0	0	0	0	0	0	0	0	0	0	0	0
3:30	0	0	0	0	0	0	0	0	0	0	0	0	0	0
3:45	0	0	0	0	0	0	0	0	0	0	0	0	0	0
4:00	0	0	0	0	0	0	0	0	0	0	0	0	0	0
4:15	0	2	0	0	0	0	0	0	0	0	0	0	0	2
4:30	0	0	0	0	1	0	0	0	0	0	0	0	0	1
4:45	0	0	0	0	0	0	0	0	0	0	0	0	0	0
5:00	0	0	0	1	0	0	0	0	0	0	0	0	0	1
5:15	0	0	1	0	0	0	0	0	0	0	0	0	0	1
5:30	0	1	0	0	0	0	0	0	0	0	0	0	0	1
5:45	0	0	1	0	0	1	0	0	0	0	0	0	0	2
6:00	0	0	0	2	1	0	0	0	0	0	0	0	0	3
6:15	0	0	0	1	1	0	0	0	0	0	0	0	0	2
6:30	0	2	1	0	1	0	0	0	0	0	0	0	0	4
6:45	0	0	2	2	3	1	0	0	0	0	0	0	0	8
7:00	0	0	1	2	1	2	0	0	0	0	0	0	0	6
7:15	0	1	1	4	1	0	0	0	0	0	0	0	0	7
7:30	1	1	1	2	5	1	0	0	0	0	0	0	0	11
7:45	0	1	0	4	6	6	2	0	0	0	0	0	0	19
8:00	0	2	2	2	2	2	0	0	0	0	0	0	0	10
8:15	0	0	1	4	4	0	0	0	0	0	0	0	0	9
8:30	0	1	1	5	3	0	1	0	0	0	0	0	0	11
8:45	0	0	0	1	3	1	0	0	0	0	0	0	0	5
9:00	0	0	0	0	1	2	0	1	0	0	0	0	0	4
9:15	0	0	0	2	2	1	0	0	0	0	0	0	0	5
9:30	0	0	1	3	3	1	0	0	0	0	0	0	0	8
9:45	0	0	0	3	2	1	0	0	0	0	0	0	0	6
10:00	0	0	1	0	4	0	0	1	0	0	0	0	0	6
10:15	4	0	1	2	2	0	0	0	0	0	0	0	0	9
10:30	0	0	0	1	3	0	0	0	0	0	0	0	0	4
10:45	0	1	2	1	4	2	0	0	0	0	0	0	0	10
11:00	0	0	1	2	3	1	0	0	0	0	0	0	0	7
11:15	0	0	1	2	3	0	0	0	0	0	0	0	0	6
11:30	0	0	3	2	1	2	1	0	0	0	0	0	0	9
11:45	0	0	4	4	3	1	0	0	0	0	0	0	0	12
12:00 PM	0	4	0	5	4	2	0	0	0	0	0	0	0	15
12:15	0	1	1	5	1	0	0	0	0	0	0	0	0	8
12:30	1	0	2	1	6	1	0	0	0	0	0	0	0	11
12:45	0	1	0	3	3	0	0	0	0	0	0	0	0	7
13:00	0	0	1	1	4	0	0	0	0	0	0	0	0	6
13:15	2	1	5	2	1	2	1	0	0	0	0	0	0	14
13:30	0	0	4	7	2	2	0	0	0	0	0	0	0	15
13:45	0	1	0	2	2	1	1	0	0	0	0	0	0	7
14:00	0	1	0	3	4	0	0	0	0	0	0	0	0	8
14:15	0	0	1	2	3	1	0	0	0	0	0	0	0	7
14:30	1	1	1	4	4	0	0	0	0	0	0	0	0	11
14:45	0	0	0	9	8	2	0	0	0	0	0	0	0	19
15:00	0	0	3	5	5	2	0	1	0	0	0	0	0	16
15:15	0	0	1	2	1	2	1	0	0	0	0	0	0	7
15:30	0	0	1	3	4	1	0	1	0	0	0	0	0	10
15:45	0	0	5	6	4	1	0	0	0	0	0	0	0	16
16:00	0	0	4	6	4	1	1	0	0	0	0	0	0	16
16:15	0	1	3	4	4	0	0	0	0	0	0	0	0	12
16:30	0	0	0	5	1	3	0	0	0	0	0	0	0	9
16:45	0	1	1	3	4	0	0	0	0	0	0	0	0	9
17:00	0	0	1	5	2	0	0	0	0	0	0	0	0	8
17:15	0	2	2	11	1	1	1	0	0	0	0	0	0	18
17:30	0	1	3	2	3	1	2	0	0	0	0	0	0	12
17:45	0	0	2	6	0	1	0	0	0	0	0	0	0	9
18:00	0	0	2	3	6	1	0	0	0	0	0	0	0	12
18:15	0	0	0	3	2	0	0	0	0	0	0	0	0	5
18:30	0	0	0	6	2	1	0	0	0	0	0	0	0	9
18:45	0	0	1	2	3	1	1	0	0	0	0	0	0	8
19:00	0	0	0	0	0	0	0	1	0	0	0	0	0	1
19:15	0	0	1	4	3	1	0	0	0	0	0	0	0	9
19:30	0	0	2	1	3	1	0	0	0	0	0	0	0	7
19:45	0	0	2	4	1	2	0	1	0	0	0	0	0	10
20:00	0	0	1	0	3	0	0	0	0	0	0	0	0	4
20:15	0	1	0	5	1	1	0	0	0	0	0	0	0	8
20:30	0	0	1	1	0	0	0	0	0	0	0	0	0	2
20:45	0	0	1	2	0	0	0	0	0	0	0	0	0	3
21:00	0	0	1	1	2	1	0	0	0	0	0	0	0	5
21:15	0	0	0	0	3	0	0	0	0	0	0	0	0	3
21:30	0	0	0	1	2	1	1	0	0	0	0	0	0	5
21:45	0	0	0	2	2	0	0	0	0	0	0	0	0	4
22:00	0	1	0	0	0	0	0	0	0	0	0	0	0	1
22:15	0	0	0	0	0	0	1	0	0	0	0	0	0	1
22:30	0	0	0	0	0	0	0	0	0	0	0	0	0	0
22:45	0	0	0	0	0	0	0	0	0	0	0	0	0	0
23:00	0	0	0	0	0	0	0	0	0	0	0	0	0	0
23:15	0	0	0	0	0	0	0	0	0	0	0	0	0	0
23:30	0	0	0	0	0	0	0	0	0	0	0	0	0	0
23:45	0	0	0	0	0	0	0	0	0	0	0	0	0	0
Totals	9	29	81	191	173	60	14	6						563
% of Totals	2%	5%	14%	34%	31%	11%	2%	1%						100%

AM Volumes	5	12	28	54	65	26	4	2	0	0	0	0	0	196
% AM	1%	2%	5%	10%	12%	5%	1%	0%						35%
AM Peak Hour	9:30	7:15	11:00	11:30	7:30	7:00	7:45	8:15						7:30
Volume	4	5	9	16	17	9	3	1						49
PM Volumes	4	17	53	137	108	34	10	4	0	0	0	0	0	367
% PM	1%	3%	9%	24%	19%	6%	2%	1%						65%
PM Peak Hour	12:30	12:00	15:30	16:30	14:15	14:45	16:45	14:45						15:30
Volume	3	6	13	24	20	7	3	2						54

Directional Peak Periods	AM 7-9			NOON 12-2			PM 4-6			Off Peak Volumes		
All Classes	Volume	⟷	%	Volume	⟷	%	Volume	⟷	%	Volume	⟷	%
	78	⟷	14%	83	⟷	15%	93	⟷	17%	309	⟷	55%

Street Name	Direction	Percentiles					
		15th	50th	Average	85th	95th	ADT
S Sparks St	North Bound	21	27	27	33	37	758
S Sparks St	South Bound	23	29	29	35	39	563

Prepared by National Data & Surveying Services

SPEED

S Sparks St Bet. W Olive Ave & W Oak St

Day: Thursday
Date: 1/19/2023

City: Burbank
Project #: CA23_020030_018

Summary

Time	< 15	15 - 19	20 - 24	25 - 29	30 - 34	35 - 39	40 - 44	45 - 49	50 - 54	55 - 59	60 - 64	65 - 69	70 +	Total
0:00 AM	0	0	1	0	0	0	0	0	0	0	0	0	0	1
0:15	0	0	0	1	0	0	0	0	0	0	0	0	0	1
0:30	0	0	0	1	1	0	0	0	0	0	0	0	0	2
0:45	0	0	0	0	2	0	0	0	0	0	0	0	0	2
1:00	0	0	0	1	0	0	0	0	0	0	0	0	0	1
1:15	0	0	0	0	0	0	0	0	0	0	0	0	0	0
1:30	0	0	0	0	0	0	0	0	0	0	0	0	0	0
1:45	0	0	1	0	0	0	0	0	0	0	0	0	0	1
2:00	0	0	0	0	0	0	0	0	0	0	0	0	0	0
2:15	0	0	0	0	0	1	0	0	0	0	0	0	0	1
2:30	0	0	0	0	0	0	0	0	0	0	0	0	0	0
2:45	0	0	1	0	0	0	0	0	0	0	0	0	0	1
3:00	0	0	0	0	0	0	0	0	0	0	0	0	0	0
3:15	0	0	0	1	0	0	0	0	0	0	0	0	0	1
3:30	0	0	0	0	0	0	0	0	0	0	0	0	0	0
3:45	0	0	0	0	0	0	0	0	0	0	0	0	0	0
4:00	0	0	0	0	0	0	0	0	0	0	0	0	0	0
4:15	0	2	0	0	0	0	0	0	0	0	0	0	0	2
4:30	0	0	0	0	1	0	0	0	0	0	0	0	0	1
4:45	0	0	0	0	0	0	0	0	0	0	0	0	0	0
5:00	0	0	0	1	0	0	0	0	0	0	0	0	0	1
5:15	0	0	1	0	0	0	0	0	0	0	0	0	0	1
5:30	1	1	0	2	0	0	0	0	0	0	0	0	0	4
5:45	0	0	3	0	0	1	0	0	0	0	0	0	0	4
6:00	0	1	0	3	4	0	0	0	0	0	0	0	0	8
6:15	0	0	0	1	1	0	1	0	0	0	0	0	0	3
6:30	0	2	3	1	1	0	0	0	0	0	0	0	0	7
6:45	0	0	2	4	3	2	0	0	0	0	0	0	0	11
7:00	0	0	3	5	2	3	0	0	0	0	0	0	0	13
7:15	2	1	3	9	3	0	0	0	0	0	0	0	0	18
7:30	1	2	3	6	11	1	0	0	0	0	0	0	0	24
7:45	0	1	10	18	8	7	2	0	0	0	0	0	0	46
8:00	1	6	12	19	5	4	0	0	0	0	0	0	0	47
8:15	0	0	7	14	10	1	0	0	0	0	0	0	0	32
8:30	0	1	4	8	7	1	1	0	0	0	0	0	0	22
8:45	0	3	1	5	6	4	0	0	0	0	0	0	0	19
9:00	0	1	1	9	3	3	0	1	0	0	0	0	0	18
9:15	0	0	2	4	3	1	1	1	0	0	0	0	0	12
9:30	0	0	1	10	5	1	0	0	0	0	0	0	0	17
9:45	0	0	1	9	4	1	0	0	0	0	0	0	0	15
10:00	0	0	1	3	8	1	0	1	0	0	0	0	0	14
10:15	5	0	5	4	5	0	0	0	0	0	0	0	0	19
10:30	1	0	2	6	7	1	0	0	0	0	0	0	0	17
10:45	0	1	4	7	5	3	0	0	0	0	0	0	0	20
11:00	1	0	5	4	5	1	0	0	0	0	0	0	0	16
11:15	0	0	2	3	4	0	0	0	0	0	0	0	0	9
11:30	0	0	4	6	7	3	2	0	0	0	0	0	0	22
11:45	0	2	6	9	8	1	0	0	0	0	0	0	0	26
12:00 PM	0	4	2	9	7	2	0	1	0	0	0	0	0	25
12:15	1	3	3	10	4	1	0	0	0	0	0	0	0	22
12:30	1	0	3	6	9	3	1	0	0	0	0	0	0	23
12:45	0	4	3	7	4	2	0	0	0	0	0	0	0	20
13:00	0	1	5	2	6	0	0	0	0	0	0	0	0	14
13:15	2	2	8	6	4	4	2	0	0	0	0	0	0	28
13:30	0	0	7	10	2	2	0	0	0	0	0	0	0	21
13:45	1	2	3	6	8	1	1	0	0	0	0	0	0	22
14:00	0	1	2	6	7	2	0	0	0	0	0	0	0	18
14:15	0	2	2	7	5	2	1	0	0	0	0	0	0	19
14:30	1	2	2	10	5	2	1	0	0	0	0	0	0	23
14:45	0	2	7	13	10	3	0	0	0	0	0	0	0	35
15:00	0	0	7	14	10	2	1	1	0	0	0	0	0	35
15:15	1	8	15	19	3	2	2	0	0	0	0	0	0	50
15:30	0	2	8	5	12	1	0	1	0	0	0	0	0	29
15:45	1	0	10	15	8	2	0	0	0	0	0	0	0	36
16:00	2	0	11	9	9	4	1	0	0	0	0	0	0	36
16:15	0	2	6	7	5	0	1	0	0	0	0	0	0	21
16:30	0	1	1	12	4	5	0	0	0	0	0	0	0	23
16:45	0	3	4	6	9	2	0	0	0	0	0	0	0	24
17:00	0	0	3	17	2	1	1	0	0	0	0	0	0	24
17:15	0	4	5	18	3	1	1	0	0	0	0	0	0	32
17:30	2	2	6	11	4	1	2	0	0	0	0	0	0	28
17:45	0	0	4	15	0	2	0	0	0	0	0	0	0	21
18:00	0	1	7	7	8	2	0	0	0	0	0	0	0	25
18:15	0	0	8	9	5	0	0	0	0	0	0	0	0	22
18:30	0	0	1	14	4	2	0	0	0	0	0	0	0	21
18:45	0	0	5	2	4	1	1	0	0	0	0	0	0	13
19:00	0	0	3	3	1	0	0	1	0	0	0	0	0	8
19:15	0	0	2	10	4	1	0	0	0	0	0	0	0	17
19:30	0	0	2	6	4	1	0	0	0	0	0	0	0	13
19:45	1	0	3	10	3	2	0	1	0	0	0	0	0	20
20:00	0	0	2	3	6	0	0	0	0	0	0	0	0	11
20:15	0	2	1	7	1	1	0	0	0	0	0	0	0	12
20:30	0	1	1	2	0	0	0	0	0	0	0	0	0	4
20:45	0	0	2	3	2	0	0	0	0	0	0	0	0	7
21:00	0	0	2	2	4	1	0	0	0	0	0	0	0	9
21:15	0	0	0	3	4	1	0	0	0	0	0	0	0	8
21:30	0	0	1	2	2	1	1	0	0	0	0	0	0	7
21:45	0	0	0	3	3	1	0	0	0	0	0	0	0	7
22:00	0	1	1	0	0	1	0	0	0	0	0	0	0	3
22:15	0	0	0	0	0	0	1	0	0	0	0	0	0	1
22:30	0	0	0	1	0	0	0	0	0	0	0	0	0	1
22:45	0	0	0	0	2	0	0	0	0	0	0	0	0	2
23:00	0	0	0	0	0	0	0	0	0	0	0	0	0	0
23:15	0	0	0	1	0	0	0	0	0	0	0	0	0	1
23:30	0	0	0	0	0	0	0	0	0	0	0	0	0	0
23:45	0	0	0	1	0	0	0	0	0	0	0	0	0	1
Totals	25	74	257	503	326	103	25	8						1321
% of Totals	2%	6%	19%	38%	25%	8%	2%	1%						100%

AM Volumes	12	24	88	174	129	41	7	3	0	0	0	0	0	479
% AM	1%	2%	7%	13%	10%	3%	1%	0%						36%
AM Peak Hour	10:15	7:15	7:45	7:45	7:30	7:30	7:45	8:30						7:30
Volume	7	10	33	59	34	13	3	2						149
PM Volumes	13	50	168	329	197	62	18	5	0	0	0	0	0	842
% PM	1%	4%	13%	25%	15%	5%	1%	0%						64%
PM Peak Hour	15:15	14:30	15:15	17:00	14:45	15:45	14:30	14:45						15:15
Volume	4	12	44	61	35	11	4	2						151

Directional Peak Periods	AM 7-9			NOON 12-2			PM 4-6			Off Peak Volumes		
All Classes	Volume	⟷	%	Volume	⟷	%	Volume	⟷	%	Volume	⟷	%
	221		17%	175		13%	209		16%	716		54%

Street Name	Direction	Percentiles					
		15th	50th	Average	85th	95th	ADT
S Sparks St	Summary	22	28	28	34	38	1321

Prepared by National Data & Surveying Services

SPEED

S Sparks St Bet. W Olive Ave & W Oak St

Day: Thursday
Date: 1/19/2023

City: Burbank
Project #: CA23_020030_018n

North Bound

Time	< 15	15 - 19	20 - 24	25 - 29	30 - 34	35 - 39	40 - 44	45 - 49	50 - 54	55 - 59	60 - 64	65 - 69	70 +	Total
0:00 AM	0	0	0	1	1	0	0	0	0	0	0	0	0	2
1:00	0	0	0	0	0	0	0	0	0	0	0	0	0	0
2:00	0	0	1	0	0	0	0	0	0	0	0	0	0	1
3:00	0	0	0	1	0	0	0	0	0	0	0	0	0	1
4:00	0	0	0	0	0	0	0	0	0	0	0	0	0	0
5:00	1	0	2	2	0	0	0	0	0	0	0	0	0	5
6:00	0	1	2	4	3	1	1	0	0	0	0	0	0	12
7:00	2	1	16	26	11	2	0	0	0	0	0	0	0	58
8:00	1	7	20	34	16	7	0	0	0	0	0	0	0	85
9:00	0	1	4	24	7	1	1	1	0	0	0	0	0	39
10:00	2	0	8	16	12	3	0	0	0	0	0	0	0	41
11:00	1	2	8	12	14	1	1	0	0	0	0	0	0	39
12:00 PM	1	5	8	18	10	5	1	1	0	0	0	0	0	49
13:00	1	3	13	12	11	2	1	0	0	0	0	0	0	43
14:00	0	5	11	18	8	6	2	0	0	0	0	0	0	50
15:00	2	10	30	37	19	1	2	0	0	0	0	0	0	101
16:00	2	4	14	16	14	7	1	0	0	0	0	0	0	58
17:00	2	3	10	37	3	2	1	0	0	0	0	0	0	58
18:00	0	1	18	18	8	2	0	0	0	0	0	0	0	47
19:00	1	0	5	20	5	0	0	0	0	0	0	0	0	31
20:00	0	2	3	7	5	0	0	0	0	0	0	0	0	17
21:00	0	0	2	6	4	2	0	0	0	0	0	0	0	14
22:00	0	0	1	1	2	1	0	0	0	0	0	0	0	5
23:00	0	0	0	2	0	0	0	0	0	0	0	0	0	2
Totals	16	45	176	312	153	43	11	2						758
% of Totals	2%	6%	23%	41%	20%	6%	1%	0%						100%

AM Volumes	7	12	61	120	64	15	3	1	0	0	0	0	0	283
% AM	1%	2%	8%	16%	8%	2%	0%	0%						37%
AM Peak Hour	7:00	8:00	8:00	8:00	8:00	8:00	6:00	9:00						8:00
Volume	2	7	20	34	16	7	1	1						85
PM Volumes	9	33	115	192	89	28	8	1	0	0	0	0	0	475
% PM	1%	4%	15%	25%	12%	4%	1%	0%						63%
PM Peak Hour	15:00	15:00	15:00	15:00	15:00	16:00	14:00	12:00						15:00
Volume	2	10	30	37	19	7	2	1						101

Directional Peak Periods	AM 7-9			NOON 12-2			PM 4-6			Off Peak Volumes		
All Speeds	Volume	↔	%	Volume	↔	%	Volume	↔	%	Volume	↔	%
	143		19%	92		12%	116		15%	407		54%

Street Name	Direction	Percentiles					
		15th	50th	Average	85th	95th	ADT
S Sparks St	North Bound	21	27	27	33	37	758
S Sparks St	South Bound	23	29	29	35	39	563

Prepared by National Data & Surveying Services

SPEED

S Sparks St Bet. W Olive Ave & W Oak St

Day: Thursday
Date: 1/19/2023

City: Burbank
Project #: CA23_020030_018s

South Bound

Time	< 15	15 - 19	20 - 24	25 - 29	30 - 34	35 - 39	40 - 44	45 - 49	50 - 54	55 - 59	60 - 64	65 - 69	70 +	Total
0:00 AM	0	0	1	1	2	0	0	0	0	0	0	0	0	4
1:00	0	0	1	1	0	0	0	0	0	0	0	0	0	2
2:00	0	0	0	0	0	1	0	0	0	0	0	0	0	1
3:00	0	0	0	0	0	0	0	0	0	0	0	0	0	0
4:00	0	2	0	0	1	0	0	0	0	0	0	0	0	3
5:00	0	1	2	1	0	1	0	0	0	0	0	0	0	5
6:00	0	2	3	5	6	1	0	0	0	0	0	0	0	17
7:00	1	3	3	12	13	9	2	0	0	0	0	0	0	43
8:00	0	3	4	12	12	3	1	0	0	0	0	0	0	35
9:00	0	0	1	8	8	5	0	1	0	0	0	0	0	23
10:00	4	1	4	4	13	2	0	1	0	0	0	0	0	29
11:00	0	0	9	10	10	4	1	0	0	0	0	0	0	34
12:00 PM	1	6	3	14	14	3	0	0	0	0	0	0	0	41
13:00	2	2	10	12	9	5	2	0	0	0	0	0	0	42
14:00	1	2	2	18	19	3	0	0	0	0	0	0	0	45
15:00	0	0	10	16	14	6	1	2	0	0	0	0	0	49
16:00	0	2	8	18	13	4	1	0	0	0	0	0	0	46
17:00	0	3	8	24	6	3	3	0	0	0	0	0	0	47
18:00	0	0	3	14	13	3	1	0	0	0	0	0	0	34
19:00	0	0	5	9	7	4	0	2	0	0	0	0	0	27
20:00	0	1	3	8	4	1	0	0	0	0	0	0	0	17
21:00	0	0	1	4	9	2	1	0	0	0	0	0	0	17
22:00	0	1	0	0	0	0	1	0	0	0	0	0	0	2
23:00	0	0	0	0	0	0	0	0	0	0	0	0	0	0
Totals	9	29	81	191	173	60	14	6						563
% of Totals	2%	5%	14%	34%	31%	11%	2%	1%						100%

AM Volumes	5	12	28	54	65	26	4	2	0	0	0	0	0	196
% AM	1%	2%	5%	10%	12%	5%	1%	0%						35%
AM Peak Hour	10:00	7:00	11:00	7:00	7:00	7:00	7:00	9:00						7:00
Volume	4	3	9	12	13	9	2	1						43
PM Volumes	4	17	53	137	108	34	10	4	0	0	0	0	0	367
% PM	1%	3%	9%	24%	19%	6%	2%	1%						65%
PM Peak Hour	13:00	12:00	13:00	17:00	14:00	15:00	17:00	15:00						15:00
Volume	2	6	10	24	19	6	3	2						49

Directional Peak Periods	AM 7-9			NOON 12-2			PM 4-6			Off Peak Volumes		
All Speeds	Volume		%	Volume		%	Volume		%	Volume		%
	78	↔	14%	83	↔	15%	93	↔	17%	309	↔	55%

Street Name	Direction	Percentiles					
		15th	50th	Average	85th	95th	ADT
S Sparks St	North Bound	21	27	27	33	37	758
S Sparks St	South Bound	23	29	29	35	39	563

Prepared by National Data & Surveying Services

SPEED

S Sparks St Bet. W Olive Ave & W Oak St

Day: Thursday
Date: 1/19/2023

City: Burbank
Project #: CA23_020030_018

Summary

Time	< 15	15 - 19	20 - 24	25 - 29	30 - 34	35 - 39	40 - 44	45 - 49	50 - 54	55 - 59	60 - 64	65 - 69	70 +	Total
0:00 AM	0	0	1	2	3	0	0	0	0	0	0	0	0	6
1:00	0	0	1	1	0	0	0	0	0	0	0	0	0	2
2:00	0	0	1	0	0	1	0	0	0	0	0	0	0	2
3:00	0	0	0	1	0	0	0	0	0	0	0	0	0	1
4:00	0	2	0	0	1	0	0	0	0	0	0	0	0	3
5:00	1	1	4	3	0	1	0	0	0	0	0	0	0	10
6:00	0	3	5	9	9	2	1	0	0	0	0	0	0	29
7:00	3	4	19	38	24	11	2	0	0	0	0	0	0	101
8:00	1	10	24	46	28	10	1	0	0	0	0	0	0	120
9:00	0	1	5	32	15	6	1	2	0	0	0	0	0	62
10:00	6	1	12	20	25	5	0	1	0	0	0	0	0	70
11:00	1	2	17	22	24	5	2	0	0	0	0	0	0	73
12:00 PM	2	11	11	32	24	8	1	1	0	0	0	0	0	90
13:00	3	5	23	24	20	7	3	0	0	0	0	0	0	85
14:00	1	7	13	36	27	9	2	0	0	0	0	0	0	95
15:00	2	10	40	53	33	7	3	2	0	0	0	0	0	150
16:00	2	6	22	34	27	11	2	0	0	0	0	0	0	104
17:00	2	6	18	61	9	5	4	0	0	0	0	0	0	105
18:00	0	1	21	32	21	5	1	0	0	0	0	0	0	81
19:00	1	0	10	29	12	4	0	2	0	0	0	0	0	58
20:00	0	3	6	15	9	1	0	0	0	0	0	0	0	34
21:00	0	0	3	10	13	4	1	0	0	0	0	0	0	31
22:00	0	1	1	1	2	1	1	0	0	0	0	0	0	7
23:00	0	0	0	2	0	0	0	0	0	0	0	0	0	2
Totals	25	74	257	503	326	103	25	8						1321
% of Totals	2%	6%	19%	38%	25%	8%	2%	1%						100%

AM Volumes	12	24	89	174	129	41	7	3	0	0	0	0	0	479
% AM	1%	2%	7%	13%	10%	3%	1%	0%						36%
AM Peak Hour	10:00	8:00	8:00	8:00	8:00	7:00	7:00	9:00						8:00
Volume	6	10	24	46	28	11	2	2						120
PM Volumes	13	50	168	329	197	62	18	5	0	0	0	0	0	842
% PM	1%	4%	13%	25%	15%	5%	1%	0%						64%
PM Peak Hour	13:00	12:00	15:00	17:00	15:00	16:00	17:00	15:00						15:00
Volume	3	11	40	61	33	11	4	2						150

Directional Peak Periods	AM 7-9			NOON 12-2			PM 4-6			Off Peak Volumes		
All Speeds	Volume		%	Volume		%	Volume		%	Volume		%
	221	↔	17%	175	↔	13%	209	↔	16%	716	↔	54%

Street Name	Direction	Percentiles					
		15th	50th	Average	85th	95th	ADT
S Sparks St	Summary	22	28	28	34	38	1321

Prepared by NDS/ATD

Prepared by National Data & Surveying Services

VOLUME

S Sparks St Bet. W Olive Ave & W Oak St

Day: Thursday
Date: 1/19/2023

City: Burbank
Project #: CA23_020030_018

DAILY TOTALS	NB	SB	EB	WB	Total
	758	563	0	0	1,321

AM Period	NB		SB		EB	WB	TOTAL		PM Period	NB		SB		EB	WB	TOTAL	
0:00	0		1		0	0	1		12:00	10		15		0	0	25	
0:15	1		0		0	0	1		12:15	14		8		0	0	22	
0:30	1		1		0	0	2		12:30	12		11		0	0	23	
0:45	0	2	2	4	0	0	2	6	12:45	13	49	7	41	0	0	20	90
1:00	0		1		0	0	1		13:00	8		6		0	0	14	
1:15	0		0		0	0			13:15	14		14		0	0	28	
1:30	0		0		0	0			13:30	6		15		0	0	21	
1:45	0		1	2	0	0	1	2	13:45	15	43	7	42	0	0	22	85
2:00	0		0		0	0			14:00	10		8		0	0	18	
2:15	0		1		0	0	1		14:15	12		7		0	0	19	
2:30	0		0		0	0			14:30	12		11		0	0	23	
2:45	1	1	0	1	0	0	1	2	14:45	16	50	19	45	0	0	35	95
3:00	0		0		0	0			15:00	19		16		0	0	35	
3:15	1		0		0	0	1		15:15	43		7		0	0	50	
3:30	0		0		0	0			15:30	19		10		0	0	29	
3:45	0	1	0		0	0		1	15:45	20	101	16	49	0	0	36	150
4:00	0		0		0	0			16:00	20		16		0	0	36	
4:15	0		2		0	0	2		16:15	9		12		0	0	21	
4:30	0		1		0	0	1		16:30	14		9		0	0	23	
4:45	0		0	3	0	0		3	16:45	15	58	9	46	0	0	24	104
5:00	0		1		0	0	1		17:00	16		8		0	0	24	
5:15	0		1		0	0	1		17:15	14		18		0	0	32	
5:30	3		1		0	0	4		17:30	16		12		0	0	28	
5:45	2	5	2	5	0	0	4	10	17:45	12	58	9	47	0	0	21	105
6:00	5		3		0	0	8		18:00	13		12		0	0	25	
6:15	1		2		0	0	3		18:15	17		5		0	0	22	
6:30	3		4		0	0	7		18:30	12		9		0	0	21	
6:45	3	12	8	17	0	0	11	29	18:45	5	47	8	34	0	0	13	81
7:00	7		6		0	0	13		19:00	7		1		0	0	8	
7:15	11		7		0	0	18		19:15	8		9		0	0	17	
7:30	13		11		0	0	24		19:30	6		7		0	0	13	
7:45	27	58	19	43	0	0	46	101	19:45	10	31	10	27	0	0	20	58
8:00	37		10		0	0	47		20:00	7		4		0	0	11	
8:15	23		9		0	0	32		20:15	4		8		0	0	12	
8:30	11		11		0	0	22		20:30	2		2		0	0	4	
8:45	14	85	5	35	0	0	19	120	20:45	4	17	3	17	0	0	7	34
9:00	14		4		0	0	18		21:00	4		5		0	0	9	
9:15	7		5		0	0	12		21:15	5		3		0	0	8	
9:30	9		8		0	0	17		21:30	2		5		0	0	7	
9:45	9	39	6	23	0	0	15	62	21:45	3	14	4	17	0	0	7	31
10:00	8		6		0	0	14		22:00	2		1		0	0	3	
10:15	10		9		0	0	19		22:15	0		1		0	0	1	
10:30	13		4		0	0	17		22:30	1		0		0	0	1	
10:45	10	41	10	29	0	0	20	70	22:45	2	5	0	2	0	0	2	7
11:00	9		7		0	0	16		23:00	0		0		0	0		
11:15	3		6		0	0	9		23:15	1		0		0	0	1	
11:30	13		9		0	0	22		23:30	0		0		0	0		
11:45	14	39	12	34	0	0	26	73	23:45	1	2	0		0	0	1	2
TOTALS		283		196				479	TOTALS		475		367				842
SPLIT %		59.1%		40.9%				36.3%	SPLIT %		56.4%		43.6%				63.7%

DAILY TOTALS	NB	SB	EB	WB	Total
	758	563	0	0	1,321

AM Peak Hour	7:30	7:30			7:30	PM Peak Hour	15:15	15:30			15:15
AM Pk Volume	100	49			149	PM Pk Volume	102	54			151
Pk Hr Factor	0.676	0.645			0.793	Pk Hr Factor	0.593	0.844			0.755
7 - 9 Volume	143	78	0	0	221	4 - 6 Volume	116	93	0	0	209
7 - 9 Peak Hour	7:30	7:30			7:30	4 - 6 Peak Hour	16:45	16:45			16:45
7 - 9 Pk Volume	100	49	0	0	149	4 - 6 Pk Volume	61	47	0	0	108
Pk Hr Factor	0.676	0.645	0.000	0.000	0.793	Pk Hr Factor	0.953	0.653	0.000	0.000	0.844

Prepared by NDS/ATD

Project #: CA23_020030_018 **City:** Burbank

Location: S Sparks St Bet. W Olive Ave & W Oak St **Date:** 1/19/2023

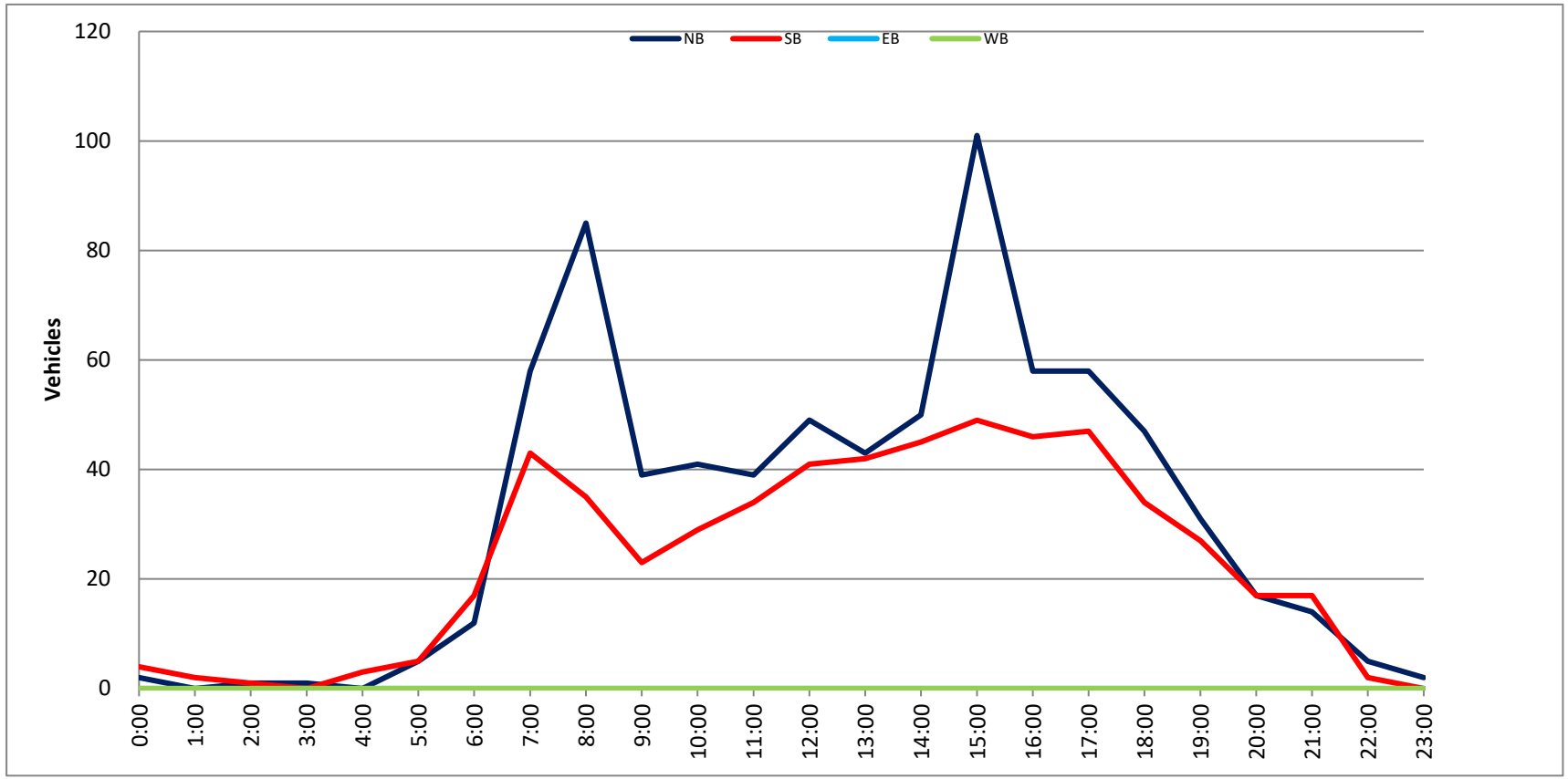

Prepared by National Data & Surveying Services

SPEED

S Beachwood Dr Bet. W Oak St & W Alameda Ave

Day: Tuesday
Date: 1/17/2023

City: Burbank
Project #: CA23_020030_022n

North Bound

Time	< 15	15 - 19	20 - 24	25 - 29	30 - 34	35 - 39	40 - 44	45 - 49	50 - 54	55 - 59	60 - 64	65 - 69	70 +	Total
00:00 AM	0	0	0	0	0	0	0	0	0	0	0	0	0	0
00:15	0	0	0	0	0	0	0	0	0	0	0	0	0	0
00:30	0	0	0	0	0	0	0	0	0	0	0	0	0	0
00:45	0	0	0	1	0	0	0	0	0	0	0	0	0	1
01:00	0	0	0	0	1	0	0	0	0	0	0	0	0	1
01:15	0	0	0	0	0	0	0	0	0	0	0	0	0	0
01:30	0	0	0	0	1	0	0	0	0	0	0	0	0	1
01:45	0	0	0	0	0	0	0	0	0	0	0	0	0	0
02:00	0	0	1	0	0	0	0	0	0	0	0	0	0	1
02:15	0	0	0	0	0	0	0	0	0	0	0	0	0	0
02:30	0	0	0	0	1	0	0	0	0	0	0	0	0	1
02:45	0	0	0	0	0	0	0	0	0	0	0	0	0	0
03:00	0	0	0	0	0	0	0	0	0	0	0	0	0	0
03:15	0	0	0	0	0	0	0	0	0	0	0	0	0	0
03:30	0	0	0	0	0	0	0	0	0	0	0	0	0	0
03:45	0	0	0	0	0	0	0	0	0	0	0	0	0	0
04:00	0	0	0	0	0	0	0	0	0	0	0	0	0	0
04:15	0	0	0	0	0	0	0	0	0	0	0	0	0	0
04:30	0	0	0	0	0	0	0	0	0	0	0	0	0	0
04:45	0	0	0	0	0	0	0	0	0	0	0	0	0	0
05:00	0	0	1	0	0	0	0	0	0	0	0	0	0	1
05:15	0	0	0	0	0	0	0	0	0	0	0	0	0	0
05:30	0	0	0	1	0	0	0	0	0	0	0	0	0	1
05:45	0	0	1	3	0	0	0	0	0	0	0	0	0	4
06:00	0	0	0	0	2	0	0	0	0	0	0	0	0	2
06:15	0	0	0	0	0	0	0	0	0	0	0	0	0	0
06:30	0	0	0	0	1	0	0	0	0	0	0	0	0	1
06:45	0	0	0	1	1	1	0	0	0	0	0	0	0	3
07:00	0	0	0	0	0	0	0	0	0	0	0	0	0	0
07:15	0	0	0	0	1	0	0	0	0	0	0	0	0	1
07:30	0	0	1	7	1	0	0	0	0	0	0	0	0	9
07:45	0	0	1	3	2	1	1	0	0	0	0	0	0	8
08:00	0	0	2	1	3	1	0	0	0	0	0	0	0	7
08:15	0	1	0	3	2	1	0	0	0	0	0	0	0	7
08:30	0	0	2	0	0	0	0	0	0	0	0	0	0	2
08:45	0	0	0	2	0	1	0	0	0	0	0	0	0	3
09:00	0	0	0	6	0	0	0	0	0	0	0	0	0	6
09:15	0	0	2	2	0	0	0	0	0	0	0	0	0	4
09:30	0	0	0	0	1	0	0	0	0	0	0	0	0	1
09:45	0	0	0	2	0	2	0	0	0	0	0	0	0	4
10:00	0	0	2	1	1	0	0	0	0	0	0	0	0	4
10:15	0	0	1	2	1	0	0	0	0	0	0	0	0	4
10:30	0	0	2	1	0	0	0	0	0	0	0	0	0	3
10:45	0	0	0	3	1	1	0	0	0	0	0	0	0	5
11:00	0	2	1	2	2	0	0	0	0	0	0	0	0	7
11:15	0	0	1	2	1	0	0	0	0	0	0	0	0	4
11:30	0	1	0	1	2	0	0	0	0	0	0	0	0	4
11:45	0	0	1	4	2	2	0	0	0	0	0	0	0	9
12:00 PM	1	1	1	3	2	0	0	0	0	0	0	0	0	8
12:15	0	0	2	0	1	1	0	0	0	0	0	0	0	4
12:30	0	0	3	2	3	1	0	0	0	0	0	0	0	9
12:45	1	1	1	3	4	1	0	0	0	0	0	0	0	11
13:00	0	1	1	4	1	1	0	0	0	0	0	0	0	8
13:15	0	0	2	3	1	1	0	0	0	0	0	0	0	7
13:30	0	2	3	1	1	1	1	0	0	0	0	0	0	9
13:45	0	0	2	2	2	1	0	0	0	0	0	0	0	7
14:00	0	1	3	3	1	1	0	0	0	0	0	0	0	9
14:15	0	0	5	3	6	0	1	0	0	0	0	0	0	15
14:30	0	1	2	2	1	1	0	0	0	0	0	0	0	7
14:45	0	0	2	1	3	0	0	0	0	0	0	0	0	6
15:00	0	0	1	1	3	0	0	0	0	0	0	0	0	5
15:15	1	0	2	3	3	2	0	0	0	0	0	0	0	11
15:30	0	0	2	2	2	2	0	0	0	0	0	0	0	8
15:45	0	0	1	3	3	6	1	0	0	0	0	0	0	14
16:00	0	1	3	1	0	1	0	0	0	0	0	0	0	6
16:15	0	1	1	4	1	0	0	0	0	0	0	0	0	7
16:30	0	0	0	3	1	0	0	0	0	0	0	0	0	4
16:45	1	1	1	2	3	0	0	0	0	0	0	0	0	8
17:00	1	0	0	5	1	0	0	0	0	0	0	0	0	7
17:15	0	0	1	4	2	0	0	0	0	0	0	0	0	7
17:30	0	1	2	3	2	0	0	0	0	0	0	0	0	8
17:45	0	0	2	3	2	0	0	0	0	0	0	0	0	7
18:00	1	0	2	0	0	1	0	0	0	0	0	0	0	4
18:15	0	0	1	2	2	1	0	0	0	0	0	0	0	6
18:30	0	1	2	1	0	0	0	0	0	0	0	0	0	4
18:45	0	1	2	2	0	0	0	0	0	0	0	0	0	5
19:00	3	0	1	2	3	0	0	0	0	0	0	0	0	9
19:15	0	1	1	2	1	0	0	0	0	0	0	0	0	5
19:30	0	0	2	1	0	0	0	0	0	0	0	0	0	3
19:45	0	0	3	2	0	0	0	0	0	0	0	0	0	5
20:00	0	0	1	3	1	0	0	0	0	0	0	0	0	5
20:15	0	0	0	0	1	0	0	0	0	0	0	0	0	1
20:30	0	0	0	3	0	0	0	0	0	0	0	0	0	3
20:45	1	0	0	0	2	0	0	0	0	0	0	0	0	3
21:00	0	1	2	1	0	1	0	0	0	0	0	0	0	5
21:15	0	0	0	2	2	0	0	0	0	0	0	0	0	4
21:30	0	0	2	0	0	0	0	0	0	0	0	0	0	2
21:45	1	0	0	1	1	0	0	0	0	0	0	0	0	3
22:00	0	0	0	1	0	1	0	0	0	0	0	0	0	2
22:15	1	0	0	2	1	0	0	0	0	0	0	0	0	4
22:30	0	0	0	0	0	0	0	0	0	0	0	0	0	0
22:45	0	0	0	1	0	0	0	0	0	0	0	0	0	1
23:00	0	0	1	1	1	0	0	0	0	0	0	0	0	3
23:15	0	0	1	0	0	0	0	0	0	0	0	0	0	1
23:30	0	0	0	0	1	0	0	0	0	0	0	0	0	1
23:45	0	0	0	0	0	0	0	0	0	0	0	0	0	0
Totals	12	19	83	136	92	34	4							380
% of Totals	3%	5%	22%	36%	24%	9%	1%							100%

AM Volumes	0	4	19	48	27	10	1	0	0	0	0	0	0	109
% AM		1%	5%	13%	7%	3%	0%							29%
AM Peak Hour	11:15	10:45	11:45	07:30	07:30	11:45	07:00							07:30
Volume	1	3	7	14	8	4	1							31
PM Volumes	12	15	64	88	65	24	3	0	0	0	0	0	0	271
% PM	3%	4%	17%	23%	17%	6%	1%							71%
PM Peak Hour	18:15	12:45	13:30	17:00	14:15	15:15	13:30							13:30
Volume	3	4	13	15	13	11	2							40

Directional Peak Periods	AM 7-9			NOON 12-2			PM 4-6			Off Peak Volumes		
All Classes	Volume	⟷	%	Volume	⟷	%	Volume	⟷	%	Volume	⟷	%
	37		10%	63		17%	54		14%	226		59%

Street Name	Direction	Percentiles					
		15th	50th	Average	85th	95th	ADT
S Beachwood Dr	North Bound	22	28	28	34	38	380
S Beachwood Dr	South Bound	21	27	27	34	38	324

Prepared by National Data & Surveying Services

SPEED

S Beachwood Dr Bet. W Oak St & W Alameda Ave

Day: Tuesday
Date: 1/17/2023

City: Burbank
Project #: CA23_020030_022s

South Bound

Time	< 15	15 - 19	20 - 24	25 - 29	30 - 34	35 - 39	40 - 44	45 - 49	50 - 54	55 - 59	60 - 64	65 - 69	70 +	Total
00:00 AM	0	0	0	0	0	0	0	0	0	0	0	0	0	0
00:15	0	0	0	0	0	0	0	0	0	0	0	0	0	0
00:30	0	0	0	0	1	0	0	0	0	0	0	0	0	1
00:45	0	0	0	0	0	1	0	0	0	0	0	0	0	1
01:00	0	0	0	0	1	0	0	0	0	0	0	0	0	1
01:15	0	0	0	0	0	0	0	0	0	0	0	0	0	0
01:30	0	0	0	0	0	1	0	0	0	0	0	0	0	1
01:45	0	0	0	0	0	0	0	0	0	0	0	0	0	0
02:00	0	0	0	0	0	0	0	0	0	0	0	0	0	0
02:15	0	0	0	0	0	0	0	0	0	0	0	0	0	0
02:30	0	0	0	0	0	0	0	0	0	0	0	0	0	0
02:45	0	0	0	0	0	0	0	0	0	0	0	0	0	0
03:00	0	0	0	0	0	0	0	0	0	0	0	0	0	0
03:15	0	0	0	0	0	0	0	0	0	0	0	0	0	0
03:30	0	0	0	0	0	0	0	0	0	0	0	0	0	0
03:45	0	0	0	0	0	0	0	0	0	0	0	0	0	0
04:00	0	0	0	0	0	0	0	0	0	0	0	0	0	0
04:15	0	0	0	0	0	0	0	0	0	0	0	0	0	0
04:30	0	0	0	0	0	0	0	0	0	0	0	0	0	0
04:45	0	1	0	0	0	0	0	0	0	0	0	0	0	1
05:00	0	0	0	0	1	0	1	0	0	0	0	0	0	2
05:15	0	0	1	1	1	0	0	1	0	0	0	0	0	4
05:30	0	0	0	0	0	0	0	0	0	0	0	0	0	0
05:45	0	0	2	0	0	0	0	0	0	0	0	0	0	2
06:00	0	0	1	0	1	0	0	0	0	0	0	0	0	2
06:15	0	0	1	1	0	0	0	0	0	0	0	0	0	2
06:30	0	1	0	1	0	0	0	0	0	0	0	0	0	2
06:45	0	0	1	0	0	0	0	0	0	0	0	0	0	1
07:00	0	1	2	2	0	0	0	0	0	0	0	0	0	5
07:15	1	0	2	0	1	0	0	0	0	0	0	0	0	4
07:30	0	0	0	7	4	0	0	0	0	0	0	0	0	11
07:45	0	1	1	10	5	0	1	0	0	0	0	0	0	18
08:00	0	1	1	1	1	1	0	0	0	0	0	0	0	5
08:15	0	1	2	2	0	1	0	0	0	0	0	0	0	6
08:30	1	0	0	3	0	0	0	0	0	0	0	0	0	4
08:45	0	2	2	1	2	1	0	0	0	0	0	0	0	8
09:00	0	0	1	3	1	0	0	0	0	0	0	0	0	5
09:15	0	0	0	4	2	0	0	0	0	0	0	0	0	6
09:30	0	0	2	0	0	0	0	0	0	0	0	0	0	2
09:45	0	0	1	3	3	0	0	0	0	0	0	0	0	7
10:00	0	0	0	1	1	0	0	0	0	0	0	0	0	2
10:15	0	1	1	0	1	0	0	0	0	0	0	0	0	3
10:30	0	0	0	1	0	0	0	0	0	0	0	0	0	1
10:45	1	2	1	1	0	0	0	0	0	0	0	0	0	5
11:00	0	0	1	2	0	0	0	0	0	0	0	0	0	3
11:15	0	0	0	0	1	1	0	0	0	0	0	0	0	2
11:30	0	0	3	4	1	0	0	0	0	0	0	0	0	8
11:45	0	0	0	0	2	0	0	0	0	0	0	0	0	2
12:00 PM	0	0	2	2	0	1	1	0	0	0	0	0	0	6
12:15	0	0	0	3	1	0	0	0	0	0	0	0	0	4
12:30	0	1	1	3	1	0	0	0	0	0	0	0	0	6
12:45	0	0	2	4	0	1	0	0	0	0	0	0	0	7
13:00	0	0	3	5	3	0	0	0	0	0	0	0	0	11
13:15	0	0	2	2	0	0	0	0	0	0	0	0	0	4
13:30	0	1	2	2	0	0	0	0	0	0	0	0	0	5
13:45	0	0	2	3	1	0	2	0	0	0	0	0	0	8
14:00	0	2	2	0	3	0	0	0	0	0	0	0	0	7
14:15	1	0	6	8	4	2	0	0	0	0	0	0	0	21
14:30	0	0	1	1	4	0	0	0	0	0	0	0	0	6
14:45	0	1	0	2	1	2	0	0	0	0	0	0	0	6
15:00	0	0	2	2	4	2	0	0	0	0	0	0	0	10
15:15	3	0	1	3	2	0	0	0	0	0	0	0	0	9
15:30	0	1	0	1	0	0	0	0	0	0	0	0	0	2
15:45	0	0	2	3	1	0	0	0	0	0	0	0	0	6
16:00	0	0	1	0	2	0	0	0	0	0	0	0	0	3
16:15	0	0	0	1	0	0	0	0	0	0	0	0	0	1
16:30	0	0	2	3	0	2	0	0	0	0	0	0	0	7
16:45	0	0	1	2	0	0	0	0	0	0	0	0	0	3
17:00	1	0	1	1	3	0	0	1	0	0	0	0	0	7
17:15	0	0	1	1	0	0	0	0	0	0	0	0	0	2
17:30	0	0	1	3	0	1	0	0	0	0	0	0	0	5
17:45	0	1	3	1	2	0	0	0	0	0	0	0	0	7
18:00	0	0	0	0	0	0	0	0	0	0	0	0	0	0
18:15	0	0	0	0	2	1	0	0	0	0	0	0	0	3
18:30	0	2	0	0	0	2	0	0	0	0	0	0	0	4
18:45	0	0	1	1	2	0	0	0	0	0	0	0	0	4
19:00	0	0	2	2	2	0	0	0	0	0	0	0	0	6
19:15	0	0	1	0	1	0	0	0	0	0	0	0	0	2
19:30	0	1	0	0	2	1	0	0	0	0	0	0	0	4
19:45	0	0	2	1	0	1	0	0	0	0	0	0	0	4
20:00	0	0	2	1	0	0	0	0	0	0	0	0	0	3
20:15	0	0	0	0	0	0	0	0	0	0	0	0	0	0
20:30	0	0	0	0	0	0	0	0	0	0	0	0	0	0
20:45	0	0	3	1	2	0	0	0	0	0	0	0	0	6
21:00	0	0	0	0	0	0	0	0	0	0	0	0	0	0
21:15	0	1	0	0	1	0	0	0	0	0	0	0	0	2
21:30	0	0	1	0	0	0	0	0	0	0	0	0	0	1
21:45	0	0	0	0	0	0	0	0	0	0	0	0	0	0
22:00	0	0	0	0	1	0	0	0	0	0	0	0	0	1
22:15	0	0	0	0	0	0	0	0	0	0	0	0	0	0
22:30	1	0	0	1	0	0	0	0	0	0	0	0	0	2
22:45	0	0	1	0	0	0	0	0	0	0	0	0	0	1
23:00	0	0	0	0	0	0	0	0	0	0	0	0	0	0
23:15	0	0	0	0	0	0	0	0	0	0	0	0	0	0
23:30	0	0	0	0	0	0	0	0	0	0	0	0	0	0
23:45	0	0	0	1	0	0	0	0	0	0	0	0	0	1
Totals	9	22	77	112	75	22	5	2						324
% of Totals	3%	7%	24%	35%	23%	7%	2%	1%						100%

AM Volumes	3	11	26	48	30	6	2	1	0	0	0	0	0	127
% AM	1%	3%	8%	15%	9%	2%	1%	0%						39%
AM Peak Hour	06:30	08:00	06:30	07:30	07:15	08:00	04:15	04:30						07:30
Volume	1	4	5	20	11	3	1	1						40
PM Volumes	6	11	51	64	45	16	3	1	0	0	0	0	0	197
% PM	2%	3%	16%	20%	14%	5%	1%	0%						61%
PM Peak Hour	14:30	13:15	13:30	12:15	14:15	14:15	13:00	16:15						14:15
Volume	3	3	12	15	13	6	2	1						43

Directional Peak Periods	AM 7-9			NOON 12-2			PM 4-6			Off Peak Volumes		
All Classes	Volume	⟷	%	Volume	⟷	%	Volume	⟷	%	Volume	⟷	%
	61		19%	51		16%	35		11%	177		55%

Street Name	Direction	Percentiles					
		15th	50th	Average	85th	95th	ADT
S Beachwood Dr	North Bound	22	28	28	34	38	380
S Beachwood Dr	South Bound	21	27	27	34	38	324

Prepared by National Data & Surveying Services

SPEED

S Beachwood Dr Bet. W Oak St & W Alameda Ave

Day: Tuesday
Date: 1/17/2023

City: Burbank
Project #: CA23_020030_022

Summary

Time	< 15	15 - 19	20 - 24	25 - 29	30 - 34	35 - 39	40 - 44	45 - 49	50 - 54	55 - 59	60 - 64	65 - 69	70 +	Total
00:00 AM	0	0	0	0	0	0	0	0	0	0	0	0	0	0
00:15	0	0	0	0	0	0	0	0	0	0	0	0	0	0
00:30	0	0	0	0	1	0	0	0	0	0	0	0	0	1
00:45	0	0	0	1	0	1	0	0	0	0	0	0	0	2
01:00	0	0	0	0	2	0	0	0	0	0	0	0	0	2
01:15	0	0	0	0	0	0	0	0	0	0	0	0	0	0
01:30	0	0	0	0	1	1	0	0	0	0	0	0	0	2
01:45	0	0	0	0	0	0	0	0	0	0	0	0	0	0
02:00	0	0	1	0	0	0	0	0	0	0	0	0	0	1
02:15	0	0	0	0	0	0	0	0	0	0	0	0	0	0
02:30	0	0	0	0	1	0	0	0	0	0	0	0	0	1
02:45	0	0	0	0	0	0	0	0	0	0	0	0	0	0
03:00	0	0	0	0	0	0	0	0	0	0	0	0	0	0
03:15	0	0	0	0	0	0	0	0	0	0	0	0	0	0
03:30	0	0	0	0	0	0	0	0	0	0	0	0	0	0
03:45	0	0	0	0	0	0	0	0	0	0	0	0	0	0
04:00	0	0	0	0	0	0	0	0	0	0	0	0	0	0
04:15	0	0	0	0	0	0	0	0	0	0	0	0	0	0
04:30	0	0	0	0	0	0	0	0	0	0	0	0	0	0
04:45	0	1	0	0	0	0	0	0	0	0	0	0	0	1
05:00	0	0	1	0	1	0	1	0	0	0	0	0	0	3
05:15	0	0	1	1	1	0	0	1	0	0	0	0	0	4
05:30	0	0	0	1	0	0	0	0	0	0	0	0	0	1
05:45	0	0	3	3	0	0	0	0	0	0	0	0	0	6
06:00	0	0	1	0	3	0	0	0	0	0	0	0	0	4
06:15	0	0	1	1	0	0	0	0	0	0	0	0	0	2
06:30	0	1	0	1	1	0	0	0	0	0	0	0	0	3
06:45	0	0	1	1	1	1	0	0	0	0	0	0	0	4
07:00	0	1	2	2	0	0	0	0	0	0	0	0	0	5
07:15	1	0	2	0	2	0	0	0	0	0	0	0	0	5
07:30	0	0	1	14	5	0	0	0	0	0	0	0	0	20
07:45	0	1	2	13	7	1	2	0	0	0	0	0	0	26
08:00	0	1	3	2	4	2	0	0	0	0	0	0	0	12
08:15	0	2	2	5	2	2	0	0	0	0	0	0	0	13
08:30	1	0	2	3	0	0	0	0	0	0	0	0	0	6
08:45	0	2	2	3	2	2	0	0	0	0	0	0	0	11
09:00	0	0	1	9	1	0	0	0	0	0	0	0	0	11
09:15	0	0	2	6	2	0	0	0	0	0	0	0	0	10
09:30	0	0	2	0	1	0	0	0	0	0	0	0	0	3
09:45	0	0	1	5	3	2	0	0	0	0	0	0	0	11
10:00	0	0	2	2	2	0	0	0	0	0	0	0	0	6
10:15	0	1	2	2	2	0	0	0	0	0	0	0	0	7
10:30	0	0	2	2	0	0	0	0	0	0	0	0	0	4
10:45	1	2	1	4	1	1	0	0	0	0	0	0	0	10
11:00	0	2	2	4	2	0	0	0	0	0	0	0	0	10
11:15	0	0	1	2	2	1	0	0	0	0	0	0	0	6
11:30	0	1	3	5	3	0	0	0	0	0	0	0	0	12
11:45	0	0	1	4	4	2	0	0	0	0	0	0	0	11
12:00 PM	1	1	3	5	2	1	1	0	0	0	0	0	0	14
12:15	0	0	2	3	2	1	0	0	0	0	0	0	0	8
12:30	0	1	4	5	4	1	0	0	0	0	0	0	0	15
12:45	1	1	3	7	4	2	0	0	0	0	0	0	0	18
13:00	0	1	4	9	4	1	0	0	0	0	0	0	0	19
13:15	0	0	4	5	1	1	0	0	0	0	0	0	0	11
13:30	0	3	5	3	1	1	1	0	0	0	0	0	0	14
13:45	0	0	4	5	3	1	2	0	0	0	0	0	0	15
14:00	0	3	5	3	4	1	0	0	0	0	0	0	0	16
14:15	1	0	11	11	10	2	1	0	0	0	0	0	0	36
14:30	0	1	3	3	5	1	0	0	0	0	0	0	0	13
14:45	0	1	2	3	4	2	0	0	0	0	0	0	0	12
15:00	0	0	3	3	7	2	0	0	0	0	0	0	0	15
15:15	4	0	3	6	5	2	0	0	0	0	0	0	0	20
15:30	0	1	2	3	2	2	0	0	0	0	0	0	0	10
15:45	0	0	3	6	4	6	1	0	0	0	0	0	0	20
16:00	0	1	4	1	2	1	0	0	0	0	0	0	0	9
16:15	0	1	1	5	1	0	0	0	0	0	0	0	0	8
16:30	0	0	2	6	1	2	0	0	0	0	0	0	0	11
16:45	1	1	2	4	3	0	0	0	0	0	0	0	0	11
17:00	2	0	1	6	4	0	0	1	0	0	0	0	0	14
17:15	0	0	2	5	2	0	0	0	0	0	0	0	0	9
17:30	0	1	3	6	2	1	0	0	0	0	0	0	0	13
17:45	0	1	5	4	4	0	0	0	0	0	0	0	0	14
18:00	1	0	2	0	0	1	0	0	0	0	0	0	0	4
18:15	0	0	1	2	4	2	0	0	0	0	0	0	0	9
18:30	0	3	2	1	0	2	0	0	0	0	0	0	0	8
18:45	0	1	3	3	2	0	0	0	0	0	0	0	0	9
19:00	3	0	3	4	5	0	0	0	0	0	0	0	0	15
19:15	0	1	2	2	2	0	0	0	0	0	0	0	0	7
19:30	0	1	2	1	2	1	0	0	0	0	0	0	0	7
19:45	0	0	5	3	0	1	0	0	0	0	0	0	0	9
20:00	0	0	3	4	1	0	0	0	0	0	0	0	0	8
20:15	0	0	0	0	1	0	0	0	0	0	0	0	0	1
20:30	0	0	0	3	0	0	0	0	0	0	0	0	0	3
20:45	1	0	3	1	4	0	0	0	0	0	0	0	0	9
21:00	0	1	2	1	0	1	0	0	0	0	0	0	0	5
21:15	0	1	0	2	3	0	0	0	0	0	0	0	0	6
21:30	0	0	3	0	0	0	0	0	0	0	0	0	0	3
21:45	1	0	0	1	1	0	0	0	0	0	0	0	0	3
22:00	0	0	0	1	1	1	0	0	0	0	0	0	0	3
22:15	1	0	0	2	1	0	0	0	0	0	0	0	0	4
22:30	1	0	0	1	0	0	0	0	0	0	0	0	0	2
22:45	0	0	1	1	0	0	0	0	0	0	0	0	0	2
23:00	0	0	1	1	1	0	0	0	0	0	0	0	0	3
23:15	0	0	1	0	0	0	0	0	0	0	0	0	0	1
23:30	0	0	0	0	1	0	0	0	0	0	0	0	0	1
23:45	0	0	0	1	0	0	0	0	0	0	0	0	0	1
Totals	21	41	160	248	167	56	9	2						704
% of Totals	3%	6%	23%	35%	24%	8%	1%	0%						100%

AM Volumes	3	15	45	96	57	16	3	1	0	0	0	0	0	236
% AM	0%	2%	6%	14%	8%	2%	0%	0%						34%
AM Peak Hour	06:30	08:00	11:45	07:30	07:15	08:00	07:00	04:30						07:30
Volume	1	5	10	34	18	6	2	1						71
PM Volumes	18	26	115	152	110	40	6	1	0	0	0	0	0	468
% PM	3%	4%	16%	22%	16%	6%	1%	0%						66%
PM Peak Hour	14:30	13:15	13:30	12:30	14:15	15:00	13:30	16:15						13:30
Volume	4	6	25	26	26	12	4	1						81

Directional Peak Periods	AM 7-9			NOON 12-2			PM 4-6			Off Peak Volumes		
All Classes	Volume	⟷	%	Volume	⟷	%	Volume	⟷	%	Volume	⟷	%
	98		14%	114		16%	89		13%	403		57%

Street Name	Direction	Percentiles					
		15th	50th	Average	85th	95th	ADT
S Beachwood Dr	Summary	21	28	27	34	38	704

Prepared by National Data & Surveying Services

SPEED

S Beachwood Dr Bet. W Oak St & W Alameda Ave

Day: Tuesday
Date: 1/17/2023

City: Burbank
Project #: CA23_020030_022n

North Bound

Time	< 15	15 - 19	20 - 24	25 - 29	30 - 34	35 - 39	40 - 44	45 - 49	50 - 54	55 - 59	60 - 64	65 - 69	70 +	Total
00:00 AM	0	0	0	1	0	0	0	0	0	0	0	0	0	1
01:00	0	0	0	0	2	0	0	0	0	0	0	0	0	2
02:00	0	0	1	0	1	0	0	0	0	0	0	0	0	2
03:00	0	0	0	0	0	0	0	0	0	0	0	0	0	0
04:00	0	0	0	0	0	0	0	0	0	0	0	0	0	0
05:00	0	0	2	4	0	0	0	0	0	0	0	0	0	6
06:00	0	0	0	1	4	1	0	0	0	0	0	0	0	6
07:00	0	0	2	10	4	1	1	0	0	0	0	0	0	18
08:00	0	1	4	6	5	3	0	0	0	0	0	0	0	19
09:00	0	0	2	10	1	2	0	0	0	0	0	0	0	15
10:00	0	0	5	7	3	1	0	0	0	0	0	0	0	16
11:00	0	3	3	9	7	2	0	0	0	0	0	0	0	24
12:00 PM	2	2	7	8	10	3	0	0	0	0	0	0	0	32
13:00	0	3	8	10	5	4	1	0	0	0	0	0	0	31
14:00	0	2	12	9	11	2	1	0	0	0	0	0	0	37
15:00	1	0	6	9	11	10	1	0	0	0	0	0	0	38
16:00	1	3	5	10	5	1	0	0	0	0	0	0	0	25
17:00	1	1	5	15	7	0	0	0	0	0	0	0	0	29
18:00	1	2	7	5	2	2	0	0	0	0	0	0	0	19
19:00	3	1	7	7	4	0	0	0	0	0	0	0	0	22
20:00	1	0	1	6	4	0	0	0	0	0	0	0	0	12
21:00	1	1	4	4	3	1	0	0	0	0	0	0	0	14
22:00	1	0	0	4	1	1	0	0	0	0	0	0	0	7
23:00	0	0	2	1	2	0	0	0	0	0	0	0	0	5
Totals	12	19	83	136	92	34	4							380
% of Totals	3%	5%	22%	36%	24%	9%	1%							100%

AM Volumes	0	4	19	48	27	10	1	0	0	0	0	0	0	109
% AM		1%	5%	13%	7%	3%	0%							29%
AM Peak Hour		11:00	10:00	07:00	11:00	08:00	07:00							11:00
Volume		3	5	10	7	3	1							24
PM Volumes	12	15	64	88	65	24	3	0	0	0	0	0	0	271
% PM	3%	4%	17%	23%	17%	6%	1%							71%
PM Peak Hour	19:00	13:00	14:00	17:00	14:00	15:00	13:00							15:00
Volume	3	3	12	15	11	10	1							38

Directional Peak Periods	AM 7-9			NOON 12-2			PM 4-6			Off Peak Volumes		
All Speeds	Volume		%	Volume		%	Volume		%	Volume		%
	37	↔	10%	63	↔	17%	54	↔	14%	226	↔	59%

Street Name	Direction	Percentiles					
		15th	50th	Average	85th	95th	ADT
S Beachwood Dr	North Bound	22	28	28	34	38	380
S Beachwood Dr	South Bound	21	27	27	34	38	324

Prepared by National Data & Surveying Services

SPEED

S Beachwood Dr Bet. W Oak St & W Alameda Ave

Day: Tuesday
Date: 1/17/2023

City: Burbank
Project #: CA23_020030_022s

South Bound

Time	< 15	15 - 19	20 - 24	25 - 29	30 - 34	35 - 39	40 - 44	45 - 49	50 - 54	55 - 59	60 - 64	65 - 69	70 +	Total
00:00 AM	0	0	0	0	1	1	0	0	0	0	0	0	0	2
01:00	0	0	0	0	1	1	0	0	0	0	0	0	0	2
02:00	0	0	0	0	0	0	0	0	0	0	0	0	0	0
03:00	0	0	0	0	0	0	0	0	0	0	0	0	0	0
04:00	0	1	0	0	0	0	0	0	0	0	0	0	0	1
05:00	0	0	3	1	2	0	1	1	0	0	0	0	0	8
06:00	0	1	3	2	1	0	0	0	0	0	0	0	0	7
07:00	1	2	5	19	10	0	1	0	0	0	0	0	0	38
08:00	1	4	5	7	3	3	0	0	0	0	0	0	0	23
09:00	0	0	4	10	6	0	0	0	0	0	0	0	0	20
10:00	1	3	2	3	2	0	0	0	0	0	0	0	0	11
11:00	0	0	4	6	4	1	0	0	0	0	0	0	0	15
12:00 PM	0	1	5	12	2	2	1	0	0	0	0	0	0	23
13:00	0	1	9	12	4	0	2	0	0	0	0	0	0	28
14:00	1	3	9	11	12	4	0	0	0	0	0	0	0	40
15:00	3	1	5	9	7	2	0	0	0	0	0	0	0	27
16:00	0	0	4	6	2	2	0	0	0	0	0	0	0	14
17:00	1	1	6	6	5	1	0	1	0	0	0	0	0	21
18:00	0	2	1	1	4	3	0	0	0	0	0	0	0	11
19:00	0	1	5	3	5	2	0	0	0	0	0	0	0	16
20:00	0	0	5	2	2	0	0	0	0	0	0	0	0	9
21:00	0	1	1	0	1	0	0	0	0	0	0	0	0	3
22:00	1	0	1	1	1	0	0	0	0	0	0	0	0	4
23:00	0	0	0	1	0	0	0	0	0	0	0	0	0	1
Totals	9	22	77	112	75	22	5	2						324
% of Totals	3%	7%	24%	35%	23%	7%	2%	1%						100%

AM Volumes	3	11	26	48	30	6	2	1	0	0	0	0	0	127
% AM	1%	3%	8%	15%	9%	2%	1%	0%						39%
AM Peak Hour	07:00	08:00	07:00	07:00	07:00	08:00	05:00	05:00						07:00
Volume	1	4	5	19	10	3	1	1						38
PM Volumes	6	11	51	64	45	16	3	1	0	0	0	0	0	197
% PM	2%	3%	16%	20%	14%	5%	1%	0%						61%
PM Peak Hour	15:00	14:00	13:00	12:00	14:00	14:00	13:00	17:00						14:00
Volume	3	3	9	12	12	4	2	1						40

Directional Peak Periods	AM 7-9			NOON 12-2			PM 4-6			Off Peak Volumes		
All Speeds	Volume		%	Volume		%	Volume		%	Volume		%
	61	↔	19%	51	↔	16%	35	↔	11%	177	↔	55%

Street Name	Direction	Percentiles					
		15th	50th	Average	85th	95th	ADT
S Beachwood Dr	North Bound	22	28	28	34	38	380
S Beachwood Dr	South Bound	21	27	27	34	38	324

Prepared by National Data & Surveying Services

SPEED

S Beachwood Dr Bet. W Oak St & W Alameda Ave

Day: Tuesday
Date: 1/17/2023

City: Burbank
Project #: CA23_020030_022

Summary

Time	< 15	15 - 19	20 - 24	25 - 29	30 - 34	35 - 39	40 - 44	45 - 49	50 - 54	55 - 59	60 - 64	65 - 69	70 +	Total
00:00 AM	0	0	0	1	1	1	0	0	0	0	0	0	0	3
01:00	0	0	0	0	3	1	0	0	0	0	0	0	0	4
02:00	0	0	1	0	1	0	0	0	0	0	0	0	0	2
03:00	0	0	0	0	0	0	0	0	0	0	0	0	0	0
04:00	0	1	0	0	0	0	0	0	0	0	0	0	0	1
05:00	0	0	5	5	2	0	1	1	0	0	0	0	0	14
06:00	0	1	3	3	5	1	0	0	0	0	0	0	0	13
07:00	1	2	7	29	14	1	2	0	0	0	0	0	0	56
08:00	1	5	9	13	8	6	0	0	0	0	0	0	0	42
09:00	0	0	6	20	7	2	0	0	0	0	0	0	0	35
10:00	1	3	7	10	5	1	0	0	0	0	0	0	0	27
11:00	0	3	7	15	11	3	0	0	0	0	0	0	0	39
12:00 PM	2	3	12	20	12	5	1	0	0	0	0	0	0	55
13:00	0	4	17	22	9	4	3	0	0	0	0	0	0	59
14:00	1	5	21	20	23	6	1	0	0	0	0	0	0	77
15:00	4	1	11	18	18	12	1	0	0	0	0	0	0	65
16:00	1	3	9	16	7	3	0	0	0	0	0	0	0	39
17:00	2	2	11	21	12	1	0	1	0	0	0	0	0	50
18:00	1	4	8	6	6	5	0	0	0	0	0	0	0	30
19:00	3	2	12	10	9	2	0	0	0	0	0	0	0	38
20:00	1	0	6	8	6	0	0	0	0	0	0	0	0	21
21:00	1	2	5	4	4	1	0	0	0	0	0	0	0	17
22:00	2	0	1	5	2	1	0	0	0	0	0	0	0	11
23:00	0	0	2	2	2	0	0	0	0	0	0	0	0	6
Totals	21	41	160	248	167	56	9	2						704
% of Totals	3%	6%	23%	35%	24%	8%	1%	0%						100%

AM Volumes	3	15	45	96	57	16	3	1	0	0	0	0	0	236
% AM	0%	2%	6%	14%	8%	2%	0%	0%						34%
AM Peak Hour	07:00	08:00	08:00	07:00	07:00	08:00	07:00	05:00						07:00
Volume	1	5	9	29	14	6	2	1						56
PM Volumes	18	26	115	152	110	40	6	1	0	0	0	0	0	468
% PM	3%	4%	16%	22%	16%	6%	1%	0%						66%
PM Peak Hour	15:00	14:00	14:00	13:00	14:00	15:00	13:00	17:00						14:00
Volume	4	5	21	22	23	12	3	1						77

Directional Peak Periods	AM 7-9			NOON 12-2			PM 4-6			Off Peak Volumes		
All Speeds	Volume	↔	%	Volume	↔	%	Volume	↔	%	Volume	↔	%
	98		14%	114		16%	89		13%	403		57%

Street Name	Direction	Percentiles					
		15th	50th	Average	85th	95th	ADT
S Beachwood Dr	Summary	21	28	27	34	38	704

Prepared by NDS/ATD

Prepared by National Data & Surveying Services

VOLUME

S Beachwood Dr Bet. W Oak St & W Alameda Ave

Day: Tuesday
Date: 1/17/2023

City: Burbank
Project #: CA23_020030_022

DAILY TOTALS	NB	SB	EB	WB	Total
	380	324	0	0	704

AM Period	NB		SB		EB	WB	TOTAL		PM Period	NB		SB		EB	WB	TOTAL	
00:00	0		0		0	0			12:00	8		6		0	0	14	
00:15	0		0		0	0			12:15	4		4		0	0	8	
00:30	0		1		0	0	1		12:30	9		6		0	0	15	
00:45	1	1	1	2	0	0	2	3	12:45	11	32	7	23	0	0	18	55
01:00	1		1		0	0	2		13:00	8		11		0	0	19	
01:15	0		0		0	0			13:15	7		4		0	0	11	
01:30	1		1		0	0	2		13:30	9		5		0	0	14	
01:45	0	2	0	2	0	0		4	13:45	7	31	8	28	0	0	15	59
02:00	1		0		0	0	1		14:00	9		7		0	0	16	
02:15	0		0		0	0			14:15	15		21		0	0	36	
02:30	1		0		0	0	1		14:30	7		6		0	0	13	
02:45	0	2	0		0	0		2	14:45	6	37	6	40	0	0	12	77
03:00	0		0		0	0			15:00	5		10		0	0	15	
03:15	0		0		0	0			15:15	11		9		0	0	20	
03:30	0		0		0	0			15:30	8		2		0	0	10	
03:45	0		0		0	0			15:45	14	38	6	27	0	0	20	65
04:00	0		0		0	0			16:00	6		3		0	0	9	
04:15	0		0		0	0			16:15	7		1		0	0	8	
04:30	0		0		0	0			16:30	4		7		0	0	11	
04:45	0		1	1	0	0	1	1	16:45	8	25	3	14	0	0	11	39
05:00	1		2		0	0	3		17:00	7		7		0	0	14	
05:15	0		4		0	0	4		17:15	7		2		0	0	9	
05:30	1		0		0	0	1		17:30	8		5		0	0	13	
05:45	4	6	2	8	0	0	6	14	17:45	7	29	7	21	0	0	14	50
06:00	2		2		0	0	4		18:00	4		0		0	0	4	
06:15	0		2		0	0	2		18:15	6		3		0	0	9	
06:30	1		2		0	0	3		18:30	4		4		0	0	8	
06:45	3	6	1	7	0	0	4	13	18:45	5	19	4	11	0	0	9	30
07:00	0		5		0	0	5		19:00	9		6		0	0	15	
07:15	1		4		0	0	5		19:15	5		2		0	0	7	
07:30	9		11		0	0	20		19:30	3		4		0	0	7	
07:45	8	18	18	38	0	0	26	56	19:45	5	22	4	16	0	0	9	38
08:00	7		5		0	0	12		20:00	5		3		0	0	8	
08:15	7		6		0	0	13		20:15	1		0		0	0	1	
08:30	2		4		0	0	6		20:30	3		0		0	0	3	
08:45	3	19	8	23	0	0	11	42	20:45	3	12	6	9	0	0	9	21
09:00	6		5		0	0	11		21:00	5		0		0	0	5	
09:15	4		6		0	0	10		21:15	4		2		0	0	6	
09:30	1		2		0	0	3		21:30	2		1		0	0	3	
09:45	4	15	7	20	0	0	11	35	21:45	3	14	0	3	0	0	3	17
10:00	4		2		0	0	6		22:00	2		1		0	0	3	
10:15	4		3		0	0	7		22:15	4		0		0	0	4	
10:30	3		1		0	0	4		22:30	0		2		0	0	2	
10:45	5	16	5	11	0	0	10	27	22:45	1	7	1	4	0	0	2	11
11:00	7		3		0	0	10		23:00	3		0		0	0	3	
11:15	4		2		0	0	6		23:15	1		0		0	0	1	
11:30	4		8		0	0	12		23:30	1		0		0	0	1	
11:45	9	24	2	15	0	0	11	39	23:45	0	5	1	1	0	0	1	6
TOTALS		109		127				236	TOTALS		271		197				468
SPLIT %		46.2%		53.8%				33.5%	SPLIT %		57.9%		42.1%				66.5%

DAILY TOTALS	NB	SB	EB	WB	Total
	380	324	0	0	704

AM Peak Hour	07:30	07:30			07:30	PM Peak Hour	13:30	14:15			13:30
AM Pk Volume	31	40			71	PM Pk Volume	40	43			81
Pk Hr Factor	0.861	0.556			0.683	Pk Hr Factor	0.667	0.512			0.563
7 - 9 Volume	37	61	0	0	98	4 - 6 Volume	54	35	0	0	89
7 - 9 Peak Hour	07:30	07:30			07:30	4 - 6 Peak Hour	16:45	17:00			17:00
7 - 9 Pk Volume	31	40	0	0	71	4 - 6 Pk Volume	30	21	0	0	50
Pk Hr Factor	0.861	0.556	0.000	0.000	0.683	Pk Hr Factor	0.938	0.750	0.000	0.000	0.893

Prepared by NDS/ATD

Project #: CA23_020030_022 **City:** Burbank

Location: S Beachwood Dr Bet. W Oak St & W **Date:** 1/17/2023

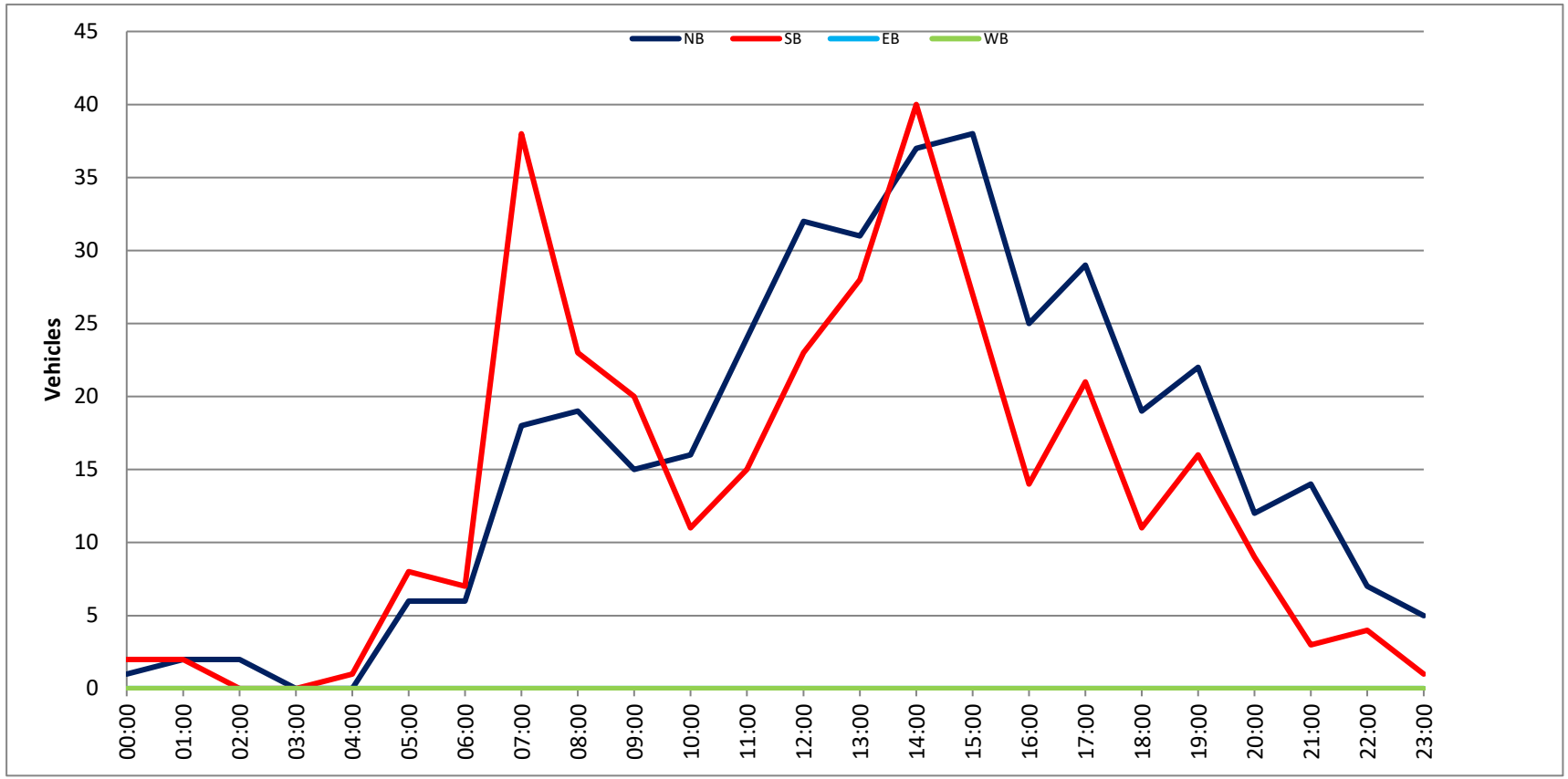

Prepared by National Data & Surveying Services

SPEED

S Beachwood Dr Bet. W Oak St & W Alameda Ave

Day: Wednesday
Date: 1/18/2023

City: Burbank
Project #: CA23_020030_022n

North Bound

Time	< 15	15 - 19	20 - 24	25 - 29	30 - 34	35 - 39	40 - 44	45 - 49	50 - 54	55 - 59	60 - 64	65 - 69	70 +	Total
00:00 AM	0	0	0	0	0	0	0	0	0	0	0	0	0	0
00:15	0	0	0	0	1	0	0	0	0	0	0	0	0	1
00:30	0	0	0	0	0	0	0	0	0	0	0	0	0	0
00:45	0	1	0	0	0	0	0	0	0	0	0	0	0	1
01:00	0	0	0	0	1	0	0	0	0	0	0	0	0	1
01:15	0	0	0	0	0	0	0	0	0	0	0	0	0	0
01:30	0	0	0	0	1	0	0	0	0	0	0	0	0	1
01:45	0	0	0	0	0	0	0	0	0	0	0	0	0	0
02:00	0	0	0	0	0	0	0	0	0	0	0	0	0	0
02:15	0	0	0	0	0	0	0	0	0	0	0	0	0	0
02:30	0	0	0	0	1	0	0	0	0	0	0	0	0	1
02:45	0	0	0	0	0	0	0	0	0	0	0	0	0	0
03:00	0	0	0	0	0	0	0	0	0	0	0	0	0	0
03:15	0	0	0	0	0	0	0	0	0	0	0	0	0	0
03:30	0	0	0	0	1	0	0	0	0	0	0	0	0	1
03:45	0	0	0	0	0	0	0	0	0	0	0	0	0	0
04:00	0	0	0	0	0	0	0	0	0	0	0	0	0	0
04:15	0	0	0	0	0	0	0	0	0	0	0	0	0	0
04:30	0	0	0	0	0	0	0	0	0	0	0	0	0	0
04:45	0	0	0	0	0	0	0	0	0	0	0	0	0	0
05:00	0	0	0	1	0	0	0	0	0	0	0	0	0	1
05:15	0	0	0	0	0	0	0	0	0	0	0	0	0	0
05:30	0	0	1	0	0	0	0	0	0	0	0	0	0	1
05:45	1	0	0	0	1	0	0	0	0	0	0	0	0	2
06:00	0	0	0	0	1	0	0	0	0	0	0	0	0	1
06:15	0	0	1	0	1	0	0	0	0	0	0	0	0	2
06:30	0	0	0	0	0	1	0	0	0	0	0	0	0	1
06:45	1	0	1	0	1	0	0	0	0	0	0	0	0	3
07:00	0	0	1	0	0	0	0	0	0	0	0	0	0	1
07:15	0	2	0	3	2	0	0	0	0	0	0	0	0	7
07:30	0	0	3	4	1	0	0	0	0	0	0	0	0	8
07:45	0	1	1	7	5	0	0	0	0	0	0	0	0	14
08:00	0	0	2	3	1	1	0	0	0	0	0	0	0	7
08:15	0	2	1	1	1	0	0	0	0	0	0	0	0	5
08:30	0	2	0	0	2	0	0	0	0	0	0	0	0	4
08:45	0	0	3	4	1	0	0	0	0	0	0	0	0	8
09:00	0	1	1	4	0	0	0	0	0	0	0	0	0	6
09:15	0	1	1	3	1	1	0	0	0	0	0	0	0	7
09:30	0	0	2	1	0	0	1	0	0	0	0	0	0	4
09:45	0	2	1	5	0	0	2	0	0	0	0	0	0	10
10:00	0	0	3	1	1	1	1	0	0	0	0	0	0	7
10:15	0	1	0	3	1	1	0	0	0	0	0	0	0	6
10:30	0	1	4	1	2	0	0	0	0	0	0	0	0	8
10:45	0	0	1	2	1	1	0	0	0	0	0	0	0	5
11:00	0	0	1	1	1	1	0	0	0	0	0	0	0	4
11:15	0	0	1	1	1	0	0	0	0	0	0	0	0	3
11:30	0	0	3	1	2	0	0	0	0	0	0	0	0	6
11:45	0	0	5	3	0	0	0	0	0	0	0	0	0	8
12:00 PM	0	0	6	2	0	1	0	0	0	0	0	0	0	9
12:15	0	2	2	3	1	0	0	0	0	0	0	0	0	8
12:30	0	1	2	1	1	0	0	0	0	0	0	0	0	5
12:45	1	1	0	2	3	1	0	0	0	0	0	0	0	8
13:00	0	1	3	3	3	1	0	0	0	0	0	0	0	11
13:15	0	0	1	2	0	1	0	0	0	0	0	0	0	4
13:30	0	0	1	1	1	0	0	0	0	0	0	0	0	3
13:45	0	2	4	1	1	0	0	0	0	0	0	0	0	8
14:00	0	1	1	2	1	1	0	0	0	0	0	0	0	6
14:15	4	1	3	3	0	0	0	0	0	0	0	0	0	11
14:30	1	1	3	2	2	1	0	0	0	0	0	0	0	10
14:45	0	0	0	4	1	3	0	0	0	0	0	0	0	8
15:00	0	1	5	4	1	0	1	0	0	0	0	0	0	12
15:15	0	0	3	3	0	1	0	0	0	0	0	0	0	7
15:30	2	1	0	3	0	1	0	0	0	0	0	0	0	7
15:45	0	2	3	1	0	0	0	0	0	0	0	0	0	6
16:00	0	2	1	2	3	2	1	0	0	0	0	0	0	11
16:15	0	1	4	4	1	0	0	0	0	0	0	0	0	10
16:30	0	3	3	4	1	0	0	0	0	0	0	0	0	11
16:45	1	1	0	5	3	0	0	0	0	0	0	0	0	10
17:00	0	0	5	4	0	0	0	0	0	0	0	0	0	9
17:15	0	0	3	6	2	0	0	0	0	0	0	0	0	11
17:30	1	1	3	1	2	0	0	0	0	0	0	0	0	8
17:45	0	0	3	6	2	0	0	0	0	0	0	0	0	11
18:00	0	0	1	2	1	1	0	0	0	0	0	0	0	5
18:15	1	1	3	4	3	0	0	1	0	0	0	0	0	13
18:30	1	0	3	2	1	0	0	0	0	0	0	0	0	7
18:45	0	0	3	5	2	1	0	0	0	0	0	0	0	11
19:00	1	3	1	0	0	0	0	0	0	0	0	0	0	5
19:15	0	0	0	0	0	0	0	0	0	0	0	0	0	0
19:30	0	0	3	3	2	0	0	0	0	0	0	0	0	8
19:45	0	2	0	2	1	0	0	0	0	0	0	0	0	5
20:00	0	0	0	3	1	0	0	0	0	0	0	0	0	4
20:15	0	2	0	1	0	1	0	0	0	0	0	0	0	4
20:30	0	0	0	1	0	0	0	0	0	0	0	0	0	1
20:45	0	0	0	0	0	0	0	0	0	0	0	0	0	0
21:00	0	1	0	0	0	0	0	0	0	0	0	0	0	1
21:15	1	0	0	0	0	0	0	0	0	0	0	0	0	1
21:30	0	0	0	2	1	0	0	0	0	0	0	0	0	3
21:45	0	0	1	0	0	0	0	0	0	0	0	0	0	1
22:00	0	0	0	2	1	0	0	0	0	0	0	0	0	3
22:15	0	0	0	0	0	0	0	0	0	0	0	0	0	0
22:30	0	0	0	0	1	0	0	0	0	0	0	0	0	1
22:45	0	0	0	0	1	0	0	0	0	0	0	0	0	1
23:00	0	0	1	1	0	0	0	0	0	0	0	0	0	2
23:15	0	0	1	1	0	0	0	0	0	0	0	0	0	2
23:30	0	0	0	1	0	0	0	0	0	0	0	0	0	1
23:45	0	0	0	0	0	0	0	0	0	0	0	0	0	0
Totals	16	45	113	148	76	23	6	1						428
% of Totals	4%	11%	26%	35%	18%	5%	1%	0%						100%

AM Volumes	2	14	37	48	32	7	4	0	0	0	0	0	0	145
% AM	0%	3%	9%	11%	7%	2%	1%							34%
AM Peak Hour	05:00	07:45	11:30	07:15	07:15	10:00	09:15							07:15
Volume	1	5	16	17	9	3	4							36
PM Volumes	14	31	76	99	44	16	2	1	0	0	0	0	0	283
% PM	3%	7%	18%	23%	10%	4%	0%	0%						66%
PM Peak Hour	13:45	15:45	17:00	16:30	12:15	14:00	14:15	17:30						16:00
Volume	5	8	14	19	8	5	1	1						42

Directional Peak Periods	AM 7-9			NOON 12-2			PM 4-6			Off Peak Volumes		
All Classes	Volume	⟷	%	Volume	⟷	%	Volume	⟷	%	Volume	⟷	%
	54		13%	56		13%	81		19%	237		55%

Street Name	Direction	Percentiles					
		15th	50th	Average	85th	95th	ADT
S Beachwood Dr	North Bound	20	26	26	33	37	428
S Beachwood Dr	South Bound	20	26	26	32	36	377

Prepared by National Data & Surveying Services

SPEED

S Beachwood Dr Bet. W Oak St & W Alameda Ave

Day: Wednesday
Date: 1/18/2023

City: Burbank
Project #: CA23_020030_022s

South Bound

Time	< 15	15 - 19	20 - 24	25 - 29	30 - 34	35 - 39	40 - 44	45 - 49	50 - 54	55 - 59	60 - 64	65 - 69	70 +	Total
00:00 AM	0	0	0	0	0	0	0	0	0	0	0	0	0	0
00:15	0	0	0	0	0	0	0	0	0	0	0	0	0	0
00:30	0	0	0	0	0	0	0	0	0	0	0	0	0	0
00:45	0	0	0	0	0	0	0	0	0	0	0	0	0	0
01:00	0	0	2	0	0	0	0	0	0	0	0	0	0	2
01:15	0	0	0	0	0	0	0	0	0	0	0	0	0	0
01:30	0	0	0	0	0	0	0	0	0	0	0	0	0	0
01:45	0	0	0	0	0	0	0	0	0	0	0	0	0	0
02:00	0	0	0	1	0	0	0	0	0	0	0	0	0	1
02:15	0	0	0	0	1	0	0	0	0	0	0	0	0	1
02:30	0	0	0	0	0	0	0	0	0	0	0	0	0	0
02:45	0	0	0	0	0	0	0	0	0	0	0	0	0	0
03:00	0	0	0	0	0	0	0	0	0	0	0	0	0	0
03:15	0	0	0	1	0	0	0	0	0	0	0	0	0	1
03:30	0	0	0	0	0	0	0	0	0	0	0	0	0	0
03:45	0	0	0	0	0	0	0	0	0	0	0	0	0	0
04:00	0	0	0	0	0	0	0	0	0	0	0	0	0	0
04:15	0	0	0	0	0	0	0	0	0	0	0	0	0	0
04:30	0	0	0	0	0	0	0	0	0	0	0	0	0	0
04:45	0	0	0	0	0	0	0	0	0	0	0	0	0	0
05:00	0	1	0	0	0	1	0	0	0	0	0	0	0	2
05:15	0	0	0	1	1	1	0	0	0	0	0	0	0	3
05:30	0	0	0	0	0	0	0	0	0	0	0	0	0	0
05:45	0	0	0	1	0	0	1	0	0	0	0	0	0	2
06:00	0	0	1	2	0	0	0	0	0	0	0	0	0	3
06:15	0	0	2	0	0	1	0	0	0	0	0	0	0	3
06:30	0	0	0	1	0	0	0	0	0	0	0	0	0	1
06:45	0	0	1	2	0	0	0	0	0	0	0	0	0	3
07:00	0	2	2	3	0	0	0	0	0	0	0	0	0	7
07:15	0	0	0	0	0	0	0	0	0	0	0	0	0	0
07:30	0	0	4	2	4	1	0	0	0	0	0	0	0	11
07:45	0	0	3	3	6	2	0	0	0	0	0	0	0	14
08:00	0	0	2	2	1	0	0	0	0	0	0	0	0	5
08:15	0	1	4	1	1	1	0	0	0	0	0	0	0	8
08:30	0	0	1	5	2	0	1	0	0	0	0	0	0	9
08:45	0	0	3	3	2	0	0	0	0	0	0	0	0	8
09:00	0	0	0	2	2	0	0	1	0	0	0	0	0	5
09:15	1	0	1	3	1	0	1	0	0	0	0	0	0	7
09:30	0	1	0	1	1	1	0	0	0	0	0	0	0	4
09:45	0	0	5	2	1	1	0	0	0	0	0	0	0	9
10:00	0	2	4	0	1	0	0	0	0	0	0	0	0	7
10:15	0	1	0	5	0	0	0	0	0	0	0	0	0	6
10:30	2	4	2	1	0	0	0	0	0	0	0	0	0	9
10:45	0	0	1	2	0	1	0	0	0	0	0	0	0	4
11:00	1	1	0	0	3	1	0	0	0	0	0	0	0	6
11:15	0	0	1	1	0	0	0	0	0	0	0	0	0	2
11:30	0	0	2	2	2	0	0	0	0	0	0	0	0	6
11:45	0	0	1	1	0	0	0	0	0	0	0	0	0	2
12:00 PM	1	3	1	2	2	0	0	0	0	0	0	0	0	9
12:15	0	0	3	1	0	0	0	0	0	0	0	0	0	4
12:30	0	0	3	3	2	0	0	0	0	0	0	0	0	8
12:45	1	2	3	1	1	0	0	0	0	0	0	0	0	8
13:00	1	1	2	2	0	0	0	0	0	0	0	0	0	6
13:15	1	0	0	6	1	0	0	0	0	0	0	0	0	8
13:30	0	1	2	3	1	0	0	0	0	0	0	0	0	7
13:45	1	1	1	1	0	0	1	0	0	0	0	0	0	5
14:00	1	0	2	2	2	1	0	0	0	0	0	0	0	8
14:15	2	2	3	2	0	0	0	0	0	0	0	0	0	9
14:30	0	1	2	1	2	1	0	0	0	0	0	0	0	7
14:45	0	1	1	2	2	0	0	0	0	0	0	0	0	6
15:00	1	2	7	2	3	1	0	1	0	0	0	0	0	17
15:15	0	1	0	1	0	0	1	0	0	0	0	0	0	3
15:30	2	1	1	1	0	0	0	0	0	0	0	0	0	5
15:45	0	2	5	2	2	0	0	0	0	0	0	0	0	11
16:00	0	0	2	5	0	0	0	0	0	0	0	0	0	7
16:15	0	0	2	0	0	0	0	0	0	0	0	0	0	2
16:30	1	1	4	6	1	0	0	0	0	0	0	0	0	13
16:45	0	0	2	2	1	0	0	0	0	0	0	0	0	5
17:00	0	1	1	4	1	0	0	0	0	0	0	0	0	7
17:15	0	0	4	0	1	0	0	0	0	0	0	0	0	5
17:30	0	0	1	0	2	0	0	0	0	0	0	0	0	3
17:45	0	0	0	2	3	0	0	0	0	0	0	0	0	5
18:00	2	0	1	3	0	0	0	0	0	0	0	0	0	6
18:15	0	1	3	1	1	0	0	0	0	0	0	0	0	6
18:30	0	0	1	2	0	1	0	0	0	0	0	0	0	4
18:45	0	0	2	2	0	0	0	0	0	0	0	0	0	4
19:00	0	0	0	3	0	0	0	0	0	0	0	0	0	3
19:15	0	1	3	2	0	0	0	0	0	0	0	0	0	6
19:30	0	1	2	3	0	0	0	0	0	0	0	0	0	6
19:45	0	0	0	3	0	0	0	0	0	0	0	0	0	3
20:00	0	0	1	0	0	1	0	0	0	0	0	0	0	2
20:15	0	1	2	2	0	0	0	0	0	0	0	0	0	5
20:30	0	0	1	2	0	0	0	0	0	0	0	0	0	3
20:45	0	0	1	2	0	0	0	0	0	0	0	0	0	3
21:00	0	1	0	1	1	0	0	0	0	0	0	0	0	3
21:15	1	0	1	0	0	0	0	0	0	0	0	0	0	2
21:30	0	0	0	0	0	0	0	0	0	0	0	0	0	0
21:45	0	0	0	0	0	0	0	0	0	0	0	0	0	0
22:00	0	0	0	0	0	0	0	0	0	0	0	0	0	0
22:15	0	0	0	1	0	0	0	0	0	0	0	0	0	1
22:30	0	0	0	0	0	0	0	0	0	0	0	0	0	0
22:45	0	0	0	0	0	0	0	0	0	0	0	0	0	0
23:00	0	0	0	0	0	0	0	0	0	0	0	0	0	0
23:15	0	1	0	0	0	0	0	0	0	0	0	0	0	1
23:30	0	0	0	0	0	0	0	0	0	0	0	0	0	0
23:45	0	0	0	0	0	0	0	0	0	0	0	0	0	0
Totals	19	39	112	126	58	16	5	2						377
% of Totals	5%	10%	30%	33%	15%	4%	1%	1%						100%

AM Volumes	4	13	42	48	29	11	3	1	0	0	0	0	0	151
% AM	1%	3%	11%	13%	8%	3%	1%	0%						40%
AM Peak Hour	10:15	09:45	07:30	08:30	07:30	07:30	08:30	08:15						07:30
Volume	3	7	13	13	12	4	2	1						38
PM Volumes	15	26	70	78	29	5	2	1	0	0	0	0	0	226
% PM	4%	7%	19%	21%	8%	1%	1%	0%						60%
PM Peak Hour	13:30	14:15	14:15	15:45	14:15	13:45	13:00	14:15						14:15
Volume	4	6	13	13	7	2	1	1						39

Directional Peak Periods	AM 7-9			NOON 12-2			PM 4-6			Off Peak Volumes		
All Classes	Volume	↔	%	Volume	↔	%	Volume	↔	%	Volume	↔	%
	62	↔	16%	55	↔	15%	47	↔	12%	213	↔	56%

Street Name	Direction	Percentiles					
		15th	50th	Average	85th	95th	ADT
S Beachwood Dr	North Bound	20	26	26	33	37	428
S Beachwood Dr	South Bound	20	26	26	32	36	377

Prepared by National Data & Surveying Services

SPEED

S Beachwood Dr Bet. W Oak St & W Alameda Ave

Day: Wednesday
Date: 1/18/2023

City: Burbank
Project #: CA23_020030_022

Summary

Time	< 15	15 - 19	20 - 24	25 - 29	30 - 34	35 - 39	40 - 44	45 - 49	50 - 54	55 - 59	60 - 64	65 - 69	70 +	Total
00:00 AM	0	0	0	0	0	0	0	0	0	0	0	0	0	0
00:15	0	0	0	0	1	0	0	0	0	0	0	0	0	1
00:30	0	0	0	0	0	0	0	0	0	0	0	0	0	0
00:45	0	1	0	0	0	0	0	0	0	0	0	0	0	1
01:00	0	0	2	0	1	0	0	0	0	0	0	0	0	3
01:15	0	0	0	0	0	0	0	0	0	0	0	0	0	0
01:30	0	0	0	0	1	0	0	0	0	0	0	0	0	1
01:45	0	0	0	0	0	0	0	0	0	0	0	0	0	0
02:00	0	0	0	1	0	0	0	0	0	0	0	0	0	1
02:15	0	0	0	0	1	0	0	0	0	0	0	0	0	1
02:30	0	0	0	0	1	0	0	0	0	0	0	0	0	1
02:45	0	0	0	0	0	0	0	0	0	0	0	0	0	0
03:00	0	0	0	0	0	0	0	0	0	0	0	0	0	0
03:15	0	0	0	1	0	0	0	0	0	0	0	0	0	1
03:30	0	0	0	0	1	0	0	0	0	0	0	0	0	1
03:45	0	0	0	0	0	0	0	0	0	0	0	0	0	0
04:00	0	0	0	0	0	0	0	0	0	0	0	0	0	0
04:15	0	0	0	0	0	0	0	0	0	0	0	0	0	0
04:30	0	0	0	0	0	0	0	0	0	0	0	0	0	0
04:45	0	0	0	0	0	0	0	0	0	0	0	0	0	0
05:00	0	1	0	1	0	1	0	0	0	0	0	0	0	3
05:15	0	0	0	1	1	1	0	0	0	0	0	0	0	3
05:30	0	0	1	0	0	0	0	0	0	0	0	0	0	1
05:45	1	0	0	1	1	0	1	0	0	0	0	0	0	4
06:00	0	0	1	2	1	0	0	0	0	0	0	0	0	4
06:15	0	0	3	0	1	1	0	0	0	0	0	0	0	5
06:30	0	0	0	1	0	1	0	0	0	0	0	0	0	2
06:45	1	0	2	2	1	0	0	0	0	0	0	0	0	6
07:00	0	2	3	3	0	0	0	0	0	0	0	0	0	8
07:15	0	2	0	3	2	0	0	0	0	0	0	0	0	7
07:30	0	0	7	6	5	1	0	0	0	0	0	0	0	19
07:45	0	1	4	10	11	2	0	0	0	0	0	0	0	28
08:00	0	0	4	5	2	1	0	0	0	0	0	0	0	12
08:15	0	3	5	2	2	1	0	0	0	0	0	0	0	13
08:30	0	2	1	5	4	0	1	0	0	0	0	0	0	13
08:45	0	0	6	7	3	0	0	0	0	0	0	0	0	16
09:00	0	1	1	6	2	0	0	1	0	0	0	0	0	11
09:15	1	1	2	6	2	1	1	0	0	0	0	0	0	14
09:30	0	1	2	2	1	1	1	0	0	0	0	0	0	8
09:45	0	2	6	7	1	1	2	0	0	0	0	0	0	19
10:00	0	2	7	1	2	1	1	0	0	0	0	0	0	14
10:15	0	2	0	8	1	1	0	0	0	0	0	0	0	12
10:30	2	5	6	2	2	0	0	0	0	0	0	0	0	17
10:45	0	0	2	4	1	2	0	0	0	0	0	0	0	9
11:00	1	1	1	1	4	2	0	0	0	0	0	0	0	10
11:15	0	0	2	2	1	0	0	0	0	0	0	0	0	5
11:30	0	0	5	3	4	0	0	0	0	0	0	0	0	12
11:45	0	0	6	4	0	0	0	0	0	0	0	0	0	10
12:00 PM	1	3	7	4	2	1	0	0	0	0	0	0	0	18
12:15	0	2	5	4	1	0	0	0	0	0	0	0	0	12
12:30	0	1	5	4	3	0	0	0	0	0	0	0	0	13
12:45	2	3	3	3	4	1	0	0	0	0	0	0	0	16
13:00	1	2	5	5	3	1	0	0	0	0	0	0	0	17
13:15	1	0	1	8	1	1	0	0	0	0	0	0	0	12
13:30	0	1	3	4	2	0	0	0	0	0	0	0	0	10
13:45	1	3	5	2	1	0	1	0	0	0	0	0	0	13
14:00	1	1	3	4	3	2	0	0	0	0	0	0	0	14
14:15	6	3	6	5	0	0	0	0	0	0	0	0	0	20
14:30	1	2	5	3	4	2	0	0	0	0	0	0	0	17
14:45	0	1	1	6	3	3	0	0	0	0	0	0	0	14
15:00	1	3	12	6	4	1	1	1	0	0	0	0	0	29
15:15	0	1	3	4	0	1	1	0	0	0	0	0	0	10
15:30	4	2	1	4	0	1	0	0	0	0	0	0	0	12
15:45	0	4	8	3	2	0	0	0	0	0	0	0	0	17
16:00	0	2	3	7	3	2	1	0	0	0	0	0	0	18
16:15	0	1	6	4	1	0	0	0	0	0	0	0	0	12
16:30	1	4	7	10	2	0	0	0	0	0	0	0	0	24
16:45	1	1	2	7	4	0	0	0	0	0	0	0	0	15
17:00	0	1	6	8	1	0	0	0	0	0	0	0	0	16
17:15	0	0	7	6	3	0	0	0	0	0	0	0	0	16
17:30	1	1	4	1	4	0	0	0	0	0	0	0	0	11
17:45	0	0	3	8	5	0	0	0	0	0	0	0	0	16
18:00	2	0	2	5	1	1	0	0	0	0	0	0	0	11
18:15	1	2	6	5	4	0	0	1	0	0	0	0	0	19
18:30	1	0	4	4	1	1	0	0	0	0	0	0	0	11
18:45	0	0	5	7	2	1	0	0	0	0	0	0	0	15
19:00	1	3	1	3	0	0	0	0	0	0	0	0	0	8
19:15	0	1	3	2	0	0	0	0	0	0	0	0	0	6
19:30	0	1	5	6	2	0	0	0	0	0	0	0	0	14
19:45	0	2	0	5	1	0	0	0	0	0	0	0	0	8
20:00	0	0	1	3	1	1	0	0	0	0	0	0	0	6
20:15	0	3	2	3	0	1	0	0	0	0	0	0	0	9
20:30	0	0	1	3	0	0	0	0	0	0	0	0	0	4
20:45	0	0	1	2	0	0	0	0	0	0	0	0	0	3
21:00	0	2	0	1	1	0	0	0	0	0	0	0	0	4
21:15	2	0	1	0	0	0	0	0	0	0	0	0	0	3
21:30	0	0	0	2	1	0	0	0	0	0	0	0	0	3
21:45	0	0	1	0	0	0	0	0	0	0	0	0	0	1
22:00	0	0	0	2	1	0	0	0	0	0	0	0	0	3
22:15	0	0	0	1	0	0	0	0	0	0	0	0	0	1
22:30	0	0	0	0	1	0	0	0	0	0	0	0	0	1
22:45	0	0	0	0	1	0	0	0	0	0	0	0	0	1
23:00	0	0	1	1	0	0	0	0	0	0	0	0	0	2
23:15	0	1	1	1	0	0	0	0	0	0	0	0	0	3
23:30	0	0	0	1	0	0	0	0	0	0	0	0	0	1
23:45	0	0	0	0	0	0	0	0	0	0	0	0	0	0
Totals	35	84	225	274	134	39	11	3						805
% of Totals	4%	10%	28%	34%	17%	5%	1%	0%						100%

AM Volumes	6	27	79	97	61	18	7	1	0	0	0	0	0	296
% AM	1%	3%	10%	12%	8%	2%	1%	0%						37%
AM Peak Hour	10:15	09:45	11:30	07:15	07:15	07:30	09:15	08:15						07:30
Volume	3	11	23	24	20	5	5	1						72
PM Volumes	29	57	146	177	73	21	4	2	0	0	0	0	0	509
% PM	4%	7%	18%	22%	9%	3%	0%	0%						63%
PM Peak Hour	13:45	15:45	14:15	16:30	17:30	14:00	14:30	14:15						14:15
Volume	9	11	24	31	14	7	2	1						80

Directional Peak Periods	AM 7-9			NOON 12-2			PM 4-6			Off Peak Volumes		
All Classes	Volume	⟷	%	Volume	⟷	%	Volume	⟷	%	Volume	⟷	%
	116		14%	111		14%	128		16%	450		56%

Street Name	Direction	Percentiles					
		15th	50th	Average	85th	95th	ADT
S Beachwood Dr	Summary	20	26	26	32	37	805

Prepared by National Data & Surveying Services

SPEED

S Beachwood Dr Bet. W Oak St & W Alameda Ave

Day: Wednesday
Date: 1/18/2023

City: Burbank
Project #: CA23_020030_022n

North Bound

Time	< 15	15 - 19	20 - 24	25 - 29	30 - 34	35 - 39	40 - 44	45 - 49	50 - 54	55 - 59	60 - 64	65 - 69	70 +	Total
00:00 AM	0	1	0	0	1	0	0	0	0	0	0	0	0	2
01:00	0	0	0	0	2	0	0	0	0	0	0	0	0	2
02:00	0	0	0	0	1	0	0	0	0	0	0	0	0	1
03:00	0	0	0	0	1	0	0	0	0	0	0	0	0	1
04:00	0	0	0	0	0	0	0	0	0	0	0	0	0	0
05:00	1	0	1	1	1	0	0	0	0	0	0	0	0	4
06:00	1	0	2	0	3	1	0	0	0	0	0	0	0	7
07:00	0	3	5	14	8	0	0	0	0	0	0	0	0	30
08:00	0	4	6	8	5	1	0	0	0	0	0	0	0	24
09:00	0	4	5	13	1	1	3	0	0	0	0	0	0	27
10:00	0	2	8	7	5	3	1	0	0	0	0	0	0	26
11:00	0	0	10	6	4	1	0	0	0	0	0	0	0	21
12:00 PM	1	4	10	8	5	2	0	0	0	0	0	0	0	30
13:00	0	3	9	7	5	2	0	0	0	0	0	0	0	26
14:00	5	3	7	11	4	5	0	0	0	0	0	0	0	35
15:00	2	4	11	11	1	2	1	0	0	0	0	0	0	32
16:00	1	7	8	15	8	2	1	0	0	0	0	0	0	42
17:00	1	1	14	17	6	0	0	0	0	0	0	0	0	39
18:00	2	1	10	13	7	2	0	1	0	0	0	0	0	36
19:00	1	5	4	5	3	0	0	0	0	0	0	0	0	18
20:00	0	2	0	5	1	1	0	0	0	0	0	0	0	9
21:00	1	1	1	2	1	0	0	0	0	0	0	0	0	6
22:00	0	0	0	2	3	0	0	0	0	0	0	0	0	5
23:00	0	0	2	3	0	0	0	0	0	0	0	0	0	5
Totals	16	45	113	148	76	23	6	1						428
% of Totals	4%	11%	26%	35%	18%	5%	1%	0%						100%

AM Volumes	2	14	37	49	32	7	4	0	0	0	0	0	0	145
% AM	0%	3%	9%	11%	7%	2%	1%							34%
AM Peak Hour	05:00	08:00	11:00	07:00	07:00	10:00	09:00							07:00
Volume	1	4	10	14	8	3	3							30
PM Volumes	14	31	76	99	44	16	2	1	0	0	0	0	0	283
% PM	3%	7%	18%	23%	10%	4%	0%	0%						66%
PM Peak Hour	14:00	16:00	17:00	17:00	16:00	14:00	15:00	18:00						16:00
Volume	5	7	14	17	8	5	1	1						42

Directional Peak Periods	AM 7-9			NOON 12-2			PM 4-6			Off Peak Volumes		
All Speeds	Volume	↔	%	Volume	↔	%	Volume	↔	%	Volume	↔	%
	54		13%	56		13%	81		19%	237		55%

Street Name	Direction	Percentiles					
		15th	50th	Average	85th	95th	ADT
S Beachwood Dr	North Bound	20	26	26	33	37	428
S Beachwood Dr	South Bound	20	26	26	32	36	377

Prepared by National Data & Surveying Services

SPEED

S Beachwood Dr Bet. W Oak St & W Alameda Ave

Day: Wednesday
Date: 1/18/2023

City: Burbank
Project #: CA23_020030_022s

South Bound

Time	< 15	15 - 19	20 - 24	25 - 29	30 - 34	35 - 39	40 - 44	45 - 49	50 - 54	55 - 59	60 - 64	65 - 69	70 +	Total
00:00 AM	0	0	0	0	0	0	0	0	0	0	0	0	0	0
01:00	0	0	2	0	0	0	0	0	0	0	0	0	0	2
02:00	0	0	0	1	1	0	0	0	0	0	0	0	0	2
03:00	0	0	0	1	0	0	0	0	0	0	0	0	0	1
04:00	0	0	0	0	0	0	0	0	0	0	0	0	0	0
05:00	0	1	0	2	1	2	1	0	0	0	0	0	0	7
06:00	0	0	4	5	0	1	0	0	0	0	0	0	0	10
07:00	0	2	9	8	10	3	0	0	0	0	0	0	0	32
08:00	0	1	10	11	6	1	1	0	0	0	0	0	0	30
09:00	1	1	6	8	5	2	1	1	0	0	0	0	0	25
10:00	2	7	7	8	1	1	0	0	0	0	0	0	0	26
11:00	1	1	4	4	5	1	0	0	0	0	0	0	0	16
12:00 PM	2	5	10	7	5	0	0	0	0	0	0	0	0	29
13:00	3	3	5	12	2	0	1	0	0	0	0	0	0	26
14:00	3	4	8	7	6	2	0	0	0	0	0	0	0	30
15:00	3	6	13	6	5	1	1	1	0	0	0	0	0	36
16:00	1	1	10	13	2	0	0	0	0	0	0	0	0	27
17:00	0	1	6	6	7	0	0	0	0	0	0	0	0	20
18:00	2	1	7	8	1	1	0	0	0	0	0	0	0	20
19:00	0	2	5	11	0	0	0	0	0	0	0	0	0	18
20:00	0	1	5	6	0	1	0	0	0	0	0	0	0	13
21:00	1	1	1	1	1	0	0	0	0	0	0	0	0	5
22:00	0	0	0	1	0	0	0	0	0	0	0	0	0	1
23:00	0	1	0	0	0	0	0	0	0	0	0	0	0	1
Totals	19	39	112	126	58	16	5	2						377
% of Totals	5%	10%	30%	33%	15%	4%	1%	1%						100%

AM Volumes	4	13	42	48	29	11	3	1	0	0	0	0	0	151
% AM	1%	3%	11%	13%	8%	3%	1%	0%						40%
AM Peak Hour	10:00	10:00	08:00	08:00	07:00	07:00	05:00	09:00						07:00
Volume	2	7	10	11	10	3	1	1						32
PM Volumes	15	26	70	78	29	5	2	1	0	0	0	0	0	226
% PM	4%	7%	19%	21%	8%	1%	1%	0%						60%
PM Peak Hour	13:00	15:00	15:00	16:00	17:00	14:00	13:00	15:00						15:00
Volume	3	6	13	13	7	2	1	1						36

Directional Peak Periods	AM 7-9			NOON 12-2			PM 4-6			Off Peak Volumes		
All Speeds	Volume		%	Volume		%	Volume		%	Volume		%
	62	↔	16%	55	↔	15%	47	↔	12%	213	↔	56%

Street Name	Direction	Percentiles					
		15th	50th	Average	85th	95th	ADT
S Beachwood Dr	North Bound	20	26	26	33	37	428
S Beachwood Dr	South Bound	20	26	26	32	36	377

Prepared by National Data & Surveying Services

SPEED

S Beachwood Dr Bet. W Oak St & W Alameda Ave

Day: Wednesday
Date: 1/18/2023

City: Burbank
Project #: CA23_020030_022

Summary

Time	< 15	15 - 19	20 - 24	25 - 29	30 - 34	35 - 39	40 - 44	45 - 49	50 - 54	55 - 59	60 - 64	65 - 69	70 +	Total
00:00 AM	0	1	0	0	1	0	0	0	0	0	0	0	0	2
01:00	0	0	2	0	2	0	0	0	0	0	0	0	0	4
02:00	0	0	0	1	2	0	0	0	0	0	0	0	0	3
03:00	0	0	0	1	1	0	0	0	0	0	0	0	0	2
04:00	0	0	0	0	0	0	0	0	0	0	0	0	0	0
05:00	1	1	1	3	2	2	1	0	0	0	0	0	0	11
06:00	1	0	6	5	3	2	0	0	0	0	0	0	0	17
07:00	0	5	14	22	18	3	0	0	0	0	0	0	0	62
08:00	0	5	16	19	11	2	1	0	0	0	0	0	0	54
09:00	1	5	11	21	6	3	4	1	0	0	0	0	0	52
10:00	2	9	15	15	6	4	1	0	0	0	0	0	0	52
11:00	1	1	14	10	9	2	0	0	0	0	0	0	0	37
12:00 PM	3	9	20	15	10	2	0	0	0	0	0	0	0	59
13:00	3	6	14	19	7	2	1	0	0	0	0	0	0	52
14:00	8	7	15	18	10	7	0	0	0	0	0	0	0	65
15:00	5	10	24	17	6	3	2	1	0	0	0	0	0	68
16:00	2	8	18	28	10	2	1	0	0	0	0	0	0	69
17:00	1	2	20	23	13	0	0	0	0	0	0	0	0	59
18:00	4	2	17	21	8	3	0	1	0	0	0	0	0	56
19:00	1	7	9	16	3	0	0	0	0	0	0	0	0	36
20:00	0	3	5	11	1	2	0	0	0	0	0	0	0	22
21:00	2	2	2	3	2	0	0	0	0	0	0	0	0	11
22:00	0	0	0	3	3	0	0	0	0	0	0	0	0	6
23:00	0	1	2	3	0	0	0	0	0	0	0	0	0	6
Totals	35	84	225	274	134	39	11	3						805
% of Totals	4%	10%	28%	34%	17%	5%	1%	0%						100%

AM Volumes	6	27	79	97	61	18	7	1	0	0	0	0	0	296
% AM	1%	3%	10%	12%	8%	2%	1%	0%						37%
AM Peak Hour	10:00	10:00	08:00	07:00	07:00	10:00	09:00	09:00						07:00
Volume	2	9	16	22	18	4	4	1						62
PM Volumes	29	57	146	177	73	21	4	2	0	0	0	0	0	509
% PM	4%	7%	18%	22%	9%	3%	0%	0%						63%
PM Peak Hour	14:00	15:00	15:00	16:00	17:00	14:00	15:00	15:00						16:00
Volume	8	10	24	28	13	7	2	1						69

Directional Peak Periods	AM 7-9			NOON 12-2			PM 4-6			Off Peak Volumes		
All Speeds	Volume		%	Volume		%	Volume		%	Volume		%
	116	↔	14%	111	↔	14%	128	↔	16%	450	↔	56%

Street Name	Direction	Percentiles					
		15th	50th	Average	85th	95th	ADT
S Beachwood Dr	Summary	20	26	26	32	37	805

Prepared by NDS/ATD

Prepared by National Data & Surveying Services

VOLUME

S Beachwood Dr Bet. W Oak St & W Alameda Ave

Day: Wednesday
Date: 1/18/2023

City: Burbank
Project #: CA23_020030_022

DAILY TOTALS	NB	SB	EB	WB	Total
	428	377	0	0	805

AM Period	NB		SB		EB	WB	TOTAL		PM Period	NB		SB		EB	WB	TOTAL	
00:00	0		0		0	0			12:00	9		9		0	0	18	
00:15	1		0		0	0	1		12:15	8		4		0	0	12	
00:30	0		0		0	0			12:30	5		8		0	0	13	
00:45	1	2	0		0	0	1	2	12:45	8	30	8	29	0	0	16	59
01:00	1		2		0	0	3		13:00	11		6		0	0	17	
01:15	0		0		0	0			13:15	4		8		0	0	12	
01:30	1		0		0	0	1		13:30	3		7		0	0	10	
01:45	0	2	0	2	0	0		4	13:45	8	26	5	26	0	0	13	52
02:00	0		1		0	0	1		14:00	6		8		0	0	14	
02:15	0		1		0	0	1		14:15	11		9		0	0	20	
02:30	1		0		0	0	1		14:30	10		7		0	0	17	
02:45	0	1	0	2	0	0		3	14:45	8	35	6	30	0	0	14	65
03:00	0		0		0	0			15:00	12		17		0	0	29	
03:15	0		1		0	0	1		15:15	7		3		0	0	10	
03:30	1		0		0	0	1		15:30	7		5		0	0	12	
03:45	0	1	0	1	0	0		2	15:45	6	32	11	36	0	0	17	68
04:00	0		0		0	0			16:00	11		7		0	0	18	
04:15	0		0		0	0			16:15	10		2		0	0	12	
04:30	0		0		0	0			16:30	11		13		0	0	24	
04:45	0		0		0	0			16:45	10	42	5	27	0	0	15	69
05:00	1		2		0	0	3		17:00	9		7		0	0	16	
05:15	0		3		0	0	3		17:15	11		5		0	0	16	
05:30	1		0		0	0	1		17:30	8		3		0	0	11	
05:45	2	4	2	7	0	0	4	11	17:45	11	39	5	20	0	0	16	59
06:00	1		3		0	0	4		18:00	5		6		0	0	11	
06:15	2		3		0	0	5		18:15	13		6		0	0	19	
06:30	1		1		0	0	2		18:30	7		4		0	0	11	
06:45	3	7	3	10	0	0	6	17	18:45	11	36	4	20	0	0	15	56
07:00	1		7		0	0	8		19:00	5		3		0	0	8	
07:15	7		0		0	0	7		19:15	0		6		0	0	6	
07:30	8		11		0	0	19		19:30	8		6		0	0	14	
07:45	14	30	14	32	0	0	28	62	19:45	5	18	3	18	0	0	8	36
08:00	7		5		0	0	12		20:00	4		2		0	0	6	
08:15	5		8		0	0	13		20:15	4		5		0	0	9	
08:30	4		9		0	0	13		20:30	1		3		0	0	4	
08:45	8	24	8	30	0	0	16	54	20:45	0	9	3	13	0	0	3	22
09:00	6		5		0	0	11		21:00	1		3		0	0	4	
09:15	7		7		0	0	14		21:15	1		2		0	0	3	
09:30	4		4		0	0	8		21:30	3		0		0	0	3	
09:45	10	27	9	25	0	0	19	52	21:45	1	6	0	5	0	0	1	11
10:00	7		7		0	0	14		22:00	3		0		0	0	3	
10:15	6		6		0	0	12		22:15	0		1		0	0	1	
10:30	8		9		0	0	17		22:30	1		0		0	0	1	
10:45	5	26	4	26	0	0	9	52	22:45	1	5	0	1	0	0	1	6
11:00	4		6		0	0	10		23:00	2		0		0	0	2	
11:15	3		2		0	0	5		23:15	2		1		0	0	3	
11:30	6		6		0	0	12		23:30	1		0		0	0	1	
11:45	8	21	2	16	0	0	10	37	23:45	0	5	0	1	0	0		6
TOTALS		145		151				296	TOTALS		283		226				509
SPLIT %		49.0%		51.0%				36.8%	SPLIT %		55.6%		44.4%				63.2%

DAILY TOTALS	NB	SB	EB	WB	Total
	428	377	0	0	805

AM Peak Hour	07:15	07:30			07:30	PM Peak Hour	16:00	14:15			14:15
AM Pk Volume	36	38			72	PM Pk Volume	42	39			80
Pk Hr Factor	0.643	0.679			0.643	Pk Hr Factor	0.955	0.574			0.690
7 - 9 Volume	54	62	0	0	116	4 - 6 Volume	81	47	0	0	128
7 - 9 Peak Hour	07:15	07:30			07:30	4 - 6 Peak Hour	16:00	16:30			16:30
7 - 9 Pk Volume	36	38	0	0	72	4 - 6 Pk Volume	42	30	0	0	71
Pk Hr Factor	0.643	0.679	0.000	0.000	0.643	Pk Hr Factor	0.955	0.577	0.000	0.000	0.740

Prepared by NDS/ATD

Project #: CA23_020030_022 **City:** Burbank

Location: S Beachwood Dr Bet. W Oak St & W **Date:** 1/18/2023

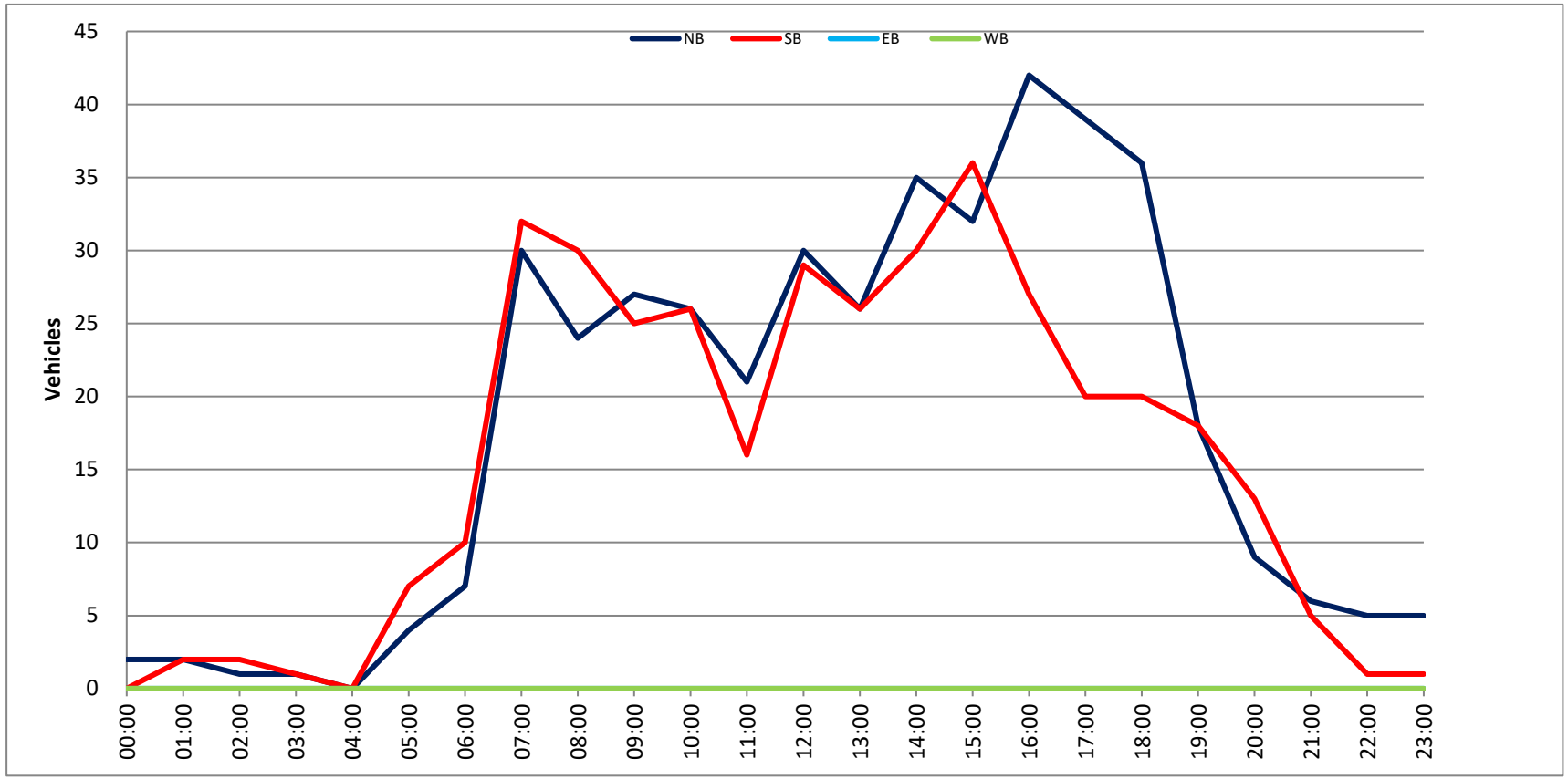

Prepared by National Data & Surveying Services

SPEED

S Beachwood Dr Bet. W Oak St & W Alameda Ave

Day: Thursday
Date: 1/19/2023

City: Burbank
Project #: CA23_020030_022n

North Bound

Time	< 15	15 - 19	20 - 24	25 - 29	30 - 34	35 - 39	40 - 44	45 - 49	50 - 54	55 - 59	60 - 64	65 - 69	70 +	Total
00:00 AM	0	0	0	0	0	0	0	0	0	0	0	0	0	0
00:15	0	0	1	0	0	0	0	0	0	0	0	0	0	1
00:30	0	0	0	0	0	0	0	0	0	0	0	0	0	0
00:45	0	0	1	0	0	0	0	0	0	0	0	0	0	1
01:00	0	1	1	0	0	0	0	0	0	0	0	0	0	2
01:15	0	0	0	0	0	0	0	0	0	0	0	0	0	0
01:30	0	0	0	0	0	0	0	0	0	0	0	0	0	0
01:45	0	0	0	0	0	0	0	0	0	0	0	0	0	0
02:00	0	0	0	0	1	0	0	0	0	0	0	0	0	1
02:15	0	0	0	0	0	0	0	0	0	0	0	0	0	0
02:30	0	0	0	0	0	0	0	0	0	0	0	0	0	0
02:45	0	0	0	0	0	0	0	0	0	0	0	0	0	0
03:00	0	0	0	0	0	0	0	0	0	0	0	0	0	0
03:15	0	0	0	0	0	0	1	0	0	0	0	0	0	1
03:30	0	0	0	0	0	0	0	0	0	0	0	0	0	0
03:45	0	1	0	0	0	0	0	0	0	0	0	0	0	1
04:00	0	0	1	0	0	0	0	0	0	0	0	0	0	1
04:15	0	0	0	0	0	0	0	0	0	0	0	0	0	0
04:30	0	0	0	0	0	0	0	0	0	0	0	0	0	0
04:45	0	0	0	0	0	0	0	0	0	0	0	0	0	0
05:00	0	0	0	0	0	0	0	0	0	0	0	0	0	0
05:15	0	0	0	0	0	0	0	0	0	0	0	0	0	0
05:30	0	0	1	0	0	0	0	0	0	0	0	0	0	1
05:45	0	0	0	0	0	0	0	0	0	0	0	0	0	0
06:00	0	0	0	1	2	0	0	0	0	0	0	0	0	3
06:15	0	0	0	0	0	0	0	0	0	0	0	0	0	0
06:30	0	0	1	0	0	0	1	0	0	0	0	0	0	2
06:45	0	0	1	1	0	0	0	0	0	0	0	0	0	2
07:00	1	0	0	0	0	0	0	0	0	0	0	0	0	1
07:15	1	0	0	0	0	1	0	0	0	0	0	0	0	2
07:30	1	0	1	3	0	1	0	0	0	0	0	0	0	6
07:45	0	0	5	4	1	3	0	0	0	0	0	0	0	13
08:00	0	1	1	1	3	1	0	0	0	0	0	0	0	7
08:15	0	2	1	3	0	0	0	0	0	0	0	0	0	6
08:30	1	1	1	0	1	1	0	0	0	0	0	0	0	5
08:45	0	0	0	1	4	0	1	0	0	0	0	0	0	6
09:00	0	0	2	1	0	0	0	0	0	0	0	0	0	3
09:15	1	0	1	1	0	0	0	0	0	0	0	0	0	3
09:30	0	0	1	0	0	0	0	0	0	0	0	0	0	1
09:45	1	0	2	3	1	1	0	0	0	0	0	0	0	8
10:00	1	0	0	0	3	0	1	0	0	0	0	0	0	5
10:15	1	0	3	2	2	0	0	0	0	0	0	0	0	8
10:30	1	0	2	4	1	1	0	0	0	0	0	0	0	9
10:45	0	0	1	3	0	0	0	0	0	0	0	0	0	4
11:00	1	1	2	2	4	0	0	0	0	0	0	0	0	10
11:15	1	4	0	2	1	0	0	0	0	0	0	0	0	8
11:30	0	2	0	1	1	1	0	0	0	0	0	0	0	5
11:45	0	1	0	7	0	0	0	0	0	0	0	0	0	8
12:00 PM	0	2	1	2	3	1	0	0	0	0	0	0	0	9
12:15	0	1	4	2	0	2	0	0	0	0	0	0	0	9
12:30	0	1	1	3	5	1	0	0	0	0	0	0	0	11
12:45	1	2	4	2	1	0	0	0	0	0	0	0	0	10
13:00	1	1	4	1	0	3	0	0	0	0	0	0	0	10
13:15	0	0	2	1	0	0	0	0	0	0	0	0	0	3
13:30	0	0	1	4	2	0	0	0	0	0	0	0	0	7
13:45	0	0	3	3	6	1	0	0	0	0	0	0	0	13
14:00	0	1	3	0	1	0	0	0	0	0	0	0	0	5
14:15	0	0	1	2	1	1	1	0	0	0	0	0	0	6
14:30	0	1	0	2	1	0	0	0	0	0	0	0	0	4
14:45	0	0	1	2	3	0	0	0	0	0	0	0	0	6
15:00	0	1	0	5	3	0	0	0	0	0	0	0	0	9
15:15	0	0	2	6	7	0	0	0	0	0	0	0	0	15
15:30	0	0	1	1	2	0	1	0	0	0	0	0	0	5
15:45	1	1	2	3	4	1	0	0	0	0	0	0	0	12
16:00	0	0	2	1	3	0	1	0	0	0	0	0	0	7
16:15	1	1	0	2	2	0	0	0	0	0	0	0	0	6
16:30	0	2	2	0	5	1	0	0	0	0	0	0	0	10
16:45	0	2	2	1	2	0	0	0	0	0	0	0	0	7
17:00	0	0	3	5	0	2	0	0	0	0	0	0	0	10
17:15	1	0	3	6	2	0	0	0	0	0	0	0	0	12
17:30	2	1	2	1	1	0	0	0	0	0	0	0	0	7
17:45	2	1	1	2	1	0	0	0	0	0	0	0	0	7
18:00	0	1	0	3	0	1	0	0	0	0	0	0	0	5
18:15	0	1	0	2	3	0	0	0	0	0	0	0	0	6
18:30	0	0	1	2	2	1	0	0	0	0	0	0	0	6
18:45	0	0	1	1	1	1	0	0	0	0	0	0	0	4
19:00	1	0	1	2	1	0	0	0	0	0	0	0	0	5
19:15	0	1	2	2	0	0	0	0	0	0	0	0	0	5
19:30	0	0	3	1	0	0	0	0	0	0	0	0	0	4
19:45	0	0	0	0	0	0	0	0	0	0	0	0	0	0
20:00	0	0	1	0	2	0	0	0	0	0	0	0	0	3
20:15	0	0	0	0	1	0	0	0	0	0	0	0	0	1
20:30	0	0	0	0	0	0	0	0	0	0	0	0	0	0
20:45	0	0	1	0	1	0	0	0	0	0	0	0	0	2
21:00	0	0	1	0	0	0	0	0	0	0	0	0	0	1
21:15	0	0	0	2	0	0	0	0	0	0	0	0	0	2
21:30	0	0	0	0	0	1	0	0	0	0	0	0	0	1
21:45	0	0	1	0	1	0	0	0	0	0	0	0	0	2
22:00	0	0	0	0	1	0	0	0	0	0	0	0	0	1
22:15	0	0	0	0	0	0	0	0	0	0	0	0	0	0
22:30	0	0	0	0	0	0	0	0	0	0	0	0	0	0
22:45	0	0	0	0	0	0	0	0	0	0	0	0	0	0
23:00	0	0	0	3	0	0	0	0	0	0	0	0	0	3
23:15	0	0	1	0	0	0	0	0	0	0	0	0	0	1
23:30	0	0	0	1	0	0	0	0	0	0	0	0	0	1
23:45	0	0	0	0	1	0	0	0	0	0	0	0	0	1
Totals	21	35	83	116	94	27	7							385
% of Totals	5%	9%	23%	30%	24%	7%	2%							100%

AM Volumes	11	14	30	40	25	10	4	0	0	0	0	0	0	134
% AM	3%	4%	8%	10%	6%	3%	1%							35%
AM Peak Hour	09:45	11:15	07:30	11:45	08:00	07:15	02:30							11:45
Volume	4	9	8	14	8	6	1							37
PM Volumes	10	21	58	76	69	17	3	0	0	0	0	0	0	254
% PM	3%	5%	15%	20%	18%	4%	1%							65%
PM Peak Hour	17:00	12:00	12:15	14:30	15:00	12:15	15:15							15:00
Volume	5	6	13	15	16	6	2							41

Directional Peak Periods	AM 7-9			NOON 12-2			PM 4-6			Off Peak Volumes		
All Classes	Volume	⟷	%	Volume	⟷	%	Volume	⟷	%	Volume	⟷	%
	46		12%	72		19%	66		17%	204		53%

Street Name	Direction	Percentiles					
		15th	50th	Average	85th	95th	ADT
S Beachwood Dr	North Bound	20	27	27	34	38	388
S Beachwood Dr	South Bound	20	26	26	34	38	346

Prepared by National Data & Surveying Services

SPEED

S Beachwood Dr Bet. W Oak St & W Alameda Ave

Day: Thursday
Date: 1/19/2023

City: Burbank
Project #: CA23_020030_022s

South Bound

Time	< 15	15 - 19	20 - 24	25 - 29	30 - 34	35 - 39	40 - 44	45 - 49	50 - 54	55 - 59	60 - 64	65 - 69	70 +	Total
00:00 AM	0	0	0	0	0	0	0	0	0	0	0	0	0	0
00:15	0	0	1	1	0	0	0	0	0	0	0	0	0	2
00:30	0	0	0	0	0	0	0	1	0	0	0	0	0	1
00:45	0	0	1	0	0	0	0	0	0	0	0	0	0	1
01:00	0	0	0	0	0	0	0	0	0	0	0	0	0	0
01:15	0	0	0	0	0	0	0	0	0	0	0	0	0	0
01:30	0	0	0	0	0	0	0	0	0	0	0	0	0	0
01:45	0	0	0	0	0	0	0	0	0	0	0	0	0	0
02:00	0	0	0	0	0	0	0	0	0	0	0	0	0	0
02:15	0	0	0	0	0	0	0	0	0	0	0	0	0	0
02:30	0	0	0	0	0	0	1	0	0	0	0	0	0	1
02:45	0	0	0	0	0	0	0	0	0	0	0	0	0	0
03:00	0	0	0	0	0	0	0	0	0	0	0	0	0	0
03:15	0	0	0	0	0	0	0	0	0	0	0	0	0	0
03:30	0	0	0	0	0	0	0	0	0	0	0	0	0	0
03:45	0	0	0	0	0	0	0	0	0	0	0	0	0	0
04:00	0	0	0	0	0	0	0	0	0	0	0	0	0	0
04:15	0	0	0	0	0	0	0	0	0	0	0	0	0	0
04:30	0	0	0	0	0	0	0	0	0	0	0	0	0	0
04:45	0	1	0	0	0	0	0	0	0	0	0	0	0	1
05:00	0	0	0	0	0	1	1	0	0	0	0	0	0	2
05:15	0	0	0	0	0	0	0	1	0	0	0	0	0	1
05:30	0	0	3	0	1	0	0	0	0	0	0	0	0	4
05:45	0	0	0	0	0	0	0	0	0	0	0	0	0	0
06:00	0	0	0	0	3	0	0	0	0	0	0	0	0	3
06:15	1	0	0	0	1	0	1	0	0	0	0	0	0	3
06:30	1	0	0	0	2	1	0	0	0	0	0	0	0	4
06:45	0	0	1	2	1	0	0	0	0	0	0	0	0	4
07:00	0	0	1	0	0	1	0	0	0	0	0	0	0	2
07:15	0	0	0	2	0	2	0	0	0	0	0	0	0	4
07:30	1	2	5	3	3	1	0	0	0	0	0	0	0	15
07:45	1	3	3	7	0	1	0	0	0	0	0	0	0	15
08:00	0	0	2	0	1	0	0	0	0	0	0	0	0	3
08:15	0	1	2	3	1	0	1	0	0	0	0	0	0	8
08:30	0	0	3	2	2	0	1	0	0	0	0	0	0	8
08:45	0	1	3	3	1	2	0	0	0	0	0	0	0	10
09:00	0	0	2	1	3	0	0	0	0	0	0	0	0	6
09:15	0	0	0	1	2	0	0	0	0	0	0	0	0	3
09:30	2	0	2	1	0	0	0	0	0	0	0	0	0	5
09:45	1	0	1	1	1	2	0	0	0	0	0	0	0	6
10:00	0	1	1	0	1	0	0	0	0	0	0	0	0	3
10:15	0	1	1	0	2	0	0	0	0	0	0	0	0	4
10:30	0	0	6	0	0	0	0	0	0	0	0	0	0	6
10:45	0	0	0	2	2	0	0	0	0	0	0	0	0	4
11:00	0	1	1	3	0	0	0	0	0	0	0	0	0	5
11:15	1	0	2	1	1	0	0	0	0	0	0	0	0	5
11:30	1	1	2	1	0	0	0	0	0	0	0	0	0	5
11:45	1	1	4	1	0	0	0	0	0	0	0	0	0	7
12:00 PM	0	1	2	0	2	0	0	0	0	0	0	0	0	5
12:15	0	0	1	2	0	1	0	1	0	0	0	0	0	5
12:30	0	1	2	2	0	0	1	0	0	0	0	0	0	6
12:45	0	3	3	4	2	0	0	0	0	0	0	0	0	12
13:00	0	0	0	3	2	0	0	0	0	0	0	0	0	5
13:15	0	0	2	4	1	0	0	0	0	0	0	0	0	7
13:30	0	3	1	1	0	1	0	0	0	0	0	0	0	6
13:45	0	1	0	2	1	0	0	0	0	0	0	0	0	4
14:00	0	0	1	1	4	0	0	0	0	0	0	0	0	6
14:15	1	0	0	2	2	0	0	0	0	0	0	0	0	5
14:30	0	2	1	2	0	0	0	0	0	0	0	0	0	5
14:45	1	1	1	1	0	1	0	0	0	0	0	0	0	5
15:00	0	2	7	3	4	1	0	0	0	0	0	0	0	17
15:15	0	0	3	3	1	1	0	0	0	0	0	0	0	8
15:30	0	1	3	4	1	0	0	0	0	0	0	0	0	9
15:45	0	1	3	1	1	0	0	0	0	0	0	0	0	6
16:00	0	1	2	4	0	0	0	0	0	0	0	0	0	7
16:15	1	0	0	0	1	1	0	0	0	0	0	0	0	3
16:30	1	0	3	1	0	0	0	0	0	0	0	0	0	5
16:45	1	1	2	0	1	0	0	0	0	0	0	0	0	5
17:00	0	1	2	1	2	0	0	0	0	0	0	0	0	6
17:15	1	1	4	2	1	1	0	0	0	0	0	0	0	10
17:30	0	0	1	1	2	0	0	0	0	0	0	0	0	4
17:45	0	0	1	1	2	0	0	0	0	0	0	0	0	4
18:00	0	0	1	2	2	0	0	0	0	0	0	0	0	5
18:15	0	0	0	0	4	0	0	0	0	0	0	0	0	4
18:30	0	0	1	1	0	0	0	0	0	0	0	0	0	2
18:45	0	1	1	2	2	2	0	0	0	0	0	0	0	8
19:00	0	0	0	2	1	0	0	0	0	0	0	0	0	3
19:15	0	0	1	1	0	0	0	0	0	0	0	0	0	2
19:30	0	1	0	0	0	1	0	0	0	0	0	0	0	2
19:45	0	0	0	1	0	0	0	0	0	0	0	0	0	1
20:00	0	0	0	1	0	1	0	0	0	0	0	0	0	2
20:15	0	0	1	0	0	0	0	0	0	0	0	0	0	1
20:30	0	0	0	2	1	0	0	0	0	0	0	0	0	3
20:45	0	0	0	0	0	0	0	0	0	0	0	0	0	0
21:00	0	0	0	0	1	0	0	0	0	0	0	0	0	1
21:15	0	0	0	0	0	0	0	0	0	0	0	0	0	0
21:30	0	0	0	1	0	0	0	0	0	0	0	0	0	1
21:45	0	0	0	0	0	0	0	0	0	0	0	0	0	0
22:00	0	0	0	0	0	0	0	0	0	0	0	0	0	0
22:15	0	0	1	0	0	0	0	0	0	0	0	0	0	1
22:30	0	0	0	1	0	0	0	0	0	0	0	0	0	1
22:45	0	0	0	0	0	0	0	0	0	0	0	0	0	0
23:00	0	0	0	1	0	0	0	0	0	0	0	0	0	1
23:15	0	0	0	0	0	0	0	0	0	0	0	0	0	0
23:30	0	0	0	0	1	0	0	0	0	0	0	0	0	1
23:45	0	0	0	0	0	1	0	0	0	0	0	0	0	1
Totals	16	35	98	95	70	23	6	3						346
% of Totals	5%	10%	28%	27%	20%	7%	2%	1%						100%

AM Volumes	10	13	47	35	28	11	5	2	0	0	0	0	0	151
% AM	3%	4%	14%	10%	8%	3%	1%	1%						44%
AM Peak Hour	09:00	07:30	07:30	07:30	08:30	07:00	07:45							07:30
Volume	3	6	12	13	8	5	2	1						41
PM Volumes	6	22	51	60	42	12	1	1	0	0	0	0	0	195
% PM	2%	6%	15%	17%	12%	3%	0%	0%						56%
PM Peak Hour	16:00	12:45	15:00	12:30	17:30	14:30	12:00	12:00						15:00
Volume	3	6	16	13	10	3	1	1						40

Directional Peak Periods	AM 7-9			NOON 12-2			PM 4-6			Off Peak Volumes		
All Classes	Volume	⟷	%	Volume	⟷	%	Volume	⟷	%	Volume	⟷	%
	65		19%	50		14%	44		13%	187		54%

Street Name	Direction	Percentiles					
		15th	50th	Average	85th	95th	ADT
S Beachwood Dr	North Bound	20	27	27	34	38	388
S Beachwood Dr	South Bound	20	26	26	34	38	346

Prepared by National Data & Surveying Services

SPEED

S Beachwood Dr Bet. W Oak St & W Alameda Ave

Day: Thursday
Date: 1/19/2023

City: Burbank
Project #: CA23_020030_022

Summary

Time	< 15	15 - 19	20 - 24	25 - 29	30 - 34	35 - 39	40 - 44	45 - 49	50 - 54	55 - 59	60 - 64	65 - 69	70 +	Total
00:00 AM	0	0	0	0	0	0	0	0	0	0	0	0	0	0
00:15	0	0	2	1	0	0	0	0	0	0	0	0	0	3
00:30	0	0	0	0	0	0	0	1	0	0	0	0	0	1
00:45	0	0	2	0	0	0	0	0	0	0	0	0	0	2
01:00	0	1	1	0	0	0	0	0	0	0	0	0	0	2
01:15	0	0	0	0	0	0	0	0	0	0	0	0	0	0
01:30	0	0	0	0	0	0	0	0	0	0	0	0	0	0
01:45	0	0	0	0	0	0	0	0	0	0	0	0	0	0
02:00	0	0	0	0	1	0	0	0	0	0	0	0	0	1
02:15	0	0	0	0	0	0	0	0	0	0	0	0	0	0
02:30	0	0	0	0	0	0	1	0	0	0	0	0	0	1
02:45	0	0	0	0	0	0	0	0	0	0	0	0	0	0
03:00	0	0	0	0	0	0	0	0	0	0	0	0	0	0
03:15	0	0	0	0	0	0	1	0	0	0	0	0	0	1
03:30	0	0	0	0	0	0	0	0	0	0	0	0	0	0
03:45	0	1	0	0	0	0	0	0	0	0	0	0	0	1
04:00	0	0	1	0	0	0	0	0	0	0	0	0	0	1
04:15	0	0	0	0	0	0	0	0	0	0	0	0	0	0
04:30	0	0	0	0	0	0	0	0	0	0	0	0	0	0
04:45	0	1	0	0	0	0	0	0	0	0	0	0	0	1
05:00	0	0	0	0	0	1	1	0	0	0	0	0	0	2
05:15	0	0	0	0	0	0	0	1	0	0	0	0	0	1
05:30	0	0	4	0	1	0	0	0	0	0	0	0	0	5
05:45	0	0	0	0	0	0	0	0	0	0	0	0	0	0
06:00	0	0	0	1	5	0	0	0	0	0	0	0	0	6
06:15	1	0	0	0	1	0	1	0	0	0	0	0	0	3
06:30	1	0	1	0	2	1	1	0	0	0	0	0	0	6
06:45	0	0	2	3	1	0	0	0	0	0	0	0	0	6
07:00	1	0	1	0	0	1	0	0	0	0	0	0	0	3
07:15	1	0	0	2	0	3	0	0	0	0	0	0	0	6
07:30	2	2	6	6	3	2	0	0	0	0	0	0	0	21
07:45	1	3	8	11	1	4	0	0	0	0	0	0	0	28
08:00	0	1	3	1	4	1	0	0	0	0	0	0	0	10
08:15	0	3	3	6	1	0	1	0	0	0	0	0	0	14
08:30	1	1	4	2	3	1	1	0	0	0	0	0	0	13
08:45	0	1	3	4	5	2	1	0	0	0	0	0	0	16
09:00	0	0	4	2	3	0	0	0	0	0	0	0	0	9
09:15	1	0	1	2	2	0	0	0	0	0	0	0	0	6
09:30	2	0	3	1	0	0	0	0	0	0	0	0	0	6
09:45	2	0	3	4	2	3	0	0	0	0	0	0	0	14
10:00	1	1	1	0	4	0	1	0	0	0	0	0	0	8
10:15	1	1	4	2	4	0	0	0	0	0	0	0	0	12
10:30	1	0	8	4	1	1	0	0	0	0	0	0	0	15
10:45	0	0	1	5	2	0	0	0	0	0	0	0	0	8
11:00	1	2	3	5	4	0	0	0	0	0	0	0	0	15
11:15	2	4	2	3	2	0	0	0	0	0	0	0	0	13
11:30	1	3	2	2	1	1	0	0	0	0	0	0	0	10
11:45	1	2	4	8	0	0	0	0	0	0	0	0	0	15
12:00 PM	0	3	3	2	5	1	0	0	0	0	0	0	0	14
12:15	0	1	5	4	0	3	0	1	0	0	0	0	0	14
12:30	0	2	3	5	5	1	1	0	0	0	0	0	0	17
12:45	1	5	7	6	3	0	0	0	0	0	0	0	0	22
13:00	1	1	4	4	2	3	0	0	0	0	0	0	0	15
13:15	0	0	4	5	1	0	0	0	0	0	0	0	0	10
13:30	0	3	2	5	2	1	0	0	0	0	0	0	0	13
13:45	0	1	3	5	7	1	0	0	0	0	0	0	0	17
14:00	0	1	4	1	5	0	0	0	0	0	0	0	0	11
14:15	1	0	1	4	3	1	1	0	0	0	0	0	0	11
14:30	0	3	1	4	1	0	0	0	0	0	0	0	0	9
14:45	1	1	2	3	3	1	0	0	0	0	0	0	0	11
15:00	0	3	7	8	7	1	0	0	0	0	0	0	0	26
15:15	0	0	5	9	8	1	0	0	0	0	0	0	0	23
15:30	0	1	4	5	3	0	1	0	0	0	0	0	0	14
15:45	1	2	5	4	5	1	0	0	0	0	0	0	0	18
16:00	0	1	4	5	3	0	1	0	0	0	0	0	0	14
16:15	2	1	0	2	3	1	0	0	0	0	0	0	0	9
16:30	1	2	5	1	5	1	0	0	0	0	0	0	0	15
16:45	1	3	4	1	3	0	0	0	0	0	0	0	0	12
17:00	0	1	5	6	2	2	0	0	0	0	0	0	0	16
17:15	2	1	7	8	3	1	0	0	0	0	0	0	0	22
17:30	2	1	3	2	3	0	0	0	0	0	0	0	0	11
17:45	2	1	2	3	3	0	0	0	0	0	0	0	0	11
18:00	0	1	1	5	2	1	0	0	0	0	0	0	0	10
18:15	0	1	0	2	7	0	0	0	0	0	0	0	0	10
18:30	0	0	2	3	2	1	0	0	0	0	0	0	0	8
18:45	0	1	2	3	3	3	0	0	0	0	0	0	0	12
19:00	1	0	1	4	2	0	0	0	0	0	0	0	0	8
19:15	0	1	3	3	0	0	0	0	0	0	0	0	0	7
19:30	0	1	3	1	0	1	0	0	0	0	0	0	0	6
19:45	0	0	0	1	0	0	0	0	0	0	0	0	0	1
20:00	0	0	1	1	2	1	0	0	0	0	0	0	0	5
20:15	0	0	1	0	1	0	0	0	0	0	0	0	0	2
20:30	0	0	0	2	1	0	0	0	0	0	0	0	0	3
20:45	0	0	1	0	1	0	0	0	0	0	0	0	0	2
21:00	0	0	1	0	1	0	0	0	0	0	0	0	0	2
21:15	0	0	0	2	0	0	0	0	0	0	0	0	0	2
21:30	0	0	0	1	0	1	0	0	0	0	0	0	0	2
21:45	0	0	1	0	1	0	0	0	0	0	0	0	0	2
22:00	0	0	0	0	1	0	0	0	0	0	0	0	0	1
22:15	0	0	1	0	0	0	0	0	0	0	0	0	0	1
22:30	0	0	0	1	0	0	0	0	0	0	0	0	0	1
22:45	0	0	0	0	0	0	0	0	0	0	0	0	0	0
23:00	0	0	0	4	0	0	0	0	0	0	0	0	0	4
23:15	0	0	1	0	0	0	0	0	0	0	0	0	0	1
23:30	0	0	0	1	1	0	0	0	0	0	0	0	0	2
23:45	0	0	0	0	1	1	0	0	0	0	0	0	0	2
Totals	37	70	186	211	164	50	13	3						734
% of Totals	5%	10%	25%	29%	22%	7%	2%	0%						100%

AM Volumes	21	27	77	75	53	21	9	2	0	0	0	0	0	285
% AM	3%	4%	10%	10%	7%	3%	1%	0%						39%
AM Peak Hour	09:15	11:15	07:30	07:30	08:00	07:00	08:00							07:30
Volume	6	12	20	24	13	10	3	1						73
PM Volumes	16	43	109	136	111	29	4	1	0	0	0	0	0	449
% PM	2%	6%	15%	19%	15%	4%	1%	0%						61%
PM Peak Hour	17:00	12:00	15:00	15:00	15:00	12:15	15:15	12:00						15:00
Volume	6	11	21	26	23	7	2	1						81

Directional Peak Periods	AM 7-9			NOON 12-2			PM 4-6			Off Peak Volumes		
All Classes	Volume	⟷	%	Volume	⟷	%	Volume	⟷	%	Volume	⟷	%
	111		15%	122		17%	110		15%	391		53%

Street Name	Direction	Percentiles					
		15th	50th	Average	85th	95th	ADT
S Beachwood Dr	Summary	20	27	27	34	38	734

Prepared by National Data & Surveying Services

SPEED

S Beachwood Dr Bet. W Oak St & W Alameda Ave

Day: Thursday
Date: 1/19/2023

City: Burbank
Project #: CA23_020030_022n

North Bound

Time	< 15	15 - 19	20 - 24	25 - 29	30 - 34	35 - 39	40 - 44	45 - 49	50 - 54	55 - 59	60 - 64	65 - 69	70 +	Total
00:00 AM	0	0	2	0	0	0	0	0	0	0	0	0	0	2
01:00	0	1	1	0	0	0	0	0	0	0	0	0	0	2
02:00	0	0	0	0	1	0	0	0	0	0	0	0	0	1
03:00	0	1	0	0	0	0	1	0	0	0	0	0	0	2
04:00	0	0	1	0	0	0	0	0	0	0	0	0	0	1
05:00	0	0	1	0	0	0	0	0	0	0	0	0	0	1
06:00	0	0	2	2	2	0	1	0	0	0	0	0	0	7
07:00	3	0	6	7	1	5	0	0	0	0	0	0	0	22
08:00	1	4	3	5	8	2	1	0	0	0	0	0	0	24
09:00	2	0	6	5	1	1	0	0	0	0	0	0	0	15
10:00	3	0	6	9	6	1	1	0	0	0	0	0	0	26
11:00	2	8	2	12	6	1	0	0	0	0	0	0	0	31
12:00 PM	1	6	10	9	9	4	0	0	0	0	0	0	0	39
13:00	1	1	10	9	8	4	0	0	0	0	0	0	0	33
14:00	0	2	5	6	6	1	1	0	0	0	0	0	0	21
15:00	1	2	5	15	16	1	1	0	0	0	0	0	0	41
16:00	1	5	6	4	12	1	1	0	0	0	0	0	0	30
17:00	5	2	9	14	4	2	0	0	0	0	0	0	0	36
18:00	0	2	2	8	6	3	0	0	0	0	0	0	0	21
19:00	1	1	6	5	1	0	0	0	0	0	0	0	0	14
20:00	0	0	2	0	4	0	0	0	0	0	0	0	0	6
21:00	0	0	2	2	1	1	0	0	0	0	0	0	0	6
22:00	0	0	0	0	1	0	0	0	0	0	0	0	0	1
23:00	0	0	1	4	1	0	0	0	0	0	0	0	0	6
Totals	21	35	88	116	94	27	7							388
% of Totals	5%	9%	23%	30%	24%	7%	2%							100%

AM Volumes	11	14	30	40	25	10	4	0	0	0	0	0	0	134
% AM	3%	4%	8%	10%	6%	3%	1%							35%
AM Peak Hour	07:00	11:00	07:00	11:00	08:00	07:00	03:00							11:00
Volume	3	8	6	12	8	5	1							31
PM Volumes	10	21	58	76	69	17	3	0	0	0	0	0	0	254
% PM	3%	5%	15%	20%	18%	4%	1%							65%
PM Peak Hour	17:00	12:00	12:00	15:00	15:00	12:00	14:00							15:00
Volume	5	6	10	15	16	4	1							41

Directional Peak Periods	AM 7-9			NOON 12-2			PM 4-6			Off Peak Volumes		
All Speeds	Volume		%	Volume		%	Volume		%	Volume		%
	46	↔	12%	72	↔	19%	66	↔	17%	204	↔	53%

Street Name	Direction	Percentiles					
		15th	50th	Average	85th	95th	ADT
S Beachwood Dr	North Bound	20	27	27	34	38	388
S Beachwood Dr	South Bound	20	26	26	34	38	346

Prepared by National Data & Surveying Services

SPEED

S Beachwood Dr Bet. W Oak St & W Alameda Ave

Day: Thursday
Date: 1/19/2023

City: Burbank
Project #: CA23_020030_022s

South Bound

Time	< 15	15 - 19	20 - 24	25 - 29	30 - 34	35 - 39	40 - 44	45 - 49	50 - 54	55 - 59	60 - 64	65 - 69	70 +	Total
00:00 AM	0	0	2	1	0	0	0	1	0	0	0	0	0	4
01:00	0	0	0	0	0	0	0	0	0	0	0	0	0	0
02:00	0	0	0	0	0	0	1	0	0	0	0	0	0	1
03:00	0	0	0	0	0	0	0	0	0	0	0	0	0	0
04:00	0	1	0	0	0	0	0	0	0	0	0	0	0	1
05:00	0	0	3	0	1	1	1	1	0	0	0	0	0	7
06:00	2	0	1	2	7	1	1	0	0	0	0	0	0	14
07:00	2	5	9	12	3	5	0	0	0	0	0	0	0	36
08:00	0	2	10	8	5	2	2	0	0	0	0	0	0	29
09:00	3	0	5	4	6	2	0	0	0	0	0	0	0	20
10:00	0	2	8	2	5	0	0	0	0	0	0	0	0	17
11:00	3	3	9	6	1	0	0	0	0	0	0	0	0	22
12:00 PM	0	5	8	8	4	1	1	1	0	0	0	0	0	28
13:00	0	4	3	10	4	1	0	0	0	0	0	0	0	22
14:00	2	3	3	6	6	1	0	0	0	0	0	0	0	21
15:00	0	4	16	11	7	2	0	0	0	0	0	0	0	40
16:00	3	2	7	5	2	1	0	0	0	0	0	0	0	20
17:00	1	2	8	5	7	1	0	0	0	0	0	0	0	24
18:00	0	1	3	5	8	2	0	0	0	0	0	0	0	19
19:00	0	1	1	4	1	1	0	0	0	0	0	0	0	8
20:00	0	0	1	3	1	1	0	0	0	0	0	0	0	6
21:00	0	0	0	1	1	0	0	0	0	0	0	0	0	2
22:00	0	0	1	1	0	0	0	0	0	0	0	0	0	2
23:00	0	0	0	1	1	1	0	0	0	0	0	0	0	3
Totals	16	35	98	95	70	23	6	3						346
% of Totals	5%	10%	28%	27%	20%	7%	2%	1%						100%

AM Volumes	10	13	47	35	28	11	5	2	0	0	0	0	0	151
% AM	3%	4%	14%	10%	8%	3%	1%	1%						44%
AM Peak Hour	09:00	07:00	08:00	07:00	06:00	07:00	08:00							07:00
Volume	3	5	10	12	7	5	2	1						36
PM Volumes	6	22	51	60	42	12	1	1	0	0	0	0	0	195
% PM	2%	6%	15%	17%	12%	3%	0%	0%						56%
PM Peak Hour	16:00	12:00	15:00	15:00	18:00	15:00	12:00	12:00						15:00
Volume	3	5	16	11	8	2	1	1						40

Directional Peak Periods	AM 7-9			NOON 12-2			PM 4-6			Off Peak Volumes		
All Speeds	Volume		%	Volume		%	Volume		%	Volume		%
	65	↔	19%	50	↔	14%	44	↔	13%	187	↔	54%

Street Name	Direction	Percentiles					
		15th	50th	Average	85th	95th	ADT
S Beachwood Dr	North Bound	20	27	27	34	38	388
S Beachwood Dr	South Bound	20	26	26	34	38	346

Prepared by National Data & Surveying Services

SPEED

S Beachwood Dr Bet. W Oak St & W Alameda Ave

Day: Thursday
Date: 1/19/2023

City: Burbank
Project #: CA23_020030_022

Summary

Time	< 15	15 - 19	20 - 24	25 - 29	30 - 34	35 - 39	40 - 44	45 - 49	50 - 54	55 - 59	60 - 64	65 - 69	70 +	Total
00:00 AM	0	0	4	1	0	0	0	1	0	0	0	0	0	6
01:00	0	1	1	0	0	0	0	0	0	0	0	0	0	2
02:00	0	0	0	0	1	0	1	0	0	0	0	0	0	2
03:00	0	1	0	0	0	0	1	0	0	0	0	0	0	2
04:00	0	1	1	0	0	0	0	0	0	0	0	0	0	2
05:00	0	0	4	0	1	1	1	1	0	0	0	0	0	8
06:00	2	0	3	4	9	1	2	0	0	0	0	0	0	21
07:00	5	5	15	19	4	10	0	0	0	0	0	0	0	58
08:00	1	6	13	13	13	4	3	0	0	0	0	0	0	53
09:00	5	0	11	9	7	3	0	0	0	0	0	0	0	35
10:00	3	2	14	11	11	1	1	0	0	0	0	0	0	43
11:00	5	11	11	18	7	1	0	0	0	0	0	0	0	53
12:00 PM	1	11	18	17	13	5	1	1	0	0	0	0	0	67
13:00	1	5	13	19	12	5	0	0	0	0	0	0	0	55
14:00	2	5	8	12	12	2	1	0	0	0	0	0	0	42
15:00	1	6	21	26	23	3	1	0	0	0	0	0	0	81
16:00	4	7	13	9	14	2	1	0	0	0	0	0	0	50
17:00	6	4	17	19	11	3	0	0	0	0	0	0	0	60
18:00	0	3	5	13	14	5	0	0	0	0	0	0	0	40
19:00	1	2	7	9	2	1	0	0	0	0	0	0	0	22
20:00	0	0	3	3	5	1	0	0	0	0	0	0	0	12
21:00	0	0	2	3	2	1	0	0	0	0	0	0	0	8
22:00	0	0	1	1	1	0	0	0	0	0	0	0	0	3
23:00	0	0	1	5	2	1	0	0	0	0	0	0	0	9
Totals	37	70	186	211	164	50	13	3						734
% of Totals	5%	10%	25%	29%	22%	7%	2%	0%						100%

AM Volumes	21	27	77	75	53	21	9	2	0	0	0	0	0	285
% AM	3%	4%	10%	10%	7%	3%	1%	0%						39%
AM Peak Hour	07:00	11:00	07:00	07:00	08:00	07:00	08:00							07:00
Volume	5	11	15	19	13	10	3	1						58
PM Volumes	16	43	109	136	111	29	4	1	0	0	0	0	0	449
% PM	2%	6%	15%	19%	15%	4%	1%	0%						61%
PM Peak Hour	17:00	12:00	15:00	15:00	15:00	12:00	12:00	12:00						15:00
Volume	6	11	21	26	23	5	1	1						81

Directional Peak Periods	AM 7-9			NOON 12-2			PM 4-6			Off Peak Volumes		
All Speeds	Volume	↔	%	Volume	↔	%	Volume	↔	%	Volume	↔	%
	111	↔	15%	122	↔	17%	110	↔	15%	391	↔	53%

Street Name	Direction	Percentiles					
		15th	50th	Average	85th	95th	ADT
S Beachwood Dr	Summary	20	27	27	34	38	734

Prepared by NDS/ATD

Prepared by National Data & Surveying Services

VOLUME

S Beachwood Dr Bet. W Oak St & W Alameda Ave

Day: Thursday
Date: 1/19/2023

City: Burbank
Project #: CA23_020030_022

DAILY TOTALS	NB	SB	EB	WB	Total
	388	346	0	0	734

AM Period	NB		SB		EB	WB	TOTAL		PM Period	NB		SB		EB	WB	TOTAL	
00:00	0		0		0	0			12:00	9		5		0	0	14	
00:15	1		2		0	0	3		12:15	9		5		0	0	14	
00:30	0		1		0	0	1		12:30	11		6		0	0	17	
00:45	1	2	1	4	0	0	2	6	12:45	10	39	12	28	0	0	22	67
01:00	2		0		0	0	2		13:00	10		5		0	0	15	
01:15	0		0		0	0			13:15	3		7		0	0	10	
01:30	0		0		0	0			13:30	7		6		0	0	13	
01:45	0	2	0		0	0		2	13:45	13	33	4	22	0	0	17	55
02:00	1		0		0	0	1		14:00	5		6		0	0	11	
02:15	0		0		0	0			14:15	6		5		0	0	11	
02:30	0		1		0	0	1		14:30	4		5		0	0	9	
02:45	0	1	0	1	0	0		2	14:45	6	21	5	21	0	0	11	42
03:00	0		0		0	0			15:00	9		17		0	0	26	
03:15	1		0		0	0	1		15:15	15		8		0	0	23	
03:30	0		0		0	0			15:30	5		9		0	0	14	
03:45	1	2	0		0	0	1	2	15:45	12	41	6	40	0	0	18	81
04:00	1		0		0	0	1		16:00	7		7		0	0	14	
04:15	0		0		0	0			16:15	6		3		0	0	9	
04:30	0		0		0	0			16:30	10		5		0	0	15	
04:45	0	1	1	1	0	0	1	2	16:45	7	30	5	20	0	0	12	50
05:00	0		2		0	0	2		17:00	10		6		0	0	16	
05:15	0		1		0	0	1		17:15	12		10		0	0	22	
05:30	1		4		0	0	5		17:30	7		4		0	0	11	
05:45	0	1	0	7	0	0		8	17:45	7	36	4	24	0	0	11	60
06:00	3		3		0	0	6		18:00	5		5		0	0	10	
06:15	0		3		0	0	3		18:15	6		4		0	0	10	
06:30	2		4		0	0	6		18:30	6		2		0	0	8	
06:45	2	7	4	14	0	0	6	21	18:45	4	21	8	19	0	0	12	40
07:00	1		2		0	0	3		19:00	5		3		0	0	8	
07:15	2		4		0	0	6		19:15	5		2		0	0	7	
07:30	6		15		0	0	21		19:30	4		2		0	0	6	
07:45	13	22	15	36	0	0	28	58	19:45	0	14	1	8	0	0	1	22
08:00	7		3		0	0	10		20:00	3		2		0	0	5	
08:15	6		8		0	0	14		20:15	1		1		0	0	2	
08:30	5		8		0	0	13		20:30	0		3		0	0	3	
08:45	6	24	10	29	0	0	16	53	20:45	2	6	0	6	0	0	2	12
09:00	3		6		0	0	9		21:00	1		1		0	0	2	
09:15	3		3		0	0	6		21:15	2		0		0	0	2	
09:30	1		5		0	0	6		21:30	1		1		0	0	2	
09:45	8	15	6	20	0	0	14	35	21:45	2	6	0	2	0	0	2	8
10:00	5		3		0	0	8		22:00	1		0		0	0	1	
10:15	8		4		0	0	12		22:15	0		1		0	0	1	
10:30	9		6		0	0	15		22:30	0		1		0	0	1	
10:45	4	26	4	17	0	0	8	43	22:45	0	1	0	2	0	0		3
11:00	10		5		0	0	15		23:00	3		1		0	0	4	
11:15	8		5		0	0	13		23:15	1		0		0	0	1	
11:30	5		5		0	0	10		23:30	1		1		0	0	2	
11:45	8	31	7	22	0	0	15	53	23:45	1	6	1	3	0	0	2	9
TOTALS	134		151					285	TOTALS	254		195					449
SPLIT %	47.0%		53.0%					38.8%	SPLIT %	56.6%		43.4%					61.2%

DAILY TOTALS	NB	SB	EB	WB	Total
	388	346	0	0	734

AM Peak Hour	11:45	07:30			07:30	PM Peak Hour	15:00	15:00			15:00
AM Pk Volume	37	41			73	PM Pk Volume	41	40			81
Pk Hr Factor	0.841	0.683			0.652	Pk Hr Factor	0.683	0.588			0.779
7 - 9 Volume	46	65	0	0	111	4 - 6 Volume	66	44	0	0	110
7 - 9 Peak Hour	07:30	07:30			07:30	4 - 6 Peak Hour	16:30	16:30			16:30
7 - 9 Pk Volume	32	41	0	0	73	4 - 6 Pk Volume	39	26	0	0	65
Pk Hr Factor	0.615	0.683	0.000	0.000	0.652	Pk Hr Factor	0.813	0.650	0.000	0.000	0.739

Prepared by NDS/ATD

Project #: CA23_020030_022 **City:** Burbank

Location: S Beachwood Dr Bet. W Oak St & W **Date:** 1/19/2023

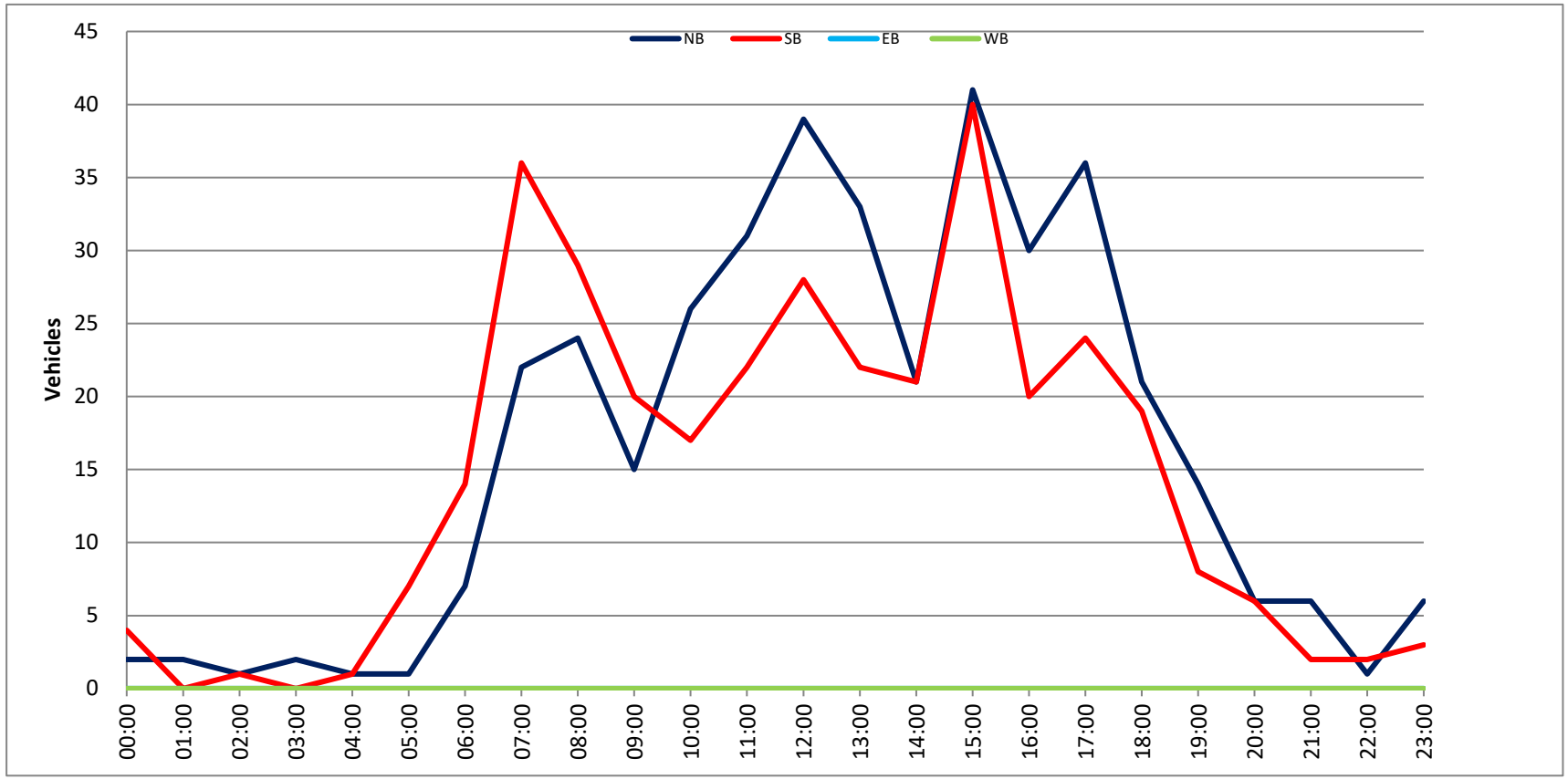

Prepared by National Data & Surveying Services

SPEED

S Beachwood Dr Bet. W Verdugo Ave & W Oak St

Day: Tuesday
Date: 1/17/2023

City: Burbank
Project #: CA23_020030_021n

North Bound

Time	< 15	15 - 19	20 - 24	25 - 29	30 - 34	35 - 39	40 - 44	45 - 49	50 - 54	55 - 59	60 - 64	65 - 69	70 +	Total
0:00 AM	0	0	0	0	0	0	0	0	0	0	0	0	0	0
0:15	0	0	0	0	0	0	0	0	0	0	0	0	0	0
0:30	0	0	0	0	0	0	0	0	0	0	0	0	0	0
0:45	0	0	0	0	0	0	0	0	0	0	0	0	0	0
1:00	0	0	0	0	0	0	0	0	0	0	0	0	0	0
1:15	0	0	1	0	0	0	0	0	0	0	0	0	0	1
1:30	0	0	0	0	0	0	0	0	0	0	0	0	0	0
1:45	0	0	0	0	0	0	0	0	0	0	0	0	0	0
2:00	0	0	1	1	0	0	0	0	0	0	0	0	0	2
2:15	0	0	0	0	0	0	0	0	0	0	0	0	0	0
2:30	0	0	0	1	0	0	0	0	0	0	0	0	0	1
2:45	0	0	0	0	0	0	0	0	0	0	0	0	0	0
3:00	0	0	0	0	0	0	0	0	0	0	0	0	0	0
3:15	0	0	0	0	0	0	0	0	0	0	0	0	0	0
3:30	0	0	0	0	0	0	0	0	0	0	0	0	0	0
3:45	0	0	0	0	0	0	0	0	0	0	0	0	0	0
4:00	0	0	0	0	0	0	0	0	0	0	0	0	0	0
4:15	0	0	0	0	0	0	0	0	0	0	0	0	0	0
4:30	0	0	0	0	0	0	0	0	0	0	0	0	0	0
4:45	0	0	0	0	0	0	0	0	0	0	0	0	0	0
5:00	0	0	0	1	0	0	0	0	0	0	0	0	0	1
5:15	0	0	0	0	0	0	0	0	0	0	0	0	0	0
5:30	0	0	0	0	0	0	0	0	0	0	0	0	0	0
5:45	0	0	3	0	1	0	0	0	0	0	0	0	0	4
6:00	0	1	1	1	0	0	0	0	0	0	0	0	0	3
6:15	0	0	0	0	0	0	0	0	0	0	0	0	0	0
6:30	0	1	0	0	1	0	0	0	0	0	0	0	0	2
6:45	0	1	2	2	0	0	0	0	0	0	0	0	0	5
7:00	0	0	3	1	0	0	0	0	0	0	0	0	0	4
7:15	0	0	1	0	0	0	0	0	0	0	0	0	0	1
7:30	0	1	2	3	0	0	0	0	0	0	0	0	0	6
7:45	0	0	5	1	0	0	0	0	0	0	0	0	0	6
8:00	0	1	4	3	0	0	0	0	0	0	0	0	0	8
8:15	0	0	1	4	1	1	0	0	0	0	0	0	0	7
8:30	0	0	1	1	0	0	0	0	0	0	0	0	0	2
8:45	0	0	1	2	1	1	0	0	0	0	0	0	0	5
9:00	0	2	3	1	1	0	0	0	0	0	0	0	0	7
9:15	0	1	1	3	0	0	0	0	0	0	0	0	0	5
9:30	0	1	2	1	0	0	0	0	0	0	0	0	0	4
9:45	1	0	1	1	0	0	0	0	0	0	0	0	0	3
10:00	0	1	3	0	0	0	0	0	0	0	0	0	0	4
10:15	0	0	1	1	0	0	0	0	0	0	0	0	0	2
10:30	0	0	2	0	1	0	0	0	0	0	0	0	0	3
10:45	0	0	1	1	2	0	0	0	0	0	0	0	0	4
11:00	0	2	1	2	1	0	0	0	0	0	0	0	0	6
11:15	1	1	2	2	0	0	0	0	0	0	0	0	0	6
11:30	0	0	4	1	0	0	0	0	0	0	0	0	0	5
11:45	0	1	6	0	1	0	0	0	0	0	0	0	0	8
12:00 PM	1	0	5	1	0	0	0	0	0	0	0	0	0	7
12:15	0	0	2	0	1	0	0	0	0	0	0	0	0	3
12:30	4	1	4	3	0	0	0	0	0	0	0	0	0	12
12:45	0	1	2	0	3	0	0	0	0	0	0	0	0	6
13:00	1	0	6	1	0	0	0	0	0	0	0	0	0	8
13:15	0	1	3	2	1	0	0	0	0	0	0	0	0	7
13:30	0	2	4	1	1	0	0	0	0	0	0	0	0	8
13:45	0	1	5	2	1	0	0	0	0	0	0	0	0	9
14:00	0	1	3	2	0	0	0	0	0	0	0	0	0	6
14:15	1	2	7	1	1	0	0	0	0	0	0	0	0	12
14:30	0	5	2	4	0	0	0	0	0	0	0	0	0	11
14:45	0	1	3	0	0	0	0	0	0	0	0	0	0	4
15:00	0	1	4	0	0	0	0	0	0	0	0	0	0	5
15:15	0	1	2	1	0	0	0	0	0	0	0	0	0	4
15:30	0	0	3	3	2	0	1	0	0	0	0	0	0	9
15:45	0	1	6	3	0	0	0	0	0	0	0	0	0	10
16:00	1	1	4	1	0	0	0	0	0	0	0	0	0	7
16:15	0	1	2	3	1	0	0	0	0	0	0	0	0	7
16:30	1	1	1	1	1	0	0	0	0	0	0	0	0	5
16:45	2	1	6	1	0	0	0	0	0	0	0	0	0	10
17:00	0	2	3	1	0	0	0	0	0	0	0	0	0	6
17:15	0	0	3	0	0	0	0	0	0	0	0	0	0	3
17:30	0	1	1	2	1	0	0	0	0	0	0	0	0	5
17:45	0	0	4	1	3	0	0	0	0	0	0	0	0	8
18:00	0	1	2	1	0	0	0	0	0	0	0	0	0	4
18:15	0	1	3	2	1	0	0	0	0	0	0	0	0	7
18:30	0	0	4	0	0	0	0	0	0	0	0	0	0	4
18:45	0	0	4	1	0	0	0	0	0	0	0	0	0	5
19:00	0	1	5	2	0	0	0	0	0	0	0	0	0	8
19:15	0	0	3	1	0	0	0	0	0	0	0	0	0	4
19:30	0	1	2	0	0	0	0	0	0	0	0	0	0	3
19:45	0	2	3	0	0	0	0	0	0	0	0	0	0	5
20:00	0	1	3	0	0	0	0	0	0	0	0	0	0	4
20:15	0	1	1	0	0	0	0	0	0	0	0	0	0	2
20:30	0	0	0	1	0	0	0	0	0	0	0	0	0	1
20:45	0	0	1	0	1	0	0	0	0	0	0	0	0	2
21:00	1	1	1	0	0	0	0	0	0	0	0	0	0	3
21:15	0	1	1	1	0	0	0	0	0	0	0	0	0	3
21:30	2	1	0	0	0	0	0	0	0	0	0	0	0	3
21:45	1	1	3	0	0	0	0	0	0	0	0	0	0	5
22:00	0	0	0	1	0	0	0	0	0	0	0	0	0	1
22:15	0	1	2	1	0	0	0	0	0	0	0	0	0	4
22:30	0	0	0	0	0	0	0	0	0	0	0	0	0	0
22:45	0	0	0	0	0	0	0	0	0	0	0	0	0	0
23:00	0	0	1	1	0	0	0	0	0	0	0	0	0	2
23:15	0	0	0	0	0	0	0	0	0	0	0	0	0	0
23:30	0	0	1	0	0	0	0	0	0	0	0	0	0	1
23:45	0	0	0	0	0	0	0	0	0	0	0	0	0	0
Totals	17	52	173	80	28	2	1							353
% of Totals	5%	15%	50%	22%	8%	1%	0%							100%

AM Volumes	2	14	53	34	10	2	0	0	0	0	0	0	0	115
% AM	1%	4%	15%	9%	3%	1%								32%
AM Peak Hour	11:45	8:45	11:15	7:30	10:15	8:00								11:45
Volume	5	4	17	11	4	2								30
PM Volumes	15	38	125	46	18	0	1	0	0	0	0	0	0	243
% PM	4%	11%	35%	13%	5%		0%							68%
PM Peak Hour	12:00	13:45	13:30	15:30	12:45		14:45							13:45
Volume	5	9	19	10	5		1							38

Directional Peak Periods	AM 7-9			NOON 12-2			PM 4-6			Off Peak Volumes		
All Classes	Volume	⟷	%	Volume	⟷	%	Volume	⟷	%	Volume	⟷	%
	39	⟷	11%	60	⟷	17%	51	⟷	14%	208	⟷	58%

Street Name	Direction	Percentiles					
		15th	50th	Average	85th	95th	ADT
S Beachwood Dr	North Bound	19	23	23	29	32	358
S Beachwood Dr	South Bound	16	22	22	28	32	341

Prepared by National Data & Surveying Services

SPEED

S Beachwood Dr Bet. W Verdugo Ave & W Oak St

Day: Tuesday
Date: 1/17/2023

City: Burbank
Project #: CA23_020030_021s

South Bound

Time	< 15	15 - 19	20 - 24	25 - 29	30 - 34	35 - 39	40 - 44	45 - 49	50 - 54	55 - 59	60 - 64	65 - 69	70 +	Total
0:00 AM	0	0	0	0	0	0	0	0	0	0	0	0	0	0
0:15	0	0	0	0	0	0	0	0	0	0	0	0	0	0
0:30	0	0	0	0	0	0	0	0	0	0	0	0	0	0
0:45	0	0	1	0	0	0	0	0	0	0	0	0	0	1
1:00	0	0	1	0	0	0	0	0	0	0	0	0	0	1
1:15	0	0	0	0	0	0	0	0	0	0	0	0	0	0
1:30	0	0	0	0	1	0	0	0	0	0	0	0	0	1
1:45	0	0	0	0	0	0	0	0	0	0	0	0	0	0
2:00	0	0	0	0	0	0	0	0	0	0	0	0	0	0
2:15	0	0	0	0	0	0	0	0	0	0	0	0	0	0
2:30	0	0	0	0	0	0	0	0	0	0	0	0	0	0
2:45	0	0	0	0	0	0	0	0	0	0	0	0	0	0
3:00	0	0	0	0	0	0	0	0	0	0	0	0	0	0
3:15	0	0	0	0	0	0	0	0	0	0	0	0	0	0
3:30	0	0	0	0	0	0	0	0	0	0	0	0	0	0
3:45	0	0	0	0	0	0	0	0	0	0	0	0	0	0
4:00	0	0	0	0	0	0	0	0	0	0	0	0	0	0
4:15	0	0	0	0	0	0	0	0	0	0	0	0	0	0
4:30	0	0	0	0	0	0	0	0	0	0	0	0	0	0
4:45	1	0	0	0	0	0	0	0	0	0	0	0	0	1
5:00	0	1	0	1	0	0	0	0	0	0	0	0	0	2
5:15	0	0	0	0	0	1	0	0	0	0	0	0	0	1
5:30	0	0	0	0	0	0	0	0	0	0	0	0	0	0
5:45	0	1	1	0	0	0	0	0	0	0	0	0	0	2
6:00	0	0	0	0	1	0	0	0	0	0	0	0	0	1
6:15	0	1	1	1	0	0	0	0	0	0	0	0	0	3
6:30	0	1	0	0	0	0	0	0	0	0	0	0	0	1
6:45	0	0	1	0	0	0	0	0	0	0	0	0	0	1
7:00	0	0	2	0	0	0	0	0	0	0	0	0	0	2
7:15	1	1	1	0	0	0	0	0	0	0	0	0	0	3
7:30	1	0	3	1	2	0	0	0	0	0	0	0	0	7
7:45	0	1	2	1	1	1	0	0	0	0	0	0	0	6
8:00	0	1	1	2	0	0	0	0	0	0	0	0	0	4
8:15	1	1	4	0	1	0	0	0	0	0	0	0	0	7
8:30	0	1	2	1	1	0	0	0	0	0	0	0	0	5
8:45	0	2	4	2	0	1	0	0	0	0	0	0	0	9
9:00	0	0	1	1	1	0	0	0	0	0	0	0	0	3
9:15	0	2	2	0	0	0	0	0	0	0	0	0	0	4
9:30	1	1	1	2	0	0	0	0	0	0	0	0	0	5
9:45	0	1	4	1	0	0	0	0	0	0	0	0	0	6
10:00	0	3	1	0	0	0	0	0	0	0	0	0	0	4
10:15	0	1	0	1	0	0	0	0	0	0	0	0	0	2
10:30	0	3	2	2	0	0	0	0	0	0	0	0	0	7
10:45	2	1	3	1	0	0	0	0	0	0	0	0	0	7
11:00	0	0	0	2	1	0	0	0	0	0	0	0	0	3
11:15	0	1	1	1	2	0	0	0	0	0	0	0	0	5
11:30	0	1	3	2	1	0	0	0	0	0	0	0	0	7
11:45	1	1	0	0	0	0	0	0	0	0	0	0	0	2
12:00 PM	2	1	2	1	0	0	0	0	0	0	0	0	0	6
12:15	0	0	2	0	1	0	0	0	0	0	0	0	0	3
12:30	0	1	2	3	0	0	0	0	0	0	0	0	0	6
12:45	1	1	3	2	0	0	1	0	0	0	0	0	0	8
13:00	2	1	7	0	0	0	0	0	0	0	0	0	0	10
13:15	0	1	3	0	0	0	0	0	0	0	0	0	0	4
13:30	1	0	4	0	1	0	0	0	0	0	0	0	0	6
13:45	1	1	6	1	1	0	0	0	0	0	0	0	0	10
14:00	2	4	7	0	0	0	0	0	0	0	0	0	0	13
14:15	0	6	5	1	0	0	0	0	0	0	0	0	0	12
14:30	2	2	3	2	0	0	0	0	0	0	0	0	0	9
14:45	0	1	3	3	1	0	0	0	0	0	0	0	0	8
15:00	0	4	2	1	0	0	0	0	0	0	0	0	0	7
15:15	2	3	2	4	0	0	0	0	0	0	0	0	0	11
15:30	1	0	1	0	0	0	0	0	0	0	0	0	0	2
15:45	0	1	2	1	0	0	0	0	0	0	0	0	0	4
16:00	0	3	0	1	0	0	0	0	0	0	0	0	0	4
16:15	1	2	0	1	0	0	0	0	0	0	0	0	0	4
16:30	1	2	4	1	0	0	0	0	0	0	0	0	0	8
16:45	1	1	2	2	0	0	0	0	0	0	0	0	0	6
17:00	4	0	0	4	1	0	0	0	0	0	0	0	0	9
17:15	1	3	1	2	0	0	0	0	0	0	0	0	0	7
17:30	0	2	4	3	0	0	0	0	0	0	0	0	0	9
17:45	0	2	2	0	0	0	0	0	0	0	0	0	0	4
18:00	1	1	3	1	0	0	0	0	0	0	0	0	0	6
18:15	1	0	0	1	1	0	0	0	0	0	0	0	0	3
18:30	0	3	0	2	0	1	0	0	0	0	0	0	0	6
18:45	1	0	2	2	0	0	0	0	0	0	0	0	0	5
19:00	0	2	2	1	2	0	0	0	0	0	0	0	0	7
19:15	0	0	2	1	0	0	0	0	0	0	0	0	0	3
19:30	0	0	1	2	0	0	0	0	0	0	0	0	0	3
19:45	0	0	2	0	1	0	0	0	0	0	0	0	0	3
20:00	0	0	1	1	0	0	0	0	0	0	0	0	0	2
20:15	0	0	0	0	1	0	0	0	0	0	0	0	0	1
20:30	0	0	1	0	0	0	0	0	0	0	0	0	0	1
20:45	0	3	3	1	0	0	0	0	0	0	0	0	0	7
21:00	1	0	1	0	0	0	0	0	0	0	0	0	0	2
21:15	0	1	0	1	0	0	0	0	0	0	0	0	0	2
21:30	0	1	1	0	0	0	0	0	0	0	0	0	0	2
21:45	0	0	0	0	0	0	0	0	0	0	0	0	0	0
22:00	0	0	0	1	0	0	0	0	0	0	0	0	0	1
22:15	0	0	0	0	0	0	0	0	0	0	0	0	0	0
22:30	0	0	1	0	0	0	0	0	0	0	0	0	0	1
22:45	0	0	1	0	0	0	0	0	0	0	0	0	0	1
23:00	0	0	0	0	0	0	0	0	0	0	0	0	0	0
23:15	0	0	0	0	0	0	0	0	0	0	0	0	0	0
23:30	0	0	0	0	1	0	0	0	0	0	0	0	0	1
23:45	0	1	0	0	0	0	0	0	0	0	0	0	0	1
Totals	34	80	130	69	23	4	1							341
% of Totals	10%	23%	38%	20%	7%	1%	0%							100%

AM Volumes	8	26	42	22	12	3	0	0	0	0	0	0	0	113
% AM	2%	8%	12%	6%	4%	1%								33%
AM Peak Hour	11:15	9:45	8:00	10:15	7:30	4:30								8:00
Volume	3	8	11	6	4	1								25
PM Volumes	26	54	88	47	11	1	1	0	0	0	0	0	0	228
% PM	8%	16%	26%	14%	3%	0%	0%							67%
PM Peak Hour	16:15	13:45	13:30	16:45	18:15	17:45	12:00							13:45
Volume	7	13	22	11	3	1	1							44

Directional Peak Periods	AM 7-9			NOON 12-2			PM 4-6			Off Peak Volumes		
All Classes	Volume	⟷	%	Volume	⟷	%	Volume	⟷	%	Volume	⟷	%
	43		13%	53		16%	51		15%	194		57%

Street Name	Direction	Percentiles					
		15th	50th	Average	85th	95th	ADT
S Beachwood Dr	North Bound	19	23	23	29	32	358
S Beachwood Dr	South Bound	16	22	22	28	32	341

Prepared by National Data & Surveying Services

SPEED

S Beachwood Dr Bet. W Verdugo Ave & W Oak St

Day: Tuesday
Date: 1/17/2023

City: Burbank
Project #: CA23_020030_021

Summary

Time	< 15	15 - 19	20 - 24	25 - 29	30 - 34	35 - 39	40 - 44	45 - 49	50 - 54	55 - 59	60 - 64	65 - 69	70 +	Total
0:00 AM	0	0	0	0	0	0	0	0	0	0	0	0	0	0
0:15	0	0	0	0	0	0	0	0	0	0	0	0	0	0
0:30	0	0	0	0	0	0	0	0	0	0	0	0	0	0
0:45	0	0	1	0	0	0	0	0	0	0	0	0	0	1
1:00	0	0	1	0	0	0	0	0	0	0	0	0	0	1
1:15	0	0	1	0	0	0	0	0	0	0	0	0	0	1
1:30	0	0	0	0	1	0	0	0	0	0	0	0	0	1
1:45	0	0	0	0	0	0	0	0	0	0	0	0	0	0
2:00	0	0	1	1	0	0	0	0	0	0	0	0	0	2
2:15	0	0	0	0	0	0	0	0	0	0	0	0	0	0
2:30	0	0	0	1	0	0	0	0	0	0	0	0	0	1
2:45	0	0	0	0	0	0	0	0	0	0	0	0	0	0
3:00	0	0	0	0	0	0	0	0	0	0	0	0	0	0
3:15	0	0	0	0	0	0	0	0	0	0	0	0	0	0
3:30	0	0	0	0	0	0	0	0	0	0	0	0	0	0
3:45	0	0	0	0	0	0	0	0	0	0	0	0	0	0
4:00	0	0	0	0	0	0	0	0	0	0	0	0	0	0
4:15	0	0	0	0	0	0	0	0	0	0	0	0	0	0
4:30	0	0	0	0	0	0	0	0	0	0	0	0	0	0
4:45	1	0	0	0	0	0	0	0	0	0	0	0	0	1
5:00	0	1	0	2	0	0	0	0	0	0	0	0	0	3
5:15	0	0	0	0	0	1	0	0	0	0	0	0	0	1
5:30	0	0	0	0	0	0	0	0	0	0	0	0	0	0
5:45	0	1	4	0	1	0	0	0	0	0	0	0	0	6
6:00	0	1	1	1	1	0	0	0	0	0	0	0	0	4
6:15	0	1	1	1	0	0	0	0	0	0	0	0	0	3
6:30	0	2	0	0	1	0	0	0	0	0	0	0	0	3
6:45	0	1	3	2	0	0	0	0	0	0	0	0	0	6
7:00	0	0	5	1	0	0	0	0	0	0	0	0	0	6
7:15	1	1	2	0	0	0	0	0	0	0	0	0	0	4
7:30	1	1	5	4	2	0	0	0	0	0	0	0	0	13
7:45	0	1	7	2	1	1	0	0	0	0	0	0	0	12
8:00	0	2	5	5	0	0	0	0	0	0	0	0	0	12
8:15	1	1	5	4	2	1	0	0	0	0	0	0	0	14
8:30	0	1	3	2	1	0	0	0	0	0	0	0	0	7
8:45	0	2	5	4	1	2	0	0	0	0	0	0	0	14
9:00	0	2	4	2	2	0	0	0	0	0	0	0	0	10
9:15	0	3	3	3	0	0	0	0	0	0	0	0	0	9
9:30	1	2	3	3	0	0	0	0	0	0	0	0	0	9
9:45	1	1	5	2	0	0	0	0	0	0	0	0	0	9
10:00	0	4	4	0	0	0	0	0	0	0	0	0	0	8
10:15	0	1	1	2	0	0	0	0	0	0	0	0	0	4
10:30	0	3	4	2	1	0	0	0	0	0	0	0	0	10
10:45	2	1	4	2	2	0	0	0	0	0	0	0	0	11
11:00	0	2	1	4	2	0	0	0	0	0	0	0	0	9
11:15	1	2	3	3	2	0	0	0	0	0	0	0	0	11
11:30	0	1	7	3	1	0	0	0	0	0	0	0	0	12
11:45	1	2	6	0	1	0	0	0	0	0	0	0	0	10
12:00 PM	3	1	7	2	0	0	0	0	0	0	0	0	0	13
12:15	0	0	4	0	2	0	0	0	0	0	0	0	0	6
12:30	4	2	6	6	0	0	0	0	0	0	0	0	0	18
12:45	1	2	5	2	3	0	1	0	0	0	0	0	0	14
13:00	3	1	13	1	0	0	0	0	0	0	0	0	0	18
13:15	0	2	6	2	1	0	0	0	0	0	0	0	0	11
13:30	1	2	8	1	2	0	0	0	0	0	0	0	0	14
13:45	1	2	11	3	2	0	0	0	0	0	0	0	0	19
14:00	2	5	10	2	0	0	0	0	0	0	0	0	0	19
14:15	1	8	12	2	1	0	0	0	0	0	0	0	0	24
14:30	2	7	5	6	0	0	0	0	0	0	0	0	0	20
14:45	0	2	6	3	1	0	0	0	0	0	0	0	0	12
15:00	0	5	6	1	0	0	0	0	0	0	0	0	0	12
15:15	2	4	4	5	0	0	0	0	0	0	0	0	0	15
15:30	1	0	4	3	2	0	1	0	0	0	0	0	0	11
15:45	0	2	8	4	0	0	0	0	0	0	0	0	0	14
16:00	1	4	4	2	0	0	0	0	0	0	0	0	0	11
16:15	1	3	2	4	1	0	0	0	0	0	0	0	0	11
16:30	2	3	5	2	1	0	0	0	0	0	0	0	0	13
16:45	3	2	8	3	0	0	0	0	0	0	0	0	0	16
17:00	4	2	3	5	1	0	0	0	0	0	0	0	0	15
17:15	1	3	4	2	0	0	0	0	0	0	0	0	0	10
17:30	0	3	5	5	1	0	0	0	0	0	0	0	0	14
17:45	0	2	6	1	3	0	0	0	0	0	0	0	0	12
18:00	1	2	5	2	0	0	0	0	0	0	0	0	0	10
18:15	1	1	3	3	2	0	0	0	0	0	0	0	0	10
18:30	0	3	4	2	0	1	0	0	0	0	0	0	0	10
18:45	1	0	6	3	0	0	0	0	0	0	0	0	0	10
19:00	0	3	7	3	2	0	0	0	0	0	0	0	0	15
19:15	0	0	5	2	0	0	0	0	0	0	0	0	0	7
19:30	0	1	3	2	0	0	0	0	0	0	0	0	0	6
19:45	0	2	5	0	1	0	0	0	0	0	0	0	0	8
20:00	0	1	4	1	0	0	0	0	0	0	0	0	0	6
20:15	0	1	1	0	1	0	0	0	0	0	0	0	0	3
20:30	0	0	1	1	0	0	0	0	0	0	0	0	0	2
20:45	0	3	4	1	1	0	0	0	0	0	0	0	0	9
21:00	2	1	2	0	0	0	0	0	0	0	0	0	0	5
21:15	0	2	1	2	0	0	0	0	0	0	0	0	0	5
21:30	2	2	1	0	0	0	0	0	0	0	0	0	0	5
21:45	1	1	3	0	0	0	0	0	0	0	0	0	0	5
22:00	0	0	0	2	0	0	0	0	0	0	0	0	0	2
22:15	0	1	2	1	0	0	0	0	0	0	0	0	0	4
22:30	0	0	1	0	0	0	0	0	0	0	0	0	0	1
22:45	0	0	1	0	0	0	0	0	0	0	0	0	0	1
23:00	0	0	1	1	0	0	0	0	0	0	0	0	0	2
23:15	0	0	0	0	0	0	0	0	0	0	0	0	0	0
23:30	0	0	1	0	1	0	0	0	0	0	0	0	0	2
23:45	0	1	0	0	0	0	0	0	0	0	0	0	0	1
Totals	51	132	308	149	51	6	2							699
% of Totals	7%	19%	44%	21%	7%	1%	0%							100%

AM Volumes	10	40	95	56	22	5	0	0	0	0	0	0	0	228
% AM	1%	6%	14%	8%	3%	1%								33%
AM Peak Hour	11:45	9:15	11:30	7:30	10:30	8:00								7:30
Volume	8	10	24	15	7	3								51
PM Volumes	41	92	213	93	29	1	2	0	0	0	0	0	0	471
% PM	6%	13%	30%	13%	4%	0%	0%							67%
PM Peak Hour	16:15	13:45	13:30	14:30	12:45	17:45	12:00							13:45
Volume	10	22	41	15	6	1	1							82

Directional Peak Periods	AM 7-9			NOON 12-2			PM 4-6			Off Peak Volumes		
All Classes	Volume	⟷	%	Volume	⟷	%	Volume	⟷	%	Volume	⟷	%
	82		12%	113		16%	102		15%	402		58%

Street Name	Direction	Percentiles					
		15th	50th	Average	85th	95th	ADT
S Beachwood Dr	Summary	17	23	23	28	32	699

Prepared by National Data & Surveying Services

SPEED

S Beachwood Dr Bet. W Verdugo Ave & W Oak St

Day: Tuesday
Date: 1/17/2023

City: Burbank
Project #: CA23_020030_021n

North Bound

Time	< 15	15 - 19	20 - 24	25 - 29	30 - 34	35 - 39	40 - 44	45 - 49	50 - 54	55 - 59	60 - 64	65 - 69	70 +	Total
0:00 AM	0	0	0	0	0	0	0	0	0	0	0	0	0	0
1:00	0	0	1	0	0	0	0	0	0	0	0	0	0	1
2:00	0	0	1	2	0	0	0	0	0	0	0	0	0	3
3:00	0	0	0	0	0	0	0	0	0	0	0	0	0	0
4:00	0	0	0	0	0	0	0	0	0	0	0	0	0	0
5:00	0	0	3	1	1	0	0	0	0	0	0	0	0	5
6:00	0	3	3	3	1	0	0	0	0	0	0	0	0	10
7:00	0	1	11	5	0	0	0	0	0	0	0	0	0	17
8:00	0	1	7	10	2	2	0	0	0	0	0	0	0	22
9:00	1	4	7	6	1	0	0	0	0	0	0	0	0	19
10:00	0	1	7	2	3	0	0	0	0	0	0	0	0	13
11:00	1	4	13	5	2	0	0	0	0	0	0	0	0	25
12:00 PM	5	2	13	4	4	0	0	0	0	0	0	0	0	28
13:00	1	4	18	6	3	0	0	0	0	0	0	0	0	32
14:00	1	9	15	7	1	0	0	0	0	0	0	0	0	33
15:00	0	3	15	7	2	0	1	0	0	0	0	0	0	28
16:00	4	4	13	6	2	0	0	0	0	0	0	0	0	29
17:00	0	3	11	4	4	0	0	0	0	0	0	0	0	22
18:00	0	2	13	4	1	0	0	0	0	0	0	0	0	20
19:00	0	4	13	3	0	0	0	0	0	0	0	0	0	20
20:00	0	2	5	1	1	0	0	0	0	0	0	0	0	9
21:00	4	4	5	1	0	0	0	0	0	0	0	0	0	14
22:00	0	1	2	2	0	0	0	0	0	0	0	0	0	5
23:00	0	0	2	1	0	0	0	0	0	0	0	0	0	3
Totals	17	52	178	80	28	2	1							358
% of Totals	5%	15%	50%	22%	8%	1%	0%							100%

AM Volumes	2	14	53	34	10	2	0	0	0	0	0	0	0	115
% AM	1%	4%	15%	9%	3%	1%								32%
AM Peak Hour	9:00	9:00	11:00	8:00	10:00	8:00								11:00
Volume	1	4	13	10	3	2								25
PM Volumes	15	38	125	46	18	0	1	0	0	0	0	0	0	243
% PM	4%	11%	35%	13%	5%		0%							68%
PM Peak Hour	12:00	14:00	13:00	14:00	12:00		15:00							14:00
Volume	5	9	18	7	4		1							33

Directional Peak Periods	AM 7-9			NOON 12-2			PM 4-6			Off Peak Volumes		
All Speeds	Volume		%	Volume		%	Volume		%	Volume		%
	39	↔	11%	60	↔	17%	51	↔	14%	208	↔	58%

Street Name	Direction	Percentiles					
		15th	50th	Average	85th	95th	ADT
S Beachwood Dr	North Bound	19	23	23	29	32	358
S Beachwood Dr	South Bound	16	22	22	28	32	341

Prepared by National Data & Surveying Services

SPEED

S Beachwood Dr Bet. W Verdugo Ave & W Oak St

Day: Tuesday
Date: 1/17/2023

City: Burbank
Project #: CA23_020030_021s

South Bound

Time	< 15	15 - 19	20 - 24	25 - 29	30 - 34	35 - 39	40 - 44	45 - 49	50 - 54	55 - 59	60 - 64	65 - 69	70 +	Total
0:00 AM	0	0	1	0	0	0	0	0	0	0	0	0	0	1
1:00	0	0	1	0	1	0	0	0	0	0	0	0	0	2
2:00	0	0	0	0	0	0	0	0	0	0	0	0	0	0
3:00	0	0	0	0	0	0	0	0	0	0	0	0	0	0
4:00	1	0	0	0	0	0	0	0	0	0	0	0	0	1
5:00	0	2	1	1	0	1	0	0	0	0	0	0	0	5
6:00	0	2	2	1	1	0	0	0	0	0	0	0	0	6
7:00	2	2	8	2	3	1	0	0	0	0	0	0	0	18
8:00	1	5	11	5	2	1	0	0	0	0	0	0	0	25
9:00	1	4	8	4	1	0	0	0	0	0	0	0	0	18
10:00	2	8	6	4	0	0	0	0	0	0	0	0	0	20
11:00	1	3	4	5	4	0	0	0	0	0	0	0	0	17
12:00 PM	3	3	9	6	1	0	1	0	0	0	0	0	0	23
13:00	4	3	20	1	2	0	0	0	0	0	0	0	0	30
14:00	4	13	18	6	1	0	0	0	0	0	0	0	0	42
15:00	3	8	7	6	0	0	0	0	0	0	0	0	0	24
16:00	3	8	6	5	0	0	0	0	0	0	0	0	0	22
17:00	5	7	7	9	1	0	0	0	0	0	0	0	0	29
18:00	3	4	5	6	1	1	0	0	0	0	0	0	0	20
19:00	0	2	7	4	3	0	0	0	0	0	0	0	0	16
20:00	0	3	5	2	1	0	0	0	0	0	0	0	0	11
21:00	1	2	2	1	0	0	0	0	0	0	0	0	0	6
22:00	0	0	2	1	0	0	0	0	0	0	0	0	0	3
23:00	0	1	0	0	1	0	0	0	0	0	0	0	0	2
Totals	34	80	130	69	23	4	1							341
% of Totals	10%	23%	38%	20%	7%	1%	0%							100%

AM Volumes	8	26	42	22	12	3	0	0	0	0	0	0	0	113
% AM	2%	8%	12%	6%	4%	1%								33%
AM Peak Hour	7:00	10:00	8:00	8:00	11:00	5:00								8:00
Volume	2	8	11	5	4	1								25
PM Volumes	26	54	88	47	11	1	1	0	0	0	0	0	0	228
% PM	8%	16%	26%	14%	3%	0%	0%							67%
PM Peak Hour	17:00	14:00	13:00	17:00	19:00	18:00	12:00							14:00
Volume	5	13	20	9	3	1	1							42

Directional Peak Periods	AM 7-9			NOON 12-2			PM 4-6			Off Peak Volumes		
All Speeds	Volume		%	Volume		%	Volume		%	Volume		%
	43	↔	13%	53	↔	16%	51	↔	15%	194	↔	57%

Street Name	Direction	Percentiles					
		15th	50th	Average	85th	95th	ADT
S Beachwood Dr	North Bound	19	23	23	29	32	358
S Beachwood Dr	South Bound	16	22	22	28	32	341

Prepared by National Data & Surveying Services

SPEED

S Beachwood Dr Bet. W Verdugo Ave & W Oak St

Day: Tuesday
Date: 1/17/2023

City: Burbank
Project #: CA23_020030_021

Summary

Time	< 15	15 - 19	20 - 24	25 - 29	30 - 34	35 - 39	40 - 44	45 - 49	50 - 54	55 - 59	60 - 64	65 - 69	70 +	Total
0:00 AM	0	0	1	0	0	0	0	0	0	0	0	0	0	1
1:00	0	0	2	0	1	0	0	0	0	0	0	0	0	3
2:00	0	0	1	2	0	0	0	0	0	0	0	0	0	3
3:00	0	0	0	0	0	0	0	0	0	0	0	0	0	0
4:00	1	0	0	0	0	0	0	0	0	0	0	0	0	1
5:00	0	2	4	2	1	1	0	0	0	0	0	0	0	10
6:00	0	5	5	4	2	0	0	0	0	0	0	0	0	16
7:00	2	3	19	7	3	1	0	0	0	0	0	0	0	35
8:00	1	6	18	15	4	3	0	0	0	0	0	0	0	47
9:00	2	8	15	10	2	0	0	0	0	0	0	0	0	37
10:00	2	9	13	6	3	0	0	0	0	0	0	0	0	33
11:00	2	7	17	10	6	0	0	0	0	0	0	0	0	42
12:00 PM	8	5	22	10	5	0	1	0	0	0	0	0	0	51
13:00	5	7	38	7	5	0	0	0	0	0	0	0	0	62
14:00	5	22	33	13	2	0	0	0	0	0	0	0	0	75
15:00	3	11	22	13	2	0	1	0	0	0	0	0	0	52
16:00	7	12	19	11	2	0	0	0	0	0	0	0	0	51
17:00	5	10	18	13	5	0	0	0	0	0	0	0	0	51
18:00	3	6	18	10	2	1	0	0	0	0	0	0	0	40
19:00	0	6	20	7	3	0	0	0	0	0	0	0	0	36
20:00	0	5	10	3	2	0	0	0	0	0	0	0	0	20
21:00	5	6	7	2	0	0	0	0	0	0	0	0	0	20
22:00	0	1	4	3	0	0	0	0	0	0	0	0	0	8
23:00	0	1	2	1	1	0	0	0	0	0	0	0	0	5
Totals	51	132	308	149	51	6	2							699
% of Totals	7%	19%	44%	21%	7%	1%	0%							100%

AM Volumes	10	40	95	56	22	5	0	0	0	0	0	0	0	228
% AM	1%	6%	14%	8%	3%	1%								33%
AM Peak Hour	7:00	10:00	7:00	8:00	11:00	8:00								8:00
Volume	2	9	19	15	6	3								47
PM Volumes	41	92	213	93	29	1	2	0	0	0	0	0	0	471
% PM	6%	13%	30%	13%	4%	0%	0%							67%
PM Peak Hour	12:00	14:00	13:00	14:00	12:00	18:00	12:00							14:00
Volume	8	22	38	13	5	1	1							75

Directional Peak Periods	AM 7-9			NOON 12-2			PM 4-6			Off Peak Volumes		
All Speeds	Volume		%	Volume		%	Volume		%	Volume		%
	82	↔	12%	113	↔	16%	102	↔	15%	402	↔	58%

Street Name	Direction	Percentiles					
		15th	50th	Average	85th	95th	ADT
S Beachwood Dr	Summary	17	23	23	28	32	699

Prepared by NDS/ATD

Prepared by National Data & Surveying Services

VOLUME

S Beachwood Dr Bet. W Verdugo Ave & W Oak St

Day: Tuesday
Date: 1/17/2023

City: Burbank
Project #: CA23_020030_021

DAILY TOTALS	NB	SB	EB	WB	Total
	358	341	0	0	699

AM Period	NB		SB		EB	WB	TOTAL		PM Period	NB		SB		EB	WB	TOTAL	
0:00	0		0		0	0			12:00	7		6		0	0	13	
0:15	0		0		0	0			12:15	3		3		0	0	6	
0:30	0		0		0	0			12:30	12		6		0	0	18	
0:45	0		1	1	0	0	1	1	12:45	6	28	8	23	0	0	14	51
1:00	0		1		0	0	1		13:00	8		10		0	0	18	
1:15	1		0		0	0	1		13:15	7		4		0	0	11	
1:30	0		1		0	0	1		13:30	8		6		0	0	14	
1:45	0	1	0	2	0	0		3	13:45	9	32	10	30	0	0	19	62
2:00	2		0		0	0	2		14:00	6		13		0	0	19	
2:15	0		0		0	0			14:15	12		12		0	0	24	
2:30	1		0		0	0	1		14:30	11		9		0	0	20	
2:45	0	3	0		0	0		3	14:45	4	33	8	42	0	0	12	75
3:00	0		0		0	0			15:00	5		7		0	0	12	
3:15	0		0		0	0			15:15	4		11		0	0	15	
3:30	0		0		0	0			15:30	9		2		0	0	11	
3:45	0		0		0	0			15:45	10	28	4	24	0	0	14	52
4:00	0		0		0	0			16:00	7		4		0	0	11	
4:15	0		0		0	0			16:15	7		4		0	0	11	
4:30	0		0		0	0			16:30	5		8		0	0	13	
4:45	0		1	1	0	0	1	1	16:45	10	29	6	22	0	0	16	51
5:00	1		2		0	0	3		17:00	6		9		0	0	15	
5:15	0		1		0	0	1		17:15	3		7		0	0	10	
5:30	0		0		0	0			17:30	5		9		0	0	14	
5:45	4	5	2	5	0	0	6	10	17:45	8	22	4	29	0	0	12	51
6:00	3		1		0	0	4		18:00	4		6		0	0	10	
6:15	0		3		0	0	3		18:15	7		3		0	0	10	
6:30	2		1		0	0	3		18:30	4		6		0	0	10	
6:45	5	10	1	6	0	0	6	16	18:45	5	20	5	20	0	0	10	40
7:00	4		2		0	0	6		19:00	8		7		0	0	15	
7:15	1		3		0	0	4		19:15	4		3		0	0	7	
7:30	6		7		0	0	13		19:30	3		3		0	0	6	
7:45	6	17	6	18	0	0	12	35	19:45	5	20	3	16	0	0	8	36
8:00	8		4		0	0	12		20:00	4		2		0	0	6	
8:15	7		7		0	0	14		20:15	2		1		0	0	3	
8:30	2		5		0	0	7		20:30	1		1		0	0	2	
8:45	5	22	9	25	0	0	14	47	20:45	2	9	7	11	0	0	9	20
9:00	7		3		0	0	10		21:00	3		2		0	0	5	
9:15	5		4		0	0	9		21:15	3		2		0	0	5	
9:30	4		5		0	0	9		21:30	3		2		0	0	5	
9:45	3	19	6	18	0	0	9	37	21:45	5	14	0	6	0	0	5	20
10:00	4		4		0	0	8		22:00	1		1		0	0	2	
10:15	2		2		0	0	4		22:15	4		0		0	0	4	
10:30	3		7		0	0	10		22:30	0		1		0	0	1	
10:45	4	13	7	20	0	0	11	33	22:45	0	5	1	3	0	0	1	8
11:00	6		3		0	0	9		23:00	2		0		0	0	2	
11:15	6		5		0	0	11		23:15	0		0		0	0		
11:30	5		7		0	0	12		23:30	1		1		0	0	2	
11:45	8	25	2	17	0	0	10	42	23:45	0	3	1	2	0	0	1	5
TOTALS		115		113				228	TOTALS		243		228				471
SPLIT %		50.4%		49.6%				32.6%	SPLIT %		51.6%		48.4%				67.4%

DAILY TOTALS	NB	SB	EB	WB	Total
	358	341	0	0	699

AM Peak Hour	11:45	8:00			7:30	PM Peak Hour	13:45	13:45			13:45
AM Pk Volume	30	25			51	PM Pk Volume	38	44			82
Pk Hr Factor	0.625	0.694			0.911	Pk Hr Factor	0.792	0.846			0.854
7 - 9 Volume	39	43	0	0	82	4 - 6 Volume	51	51	0	0	102
7 - 9 Peak Hour	7:30	8:00			7:30	4 - 6 Peak Hour	16:00	16:45			16:15
7 - 9 Pk Volume	27	25	0	0	51	4 - 6 Pk Volume	29	31	0	0	55
Pk Hr Factor	0.844	0.694	0.000	0.000	0.911	Pk Hr Factor	0.725	0.861	0.000	0.000	0.859

Prepared by NDS/ATD

Project #: CA23_020030_021 **City:** Burbank

Location: S Beachwood Dr Bet. W Verdugo Ave & W **Date:** 1/17/2023

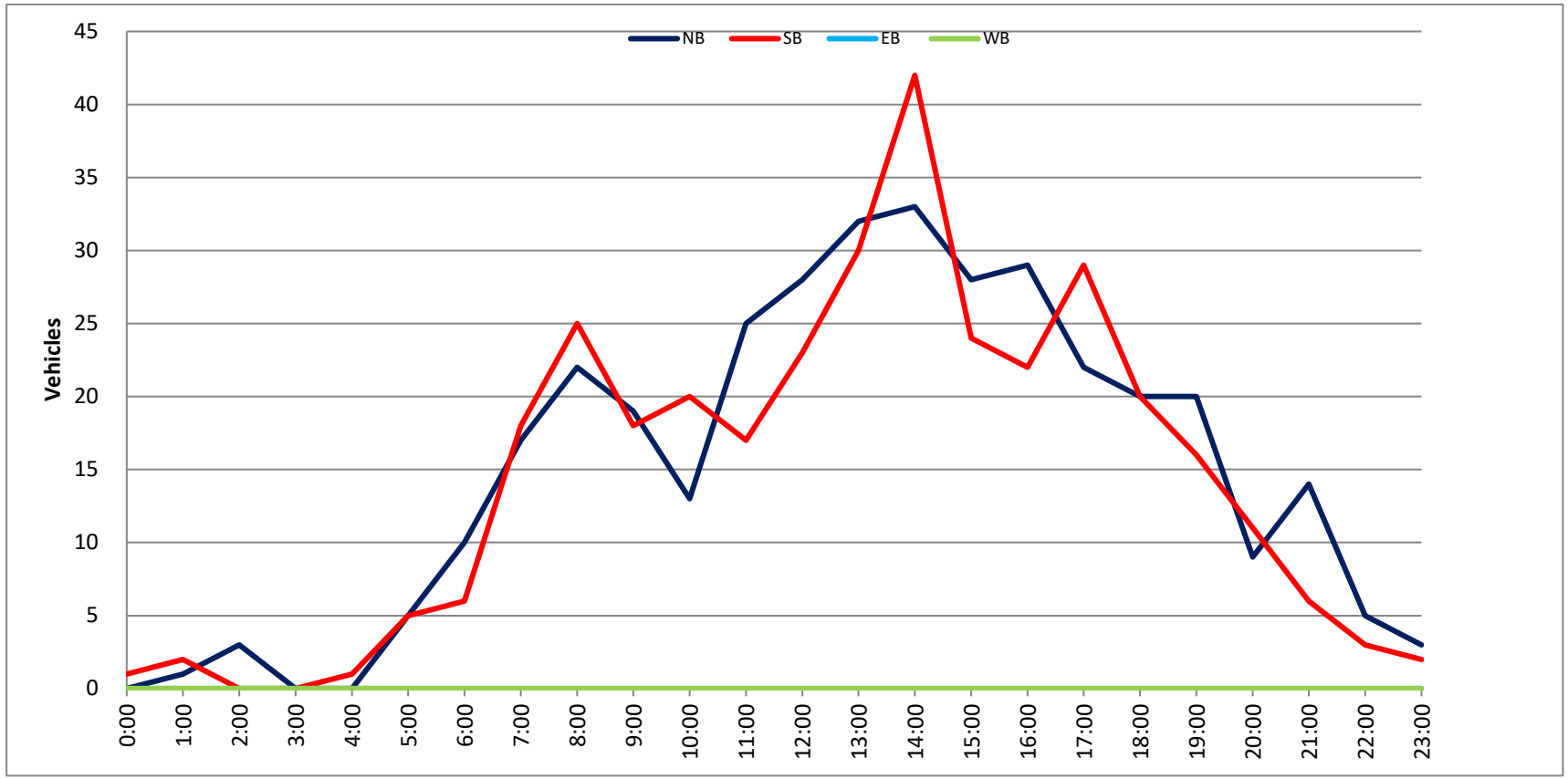

Prepared by National Data & Surveying Services

SPEED

S Beachwood Dr Bet. W Verdugo Ave & W Oak St

Day: Wednesday
Date: 1/18/2023

City: Burbank
Project #: CA23_020030_021n

North Bound

Time	< 15	15 - 19	20 - 24	25 - 29	30 - 34	35 - 39	40 - 44	45 - 49	50 - 54	55 - 59	60 - 64	65 - 69	70 +	Total
0:00 AM	0	0	0	0	0	0	0	0	0	0	0	0	0	0
0:15	0	0	0	0	0	0	0	0	0	0	0	0	0	0
0:30	0	0	0	0	0	0	0	0	0	0	0	0	0	0
0:45	0	0	0	0	0	0	0	0	0	0	0	0	0	0
1:00	0	0	2	0	0	0	0	0	0	0	0	0	0	2
1:15	0	0	0	0	0	0	0	0	0	0	0	0	0	0
1:30	0	0	0	1	0	0	1	0	0	0	0	0	0	2
1:45	0	0	0	1	0	0	0	0	0	0	0	0	0	1
2:00	0	0	0	0	0	0	0	0	0	0	0	0	0	0
2:15	0	0	0	0	0	0	0	0	0	0	0	0	0	0
2:30	0	0	0	0	1	0	0	0	0	0	0	0	0	1
2:45	0	0	0	0	0	0	0	0	0	0	0	0	0	0
3:00	0	0	0	0	0	0	0	0	0	0	0	0	0	0
3:15	0	0	0	0	0	0	0	0	0	0	0	0	0	0
3:30	0	0	0	1	0	0	0	0	0	0	0	0	0	1
3:45	0	0	0	0	0	0	0	0	0	0	0	0	0	0
4:00	0	0	0	0	0	0	0	0	0	0	0	0	0	0
4:15	0	0	0	0	0	0	0	0	0	0	0	0	0	0
4:30	0	0	0	0	0	0	0	0	0	0	0	0	0	0
4:45	0	0	0	0	0	0	0	0	0	0	0	0	0	0
5:00	0	0	1	0	0	0	0	0	0	0	0	0	0	1
5:15	0	0	0	0	0	0	0	0	0	0	0	0	0	0
5:30	0	0	0	2	0	0	0	0	0	0	0	0	0	2
5:45	0	0	0	1	0	0	0	0	0	0	0	0	0	1
6:00	0	0	0	1	0	0	0	0	0	0	0	0	0	1
6:15	0	0	2	0	0	0	0	0	0	0	0	0	0	2
6:30	1	0	0	2	0	0	0	0	0	0	0	0	0	3
6:45	0	1	1	0	0	0	0	0	0	0	0	0	0	2
7:00	0	2	0	1	0	0	0	0	0	0	0	0	0	3
7:15	0	1	4	0	2	0	0	0	0	0	0	0	0	7
7:30	0	0	3	0	1	0	0	0	0	0	0	0	0	4
7:45	1	4	2	4	2	0	0	0	0	0	0	0	0	13
8:00	1	1	4	3	1	0	0	0	0	0	0	0	0	10
8:15	1	0	7	2	1	0	0	0	0	0	0	0	0	11
8:30	0	1	1	1	0	0	0	0	0	0	0	0	0	3
8:45	0	0	6	2	0	1	0	0	0	0	0	0	0	9
9:00	0	3	1	3	0	0	0	0	0	0	0	0	0	7
9:15	0	1	3	2	0	1	0	0	0	0	0	0	0	7
9:30	0	1	0	2	0	0	0	0	0	0	0	0	0	3
9:45	0	2	3	1	2	0	0	0	0	0	0	0	0	8
10:00	0	0	3	1	0	0	0	0	0	0	0	0	0	4
10:15	0	1	0	1	0	0	0	0	0	0	0	0	0	2
10:30	0	3	1	1	0	0	0	0	0	0	0	0	0	5
10:45	0	0	3	1	1	0	0	0	0	0	0	0	0	5
11:00	0	0	1	2	1	0	0	0	0	0	0	0	0	4
11:15	0	0	2	0	0	0	0	0	0	0	0	0	0	2
11:30	0	0	2	3	0	0	0	0	0	0	0	0	0	5
11:45	0	1	5	0	0	0	0	0	0	0	0	0	0	6
12:00 PM	0	1	7	2	1	0	0	0	0	0	0	0	0	11
12:15	1	3	2	2	0	0	0	0	0	0	0	0	0	8
12:30	0	1	4	0	0	0	0	0	0	0	0	0	0	5
12:45	0	2	5	5	0	0	0	0	0	0	0	0	0	12
13:00	0	3	6	2	1	0	0	0	0	0	0	0	0	12
13:15	0	2	2	0	1	0	0	0	0	0	0	0	0	5
13:30	1	0	3	0	1	0	0	0	0	0	0	0	0	5
13:45	0	4	2	0	0	0	0	0	0	0	0	0	0	6
14:00	0	1	2	2	1	0	0	0	0	0	0	0	0	6
14:15	0	2	2	1	1	0	0	0	0	0	0	0	0	6
14:30	0	0	3	2	0	0	0	0	0	0	0	0	0	5
14:45	1	3	2	1	0	0	0	0	0	0	0	0	0	7
15:00	0	5	4	2	1	0	0	0	0	0	0	0	0	12
15:15	1	1	4	2	0	0	0	0	0	0	0	0	0	8
15:30	0	1	1	2	1	0	0	0	0	0	0	0	0	5
15:45	0	1	4	2	0	0	0	0	0	0	0	0	0	7
16:00	1	0	4	5	0	0	0	0	0	0	0	0	0	10
16:15	1	1	4	1	1	0	0	0	0	0	0	0	0	8
16:30	0	3	5	1	2	0	0	0	0	0	0	0	0	11
16:45	0	1	5	3	1	0	0	0	0	0	0	0	0	10
17:00	0	0	3	1	0	0	0	0	0	0	0	0	0	4
17:15	0	4	3	1	0	0	0	0	0	0	0	0	0	8
17:30	0	2	6	2	0	0	0	0	0	0	0	0	0	10
17:45	0	0	4	4	0	0	0	0	0	0	0	0	0	8
18:00	0	2	1	2	0	0	0	0	0	0	0	0	0	5
18:15	1	1	1	3	0	0	0	0	0	0	0	0	0	6
18:30	0	1	5	2	0	0	0	0	0	0	0	0	0	8
18:45	0	3	2	3	0	1	0	0	0	0	0	0	0	9
19:00	1	1	2	0	0	0	0	0	0	0	0	0	0	4
19:15	0	0	0	0	0	0	0	0	0	0	0	0	0	0
19:30	0	1	5	1	0	0	0	0	0	0	0	0	0	7
19:45	0	0	0	1	0	0	0	0	0	0	0	0	0	1
20:00	0	1	2	2	0	0	0	0	0	0	0	0	0	5
20:15	0	0	3	0	1	0	0	0	0	0	0	0	0	4
20:30	0	1	0	1	1	0	0	0	0	0	0	0	0	3
20:45	0	1	0	0	0	0	0	0	0	0	0	0	0	1
21:00	0	0	0	1	0	0	0	0	0	0	0	0	0	1
21:15	0	1	0	1	0	0	0	0	0	0	0	0	0	2
21:30	0	0	2	0	0	0	0	0	0	0	0	0	0	2
21:45	1	1	0	0	0	0	0	0	0	0	0	0	0	2
22:00	0	0	0	2	0	0	0	0	0	0	0	0	0	2
22:15	0	0	0	0	0	0	0	0	0	0	0	0	0	0
22:30	0	1	1	0	0	0	0	0	0	0	0	0	0	2
22:45	0	0	2	0	0	0	0	0	0	0	0	0	0	2
23:00	0	0	2	0	0	0	0	0	0	0	0	0	0	2
23:15	0	0	0	0	0	0	0	0	0	0	0	0	0	0
23:30	0	0	0	1	0	0	0	0	0	0	0	0	0	1
23:45	0	0	0	0	0	0	0	0	0	0	0	0	0	0
Totals	13	78	172	102	26	3	1							395
% of Totals	3%	20%	44%	26%	7%	1%	0%							100%

AM Volumes	4	22	57	39	12	2	1	0	0	0	0	0	0	137
% AM	1%	6%	14%	10%	3%	1%	0%							35%
AM Peak Hour	7:30	7:00	8:00	7:45	7:15	8:30	0:45							7:30
Volume	3	7	18	10	6	2	1							38
PM Volumes	9	56	115	63	14	1	0	0	0	0	0	0	0	258
% PM	2%	14%	29%	16%	4%	0%								65%
PM Peak Hour	14:30	14:15	12:00	15:15	16:00	18:00								16:00
Volume	2	10	18	11	4	1								39

Directional Peak Periods	AM 7-9			NOON 12-2			PM 4-6			Off Peak Volumes		
All Classes	Volume	⟷	%	Volume	⟷	%	Volume	⟷	%	Volume	⟷	%
	60	⟷	15%	64	⟷	16%	69	⟷	17%	202	⟷	51%

Street Name	Direction	Percentiles					
		15th	50th	Average	85th	95th	ADT
S Beachwood Dr	North Bound	18	23	23	29	32	395
S Beachwood Dr	South Bound	17	22	22	28	31	345

Prepared by National Data & Surveying Services

SPEED

S Beachwood Dr Bet. W Verdugo Ave & W Oak St

Day: Wednesday
Date: 1/18/2023

City: Burbank
Project #: CA23_020030_021s

South Bound

Time	< 15	15 - 19	20 - 24	25 - 29	30 - 34	35 - 39	40 - 44	45 - 49	50 - 54	55 - 59	60 - 64	65 - 69	70 +	Total
0:00 AM	0	0	0	0	0	0	0	0	0	0	0	0	0	0
0:15	0	0	0	0	0	0	0	0	0	0	0	0	0	0
0:30	0	0	0	0	0	0	0	0	0	0	0	0	0	0
0:45	0	0	0	0	0	0	0	0	0	0	0	0	0	0
1:00	0	0	1	0	0	0	0	0	0	0	0	0	0	1
1:15	0	0	0	0	0	0	0	0	0	0	0	0	0	0
1:30	0	0	0	0	0	0	0	0	0	0	0	0	0	0
1:45	0	0	0	0	0	0	0	0	0	0	0	0	0	0
2:00	0	1	0	0	0	0	0	0	0	0	0	0	0	1
2:15	0	0	0	0	0	0	0	0	0	0	0	0	0	0
2:30	0	0	0	0	0	0	0	0	0	0	0	0	0	0
2:45	0	0	0	0	0	0	0	0	0	0	0	0	0	0
3:00	0	0	0	0	0	0	0	0	0	0	0	0	0	0
3:15	0	1	0	0	0	0	0	0	0	0	0	0	0	1
3:30	0	0	0	0	0	0	0	0	0	0	0	0	0	0
3:45	0	0	0	0	0	0	0	0	0	0	0	0	0	0
4:00	0	0	0	0	0	0	0	0	0	0	0	0	0	0
4:15	0	0	0	0	0	0	0	0	0	0	0	0	0	0
4:30	0	0	0	0	0	0	0	0	0	0	0	0	0	0
4:45	1	0	0	0	0	0	0	0	0	0	0	0	0	1
5:00	0	0	0	0	1	0	0	0	0	0	0	0	0	1
5:15	0	0	0	1	0	0	0	0	0	0	0	0	0	1
5:30	0	0	0	0	0	0	0	0	0	0	0	0	0	0
5:45	0	0	1	1	0	0	1	0	0	0	0	0	0	3
6:00	1	0	1	1	0	0	0	0	0	0	0	0	0	3
6:15	0	0	1	0	0	0	0	0	0	0	0	0	0	1
6:30	0	1	1	1	0	0	0	0	0	0	0	0	0	3
6:45	0	0	0	0	0	0	0	0	0	0	0	0	0	0
7:00	0	2	1	1	0	0	0	0	0	0	0	0	0	4
7:15	0	0	0	0	0	0	0	0	0	0	0	0	0	0
7:30	1	1	0	4	0	0	0	0	0	0	0	0	0	6
7:45	0	3	1	2	1	0	0	0	0	0	0	0	0	7
8:00	0	0	1	1	0	0	0	0	0	0	0	0	0	2
8:15	1	3	2	1	1	0	0	0	0	0	0	0	0	8
8:30	0	5	0	2	0	0	0	0	0	0	0	0	0	7
8:45	0	1	4	1	2	0	0	0	0	0	0	0	0	8
9:00	0	1	3	1	1	0	0	0	0	0	0	0	0	6
9:15	0	1	3	1	1	0	0	0	0	0	0	0	0	6
9:30	0	1	1	0	1	0	0	0	0	0	0	0	0	3
9:45	0	2	1	3	1	0	0	0	0	0	0	0	0	7
10:00	0	0	2	1	0	0	0	0	0	0	0	0	0	3
10:15	1	1	4	0	0	0	0	0	0	0	0	0	0	6
10:30	1	3	3	2	0	0	0	0	0	0	0	0	0	9
10:45	0	0	2	1	0	0	0	0	0	0	0	0	0	3
11:00	0	1	1	0	3	0	0	0	0	0	0	0	0	5
11:15	0	0	1	0	0	0	0	0	0	0	0	0	0	1
11:30	0	2	2	4	0	0	1	0	0	0	0	0	0	9
11:45	1	2	0	1	0	0	0	0	0	0	0	0	0	4
12:00 PM	0	0	6	1	0	0	0	0	0	0	0	0	0	7
12:15	0	1	5	0	0	0	0	0	0	0	0	0	0	6
12:30	0	2	3	1	0	0	0	0	0	0	0	0	0	6
12:45	0	3	2	2	1	0	0	0	0	0	0	0	0	8
13:00	1	3	2	0	0	0	0	0	0	0	0	0	0	6
13:15	0	1	7	0	1	0	0	0	0	0	0	0	0	9
13:30	0	0	3	3	0	0	0	0	0	0	0	0	0	6
13:45	0	2	1	1	0	0	0	0	0	0	0	0	0	4
14:00	0	1	5	0	0	0	0	0	0	0	0	0	0	6
14:15	1	1	5	4	0	0	0	0	0	0	0	0	0	11
14:30	1	2	4	0	1	0	0	0	0	0	0	0	0	8
14:45	2	2	4	2	0	0	0	0	0	0	0	0	0	10
15:00	0	5	7	4	0	0	0	0	0	0	0	0	0	16
15:15	0	4	2	0	0	0	0	0	0	0	0	0	0	6
15:30	0	2	1	2	0	0	0	0	0	0	0	0	0	5
15:45	0	4	3	1	0	0	0	0	0	0	0	0	0	8
16:00	0	3	0	2	1	0	0	0	0	0	0	0	0	6
16:15	0	0	0	0	0	0	0	0	0	0	0	0	0	0
16:30	0	6	5	0	0	0	0	0	0	0	0	0	0	11
16:45	0	1	3	1	1	0	0	0	0	0	0	0	0	6
17:00	0	2	4	2	0	0	0	0	0	0	0	0	0	8
17:15	0	1	5	1	0	0	0	0	0	0	0	0	0	7
17:30	0	2	2	2	0	0	0	0	0	0	0	0	0	6
17:45	0	1	4	2	0	0	0	0	0	0	0	0	0	7
18:00	1	1	1	1	0	0	0	0	0	0	0	0	0	4
18:15	0	1	2	0	0	0	0	0	0	0	0	0	0	3
18:30	0	1	2	0	0	0	0	0	0	0	0	0	0	3
18:45	0	1	2	1	0	0	0	0	0	0	0	0	0	4
19:00	0	1	3	1	0	0	0	0	0	0	0	0	0	5
19:15	0	2	2	1	0	0	0	0	0	0	0	0	0	5
19:30	0	1	2	1	1	0	0	0	0	0	0	0	0	5
19:45	0	0	1	0	0	0	0	0	0	0	0	0	0	1
20:00	0	0	2	0	0	1	0	0	0	0	0	0	0	3
20:15	0	0	5	1	2	0	0	0	0	0	0	0	0	8
20:30	0	1	1	0	0	0	0	0	0	0	0	0	0	2
20:45	0	0	3	0	0	0	0	0	0	0	0	0	0	3
21:00	0	1	0	0	0	0	0	0	0	0	0	0	0	1
21:15	0	0	1	0	0	0	0	0	0	0	0	0	0	1
21:30	1	0	0	0	0	0	0	0	0	0	0	0	0	1
21:45	1	0	0	0	0	0	0	0	0	0	0	0	0	1
22:00	0	0	0	0	0	0	0	0	0	0	0	0	0	0
22:15	0	0	0	0	0	0	0	0	0	0	0	0	0	0
22:30	0	0	0	1	0	0	0	0	0	0	0	0	0	1
22:45	0	0	0	0	0	0	0	0	0	0	0	0	0	0
23:00	0	0	0	0	0	0	0	0	0	0	0	0	0	0
23:15	0	0	0	0	0	0	0	0	0	0	0	0	0	0
23:30	0	0	0	1	0	0	0	0	0	0	0	0	0	1
23:45	0	0	0	0	0	0	0	0	0	0	0	0	0	0
Totals	15	91	147	69	20	1	2							345
% of Totals	4%	26%	43%	20%	6%	0%	1%							100%
AM Volumes	7	32	37	30	12	0	2	0	0	0	0	0	0	120
% AM	2%	9%	11%	9%	3%		1%							35%
AM Peak Hour	7:30	7:45	11:45	7:30	8:45		5:00							8:15
Volume	2	11	14	8	5		1							29
PM Volumes	8	59	110	39	8	1	0	0	0	0	0	0	0	225
% PM	2%	17%	32%	11%	2%	0%								65%
PM Peak Hour	14:00	15:00	14:15	14:15	19:30	19:15								14:15
Volume	4	15	20	10	3	1								45

Directional Peak Periods	AM 7-9			NOON 12-2			PM 4-6			Off Peak Volumes		
All Classes	Volume	⟷	%	Volume	⟷	%	Volume	⟷	%	Volume	⟷	%
	42	⟷	12%	52	⟷	15%	51	⟷	15%	200	⟷	58%

Street Name	Direction	Percentiles					
		15th	50th	Average	85th	95th	ADT
S Beachwood Dr	North Bound	18	23	23	29	32	395
S Beachwood Dr	South Bound	17	22	22	28	31	345

Prepared by National Data & Surveying Services

SPEED

S Beachwood Dr Bet. W Verdugo Ave & W Oak St

Day: Wednesday
Date: 1/18/2023

City: Burbank
Project #: CA23_020030_021

Summary

Time	< 15	15 - 19	20 - 24	25 - 29	30 - 34	35 - 39	40 - 44	45 - 49	50 - 54	55 - 59	60 - 64	65 - 69	70 +	Total
0:00 AM	0	0	0	0	0	0	0	0	0	0	0	0	0	0
0:15	0	0	0	0	0	0	0	0	0	0	0	0	0	0
0:30	0	0	0	0	0	0	0	0	0	0	0	0	0	0
0:45	0	0	0	0	0	0	0	0	0	0	0	0	0	0
1:00	0	0	3	0	0	0	0	0	0	0	0	0	0	3
1:15	0	0	0	0	0	0	0	0	0	0	0	0	0	0
1:30	0	0	0	1	0	0	1	0	0	0	0	0	0	2
1:45	0	0	0	1	0	0	0	0	0	0	0	0	0	1
2:00	0	1	0	0	0	0	0	0	0	0	0	0	0	1
2:15	0	0	0	0	0	0	0	0	0	0	0	0	0	0
2:30	0	0	0	0	1	0	0	0	0	0	0	0	0	1
2:45	0	0	0	0	0	0	0	0	0	0	0	0	0	0
3:00	0	0	0	0	0	0	0	0	0	0	0	0	0	0
3:15	0	1	0	0	0	0	0	0	0	0	0	0	0	1
3:30	0	0	0	1	0	0	0	0	0	0	0	0	0	1
3:45	0	0	0	0	0	0	0	0	0	0	0	0	0	0
4:00	0	0	0	0	0	0	0	0	0	0	0	0	0	0
4:15	0	0	0	0	0	0	0	0	0	0	0	0	0	0
4:30	0	0	0	0	0	0	0	0	0	0	0	0	0	0
4:45	1	0	0	0	0	0	0	0	0	0	0	0	0	1
5:00	0	0	1	0	1	0	0	0	0	0	0	0	0	2
5:15	0	0	0	1	0	0	0	0	0	0	0	0	0	1
5:30	0	0	0	2	0	0	0	0	0	0	0	0	0	2
5:45	0	0	1	2	0	0	1	0	0	0	0	0	0	4
6:00	1	0	1	2	0	0	0	0	0	0	0	0	0	4
6:15	0	0	3	0	0	0	0	0	0	0	0	0	0	3
6:30	1	1	1	3	0	0	0	0	0	0	0	0	0	6
6:45	0	1	1	0	0	0	0	0	0	0	0	0	0	2
7:00	0	4	1	2	0	0	0	0	0	0	0	0	0	7
7:15	0	1	4	0	2	0	0	0	0	0	0	0	0	7
7:30	1	1	3	4	1	0	0	0	0	0	0	0	0	10
7:45	1	7	3	6	3	0	0	0	0	0	0	0	0	20
8:00	1	1	5	4	1	0	0	0	0	0	0	0	0	12
8:15	2	3	9	3	2	0	0	0	0	0	0	0	0	19
8:30	0	6	1	3	0	0	0	0	0	0	0	0	0	10
8:45	0	1	10	3	2	1	0	0	0	0	0	0	0	17
9:00	0	4	4	4	1	0	0	0	0	0	0	0	0	13
9:15	0	2	6	3	1	1	0	0	0	0	0	0	0	13
9:30	0	2	1	2	1	0	0	0	0	0	0	0	0	6
9:45	0	4	4	4	3	0	0	0	0	0	0	0	0	15
10:00	0	0	5	2	0	0	0	0	0	0	0	0	0	7
10:15	1	2	4	1	0	0	0	0	0	0	0	0	0	8
10:30	1	6	4	3	0	0	0	0	0	0	0	0	0	14
10:45	0	0	5	2	1	0	0	0	0	0	0	0	0	8
11:00	0	1	2	2	4	0	0	0	0	0	0	0	0	9
11:15	0	0	3	0	0	0	0	0	0	0	0	0	0	3
11:30	0	2	4	7	0	0	1	0	0	0	0	0	0	14
11:45	1	3	5	1	0	0	0	0	0	0	0	0	0	10
12:00 PM	0	1	13	3	1	0	0	0	0	0	0	0	0	18
12:15	1	4	7	2	0	0	0	0	0	0	0	0	0	14
12:30	0	3	7	1	0	0	0	0	0	0	0	0	0	11
12:45	0	5	7	7	1	0	0	0	0	0	0	0	0	20
13:00	1	6	8	2	1	0	0	0	0	0	0	0	0	18
13:15	0	3	9	0	2	0	0	0	0	0	0	0	0	14
13:30	1	0	6	3	1	0	0	0	0	0	0	0	0	11
13:45	0	6	3	1	0	0	0	0	0	0	0	0	0	10
14:00	0	2	7	2	1	0	0	0	0	0	0	0	0	12
14:15	1	3	7	5	1	0	0	0	0	0	0	0	0	17
14:30	1	2	7	2	1	0	0	0	0	0	0	0	0	13
14:45	3	5	6	3	0	0	0	0	0	0	0	0	0	17
15:00	0	10	11	6	1	0	0	0	0	0	0	0	0	28
15:15	1	5	6	2	0	0	0	0	0	0	0	0	0	14
15:30	0	3	2	4	1	0	0	0	0	0	0	0	0	10
15:45	0	5	7	3	0	0	0	0	0	0	0	0	0	15
16:00	1	3	4	7	1	0	0	0	0	0	0	0	0	16
16:15	1	1	4	1	1	0	0	0	0	0	0	0	0	8
16:30	0	9	10	1	2	0	0	0	0	0	0	0	0	22
16:45	0	2	8	4	2	0	0	0	0	0	0	0	0	16
17:00	0	2	7	3	0	0	0	0	0	0	0	0	0	12
17:15	0	5	8	2	0	0	0	0	0	0	0	0	0	15
17:30	0	4	8	4	0	0	0	0	0	0	0	0	0	16
17:45	0	1	8	6	0	0	0	0	0	0	0	0	0	15
18:00	1	3	2	3	0	0	0	0	0	0	0	0	0	9
18:15	1	2	3	3	0	0	0	0	0	0	0	0	0	9
18:30	0	2	7	2	0	0	0	0	0	0	0	0	0	11
18:45	0	4	4	4	0	1	0	0	0	0	0	0	0	13
19:00	1	2	5	1	0	0	0	0	0	0	0	0	0	9
19:15	0	2	2	1	0	0	0	0	0	0	0	0	0	5
19:30	0	2	7	2	1	0	0	0	0	0	0	0	0	12
19:45	0	0	1	1	0	0	0	0	0	0	0	0	0	2
20:00	0	1	4	2	0	1	0	0	0	0	0	0	0	8
20:15	0	0	8	1	3	0	0	0	0	0	0	0	0	12
20:30	0	2	1	1	1	0	0	0	0	0	0	0	0	5
20:45	0	1	3	0	0	0	0	0	0	0	0	0	0	4
21:00	0	1	0	1	0	0	0	0	0	0	0	0	0	2
21:15	0	1	1	1	0	0	0	0	0	0	0	0	0	3
21:30	1	0	2	0	0	0	0	0	0	0	0	0	0	3
21:45	2	1	0	0	0	0	0	0	0	0	0	0	0	3
22:00	0	0	0	2	0	0	0	0	0	0	0	0	0	2
22:15	0	0	0	0	0	0	0	0	0	0	0	0	0	0
22:30	0	1	1	1	0	0	0	0	0	0	0	0	0	3
22:45	0	0	2	0	0	0	0	0	0	0	0	0	0	2
23:00	0	0	2	0	0	0	0	0	0	0	0	0	0	2
23:15	0	0	0	0	0	0	0	0	0	0	0	0	0	0
23:30	0	0	0	2	0	0	0	0	0	0	0	0	0	2
23:45	0	0	0	0	0	0	0	0	0	0	0	0	0	0
Totals	23	169	313	171	46	4	3							740
% of Totals	4%	23%	43%	23%	6%	1%	0%							100%

AM Volumes	11	54	94	68	24	2	3	0	0	0	0	0	0	257
% AM	1%	7%	13%	9%	3%	0%	0%							35%
AM Peak Hour	7:30	7:45	11:45	7:30	7:15	8:30	0:45							7:30
Volume	5	17	32	17	7	2	1							61
PM Volumes	17	115	225	102	22	2	0	0	0	0	0	0	0	483
% PM	2%	16%	30%	14%	3%	0%								65%
PM Peak Hour	14:00	14:45	12:00	14:15	16:00	18:00								14:15
Volume	5	23	34	16	6	1								75

Directional Peak Periods	AM 7-9			NOON 12-2			PM 4-6			Off Peak Volumes		
All Classes	Volume	⟷	%	Volume	⟷	%	Volume	⟷	%	Volume	⟷	%
	102		14%	116		16%	120		16%	402		54%

Street Name	Direction	Percentiles					
		15th	50th	Average	85th	95th	ADT
S Beachwood Dr	Summary	17	23	23	28	32	740

Prepared by National Data & Surveying Services

SPEED

S Beachwood Dr Bet. W Verdugo Ave & W Oak St

Day: Wednesday
Date: 1/18/2023

City: Burbank
Project #: CA23_020030_021n

North Bound

Time	< 15	15 - 19	20 - 24	25 - 29	30 - 34	35 - 39	40 - 44	45 - 49	50 - 54	55 - 59	60 - 64	65 - 69	70 +	Total
0:00 AM	0	0	0	0	0	0	0	0	0	0	0	0	0	0
1:00	0	0	2	2	0	0	1	0	0	0	0	0	0	5
2:00	0	0	0	0	1	0	0	0	0	0	0	0	0	1
3:00	0	0	0	1	0	0	0	0	0	0	0	0	0	1
4:00	0	0	0	0	0	0	0	0	0	0	0	0	0	0
5:00	0	0	1	3	0	0	0	0	0	0	0	0	0	4
6:00	1	1	3	3	0	0	0	0	0	0	0	0	0	8
7:00	1	7	9	5	5	0	0	0	0	0	0	0	0	27
8:00	2	2	18	8	2	1	0	0	0	0	0	0	0	33
9:00	0	7	7	8	2	1	0	0	0	0	0	0	0	25
10:00	0	4	7	4	1	0	0	0	0	0	0	0	0	16
11:00	0	1	10	5	1	0	0	0	0	0	0	0	0	17
12:00 PM	1	7	18	9	1	0	0	0	0	0	0	0	0	36
13:00	1	9	13	2	3	0	0	0	0	0	0	0	0	28
14:00	1	6	9	6	2	0	0	0	0	0	0	0	0	24
15:00	1	8	13	8	2	0	0	0	0	0	0	0	0	32
16:00	2	5	18	10	4	0	0	0	0	0	0	0	0	39
17:00	0	6	16	8	0	0	0	0	0	0	0	0	0	30
18:00	1	7	9	10	0	1	0	0	0	0	0	0	0	28
19:00	1	2	7	2	0	0	0	0	0	0	0	0	0	12
20:00	0	3	5	3	2	0	0	0	0	0	0	0	0	13
21:00	1	2	2	2	0	0	0	0	0	0	0	0	0	7
22:00	0	1	3	2	0	0	0	0	0	0	0	0	0	6
23:00	0	0	2	1	0	0	0	0	0	0	0	0	0	3
Totals	13	78	172	102	26	3	1							395
% of Totals	3%	20%	44%	26%	7%	1%	0%							100%

AM Volumes	4	22	57	39	12	2	1	0	0	0	0	0	0	137
% AM	1%	6%	14%	10%	3%	1%	0%							35%
AM Peak Hour	8:00	7:00	8:00	8:00	7:00	8:00	1:00							8:00
Volume	2	7	18	8	5	1	1							33
PM Volumes	9	56	115	63	14	1	0	0	0	0	0	0	0	258
% PM	2%	14%	29%	16%	4%	0%								65%
PM Peak Hour	16:00	13:00	12:00	16:00	16:00	18:00								16:00
Volume	2	9	18	10	4	1								39

Directional Peak Periods	AM 7-9			NOON 12-2			PM 4-6			Off Peak Volumes		
All Speeds	Volume		%	Volume		%	Volume		%	Volume		%
	60	↔	15%	64	↔	16%	69	↔	17%	202	↔	51%

Street Name	Direction	Percentiles					
		15th	50th	Average	85th	95th	ADT
S Beachwood Dr	North Bound	18	23	23	29	32	395
S Beachwood Dr	South Bound	17	22	22	28	31	345

Prepared by National Data & Surveying Services

SPEED

S Beachwood Dr Bet. W Verdugo Ave & W Oak St

Day: Wednesday
Date: 1/18/2023

City: Burbank
Project #: CA23_020030_021s

South Bound

Time	< 15	15 - 19	20 - 24	25 - 29	30 - 34	35 - 39	40 - 44	45 - 49	50 - 54	55 - 59	60 - 64	65 - 69	70 +	Total
0:00 AM	0	0	0	0	0	0	0	0	0	0	0	0	0	0
1:00	0	0	1	0	0	0	0	0	0	0	0	0	0	1
2:00	0	1	0	0	0	0	0	0	0	0	0	0	0	1
3:00	0	1	0	0	0	0	0	0	0	0	0	0	0	1
4:00	1	0	0	0	0	0	0	0	0	0	0	0	0	1
5:00	0	0	1	2	1	0	1	0	0	0	0	0	0	5
6:00	1	1	3	2	0	0	0	0	0	0	0	0	0	7
7:00	1	6	2	7	1	0	0	0	0	0	0	0	0	17
8:00	1	9	7	5	3	0	0	0	0	0	0	0	0	25
9:00	0	5	8	5	4	0	0	0	0	0	0	0	0	22
10:00	2	4	11	4	0	0	0	0	0	0	0	0	0	21
11:00	1	5	4	5	3	0	1	0	0	0	0	0	0	19
12:00 PM	0	6	16	4	1	0	0	0	0	0	0	0	0	27
13:00	1	6	13	4	1	0	0	0	0	0	0	0	0	25
14:00	4	6	18	6	1	0	0	0	0	0	0	0	0	35
15:00	0	15	13	7	0	0	0	0	0	0	0	0	0	35
16:00	0	10	8	3	2	0	0	0	0	0	0	0	0	23
17:00	0	6	15	7	0	0	0	0	0	0	0	0	0	28
18:00	1	4	7	2	0	0	0	0	0	0	0	0	0	14
19:00	0	4	8	3	1	0	0	0	0	0	0	0	0	16
20:00	0	1	11	1	2	1	0	0	0	0	0	0	0	16
21:00	2	1	1	0	0	0	0	0	0	0	0	0	0	4
22:00	0	0	0	1	0	0	0	0	0	0	0	0	0	1
23:00	0	0	0	1	0	0	0	0	0	0	0	0	0	1
Totals	15	91	147	69	20	1	2							345
% of Totals	4%	26%	43%	20%	6%	0%	1%							100%

AM Volumes	7	32	37	30	12	0	2	0	0	0	0	0	0	120
% AM	2%	9%	11%	9%	3%		1%							35%
AM Peak Hour	10:00	8:00	10:00	7:00	9:00		5:00							8:00
Volume	2	9	11	7	4		1							25
PM Volumes	8	59	110	39	8	1	0	0	0	0	0	0	0	225
% PM	2%	17%	32%	11%	2%	0%								65%
PM Peak Hour	14:00	15:00	14:00	15:00	16:00	20:00								14:00
Volume	4	15	18	7	2	1								35

Directional Peak Periods	AM 7-9			NOON 12-2			PM 4-6			Off Peak Volumes		
All Speeds	Volume		%	Volume		%	Volume		%	Volume		%
	42	↔	12%	52	↔	15%	51	↔	15%	200	↔	58%

Street Name	Direction	Percentiles					
		15th	50th	Average	85th	95th	ADT
S Beachwood Dr	North Bound	18	23	23	29	32	395
S Beachwood Dr	South Bound	17	22	22	28	31	345

Prepared by National Data & Surveying Services

SPEED

S Beachwood Dr Bet. W Verdugo Ave & W Oak St

Day: Wednesday
Date: 1/18/2023

City: Burbank
Project #: CA23_020030_021

Summary

Time	< 15	15 - 19	20 - 24	25 - 29	30 - 34	35 - 39	40 - 44	45 - 49	50 - 54	55 - 59	60 - 64	65 - 69	70 +	Total
0:00 AM	0	0	0	0	0	0	0	0	0	0	0	0	0	0
1:00	0	0	3	2	0	0	1	0	0	0	0	0	0	6
2:00	0	1	0	0	1	0	0	0	0	0	0	0	0	2
3:00	0	1	0	1	0	0	0	0	0	0	0	0	0	2
4:00	1	0	0	0	0	0	0	0	0	0	0	0	0	1
5:00	0	0	2	5	1	0	1	0	0	0	0	0	0	9
6:00	2	2	6	5	0	0	0	0	0	0	0	0	0	15
7:00	2	13	11	12	6	0	0	0	0	0	0	0	0	44
8:00	3	11	25	13	5	1	0	0	0	0	0	0	0	58
9:00	0	12	15	13	6	1	0	0	0	0	0	0	0	47
10:00	2	8	18	8	1	0	0	0	0	0	0	0	0	37
11:00	1	6	14	10	4	0	1	0	0	0	0	0	0	36
12:00 PM	1	13	34	13	2	0	0	0	0	0	0	0	0	63
13:00	2	15	26	6	4	0	0	0	0	0	0	0	0	53
14:00	5	12	27	12	3	0	0	0	0	0	0	0	0	59
15:00	1	23	26	15	2	0	0	0	0	0	0	0	0	67
16:00	2	15	26	13	6	0	0	0	0	0	0	0	0	62
17:00	0	12	31	15	0	0	0	0	0	0	0	0	0	58
18:00	2	11	16	12	0	1	0	0	0	0	0	0	0	42
19:00	1	6	15	5	1	0	0	0	0	0	0	0	0	28
20:00	0	4	16	4	4	1	0	0	0	0	0	0	0	29
21:00	3	3	3	2	0	0	0	0	0	0	0	0	0	11
22:00	0	1	3	3	0	0	0	0	0	0	0	0	0	7
23:00	0	0	2	2	0	0	0	0	0	0	0	0	0	4
Totals	28	169	319	171	46	4	3							740
% of Totals	4%	23%	43%	23%	6%	1%	0%							100%

AM Volumes	11	54	94	69	24	2	3	0	0	0	0	0	0	257
% AM	1%	7%	13%	9%	3%	0%	0%							35%
AM Peak Hour	8:00	7:00	8:00	8:00	7:00	8:00	1:00							8:00
Volume	3	13	25	13	6	1	1							58
PM Volumes	17	115	225	102	22	2	0	0	0	0	0	0	0	483
% PM	2%	16%	30%	14%	3%	0%								65%
PM Peak Hour	14:00	15:00	12:00	15:00	16:00	18:00								15:00
Volume	5	23	34	15	6	1								67

Directional Peak Periods	AM 7-9			NOON 12-2			PM 4-6			Off Peak Volumes		
All Speeds	Volume		%	Volume		%	Volume		%	Volume		%
	102	↔	14%	116	↔	16%	120	↔	16%	402	↔	54%

Street Name	Direction	Percentiles					
		15th	50th	Average	85th	95th	ADT
S Beachwood Dr	Summary	17	23	23	28	32	740

Prepared by NDS/ATD

Prepared by National Data & Surveying Services

VOLUME

S Beachwood Dr Bet. W Verdugo Ave & W Oak St

Day: Wednesday
Date: 1/18/2023

City: Burbank
Project #: CA23_020030_021

DAILY TOTALS	NB	SB	EB	WB	Total
	395	345	0	0	740

AM Period	NB		SB		EB	WB	TOTAL		PM Period	NB		SB		EB	WB	TOTAL	
0:00	0		0		0	0			12:00	11		7		0	0	18	
0:15	0		0		0	0			12:15	8		6		0	0	14	
0:30	0		0		0	0			12:30	5		6		0	0	11	
0:45	0		0		0	0			12:45	12	36	8	27	0	0	20	63
1:00	2		1		0	0	3		13:00	12		6		0	0	18	
1:15	0		0		0	0			13:15	5		9		0	0	14	
1:30	2		0		0	0	2		13:30	5		6		0	0	11	
1:45	1	5	0	1	0	0	1	6	13:45	6	28	4	25	0	0	10	53
2:00	0		1		0	0	1		14:00	6		6		0	0	12	
2:15	0		0		0	0			14:15	6		11		0	0	17	
2:30	1		0		0	0	1		14:30	5		8		0	0	13	
2:45	0	1	0	1	0	0		2	14:45	7	24	10	35	0	0	17	59
3:00	0		0		0	0			15:00	12		16		0	0	28	
3:15	0		1		0	0	1		15:15	8		6		0	0	14	
3:30	1		0		0	0	1		15:30	5		5		0	0	10	
3:45	0	1	0	1	0	0		2	15:45	7	32	8	35	0	0	15	67
4:00	0		0		0	0			16:00	10		6		0	0	16	
4:15	0		0		0	0			16:15	8		0		0	0	8	
4:30	0		0		0	0			16:30	11		11		0	0	22	
4:45	0		1	1	0	0	1	1	16:45	10	39	6	23	0	0	16	62
5:00	1		1		0	0	2		17:00	4		8		0	0	12	
5:15	0		1		0	0	1		17:15	8		7		0	0	15	
5:30	2		0		0	0	2		17:30	10		6		0	0	16	
5:45	1	4	3	5	0	0	4	9	17:45	8	30	7	28	0	0	15	58
6:00	1		3		0	0	4		18:00	5		4		0	0	9	
6:15	2		1		0	0	3		18:15	6		3		0	0	9	
6:30	3		3		0	0	6		18:30	8		3		0	0	11	
6:45	2	8	0	7	0	0	2	15	18:45	9	28	4	14	0	0	13	42
7:00	3		4		0	0	7		19:00	4		5		0	0	9	
7:15	7		0		0	0	7		19:15	0		5		0	0	5	
7:30	4		6		0	0	10		19:30	7		5		0	0	12	
7:45	13	27	7	17	0	0	20	44	19:45	1	12	1	16	0	0	2	28
8:00	10		2		0	0	12		20:00	5		3		0	0	8	
8:15	11		8		0	0	19		20:15	4		8		0	0	12	
8:30	3		7		0	0	10		20:30	3		2		0	0	5	
8:45	9	33	8	25	0	0	17	58	20:45	1	13	3	16	0	0	4	29
9:00	7		6		0	0	13		21:00	1		1		0	0	2	
9:15	7		6		0	0	13		21:15	2		1		0	0	3	
9:30	3		3		0	0	6		21:30	2		1		0	0	3	
9:45	8	25	7	22	0	0	15	47	21:45	2	7	1	4	0	0	3	11
10:00	4		3		0	0	7		22:00	2		0		0	0	2	
10:15	2		6		0	0	8		22:15	0		0		0	0		
10:30	5		9		0	0	14		22:30	2		1		0	0	3	
10:45	5	16	3	21	0	0	8	37	22:45	2	6	0	1	0	0	2	7
11:00	4		5		0	0	9		23:00	2		0		0	0	2	
11:15	2		1		0	0	3		23:15	0		0		0	0		
11:30	5		9		0	0	14		23:30	1		1		0	0	2	
11:45	6	17	4	19	0	0	10	36	23:45	0	3	0	1	0	0		4
TOTALS		137		120				257	TOTALS		258		225				483
SPLIT %		53.3%		46.7%				34.7%	SPLIT %		53.4%		46.6%				65.3%

DAILY TOTALS	NB	SB	EB	WB	Total
	395	345	0	0	740

AM Peak Hour	7:30	8:15			7:30	PM Peak Hour	16:00	14:15			14:15
AM Pk Volume	38	29			61	PM Pk Volume	39	45			75
Pk Hr Factor	0.731	0.906			0.763	Pk Hr Factor	0.886	0.703			0.670
7 - 9 Volume	60	42	0	0	102	4 - 6 Volume	69	51	0	0	120
7 - 9 Peak Hour	7:30	8:00			7:30	4 - 6 Peak Hour	16:00	16:30			16:30
7 - 9 Pk Volume	38	25	0	0	61	4 - 6 Pk Volume	39	32	0	0	65
Pk Hr Factor	0.731	0.781	0.000	0.000	0.763	Pk Hr Factor	0.886	0.727	0.000	0.000	0.739

Prepared by NDS/ATD

Project #: CA23_020030_021 **City:** Burbank

Location: S Beachwood Dr Bet. W Verdugo Ave & W **Date:** 1/18/2023

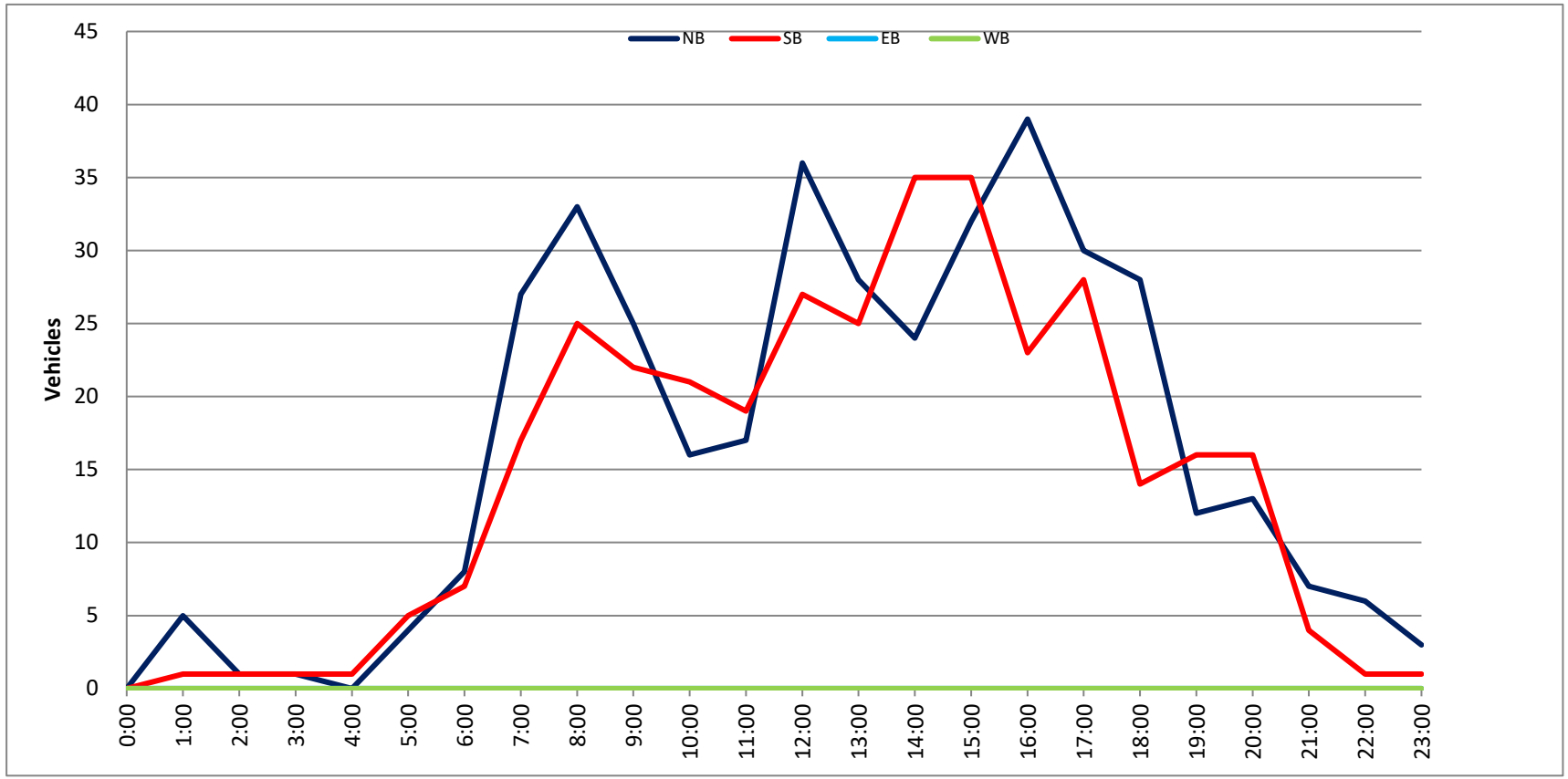

Prepared by National Data & Surveying Services

SPEED

S Beachwood Dr Bet. W Verdugo Ave & W Oak St

Day: Thursday
Date: 1/19/2023

City: Burbank
Project #: CA23_020030_021n

North Bound

Time	< 15	15 - 19	20 - 24	25 - 29	30 - 34	35 - 39	40 - 44	45 - 49	50 - 54	55 - 59	60 - 64	65 - 69	70 +	Total
0:00 AM	0	0	0	0	0	0	0	0	0	0	0	0	0	0
0:15	0	0	0	1	0	0	0	0	0	0	0	0	0	1
0:30	0	0	0	0	0	0	0	0	0	0	0	0	0	0
0:45	0	0	0	0	0	0	0	0	0	0	0	0	0	0
1:00	0	0	1	0	0	0	0	0	0	0	0	0	0	1
1:15	0	0	0	0	0	0	0	0	0	0	0	0	0	0
1:30	0	0	0	0	0	0	0	0	0	0	0	0	0	0
1:45	0	1	0	1	0	0	0	0	0	0	0	0	0	2
2:00	0	0	1	0	0	0	0	0	0	0	0	0	0	1
2:15	0	0	0	0	0	0	0	0	0	0	0	0	0	0
2:30	0	0	0	0	0	0	0	0	0	0	0	0	0	0
2:45	0	0	0	0	0	0	0	0	0	0	0	0	0	0
3:00	0	0	0	0	0	0	0	0	0	0	0	0	0	0
3:15	0	0	0	0	0	0	0	0	0	0	0	0	0	0
3:30	0	0	0	0	0	0	0	0	0	0	0	0	0	0
3:45	0	0	1	0	0	0	0	0	0	0	0	0	0	1
4:00	1	0	0	0	0	0	0	0	0	0	0	0	0	1
4:15	0	0	0	0	0	0	0	0	0	0	0	0	0	0
4:30	0	0	0	0	0	0	0	0	0	0	0	0	0	0
4:45	0	0	0	0	0	0	0	0	0	0	0	0	0	0
5:00	0	0	0	0	0	0	0	0	0	0	0	0	0	0
5:15	0	0	0	0	0	0	0	0	0	0	0	0	0	0
5:30	0	0	0	0	1	0	0	0	0	0	0	0	0	1
5:45	0	0	0	0	0	0	0	0	0	0	0	0	0	0
6:00	0	0	1	2	1	0	0	0	0	0	0	0	0	4
6:15	1	1	2	0	0	0	0	0	0	0	0	0	0	4
6:30	0	1	2	1	0	0	0	0	0	0	0	0	0	4
6:45	0	0	1	1	0	0	0	0	0	0	0	0	0	2
7:00	0	0	2	1	0	0	0	0	0	0	0	0	0	3
7:15	1	0	0	1	1	0	0	0	0	0	0	0	0	3
7:30	0	1	2	1	0	0	0	0	0	0	0	0	0	4
7:45	1	0	10	4	0	0	0	0	0	0	0	0	0	15
8:00	0	0	5	0	1	0	0	0	0	0	0	0	0	6
8:15	0	3	4	2	0	0	0	0	0	0	0	0	0	9
8:30	0	1	2	1	0	0	0	0	0	0	0	0	0	4
8:45	0	0	1	3	1	0	0	0	0	0	0	0	0	5
9:00	0	0	0	0	0	0	0	0	0	0	0	0	0	0
9:15	0	2	2	0	0	0	0	0	0	0	0	0	0	4
9:30	0	1	2	0	0	0	0	0	0	0	0	0	0	3
9:45	2	1	5	1	0	0	0	0	0	0	0	0	0	9
10:00	0	0	3	1	0	0	0	0	0	0	0	0	0	4
10:15	1	2	2	3	0	0	0	0	0	0	0	0	0	8
10:30	1	2	4	0	1	0	0	0	0	0	0	0	0	8
10:45	2	3	0	1	0	0	0	0	0	0	0	0	0	6
11:00	1	1	2	3	0	0	0	0	0	0	0	0	0	7
11:15	1	2	3	3	0	0	0	0	0	0	0	0	0	9
11:30	1	3	1	0	1	0	0	0	0	0	0	0	0	6
11:45	2	1	8	1	0	0	0	0	0	0	0	0	0	12
12:00 PM	0	5	6	0	2	0	0	0	0	0	0	0	0	13
12:15	1	3	1	3	0	0	0	0	0	0	0	0	0	8
12:30	3	1	4	3	2	0	0	0	0	0	0	0	0	13
12:45	1	1	7	0	1	0	0	0	0	0	0	0	0	10
13:00	0	5	1	2	1	1	0	0	0	0	0	0	0	10
13:15	0	2	2	0	0	0	0	0	0	0	0	0	0	4
13:30	0	4	3	0	1	0	0	0	0	0	0	0	0	8
13:45	1	2	5	1	0	1	0	0	0	0	0	0	0	10
14:00	0	1	3	2	0	0	0	0	0	0	0	0	0	6
14:15	2	2	2	0	0	0	0	0	0	0	0	0	0	6
14:30	1	3	1	0	0	0	0	0	0	0	0	0	0	5
14:45	0	0	1	1	2	0	0	0	0	0	0	0	0	4
15:00	0	5	3	2	1	0	0	0	0	0	0	0	0	11
15:15	0	2	10	2	0	0	0	0	0	0	0	0	0	14
15:30	0	1	2	4	0	0	0	0	0	0	0	0	0	7
15:45	0	0	5	1	1	0	0	0	0	0	0	0	0	7
16:00	0	0	7	3	0	0	0	0	0	0	0	0	0	10
16:15	0	3	6	0	0	0	0	0	0	0	0	0	0	9
16:30	0	4	4	1	0	0	0	0	0	0	0	0	0	9
16:45	0	2	3	2	0	0	0	0	0	0	0	0	0	7
17:00	0	0	5	4	0	0	0	0	0	0	0	0	0	9
17:15	0	1	8	4	0	0	0	0	0	0	0	0	0	13
17:30	0	1	3	3	1	1	0	0	0	0	0	0	0	9
17:45	0	2	2	2	0	0	0	0	0	0	0	0	0	6
18:00	1	0	3	3	0	0	0	0	0	0	0	0	0	7
18:15	1	4	4	1	0	0	0	0	0	0	0	0	0	10
18:30	0	1	3	4	1	0	0	0	0	0	0	0	0	9
18:45	0	1	4	0	1	0	0	0	0	0	0	0	0	6
19:00	0	0	3	3	1	0	0	0	0	0	0	0	0	7
19:15	0	2	6	0	0	0	0	0	0	0	0	0	0	8
19:30	0	1	2	2	0	0	0	0	0	0	0	0	0	5
19:45	0	1	3	3	0	0	0	0	0	0	0	0	0	7
20:00	0	2	2	1	0	0	0	0	0	0	0	0	0	5
20:15	0	1	6	1	0	0	0	0	0	0	0	0	0	8
20:30	0	1	2	1	0	0	0	0	0	0	0	0	0	4
20:45	1	0	0	0	0	0	0	0	0	0	0	0	0	1
21:00	0	0	1	1	0	0	0	0	0	0	0	0	0	2
21:15	0	0	0	0	0	0	0	0	0	0	0	0	0	0
21:30	0	0	0	0	1	0	0	0	0	0	0	0	0	1
21:45	0	0	0	0	0	0	0	0	0	0	0	0	0	0
22:00	0	0	0	0	0	0	0	0	0	0	0	0	0	0
22:15	0	0	0	1	1	0	0	0	0	0	0	0	0	2
22:30	0	0	0	0	0	0	0	0	0	0	0	0	0	0
22:45	0	0	0	0	0	0	0	0	0	0	0	0	0	0
23:00	0	0	0	0	0	0	0	0	0	0	0	0	0	0
23:15	0	1	0	0	0	0	0	0	0	0	0	0	0	1
23:30	0	1	1	0	0	0	0	0	0	0	0	0	0	2
23:45	0	0	0	0	0	0	0	0	0	0	0	0	0	0
Totals	**27**	**92**	**201**	**93**	**24**	**3**								**440**
% of Totals	6%	21%	46%	21%	5%	1%								100%

AM Volumes	15	26	67	32	7	0	0	0	0	0	0	0	0	147
% AM	3%	6%	15%	7%	2%									33%
AM Peak Hour	11:45	11:30	7:30	7:00	11:45									11:45
Volume	6	12	21	7	4									46
PM Volumes	12	66	134	61	17	3	0	0	0	0	0	0	0	293
% PM	3%	15%	30%	14%	4%	1%								67%
PM Peak Hour	12:00	13:00	15:15	16:45	12:00	13:00								12:00
Volume	5	13	24	13	5	2								44

Directional Peak Periods	AM 7-9			NOON 12-2			PM 4-6			Off Peak Volumes		
All Classes	Volume	⟷	%	Volume	⟷	%	Volume	⟷	%	Volume	⟷	%
	49		11%	76		17%	72		16%	243		55%

Street Name	Direction	Percentiles					
		15th	50th	Average	85th	95th	ADT
S Beachwood Dr	North Bound	17	23	22	28	31	440
S Beachwood Dr	South Bound	16	21	22	28	33	330

Prepared by National Data & Surveying Services

SPEED

S Beachwood Dr Bet. W Verdugo Ave & W Oak St

Day: Thursday
Date: 1/19/2023

City: Burbank
Project #: CA23_020030_021s

South Bound

Time	< 15	15 - 19	20 - 24	25 - 29	30 - 34	35 - 39	40 - 44	45 - 49	50 - 54	55 - 59	60 - 64	65 - 69	70 +	Total
0:00 AM	0	0	0	0	0	0	0	0	0	0	0	0	0	0
0:15	0	0	0	0	0	0	0	0	0	0	0	0	0	0
0:30	0	0	0	0	0	0	1	0	0	0	0	0	0	1
0:45	0	0	0	0	0	0	0	0	0	0	0	0	0	0
1:00	0	0	1	0	0	0	0	0	0	0	0	0	0	1
1:15	0	0	0	0	0	0	0	0	0	0	0	0	0	0
1:30	0	0	0	0	0	0	0	0	0	0	0	0	0	0
1:45	0	0	0	0	0	0	0	0	0	0	0	0	0	0
2:00	0	0	0	0	0	0	0	0	0	0	0	0	0	0
2:15	0	0	0	0	0	0	0	0	0	0	0	0	0	0
2:30	0	0	0	0	0	0	0	0	0	0	0	0	0	0
2:45	0	0	0	0	0	0	0	0	0	0	0	0	0	0
3:00	0	0	0	0	0	0	0	0	0	0	0	0	0	0
3:15	0	0	0	0	0	1	0	0	0	0	0	0	0	1
3:30	0	0	0	0	0	0	0	0	0	0	0	0	0	0
3:45	0	0	0	0	0	0	0	0	0	0	0	0	0	0
4:00	0	0	0	0	0	0	0	0	0	0	0	0	0	0
4:15	0	0	0	0	0	0	0	0	0	0	0	0	0	0
4:30	0	0	0	0	0	0	0	0	0	0	0	0	0	0
4:45	1	0	0	0	0	0	0	0	0	0	0	0	0	1
5:00	0	0	2	0	0	0	0	0	0	0	0	0	0	2
5:15	0	0	0	0	0	1	0	0	0	0	0	0	0	1
5:30	0	2	1	0	0	0	0	0	0	0	0	0	0	3
5:45	0	0	0	0	0	0	0	0	0	0	0	0	0	0
6:00	0	0	0	0	2	0	0	0	0	0	0	0	0	2
6:15	1	1	1	0	0	0	0	0	0	0	0	0	0	3
6:30	0	0	1	0	1	0	0	0	0	0	0	0	0	2
6:45	1	0	0	0	0	0	0	0	0	0	0	0	0	1
7:00	0	1	1	0	0	0	0	0	0	0	0	0	0	2
7:15	0	0	2	0	2	0	0	0	0	0	0	0	0	4
7:30	1	2	1	1	0	0	0	0	0	0	0	0	0	5
7:45	3	2	2	1	1	0	0	0	0	0	0	0	0	9
8:00	0	0	0	0	0	0	0	0	0	0	0	0	0	0
8:15	2	3	4	0	1	0	0	0	0	0	0	0	0	10
8:30	0	1	2	1	0	0	0	0	0	0	0	0	0	4
8:45	1	3	1	1	1	0	0	0	0	0	0	0	0	7
9:00	0	1	2	1	0	0	0	0	0	0	0	0	0	4
9:15	0	1	2	2	0	0	0	0	0	0	0	0	0	5
9:30	2	0	3	1	1	0	0	0	0	0	0	0	0	7
9:45	0	2	2	0	1	0	0	0	0	0	0	0	0	5
10:00	0	3	0	0	1	0	0	0	0	0	0	0	0	4
10:15	2	2	0	0	0	0	0	0	0	0	0	0	0	4
10:30	0	1	0	0	0	0	0	0	0	0	0	0	0	1
10:45	0	1	2	0	0	0	0	0	0	0	0	0	0	3
11:00	0	0	2	2	0	0	0	0	0	0	0	0	0	4
11:15	1	2	2	1	2	0	0	0	0	0	0	0	0	8
11:30	0	2	2	1	0	0	0	0	0	0	0	0	0	5
11:45	0	1	1	1	1	0	0	0	0	0	0	0	0	4
12:00 PM	0	2	2	2	0	0	0	0	0	0	0	0	0	6
12:15	0	3	1	1	0	0	0	0	0	0	0	0	0	5
12:30	2	3	4	0	0	0	0	0	0	0	0	0	0	9
12:45	0	2	6	1	0	0	0	0	0	0	0	0	0	9
13:00	2	3	1	5	0	0	0	0	0	0	0	0	0	11
13:15	1	2	6	3	1	0	0	0	0	0	0	0	0	13
13:30	0	4	1	1	0	0	0	0	0	0	0	0	0	6
13:45	1	2	0	0	0	0	0	0	0	0	0	0	0	3
14:00	0	4	2	1	0	0	0	0	0	0	0	0	0	7
14:15	1	1	1	1	1	0	0	0	0	0	0	0	0	5
14:30	0	3	1	0	0	1	0	0	0	0	0	0	0	5
14:45	2	3	2	1	1	0	0	0	0	0	0	0	0	9
15:00	1	5	5	1	0	0	0	0	0	0	0	0	0	12
15:15	0	0	3	2	1	0	0	0	0	0	0	0	0	6
15:30	1	3	2	3	0	0	1	0	0	0	0	0	0	10
15:45	1	3	4	0	1	0	0	0	0	0	0	0	0	9
16:00	0	1	1	1	0	0	0	0	0	0	0	0	0	3
16:15	0	1	2	1	1	0	0	0	0	0	0	0	0	5
16:30	1	2	1	1	0	0	0	0	0	0	0	0	0	5
16:45	1	4	2	0	0	0	0	0	0	0	0	0	0	7
17:00	0	3	3	1	0	0	0	0	0	0	0	0	0	7
17:15	0	0	2	2	0	0	0	0	0	0	0	0	0	4
17:30	0	1	1	0	0	0	0	0	0	0	0	0	0	2
17:45	1	2	4	1	0	0	0	0	0	0	0	0	0	8
18:00	0	2	1	0	0	0	0	0	0	0	0	0	0	3
18:15	0	1	6	0	0	0	0	0	0	0	0	0	0	7
18:30	0	2	1	2	0	0	0	0	0	0	0	0	0	5
18:45	0	2	2	2	0	0	0	0	0	0	0	0	0	6
19:00	0	0	2	1	0	0	0	0	0	0	0	0	0	3
19:15	0	0	0	1	0	0	0	0	0	0	0	0	0	1
19:30	0	1	0	0	0	0	0	0	0	0	0	0	0	1
19:45	1	0	0	2	0	1	0	0	0	0	0	0	0	4
20:00	0	0	1	0	0	0	0	0	0	0	0	0	0	1
20:15	0	0	1	1	0	0	0	0	0	0	0	0	0	2
20:30	0	0	0	2	0	0	0	0	0	0	0	0	0	2
20:45	0	0	1	1	0	0	0	0	0	0	0	0	0	2
21:00	0	0	2	1	0	0	0	0	0	0	0	0	0	3
21:15	0	1	0	0	1	0	0	0	0	0	0	0	0	2
21:30	0	1	1	0	0	0	0	0	0	0	0	0	0	2
21:45	0	0	1	0	0	0	0	0	0	0	0	0	0	1
22:00	0	0	0	0	0	0	0	0	0	0	0	0	0	0
22:15	0	0	1	0	0	0	0	0	0	0	0	0	0	1
22:30	0	1	0	1	0	0	0	0	0	0	0	0	0	2
22:45	0	0	0	0	0	0	0	0	0	0	0	0	0	0
23:00	0	0	0	0	0	0	0	0	0	0	0	0	0	0
23:15	1	0	0	0	0	0	0	0	0	0	0	0	0	1
23:30	0	0	1	0	0	0	0	0	0	0	0	0	0	1
23:45	0	0	1	0	0	0	0	0	0	0	0	0	0	1
Totals	32	99	116	56	21	4	2							330
% of Totals	10%	30%	35%	17%	6%	1%	1%							100%

AM Volumes	15	31	37	13	14	2	1	0	0	0	0	0	0	113
% AM	5%	9%	11%	4%	4%	1%	0%							34%
AM Peak Hour	7:30	11:45	8:15	8:30	5:45	2:30								8:15
Volume	6	9	9	5	3	1	1							25
PM Volumes	17	68	79	43	7	2	1	0	0	0	0	0	0	217
% PM	5%	21%	24%	13%	2%	1%	0%							66%
PM Peak Hour	12:30	13:15	12:30	12:45	14:00	13:45	14:45							12:30
Volume	5	12	17	10	2	1	1							42

Directional Peak Periods	AM 7-9			NOON 12-2			PM 4-6			Off Peak Volumes		
All Classes	Volume	↔	%	Volume	↔	%	Volume	↔	%	Volume	↔	%
	41	↔	12%	62	↔	19%	41	↔	12%	186	↔	56%

Street Name	Direction	Percentiles					
		15th	50th	Average	85th	95th	ADT
S Beachwood Dr	North Bound	17	23	22	28	31	440
S Beachwood Dr	South Bound	16	21	22	28	33	330

Prepared by National Data & Surveying Services

SPEED

S Beachwood Dr Bet. W Verdugo Ave & W Oak St

Day: Thursday
Date: 1/19/2023

City: Burbank
Project #: CA23_020030_021

Summary

Time	< 15	15 - 19	20 - 24	25 - 29	30 - 34	35 - 39	40 - 44	45 - 49	50 - 54	55 - 59	60 - 64	65 - 69	70 +	Total
0:00 AM	0	0	0	0	0	0	0	0	0	0	0	0	0	0
0:15	0	0	0	1	0	0	0	0	0	0	0	0	0	1
0:30	0	0	0	0	0	0	1	0	0	0	0	0	0	1
0:45	0	0	0	0	0	0	0	0	0	0	0	0	0	0
1:00	0	0	2	0	0	0	0	0	0	0	0	0	0	2
1:15	0	0	0	0	0	0	0	0	0	0	0	0	0	0
1:30	0	0	0	0	0	0	0	0	0	0	0	0	0	0
1:45	0	1	0	1	0	0	0	0	0	0	0	0	0	2
2:00	0	0	1	0	0	0	0	0	0	0	0	0	0	1
2:15	0	0	0	0	0	0	0	0	0	0	0	0	0	0
2:30	0	0	0	0	0	0	0	0	0	0	0	0	0	0
2:45	0	0	0	0	0	0	0	0	0	0	0	0	0	0
3:00	0	0	0	0	0	0	0	0	0	0	0	0	0	0
3:15	0	0	0	0	0	1	0	0	0	0	0	0	0	1
3:30	0	0	0	0	0	0	0	0	0	0	0	0	0	0
3:45	0	0	1	0	0	0	0	0	0	0	0	0	0	1
4:00	1	0	0	0	0	0	0	0	0	0	0	0	0	1
4:15	0	0	0	0	0	0	0	0	0	0	0	0	0	0
4:30	0	0	0	0	0	0	0	0	0	0	0	0	0	0
4:45	1	0	0	0	0	0	0	0	0	0	0	0	0	1
5:00	0	0	2	0	0	0	0	0	0	0	0	0	0	2
5:15	0	0	0	0	0	1	0	0	0	0	0	0	0	1
5:30	0	2	1	0	1	0	0	0	0	0	0	0	0	4
5:45	0	0	0	0	0	0	0	0	0	0	0	0	0	0
6:00	0	0	1	2	3	0	0	0	0	0	0	0	0	6
6:15	2	2	3	0	0	0	0	0	0	0	0	0	0	7
6:30	0	1	3	1	1	0	0	0	0	0	0	0	0	6
6:45	1	0	1	1	0	0	0	0	0	0	0	0	0	3
7:00	0	1	3	1	0	0	0	0	0	0	0	0	0	5
7:15	1	0	2	1	3	0	0	0	0	0	0	0	0	7
7:30	1	3	3	2	0	0	0	0	0	0	0	0	0	9
7:45	4	2	12	5	1	0	0	0	0	0	0	0	0	24
8:00	0	0	5	0	1	0	0	0	0	0	0	0	0	6
8:15	2	6	8	2	1	0	0	0	0	0	0	0	0	19
8:30	0	2	4	2	0	0	0	0	0	0	0	0	0	8
8:45	1	3	2	4	2	0	0	0	0	0	0	0	0	12
9:00	0	1	2	1	0	0	0	0	0	0	0	0	0	4
9:15	0	3	4	2	0	0	0	0	0	0	0	0	0	9
9:30	2	1	5	1	1	0	0	0	0	0	0	0	0	10
9:45	2	3	7	1	1	0	0	0	0	0	0	0	0	14
10:00	0	3	3	1	1	0	0	0	0	0	0	0	0	8
10:15	3	4	2	3	0	0	0	0	0	0	0	0	0	12
10:30	1	3	4	0	1	0	0	0	0	0	0	0	0	9
10:45	2	4	2	1	0	0	0	0	0	0	0	0	0	9
11:00	1	1	4	5	0	0	0	0	0	0	0	0	0	11
11:15	2	4	5	4	2	0	0	0	0	0	0	0	0	17
11:30	1	5	3	1	1	0	0	0	0	0	0	0	0	11
11:45	2	2	9	2	1	0	0	0	0	0	0	0	0	16
12:00 PM	0	7	8	2	2	0	0	0	0	0	0	0	0	19
12:15	1	6	2	4	0	0	0	0	0	0	0	0	0	13
12:30	5	4	8	3	2	0	0	0	0	0	0	0	0	22
12:45	1	3	13	1	1	0	0	0	0	0	0	0	0	19
13:00	2	8	2	7	1	1	0	0	0	0	0	0	0	21
13:15	1	4	8	3	1	0	0	0	0	0	0	0	0	17
13:30	0	8	4	1	1	0	0	0	0	0	0	0	0	14
13:45	2	4	5	1	0	1	0	0	0	0	0	0	0	13
14:00	0	5	5	3	0	0	0	0	0	0	0	0	0	13
14:15	3	3	3	1	1	0	0	0	0	0	0	0	0	11
14:30	1	6	2	0	0	1	0	0	0	0	0	0	0	10
14:45	2	3	3	2	3	0	0	0	0	0	0	0	0	13
15:00	1	10	8	3	1	0	0	0	0	0	0	0	0	23
15:15	0	2	13	4	1	0	0	0	0	0	0	0	0	20
15:30	1	4	4	7	0	0	1	0	0	0	0	0	0	17
15:45	1	3	9	1	2	0	0	0	0	0	0	0	0	16
16:00	0	1	8	4	0	0	0	0	0	0	0	0	0	13
16:15	0	4	8	1	1	0	0	0	0	0	0	0	0	14
16:30	1	6	5	2	0	0	0	0	0	0	0	0	0	14
16:45	1	6	5	2	0	0	0	0	0	0	0	0	0	14
17:00	0	3	8	5	0	0	0	0	0	0	0	0	0	16
17:15	0	1	10	6	0	0	0	0	0	0	0	0	0	17
17:30	0	2	4	3	1	1	0	0	0	0	0	0	0	11
17:45	1	4	6	3	0	0	0	0	0	0	0	0	0	14
18:00	1	2	4	3	0	0	0	0	0	0	0	0	0	10
18:15	1	5	10	1	0	0	0	0	0	0	0	0	0	17
18:30	0	3	4	6	1	0	0	0	0	0	0	0	0	14
18:45	0	3	6	2	1	0	0	0	0	0	0	0	0	12
19:00	0	0	5	4	1	0	0	0	0	0	0	0	0	10
19:15	0	2	6	1	0	0	0	0	0	0	0	0	0	9
19:30	0	2	2	2	0	0	0	0	0	0	0	0	0	6
19:45	1	1	3	5	0	1	0	0	0	0	0	0	0	11
20:00	0	2	3	1	0	0	0	0	0	0	0	0	0	6
20:15	0	1	7	2	0	0	0	0	0	0	0	0	0	10
20:30	0	1	2	3	0	0	0	0	0	0	0	0	0	6
20:45	1	0	1	1	0	0	0	0	0	0	0	0	0	3
21:00	0	0	3	2	0	0	0	0	0	0	0	0	0	5
21:15	0	1	0	0	1	0	0	0	0	0	0	0	0	2
21:30	0	1	1	0	1	0	0	0	0	0	0	0	0	3
21:45	0	0	1	0	0	0	0	0	0	0	0	0	0	1
22:00	0	0	0	0	0	0	0	0	0	0	0	0	0	0
22:15	0	0	1	1	1	0	0	0	0	0	0	0	0	3
22:30	0	1	0	1	0	0	0	0	0	0	0	0	0	2
22:45	0	0	0	0	0	0	0	0	0	0	0	0	0	0
23:00	0	0	0	0	0	0	0	0	0	0	0	0	0	0
23:15	1	1	0	0	0	0	0	0	0	0	0	0	0	2
23:30	0	1	2	0	0	0	0	0	0	0	0	0	0	3
23:45	0	0	1	0	0	0	0	0	0	0	0	0	0	1
Totals	59	191	317	149	45	7	2							770
% of Totals	8%	25%	41%	19%	6%	1%	0%							100%

AM Volumes	30	57	104	45	23	2	1	0	0	0	0	0	0	260
% AM	4%	7%	14%	6%	3%	0%	0%							34%
AM Peak Hour	11:45	11:30	7:45	11:00	11:15	2:30								11:45
Volume	8	20	29	12	6	1	1							70
PM Volumes	29	134	213	104	24	5	1	0	0	0	0	0	0	510
% PM	4%	17%	28%	14%	3%	1%	0%							66%
PM Peak Hour	12:15	13:00	15:00	17:00	12:00	13:00	14:45							12:30
Volume	9	24	34	17	5	2	1							79

Directional Peak Periods	AM 7-9			NOON 12-2			PM 4-6			Off Peak Volumes		
All Classes	Volume	⟷	%	Volume	⟷	%	Volume	⟷	%	Volume	⟷	%
	90		12%	138		18%	113		15%	429		56%

Street Name	Direction	Percentiles					
		15th	50th	Average	85th	95th	ADT
S Beachwood Dr	Summary	16	22	22	28	32	770

Prepared by National Data & Surveying Services

SPEED

S Beachwood Dr Bet. W Verdugo Ave & W Oak St

Day: Thursday
Date: 1/19/2023

City: Burbank
Project #: CA23_020030_021n

North Bound

Time	< 15	15 - 19	20 - 24	25 - 29	30 - 34	35 - 39	40 - 44	45 - 49	50 - 54	55 - 59	60 - 64	65 - 69	70 +	Total
0:00 AM	0	0	0	1	0	0	0	0	0	0	0	0	0	1
1:00	0	1	1	1	0	0	0	0	0	0	0	0	0	3
2:00	0	0	1	0	0	0	0	0	0	0	0	0	0	1
3:00	0	0	1	0	0	0	0	0	0	0	0	0	0	1
4:00	1	0	0	0	0	0	0	0	0	0	0	0	0	1
5:00	0	0	0	0	1	0	0	0	0	0	0	0	0	1
6:00	1	2	6	4	1	0	0	0	0	0	0	0	0	14
7:00	2	1	14	7	1	0	0	0	0	0	0	0	0	25
8:00	0	4	12	6	2	0	0	0	0	0	0	0	0	24
9:00	2	4	9	1	0	0	0	0	0	0	0	0	0	16
10:00	4	7	9	5	1	0	0	0	0	0	0	0	0	26
11:00	5	7	14	7	1	0	0	0	0	0	0	0	0	34
12:00 PM	5	10	18	6	5	0	0	0	0	0	0	0	0	44
13:00	1	13	11	3	2	2	0	0	0	0	0	0	0	32
14:00	3	6	7	3	2	0	0	0	0	0	0	0	0	21
15:00	0	8	20	9	2	0	0	0	0	0	0	0	0	39
16:00	0	9	20	6	0	0	0	0	0	0	0	0	0	35
17:00	0	4	18	13	1	1	0	0	0	0	0	0	0	37
18:00	2	6	14	8	2	0	0	0	0	0	0	0	0	32
19:00	0	4	14	8	1	0	0	0	0	0	0	0	0	27
20:00	1	4	10	3	0	0	0	0	0	0	0	0	0	18
21:00	0	0	1	1	1	0	0	0	0	0	0	0	0	3
22:00	0	0	0	1	1	0	0	0	0	0	0	0	0	2
23:00	0	2	1	0	0	0	0	0	0	0	0	0	0	3
Totals	27	92	201	93	24	3								440
% of Totals	6%	21%	46%	21%	5%	1%								100%

AM Volumes	15	26	67	32	7	0	0	0	0	0	0	0	0	147
% AM	3%	6%	15%	7%	2%									33%
AM Peak Hour	11:00	10:00	7:00	7:00	8:00									11:00
Volume	5	7	14	7	2									34
PM Volumes	12	66	134	61	17	3	0	0	0	0	0	0	0	293
% PM	3%	15%	30%	14%	4%	1%								67%
PM Peak Hour	12:00	13:00	15:00	17:00	12:00	13:00								12:00
Volume	5	13	20	13	5	2								44

Directional Peak Periods	AM 7-9			NOON 12-2			PM 4-6			Off Peak Volumes		
All Speeds	Volume	↔	%	Volume	↔	%	Volume	↔	%	Volume	↔	%
	49		11%	76		17%	72		16%	243		55%

Street Name	Direction	Percentiles					
		15th	50th	Average	85th	95th	ADT
S Beachwood Dr	North Bound	17	23	22	28	31	440
S Beachwood Dr	South Bound	16	21	22	28	33	330

Prepared by National Data & Surveying Services

SPEED

S Beachwood Dr Bet. W Verdugo Ave & W Oak St

Day: Thursday
Date: 1/19/2023

City: Burbank
Project #: CA23_020030_021s

South Bound

Time	< 15	15 - 19	20 - 24	25 - 29	30 - 34	35 - 39	40 - 44	45 - 49	50 - 54	55 - 59	60 - 64	65 - 69	70 +	Total
0:00 AM	0	0	0	0	0	0	1	0	0	0	0	0	0	1
1:00	0	0	1	0	0	0	0	0	0	0	0	0	0	1
2:00	0	0	0	0	0	0	0	0	0	0	0	0	0	0
3:00	0	0	0	0	0	1	0	0	0	0	0	0	0	1
4:00	1	0	0	0	0	0	0	0	0	0	0	0	0	1
5:00	0	2	3	0	0	1	0	0	0	0	0	0	0	6
6:00	2	1	2	0	3	0	0	0	0	0	0	0	0	8
7:00	4	5	6	2	3	0	0	0	0	0	0	0	0	20
8:00	3	7	7	2	2	0	0	0	0	0	0	0	0	21
9:00	2	4	9	4	2	0	0	0	0	0	0	0	0	21
10:00	2	7	2	0	1	0	0	0	0	0	0	0	0	12
11:00	1	5	7	5	3	0	0	0	0	0	0	0	0	21
12:00 PM	2	10	13	4	0	0	0	0	0	0	0	0	0	29
13:00	4	11	8	9	1	0	0	0	0	0	0	0	0	33
14:00	3	11	6	3	2	1	0	0	0	0	0	0	0	26
15:00	3	11	14	6	2	0	1	0	0	0	0	0	0	37
16:00	2	8	6	3	1	0	0	0	0	0	0	0	0	20
17:00	1	6	10	4	0	0	0	0	0	0	0	0	0	21
18:00	0	7	10	4	0	0	0	0	0	0	0	0	0	21
19:00	1	1	2	4	0	1	0	0	0	0	0	0	0	9
20:00	0	0	3	4	0	0	0	0	0	0	0	0	0	7
21:00	0	2	4	1	1	0	0	0	0	0	0	0	0	8
22:00	0	1	1	1	0	0	0	0	0	0	0	0	0	3
23:00	1	0	2	0	0	0	0	0	0	0	0	0	0	3
Totals	32	99	116	56	21	4	2							330
% of Totals	10%	30%	35%	17%	6%	1%	1%							100%

AM Volumes	15	31	37	13	14	2	1	0	0	0	0	0	0	113
% AM	5%	9%	11%	4%	4%	1%	0%							34%
AM Peak Hour	7:00	8:00	9:00	11:00	6:00	3:00								8:00
Volume	4	7	9	5	3	1	1							21
PM Volumes	17	68	79	43	7	2	1	0	0	0	0	0	0	217
% PM	5%	21%	24%	13%	2%	1%	0%							66%
PM Peak Hour	13:00	13:00	15:00	13:00	14:00	14:00	15:00							15:00
Volume	4	11	14	9	2	1	1							37

Directional Peak Periods	AM 7-9			NOON 12-2			PM 4-6			Off Peak Volumes		
All Speeds	Volume		%	Volume		%	Volume		%	Volume		%
	41	↔	12%	62	↔	19%	41	↔	12%	186	↔	56%

Street Name	Direction	Percentiles					
		15th	50th	Average	85th	95th	ADT
S Beachwood Dr	North Bound	17	23	22	28	31	440
S Beachwood Dr	South Bound	16	21	22	28	33	330

Prepared by National Data & Surveying Services

SPEED

S Beachwood Dr Bet. W Verdugo Ave & W Oak St

Day: Thursday
Date: 1/19/2023

City: Burbank
Project #: CA23_020030_021

Summary

Time	< 15	15 - 19	20 - 24	25 - 29	30 - 34	35 - 39	40 - 44	45 - 49	50 - 54	55 - 59	60 - 64	65 - 69	70 +	Total
0:00 AM	0	0	0	1	0	0	1	0	0	0	0	0	0	2
1:00	0	1	2	1	0	0	0	0	0	0	0	0	0	4
2:00	0	0	1	0	0	0	0	0	0	0	0	0	0	1
3:00	0	0	1	0	0	1	0	0	0	0	0	0	0	2
4:00	2	0	0	0	0	0	0	0	0	0	0	0	0	2
5:00	0	2	3	0	1	1	0	0	0	0	0	0	0	7
6:00	3	3	8	4	4	0	0	0	0	0	0	0	0	22
7:00	6	6	20	9	4	0	0	0	0	0	0	0	0	45
8:00	3	11	19	8	4	0	0	0	0	0	0	0	0	45
9:00	4	8	18	5	2	0	0	0	0	0	0	0	0	37
10:00	6	14	11	5	2	0	0	0	0	0	0	0	0	38
11:00	6	12	21	12	4	0	0	0	0	0	0	0	0	55
12:00 PM	7	20	31	10	5	0	0	0	0	0	0	0	0	73
13:00	5	24	19	12	3	2	0	0	0	0	0	0	0	65
14:00	6	17	13	6	4	1	0	0	0	0	0	0	0	47
15:00	3	19	34	15	4	0	1	0	0	0	0	0	0	76
16:00	2	17	26	9	1	0	0	0	0	0	0	0	0	55
17:00	1	10	28	17	1	1	0	0	0	0	0	0	0	58
18:00	2	13	24	12	2	0	0	0	0	0	0	0	0	53
19:00	1	5	16	12	1	1	0	0	0	0	0	0	0	36
20:00	1	4	13	7	0	0	0	0	0	0	0	0	0	25
21:00	0	2	5	2	2	0	0	0	0	0	0	0	0	11
22:00	0	1	1	2	1	0	0	0	0	0	0	0	0	5
23:00	1	2	3	0	0	0	0	0	0	0	0	0	0	6
Totals	59	191	317	149	45	7	2							770
% of Totals	8%	25%	41%	19%	6%	1%	0%							100%

AM Volumes	30	57	104	45	21	2	1	0	0	0	0	0	0	260
% AM	4%	7%	14%	6%	3%	0%	0%							34%
AM Peak Hour	7:00	10:00	11:00	11:00	6:00	3:00								11:00
Volume	6	14	21	12	4	1	1							55
PM Volumes	29	134	213	104	24	5	1	0	0	0	0	0	0	510
% PM	4%	17%	28%	14%	3%	1%	0%							66%
PM Peak Hour	12:00	13:00	15:00	17:00	12:00	13:00	15:00							15:00
Volume	7	24	34	17	5	2	1							76

Directional Peak Periods	AM 7-9			NOON 12-2			PM 4-6			Off Peak Volumes		
All Speeds	Volume		%	Volume		%	Volume		%	Volume		%
	90	↔	12%	138	↔	18%	113	↔	15%	429	↔	56%

Street Name	Direction	Percentiles					
		15th	50th	Average	85th	95th	ADT
S Beachwood Dr	Summary	16	22	22	28	32	770

Prepared by NDS/ATD

Prepared by National Data & Surveying Services

VOLUME

S Beachwood Dr Bet. W Verdugo Ave & W Oak St

Day: Thursday
Date: 1/19/2023

City: Burbank
Project #: CA23_020030_021

DAILY TOTALS	NB	SB	EB	WB	Total
	440	330	0	0	770

AM Period	NB		SB		EB	WB	TOTAL		PM Period	NB		SB		EB	WB	TOTAL	
0:00	0		0		0	0			12:00	13		6		0	0	19	
0:15	1		0		0	0	1		12:15	8		5		0	0	13	
0:30	0		1		0	0	1		12:30	13		9		0	0	22	
0:45	0	1	0	1	0	0		2	12:45	10	44	9	29	0	0	19	73
1:00	1		1		0	0	2		13:00	10		11		0	0	21	
1:15	0		0		0	0			13:15	4		13		0	0	17	
1:30	0		0		0	0			13:30	8		6		0	0	14	
1:45	2	3	0	1	0	0	2	4	13:45	10	32	3	33	0	0	13	65
2:00	1		0		0	0	1		14:00	6		7		0	0	13	
2:15	0		0		0	0			14:15	6		5		0	0	11	
2:30	0		0		0	0			14:30	5		5		0	0	10	
2:45	0	1	0		0	0		1	14:45	4	21	9	26	0	0	13	47
3:00	0		0		0	0			15:00	11		12		0	0	23	
3:15	0		1		0	0	1		15:15	14		6		0	0	20	
3:30	0		0		0	0			15:30	7		10		0	0	17	
3:45	1	1	0	1	0	0	1	2	15:45	7	39	9	37	0	0	16	76
4:00	1		0		0	0	1		16:00	10		3		0	0	13	
4:15	0		0		0	0			16:15	9		5		0	0	14	
4:30	0		0		0	0			16:30	9		5		0	0	14	
4:45	0	1	1	1	0	0	1	2	16:45	7	35	7	20	0	0	14	55
5:00	0		2		0	0	2		17:00	9		7		0	0	16	
5:15	0		1		0	0	1		17:15	13		4		0	0	17	
5:30	1		3		0	0	4		17:30	9		2		0	0	11	
5:45	0	1	0	6	0	0		7	17:45	6	37	8	21	0	0	14	58
6:00	4		2		0	0	6		18:00	7		3		0	0	10	
6:15	4		3		0	0	7		18:15	10		7		0	0	17	
6:30	4		2		0	0	6		18:30	9		5		0	0	14	
6:45	2	14	1	8	0	0	3	22	18:45	6	32	6	21	0	0	12	53
7:00	3		2		0	0	5		19:00	7		3		0	0	10	
7:15	3		4		0	0	7		19:15	8		1		0	0	9	
7:30	4		5		0	0	9		19:30	5		1		0	0	6	
7:45	15	25	9	20	0	0	24	45	19:45	7	27	4	9	0	0	11	36
8:00	6		0		0	0	6		20:00	5		1		0	0	6	
8:15	9		10		0	0	19		20:15	8		2		0	0	10	
8:30	4		4		0	0	8		20:30	4		2		0	0	6	
8:45	5	24	7	21	0	0	12	45	20:45	1	18	2	7	0	0	3	25
9:00	0		4		0	0	4		21:00	2		3		0	0	5	
9:15	4		5		0	0	9		21:15	0		2		0	0	2	
9:30	3		7		0	0	10		21:30	1		2		0	0	3	
9:45	9	16	5	21	0	0	14	37	21:45	0	3	1	8	0	0	1	11
10:00	4		4		0	0	8		22:00	0		0		0	0		
10:15	8		4		0	0	12		22:15	2		1		0	0	3	
10:30	8		1		0	0	9		22:30	0		2		0	0	2	
10:45	6	26	3	12	0	0	9	38	22:45	0	2	0	3	0	0		5
11:00	7		4		0	0	11		23:00	0		0		0	0		
11:15	9		8		0	0	17		23:15	1		1		0	0	2	
11:30	6		5		0	0	11		23:30	2		1		0	0	3	
11:45	12	34	4	21	0	0	16	55	23:45	0	3	1	3	0	0	1	6
TOTALS		147		113				260	TOTALS		293		217				510
SPLIT %		56.5%		43.5%				33.8%	SPLIT %		57.5%		42.5%				66.2%

DAILY TOTALS	NB	SB	EB	WB	Total
	440	330	0	0	770

AM Peak Hour	11:45	8:15			11:45	PM Peak Hour	12:00	12:30			12:30
AM Pk Volume	46	25			70	PM Pk Volume	44	42			79
Pk Hr Factor	0.885	0.625			0.795	Pk Hr Factor	0.846	0.808			0.898
7 - 9 Volume	49	41	0	0	90	4 - 6 Volume	72	41	0	0	113
7 - 9 Peak Hour	7:30	7:30			7:30	4 - 6 Peak Hour	16:30	16:15			16:30
7 - 9 Pk Volume	34	24	0	0	58	4 - 6 Pk Volume	38	24	0	0	61
Pk Hr Factor	0.567	0.600	0.000	0.000	0.604	Pk Hr Factor	0.731	0.857	0.000	0.000	0.897

Prepared by NDS/ATD

Project #: CA23_020030_021 **City:** Burbank

Location: S Beachwood Dr Bet. W Verdugo Ave & W **Date:** 1/19/2023

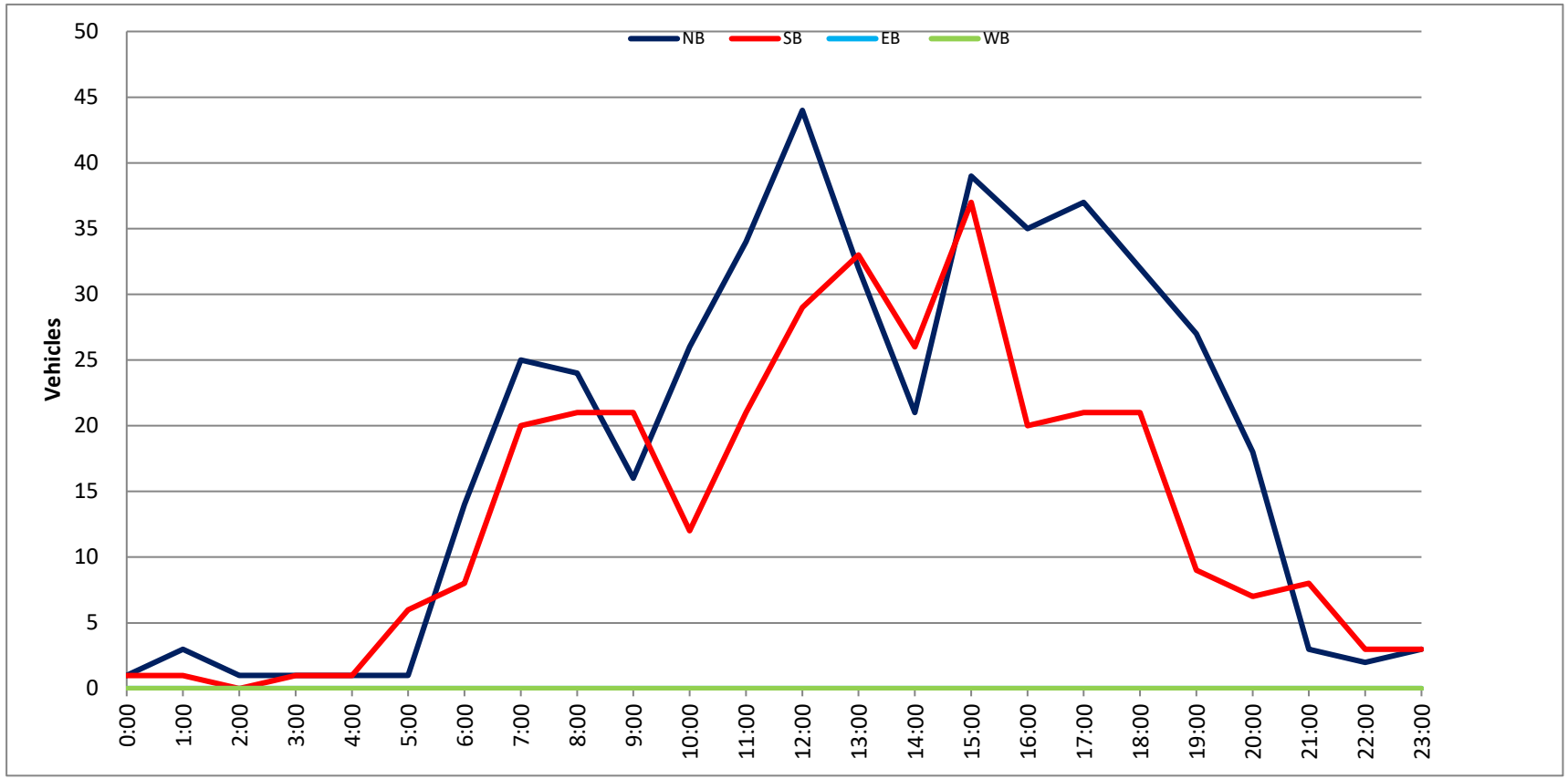

Prepared by National Data & Surveying Services

SPEED

S Griffith Park Dr Bet. W Oak St & W Alameda Ave

Day: Tuesday
Date: 1/17/2023

City: Burbank
Project #: CA23_020030_024n

North Bound

Time	< 15	15 - 19	20 - 24	25 - 29	30 - 34	35 - 39	40 - 44	45 - 49	50 - 54	55 - 59	60 - 64	65 - 69	70 +	Total
0:00 AM	0	0	0	0	0	0	0	0	0	0	0	0	0	0
0:15	0	0	0	0	0	0	0	0	0	0	0	0	0	0
0:30	0	0	0	0	0	0	0	0	0	0	0	0	0	0
0:45	0	0	0	0	0	0	0	0	0	0	0	0	0	0
1:00	0	0	0	0	0	0	0	0	0	0	0	0	0	0
1:15	0	0	0	0	0	0	0	0	0	0	0	0	0	0
1:30	0	0	0	0	0	0	0	0	0	0	0	0	0	0
1:45	0	0	0	0	0	0	0	0	0	0	0	0	0	0
2:00	0	0	0	0	0	0	0	0	0	0	0	0	0	0
2:15	0	0	0	0	0	0	0	0	0	0	0	0	0	0
2:30	0	0	0	0	0	0	0	0	0	0	0	0	0	0
2:45	0	0	0	0	0	0	0	0	0	0	0	0	0	0
3:00	0	0	0	0	0	0	0	0	0	0	0	0	0	0
3:15	0	0	0	0	0	0	0	0	0	0	0	0	0	0
3:30	0	0	0	0	0	0	0	0	0	0	0	0	0	0
3:45	0	1	0	0	0	0	0	0	0	0	0	0	0	1
4:00	0	0	0	0	0	0	0	0	0	0	0	0	0	0
4:15	0	0	0	0	0	0	0	0	0	0	0	0	0	0
4:30	0	0	0	0	0	0	0	0	0	0	0	0	0	0
4:45	0	0	0	0	0	0	0	0	0	0	0	0	0	0
5:00	0	0	0	0	0	0	0	0	0	0	0	0	0	0
5:15	0	0	0	0	0	0	0	0	0	0	0	0	0	0
5:30	0	0	0	0	0	0	0	0	0	0	0	0	0	0
5:45	0	1	0	0	0	0	0	0	0	0	0	0	0	1
6:00	0	0	0	0	0	0	0	0	0	0	0	0	0	0
6:15	0	0	0	0	0	0	0	0	0	0	0	0	0	0
6:30	0	0	0	0	0	0	0	0	0	0	0	0	0	0
6:45	0	0	0	0	0	0	0	0	0	0	0	0	0	0
7:00	0	0	0	1	0	0	0	0	0	0	0	0	0	1
7:15	0	0	1	1	0	0	0	0	0	0	0	0	0	2
7:30	0	6	5	2	0	0	0	0	0	0	0	0	0	13
7:45	0	10	8	6	1	0	0	0	0	0	0	0	0	25
8:00	0	1	2	1	0	0	0	0	0	0	0	0	0	4
8:15	0	2	0	0	0	0	0	0	0	0	0	0	0	2
8:30	0	1	4	0	1	0	0	0	0	0	0	0	0	6
8:45	0	2	2	0	0	0	0	0	0	0	0	0	0	4
9:00	0	0	0	0	1	0	0	0	0	0	0	0	0	1
9:15	0	1	2	1	0	0	0	0	0	0	0	0	0	4
9:30	0	1	2	0	0	0	0	0	0	0	0	0	0	3
9:45	0	1	0	0	1	0	0	0	0	0	0	0	0	2
10:00	0	0	4	1	1	0	0	0	0	0	0	0	0	6
10:15	1	0	1	0	0	0	0	0	0	0	0	0	0	2
10:30	0	1	3	0	0	0	0	0	0	0	0	0	0	4
10:45	0	1	1	0	0	0	0	0	0	0	0	0	0	2
11:00	0	1	1	0	0	0	0	0	0	0	0	0	0	2
11:15	1	0	0	0	0	0	0	0	0	0	0	0	0	1
11:30	2	0	2	0	1	0	0	0	0	0	0	0	0	5
11:45	1	2	2	0	0	0	0	0	0	0	0	0	0	5
12:00 PM	2	1	0	1	0	0	0	0	0	0	0	0	0	4
12:15	0	1	2	0	0	0	0	0	0	0	0	0	0	3
12:30	0	3	1	0	0	0	0	0	0	0	0	0	0	4
12:45	0	4	0	0	0	0	0	0	0	0	0	0	0	4
13:00	1	0	2	0	0	0	0	0	0	0	0	0	0	3
13:15	0	1	0	2	0	0	0	0	0	0	0	0	0	3
13:30	2	3	1	1	0	0	0	0	0	0	0	0	0	7
13:45	2	2	2	1	1	0	0	0	0	0	0	0	0	8
14:00	0	2	5	4	0	0	0	0	0	0	0	0	0	11
14:15	5	3	2	0	0	0	0	0	0	0	0	0	0	10
14:30	1	2	4	0	0	0	0	0	0	0	0	0	0	7
14:45	1	0	2	1	0	0	0	0	0	0	0	0	0	4
15:00	0	2	1	0	0	0	0	0	0	0	0	0	0	3
15:15	1	0	1	0	1	0	0	0	0	0	0	0	0	3
15:30	0	3	2	0	0	0	0	0	0	0	0	0	0	5
15:45	0	1	0	0	0	0	0	0	0	0	0	0	0	1
16:00	1	2	0	0	0	0	0	0	0	0	0	0	0	3
16:15	0	0	0	0	0	0	0	0	0	0	0	0	0	0
16:30	0	0	1	0	0	0	0	0	0	0	0	0	0	1
16:45	0	3	2	1	1	0	0	0	0	0	0	0	0	7
17:00	1	0	1	1	0	0	0	0	0	0	0	0	0	3
17:15	1	0	1	0	0	0	0	0	0	0	0	0	0	2
17:30	1	2	0	2	0	0	0	0	0	0	0	0	0	5
17:45	0	0	0	0	0	0	0	0	0	0	0	0	0	0
18:00	0	5	3	0	0	0	0	0	0	0	0	0	0	8
18:15	0	0	0	1	0	0	0	0	0	0	0	0	0	1
18:30	0	2	0	0	0	0	0	0	0	0	0	0	0	2
18:45	1	0	1	3	0	0	0	0	0	0	0	0	0	5
19:00	1	0	2	0	0	0	0	0	0	0	0	0	0	3
19:15	0	0	0	0	0	0	0	0	0	0	0	0	0	0
19:30	0	0	0	0	0	0	0	0	0	0	0	0	0	0
19:45	1	0	1	0	1	0	0	0	0	0	0	0	0	3
20:00	0	0	1	0	0	0	0	0	0	0	0	0	0	1
20:15	0	0	0	0	0	0	0	0	0	0	0	0	0	0
20:30	0	0	1	0	0	0	0	0	0	0	0	0	0	1
20:45	0	0	0	0	0	0	0	0	0	0	0	0	0	0
21:00	0	0	0	0	0	0	0	0	0	0	0	0	0	0
21:15	0	0	1	0	0	0	0	0	0	0	0	0	0	1
21:30	1	0	0	0	0	0	0	0	0	0	0	0	0	1
21:45	0	1	0	1	0	0	0	0	0	0	0	0	0	2
22:00	0	1	0	0	0	0	0	0	0	0	0	0	0	1
22:15	0	0	0	0	0	0	0	0	0	0	0	0	0	0
22:30	0	0	0	0	0	0	0	0	0	0	0	0	0	0
22:45	0	0	0	0	0	0	0	0	0	0	0	0	0	0
23:00	0	0	0	0	0	0	0	0	0	0	0	0	0	0
23:15	0	0	0	1	0	0	0	0	0	0	0	0	0	1
23:30	0	0	0	0	0	0	0	0	0	0	0	0	0	0
23:45	0	0	0	0	0	0	0	0	0	0	0	0	0	0
Totals	23	76	80	33	10									227
% of Totals	12%	33%	35%	15%	4%									100%

AM Volumes	5	32	40	13	6	0	0	0	0	0	0	0	0	96
% AM	2%	14%	18%	6%	3%									42%
AM Peak Hour	11:15	7:30	7:15	7:00	7:45									7:15
Volume	6	19	16	10	2									44
PM Volumes	23	44	40	20	4	0	0	0	0	0	0	0	0	131
% PM	10%	19%	18%	9%	2%									58%
PM Peak Hour	13:30	13:30	13:45	13:15	13:00									13:30
Volume	9	10	13	8	1									36

Directional Peak Periods	AM 7-9			NOON 12-2			PM 4-6			Off Peak Volumes		
All Classes	Volume	⟷	%	Volume	⟷	%	Volume	⟷	%	Volume	⟷	%
	57		25%	36		16%	21		9%	113		50%

Street Name	Direction	Percentiles					
		15th	50th	Average	85th	95th	ADT
S Griffith Park Dr	North Bound	15	21	20	26	30	227
S Griffith Park Dr	South Bound	15	18	18	23	25	246

Prepared by National Data & Surveying Services

SPEED

S Griffith Park Dr Bet. W Oak St & W Alameda Ave

Day: Tuesday
Date: 1/17/2023

City: Burbank
Project #: CA23_020030_024s

South Bound

Time	< 15	15 - 19	20 - 24	25 - 29	30 - 34	35 - 39	40 - 44	45 - 49	50 - 54	55 - 59	60 - 64	65 - 69	70 +	Total
0:00 AM	0	0	0	0	0	0	0	0	0	0	0	0	0	0
0:15	0	0	0	0	0	0	0	0	0	0	0	0	0	0
0:30	0	0	0	0	0	0	0	0	0	0	0	0	0	0
0:45	0	0	0	0	0	0	0	0	0	0	0	0	0	0
1:00	0	0	0	0	0	0	0	0	0	0	0	0	0	0
1:15	0	0	0	0	0	0	0	0	0	0	0	0	0	0
1:30	0	0	0	0	0	0	0	0	0	0	0	0	0	0
1:45	0	0	0	0	0	0	0	0	0	0	0	0	0	0
2:00	0	0	0	0	0	0	0	0	0	0	0	0	0	0
2:15	0	0	0	0	0	0	0	0	0	0	0	0	0	0
2:30	0	0	0	0	0	0	0	0	0	0	0	0	0	0
2:45	0	0	0	0	0	0	0	0	0	0	0	0	0	0
3:00	0	0	0	0	0	0	0	0	0	0	0	0	0	0
3:15	0	0	0	0	0	0	0	0	0	0	0	0	0	0
3:30	0	0	0	0	0	0	0	0	0	0	0	0	0	0
3:45	0	0	0	0	0	0	0	0	0	0	0	0	0	0
4:00	0	0	0	0	0	0	0	0	0	0	0	0	0	0
4:15	0	0	0	0	0	0	0	0	0	0	0	0	0	0
4:30	0	0	0	0	0	0	0	0	0	0	0	0	0	0
4:45	0	0	0	0	0	0	0	0	0	0	0	0	0	0
5:00	0	1	0	0	0	0	0	0	0	0	0	0	0	1
5:15	0	0	0	0	0	0	0	0	0	0	0	0	0	0
5:30	0	0	0	0	0	0	0	0	0	0	0	0	0	0
5:45	0	0	1	0	0	0	0	0	0	0	0	0	0	1
6:00	0	2	0	0	0	0	0	0	0	0	0	0	0	2
6:15	0	1	2	0	0	0	0	0	0	0	0	0	0	3
6:30	0	0	0	0	0	0	0	0	0	0	0	0	0	0
6:45	1	0	1	0	0	0	0	0	0	0	0	0	0	2
7:00	0	0	2	1	0	0	0	0	0	0	0	0	0	3
7:15	0	0	2	0	0	0	0	0	0	0	0	0	0	2
7:30	1	8	5	2	0	0	0	0	0	0	0	0	0	16
7:45	2	19	14	1	0	0	0	0	0	0	0	0	0	36
8:00	0	3	0	0	0	0	0	0	0	0	0	0	0	3
8:15	0	2	0	0	0	0	0	0	0	0	0	0	0	2
8:30	2	4	2	0	0	0	0	0	0	0	0	0	0	8
8:45	0	1	0	1	0	0	0	0	0	0	0	0	0	2
9:00	0	2	0	0	0	0	0	0	0	0	0	0	0	2
9:15	2	0	1	0	0	0	0	0	0	0	0	0	0	3
9:30	0	0	1	0	0	0	0	0	0	0	0	0	0	1
9:45	1	1	0	1	0	0	0	0	0	0	0	0	0	3
10:00	0	0	1	0	0	0	0	0	0	0	0	0	0	1
10:15	2	0	1	0	0	0	0	0	0	0	0	0	0	3
10:30	0	0	0	0	0	0	0	0	0	0	0	0	0	0
10:45	1	0	0	0	0	0	0	0	0	0	0	0	0	1
11:00	1	4	1	0	0	0	0	0	0	0	0	0	0	6
11:15	0	1	0	0	0	0	0	0	0	0	0	0	0	1
11:30	0	1	2	0	0	0	0	0	0	0	0	0	0	3
11:45	3	1	1	0	0	0	0	0	0	0	0	0	0	5
12:00 PM	0	0	1	0	0	0	0	0	0	0	0	0	0	1
12:15	1	3	1	0	0	0	0	0	0	0	0	0	0	5
12:30	0	4	0	0	0	0	0	0	0	0	0	0	0	4
12:45	0	2	1	0	0	0	0	0	0	0	0	0	0	3
13:00	0	2	2	0	0	0	0	0	0	0	0	0	0	4
13:15	0	3	0	0	0	0	0	0	0	0	0	0	0	3
13:30	1	2	1	0	1	0	0	0	0	0	0	0	0	5
13:45	0	2	4	0	0	0	0	0	0	0	0	0	0	6
14:00	0	3	0	0	0	0	0	0	0	0	0	0	0	3
14:15	3	13	5	0	0	0	0	0	0	0	0	0	0	21
14:30	2	6	4	0	1	0	0	0	0	0	0	0	0	13
14:45	2	2	2	0	0	0	0	0	0	0	0	0	0	6
15:00	1	0	3	0	0	0	0	0	0	0	0	0	0	4
15:15	0	3	1	0	0	0	0	0	0	0	0	0	0	4
15:30	1	1	1	1	0	0	0	0	0	0	0	0	0	4
15:45	0	3	0	0	0	0	0	0	0	0	0	0	0	3
16:00	0	3	1	0	0	0	0	0	0	0	0	0	0	4
16:15	0	1	0	0	0	0	0	0	0	0	0	0	0	1
16:30	0	1	1	1	0	0	0	0	0	0	0	0	0	3
16:45	0	3	0	0	0	0	0	0	0	0	0	0	0	3
17:00	1	2	1	0	0	0	0	0	0	0	0	0	0	4
17:15	2	1	0	0	0	0	0	0	0	0	0	0	0	3
17:30	0	0	1	0	0	0	0	0	0	0	0	0	0	1
17:45	1	1	0	0	0	0	0	0	0	0	0	0	0	2
18:00	0	3	1	0	0	0	0	0	0	0	0	0	0	4
18:15	0	1	0	0	0	0	0	0	0	0	0	0	0	1
18:30	0	0	0	0	0	0	0	0	0	0	0	0	0	0
18:45	0	1	0	0	0	0	0	0	0	0	0	0	0	1
19:00	1	0	0	0	0	0	0	0	0	0	0	0	0	1
19:15	1	1	1	0	0	0	0	0	0	0	0	0	0	3
19:30	1	1	0	0	0	0	0	0	0	0	0	0	0	2
19:45	1	0	0	0	0	0	0	0	0	0	0	0	0	1
20:00	0	2	1	0	0	0	0	0	0	0	0	0	0	3
20:15	1	0	1	0	0	0	0	0	0	0	0	0	0	2
20:30	0	0	0	0	0	0	0	0	0	0	0	0	0	0
20:45	0	0	1	0	0	0	0	0	0	0	0	0	0	1
21:00	0	1	0	0	0	0	0	0	0	0	0	0	0	1
21:15	0	0	0	0	0	0	0	0	0	0	0	0	0	0
21:30	1	1	0	0	0	0	0	0	0	0	0	0	0	2
21:45	0	0	0	0	0	0	0	0	0	0	0	0	0	0
22:00	1	0	0	0	0	0	0	0	0	0	0	0	0	1
22:15	0	0	0	0	0	0	0	0	0	0	0	0	0	0
22:30	0	0	0	0	0	0	0	0	0	0	0	0	0	0
22:45	0	0	0	0	0	0	0	0	0	0	0	0	0	0
23:00	0	0	0	1	0	0	0	0	0	0	0	0	0	1
23:15	0	0	2	0	0	0	0	0	0	0	0	0	0	2
23:30	0	0	0	0	0	0	0	0	0	0	0	0	0	0
23:45	0	0	0	0	0	0	0	0	0	0	0	0	0	0
Totals	38	123	74	9	2									246
% of Totals	15%	50%	30%	4%	1%									100%

AM Volumes	16	51	37	6	0	0	0	0	0	0	0	0	0	110
% AM	7%	21%	15%	2%										45%
AM Peak Hour	7:45	7:30	7:00	7:00										7:00
Volume	4	32	23	4										57
PM Volumes	22	72	37	3	2	0	0	0	0	0	0	0	0	136
% PM	9%	29%	15%	1%	1%									55%
PM Peak Hour	14:15	13:45	14:15	14:45	12:45									14:15
Volume	8	24	14	1	1									44

Directional Peak Periods	AM 7-9			NOON 12-2			PM 4-6			Off Peak Volumes		
All Classes	Volume	⟷	%	Volume	⟷	%	Volume	⟷	%	Volume	⟷	%
	72		29%	31		13%	21		9%	122		50%

Street Name	Direction	Percentiles					
		15th	50th	Average	85th	95th	ADT
S Griffith Park Dr	North Bound	15	21	20	26	30	227
S Griffith Park Dr	South Bound	15	18	18	23	25	246

Prepared by National Data & Surveying Services

SPEED

S Griffith Park Dr Bet. W Oak St & W Alameda Ave

Day: Tuesday
Date: 1/17/2023

City: Burbank
Project #: CA23_020030_024

Summary

Time	< 15	15 - 19	20 - 24	25 - 29	30 - 34	35 - 39	40 - 44	45 - 49	50 - 54	55 - 59	60 - 64	65 - 69	70 +	Total
0:00 AM	0	0	0	0	0	0	0	0	0	0	0	0	0	0
0:15	0	0	0	0	0	0	0	0	0	0	0	0	0	0
0:30	0	0	0	0	0	0	0	0	0	0	0	0	0	0
0:45	0	0	0	0	0	0	0	0	0	0	0	0	0	0
1:00	0	0	0	0	0	0	0	0	0	0	0	0	0	0
1:15	0	0	0	0	0	0	0	0	0	0	0	0	0	0
1:30	0	0	0	0	0	0	0	0	0	0	0	0	0	0
1:45	0	0	0	0	0	0	0	0	0	0	0	0	0	0
2:00	0	0	0	0	0	0	0	0	0	0	0	0	0	0
2:15	0	0	0	0	0	0	0	0	0	0	0	0	0	0
2:30	0	0	0	0	0	0	0	0	0	0	0	0	0	0
2:45	0	0	0	0	0	0	0	0	0	0	0	0	0	0
3:00	0	0	0	0	0	0	0	0	0	0	0	0	0	0
3:15	0	0	0	0	0	0	0	0	0	0	0	0	0	0
3:30	0	0	0	0	0	0	0	0	0	0	0	0	0	0
3:45	0	1	0	0	0	0	0	0	0	0	0	0	0	1
4:00	0	0	0	0	0	0	0	0	0	0	0	0	0	0
4:15	0	0	0	0	0	0	0	0	0	0	0	0	0	0
4:30	0	0	0	0	0	0	0	0	0	0	0	0	0	0
4:45	0	0	0	0	0	0	0	0	0	0	0	0	0	0
5:00	0	1	0	0	0	0	0	0	0	0	0	0	0	1
5:15	0	0	0	0	0	0	0	0	0	0	0	0	0	0
5:30	0	0	0	0	0	0	0	0	0	0	0	0	0	0
5:45	0	1	1	0	0	0	0	0	0	0	0	0	0	2
6:00	0	2	0	0	0	0	0	0	0	0	0	0	0	2
6:15	0	1	2	0	0	0	0	0	0	0	0	0	0	3
6:30	0	0	0	0	0	0	0	0	0	0	0	0	0	0
6:45	1	0	1	0	0	0	0	0	0	0	0	0	0	2
7:00	0	0	2	2	0	0	0	0	0	0	0	0	0	4
7:15	0	0	3	1	0	0	0	0	0	0	0	0	0	4
7:30	1	14	10	4	0	0	0	0	0	0	0	0	0	29
7:45	2	29	22	7	1	0	0	0	0	0	0	0	0	61
8:00	0	4	2	1	0	0	0	0	0	0	0	0	0	7
8:15	0	4	0	0	0	0	0	0	0	0	0	0	0	4
8:30	2	5	6	0	1	0	0	0	0	0	0	0	0	14
8:45	0	3	2	1	0	0	0	0	0	0	0	0	0	6
9:00	0	2	0	0	1	0	0	0	0	0	0	0	0	3
9:15	2	1	3	1	0	0	0	0	0	0	0	0	0	7
9:30	0	1	3	0	0	0	0	0	0	0	0	0	0	4
9:45	1	2	0	1	1	0	0	0	0	0	0	0	0	5
10:00	0	0	5	1	1	0	0	0	0	0	0	0	0	7
10:15	3	0	2	0	0	0	0	0	0	0	0	0	0	5
10:30	0	1	3	0	0	0	0	0	0	0	0	0	0	4
10:45	1	1	1	0	0	0	0	0	0	0	0	0	0	3
11:00	1	5	2	0	0	0	0	0	0	0	0	0	0	8
11:15	1	1	0	0	0	0	0	0	0	0	0	0	0	2
11:30	2	1	4	0	1	0	0	0	0	0	0	0	0	8
11:45	4	3	3	0	0	0	0	0	0	0	0	0	0	10
12:00 PM	2	1	1	1	0	0	0	0	0	0	0	0	0	5
12:15	1	4	3	0	0	0	0	0	0	0	0	0	0	8
12:30	0	7	1	0	0	0	0	0	0	0	0	0	0	8
12:45	0	6	1	0	0	0	0	0	0	0	0	0	0	7
13:00	1	2	4	0	0	0	0	0	0	0	0	0	0	7
13:15	0	4	0	2	0	0	0	0	0	0	0	0	0	6
13:30	3	5	2	1	1	0	0	0	0	0	0	0	0	12
13:45	2	4	6	1	1	0	0	0	0	0	0	0	0	14
14:00	0	5	5	4	0	0	0	0	0	0	0	0	0	14
14:15	8	16	7	0	0	0	0	0	0	0	0	0	0	31
14:30	3	8	8	0	1	0	0	0	0	0	0	0	0	20
14:45	3	2	4	1	0	0	0	0	0	0	0	0	0	10
15:00	1	2	4	0	0	0	0	0	0	0	0	0	0	7
15:15	1	3	2	0	1	0	0	0	0	0	0	0	0	7
15:30	1	4	3	1	0	0	0	0	0	0	0	0	0	9
15:45	0	4	0	0	0	0	0	0	0	0	0	0	0	4
16:00	1	5	1	0	0	0	0	0	0	0	0	0	0	7
16:15	0	1	0	0	0	0	0	0	0	0	0	0	0	1
16:30	0	1	2	1	0	0	0	0	0	0	0	0	0	4
16:45	0	6	2	1	1	0	0	0	0	0	0	0	0	10
17:00	2	2	2	1	0	0	0	0	0	0	0	0	0	7
17:15	3	1	1	0	0	0	0	0	0	0	0	0	0	5
17:30	1	2	1	2	0	0	0	0	0	0	0	0	0	6
17:45	1	1	0	0	0	0	0	0	0	0	0	0	0	2
18:00	0	8	4	0	0	0	0	0	0	0	0	0	0	12
18:15	0	1	0	1	0	0	0	0	0	0	0	0	0	2
18:30	0	2	0	0	0	0	0	0	0	0	0	0	0	2
18:45	1	1	1	3	0	0	0	0	0	0	0	0	0	6
19:00	2	0	2	0	0	0	0	0	0	0	0	0	0	4
19:15	1	1	1	0	0	0	0	0	0	0	0	0	0	3
19:30	1	1	0	0	0	0	0	0	0	0	0	0	0	2
19:45	2	0	1	0	1	0	0	0	0	0	0	0	0	4
20:00	0	2	2	0	0	0	0	0	0	0	0	0	0	4
20:15	1	0	1	0	0	0	0	0	0	0	0	0	0	2
20:30	0	0	1	0	0	0	0	0	0	0	0	0	0	1
20:45	0	0	1	0	0	0	0	0	0	0	0	0	0	1
21:00	0	1	0	0	0	0	0	0	0	0	0	0	0	1
21:15	0	0	1	0	0	0	0	0	0	0	0	0	0	1
21:30	2	1	0	0	0	0	0	0	0	0	0	0	0	3
21:45	0	1	0	1	0	0	0	0	0	0	0	0	0	2
22:00	1	1	0	0	0	0	0	0	0	0	0	0	0	2
22:15	0	0	0	0	0	0	0	0	0	0	0	0	0	0
22:30	0	0	0	0	0	0	0	0	0	0	0	0	0	0
22:45	0	0	0	0	0	0	0	0	0	0	0	0	0	0
23:00	0	0	0	1	0	0	0	0	0	0	0	0	0	1
23:15	0	0	2	1	0	0	0	0	0	0	0	0	0	3
23:30	0	0	0	0	0	0	0	0	0	0	0	0	0	0
23:45	0	0	0	0	0	0	0	0	0	0	0	0	0	0
Totals	66	199	154	42	12									473
% of Totals	14%	42%	33%	9%	3%									100%

AM Volumes	21	83	77	19	6	0	0	0	0	0	0	0	0	206
% AM	4%	18%	16%	4%	1%									44%
AM Peak Hour	11:15	7:30	7:00	7:00	7:45									7:15
Volume	9	51	37	14	2									101
PM Volumes	45	116	77	23	6	0	0	0	0	0	0	0	0	267
% PM	10%	25%	16%	5%	1%									56%
PM Peak Hour	14:15	13:45	13:45	13:15	13:00									13:45
Volume	15	33	26	8	2									79

Directional Peak Periods	AM 7-9			NOON 12-2			PM 4-6			Off Peak Volumes		
All Classes	Volume	⟷	%	Volume	⟷	%	Volume	⟷	%	Volume	⟷	%
	129		27%	67		14%	42		9%	235		50%

Street Name	Direction	Percentiles					
		15th	50th	Average	85th	95th	ADT
S Griffith Park Dr	Summary	15	19	19	24	29	473

Prepared by National Data & Surveying Services

SPEED

S Griffith Park Dr Bet. W Oak St & W Alameda Ave

Day: Tuesday
Date: 1/17/2023

City: Burbank
Project #: CA23_020030_024n

North Bound

Time	< 15	15 - 19	20 - 24	25 - 29	30 - 34	35 - 39	40 - 44	45 - 49	50 - 54	55 - 59	60 - 64	65 - 69	70 +	Total
0:00 AM	0	0	0	0	0	0	0	0	0	0	0	0	0	0
1:00	0	0	0	0	0	0	0	0	0	0	0	0	0	0
2:00	0	0	0	0	0	0	0	0	0	0	0	0	0	0
3:00	0	1	0	0	0	0	0	0	0	0	0	0	0	1
4:00	0	0	0	0	0	0	0	0	0	0	0	0	0	0
5:00	0	1	0	0	0	0	0	0	0	0	0	0	0	1
6:00	0	0	0	0	0	0	0	0	0	0	0	0	0	0
7:00	0	16	14	10	1	0	0	0	0	0	0	0	0	41
8:00	0	6	8	1	1	0	0	0	0	0	0	0	0	16
9:00	0	3	4	1	2	0	0	0	0	0	0	0	0	10
10:00	1	2	9	1	1	0	0	0	0	0	0	0	0	14
11:00	4	3	5	0	1	0	0	0	0	0	0	0	0	13
12:00 PM	2	9	3	1	0	0	0	0	0	0	0	0	0	15
13:00	5	6	5	4	1	0	0	0	0	0	0	0	0	21
14:00	7	7	13	5	0	0	0	0	0	0	0	0	0	32
15:00	1	6	4	0	1	0	0	0	0	0	0	0	0	12
16:00	1	5	3	1	1	0	0	0	0	0	0	0	0	11
17:00	3	2	2	3	0	0	0	0	0	0	0	0	0	10
18:00	1	7	4	4	0	0	0	0	0	0	0	0	0	16
19:00	2	0	3	0	1	0	0	0	0	0	0	0	0	6
20:00	0	0	2	0	0	0	0	0	0	0	0	0	0	2
21:00	1	1	1	1	0	0	0	0	0	0	0	0	0	4
22:00	0	1	0	0	0	0	0	0	0	0	0	0	0	1
23:00	0	0	0	1	0	0	0	0	0	0	0	0	0	1
Totals	28	76	80	33	10									227
% of Totals	12%	33%	35%	15%	4%									100%

AM Volumes	5	32	40	13	6	0	0	0	0	0	0	0	0	96
% AM	2%	14%	18%	6%	3%									42%
AM Peak Hour	11:00	7:00	7:00	7:00	9:00									7:00
Volume	4	16	14	10	2									41
PM Volumes	23	44	40	20	4	0	0	0	0	0	0	0	0	131
% PM	10%	19%	18%	9%	2%									58%
PM Peak Hour	14:00	12:00	14:00	14:00	13:00									14:00
Volume	7	9	13	5	1									32

Directional Peak Periods	AM 7-9			NOON 12-2			PM 4-6			Off Peak Volumes		
All Speeds	Volume		%	Volume		%	Volume		%	Volume		%
	57	↔	25%	36	↔	16%	21	↔	9%	113	↔	50%

Street Name	Direction	Percentiles					
		15th	50th	Average	85th	95th	ADT
S Griffith Park Dr	North Bound	15	21	20	26	30	227
S Griffith Park Dr	South Bound	15	18	18	23	25	246

Prepared by National Data & Surveying Services

SPEED

S Griffith Park Dr Bet. W Oak St & W Alameda Ave

Day: Tuesday
Date: 1/17/2023

City: Burbank
Project #: CA23_020030_024s

South Bound

Time	< 15	15 - 19	20 - 24	25 - 29	30 - 34	35 - 39	40 - 44	45 - 49	50 - 54	55 - 59	60 - 64	65 - 69	70 +	Total
0:00 AM	0	0	0	0	0	0	0	0	0	0	0	0	0	**0**
1:00	0	0	0	0	0	0	0	0	0	0	0	0	0	**0**
2:00	0	0	0	0	0	0	0	0	0	0	0	0	0	**0**
3:00	0	0	0	0	0	0	0	0	0	0	0	0	0	**0**
4:00	0	0	0	0	0	0	0	0	0	0	0	0	0	**0**
5:00	0	1	1	0	0	0	0	0	0	0	0	0	0	**2**
6:00	1	3	3	0	0	0	0	0	0	0	0	0	0	**7**
7:00	3	27	23	4	0	0	0	0	0	0	0	0	0	**57**
8:00	2	10	2	1	0	0	0	0	0	0	0	0	0	**15**
9:00	3	3	2	1	0	0	0	0	0	0	0	0	0	**9**
10:00	3	0	2	0	0	0	0	0	0	0	0	0	0	**5**
11:00	4	7	4	0	0	0	0	0	0	0	0	0	0	**15**
12:00 PM	1	9	3	0	0	0	0	0	0	0	0	0	0	**13**
13:00	1	9	7	0	1	0	0	0	0	0	0	0	0	**18**
14:00	7	24	11	0	1	0	0	0	0	0	0	0	0	**43**
15:00	2	7	5	1	0	0	0	0	0	0	0	0	0	**15**
16:00	0	8	2	1	0	0	0	0	0	0	0	0	0	**11**
17:00	4	4	2	0	0	0	0	0	0	0	0	0	0	**10**
18:00	0	5	1	0	0	0	0	0	0	0	0	0	0	**6**
19:00	4	2	1	0	0	0	0	0	0	0	0	0	0	**7**
20:00	1	2	3	0	0	0	0	0	0	0	0	0	0	**6**
21:00	1	2	0	0	0	0	0	0	0	0	0	0	0	**3**
22:00	1	0	0	0	0	0	0	0	0	0	0	0	0	**1**
23:00	0	0	2	1	0	0	0	0	0	0	0	0	0	**3**
Totals	**38**	**123**	**74**	**9**	**2**									**246**
% of Totals	15%	50%	30%	4%	1%									100%

AM Volumes	16	51	37	6	0	0	0	0	0	0	0	0	0	110
% AM	7%	21%	15%	2%										45%
AM Peak Hour	11:00	7:00	7:00	7:00										7:00
Volume	4	27	23	4										57
PM Volumes	22	72	37	3	2	0	0	0	0	0	0	0	0	136
% PM	9%	29%	15%	1%	1%									55%
PM Peak Hour	14:00	14:00	14:00	15:00	13:00									14:00
Volume	7	24	11	1	1									43

Directional Peak Periods	**AM 7-9**			**NOON 12-2**			**PM 4-6**			**Off Peak Volumes**		
All Speeds	Volume		%	Volume		%	Volume		%	Volume		%
	72	↔	29%	31	↔	13%	21	↔	9%	122	↔	50%

Street Name	Direction	Percentiles					
		15th	50th	Average	85th	95th	ADT
S Griffith Park Dr	North Bound	15	21	20	26	30	227
S Griffith Park Dr	South Bound	15	18	18	23	25	246

Prepared by National Data & Surveying Services

SPEED

S Griffith Park Dr Bet. W Oak St & W Alameda Ave

Day: Tuesday
Date: 1/17/2023

City: Burbank
Project #: CA23_020030_024

Summary

Time	< 15	15 - 19	20 - 24	25 - 29	30 - 34	35 - 39	40 - 44	45 - 49	50 - 54	55 - 59	60 - 64	65 - 69	70 +	Total
0:00 AM	0	0	0	0	0	0	0	0	0	0	0	0	0	0
1:00	0	0	0	0	0	0	0	0	0	0	0	0	0	0
2:00	0	0	0	0	0	0	0	0	0	0	0	0	0	0
3:00	0	1	0	0	0	0	0	0	0	0	0	0	0	1
4:00	0	0	0	0	0	0	0	0	0	0	0	0	0	0
5:00	0	2	1	0	0	0	0	0	0	0	0	0	0	3
6:00	1	3	3	0	0	0	0	0	0	0	0	0	0	7
7:00	3	43	37	14	1	0	0	0	0	0	0	0	0	98
8:00	2	16	10	2	1	0	0	0	0	0	0	0	0	31
9:00	3	6	6	2	2	0	0	0	0	0	0	0	0	19
10:00	4	2	11	1	1	0	0	0	0	0	0	0	0	19
11:00	8	10	9	0	1	0	0	0	0	0	0	0	0	28
12:00 PM	3	18	6	1	0	0	0	0	0	0	0	0	0	28
13:00	6	15	12	4	2	0	0	0	0	0	0	0	0	39
14:00	14	31	24	5	1	0	0	0	0	0	0	0	0	75
15:00	3	13	9	1	1	0	0	0	0	0	0	0	0	27
16:00	1	13	5	2	1	0	0	0	0	0	0	0	0	22
17:00	7	6	4	3	0	0	0	0	0	0	0	0	0	20
18:00	1	12	5	4	0	0	0	0	0	0	0	0	0	22
19:00	6	2	4	0	1	0	0	0	0	0	0	0	0	13
20:00	1	2	5	0	0	0	0	0	0	0	0	0	0	8
21:00	2	3	1	1	0	0	0	0	0	0	0	0	0	7
22:00	1	1	0	0	0	0	0	0	0	0	0	0	0	2
23:00	0	0	2	2	0	0	0	0	0	0	0	0	0	4
Totals	66	199	154	42	12									473
% of Totals	14%	42%	33%	9%	3%									100%

AM Volumes	21	83	77	19	6	0	0	0	0	0	0	0	0	206
% AM	4%	18%	16%	4%	1%									44%
AM Peak Hour	11:00	7:00	7:00	7:00	9:00									7:00
Volume	8	43	37	14	2									98
PM Volumes	45	116	77	23	6	0	0	0	0	0	0	0	0	267
% PM	10%	25%	16%	5%	1%									56%
PM Peak Hour	14:00	14:00	14:00	14:00	13:00									14:00
Volume	14	31	24	5	2									75

Directional Peak Periods	AM 7-9			NOON 12-2			PM 4-6			Off Peak Volumes		
All Speeds	Volume		%	Volume		%	Volume		%	Volume		%
	129	↔	27%	67	↔	14%	42	↔	9%	235	↔	50%

Street Name	Direction	Percentiles					
		15th	50th	Average	85th	95th	ADT
S Griffith Park Dr	Summary	15	19	19	24	29	473

ATTACHMENT 3 - 1400

Prepared by NDS/ATD

Prepared by National Data & Surveying Services

VOLUME

S Griffith Park Dr Bet. W Oak St & W Alameda Ave

Day: Tuesday
Date: 1/17/2023

City: Burbank
Project #: CA23_020030_024

DAILY TOTALS	NB	SB	EB	WB	Total
	227	246	0	0	473

AM Period	NB		SB		EB	WB	TOTAL		PM Period	NB		SB		EB	WB	TOTAL	
0:00	0		0		0	0			12:00	4		1		0	0	5	
0:15	0		0		0	0			12:15	3		5		0	0	8	
0:30	0		0		0	0			12:30	4		4		0	0	8	
0:45	0		0		0	0			12:45	4	15	3	13	0	0	7	28
1:00	0		0		0	0			13:00	3		4		0	0	7	
1:15	0		0		0	0			13:15	3		3		0	0	6	
1:30	0		0		0	0			13:30	7		5		0	0	12	
1:45	0		0		0	0			13:45	8	21	6	18	0	0	14	39
2:00	0		0		0	0			14:00	11		3		0	0	14	
2:15	0		0		0	0			14:15	10		21		0	0	31	
2:30	0		0		0	0			14:30	7		13		0	0	20	
2:45	0		0		0	0			14:45	4	32	6	43	0	0	10	75
3:00	0		0		0	0			15:00	3		4		0	0	7	
3:15	0		0		0	0			15:15	3		4		0	0	7	
3:30	0		0		0	0			15:30	5		4		0	0	9	
3:45	1	1	0		0	0	1	1	15:45	1	12	3	15	0	0	4	27
4:00	0		0		0	0			16:00	3		4		0	0	7	
4:15	0		0		0	0			16:15	0		1		0	0	1	
4:30	0		0		0	0			16:30	1		3		0	0	4	
4:45	0		0		0	0			16:45	7	11	3	11	0	0	10	22
5:00	0		1		0	0	1		17:00	3		4		0	0	7	
5:15	0		0		0	0			17:15	2		3		0	0	5	
5:30	0		0		0	0			17:30	5		1		0	0	6	
5:45	1	1	1	2	0	0	2	3	17:45	0	10	2	10	0	0	2	20
6:00	0		2		0	0	2		18:00	8		4		0	0	12	
6:15	0		3		0	0	3		18:15	1		1		0	0	2	
6:30	0		0		0	0			18:30	2		0		0	0	2	
6:45	0		2	7	0	0	2	7	18:45	5	16	1	6	0	0	6	22
7:00	1		3		0	0	4		19:00	3		1		0	0	4	
7:15	2		2		0	0	4		19:15	0		3		0	0	3	
7:30	13		16		0	0	29		19:30	0		2		0	0	2	
7:45	25	41	36	57	0	0	61	98	19:45	3	6	1	7	0	0	4	13
8:00	4		3		0	0	7		20:00	1		3		0	0	4	
8:15	2		2		0	0	4		20:15	0		2		0	0	2	
8:30	6		8		0	0	14		20:30	1		0		0	0	1	
8:45	4	16	2	15	0	0	6	31	20:45	0	2	1	6	0	0	1	8
9:00	1		2		0	0	3		21:00	0		1		0	0	1	
9:15	4		3		0	0	7		21:15	1		0		0	0	1	
9:30	3		1		0	0	4		21:30	1		2		0	0	3	
9:45	2	10	3	9	0	0	5	19	21:45	2	4	0	3	0	0	2	7
10:00	6		1		0	0	7		22:00	1		1		0	0	2	
10:15	2		3		0	0	5		22:15	0		0		0	0		
10:30	4		0		0	0	4		22:30	0		0		0	0		
10:45	2	14	1	5	0	0	3	19	22:45	0	1	0	1	0	0		2
11:00	2		6		0	0	8		23:00	0		1		0	0	1	
11:15	1		1		0	0	2		23:15	1		2		0	0	3	
11:30	5		3		0	0	8		23:30	0		0		0	0		
11:45	5	13	5	15	0	0	10	28	23:45	0	1	0	3	0	0		4
TOTALS		96		110				**206**	**TOTALS**		131		136				**267**
SPLIT %		46.6%		53.4%				**43.6%**	**SPLIT %**		49.1%		50.9%				**56.4%**

DAILY TOTALS	NB	SB	EB	WB	Total
	227	246	0	0	473

AM Peak Hour	7:15	7:00			**7:15**	**PM Peak Hour**	13:30	14:15			**13:45**
AM Pk Volume	44	57			**101**	**PM Pk Volume**	36	44			**79**
Pk Hr Factor	0.440	0.396			**0.414**	**Pk Hr Factor**	0.818	0.524			**0.637**
7 - 9 Volume	57	72	0	0	**129**	**4 - 6 Volume**	21	21	0	0	**42**
7 - 9 Peak Hour	7:15	7:00			**7:15**	**4 - 6 Peak Hour**	16:45	16:30			**16:45**
7 - 9 Pk Volume	44	57	0	0	**101**	**4 - 6 Pk Volume**	17	13	0	0	**28**
Pk Hr Factor	0.440	0.396	0.000	0.000	**0.414**	**Pk Hr Factor**	0.607	0.813	0.000	0.000	**0.700**

Prepared by NDS/ATD

Project #: CA23_020030_024 **City:** Burbank

Location: S Griffith Park Dr Bet. W Oak St & W **Date:** 1/17/2023

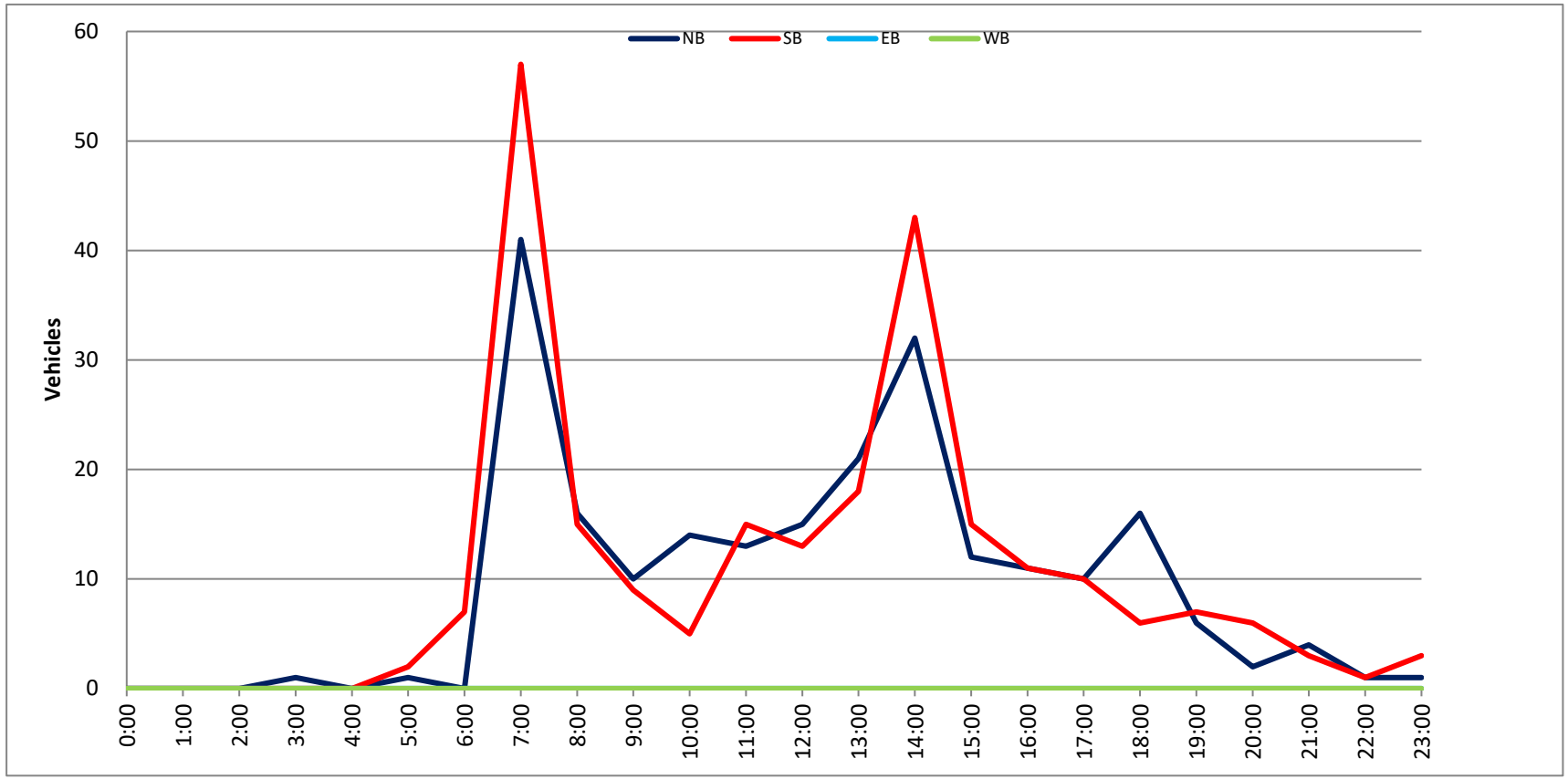

Prepared by National Data & Surveying Services

SPEED

S Griffith Park Dr Bet. W Oak St & W Alameda Ave

Day: Wednesday
Date: 1/18/2023

City: Burbank
Project #: CA23_020030_024n

North Bound

Time	< 15	15 - 19	20 - 24	25 - 29	30 - 34	35 - 39	40 - 44	45 - 49	50 - 54	55 - 59	60 - 64	65 - 69	70 +	Total
0:00 AM	0	0	0	0	0	0	0	0	0	0	0	0	0	0
0:15	0	0	0	0	0	0	0	0	0	0	0	0	0	0
0:30	0	0	0	0	0	0	0	0	0	0	0	0	0	0
0:45	0	0	0	0	0	0	0	0	0	0	0	0	0	0
1:00	0	0	0	0	0	0	0	0	0	0	0	0	0	0
1:15	0	0	0	0	0	0	0	0	0	0	0	0	0	0
1:30	0	0	0	0	0	0	0	0	0	0	0	0	0	0
1:45	0	0	0	0	0	0	0	0	0	0	0	0	0	0
2:00	0	0	0	0	0	0	0	0	0	0	0	0	0	0
2:15	0	0	1	0	0	0	0	0	0	0	0	0	0	1
2:30	0	0	0	0	0	0	0	0	0	0	0	0	0	0
2:45	0	0	0	0	0	0	0	0	0	0	0	0	0	0
3:00	0	0	0	0	0	0	0	0	0	0	0	0	0	0
3:15	0	0	0	0	0	0	0	0	0	0	0	0	0	0
3:30	0	0	0	0	0	0	0	0	0	0	0	0	0	0
3:45	0	0	0	0	0	0	0	0	0	0	0	0	0	0
4:00	0	0	0	0	0	0	0	0	0	0	0	0	0	0
4:15	0	0	0	0	0	0	0	0	0	0	0	0	0	0
4:30	0	0	0	0	0	0	0	0	0	0	0	0	0	0
4:45	0	0	0	0	0	0	0	0	0	0	0	0	0	0
5:00	0	0	0	0	0	0	0	0	0	0	0	0	0	0
5:15	0	0	0	0	0	0	0	0	0	0	0	0	0	0
5:30	1	0	0	0	0	0	0	0	0	0	0	0	0	1
5:45	0	0	0	0	0	0	0	0	0	0	0	0	0	0
6:00	0	0	1	0	0	0	0	0	0	0	0	0	0	1
6:15	0	0	0	0	0	0	0	0	0	0	0	0	0	0
6:30	0	0	0	0	0	0	0	0	0	0	0	0	0	0
6:45	1	0	1	0	0	0	0	0	0	0	0	0	0	2
7:00	0	0	0	0	0	0	0	0	0	0	0	0	0	0
7:15	1	3	1	1	0	0	0	0	0	0	0	0	0	6
7:30	3	5	2	1	0	0	0	0	0	0	0	0	0	11
7:45	0	6	9	5	1	0	0	0	0	0	0	0	0	21
8:00	0	0	1	1	0	0	0	0	0	0	0	0	0	2
8:15	0	0	2	2	0	0	0	0	0	0	0	0	0	4
8:30	0	0	1	0	0	0	0	0	0	0	0	0	0	1
8:45	2	1	2	0	0	0	0	0	0	0	0	0	0	5
9:00	1	0	1	0	0	0	0	0	0	0	0	0	0	2
9:15	0	1	2	1	0	0	0	0	0	0	0	0	0	4
9:30	1	2	0	0	0	0	0	0	0	0	0	0	0	3
9:45	0	1	1	0	0	0	0	0	0	0	0	0	0	2
10:00	0	2	0	0	0	0	0	0	0	0	0	0	0	2
10:15	0	3	1	0	0	0	0	0	0	0	0	0	0	4
10:30	1	3	2	0	0	0	0	0	0	0	0	0	0	6
10:45	0	2	3	0	0	0	0	0	0	0	0	0	0	5
11:00	0	0	1	1	0	0	0	0	0	0	0	0	0	2
11:15	0	0	1	0	0	0	0	0	0	0	0	0	0	1
11:30	1	0	3	0	1	0	0	0	0	0	0	0	0	5
11:45	1	1	1	0	0	0	0	0	0	0	0	0	0	3
12:00 PM	1	1	0	1	0	0	0	0	0	0	0	0	0	3
12:15	1	1	3	0	0	0	0	0	0	0	0	0	0	5
12:30	0	4	1	1	0	0	0	0	0	0	0	0	0	6
12:45	0	7	0	0	0	0	0	0	0	0	0	0	0	7
13:00	0	0	2	1	0	0	0	0	0	0	0	0	0	3
13:15	0	0	0	0	0	0	0	0	0	0	0	0	0	0
13:30	0	4	2	1	0	0	0	0	0	0	0	0	0	7
13:45	1	1	3	2	1	0	0	0	0	0	0	0	0	8
14:00	1	0	2	6	0	0	0	0	0	0	0	0	0	9
14:15	4	4	3	0	0	0	0	0	0	0	0	0	0	11
14:30	1	3	2	0	0	0	0	0	0	0	0	0	0	6
14:45	1	4	2	2	0	0	0	0	0	0	0	0	0	9
15:00	2	5	5	1	0	0	0	0	0	0	0	0	0	13
15:15	0	2	3	0	0	0	0	0	0	0	0	0	0	5
15:30	1	2	2	1	0	0	0	0	0	0	0	0	0	6
15:45	0	1	1	1	0	0	0	0	0	0	0	0	0	3
16:00	0	0	3	0	0	0	0	0	0	0	0	0	0	3
16:15	0	1	5	0	0	0	0	0	0	0	0	0	0	6
16:30	0	1	2	0	1	0	0	0	0	0	0	0	0	4
16:45	0	1	2	0	0	0	0	0	0	0	0	0	0	3
17:00	0	1	1	1	0	0	0	0	0	0	0	0	0	3
17:15	0	0	0	0	0	0	0	0	0	0	0	0	0	0
17:30	0	1	6	1	0	0	0	0	0	0	0	0	0	8
17:45	0	3	4	0	0	0	0	0	0	0	0	0	0	7
18:00	0	0	3	0	0	0	0	0	0	0	0	0	0	3
18:15	0	2	0	0	0	0	0	0	0	0	0	0	0	2
18:30	0	3	1	0	0	0	0	0	0	0	0	0	0	4
18:45	0	0	2	1	0	0	0	0	0	0	0	0	0	3
19:00	0	0	1	1	0	0	0	0	0	0	0	0	0	2
19:15	0	0	2	1	0	0	0	0	0	0	0	0	0	3
19:30	0	0	0	0	0	0	0	0	0	0	0	0	0	0
19:45	0	1	0	0	0	0	0	0	0	0	0	0	0	1
20:00	0	1	0	0	0	0	0	0	0	0	0	0	0	1
20:15	0	0	1	0	0	0	0	0	0	0	0	0	0	1
20:30	0	0	1	0	0	0	0	0	0	0	0	0	0	1
20:45	0	0	1	0	0	0	0	0	0	0	0	0	0	1
21:00	0	0	1	1	0	0	0	0	0	0	0	0	0	2
21:15	0	0	0	0	0	0	0	0	0	0	0	0	0	0
21:30	0	0	0	0	0	0	0	0	0	0	0	0	0	0
21:45	0	0	0	0	0	0	0	0	0	0	0	0	0	0
22:00	0	0	0	0	0	0	0	0	0	0	0	0	0	0
22:15	0	0	1	0	0	0	0	0	0	0	0	0	0	1
22:30	0	0	0	0	0	0	0	0	0	0	0	0	0	0
22:45	0	0	0	0	0	0	0	0	0	0	0	0	0	0
23:00	0	0	0	0	0	0	0	0	0	0	0	0	0	0
23:15	0	0	2	0	0	0	0	0	0	0	0	0	0	2
23:30	0	0	0	0	0	0	0	0	0	0	0	0	0	0
23:45	0	0	0	0	0	0	0	0	0	0	0	0	0	0
Totals	26	84	107	35	4									256
% of Totals	10%	33%	42%	14%	2%									100%

AM Volumes	13	30	37	12	2	0	0	0	0	0	0	0	0	94
% AM	5%	12%	14%	5%	1%									37%
AM Peak Hour	6:45	7:00	7:30	7:30	7:00									7:15
Volume	5	14	14	9	1									40
PM Volumes	13	54	70	23	2	0	0	0	0	0	0	0	0	162
% PM	5%	21%	27%	9%	1%									63%
PM Peak Hour	14:15	14:15	17:15	13:15	13:00									14:15
Volume	8	16	13	9	1									39

Directional Peak Periods	AM 7-9			NOON 12-2			PM 4-6			Off Peak Volumes		
All Classes	Volume	⟷	%	Volume	⟷	%	Volume	⟷	%	Volume	⟷	%
	50	⟷	20%	39	⟷	15%	34	⟷	13%	133	⟷	52%

Street Name	Direction	Percentiles					
		15th	50th	Average	85th	95th	ADT
S Griffith Park Dr	North Bound	16	21	20	25	29	256
S Griffith Park Dr	South Bound	14	19	18	23	25	249

Prepared by National Data & Surveying Services

SPEED

S Griffith Park Dr Bet. W Oak St & W Alameda Ave

Day: Wednesday
Date: 1/18/2023

City: Burbank
Project #: CA23_020030_024s

South Bound

Time	< 15	15 - 19	20 - 24	25 - 29	30 - 34	35 - 39	40 - 44	45 - 49	50 - 54	55 - 59	60 - 64	65 - 69	70 +	Total
0:00 AM	0	0	0	0	0	0	0	0	0	0	0	0	0	0
0:15	0	0	0	0	0	0	0	0	0	0	0	0	0	0
0:30	0	0	0	0	0	0	0	0	0	0	0	0	0	0
0:45	0	0	0	0	0	0	0	0	0	0	0	0	0	0
1:00	0	0	0	0	0	0	0	0	0	0	0	0	0	0
1:15	0	0	0	0	0	0	0	0	0	0	0	0	0	0
1:30	0	0	0	0	0	0	0	0	0	0	0	0	0	0
1:45	0	0	0	0	0	0	0	0	0	0	0	0	0	0
2:00	0	0	0	0	0	0	0	0	0	0	0	0	0	0
2:15	0	0	0	0	0	0	0	0	0	0	0	0	0	0
2:30	0	0	0	0	0	0	0	0	0	0	0	0	0	0
2:45	0	0	0	0	0	0	0	0	0	0	0	0	0	0
3:00	0	0	0	1	0	0	0	0	0	0	0	0	0	1
3:15	0	0	0	0	0	0	0	0	0	0	0	0	0	0
3:30	0	0	0	0	0	0	0	0	0	0	0	0	0	0
3:45	0	0	0	0	0	0	0	0	0	0	0	0	0	0
4:00	0	0	0	0	0	0	0	0	0	0	0	0	0	0
4:15	0	0	0	0	0	0	0	0	0	0	0	0	0	0
4:30	0	0	0	0	0	0	0	0	0	0	0	0	0	0
4:45	0	0	0	0	0	0	0	0	0	0	0	0	0	0
5:00	0	0	0	0	0	0	0	0	0	0	0	0	0	0
5:15	0	0	0	0	0	0	0	0	0	0	0	0	0	0
5:30	0	1	0	0	0	0	0	0	0	0	0	0	0	1
5:45	0	0	0	0	0	0	0	0	0	0	0	0	0	0
6:00	0	0	1	0	0	0	0	0	0	0	0	0	0	1
6:15	1	0	2	0	0	0	0	0	0	0	0	0	0	3
6:30	0	2	1	0	0	0	0	0	0	0	0	0	0	3
6:45	0	2	1	0	0	0	0	0	0	0	0	0	0	3
7:00	0	1	2	0	0	0	0	0	0	0	0	0	0	3
7:15	0	1	1	0	0	0	0	0	0	0	0	0	0	2
7:30	5	8	7	0	0	0	0	0	0	0	0	0	0	20
7:45	1	13	9	3	0	0	0	0	0	0	0	0	0	26
8:00	0	3	0	0	1	0	0	0	0	0	0	0	0	4
8:15	1	1	0	1	0	0	0	0	0	0	0	0	0	3
8:30	3	2	2	0	0	0	0	0	0	0	0	0	0	7
8:45	1	1	0	0	0	0	0	0	0	0	0	0	0	2
9:00	0	1	1	0	0	0	0	0	0	0	0	0	0	2
9:15	0	2	1	0	0	0	0	0	0	0	0	0	0	3
9:30	1	1	1	0	0	0	0	0	0	0	0	0	0	3
9:45	0	1	2	0	0	0	0	0	0	0	0	0	0	3
10:00	2	3	0	0	0	0	0	0	0	0	0	0	0	5
10:15	1	3	0	0	0	0	0	0	0	0	0	0	0	4
10:30	0	1	0	0	0	0	0	0	0	0	0	0	0	1
10:45	0	1	0	0	0	0	0	0	0	0	0	0	0	1
11:00	0	1	1	0	0	0	0	0	0	0	0	0	0	2
11:15	0	0	2	0	0	0	0	0	0	0	0	0	0	2
11:30	1	0	1	0	0	0	0	0	0	0	0	0	0	2
11:45	4	1	0	0	0	0	0	0	0	0	0	0	0	5
12:00 PM	0	0	2	0	0	0	0	0	0	0	0	0	0	2
12:15	0	1	0	0	0	0	0	0	0	0	0	0	0	1
12:30	0	5	1	0	0	0	0	0	0	0	0	0	0	6
12:45	0	1	0	0	0	0	0	0	0	0	0	0	0	1
13:00	0	1	3	0	0	0	0	0	0	0	0	0	0	4
13:15	1	0	0	0	0	0	0	0	0	0	0	0	0	1
13:30	1	1	2	0	1	0	0	0	0	0	0	0	0	5
13:45	1	0	1	0	0	0	0	0	0	0	0	0	0	2
14:00	0	2	0	0	0	0	0	0	0	0	0	0	0	2
14:15	2	5	3	0	0	0	0	0	0	0	0	0	0	10
14:30	3	3	1	0	1	0	0	0	0	0	0	0	0	8
14:45	0	4	2	0	0	0	0	0	0	0	0	0	0	6
15:00	8	16	5	0	0	0	0	0	0	0	0	0	0	29
15:15	0	6	4	0	0	0	0	0	0	0	0	0	0	10
15:30	0	1	1	0	0	0	0	0	0	0	0	0	0	2
15:45	1	1	1	0	0	0	0	0	0	0	0	0	0	3
16:00	0	1	0	0	0	0	0	0	0	0	0	0	0	1
16:15	1	0	3	0	0	0	0	0	0	0	0	0	0	4
16:30	1	2	2	0	0	0	0	0	0	0	0	0	0	5
16:45	0	0	1	0	0	0	0	0	0	0	0	0	0	1
17:00	1	2	1	0	0	0	0	0	0	0	0	0	0	4
17:15	0	3	1	0	0	0	0	0	0	0	0	0	0	4
17:30	0	0	1	0	0	0	0	0	0	0	0	0	0	1
17:45	1	1	1	0	0	0	0	0	0	0	0	0	0	3
18:00	0	2	1	0	0	0	0	0	0	0	0	0	0	3
18:15	0	1	0	0	0	0	0	0	0	0	0	0	0	1
18:30	0	1	0	0	0	0	0	0	0	0	0	0	0	1
18:45	0	3	0	0	0	0	0	0	0	0	0	0	0	3
19:00	0	1	1	0	0	0	0	0	0	0	0	0	0	2
19:15	0	0	2	0	0	0	0	0	0	0	0	0	0	2
19:30	0	1	2	0	0	0	0	0	0	0	0	0	0	3
19:45	0	0	1	0	0	0	0	0	0	0	0	0	0	1
20:00	0	0	0	0	0	0	0	0	0	0	0	0	0	0
20:15	0	0	0	0	0	0	0	0	0	0	0	0	0	0
20:30	0	0	1	0	0	0	0	0	0	0	0	0	0	1
20:45	1	0	1	0	0	0	0	0	0	0	0	0	0	2
21:00	0	0	0	0	0	0	0	0	0	0	0	0	0	0
21:15	0	0	0	0	0	0	0	0	0	0	0	0	0	0
21:30	0	0	2	0	0	0	0	0	0	0	0	0	0	2
21:45	0	0	0	0	0	0	0	0	0	0	0	0	0	0
22:00	0	0	1	0	0	0	0	0	0	0	0	0	0	1
22:15	0	0	0	0	0	0	0	0	0	0	0	0	0	0
22:30	0	0	0	0	0	0	0	0	0	0	0	0	0	0
22:45	0	0	0	0	0	0	0	0	0	0	0	0	0	0
23:00	0	0	0	0	0	0	0	0	0	0	0	0	0	0
23:15	0	0	0	0	0	0	0	0	0	0	0	0	0	0
23:30	0	0	0	0	0	0	0	0	0	0	0	0	0	0
23:45	0	0	0	0	0	0	0	0	0	0	0	0	0	0
Totals	43	115	83	5	3									249
% of Totals	17%	46%	33%	2%	1%									100%

AM Volumes	21	50	35	5	1	0	0	0	0	0	0	0	0	112
% AM	8%	20%	14%	2%	0%									45%
AM Peak Hour	7:30	7:15	7:00	7:30	7:15									7:30
Volume	7	25	19	4	1									53
PM Volumes	22	65	48	0	2	0	0	0	0	0	0	0	0	137
% PM	9%	26%	19%		1%									55%
PM Peak Hour	14:15	14:30	14:30		12:45									14:15
Volume	13	29	12		1									53

Directional Peak Periods	AM 7-9			NOON 12-2			PM 4-6			Off Peak Volumes		
All Classes	Volume	⟷	%	Volume	⟷	%	Volume	⟷	%	Volume	⟷	%
	67		27%	22		9%	23		9%	137		55%

Street Name	Direction	Percentiles					
		15th	50th	Average	85th	95th	ADT
S Griffith Park Dr	North Bound	16	21	20	25	29	256
S Griffith Park Dr	South Bound	14	19	18	23	25	249

Prepared by National Data & Surveying Services

SPEED

S Griffith Park Dr Bet. W Oak St & W Alameda Ave

Day: Wednesday
Date: 1/18/2023

City: Burbank
Project #: CA23_020030_024

Summary

Time	< 15	15 - 19	20 - 24	25 - 29	30 - 34	35 - 39	40 - 44	45 - 49	50 - 54	55 - 59	60 - 64	65 - 69	70 +	Total
0:00 AM	0	0	0	0	0	0	0	0	0	0	0	0	0	0
0:15	0	0	0	0	0	0	0	0	0	0	0	0	0	0
0:30	0	0	0	0	0	0	0	0	0	0	0	0	0	0
0:45	0	0	0	0	0	0	0	0	0	0	0	0	0	0
1:00	0	0	0	0	0	0	0	0	0	0	0	0	0	0
1:15	0	0	0	0	0	0	0	0	0	0	0	0	0	0
1:30	0	0	0	0	0	0	0	0	0	0	0	0	0	0
1:45	0	0	0	0	0	0	0	0	0	0	0	0	0	0
2:00	0	0	0	0	0	0	0	0	0	0	0	0	0	0
2:15	0	0	1	0	0	0	0	0	0	0	0	0	0	1
2:30	0	0	0	0	0	0	0	0	0	0	0	0	0	0
2:45	0	0	0	0	0	0	0	0	0	0	0	0	0	0
3:00	0	0	0	1	0	0	0	0	0	0	0	0	0	1
3:15	0	0	0	0	0	0	0	0	0	0	0	0	0	0
3:30	0	0	0	0	0	0	0	0	0	0	0	0	0	0
3:45	0	0	0	0	0	0	0	0	0	0	0	0	0	0
4:00	0	0	0	0	0	0	0	0	0	0	0	0	0	0
4:15	0	0	0	0	0	0	0	0	0	0	0	0	0	0
4:30	0	0	0	0	0	0	0	0	0	0	0	0	0	0
4:45	0	0	0	0	0	0	0	0	0	0	0	0	0	0
5:00	0	0	0	0	0	0	0	0	0	0	0	0	0	0
5:15	0	0	0	0	0	0	0	0	0	0	0	0	0	0
5:30	1	1	0	0	0	0	0	0	0	0	0	0	0	2
5:45	0	0	0	0	0	0	0	0	0	0	0	0	0	0
6:00	0	0	2	0	0	0	0	0	0	0	0	0	0	2
6:15	1	0	2	0	0	0	0	0	0	0	0	0	0	3
6:30	0	2	1	0	0	0	0	0	0	0	0	0	0	3
6:45	1	2	2	0	0	0	0	0	0	0	0	0	0	5
7:00	0	1	2	0	0	0	0	0	0	0	0	0	0	3
7:15	1	4	2	1	0	0	0	0	0	0	0	0	0	8
7:30	8	13	9	1	0	0	0	0	0	0	0	0	0	31
7:45	1	19	18	8	1	0	0	0	0	0	0	0	0	47
8:00	0	3	1	1	1	0	0	0	0	0	0	0	0	6
8:15	1	1	2	3	0	0	0	0	0	0	0	0	0	7
8:30	3	2	3	0	0	0	0	0	0	0	0	0	0	8
8:45	3	2	2	0	0	0	0	0	0	0	0	0	0	7
9:00	1	1	2	0	0	0	0	0	0	0	0	0	0	4
9:15	0	3	3	1	0	0	0	0	0	0	0	0	0	7
9:30	2	3	1	0	0	0	0	0	0	0	0	0	0	6
9:45	0	2	3	0	0	0	0	0	0	0	0	0	0	5
10:00	2	5	0	0	0	0	0	0	0	0	0	0	0	7
10:15	1	6	1	0	0	0	0	0	0	0	0	0	0	8
10:30	1	4	2	0	0	0	0	0	0	0	0	0	0	7
10:45	0	3	3	0	0	0	0	0	0	0	0	0	0	6
11:00	0	1	2	1	0	0	0	0	0	0	0	0	0	4
11:15	0	0	3	0	0	0	0	0	0	0	0	0	0	3
11:30	2	0	4	0	1	0	0	0	0	0	0	0	0	7
11:45	5	2	1	0	0	0	0	0	0	0	0	0	0	8
12:00 PM	1	1	2	1	0	0	0	0	0	0	0	0	0	5
12:15	1	2	3	0	0	0	0	0	0	0	0	0	0	6
12:30	0	9	2	1	0	0	0	0	0	0	0	0	0	12
12:45	0	8	0	0	0	0	0	0	0	0	0	0	0	8
13:00	0	1	5	1	0	0	0	0	0	0	0	0	0	7
13:15	1	0	0	0	0	0	0	0	0	0	0	0	0	1
13:30	1	5	4	1	1	0	0	0	0	0	0	0	0	12
13:45	2	1	4	2	1	0	0	0	0	0	0	0	0	10
14:00	1	2	2	6	0	0	0	0	0	0	0	0	0	11
14:15	6	9	6	0	0	0	0	0	0	0	0	0	0	21
14:30	4	6	3	0	1	0	0	0	0	0	0	0	0	14
14:45	1	8	4	2	0	0	0	0	0	0	0	0	0	15
15:00	10	21	10	1	0	0	0	0	0	0	0	0	0	42
15:15	0	8	7	0	0	0	0	0	0	0	0	0	0	15
15:30	1	3	3	1	0	0	0	0	0	0	0	0	0	8
15:45	1	2	2	1	0	0	0	0	0	0	0	0	0	6
16:00	0	1	3	0	0	0	0	0	0	0	0	0	0	4
16:15	1	1	8	0	0	0	0	0	0	0	0	0	0	10
16:30	1	3	4	0	1	0	0	0	0	0	0	0	0	9
16:45	0	1	3	0	0	0	0	0	0	0	0	0	0	4
17:00	1	3	2	1	0	0	0	0	0	0	0	0	0	7
17:15	0	3	1	0	0	0	0	0	0	0	0	0	0	4
17:30	0	1	7	1	0	0	0	0	0	0	0	0	0	9
17:45	1	4	5	0	0	0	0	0	0	0	0	0	0	10
18:00	0	2	4	0	0	0	0	0	0	0	0	0	0	6
18:15	0	3	0	0	0	0	0	0	0	0	0	0	0	3
18:30	0	4	1	0	0	0	0	0	0	0	0	0	0	5
18:45	0	3	2	1	0	0	0	0	0	0	0	0	0	6
19:00	0	1	2	1	0	0	0	0	0	0	0	0	0	4
19:15	0	0	4	1	0	0	0	0	0	0	0	0	0	5
19:30	0	1	2	0	0	0	0	0	0	0	0	0	0	3
19:45	0	1	1	0	0	0	0	0	0	0	0	0	0	2
20:00	0	1	0	0	0	0	0	0	0	0	0	0	0	1
20:15	0	0	1	0	0	0	0	0	0	0	0	0	0	1
20:30	0	0	2	0	0	0	0	0	0	0	0	0	0	2
20:45	1	0	2	0	0	0	0	0	0	0	0	0	0	3
21:00	0	0	1	1	0	0	0	0	0	0	0	0	0	2
21:15	0	0	0	0	0	0	0	0	0	0	0	0	0	0
21:30	0	0	2	0	0	0	0	0	0	0	0	0	0	2
21:45	0	0	0	0	0	0	0	0	0	0	0	0	0	0
22:00	0	0	1	0	0	0	0	0	0	0	0	0	0	1
22:15	0	0	1	0	0	0	0	0	0	0	0	0	0	1
22:30	0	0	0	0	0	0	0	0	0	0	0	0	0	0
22:45	0	0	0	0	0	0	0	0	0	0	0	0	0	0
23:00	0	0	0	0	0	0	0	0	0	0	0	0	0	0
23:15	0	0	2	0	0	0	0	0	0	0	0	0	0	2
23:30	0	0	0	0	0	0	0	0	0	0	0	0	0	0
23:45	0	0	0	0	0	0	0	0	0	0	0	0	0	0
Totals	69	199	190	40	7									505
% of Totals	14%	39%	38%	8%	1%									100%

AM Volumes	34	80	72	17	3	0	0	0	0	0	0	0	0	206
% AM	7%	16%	14%	3%	1%									41%
AM Peak Hour	6:45	7:15	7:00	7:30	7:15									7:15
Volume	10	39	31	13	2									92
PM Volumes	35	119	118	23	4	0	0	0	0	0	0	0	0	299
% PM	7%	24%	23%	5%	1%									59%
PM Peak Hour	14:15	14:15	14:30	13:15	13:00									14:15
Volume	21	44	24	9	2									92

Directional Peak Periods	AM 7-9			NOON 12-2			PM 4-6			Off Peak Volumes		
All Classes	Volume	↔	%	Volume	↔	%	Volume	↔	%	Volume	↔	%
	117		23%	61		12%	57		11%	270		53%

Street Name	Direction	Percentiles					
		15th	50th	Average	85th	95th	ADT
S Griffith Park Dr	Summary	15	20	19	24	28	505

Prepared by National Data & Surveying Services

SPEED

S Griffith Park Dr Bet. W Oak St & W Alameda Ave

Day: Wednesday
Date: 1/18/2023

City: Burbank
Project #: CA23_020030_024n

North Bound

Time	< 15	15 - 19	20 - 24	25 - 29	30 - 34	35 - 39	40 - 44	45 - 49	50 - 54	55 - 59	60 - 64	65 - 69	70 +	Total
0:00 AM	0	0	0	0	0	0	0	0	0	0	0	0	0	0
1:00	0	0	0	0	0	0	0	0	0	0	0	0	0	0
2:00	0	0	1	0	0	0	0	0	0	0	0	0	0	1
3:00	0	0	0	0	0	0	0	0	0	0	0	0	0	0
4:00	0	0	0	0	0	0	0	0	0	0	0	0	0	0
5:00	1	0	0	0	0	0	0	0	0	0	0	0	0	1
6:00	1	0	2	0	0	0	0	0	0	0	0	0	0	3
7:00	4	14	12	7	1	0	0	0	0	0	0	0	0	38
8:00	2	1	6	3	0	0	0	0	0	0	0	0	0	12
9:00	2	4	4	1	0	0	0	0	0	0	0	0	0	11
10:00	1	10	6	0	0	0	0	0	0	0	0	0	0	17
11:00	2	1	6	1	1	0	0	0	0	0	0	0	0	11
12:00 PM	2	13	4	2	0	0	0	0	0	0	0	0	0	21
13:00	1	5	7	4	1	0	0	0	0	0	0	0	0	18
14:00	7	11	9	8	0	0	0	0	0	0	0	0	0	35
15:00	3	10	11	3	0	0	0	0	0	0	0	0	0	27
16:00	0	3	12	0	1	0	0	0	0	0	0	0	0	16
17:00	0	5	11	2	0	0	0	0	0	0	0	0	0	18
18:00	0	5	6	1	0	0	0	0	0	0	0	0	0	12
19:00	0	1	3	2	0	0	0	0	0	0	0	0	0	6
20:00	0	1	3	0	0	0	0	0	0	0	0	0	0	4
21:00	0	0	1	1	0	0	0	0	0	0	0	0	0	2
22:00	0	0	1	0	0	0	0	0	0	0	0	0	0	1
23:00	0	0	2	0	0	0	0	0	0	0	0	0	0	2
Totals	26	84	107	35	4									256
% of Totals	10%	33%	42%	14%	2%									100%

AM Volumes	13	30	37	12	2	0	0	0	0	0	0	0	0	94
% AM	5%	12%	14%	5%	1%									37%
AM Peak Hour	7:00	7:00	7:00	7:00	7:00									7:00
Volume	4	14	12	7	1									38
PM Volumes	13	54	70	23	2	0	0	0	0	0	0	0	0	162
% PM	5%	21%	27%	9%	1%									63%
PM Peak Hour	14:00	12:00	16:00	14:00	13:00									14:00
Volume	7	13	12	8	1									35

Directional Peak Periods	AM 7-9			NOON 12-2			PM 4-6			Off Peak Volumes		
All Speeds	Volume		%	Volume		%	Volume		%	Volume		%
	50	↔	20%	39	↔	15%	34	↔	13%	133	↔	52%

Street Name	Direction	Percentiles					
		15th	50th	Average	85th	95th	ADT
S Griffith Park Dr	North Bound	16	21	20	25	29	256
S Griffith Park Dr	South Bound	14	19	18	23	25	249

Prepared by National Data & Surveying Services

SPEED

S Griffith Park Dr Bet. W Oak St & W Alameda Ave

Day: Wednesday
Date: 1/18/2023

City: Burbank
Project #: CA23_020030_024s

South Bound

Time	< 15	15 - 19	20 - 24	25 - 29	30 - 34	35 - 39	40 - 44	45 - 49	50 - 54	55 - 59	60 - 64	65 - 69	70 +	Total
0:00 AM	0	0	0	0	0	0	0	0	0	0	0	0	0	0
1:00	0	0	0	0	0	0	0	0	0	0	0	0	0	0
2:00	0	0	0	0	0	0	0	0	0	0	0	0	0	0
3:00	0	0	0	1	0	0	0	0	0	0	0	0	0	1
4:00	0	0	0	0	0	0	0	0	0	0	0	0	0	0
5:00	0	1	0	0	0	0	0	0	0	0	0	0	0	1
6:00	1	4	5	0	0	0	0	0	0	0	0	0	0	10
7:00	6	23	19	3	0	0	0	0	0	0	0	0	0	51
8:00	5	7	2	1	1	0	0	0	0	0	0	0	0	16
9:00	1	5	5	0	0	0	0	0	0	0	0	0	0	11
10:00	3	8	0	0	0	0	0	0	0	0	0	0	0	11
11:00	5	2	4	0	0	0	0	0	0	0	0	0	0	11
12:00 PM	0	7	3	0	0	0	0	0	0	0	0	0	0	10
13:00	3	2	6	0	1	0	0	0	0	0	0	0	0	12
14:00	5	14	6	0	1	0	0	0	0	0	0	0	0	26
15:00	9	24	11	0	0	0	0	0	0	0	0	0	0	44
16:00	2	3	6	0	0	0	0	0	0	0	0	0	0	11
17:00	2	6	4	0	0	0	0	0	0	0	0	0	0	12
18:00	0	7	1	0	0	0	0	0	0	0	0	0	0	8
19:00	0	2	6	0	0	0	0	0	0	0	0	0	0	8
20:00	1	0	2	0	0	0	0	0	0	0	0	0	0	3
21:00	0	0	2	0	0	0	0	0	0	0	0	0	0	2
22:00	0	0	1	0	0	0	0	0	0	0	0	0	0	1
23:00	0	0	0	0	0	0	0	0	0	0	0	0	0	0
Totals	43	115	83	5	3									249
% of Totals	17%	46%	33%	2%	1%									100%

AM Volumes	21	50	35	5	1	0	0	0	0	0	0	0	0	112
% AM	8%	20%	14%	2%	0%									45%
AM Peak Hour	7:00	7:00	7:00	7:00	8:00									7:00
Volume	6	23	19	3	1									51
PM Volumes	22	65	48	0	2	0	0	0	0	0	0	0	0	137
% PM	9%	26%	19%		1%									55%
PM Peak Hour	15:00	15:00	15:00		13:00									15:00
Volume	9	24	11		1									44

Directional Peak Periods	AM 7-9			NOON 12-2			PM 4-6			Off Peak Volumes		
All Speeds	Volume		%	Volume		%	Volume		%	Volume		%
	67	↔	27%	22	↔	9%	23	↔	9%	137	↔	55%

Street Name	Direction	Percentiles					
		15th	50th	Average	85th	95th	ADT
S Griffith Park Dr	North Bound	16	21	20	25	29	256
S Griffith Park Dr	South Bound	14	19	18	23	25	249

Prepared by National Data & Surveying Services

SPEED

S Griffith Park Dr Bet. W Oak St & W Alameda Ave

Day: Wednesday
Date: 1/18/2023

City: Burbank
Project #: CA23_020030_024

Summary

Time	< 15	15 - 19	20 - 24	25 - 29	30 - 34	35 - 39	40 - 44	45 - 49	50 - 54	55 - 59	60 - 64	65 - 69	70 +	Total
0:00 AM	0	0	0	0	0	0	0	0	0	0	0	0	0	0
1:00	0	0	0	0	0	0	0	0	0	0	0	0	0	0
2:00	0	0	1	0	0	0	0	0	0	0	0	0	0	1
3:00	0	0	0	1	0	0	0	0	0	0	0	0	0	1
4:00	0	0	0	0	0	0	0	0	0	0	0	0	0	0
5:00	1	1	0	0	0	0	0	0	0	0	0	0	0	2
6:00	2	4	7	0	0	0	0	0	0	0	0	0	0	13
7:00	10	37	31	10	1	0	0	0	0	0	0	0	0	89
8:00	7	8	8	4	1	0	0	0	0	0	0	0	0	28
9:00	3	9	9	1	0	0	0	0	0	0	0	0	0	22
10:00	4	18	6	0	0	0	0	0	0	0	0	0	0	28
11:00	7	3	10	1	1	0	0	0	0	0	0	0	0	22
12:00 PM	2	20	7	2	0	0	0	0	0	0	0	0	0	31
13:00	4	7	13	4	2	0	0	0	0	0	0	0	0	30
14:00	12	25	15	8	1	0	0	0	0	0	0	0	0	61
15:00	12	34	22	3	0	0	0	0	0	0	0	0	0	71
16:00	2	6	18	0	1	0	0	0	0	0	0	0	0	27
17:00	2	11	15	2	0	0	0	0	0	0	0	0	0	30
18:00	0	12	7	1	0	0	0	0	0	0	0	0	0	20
19:00	0	3	9	2	0	0	0	0	0	0	0	0	0	14
20:00	1	1	5	0	0	0	0	0	0	0	0	0	0	7
21:00	0	0	3	1	0	0	0	0	0	0	0	0	0	4
22:00	0	0	2	0	0	0	0	0	0	0	0	0	0	2
23:00	0	0	2	0	0	0	0	0	0	0	0	0	0	2
Totals	69	199	190	40	7									505
% of Totals	14%	39%	38%	8%	1%									100%

AM Volumes	34	80	72	17	3	0	0	0	0	0	0	0	0	206
% AM	7%	16%	14%	3%	1%									41%
AM Peak Hour	7:00	7:00	7:00	7:00	7:00									7:00
Volume	10	37	31	10	1									89
PM Volumes	35	119	118	23	4	0	0	0	0	0	0	0	0	299
% PM	7%	24%	23%	5%	1%									59%
PM Peak Hour	14:00	15:00	15:00	14:00	13:00									15:00
Volume	12	34	22	8	2									71

Directional Peak Periods	AM 7-9			NOON 12-2			PM 4-6			Off Peak Volumes		
All Speeds	Volume		%	Volume		%	Volume		%	Volume		%
	117	↔	23%	61	↔	12%	57	↔	11%	270	↔	53%

Street Name	Direction	Percentiles					
		15th	50th	Average	85th	95th	ADT
S Griffith Park Dr	Summary	15	20	19	24	28	505

Prepared by NDS/ATD

Prepared by National Data & Surveying Services

VOLUME

S Griffith Park Dr Bet. W Oak St & W Alameda Ave

Day: Wednesday
Date: 1/18/2023

City: Burbank
Project #: CA23_020030_024

DAILY TOTALS	NB	SB	EB	WB	Total
	256	249	0	0	505

AM Period	NB		SB		EB	WB	TOTAL		PM Period	NB		SB		EB	WB	TOTAL	
0:00	0		0		0	0			12:00	3		2		0	0	5	
0:15	0		0		0	0			12:15	5		1		0	0	6	
0:30	0		0		0	0			12:30	6		6		0	0	12	
0:45	0		0		0	0			12:45	7	21	1	10	0	0	8	31
1:00	0		0		0	0			13:00	3		4		0	0	7	
1:15	0		0		0	0			13:15	0		1		0	0	1	
1:30	0		0		0	0			13:30	7		5		0	0	12	
1:45	0		0		0	0			13:45	8	18	2	12	0	0	10	30
2:00	0		0		0	0			14:00	9		2		0	0	11	
2:15	1		0		0	0	1		14:15	11		10		0	0	21	
2:30	0		0		0	0			14:30	6		8		0	0	14	
2:45	0	1	0		0	0		1	14:45	9	35	6	26	0	0	15	61
3:00	0		1		0	0	1		15:00	13		29		0	0	42	
3:15	0		0		0	0			15:15	5		10		0	0	15	
3:30	0		0		0	0			15:30	6		2		0	0	8	
3:45	0		0	1	0	0		1	15:45	3	27	3	44	0	0	6	71
4:00	0		0		0	0			16:00	3		1		0	0	4	
4:15	0		0		0	0			16:15	6		4		0	0	10	
4:30	0		0		0	0			16:30	4		5		0	0	9	
4:45	0		0		0	0			16:45	3	16	1	11	0	0	4	27
5:00	0		0		0	0			17:00	3		4		0	0	7	
5:15	0		0		0	0			17:15	0		4		0	0	4	
5:30	1		1		0	0	2		17:30	8		1		0	0	9	
5:45	0	1	0	1	0	0		2	17:45	7	18	3	12	0	0	10	30
6:00	1		1		0	0	2		18:00	3		3		0	0	6	
6:15	0		3		0	0	3		18:15	2		1		0	0	3	
6:30	0		3		0	0	3		18:30	4		1		0	0	5	
6:45	2	3	3	10	0	0	5	13	18:45	3	12	3	8	0	0	6	20
7:00	0		3		0	0	3		19:00	2		2		0	0	4	
7:15	6		2		0	0	8		19:15	3		2		0	0	5	
7:30	11		20		0	0	31		19:30	0		3		0	0	3	
7:45	21	38	26	51	0	0	47	89	19:45	1	6	1	8	0	0	2	14
8:00	2		4		0	0	6		20:00	1		0		0	0	1	
8:15	4		3		0	0	7		20:15	1		0		0	0	1	
8:30	1		7		0	0	8		20:30	1		1		0	0	2	
8:45	5	12	2	16	0	0	7	28	20:45	1	4	2	3	0	0	3	7
9:00	2		2		0	0	4		21:00	2		0		0	0	2	
9:15	4		3		0	0	7		21:15	0		0		0	0		
9:30	3		3		0	0	6		21:30	0		2		0	0	2	
9:45	2	11	3	11	0	0	5	22	21:45	0	2	0	2	0	0		4
10:00	2		5		0	0	7		22:00	0		1		0	0	1	
10:15	4		4		0	0	8		22:15	1		0		0	0	1	
10:30	6		1		0	0	7		22:30	0		0		0	0		
10:45	5	17	1	11	0	0	6	28	22:45	0	1	0	1	0	0		2
11:00	2		2		0	0	4		23:00	0		0		0	0		
11:15	1		2		0	0	3		23:15	2		0		0	0	2	
11:30	5		2		0	0	7		23:30	0		0		0	0		
11:45	3	11	5	11	0	0	8	22	23:45	0	2	0		0	0		2
TOTALS		94		112				206	TOTALS		162		137				299
SPLIT %		45.6%		54.4%				40.8%	SPLIT %		54.2%		45.8%				59.2%

DAILY TOTALS	NB	SB	EB	WB	Total
	256	249	0	0	505

AM Peak Hour	7:15	7:30			7:15	PM Peak Hour	14:15	14:15			14:15
AM Pk Volume	40	53			92	PM Pk Volume	39	53			92
Pk Hr Factor	0.476	0.510			0.489	Pk Hr Factor	0.750	0.457			0.548
7 - 9 Volume	50	67	0	0	117	4 - 6 Volume	34	23	0	0	57
7 - 9 Peak Hour	7:15	7:30			7:15	4 - 6 Peak Hour	17:00	16:15			16:15
7 - 9 Pk Volume	40	53	0	0	92	4 - 6 Pk Volume	18	14	0	0	30
Pk Hr Factor	0.476	0.510	0.000	0.000	0.489	Pk Hr Factor	0.563	0.700	0.000	0.000	0.750

Prepared by NDS/ATD

Project #: CA23_020030_024 **City:** Burbank

Location: S Griffith Park Dr Bet. W Oak St & W **Date:** 1/18/2023

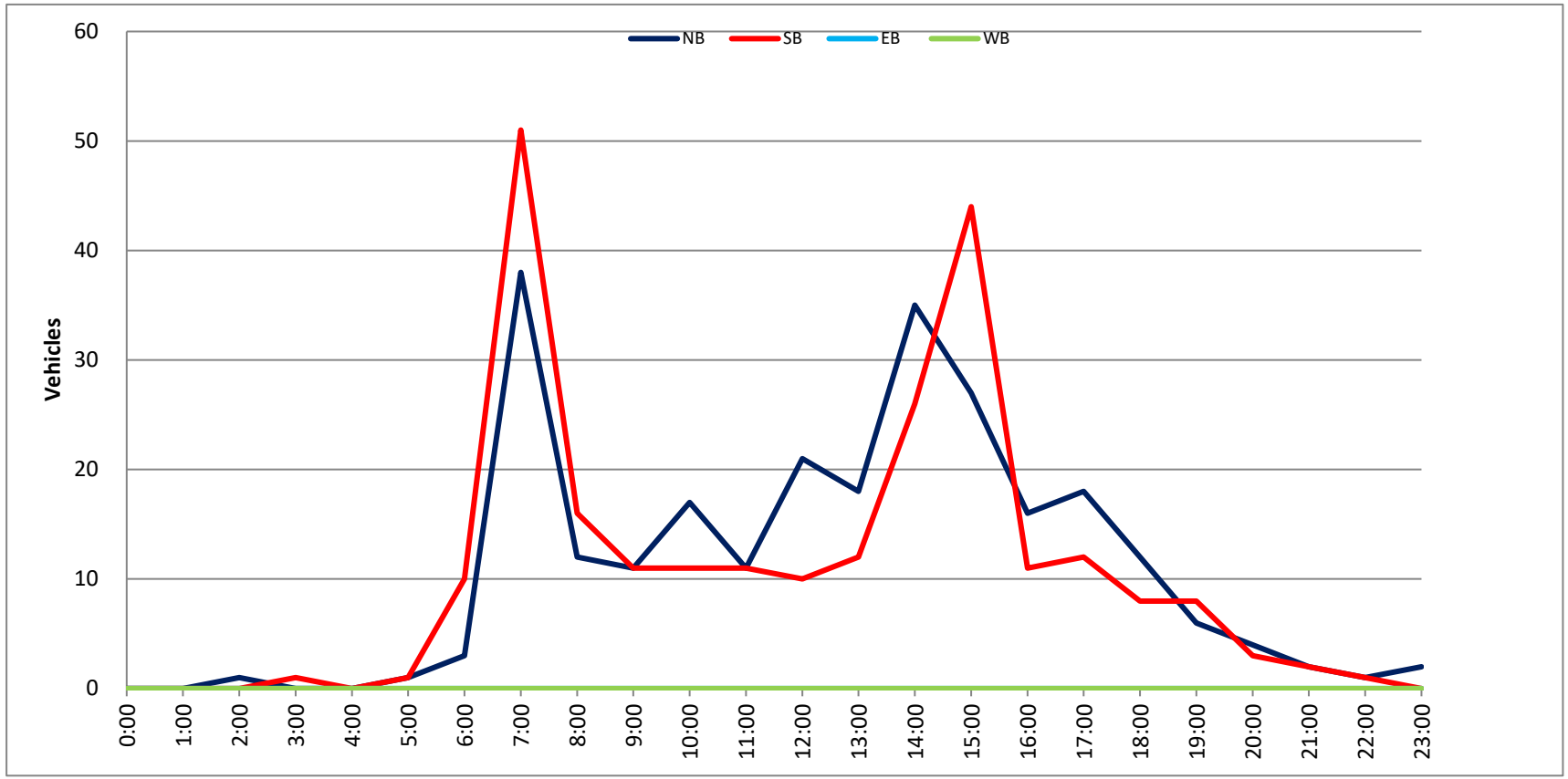

Prepared by National Data & Surveying Services

SPEED

S Griffith Park Dr Bet. W Oak St & W Alameda Ave

Day: Thursday
Date: 1/19/2023

City: Burbank
Project #: CA23_020030_024n

North Bound

Time	< 15	15 - 19	20 - 24	25 - 29	30 - 34	35 - 39	40 - 44	45 - 49	50 - 54	55 - 59	60 - 64	65 - 69	70 +	Total
0:00 AM	0	0	0	0	0	0	0	0	0	0	0	0	0	0
0:15	0	0	0	0	0	0	0	0	0	0	0	0	0	0
0:30	0	0	1	0	0	0	0	0	0	0	0	0	0	1
0:45	0	0	0	0	0	0	0	0	0	0	0	0	0	0
1:00	0	0	0	0	0	0	0	0	0	0	0	0	0	0
1:15	0	0	0	0	0	0	0	0	0	0	0	0	0	0
1:30	0	0	0	0	0	0	0	0	0	0	0	0	0	0
1:45	0	0	1	0	0	0	0	0	0	0	0	0	0	1
2:00	0	0	0	0	0	0	0	0	0	0	0	0	0	0
2:15	0	0	0	0	0	0	0	0	0	0	0	0	0	0
2:30	0	0	0	0	0	0	0	0	0	0	0	0	0	0
2:45	0	0	0	0	0	0	0	0	0	0	0	0	0	0
3:00	0	0	0	0	0	0	0	0	0	0	0	0	0	0
3:15	0	0	0	0	0	0	0	0	0	0	0	0	0	0
3:30	0	0	0	0	0	0	0	0	0	0	0	0	0	0
3:45	0	0	0	0	0	0	0	0	0	0	0	0	0	0
4:00	0	0	0	0	0	0	0	0	0	0	0	0	0	0
4:15	0	0	0	0	0	0	0	0	0	0	0	0	0	0
4:30	0	0	0	0	0	0	0	0	0	0	0	0	0	0
4:45	0	0	0	0	0	0	0	0	0	0	0	0	0	0
5:00	0	0	1	0	0	0	0	0	0	0	0	0	0	1
5:15	0	0	0	0	0	0	0	0	0	0	0	0	0	0
5:30	0	1	0	0	0	0	0	0	0	0	0	0	0	1
5:45	0	0	0	0	0	0	0	0	0	0	0	0	0	0
6:00	0	0	0	0	0	0	0	0	0	0	0	0	0	0
6:15	0	0	1	0	0	0	0	0	0	0	0	0	0	1
6:30	0	0	2	0	0	0	0	0	0	0	0	0	0	2
6:45	0	1	1	0	0	0	0	0	0	0	0	0	0	2
7:00	0	0	1	1	0	0	0	0	0	0	0	0	0	2
7:15	0	2	2	1	0	0	0	0	0	0	0	0	0	5
7:30	2	4	3	2	0	0	0	0	0	0	0	0	0	11
7:45	1	5	5	4	1	0	0	0	0	0	0	0	0	16
8:00	0	1	3	2	0	0	0	0	0	0	0	0	0	6
8:15	0	0	2	2	0	0	0	0	0	0	0	0	0	4
8:30	0	0	2	1	0	0	0	0	0	0	0	0	0	3
8:45	1	2	0	0	0	0	0	0	0	0	0	0	0	3
9:00	1	1	1	0	0	0	0	0	0	0	0	0	0	3
9:15	0	2	2	1	0	0	0	0	0	0	0	0	0	5
9:30	0	1	1	1	0	0	0	0	0	0	0	0	0	3
9:45	0	1	2	1	0	0	0	0	0	0	0	0	0	4
10:00	0	3	1	0	0	0	0	0	0	0	0	0	0	4
10:15	2	3	2	0	0	0	0	0	0	0	0	0	0	7
10:30	0	1	3	2	0	0	0	0	0	0	0	0	0	6
10:45	0	3	0	0	0	0	0	0	0	0	0	0	0	3
11:00	0	0	1	1	0	0	0	0	0	0	0	0	0	2
11:15	0	0	2	0	0	0	0	0	0	0	0	0	0	2
11:30	1	1	4	0	1	0	0	0	0	0	0	0	0	7
11:45	1	2	2	1	0	0	0	0	0	0	0	0	0	6
12:00 PM	0	0	1	0	0	0	0	0	0	0	0	0	0	1
12:15	1	1	4	1	1	0	0	0	0	0	0	0	0	8
12:30	0	1	0	1	0	0	0	0	0	0	0	0	0	2
12:45	0	10	1	1	0	0	0	0	0	0	0	0	0	12
13:00	1	1	2	1	0	0	0	0	0	0	0	0	0	5
13:15	0	1	1	1	0	0	0	0	0	0	0	0	0	3
13:30	0	1	1	1	1	0	0	0	0	0	0	0	0	4
13:45	1	0	2	0	1	0	0	0	0	0	0	0	0	4
14:00	1	1	4	4	1	0	0	0	0	0	0	0	0	11
14:15	2	5	4	1	1	0	0	0	0	0	0	0	0	13
14:30	1	4	0	0	1	0	0	0	0	0	0	0	0	6
14:45	0	2	3	0	1	0	0	0	0	0	0	0	0	6
15:00	3	8	6	2	0	0	0	0	0	0	0	0	0	19
15:15	0	1	1	1	0	0	0	0	0	0	0	0	0	3
15:30	0	0	1	2	1	0	0	0	0	0	0	0	0	4
15:45	0	2	2	1	1	0	0	0	0	0	0	0	0	6
16:00	1	0	1	0	1	0	0	0	0	0	0	0	0	3
16:15	0	1	3	0	0	0	0	0	0	0	0	0	0	4
16:30	0	0	3	1	1	0	0	0	0	0	0	0	0	5
16:45	0	2	0	0	0	0	0	0	0	0	0	0	0	2
17:00	0	1	1	1	0	0	0	0	0	0	0	0	0	3
17:15	0	0	1	1	0	0	0	0	0	0	0	0	0	2
17:30	0	2	7	1	0	0	0	0	0	0	0	0	0	10
17:45	0	1	5	0	0	0	0	0	0	0	0	0	0	6
18:00	0	0	5	1	0	0	0	0	0	0	0	0	0	6
18:15	0	0	1	1	0	0	0	0	0	0	0	0	0	2
18:30	0	6	1	0	0	0	0	0	0	0	0	0	0	7
18:45	0	0	2	1	0	0	0	0	0	0	0	0	0	3
19:00	0	1	2	1	0	0	0	0	0	0	0	0	0	4
19:15	0	0	0	0	0	0	0	0	0	0	0	0	0	0
19:30	0	0	1	0	0	0	0	0	0	0	0	0	0	1
19:45	0	1	1	0	0	0	0	0	0	0	0	0	0	2
20:00	0	2	1	0	0	0	0	0	0	0	0	0	0	3
20:15	0	0	1	1	0	0	0	0	0	0	0	0	0	2
20:30	0	0	2	1	0	0	0	0	0	0	0	0	0	3
20:45	0	1	2	1	0	0	0	0	0	0	0	0	0	4
21:00	0	0	2	0	0	0	0	0	0	0	0	0	0	2
21:15	0	0	0	0	0	0	0	0	0	0	0	0	0	0
21:30	0	0	1	0	0	0	0	0	0	0	0	0	0	1
21:45	0	0	0	0	0	0	0	0	0	0	0	0	0	0
22:00	0	1	0	0	0	0	0	0	0	0	0	0	0	1
22:15	0	0	1	0	0	0	0	0	0	0	0	0	0	1
22:30	0	0	0	0	0	0	0	0	0	0	0	0	0	0
22:45	0	0	0	0	0	0	0	0	0	0	0	0	0	0
23:00	0	0	0	0	0	0	0	0	0	0	0	0	0	0
23:15	0	0	1	0	0	0	0	0	0	0	0	0	0	1
23:30	0	0	0	1	0	0	0	0	0	0	0	0	0	1
23:45	0	0	0	0	0	0	0	0	0	0	0	0	0	0
Totals	20	91	124	49	11									297
% of Totals	7%	31%	42%	16%	4%									100%

AM Volumes	9	34	46	20	2	0	0	0	0	0	0	0	0	111
% AM	3%	11%	15%	7%	1%									37%
AM Peak Hour	7:00	7:15	7:15	7:30	11:30									7:15
Volume	3	12	13	10	2									38
PM Volumes	11	57	78	29	11	0	0	0	0	0	0	0	0	186
% PM	4%	19%	26%	10%	4%									63%
PM Peak Hour	14:15	14:15	17:15	13:15	13:30									14:15
Volume	6	19	18	6	4									44

Directional Peak Periods	AM 7-9			NOON 12-2			PM 4-6			Off Peak Volumes		
All Classes	Volume	⟷	%	Volume	⟷	%	Volume	⟷	%	Volume	⟷	%
	50		17%	39		13%	35		12%	173		58%

Street Name	Direction	Percentiles					
		15th	50th	Average	85th	95th	ADT
S Griffith Park Dr	North Bound	16	22	21	27	30	297
S Griffith Park Dr	South Bound	13	19	19	24	28	290

Prepared by National Data & Surveying Services

SPEED

S Griffith Park Dr Bet. W Oak St & W Alameda Ave

Day: Thursday
Date: 1/19/2023

City: Burbank
Project #: CA23_020030_024s

South Bound

Time	< 15	15 - 19	20 - 24	25 - 29	30 - 34	35 - 39	40 - 44	45 - 49	50 - 54	55 - 59	60 - 64	65 - 69	70 +	Total
0:00 AM	0	0	1	0	0	0	0	0	0	0	0	0	0	1
0:15	0	0	0	0	0	0	0	0	0	0	0	0	0	0
0:30	0	0	0	0	0	0	0	0	0	0	0	0	0	0
0:45	0	0	0	0	0	0	0	0	0	0	0	0	0	0
1:00	0	0	0	0	0	0	0	0	0	0	0	0	0	0
1:15	0	0	0	0	0	0	0	0	0	0	0	0	0	0
1:30	0	0	0	0	0	0	0	0	0	0	0	0	0	0
1:45	0	0	0	0	0	0	0	0	0	0	0	0	0	0
2:00	0	0	1	0	0	0	0	0	0	0	0	0	0	1
2:15	0	0	0	0	0	0	0	0	0	0	0	0	0	0
2:30	0	0	0	0	0	0	0	0	0	0	0	0	0	0
2:45	0	0	0	0	0	0	0	0	0	0	0	0	0	0
3:00	0	0	0	0	0	0	0	0	0	0	0	0	0	0
3:15	0	0	0	0	0	0	0	0	0	0	0	0	0	0
3:30	0	0	0	0	0	0	0	0	0	0	0	0	0	0
3:45	0	0	0	0	0	0	0	0	0	0	0	0	0	0
4:00	0	0	0	0	0	0	0	0	0	0	0	0	0	0
4:15	0	0	0	0	0	0	0	0	0	0	0	0	0	0
4:30	0	0	0	0	0	0	0	0	0	0	0	0	0	0
4:45	0	0	0	0	0	0	0	0	0	0	0	0	0	0
5:00	0	0	1	0	0	0	0	0	0	0	0	0	0	1
5:15	0	0	0	0	0	0	0	0	0	0	0	0	0	0
5:30	0	0	0	0	0	0	0	0	0	0	0	0	0	0
5:45	0	1	1	0	0	0	0	0	0	0	0	0	0	2
6:00	0	2	1	0	0	0	0	0	0	0	0	0	0	3
6:15	0	1	1	0	0	0	0	0	0	0	0	0	0	2
6:30	0	0	0	0	0	0	0	0	0	0	0	0	0	0
6:45	1	1	1	0	0	0	0	0	0	0	0	0	0	3
7:00	1	1	0	0	0	0	0	0	0	0	0	0	0	2
7:15	1	1	0	0	0	0	0	0	0	0	0	0	0	2
7:30	0	6	6	1	0	0	0	0	0	0	0	0	0	13
7:45	2	21	17	1	0	0	0	0	0	0	0	0	0	41
8:00	1	2	1	1	0	0	0	0	0	0	0	0	0	5
8:15	1	1	0	1	0	0	0	0	0	0	0	0	0	3
8:30	3	6	2	1	0	0	0	0	0	0	0	0	0	12
8:45	1	2	0	1	0	0	0	0	0	0	0	0	0	4
9:00	1	0	0	0	0	0	0	0	0	0	0	0	0	1
9:15	3	1	2	0	0	0	0	0	0	0	0	0	0	6
9:30	1	1	0	0	0	0	0	0	0	0	0	0	0	2
9:45	2	0	1	1	0	0	0	0	0	0	0	0	0	4
10:00	0	1	0	1	0	0	0	0	0	0	0	0	0	2
10:15	2	0	1	0	0	0	0	0	0	0	0	0	0	3
10:30	0	1	1	0	0	0	0	0	0	0	0	0	0	2
10:45	1	0	0	1	0	0	0	0	0	0	0	0	0	2
11:00	1	2	2	1	0	0	0	0	0	0	0	0	0	6
11:15	1	0	0	0	0	0	0	0	0	0	0	0	0	1
11:30	1	0	1	0	0	0	0	0	0	0	0	0	0	2
11:45	6	0	2	1	0	0	0	0	0	0	0	0	0	9
12:00 PM	0	1	0	1	0	0	0	0	0	0	0	0	0	2
12:15	2	4	0	0	0	0	0	0	0	0	0	0	0	6
12:30	1	1	1	0	0	0	0	0	0	0	0	0	0	3
12:45	1	2	1	0	0	0	0	0	0	0	0	0	0	4
13:00	0	2	1	1	0	0	0	0	0	0	0	0	0	4
13:15	1	6	1	1	0	0	0	0	0	0	0	0	0	9
13:30	2	3	0	1	1	0	0	0	0	0	0	0	0	7
13:45	0	3	5	0	0	0	0	0	0	0	0	0	0	8
14:00	1	2	1	1	1	0	0	0	0	0	0	0	0	6
14:15	2	14	4	0	0	0	0	0	0	0	0	0	0	20
14:30	0	5	2	0	0	0	0	0	0	0	0	0	0	7
14:45	3	1	3	1	0	0	0	0	0	0	0	0	0	8
15:00	2	0	0	0	0	0	0	0	0	0	0	0	0	2
15:15	0	1	2	1	0	0	0	0	0	0	0	0	0	4
15:30	1	1	1	2	0	0	0	0	0	0	0	0	0	5
15:45	1	0	1	0	0	0	0	0	0	0	0	0	0	2
16:00	0	1	2	1	0	0	0	0	0	0	0	0	0	4
16:15	0	0	1	0	0	0	0	0	0	0	0	0	0	1
16:30	1	0	1	2	0	0	0	0	0	0	0	0	0	4
16:45	1	1	1	0	0	0	0	0	0	0	0	0	0	3
17:00	2	0	0	0	0	0	0	0	0	0	0	0	0	2
17:15	2	1	1	0	0	0	0	0	0	0	0	0	0	4
17:30	1	1	2	1	0	0	0	0	0	0	0	0	0	5
17:45	2	0	1	1	0	0	0	0	0	0	0	0	0	4
18:00	1	1	1	0	0	0	0	0	0	0	0	0	0	3
18:15	0	1	1	0	0	0	0	0	0	0	0	0	0	2
18:30	0	1	1	0	0	0	0	0	0	0	0	0	0	2
18:45	0	1	0	0	0	0	0	0	0	0	0	0	0	1
19:00	0	1	0	0	0	0	0	0	0	0	0	0	0	1
19:15	1	2	1	0	0	0	0	0	0	0	0	0	0	4
19:30	0	1	1	0	0	0	0	0	0	0	0	0	0	2
19:45	0	0	1	0	0	0	0	0	0	0	0	0	0	1
20:00	0	1	1	1	0	0	0	0	0	0	0	0	0	3
20:15	0	0	2	0	0	0	0	0	0	0	0	0	0	2
20:30	0	0	1	0	0	0	0	0	0	0	0	0	0	1
20:45	0	0	0	0	0	0	0	0	0	0	0	0	0	0
21:00	0	1	1	0	0	0	0	0	0	0	0	0	0	2
21:15	0	0	0	0	0	0	0	0	0	0	0	0	0	0
21:30	0	1	1	0	0	0	0	0	0	0	0	0	0	2
21:45	0	0	0	1	0	0	0	0	0	0	0	0	0	1
22:00	0	0	1	0	0	0	0	0	0	0	0	0	0	1
22:15	0	0	0	0	0	0	0	0	0	0	0	0	0	0
22:30	0	0	0	0	0	0	0	0	0	0	0	0	0	0
22:45	0	0	1	0	0	0	0	0	0	0	0	0	0	1
23:00	0	0	0	1	0	0	0	0	0	0	0	0	0	1
23:15	0	0	1	0	0	0	0	0	0	0	0	0	0	1
23:30	0	0	0	0	0	0	0	0	0	0	0	0	0	0
23:45	0	0	0	0	0	0	0	0	0	0	0	0	0	0
Totals	58	112	90	28	2									290
% of Totals	20%	39%	31%	10%	1%									100%

AM Volumes	30	51	43	11	0	0	0	0	0	0	0	0	0	135
% AM	10%	18%	15%	4%										47%
AM Peak Hour	11:00	7:15	7:15	7:30										7:30
Volume	9	30	24	4										62
PM Volumes	28	61	47	17	2	0	0	0	0	0	0	0	0	155
% PM	10%	21%	16%	6%	1%									53%
PM Peak Hour	14:15	13:45	13:45	14:45	13:15									13:30
Volume	7	24	12	4	2									41

Directional Peak Periods	AM 7-9			NOON 12-2			PM 4-6			Off Peak Volumes		
All Classes	Volume	⟷	%	Volume	⟷	%	Volume	⟷	%	Volume	⟷	%
	82	⟷	28%	43	⟷	15%	27	⟷	9%	138	⟷	48%

Street Name	Direction	Percentiles					
		15th	50th	Average	85th	95th	ADT
S Griffith Park Dr	North Bound	16	22	21	27	30	297
S Griffith Park Dr	South Bound	13	19	19	24	28	290

Prepared by National Data & Surveying Services

SPEED

S Griffith Park Dr Bet. W Oak St & W Alameda Ave

Day: Thursday
Date: 1/19/2023

City: Burbank
Project #: CA23_020030_024

Summary

Time	< 15	15 - 19	20 - 24	25 - 29	30 - 34	35 - 39	40 - 44	45 - 49	50 - 54	55 - 59	60 - 64	65 - 69	70 +	Total
0:00 AM	0	0	1	0	0	0	0	0	0	0	0	0	0	1
0:15	0	0	0	0	0	0	0	0	0	0	0	0	0	0
0:30	0	0	1	0	0	0	0	0	0	0	0	0	0	1
0:45	0	0	0	0	0	0	0	0	0	0	0	0	0	0
1:00	0	0	0	0	0	0	0	0	0	0	0	0	0	0
1:15	0	0	0	0	0	0	0	0	0	0	0	0	0	0
1:30	0	0	0	0	0	0	0	0	0	0	0	0	0	0
1:45	0	0	1	0	0	0	0	0	0	0	0	0	0	1
2:00	0	0	1	0	0	0	0	0	0	0	0	0	0	1
2:15	0	0	0	0	0	0	0	0	0	0	0	0	0	0
2:30	0	0	0	0	0	0	0	0	0	0	0	0	0	0
2:45	0	0	0	0	0	0	0	0	0	0	0	0	0	0
3:00	0	0	0	0	0	0	0	0	0	0	0	0	0	0
3:15	0	0	0	0	0	0	0	0	0	0	0	0	0	0
3:30	0	0	0	0	0	0	0	0	0	0	0	0	0	0
3:45	0	0	0	0	0	0	0	0	0	0	0	0	0	0
4:00	0	0	0	0	0	0	0	0	0	0	0	0	0	0
4:15	0	0	0	0	0	0	0	0	0	0	0	0	0	0
4:30	0	0	0	0	0	0	0	0	0	0	0	0	0	0
4:45	0	0	0	0	0	0	0	0	0	0	0	0	0	0
5:00	0	0	2	0	0	0	0	0	0	0	0	0	0	2
5:15	0	0	0	0	0	0	0	0	0	0	0	0	0	0
5:30	0	1	0	0	0	0	0	0	0	0	0	0	0	1
5:45	0	1	1	0	0	0	0	0	0	0	0	0	0	2
6:00	0	2	1	0	0	0	0	0	0	0	0	0	0	3
6:15	0	1	2	0	0	0	0	0	0	0	0	0	0	3
6:30	0	0	2	0	0	0	0	0	0	0	0	0	0	2
6:45	1	2	2	0	0	0	0	0	0	0	0	0	0	5
7:00	1	1	1	1	0	0	0	0	0	0	0	0	0	4
7:15	1	3	2	1	0	0	0	0	0	0	0	0	0	7
7:30	2	10	9	3	0	0	0	0	0	0	0	0	0	24
7:45	3	26	22	5	1	0	0	0	0	0	0	0	0	57
8:00	1	3	4	3	0	0	0	0	0	0	0	0	0	11
8:15	1	1	2	3	0	0	0	0	0	0	0	0	0	7
8:30	3	6	4	2	0	0	0	0	0	0	0	0	0	15
8:45	2	4	0	1	0	0	0	0	0	0	0	0	0	7
9:00	2	1	1	0	0	0	0	0	0	0	0	0	0	4
9:15	3	3	4	1	0	0	0	0	0	0	0	0	0	11
9:30	1	2	1	1	0	0	0	0	0	0	0	0	0	5
9:45	2	1	3	2	0	0	0	0	0	0	0	0	0	8
10:00	0	4	1	1	0	0	0	0	0	0	0	0	0	6
10:15	4	3	3	0	0	0	0	0	0	0	0	0	0	10
10:30	0	2	4	2	0	0	0	0	0	0	0	0	0	8
10:45	1	3	0	1	0	0	0	0	0	0	0	0	0	5
11:00	1	2	3	2	0	0	0	0	0	0	0	0	0	8
11:15	1	0	2	0	0	0	0	0	0	0	0	0	0	3
11:30	2	1	5	0	1	0	0	0	0	0	0	0	0	9
11:45	7	2	4	2	0	0	0	0	0	0	0	0	0	15
12:00 PM	0	1	1	1	0	0	0	0	0	0	0	0	0	3
12:15	3	5	4	1	1	0	0	0	0	0	0	0	0	14
12:30	1	2	1	1	0	0	0	0	0	0	0	0	0	5
12:45	1	12	2	1	0	0	0	0	0	0	0	0	0	16
13:00	1	3	3	2	0	0	0	0	0	0	0	0	0	9
13:15	1	7	2	2	0	0	0	0	0	0	0	0	0	12
13:30	2	4	1	2	2	0	0	0	0	0	0	0	0	11
13:45	1	3	7	0	1	0	0	0	0	0	0	0	0	12
14:00	2	3	5	5	2	0	0	0	0	0	0	0	0	17
14:15	4	19	8	1	1	0	0	0	0	0	0	0	0	33
14:30	1	9	2	0	1	0	0	0	0	0	0	0	0	13
14:45	3	3	6	1	1	0	0	0	0	0	0	0	0	14
15:00	5	8	6	2	0	0	0	0	0	0	0	0	0	21
15:15	0	2	3	2	0	0	0	0	0	0	0	0	0	7
15:30	1	1	2	4	1	0	0	0	0	0	0	0	0	9
15:45	1	2	3	1	1	0	0	0	0	0	0	0	0	8
16:00	1	1	3	1	1	0	0	0	0	0	0	0	0	7
16:15	0	1	4	0	0	0	0	0	0	0	0	0	0	5
16:30	1	0	4	3	1	0	0	0	0	0	0	0	0	9
16:45	1	3	1	0	0	0	0	0	0	0	0	0	0	5
17:00	2	1	1	1	0	0	0	0	0	0	0	0	0	5
17:15	2	1	2	1	0	0	0	0	0	0	0	0	0	6
17:30	1	3	9	2	0	0	0	0	0	0	0	0	0	15
17:45	2	1	6	1	0	0	0	0	0	0	0	0	0	10
18:00	1	1	6	1	0	0	0	0	0	0	0	0	0	9
18:15	0	1	2	1	0	0	0	0	0	0	0	0	0	4
18:30	0	7	2	0	0	0	0	0	0	0	0	0	0	9
18:45	0	1	2	1	0	0	0	0	0	0	0	0	0	4
19:00	0	2	2	1	0	0	0	0	0	0	0	0	0	5
19:15	1	2	1	0	0	0	0	0	0	0	0	0	0	4
19:30	0	1	2	0	0	0	0	0	0	0	0	0	0	3
19:45	0	1	2	0	0	0	0	0	0	0	0	0	0	3
20:00	0	3	2	1	0	0	0	0	0	0	0	0	0	6
20:15	0	0	3	1	0	0	0	0	0	0	0	0	0	4
20:30	0	0	3	1	0	0	0	0	0	0	0	0	0	4
20:45	0	1	2	1	0	0	0	0	0	0	0	0	0	4
21:00	0	1	3	0	0	0	0	0	0	0	0	0	0	4
21:15	0	0	0	0	0	0	0	0	0	0	0	0	0	0
21:30	0	1	2	0	0	0	0	0	0	0	0	0	0	3
21:45	0	0	0	1	0	0	0	0	0	0	0	0	0	1
22:00	0	1	1	0	0	0	0	0	0	0	0	0	0	2
22:15	0	0	1	0	0	0	0	0	0	0	0	0	0	1
22:30	0	0	0	0	0	0	0	0	0	0	0	0	0	0
22:45	0	0	1	0	0	0	0	0	0	0	0	0	0	1
23:00	0	0	0	1	0	0	0	0	0	0	0	0	0	1
23:15	0	0	2	0	0	0	0	0	0	0	0	0	0	2
23:30	0	0	0	1	0	0	0	0	0	0	0	0	0	1
23:45	0	0	0	0	0	0	0	0	0	0	0	0	0	0
Totals	78	203	214	77	15									587
% of Totals	13%	35%	36%	13%	3%									100%

AM Volumes	39	85	89	31	2	0	0	0	0	0	0	0	0	246
% AM	7%	14%	15%	5%	0%									42%
AM Peak Hour	11:30	7:15	7:15	7:30	11:30									7:15
Volume	12	42	37	14	2									99
PM Volumes	39	118	125	46	13	0	0	0	0	0	0	0	0	341
% PM	7%	20%	21%	8%	2%									58%
PM Peak Hour	14:15	14:15	17:15	13:15	13:30									14:15
Volume	13	39	23	9	6									81

Directional Peak Periods	AM 7-9			NOON 12-2			PM 4-6			Off Peak Volumes		
All Classes	Volume	⟷	%	Volume	⟷	%	Volume	⟷	%	Volume	⟷	%
	132		22%	82		14%	62		11%	311		53%

Street Name	Direction	Percentiles					
		15th	50th	Average	85th	95th	ADT
S Griffith Park Dr	Summary	15	20	20	25	29	587

Prepared by National Data & Surveying Services

SPEED

S Griffith Park Dr Bet. W Oak St & W Alameda Ave

Day: Thursday
Date: 1/19/2023

City: Burbank
Project #: CA23_020030_024n

North Bound

Time	< 15	15 - 19	20 - 24	25 - 29	30 - 34	35 - 39	40 - 44	45 - 49	50 - 54	55 - 59	60 - 64	65 - 69	70 +	Total
0:00 AM	0	0	1	0	0	0	0	0	0	0	0	0	0	1
1:00	0	0	1	0	0	0	0	0	0	0	0	0	0	1
2:00	0	0	0	0	0	0	0	0	0	0	0	0	0	0
3:00	0	0	0	0	0	0	0	0	0	0	0	0	0	0
4:00	0	0	0	0	0	0	0	0	0	0	0	0	0	0
5:00	0	1	1	0	0	0	0	0	0	0	0	0	0	2
6:00	0	1	4	0	0	0	0	0	0	0	0	0	0	5
7:00	3	11	11	8	1	0	0	0	0	0	0	0	0	34
8:00	1	3	7	5	0	0	0	0	0	0	0	0	0	16
9:00	1	5	6	3	0	0	0	0	0	0	0	0	0	15
10:00	2	10	6	2	0	0	0	0	0	0	0	0	0	20
11:00	2	3	9	2	1	0	0	0	0	0	0	0	0	17
12:00 PM	1	12	6	3	1	0	0	0	0	0	0	0	0	23
13:00	2	3	6	3	2	0	0	0	0	0	0	0	0	16
14:00	4	12	11	5	4	0	0	0	0	0	0	0	0	36
15:00	3	11	10	6	2	0	0	0	0	0	0	0	0	32
16:00	1	3	7	1	2	0	0	0	0	0	0	0	0	14
17:00	0	4	14	3	0	0	0	0	0	0	0	0	0	21
18:00	0	6	9	3	0	0	0	0	0	0	0	0	0	18
19:00	0	2	4	1	0	0	0	0	0	0	0	0	0	7
20:00	0	3	6	3	0	0	0	0	0	0	0	0	0	12
21:00	0	0	3	0	0	0	0	0	0	0	0	0	0	3
22:00	0	1	1	0	0	0	0	0	0	0	0	0	0	2
23:00	0	0	1	1	0	0	0	0	0	0	0	0	0	2
Totals	20	91	124	49	13									297
% of Totals	7%	31%	42%	16%	4%									100%

AM Volumes	9	34	46	20	2	0	0	0	0	0	0	0	0	111
% AM	3%	11%	15%	7%	1%									37%
AM Peak Hour	7:00	7:00	7:00	7:00	7:00									7:00
Volume	3	11	11	8	1									34
PM Volumes	11	57	78	29	11	0	0	0	0	0	0	0	0	186
% PM	4%	19%	26%	10%	4%									63%
PM Peak Hour	14:00	12:00	17:00	15:00	14:00									14:00
Volume	4	12	14	6	4									36

Directional Peak Periods	AM 7-9			NOON 12-2			PM 4-6			Off Peak Volumes		
All Speeds	Volume		%	Volume		%	Volume		%	Volume		%
	50	↔	17%	39	↔	13%	35	↔	12%	173	↔	58%

Street Name	Direction	Percentiles					
		15th	50th	Average	85th	95th	ADT
S Griffith Park Dr	North Bound	16	22	21	27	30	297
S Griffith Park Dr	South Bound	13	19	19	24	28	290

Prepared by National Data & Surveying Services

SPEED

S Griffith Park Dr Bet. W Oak St & W Alameda Ave

Day: Thursday
Date: 1/19/2023

City: Burbank
Project #: CA23_020030_024s

South Bound

Time	< 15	15 - 19	20 - 24	25 - 29	30 - 34	35 - 39	40 - 44	45 - 49	50 - 54	55 - 59	60 - 64	65 - 69	70 +	Total
0:00 AM	0	0	1	0	0	0	0	0	0	0	0	0	0	1
1:00	0	0	0	0	0	0	0	0	0	0	0	0	0	0
2:00	0	0	1	0	0	0	0	0	0	0	0	0	0	1
3:00	0	0	0	0	0	0	0	0	0	0	0	0	0	0
4:00	0	0	0	0	0	0	0	0	0	0	0	0	0	0
5:00	0	1	2	0	0	0	0	0	0	0	0	0	0	3
6:00	1	4	3	0	0	0	0	0	0	0	0	0	0	8
7:00	4	29	23	2	0	0	0	0	0	0	0	0	0	58
8:00	6	11	3	4	0	0	0	0	0	0	0	0	0	24
9:00	7	2	3	1	0	0	0	0	0	0	0	0	0	13
10:00	3	2	2	2	0	0	0	0	0	0	0	0	0	9
11:00	9	2	5	2	0	0	0	0	0	0	0	0	0	18
12:00 PM	4	8	2	1	0	0	0	0	0	0	0	0	0	15
13:00	3	14	7	3	1	0	0	0	0	0	0	0	0	28
14:00	6	22	10	2	1	0	0	0	0	0	0	0	0	41
15:00	4	2	4	3	0	0	0	0	0	0	0	0	0	13
16:00	2	2	5	3	0	0	0	0	0	0	0	0	0	12
17:00	7	2	4	2	0	0	0	0	0	0	0	0	0	15
18:00	1	4	3	0	0	0	0	0	0	0	0	0	0	8
19:00	1	4	3	0	0	0	0	0	0	0	0	0	0	8
20:00	0	1	4	1	0	0	0	0	0	0	0	0	0	6
21:00	0	2	2	1	0	0	0	0	0	0	0	0	0	5
22:00	0	0	2	0	0	0	0	0	0	0	0	0	0	2
23:00	0	0	1	1	0	0	0	0	0	0	0	0	0	2
Totals	58	112	90	28	2									290
% of Totals	20%	39%	31%	10%	1%									100%

AM Volumes	30	51	43	11	0	0	0	0	0	0	0	0	0	135
% AM	10%	18%	15%	4%										47%
AM Peak Hour	11:00	7:00	7:00	8:00										7:00
Volume	9	29	23	4										58
PM Volumes	28	61	47	17	2	0	0	0	0	0	0	0	0	155
% PM	10%	21%	16%	6%	1%									53%
PM Peak Hour	17:00	14:00	14:00	13:00	13:00									14:00
Volume	7	22	10	3	1									41

Directional Peak Periods	AM 7-9			NOON 12-2			PM 4-6			Off Peak Volumes		
All Speeds	Volume	↔	%	Volume	↔	%	Volume	↔	%	Volume	↔	%
	82	↔	28%	43	↔	15%	27	↔	9%	138	↔	48%

Street Name	Direction	Percentiles					
		15th	50th	Average	85th	95th	ADT
S Griffith Park Dr	North Bound	16	22	21	27	30	297
S Griffith Park Dr	South Bound	13	19	19	24	28	290

Prepared by National Data & Surveying Services

SPEED

S Griffith Park Dr Bet. W Oak St & W Alameda Ave

Day: Thursday
Date: 1/19/2023

City: Burbank
Project #: CA23_020030_024

Summary

Time	< 15	15 - 19	20 - 24	25 - 29	30 - 34	35 - 39	40 - 44	45 - 49	50 - 54	55 - 59	60 - 64	65 - 69	70 +	Total
0:00 AM	0	0	2	0	0	0	0	0	0	0	0	0	0	2
1:00	0	0	1	0	0	0	0	0	0	0	0	0	0	1
2:00	0	0	1	0	0	0	0	0	0	0	0	0	0	1
3:00	0	0	0	0	0	0	0	0	0	0	0	0	0	0
4:00	0	0	0	0	0	0	0	0	0	0	0	0	0	0
5:00	0	2	3	0	0	0	0	0	0	0	0	0	0	5
6:00	1	5	7	0	0	0	0	0	0	0	0	0	0	13
7:00	7	40	34	10	1	0	0	0	0	0	0	0	0	92
8:00	7	14	10	9	0	0	0	0	0	0	0	0	0	40
9:00	8	7	9	4	0	0	0	0	0	0	0	0	0	28
10:00	5	12	8	4	0	0	0	0	0	0	0	0	0	29
11:00	11	5	14	4	1	0	0	0	0	0	0	0	0	35
12:00 PM	5	20	8	4	1	0	0	0	0	0	0	0	0	38
13:00	5	17	13	6	3	0	0	0	0	0	0	0	0	44
14:00	10	34	21	7	5	0	0	0	0	0	0	0	0	77
15:00	7	13	14	9	2	0	0	0	0	0	0	0	0	45
16:00	3	5	12	4	2	0	0	0	0	0	0	0	0	26
17:00	7	6	18	5	0	0	0	0	0	0	0	0	0	36
18:00	1	10	12	3	0	0	0	0	0	0	0	0	0	26
19:00	1	6	7	1	0	0	0	0	0	0	0	0	0	15
20:00	0	4	10	4	0	0	0	0	0	0	0	0	0	18
21:00	0	2	5	1	0	0	0	0	0	0	0	0	0	8
22:00	0	1	3	0	0	0	0	0	0	0	0	0	0	4
23:00	0	0	2	2	0	0	0	0	0	0	0	0	0	4
Totals	78	203	214	77	15									587
% of Totals	13%	35%	36%	13%	3%									100%

AM Volumes	39	85	89	31	2	0	0	0	0	0	0	0	0	246
% AM	7%	14%	15%	5%	0%									42%
AM Peak Hour	11:00	7:00	7:00	7:00	7:00									7:00
Volume	11	40	34	10	1									92
PM Volumes	39	118	125	46	13	0	0	0	0	0	0	0	0	341
% PM	7%	20%	21%	8%	2%									58%
PM Peak Hour	14:00	14:00	14:00	15:00	14:00									14:00
Volume	10	34	21	9	5									77

Directional Peak Periods	AM 7-9			NOON 12-2			PM 4-6			Off Peak Volumes		
All Speeds	Volume		%	Volume		%	Volume		%	Volume		%
	132	↔	22%	82	↔	14%	62	↔	11%	311	↔	53%

Street Name	Direction	Percentiles					
		15th	50th	Average	85th	95th	ADT
S Griffith Park Dr	Summary	15	20	20	25	29	587

Prepared by NDS/ATD

Prepared by National Data & Surveying Services

VOLUME

S Griffith Park Dr Bet. W Oak St & W Alameda Ave

Day: Thursday
Date: 1/19/2023

City: Burbank
Project #: CA23_020030_024

DAILY TOTALS	NB	SB	EB	WB	Total
	297	290	0	0	587

AM Period	NB		SB		EB	WB	TOTAL		PM Period	NB		SB		EB	WB	TOTAL	
0:00	0		1		0	0	1		12:00	1		2		0	0	3	
0:15	0		0		0	0			12:15	8		6		0	0	14	
0:30	1		0		0	0	1		12:30	2		3		0	0	5	
0:45	0	1	0	1	0	0		2	12:45	12	23	4	15	0	0	16	38
1:00	0		0		0	0			13:00	5		4		0	0	9	
1:15	0		0		0	0			13:15	3		9		0	0	12	
1:30	0		0		0	0			13:30	4		7		0	0	11	
1:45	1	1	0		0	0	1	1	13:45	4	16	8	28	0	0	12	44
2:00	0		1		0	0	1		14:00	11		6		0	0	17	
2:15	0		0		0	0			14:15	13		20		0	0	33	
2:30	0		0		0	0			14:30	6		7		0	0	13	
2:45	0		0	1	0	0		1	14:45	6	36	8	41	0	0	14	77
3:00	0		0		0	0			15:00	19		2		0	0	21	
3:15	0		0		0	0			15:15	3		4		0	0	7	
3:30	0		0		0	0			15:30	4		5		0	0	9	
3:45	0		0		0	0			15:45	6	32	2	13	0	0	8	45
4:00	0		0		0	0			16:00	3		4		0	0	7	
4:15	0		0		0	0			16:15	4		1		0	0	5	
4:30	0		0		0	0			16:30	5		4		0	0	9	
4:45	0		0		0	0			16:45	2	14	3	12	0	0	5	26
5:00	1		1		0	0	2		17:00	3		2		0	0	5	
5:15	0		0		0	0			17:15	2		4		0	0	6	
5:30	1		0		0	0	1		17:30	10		5		0	0	15	
5:45	0	2	2	3	0	0	2	5	17:45	6	21	4	15	0	0	10	36
6:00	0		3		0	0	3		18:00	6		3		0	0	9	
6:15	1		2		0	0	3		18:15	2		2		0	0	4	
6:30	2		0		0	0	2		18:30	7		2		0	0	9	
6:45	2	5	3	8	0	0	5	13	18:45	3	18	1	8	0	0	4	26
7:00	2		2		0	0	4		19:00	4		1		0	0	5	
7:15	5		2		0	0	7		19:15	0		4		0	0	4	
7:30	11		13		0	0	24		19:30	1		2		0	0	3	
7:45	16	34	41	58	0	0	57	92	19:45	2	7	1	8	0	0	3	15
8:00	6		5		0	0	11		20:00	3		3		0	0	6	
8:15	4		3		0	0	7		20:15	2		2		0	0	4	
8:30	3		12		0	0	15		20:30	3		1		0	0	4	
8:45	3	16	4	24	0	0	7	40	20:45	4	12	0	6	0	0	4	18
9:00	3		1		0	0	4		21:00	2		2		0	0	4	
9:15	5		6		0	0	11		21:15	0		0		0	0		
9:30	3		2		0	0	5		21:30	1		2		0	0	3	
9:45	4	15	4	13	0	0	8	28	21:45	0	3	1	5	0	0	1	8
10:00	4		2		0	0	6		22:00	1		1		0	0	2	
10:15	7		3		0	0	10		22:15	1		0		0	0	1	
10:30	6		2		0	0	8		22:30	0		0		0	0		
10:45	3	20	2	9	0	0	5	29	22:45	0	2	1	2	0	0	1	4
11:00	2		6		0	0	8		23:00	0		1		0	0	1	
11:15	2		1		0	0	3		23:15	1		1		0	0	2	
11:30	7		2		0	0	9		23:30	1		0		0	0	1	
11:45	6	17	9	18	0	0	15	35	23:45	0	2	0	2	0	0		4
TOTALS		111		135				246	TOTALS		186		155				341
SPLIT %		45.1%		54.9%				41.9%	SPLIT %		54.5%		45.5%				58.1%

DAILY TOTALS	NB	SB	EB	WB	Total
	297	290	0	0	587

AM Peak Hour	7:15	7:30			7:15	PM Peak Hour	14:15	13:30			14:15
AM Pk Volume	38	62			99	PM Pk Volume	44	41			81
Pk Hr Factor	0.594	0.378			0.434	Pk Hr Factor	0.579	0.513			0.614
7 - 9 Volume	50	82	0	0	132	4 - 6 Volume	35	27	0	0	62
7 - 9 Peak Hour	7:15	7:30			7:15	4 - 6 Peak Hour	17:00	17:00			17:00
7 - 9 Pk Volume	38	62	0	0	99	4 - 6 Pk Volume	21	15	0	0	36
Pk Hr Factor	0.594	0.378	0.000	0.000	0.434	Pk Hr Factor	0.525	0.750	0.000	0.000	0.600

Prepared by NDS/ATD

Project #: CA23_020030_024 **City:** Burbank

Location: S Griffith Park Dr Bet. W Oak St & W **Date:** 1/19/2023

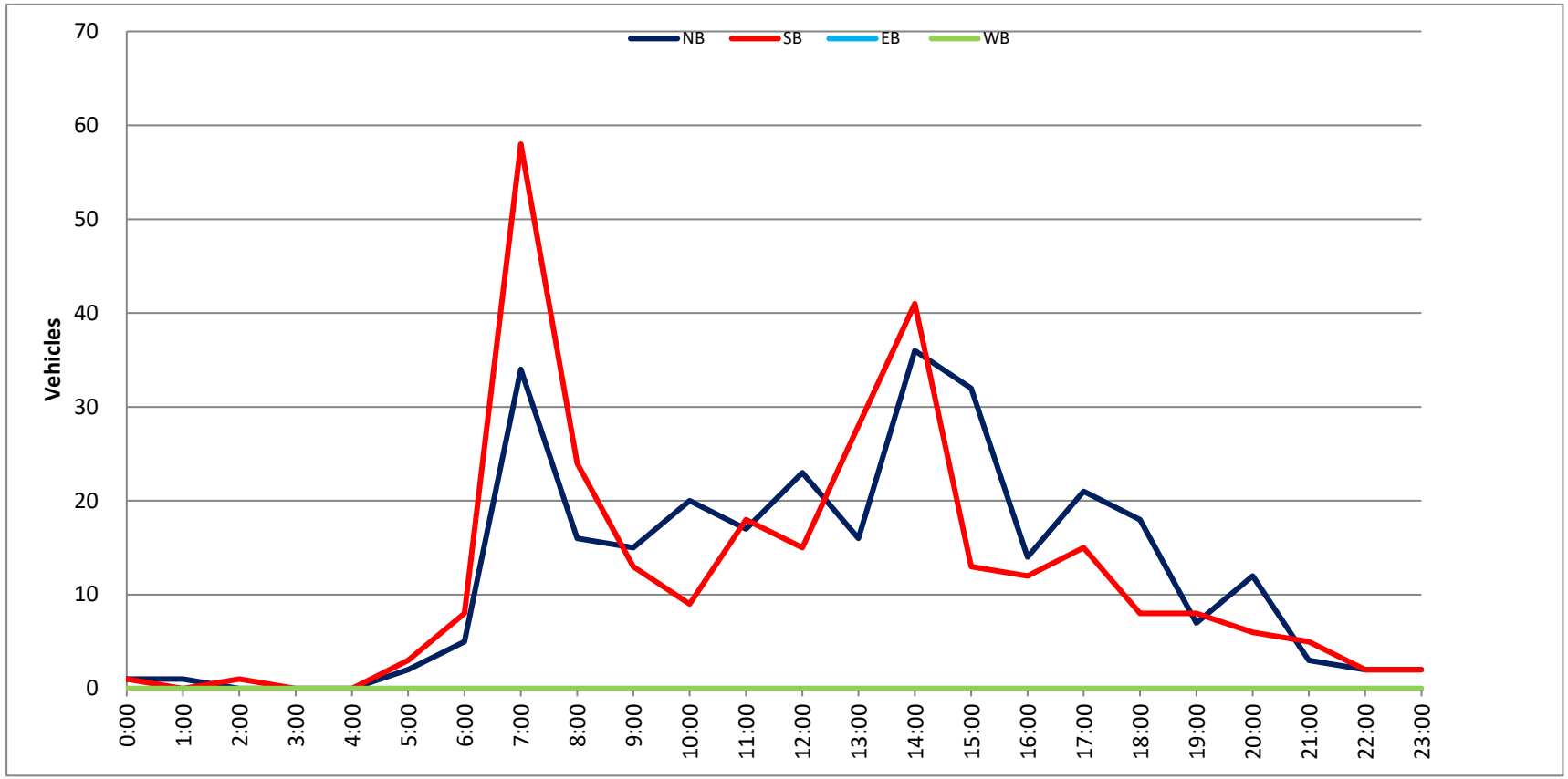

Prepared by National Data & Surveying Services

SPEED

S Griffith Park Dr Bet. W Verdugo Ave & W Oak St

Day: Tuesday
Date: 1/17/2023

City: Burbank
Project #: CA23_020030_023n

North Bound

Time	< 15	15 - 19	20 - 24	25 - 29	30 - 34	35 - 39	40 - 44	45 - 49	50 - 54	55 - 59	60 - 64	65 - 69	70 +	Total
00:00 AM	0	0	0	0	0	0	0	0	0	0	0	0	0	0
00:15	0	0	0	0	0	0	0	0	0	0	0	0	0	0
00:30	0	0	0	0	0	0	0	0	0	0	0	0	0	0
00:45	0	0	0	0	0	0	0	0	0	0	0	0	0	0
01:00	0	0	0	0	0	0	0	0	0	0	0	0	0	0
01:15	0	0	0	0	0	0	0	0	0	0	0	0	0	0
01:30	0	0	0	0	0	0	0	0	0	0	0	0	0	0
01:45	0	0	0	0	0	0	0	0	0	0	0	0	0	0
02:00	0	0	0	0	0	0	0	0	0	0	0	0	0	0
02:15	0	0	0	0	0	0	0	0	0	0	0	0	0	0
02:30	0	0	0	0	0	0	0	0	0	0	0	0	0	0
02:45	0	0	0	0	0	0	0	0	0	0	0	0	0	0
03:00	0	0	0	0	0	0	0	0	0	0	0	0	0	0
03:15	0	0	0	0	0	0	0	0	0	0	0	0	0	0
03:30	0	0	0	0	0	0	0	0	0	0	0	0	0	0
03:45	0	0	0	0	0	0	0	0	0	0	0	0	0	0
04:00	0	0	0	0	0	0	0	0	0	0	0	0	0	0
04:15	0	0	0	0	0	0	0	0	0	0	0	0	0	0
04:30	0	0	0	0	0	0	0	0	0	0	0	0	0	0
04:45	0	0	0	0	0	0	0	0	0	0	0	0	0	0
05:00	0	0	0	0	0	0	0	0	0	0	0	0	0	0
05:15	0	0	0	0	0	0	0	0	0	0	0	0	0	0
05:30	0	0	0	0	0	0	0	0	0	0	0	0	0	0
05:45	1	1	0	0	0	0	0	0	0	0	0	0	0	2
06:00	0	0	0	0	0	0	0	0	0	0	0	0	0	0
06:15	0	0	0	0	1	0	0	0	0	0	0	0	0	1
06:30	0	1	0	1	0	0	0	0	0	0	0	0	0	2
06:45	0	0	0	0	0	0	0	0	0	0	0	0	0	0
07:00	0	0	0	0	1	0	0	0	0	0	0	0	0	1
07:15	0	0	1	0	0	0	0	0	0	0	0	0	0	1
07:30	0	0	2	2	0	0	0	0	0	0	0	0	0	4
07:45	0	1	6	8	2	0	0	0	0	0	0	0	0	17
08:00	0	0	0	1	0	1	0	0	0	0	0	0	0	2
08:15	0	1	1	2	0	0	0	0	0	0	0	0	0	4
08:30	0	1	1	2	0	0	0	0	0	0	0	0	0	4
08:45	1	0	0	2	0	1	0	0	0	0	0	0	0	4
09:00	0	0	1	0	0	0	0	0	0	0	0	0	0	1
09:15	0	2	0	1	0	0	0	0	0	0	0	0	0	3
09:30	0	0	0	1	1	0	0	0	0	0	0	0	0	2
09:45	0	1	1	2	1	1	1	0	0	0	0	0	0	7
10:00	0	1	2	1	0	0	0	0	0	0	0	0	0	4
10:15	0	1	0	0	0	0	0	0	0	0	0	0	0	1
10:30	0	0	0	0	0	0	0	0	0	0	0	0	0	0
10:45	0	0	3	1	0	0	0	0	0	0	0	0	0	4
11:00	1	0	2	2	0	0	0	0	0	0	0	0	0	5
11:15	0	0	0	0	0	0	0	0	0	0	0	0	0	0
11:30	0	0	1	1	0	0	0	0	0	0	0	0	0	2
11:45	0	1	1	2	0	0	0	0	0	0	0	0	0	4
12:00 PM	0	0	1	1	1	0	0	0	0	0	0	0	0	3
12:15	0	0	0	2	1	0	0	0	0	0	0	0	0	3
12:30	0	1	1	1	0	0	0	0	0	0	0	0	0	3
12:45	0	3	0	3	0	0	0	0	0	0	0	0	0	6
13:00	0	1	2	1	0	0	0	0	0	0	0	0	0	4
13:15	0	0	2	2	0	0	0	0	0	0	0	0	0	4
13:30	1	0	0	0	0	0	0	0	0	0	0	0	0	1
13:45	0	0	1	1	0	2	0	0	0	0	0	0	0	4
14:00	1	1	0	1	0	0	0	0	0	0	0	0	0	3
14:15	0	3	14	5	1	0	0	0	0	0	0	0	0	23
14:30	0	2	1	4	0	0	0	0	0	0	0	0	0	7
14:45	0	0	2	0	0	1	0	0	0	0	0	0	0	3
15:00	0	0	0	1	0	0	0	0	0	0	0	0	0	1
15:15	0	0	1	0	4	0	0	0	0	0	0	0	0	5
15:30	0	1	1	2	1	0	0	0	0	0	0	0	0	5
15:45	0	0	0	1	0	0	0	0	0	0	0	0	0	1
16:00	0	0	1	0	0	0	0	0	0	0	0	0	0	1
16:15	0	0	1	1	0	0	0	0	0	0	0	0	0	2
16:30	1	1	0	0	0	0	0	0	0	0	0	0	0	2
16:45	0	2	2	2	1	0	0	0	0	0	0	0	0	7
17:00	0	0	2	1	1	1	0	0	0	0	0	0	0	5
17:15	0	0	0	2	0	0	0	0	0	0	0	0	0	2
17:30	0	2	1	0	0	0	0	0	0	0	0	0	0	3
17:45	0	1	0	2	0	0	0	0	0	0	0	0	0	3
18:00	0	1	5	0	0	0	0	0	0	0	0	0	0	6
18:15	0	1	1	2	1	0	0	0	0	0	0	0	0	5
18:30	0	0	2	1	0	0	0	0	0	0	0	0	0	3
18:45	0	0	0	2	1	0	0	0	0	0	0	0	0	3
19:00	0	0	1	0	0	0	0	0	0	0	0	0	0	1
19:15	0	0	0	1	0	0	0	0	0	0	0	0	0	1
19:30	0	0	2	0	0	0	0	0	0	0	0	0	0	2
19:45	0	0	0	2	1	0	0	0	0	0	0	0	0	3
20:00	0	1	1	0	0	0	0	0	0	0	0	0	0	2
20:15	0	0	0	0	0	0	0	0	0	0	0	0	0	0
20:30	0	0	0	1	0	0	0	0	0	0	0	0	0	1
20:45	0	0	0	0	0	0	0	0	0	0	0	0	0	0
21:00	0	0	0	0	0	0	0	0	0	0	0	0	0	0
21:15	0	0	0	0	1	0	0	0	0	0	0	0	0	1
21:30	0	0	0	0	0	0	0	0	0	0	0	0	0	0
21:45	0	0	0	0	0	0	0	0	0	0	0	0	0	0
22:00	0	0	0	0	0	0	0	0	0	0	0	0	0	0
22:15	0	0	0	0	0	0	0	0	0	0	0	0	0	0
22:30	0	0	1	0	0	0	0	0	0	0	0	0	0	1
22:45	0	0	0	0	0	0	0	0	0	0	0	0	0	0
23:00	0	0	0	0	0	0	0	0	0	0	0	0	0	0
23:15	0	0	0	0	0	0	0	0	0	0	0	0	0	0
23:30	0	0	0	0	0	0	0	0	0	0	0	0	0	0
23:45	0	0	0	0	0	0	0	0	0	0	0	0	0	0
Totals	6	32	63	71	20	7	1							205
% of Totals	3%	16%	33%	35%	10%	3%	0%							100%

AM Volumes	3	11	22	25	6	3	1	0	0	0	0	0	0	75
% AM	1%	5%	11%	14%	3%	1%	0%							37%
AM Peak Hour	05:00	09:15	07:00	07:30	07:00	08:00	09:00							07:30
Volume	1	4	9	13	3	2	1							27
PM Volumes	3	21	46	42	14	4	0	0	0	0	0	0	0	130
% PM	1%	10%	22%	20%	7%	2%								63%
PM Peak Hour	13:15	13:45	14:00	13:45	14:45	13:00								13:45
Volume	2	6	17	11	5	2								37

Directional Peak Periods	AM 7-9			NOON 12-2			PM 4-6			Off Peak Volumes		
All Classes	Volume	⟷	%	Volume	⟷	%	Volume	⟷	%	Volume	⟷	%
	37		18%	28		14%	25		12%	115		56%

Street Name	Direction	Percentiles					
		15th	50th	Average	85th	95th	ADT
S Griffith Park Dr	North Bound	19	25	25	30	34	205
S Griffith Park Dr	South Bound	17	23	23	29	34	198

ATTACHMENT 3 - 1419

Prepared by National Data & Surveying Services

SPEED

S Griffith Park Dr Bet. W Verdugo Ave & W Oak St

Day: Tuesday
Date: 1/17/2023

City: Burbank
Project #: CA23_020030_023s

South Bound

Time	< 15	15 - 19	20 - 24	25 - 29	30 - 34	35 - 39	40 - 44	45 - 49	50 - 54	55 - 59	60 - 64	65 - 69	70 +	Total
00:00 AM	0	0	0	0	0	0	0	0	0	0	0	0	0	0
00:15	0	0	0	0	0	0	0	0	0	0	0	0	0	0
00:30	0	0	0	0	0	0	0	0	0	0	0	0	0	0
00:45	0	0	0	0	0	0	0	0	0	0	0	0	0	0
01:00	0	0	0	0	0	0	0	0	0	0	0	0	0	0
01:15	0	0	0	0	0	0	0	0	0	0	0	0	0	0
01:30	0	0	0	0	0	0	0	0	0	0	0	0	0	0
01:45	0	0	0	0	0	0	0	0	0	0	0	0	0	0
02:00	0	0	0	0	0	0	0	0	0	0	0	0	0	0
02:15	0	0	0	0	0	0	0	0	0	0	0	0	0	0
02:30	0	0	0	0	0	0	0	0	0	0	0	0	0	0
02:45	0	0	0	0	0	0	0	0	0	0	0	0	0	0
03:00	0	0	0	0	0	0	0	0	0	0	0	0	0	0
03:15	0	0	0	0	0	0	0	0	0	0	0	0	0	0
03:30	0	0	0	0	0	0	0	0	0	0	0	0	0	0
03:45	0	0	0	0	0	0	0	0	0	0	0	0	0	0
04:00	0	0	0	0	0	0	0	0	0	0	0	0	0	0
04:15	0	0	0	0	0	0	0	0	0	0	0	0	0	0
04:30	0	0	0	0	0	0	0	0	0	0	0	0	0	0
04:45	0	0	0	0	0	0	0	0	0	0	0	0	0	0
05:00	0	0	0	0	0	0	0	0	0	0	0	0	0	0
05:15	0	0	0	0	0	0	0	0	0	0	0	0	0	0
05:30	0	0	0	0	0	0	0	0	0	0	0	0	0	0
05:45	0	0	0	0	0	0	0	0	0	0	0	0	0	0
06:00	0	1	0	0	0	0	0	0	0	0	0	0	0	1
06:15	0	0	0	1	1	0	0	0	0	0	0	0	0	2
06:30	0	0	0	0	0	0	0	0	0	0	0	0	0	0
06:45	0	1	0	0	0	0	0	0	0	0	0	0	0	1
07:00	0	2	0	0	0	0	0	0	0	0	0	0	0	2
07:15	0	0	1	0	0	0	0	0	0	0	0	0	0	1
07:30	0	1	6	4	0	0	0	0	0	0	0	0	0	11
07:45	0	1	10	2	0	0	0	0	0	0	0	0	0	13
08:00	0	0	1	0	0	0	0	0	0	0	0	0	0	1
08:15	0	1	0	1	0	0	0	0	0	0	0	0	0	2
08:30	2	3	0	3	0	0	0	0	0	0	0	0	0	8
08:45	0	0	0	0	1	0	0	0	0	0	0	0	0	1
09:00	0	0	2	0	0	0	0	0	0	0	0	0	0	2
09:15	0	1	0	1	0	0	0	0	0	0	0	0	0	2
09:30	0	0	0	0	0	0	0	0	0	0	0	0	0	0
09:45	0	2	1	0	0	0	0	0	0	0	0	0	0	3
10:00	0	0	1	1	0	0	0	0	0	0	0	0	0	2
10:15	0	1	0	0	0	0	0	0	0	0	0	0	0	1
10:30	0	0	4	0	0	0	0	0	0	0	0	0	0	4
10:45	0	1	1	0	0	0	0	0	0	0	0	0	0	2
11:00	0	1	2	2	0	1	0	0	0	0	0	0	0	6
11:15	1	0	0	1	0	0	0	0	0	0	0	0	0	2
11:30	0	2	1	1	0	0	0	0	0	0	0	0	0	4
11:45	1	0	0	1	0	0	0	0	0	0	0	0	0	2
12:00 PM	0	2	1	0	0	0	0	0	0	0	0	0	0	3
12:15	0	0	2	1	0	0	0	0	0	0	0	0	0	3
12:30	1	0	1	1	0	0	0	0	0	0	0	0	0	3
12:45	0	0	1	2	0	0	0	0	0	0	0	0	0	3
13:00	1	0	0	1	0	0	0	0	0	0	0	0	0	2
13:15	1	2	1	0	0	0	0	0	0	0	0	0	0	4
13:30	0	2	0	1	1	0	0	0	0	0	0	0	0	4
13:45	0	1	1	1	0	1	0	0	0	0	0	0	0	4
14:00	0	2	1	4	1	0	0	0	0	0	0	0	0	8
14:15	2	1	2	2	1	0	0	0	0	0	0	0	0	8
14:30	2	3	3	1	2	1	0	0	0	0	0	0	0	12
14:45	0	0	0	0	0	0	0	0	0	0	0	0	0	0
15:00	1	0	1	5	0	0	0	0	0	0	0	0	0	7
15:15	0	0	0	4	1	1	0	0	0	0	0	0	0	6
15:30	0	0	2	1	1	0	0	0	0	0	0	0	0	4
15:45	0	0	1	1	2	0	0	0	0	0	0	0	0	4
16:00	0	3	0	0	0	0	1	0	0	0	0	0	0	4
16:15	1	0	0	0	0	0	0	0	0	0	0	0	0	1
16:30	0	0	1	1	1	0	0	0	0	0	0	0	0	3
16:45	0	1	1	2	0	0	0	0	0	0	0	0	0	4
17:00	0	0	1	1	0	0	0	0	0	0	0	0	0	2
17:15	0	0	2	1	0	0	0	0	0	0	0	0	0	3
17:30	0	0	1	1	0	0	0	0	0	0	0	0	0	2
17:45	0	1	2	1	0	0	0	0	0	0	0	0	0	4
18:00	0	0	2	1	0	0	0	0	0	0	0	0	0	3
18:15	0	0	0	1	0	0	0	0	0	0	0	0	0	1
18:30	0	0	0	0	0	0	1	0	0	0	0	0	0	1
18:45	0	1	1	0	0	0	0	0	0	0	0	0	0	2
19:00	0	0	0	0	1	0	0	0	0	0	0	0	0	1
19:15	0	0	1	1	1	0	0	0	0	0	0	0	0	3
19:30	0	0	3	0	0	0	0	0	0	0	0	0	0	3
19:45	0	1	3	0	0	1	0	0	0	0	0	0	0	5
20:00	0	1	0	0	0	0	0	0	0	0	0	0	0	1
20:15	0	1	0	0	0	0	0	0	0	0	0	0	0	1
20:30	0	0	0	1	0	0	0	0	0	0	0	0	0	1
20:45	0	0	0	0	0	0	1	0	0	0	0	0	0	1
21:00	0	0	0	1	0	0	0	0	0	0	0	0	0	1
21:15	0	0	0	0	0	0	0	0	0	0	0	0	0	0
21:30	0	0	1	0	0	0	0	0	0	0	0	0	0	1
21:45	0	0	0	0	0	0	0	0	0	0	0	0	0	0
22:00	0	0	0	0	0	0	0	0	0	0	0	0	0	0
22:15	0	1	0	0	0	0	0	0	0	0	0	0	0	1
22:30	0	0	0	0	0	0	0	0	0	0	0	0	0	0
22:45	0	0	0	0	0	0	0	0	0	0	0	0	0	0
23:00	0	0	0	0	0	0	0	0	0	0	0	0	0	0
23:15	0	0	0	1	0	0	0	0	0	0	0	0	0	1
23:30	0	0	0	0	0	0	0	0	0	0	0	0	0	0
23:45	0	0	0	0	0	0	0	0	0	0	0	0	0	0
Totals	13	41	66	56	14	5	3							198
% of Totals	7%	21%	33%	28%	7%	3%	2%							100%

AM Volumes	4	18	30	18	2	1	0	0	0	0	0	0	0	73
% AM	2%	9%	15%	9%	1%	1%								37%
AM Peak Hour	07:45	07:45	07:15	07:30	05:30	10:15								07:00
Volume	2	5	18	7	1	1								27
PM Volumes	9	23	36	38	12	4	3	0	0	0	0	0	0	125
% PM	5%	12%	18%	19%	6%	2%	2%							63%
PM Peak Hour	14:15	13:15	13:45	15:00	13:45	13:45	15:15							13:45
Volume	5	7	7	11	4	2	1							32

Directional Peak Periods	AM 7-9			NOON 12-2			PM 4-6			Off Peak Volumes		
All Classes	Volume	⟷	%	Volume	⟷	%	Volume	⟷	%	Volume	⟷	%
	39		20%	26		13%	23		12%	110		56%

Street Name	Direction	Percentiles					
		15th	50th	Average	85th	95th	ADT
S Griffith Park Dr	North Bound	19	25	25	30	34	205
S Griffith Park Dr	South Bound	17	23	23	29	34	198

Prepared by National Data & Surveying Services

SPEED

S Griffith Park Dr Bet. W Verdugo Ave & W Oak St

Day: Tuesday
Date: 1/17/2023

City: Burbank
Project #: CA23_020030_023

Summary

Time	< 15	15 - 19	20 - 24	25 - 29	30 - 34	35 - 39	40 - 44	45 - 49	50 - 54	55 - 59	60 - 64	65 - 69	70 +	Total
00:00 AM	0	0	0	0	0	0	0	0	0	0	0	0	0	0
00:15	0	0	0	0	0	0	0	0	0	0	0	0	0	0
00:30	0	0	0	0	0	0	0	0	0	0	0	0	0	0
00:45	0	0	0	0	0	0	0	0	0	0	0	0	0	0
01:00	0	0	0	0	0	0	0	0	0	0	0	0	0	0
01:15	0	0	0	0	0	0	0	0	0	0	0	0	0	0
01:30	0	0	0	0	0	0	0	0	0	0	0	0	0	0
01:45	0	0	0	0	0	0	0	0	0	0	0	0	0	0
02:00	0	0	0	0	0	0	0	0	0	0	0	0	0	0
02:15	0	0	0	0	0	0	0	0	0	0	0	0	0	0
02:30	0	0	0	0	0	0	0	0	0	0	0	0	0	0
02:45	0	0	0	0	0	0	0	0	0	0	0	0	0	0
03:00	0	0	0	0	0	0	0	0	0	0	0	0	0	0
03:15	0	0	0	0	0	0	0	0	0	0	0	0	0	0
03:30	0	0	0	0	0	0	0	0	0	0	0	0	0	0
03:45	0	0	0	0	0	0	0	0	0	0	0	0	0	0
04:00	0	0	0	0	0	0	0	0	0	0	0	0	0	0
04:15	0	0	0	0	0	0	0	0	0	0	0	0	0	0
04:30	0	0	0	0	0	0	0	0	0	0	0	0	0	0
04:45	0	0	0	0	0	0	0	0	0	0	0	0	0	0
05:00	0	0	0	0	0	0	0	0	0	0	0	0	0	0
05:15	0	0	0	0	0	0	0	0	0	0	0	0	0	0
05:30	0	0	0	0	0	0	0	0	0	0	0	0	0	0
05:45	1	1	0	0	0	0	0	0	0	0	0	0	0	2
06:00	0	1	0	0	0	0	0	0	0	0	0	0	0	1
06:15	0	0	0	1	2	0	0	0	0	0	0	0	0	3
06:30	0	1	0	1	0	0	0	0	0	0	0	0	0	2
06:45	0	1	0	0	0	0	0	0	0	0	0	0	0	1
07:00	0	2	0	0	1	0	0	0	0	0	0	0	0	3
07:15	0	0	2	0	0	0	0	0	0	0	0	0	0	2
07:30	0	1	8	6	0	0	0	0	0	0	0	0	0	15
07:45	0	2	16	10	2	0	0	0	0	0	0	0	0	30
08:00	0	0	1	1	0	1	0	0	0	0	0	0	0	3
08:15	0	2	1	3	0	0	0	0	0	0	0	0	0	6
08:30	2	4	1	5	0	0	0	0	0	0	0	0	0	12
08:45	1	0	0	2	1	1	0	0	0	0	0	0	0	5
09:00	0	0	3	0	0	0	0	0	0	0	0	0	0	3
09:15	0	3	0	2	0	0	0	0	0	0	0	0	0	5
09:30	0	0	0	1	1	0	0	0	0	0	0	0	0	2
09:45	0	3	2	2	1	1	1	0	0	0	0	0	0	10
10:00	0	1	3	2	0	0	0	0	0	0	0	0	0	6
10:15	0	2	0	0	0	0	0	0	0	0	0	0	0	2
10:30	0	0	4	0	0	0	0	0	0	0	0	0	0	4
10:45	0	1	4	1	0	0	0	0	0	0	0	0	0	6
11:00	1	1	4	4	0	1	0	0	0	0	0	0	0	11
11:15	1	0	0	1	0	0	0	0	0	0	0	0	0	2
11:30	0	2	2	2	0	0	0	0	0	0	0	0	0	6
11:45	1	1	1	3	0	0	0	0	0	0	0	0	0	6
12:00 PM	0	2	2	1	1	0	0	0	0	0	0	0	0	6
12:15	0	0	2	3	1	0	0	0	0	0	0	0	0	6
12:30	1	1	2	2	0	0	0	0	0	0	0	0	0	6
12:45	0	3	1	5	0	0	0	0	0	0	0	0	0	9
13:00	1	1	2	2	0	0	0	0	0	0	0	0	0	6
13:15	1	2	3	2	0	0	0	0	0	0	0	0	0	8
13:30	1	2	0	1	1	0	0	0	0	0	0	0	0	5
13:45	0	1	2	2	0	3	0	0	0	0	0	0	0	8
14:00	1	3	1	5	1	0	0	0	0	0	0	0	0	11
14:15	2	4	16	7	2	0	0	0	0	0	0	0	0	31
14:30	2	5	4	5	2	1	0	0	0	0	0	0	0	19
14:45	0	0	2	0	0	1	0	0	0	0	0	0	0	3
15:00	1	0	1	6	0	0	0	0	0	0	0	0	0	8
15:15	0	0	1	4	5	1	0	0	0	0	0	0	0	11
15:30	0	1	3	3	2	0	0	0	0	0	0	0	0	9
15:45	0	0	1	2	2	0	0	0	0	0	0	0	0	5
16:00	0	3	1	0	0	0	1	0	0	0	0	0	0	5
16:15	1	0	1	1	0	0	0	0	0	0	0	0	0	3
16:30	1	1	1	1	1	0	0	0	0	0	0	0	0	5
16:45	0	3	3	4	1	0	0	0	0	0	0	0	0	11
17:00	0	0	3	2	1	1	0	0	0	0	0	0	0	7
17:15	0	0	2	3	0	0	0	0	0	0	0	0	0	5
17:30	0	2	2	1	0	0	0	0	0	0	0	0	0	5
17:45	0	2	2	3	0	0	0	0	0	0	0	0	0	7
18:00	0	1	7	1	0	0	0	0	0	0	0	0	0	9
18:15	0	1	1	3	1	0	0	0	0	0	0	0	0	6
18:30	0	0	2	1	0	0	1	0	0	0	0	0	0	4
18:45	0	1	1	2	1	0	0	0	0	0	0	0	0	5
19:00	0	0	1	0	1	0	0	0	0	0	0	0	0	2
19:15	0	0	1	2	1	0	0	0	0	0	0	0	0	4
19:30	0	0	5	0	0	0	0	0	0	0	0	0	0	5
19:45	0	1	3	2	1	1	0	0	0	0	0	0	0	8
20:00	0	2	1	0	0	0	0	0	0	0	0	0	0	3
20:15	0	1	0	0	0	0	0	0	0	0	0	0	0	1
20:30	0	0	0	2	0	0	0	0	0	0	0	0	0	2
20:45	0	0	0	0	0	0	1	0	0	0	0	0	0	1
21:00	0	0	0	1	0	0	0	0	0	0	0	0	0	1
21:15	0	0	0	0	1	0	0	0	0	0	0	0	0	1
21:30	0	0	1	0	0	0	0	0	0	0	0	0	0	1
21:45	0	0	0	0	0	0	0	0	0	0	0	0	0	0
22:00	0	0	0	0	0	0	0	0	0	0	0	0	0	0
22:15	0	1	0	0	0	0	0	0	0	0	0	0	0	1
22:30	0	0	1	0	0	0	0	0	0	0	0	0	0	1
22:45	0	0	0	0	0	0	0	0	0	0	0	0	0	0
23:00	0	0	0	0	0	0	0	0	0	0	0	0	0	0
23:15	0	0	0	1	0	0	0	0	0	0	0	0	0	1
23:30	0	0	0	0	0	0	0	0	0	0	0	0	0	0
23:45	0	0	0	0	0	0	0	0	0	0	0	0	0	0
Totals	19	73	134	127	34	12	4							403
% of Totals	5%	18%	33%	32%	8%	3%	1%							100%

AM Volumes	7	29	52	47	8	4	1	0	0	0	0	0	0	148
% AM	2%	7%	13%	12%	2%	1%	0%							37%
AM Peak Hour	08:00	07:45	07:15	07:30	06:15	08:00	09:00							07:30
Volume	3	8	27	20	3	2	1							54
PM Volumes	12	44	82	80	26	8	3	0	0	0	0	0	0	255
% PM	3%	11%	20%	20%	6%	2%	1%							63%
PM Peak Hour	13:45	13:45	13:45	13:45	15:00	13:45	15:15							13:45
Volume	5	13	23	19	9	4	1							69

Directional Peak Periods	AM 7-9			NOON 12-2			PM 4-6			Off Peak Volumes		
All Classes	Volume	⟷	%	Volume	⟷	%	Volume	⟷	%	Volume	⟷	%
	76	⟷	19%	54	⟷	13%	48	⟷	12%	225	⟷	56%

Street Name	Direction	Percentiles					
		15th	50th	Average	85th	95th	ADT
S Griffith Park Dr	Summary	18	24	24	30	34	403

Prepared by National Data & Surveying Services

SPEED

S Griffith Park Dr Bet. W Verdugo Ave & W Oak St

Day: Tuesday
Date: 1/17/2023

City: Burbank
Project #: CA23_020030_023n

North Bound

Time	< 15	15 - 19	20 - 24	25 - 29	30 - 34	35 - 39	40 - 44	45 - 49	50 - 54	55 - 59	60 - 64	65 - 69	70 +	Total
00:00 AM	0	0	0	0	0	0	0	0	0	0	0	0	0	0
01:00	0	0	0	0	0	0	0	0	0	0	0	0	0	0
02:00	0	0	0	0	0	0	0	0	0	0	0	0	0	0
03:00	0	0	0	0	0	0	0	0	0	0	0	0	0	0
04:00	0	0	0	0	0	0	0	0	0	0	0	0	0	0
05:00	1	1	0	0	0	0	0	0	0	0	0	0	0	2
06:00	0	1	0	1	1	0	0	0	0	0	0	0	0	3
07:00	0	1	9	10	3	0	0	0	0	0	0	0	0	23
08:00	1	2	2	7	0	2	0	0	0	0	0	0	0	14
09:00	0	3	2	4	2	1	1	0	0	0	0	0	0	13
10:00	0	2	5	2	0	0	0	0	0	0	0	0	0	9
11:00	1	1	4	5	0	0	0	0	0	0	0	0	0	11
12:00 PM	0	4	2	7	2	0	0	0	0	0	0	0	0	15
13:00	1	1	5	4	0	2	0	0	0	0	0	0	0	13
14:00	1	6	17	10	1	1	0	0	0	0	0	0	0	36
15:00	0	1	2	4	5	0	0	0	0	0	0	0	0	12
16:00	1	3	4	3	1	0	0	0	0	0	0	0	0	12
17:00	0	3	3	5	1	1	0	0	0	0	0	0	0	13
18:00	0	2	8	5	2	0	0	0	0	0	0	0	0	17
19:00	0	0	3	3	1	0	0	0	0	0	0	0	0	7
20:00	0	1	1	1	0	0	0	0	0	0	0	0	0	3
21:00	0	0	0	0	1	0	0	0	0	0	0	0	0	1
22:00	0	0	1	0	0	0	0	0	0	0	0	0	0	1
23:00	0	0	0	0	0	0	0	0	0	0	0	0	0	0
Totals	6	32	68	71	20	7	1							205
% of Totals	3%	16%	33%	35%	10%	3%	0%							100%

AM Volumes	3	11	22	29	6	3	1	0	0	0	0	0	0	75
% AM	1%	5%	11%	14%	3%	1%	0%							37%
AM Peak Hour	05:00	09:00	07:00	07:00	07:00	08:00	09:00							07:00
Volume	1	3	9	10	3	2	1							23
PM Volumes	3	21	46	42	14	4	0	0	0	0	0	0	0	130
% PM	1%	10%	22%	20%	7%	2%								63%
PM Peak Hour	13:00	14:00	14:00	14:00	15:00	13:00								14:00
Volume	1	6	17	10	5	2								36

Directional Peak Periods	AM 7-9			NOON 12-2			PM 4-6			Off Peak Volumes		
All Speeds	Volume	↔	%	Volume	↔	%	Volume	↔	%	Volume	↔	%
	37		18%	28		14%	25		12%	115		56%

Street Name	Direction	Percentiles					
		15th	50th	Average	85th	95th	ADT
S Griffith Park Dr	North Bound	19	25	25	30	34	205
S Griffith Park Dr	South Bound	17	23	23	29	34	198

Prepared by National Data & Surveying Services

SPEED

S Griffith Park Dr Bet. W Verdugo Ave & W Oak St

Day: Tuesday
Date: 1/17/2023

City: Burbank
Project #: CA23_020030_023s

South Bound

Time	< 15	15 - 19	20 - 24	25 - 29	30 - 34	35 - 39	40 - 44	45 - 49	50 - 54	55 - 59	60 - 64	65 - 69	70 +	Total
00:00 AM	0	0	0	0	0	0	0	0	0	0	0	0	0	0
01:00	0	0	0	0	0	0	0	0	0	0	0	0	0	0
02:00	0	0	0	0	0	0	0	0	0	0	0	0	0	0
03:00	0	0	0	0	0	0	0	0	0	0	0	0	0	0
04:00	0	0	0	0	0	0	0	0	0	0	0	0	0	0
05:00	0	0	0	0	0	0	0	0	0	0	0	0	0	0
06:00	0	2	0	1	1	0	0	0	0	0	0	0	0	4
07:00	0	4	17	6	0	0	0	0	0	0	0	0	0	27
08:00	2	4	1	4	1	0	0	0	0	0	0	0	0	12
09:00	0	3	3	1	0	0	0	0	0	0	0	0	0	7
10:00	0	2	6	1	0	0	0	0	0	0	0	0	0	9
11:00	2	3	3	5	0	1	0	0	0	0	0	0	0	14
12:00 PM	1	2	5	4	0	0	0	0	0	0	0	0	0	12
13:00	2	5	2	3	1	1	0	0	0	0	0	0	0	14
14:00	4	6	6	7	4	1	0	0	0	0	0	0	0	28
15:00	1	0	4	11	4	1	0	0	0	0	0	0	0	21
16:00	1	4	2	3	1	0	1	0	0	0	0	0	0	12
17:00	0	1	6	4	0	0	0	0	0	0	0	0	0	11
18:00	0	1	3	2	0	0	1	0	0	0	0	0	0	7
19:00	0	1	7	1	2	1	0	0	0	0	0	0	0	12
20:00	0	2	0	1	0	0	1	0	0	0	0	0	0	4
21:00	0	0	1	1	0	0	0	0	0	0	0	0	0	2
22:00	0	1	0	0	0	0	0	0	0	0	0	0	0	1
23:00	0	0	0	1	0	0	0	0	0	0	0	0	0	1
Totals	13	41	66	56	14	5	3							198
% of Totals	7%	21%	33%	28%	7%	3%	2%							100%

AM Volumes	4	18	30	18	2	1	0	0	0	0	0	0	0	73
% AM	2%	9%	15%	9%	1%	1%								37%
AM Peak Hour	08:00	07:00	07:00	07:00	06:00	11:00								07:00
Volume	2	4	17	6	1	1								27
PM Volumes	9	23	36	38	12	4	3	0	0	0	0	0	0	125
% PM	5%	12%	18%	19%	6%	2%	2%							63%
PM Peak Hour	14:00	14:00	19:00	15:00	14:00	13:00	16:00							14:00
Volume	4	6	7	11	4	1	1							28

Directional Peak Periods	AM 7-9			NOON 12-2			PM 4-6			Off Peak Volumes		
All Speeds	Volume		%	Volume		%	Volume		%	Volume		%
	39	↔	20%	26	↔	13%	23	↔	12%	110	↔	56%

Street Name	Direction	Percentiles					
		15th	50th	Average	85th	95th	ADT
S Griffith Park Dr	North Bound	19	25	25	30	34	205
S Griffith Park Dr	South Bound	17	23	23	29	34	198

Prepared by National Data & Surveying Services

SPEED

S Griffith Park Dr Bet. W Verdugo Ave & W Oak St

Day: Tuesday
Date: 1/17/2023

City: Burbank
Project #: CA23_020030_023

Summary

Time	< 15	15 - 19	20 - 24	25 - 29	30 - 34	35 - 39	40 - 44	45 - 49	50 - 54	55 - 59	60 - 64	65 - 69	70 +	Total
00:00 AM	0	0	0	0	0	0	0	0	0	0	0	0	0	0
01:00	0	0	0	0	0	0	0	0	0	0	0	0	0	0
02:00	0	0	0	0	0	0	0	0	0	0	0	0	0	0
03:00	0	0	0	0	0	0	0	0	0	0	0	0	0	0
04:00	0	0	0	0	0	0	0	0	0	0	0	0	0	0
05:00	1	1	0	0	0	0	0	0	0	0	0	0	0	2
06:00	0	3	0	2	2	0	0	0	0	0	0	0	0	7
07:00	0	5	26	16	3	0	0	0	0	0	0	0	0	50
08:00	3	6	3	11	1	2	0	0	0	0	0	0	0	26
09:00	0	6	5	5	2	1	1	0	0	0	0	0	0	20
10:00	0	4	11	3	0	0	0	0	0	0	0	0	0	18
11:00	3	4	7	10	0	1	0	0	0	0	0	0	0	25
12:00 PM	1	6	7	11	2	0	0	0	0	0	0	0	0	27
13:00	3	6	7	7	1	3	0	0	0	0	0	0	0	27
14:00	5	12	23	17	5	2	0	0	0	0	0	0	0	64
15:00	1	1	6	15	9	1	0	0	0	0	0	0	0	33
16:00	2	7	6	6	2	0	1	0	0	0	0	0	0	24
17:00	0	4	9	9	1	1	0	0	0	0	0	0	0	24
18:00	0	3	11	7	2	0	1	0	0	0	0	0	0	24
19:00	0	1	10	4	3	1	0	0	0	0	0	0	0	19
20:00	0	3	1	2	0	0	1	0	0	0	0	0	0	7
21:00	0	0	1	1	1	0	0	0	0	0	0	0	0	3
22:00	0	1	1	0	0	0	0	0	0	0	0	0	0	2
23:00	0	0	0	1	0	0	0	0	0	0	0	0	0	1
Totals	19	73	134	127	34	12	4							403
% of Totals	5%	18%	33%	32%	8%	3%	1%							100%

AM Volumes	7	29	52	47	8	4	1	0	0	0	0	0	0	148
% AM	2%	7%	13%	12%	2%	1%	0%							37%
AM Peak Hour	08:00	08:00	07:00	07:00	07:00	08:00	09:00							07:00
Volume	3	6	26	16	3	2	1							50
PM Volumes	12	44	82	80	26	8	3	0	0	0	0	0	0	255
% PM	3%	11%	20%	20%	6%	2%	1%							63%
PM Peak Hour	14:00	14:00	14:00	14:00	15:00	13:00	16:00							14:00
Volume	5	12	23	17	9	3	1							64

Directional Peak Periods	AM 7-9			NOON 12-2			PM 4-6			Off Peak Volumes		
All Speeds	Volume		%	Volume		%	Volume		%	Volume		%
	76	↔	19%	54	↔	13%	48	↔	12%	225	↔	56%

Street Name	Direction	Percentiles					
		15th	50th	Average	85th	95th	ADT
S Griffith Park Dr	Summary	18	24	24	30	34	403

Prepared by NDS/ATD

Prepared by National Data & Surveying Services

VOLUME

S Griffith Park Dr Bet. W Verdugo Ave & W Oak St

Day: Tuesday
Date: 1/17/2023

City: Burbank
Project #: CA23_020030_023

DAILY TOTALS	NB	SB	EB	WB	Total
	205	198	0	0	403

AM Period	NB		SB		EB	WB	TOTAL		PM Period	NB		SB		EB	WB	TOTAL	
00:00	0		0		0	0			12:00	3		3		0	0	6	
00:15	0		0		0	0			12:15	3		3		0	0	6	
00:30	0		0		0	0			12:30	3		3		0	0	6	
00:45	0		0		0	0			12:45	6	15	3	12	0	0	9	27
01:00	0		0		0	0			13:00	4		2		0	0	6	
01:15	0		0		0	0			13:15	4		4		0	0	8	
01:30	0		0		0	0			13:30	1		4		0	0	5	
01:45	0		0		0	0			13:45	4	13	4	14	0	0	8	27
02:00	0		0		0	0			14:00	3		8		0	0	11	
02:15	0		0		0	0			14:15	23		8		0	0	31	
02:30	0		0		0	0			14:30	7		12		0	0	19	
02:45	0		0		0	0			14:45	3	36	0	28	0	0	3	64
03:00	0		0		0	0			15:00	1		7		0	0	8	
03:15	0		0		0	0			15:15	5		6		0	0	11	
03:30	0		0		0	0			15:30	5		4		0	0	9	
03:45	0		0		0	0			15:45	1	12	4	21	0	0	5	33
04:00	0		0		0	0			16:00	1		4		0	0	5	
04:15	0		0		0	0			16:15	2		1		0	0	3	
04:30	0		0		0	0			16:30	2		3		0	0	5	
04:45	0		0		0	0			16:45	7	12	4	12	0	0	11	24
05:00	0		0		0	0			17:00	5		2		0	0	7	
05:15	0		0		0	0			17:15	2		3		0	0	5	
05:30	0		0		0	0			17:30	3		2		0	0	5	
05:45	2	2	0		0	0	2	2	17:45	3	13	4	11	0	0	7	24
06:00	0		1		0	0	1		18:00	6		3		0	0	9	
06:15	1		2		0	0	3		18:15	5		1		0	0	6	
06:30	2		0		0	0	2		18:30	3		1		0	0	4	
06:45	0	3	1	4	0	0	1	7	18:45	3	17	2	7	0	0	5	24
07:00	1		2		0	0	3		19:00	1		1		0	0	2	
07:15	1		1		0	0	2		19:15	1		3		0	0	4	
07:30	4		11		0	0	15		19:30	2		3		0	0	5	
07:45	17	23	13	27	0	0	30	50	19:45	3	7	5	12	0	0	8	19
08:00	2		1		0	0	3		20:00	2		1		0	0	3	
08:15	4		2		0	0	6		20:15	0		1		0	0	1	
08:30	4		8		0	0	12		20:30	1		1		0	0	2	
08:45	4	14	1	12	0	0	5	26	20:45	0	3	1	4	0	0	1	7
09:00	1		2		0	0	3		21:00	0		1		0	0	1	
09:15	3		2		0	0	5		21:15	1		0		0	0	1	
09:30	2		0		0	0	2		21:30	0		1		0	0	1	
09:45	7	13	3	7	0	0	10	20	21:45	0	1	0	2	0	0		3
10:00	4		2		0	0	6		22:00	0		0		0	0		
10:15	1		1		0	0	2		22:15	0		1		0	0	1	
10:30	0		4		0	0	4		22:30	1		0		0	0	1	
10:45	4	9	2	9	0	0	6	18	22:45	0	1	0	1	0	0		2
11:00	5		6		0	0	11		23:00	0		0		0	0		
11:15	0		2		0	0	2		23:15	0		1		0	0	1	
11:30	2		4		0	0	6		23:30	0		0		0	0		
11:45	4	11	2	14	0	0	6	25	23:45	0		0	1	0	0		1
TOTALS		75		73				148	TOTALS		130		125				255
SPLIT %		50.7%		49.3%				36.7%	SPLIT %		51.0%		49.0%				63.3%

DAILY TOTALS	NB	SB	EB	WB	Total
	205	198	0	0	403

AM Peak Hour	07:30	07:00			07:30	PM Peak Hour	13:45	13:45			13:45
AM Pk Volume	27	27			54	PM Pk Volume	37	32			69
Pk Hr Factor	0.397	0.519			0.450	Pk Hr Factor	0.402	0.667			0.556
7 - 9 Volume	37	39	0	0	76	4 - 6 Volume	25	23	0	0	48
7 - 9 Peak Hour	07:30	07:00			07:30	4 - 6 Peak Hour	16:45	16:00			16:30
7 - 9 Pk Volume	27	27	0	0	54	4 - 6 Pk Volume	17	12	0	0	28
Pk Hr Factor	0.397	0.519	0.000	0.000	0.450	Pk Hr Factor	0.607	0.750	0.000	0.000	0.636

Prepared by NDS/ATD

Project #: CA23_020030_023 **City:** Burbank

Location: S Griffith Park Dr Bet. W Verdugo Ave & W **Date:** 1/17/2023

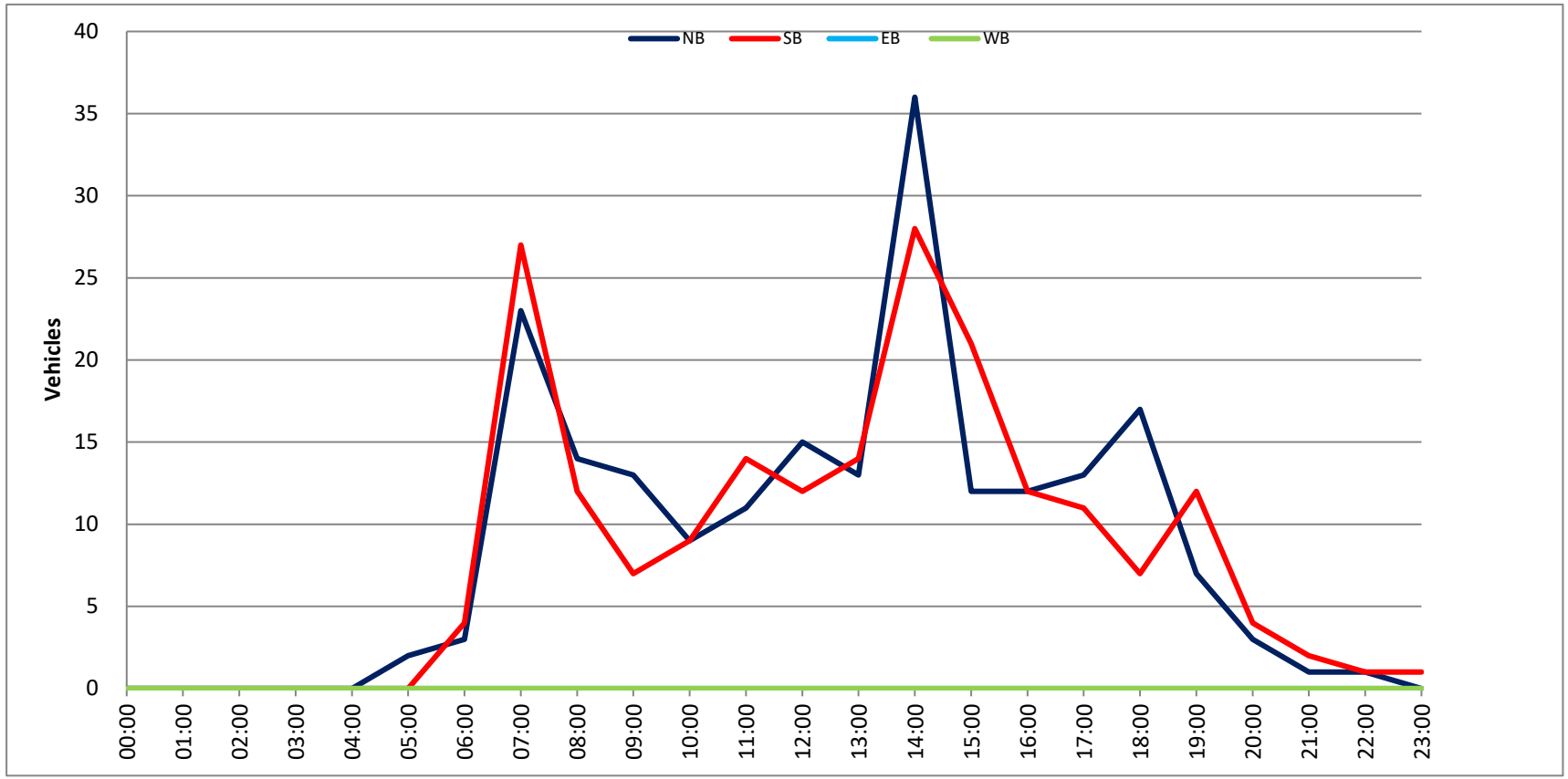

Prepared by National Data & Surveying Services

SPEED

S Griffith Park Dr Bet. W Verdugo Ave & W Oak St

Day: Wednesday
Date: 1/18/2023

City: Burbank
Project #: CA23_020030_023n

North Bound

Time	< 15	15 - 19	20 - 24	25 - 29	30 - 34	35 - 39	40 - 44	45 - 49	50 - 54	55 - 59	60 - 64	65 - 69	70 +	Total
00:00 AM	0	0	0	0	0	0	0	0	0	0	0	0	0	0
00:15	0	0	0	1	0	0	0	0	0	0	0	0	0	1
00:30	0	0	0	0	0	0	0	0	0	0	0	0	0	0
00:45	0	0	0	0	0	0	0	0	0	0	0	0	0	0
01:00	0	0	0	0	0	0	0	0	0	0	0	0	0	0
01:15	0	0	0	0	0	0	0	0	0	0	0	0	0	0
01:30	0	0	0	0	0	0	0	0	0	0	0	0	0	0
01:45	0	0	0	0	0	0	0	0	0	0	0	0	0	0
02:00	0	0	0	0	0	0	0	0	0	0	0	0	0	0
02:15	0	0	0	0	0	0	0	0	0	0	0	0	0	0
02:30	0	0	0	0	0	0	0	0	0	0	0	0	0	0
02:45	0	0	0	0	0	0	0	0	0	0	0	0	0	0
03:00	0	0	0	0	0	0	0	0	0	0	0	0	0	0
03:15	0	0	0	0	0	0	0	0	0	0	0	0	0	0
03:30	0	0	0	0	0	0	0	0	0	0	0	0	0	0
03:45	0	0	0	0	0	0	0	0	0	0	0	0	0	0
04:00	0	0	0	0	0	0	0	0	0	0	0	0	0	0
04:15	0	0	0	0	0	0	0	0	0	0	0	0	0	0
04:30	0	0	0	0	0	0	0	0	0	0	0	0	0	0
04:45	0	0	0	0	0	0	0	0	0	0	0	0	0	0
05:00	0	0	0	0	0	0	0	0	0	0	0	0	0	0
05:15	0	0	0	0	0	0	0	0	0	0	0	0	0	0
05:30	0	0	0	0	0	0	0	0	0	0	0	0	0	0
05:45	0	0	2	0	0	0	0	0	0	0	0	0	0	2
06:00	1	0	0	1	1	0	0	0	0	0	0	0	0	3
06:15	0	1	0	0	0	0	0	0	0	0	0	0	0	1
06:30	0	0	0	0	0	0	0	0	0	0	0	0	0	0
06:45	0	0	1	1	0	0	0	0	0	0	0	0	0	2
07:00	1	0	0	0	0	0	0	0	0	0	0	0	0	1
07:15	0	0	1	0	1	0	0	0	0	0	0	0	0	2
07:30	0	1	3	3	0	0	0	0	0	0	0	0	0	7
07:45	0	0	14	4	4	2	0	0	0	0	0	0	0	24
08:00	0	0	3	0	2	0	0	0	0	0	0	0	0	5
08:15	0	0	1	2	0	1	0	0	0	0	0	0	0	4
08:30	0	0	1	1	0	0	0	0	0	0	0	0	0	2
08:45	0	1	0	1	0	0	0	0	0	0	0	0	0	2
09:00	0	0	0	0	0	0	0	0	0	0	0	0	0	0
09:15	0	0	0	1	1	0	0	0	0	0	0	0	0	2
09:30	0	0	2	0	2	0	0	0	0	0	0	0	0	4
09:45	0	0	1	1	1	0	0	0	0	0	0	0	0	3
10:00	0	2	2	0	1	1	0	0	0	0	0	0	0	6
10:15	0	1	2	2	0	0	0	0	0	0	0	0	0	5
10:30	0	2	0	0	0	0	0	0	0	0	0	0	0	2
10:45	0	1	2	3	0	0	0	0	0	0	0	0	0	6
11:00	1	0	0	0	0	0	0	0	0	0	0	0	0	1
11:15	0	0	0	1	1	0	0	0	0	0	0	0	0	2
11:30	0	0	0	1	1	0	0	0	0	0	0	0	0	2
11:45	0	1	0	1	0	0	0	0	0	0	0	0	0	2
12:00 PM	0	1	0	1	0	0	0	0	0	0	0	0	0	2
12:15	0	0	0	2	0	0	0	0	0	0	0	0	0	2
12:30	0	0	0	0	0	0	0	0	0	0	0	0	0	0
12:45	0	0	0	2	2	0	0	0	0	0	0	0	0	4
13:00	0	0	1	2	1	0	0	0	0	0	0	0	0	4
13:15	0	0	2	2	1	0	0	0	0	0	0	0	0	5
13:30	0	0	0	1	0	0	0	0	0	0	0	0	0	1
13:45	0	0	1	2	0	0	0	0	0	0	0	0	0	3
14:00	0	1	1	1	1	0	0	0	0	0	0	0	0	4
14:15	0	0	2	3	0	1	0	0	0	0	0	0	0	6
14:30	0	1	1	3	0	0	0	0	0	0	0	0	0	5
14:45	1	0	1	0	2	0	0	0	0	0	0	0	0	4
15:00	0	3	5	9	3	0	0	0	0	0	0	0	0	20
15:15	0	1	3	4	0	0	0	0	0	0	0	0	0	8
15:30	0	0	2	2	1	0	0	0	0	0	0	0	0	5
15:45	1	1	2	3	1	0	0	0	0	0	0	0	0	8
16:00	0	0	2	0	0	0	0	0	0	0	0	0	0	2
16:15	0	2	2	3	0	0	0	0	0	0	0	0	0	7
16:30	0	1	1	1	0	0	0	0	0	0	0	0	0	3
16:45	0	1	0	0	0	0	0	0	0	0	0	0	0	1
17:00	1	2	0	2	0	0	0	0	0	0	0	0	0	5
17:15	0	1	0	0	0	0	0	0	0	0	0	0	0	1
17:30	0	1	1	2	1	1	0	0	0	0	0	0	0	6
17:45	0	1	3	3	0	0	0	0	0	0	0	0	0	7
18:00	2	1	1	0	0	0	0	0	0	0	0	0	0	4
18:15	0	1	2	0	0	0	0	0	0	0	0	0	0	3
18:30	1	1	0	2	0	0	0	0	0	0	0	0	0	4
18:45	0	0	2	1	1	0	0	0	0	0	0	0	0	4
19:00	0	0	1	1	1	0	0	0	0	0	0	0	0	3
19:15	0	0	1	1	0	0	0	0	0	0	0	0	0	2
19:30	0	1	0	1	0	0	0	0	0	0	0	0	0	2
19:45	0	0	0	1	0	0	0	0	0	0	0	0	0	1
20:00	0	0	1	1	0	0	0	0	0	0	0	0	0	2
20:15	0	0	0	1	1	0	0	0	0	0	0	0	0	2
20:30	1	0	0	0	0	0	0	0	0	0	0	0	0	1
20:45	0	0	0	0	0	0	0	0	0	0	0	0	0	0
21:00	0	0	0	0	0	0	0	0	0	0	0	0	0	0
21:15	0	0	0	0	0	0	0	0	0	0	0	0	0	0
21:30	0	0	1	0	0	0	0	0	0	0	0	0	0	1
21:45	0	0	0	0	0	0	0	0	0	0	0	0	0	0
22:00	0	1	0	0	0	0	0	0	0	0	0	0	0	1
22:15	0	0	1	0	0	0	0	0	0	0	0	0	0	1
22:30	0	0	0	0	0	0	0	0	0	0	0	0	0	0
22:45	0	0	0	0	0	0	0	0	0	0	0	0	0	0
23:00	0	0	0	0	0	0	0	0	0	0	0	0	0	0
23:15	0	1	0	0	0	0	0	0	0	0	0	0	0	1
23:30	0	0	0	0	0	0	0	0	0	0	0	0	0	0
23:45	0	0	0	0	0	0	0	0	0	0	0	0	0	0
Totals	10	33	75	81	31	6								236
% of Totals	4%	14%	32%	34%	13%	3%								100%

AM Volumes	3	10	35	24	15	4	0	0	0	0	0	0	0	93
% AM	1%	4%	15%	10%	6%	2%								39%
AM Peak Hour	05:15	10:00	07:15	07:30	07:15	07:30								07:30
Volume	1	6	21	9	7	3								40
PM Volumes	7	23	40	57	16	2	0	0	0	0	0	0	0	145
% PM	3%	10%	17%	24%	7%	1%								61%
PM Peak Hour	17:45	16:15	15:00	15:00	14:45	13:30								15:00
Volume	3	6	12	18	6	1								41

Directional Peak Periods	AM 7-9			NOON 12-2			PM 4-6			Off Peak Volumes		
All Classes	Volume	⟷	%	Volume	⟷	%	Volume	⟷	%	Volume	⟷	%
	47		20%	21		9%	32		14%	136		58%

Street Name	Direction	Percentiles					
		15th	50th	Average	85th	95th	ADT
S Griffith Park Dr	North Bound	19	25	25	30	34	236
S Griffith Park Dr	South Bound	17	24	24	30	34	190

Prepared by National Data & Surveying Services

SPEED

S Griffith Park Dr Bet. W Verdugo Ave & W Oak St

Day: Wednesday
Date: 1/18/2023

City: Burbank
Project #: CA23_020030_023s

South Bound

Time	< 15	15 - 19	20 - 24	25 - 29	30 - 34	35 - 39	40 - 44	45 - 49	50 - 54	55 - 59	60 - 64	65 - 69	70 +	Total
00:00 AM	0	0	0	0	0	0	0	0	0	0	0	0	0	0
00:15	0	0	0	0	0	0	0	0	0	0	0	0	0	0
00:30	0	0	0	0	0	0	0	0	0	0	0	0	0	0
00:45	0	0	0	0	0	0	0	0	0	0	0	0	0	0
01:00	0	0	0	0	0	0	0	0	0	0	0	0	0	0
01:15	0	0	0	0	0	0	0	0	0	0	0	0	0	0
01:30	0	0	0	0	1	0	0	0	0	0	0	0	0	1
01:45	0	0	0	0	0	0	0	0	0	0	0	0	0	0
02:00	0	0	0	0	0	0	0	0	0	0	0	0	0	0
02:15	0	0	0	0	0	0	0	0	0	0	0	0	0	0
02:30	0	0	0	0	0	0	0	0	0	0	0	0	0	0
02:45	0	0	0	0	0	0	0	0	0	0	0	0	0	0
03:00	0	0	0	1	0	0	0	0	0	0	0	0	0	1
03:15	0	0	0	0	0	0	0	0	0	0	0	0	0	0
03:30	0	0	0	0	0	0	0	0	0	0	0	0	0	0
03:45	0	0	0	0	0	0	0	0	0	0	0	0	0	0
04:00	0	0	0	0	0	0	0	0	0	0	0	0	0	0
04:15	0	0	0	0	0	0	0	0	0	0	0	0	0	0
04:30	0	0	0	0	0	0	0	0	0	0	0	0	0	0
04:45	0	0	0	0	0	0	0	0	0	0	0	0	0	0
05:00	0	0	0	0	0	0	0	0	0	0	0	0	0	0
05:15	0	0	0	0	0	0	0	0	0	0	0	0	0	0
05:30	0	0	0	1	0	0	0	0	0	0	0	0	0	1
05:45	0	0	0	0	0	0	0	0	0	0	0	0	0	0
06:00	0	0	0	0	0	0	0	0	0	0	0	0	0	0
06:15	0	0	0	1	0	0	0	0	0	0	0	0	0	1
06:30	0	1	0	0	0	0	0	0	0	0	0	0	0	1
06:45	0	0	1	0	0	0	0	0	0	0	0	0	0	1
07:00	0	1	0	1	0	0	0	0	0	0	0	0	0	2
07:15	0	0	0	1	0	0	0	0	0	0	0	0	0	1
07:30	0	0	6	6	0	0	0	0	0	0	0	0	0	12
07:45	1	2	5	4	1	0	0	0	0	0	0	0	0	13
08:00	0	0	1	0	0	0	0	0	0	0	0	0	0	1
08:15	0	1	0	1	1	0	0	0	0	0	0	0	0	3
08:30	1	2	1	1	0	0	0	0	0	0	0	0	0	5
08:45	3	0	0	0	1	0	0	0	0	0	0	0	0	4
09:00	0	1	0	1	0	0	0	0	0	0	0	0	0	2
09:15	0	0	0	0	0	0	0	0	0	0	0	0	0	0
09:30	0	0	1	0	0	0	0	0	0	0	0	0	0	1
09:45	0	0	1	2	0	0	0	0	0	0	0	0	0	3
10:00	0	0	1	0	0	0	0	0	0	0	0	0	0	1
10:15	0	1	0	1	0	0	0	0	0	0	0	0	0	2
10:30	0	0	0	0	0	0	0	0	0	0	0	0	0	0
10:45	0	0	0	0	0	0	0	0	0	0	0	0	0	0
11:00	0	1	1	0	1	0	0	0	0	0	0	0	0	3
11:15	0	0	0	2	0	0	0	0	0	0	0	0	0	2
11:30	0	0	2	0	0	0	0	0	0	0	0	0	0	2
11:45	1	0	0	0	0	0	0	0	0	0	0	0	0	1
12:00 PM	0	1	0	1	0	0	0	0	0	0	0	0	0	2
12:15	0	0	2	1	0	0	0	0	0	0	0	0	0	3
12:30	0	0	0	1	1	0	0	0	0	0	0	0	0	2
12:45	0	0	0	1	0	0	0	0	0	0	0	0	0	1
13:00	0	0	0	0	0	0	0	0	0	0	0	0	0	0
13:15	1	2	2	0	0	0	0	0	0	0	0	0	0	5
13:30	0	0	3	0	1	0	0	0	0	0	0	0	0	4
13:45	0	1	0	0	0	0	0	0	0	0	0	0	0	1
14:00	0	0	1	2	1	0	0	0	0	0	0	0	0	4
14:15	0	0	0	1	2	1	0	0	0	0	0	0	0	4
14:30	0	0	2	3	1	1	0	0	0	0	0	0	0	7
14:45	2	1	2	4	1	0	0	0	0	0	0	0	0	10
15:00	1	7	3	4	2	0	0	0	0	0	0	0	0	17
15:15	0	0	1	2	1	1	0	0	0	0	0	0	0	5
15:30	0	1	0	3	0	0	0	0	0	0	0	0	0	4
15:45	1	0	0	0	0	0	0	0	0	0	0	0	0	1
16:00	0	0	0	0	1	0	0	0	0	0	0	0	0	1
16:15	0	1	3	0	1	0	0	0	0	0	0	0	0	5
16:30	0	0	1	1	0	0	0	0	0	0	0	0	0	2
16:45	0	1	2	2	0	0	0	0	0	0	0	0	0	5
17:00	0	0	1	0	0	0	0	0	0	0	0	0	0	1
17:15	0	0	1	1	0	1	0	0	0	0	0	0	0	3
17:30	0	1	3	0	3	0	0	0	0	0	0	0	0	7
17:45	0	1	1	1	0	0	0	0	0	0	0	0	0	3
18:00	0	0	0	1	0	0	0	0	0	0	0	0	0	1
18:15	1	0	0	1	1	0	0	0	0	0	0	0	0	3
18:30	0	1	1	0	0	0	0	0	0	0	0	0	0	2
18:45	0	1	0	0	0	0	0	0	0	0	0	0	0	1
19:00	0	0	0	2	0	0	0	0	0	0	0	0	0	2
19:15	0	0	1	0	0	0	0	0	0	0	0	0	0	1
19:30	0	0	4	1	0	0	0	0	0	0	0	0	0	5
19:45	1	0	0	1	0	0	0	0	0	0	0	0	0	2
20:00	0	0	0	0	0	0	0	0	0	0	0	0	0	0
20:15	0	0	0	1	0	0	0	0	0	0	0	0	0	1
20:30	1	0	1	0	0	0	0	0	0	0	0	0	0	2
20:45	0	1	0	0	1	1	0	0	0	0	0	0	0	3
21:00	0	0	0	0	0	0	0	0	0	0	0	0	0	0
21:15	0	0	0	0	1	0	0	0	0	0	0	0	0	1
21:30	0	0	0	1	1	0	0	0	0	0	0	0	0	2
21:45	0	0	0	0	0	0	0	0	0	0	0	0	0	0
22:00	0	0	0	0	0	0	0	0	0	0	0	0	0	0
22:15	0	0	0	0	0	0	0	0	0	0	0	0	0	0
22:30	0	0	0	0	0	0	0	0	0	0	0	0	0	0
22:45	0	0	0	0	0	0	0	0	0	0	0	0	0	0
23:00	0	1	0	0	0	0	0	0	0	0	0	0	0	1
23:15	0	1	1	0	0	0	0	0	0	0	0	0	0	2
23:30	0	0	0	0	0	0	0	0	0	0	0	0	0	0
23:45	0	0	0	0	0	0	0	0	0	0	0	0	0	0
Totals	14	32	56	59	24	5								190
% of Totals	7%	17%	29%	31%	13%	3%								100%

AM Volumes	6	10	20	23	5	0	0	0	0	0	0	0	0	64
% AM	3%	5%	11%	12%	3%									34%
AM Peak Hour	08:00	07:45	07:15	07:00	07:30									07:30
Volume	4	5	12	12	2									29
PM Volumes	8	22	36	36	19	5	0	0	0	0	0	0	0	126
% PM	4%	12%	19%	19%	10%	3%								66%
PM Peak Hour	14:15	14:45	14:30	14:30	14:15	13:45								14:30
Volume	3	9	8	13	6	2								39

Directional Peak Periods	AM 7-9			NOON 12-2			PM 4-6			Off Peak Volumes		
All Classes	Volume	⟷	%	Volume	⟷	%	Volume	⟷	%	Volume	⟷	%
	41		22%	18		9%	27		14%	104		55%

Street Name	Direction	Percentiles					
		15th	50th	Average	85th	95th	ADT
S Griffith Park Dr	North Bound	19	25	25	30	34	236
S Griffith Park Dr	South Bound	17	24	24	30	34	190

Prepared by National Data & Surveying Services

SPEED

S Griffith Park Dr Bet. W Verdugo Ave & W Oak St

Day: Wednesday
Date: 1/18/2023

City: Burbank
Project #: CA23_020030_023

Summary

Time	< 15	15 - 19	20 - 24	25 - 29	30 - 34	35 - 39	40 - 44	45 - 49	50 - 54	55 - 59	60 - 64	65 - 69	70 +	Total
00:00 AM	0	0	0	0	0	0	0	0	0	0	0	0	0	0
00:15	0	0	0	1	0	0	0	0	0	0	0	0	0	1
00:30	0	0	0	0	0	0	0	0	0	0	0	0	0	0
00:45	0	0	0	0	0	0	0	0	0	0	0	0	0	0
01:00	0	0	0	0	0	0	0	0	0	0	0	0	0	0
01:15	0	0	0	0	0	0	0	0	0	0	0	0	0	0
01:30	0	0	0	0	1	0	0	0	0	0	0	0	0	1
01:45	0	0	0	0	0	0	0	0	0	0	0	0	0	0
02:00	0	0	0	0	0	0	0	0	0	0	0	0	0	0
02:15	0	0	0	0	0	0	0	0	0	0	0	0	0	0
02:30	0	0	0	0	0	0	0	0	0	0	0	0	0	0
02:45	0	0	0	0	0	0	0	0	0	0	0	0	0	0
03:00	0	0	0	1	0	0	0	0	0	0	0	0	0	1
03:15	0	0	0	0	0	0	0	0	0	0	0	0	0	0
03:30	0	0	0	0	0	0	0	0	0	0	0	0	0	0
03:45	0	0	0	0	0	0	0	0	0	0	0	0	0	0
04:00	0	0	0	0	0	0	0	0	0	0	0	0	0	0
04:15	0	0	0	0	0	0	0	0	0	0	0	0	0	0
04:30	0	0	0	0	0	0	0	0	0	0	0	0	0	0
04:45	0	0	0	0	0	0	0	0	0	0	0	0	0	0
05:00	0	0	0	0	0	0	0	0	0	0	0	0	0	0
05:15	0	0	0	0	0	0	0	0	0	0	0	0	0	0
05:30	0	0	0	1	0	0	0	0	0	0	0	0	0	1
05:45	0	0	2	0	0	0	0	0	0	0	0	0	0	2
06:00	1	0	0	1	1	0	0	0	0	0	0	0	0	3
06:15	0	1	0	1	0	0	0	0	0	0	0	0	0	2
06:30	0	1	0	0	0	0	0	0	0	0	0	0	0	1
06:45	0	0	2	1	0	0	0	0	0	0	0	0	0	3
07:00	1	1	0	1	0	0	0	0	0	0	0	0	0	3
07:15	0	0	1	1	1	0	0	0	0	0	0	0	0	3
07:30	0	1	9	9	0	0	0	0	0	0	0	0	0	19
07:45	1	2	19	8	5	2	0	0	0	0	0	0	0	37
08:00	0	0	4	0	2	0	0	0	0	0	0	0	0	6
08:15	0	1	1	3	1	1	0	0	0	0	0	0	0	7
08:30	1	2	2	2	0	0	0	0	0	0	0	0	0	7
08:45	3	1	0	1	1	0	0	0	0	0	0	0	0	6
09:00	0	1	0	1	0	0	0	0	0	0	0	0	0	2
09:15	0	0	0	1	1	0	0	0	0	0	0	0	0	2
09:30	0	0	3	0	2	0	0	0	0	0	0	0	0	5
09:45	0	0	2	3	1	0	0	0	0	0	0	0	0	6
10:00	0	2	3	0	1	1	0	0	0	0	0	0	0	7
10:15	0	2	2	3	0	0	0	0	0	0	0	0	0	7
10:30	0	2	0	0	0	0	0	0	0	0	0	0	0	2
10:45	0	1	2	3	0	0	0	0	0	0	0	0	0	6
11:00	1	1	1	0	1	0	0	0	0	0	0	0	0	4
11:15	0	0	0	3	1	0	0	0	0	0	0	0	0	4
11:30	0	0	2	1	1	0	0	0	0	0	0	0	0	4
11:45	1	1	0	1	0	0	0	0	0	0	0	0	0	3
12:00 PM	0	2	0	2	0	0	0	0	0	0	0	0	0	4
12:15	0	0	2	3	0	0	0	0	0	0	0	0	0	5
12:30	0	0	0	1	1	0	0	0	0	0	0	0	0	2
12:45	0	0	0	3	2	0	0	0	0	0	0	0	0	5
13:00	0	0	1	2	1	0	0	0	0	0	0	0	0	4
13:15	1	2	4	2	1	0	0	0	0	0	0	0	0	10
13:30	0	0	3	1	1	0	0	0	0	0	0	0	0	5
13:45	0	1	1	2	0	0	0	0	0	0	0	0	0	4
14:00	0	1	2	3	2	0	0	0	0	0	0	0	0	8
14:15	0	0	2	4	2	2	0	0	0	0	0	0	0	10
14:30	0	1	3	6	1	1	0	0	0	0	0	0	0	12
14:45	3	1	3	4	3	0	0	0	0	0	0	0	0	14
15:00	1	10	8	13	5	0	0	0	0	0	0	0	0	37
15:15	0	1	4	6	1	1	0	0	0	0	0	0	0	13
15:30	0	1	2	5	1	0	0	0	0	0	0	0	0	9
15:45	2	1	2	3	1	0	0	0	0	0	0	0	0	9
16:00	0	0	2	0	1	0	0	0	0	0	0	0	0	3
16:15	0	3	5	3	1	0	0	0	0	0	0	0	0	12
16:30	0	1	2	2	0	0	0	0	0	0	0	0	0	5
16:45	0	2	2	2	0	0	0	0	0	0	0	0	0	6
17:00	1	2	1	2	0	0	0	0	0	0	0	0	0	6
17:15	0	1	1	1	0	1	0	0	0	0	0	0	0	4
17:30	0	2	4	2	4	1	0	0	0	0	0	0	0	13
17:45	0	2	4	4	0	0	0	0	0	0	0	0	0	10
18:00	2	1	1	1	0	0	0	0	0	0	0	0	0	5
18:15	1	1	2	1	1	0	0	0	0	0	0	0	0	6
18:30	1	2	1	2	0	0	0	0	0	0	0	0	0	6
18:45	0	1	2	1	1	0	0	0	0	0	0	0	0	5
19:00	0	0	1	3	1	0	0	0	0	0	0	0	0	5
19:15	0	0	2	1	0	0	0	0	0	0	0	0	0	3
19:30	0	1	4	2	0	0	0	0	0	0	0	0	0	7
19:45	1	0	0	2	0	0	0	0	0	0	0	0	0	3
20:00	0	0	1	1	0	0	0	0	0	0	0	0	0	2
20:15	0	0	0	2	1	0	0	0	0	0	0	0	0	3
20:30	2	0	1	0	0	0	0	0	0	0	0	0	0	3
20:45	0	1	0	0	1	1	0	0	0	0	0	0	0	3
21:00	0	0	0	0	0	0	0	0	0	0	0	0	0	0
21:15	0	0	0	0	1	0	0	0	0	0	0	0	0	1
21:30	0	0	1	1	1	0	0	0	0	0	0	0	0	3
21:45	0	0	0	0	0	0	0	0	0	0	0	0	0	0
22:00	0	1	0	0	0	0	0	0	0	0	0	0	0	1
22:15	0	0	1	0	0	0	0	0	0	0	0	0	0	1
22:30	0	0	0	0	0	0	0	0	0	0	0	0	0	0
22:45	0	0	0	0	0	0	0	0	0	0	0	0	0	0
23:00	0	1	0	0	0	0	0	0	0	0	0	0	0	1
23:15	0	2	1	0	0	0	0	0	0	0	0	0	0	3
23:30	0	0	0	0	0	0	0	0	0	0	0	0	0	0
23:45	0	0	0	0	0	0	0	0	0	0	0	0	0	0
Totals	24	65	131	140	55	11								426
% of Totals	6%	15%	31%	33%	13%	3%								100%

AM Volumes	9	20	55	47	20	4	0	0	0	0	0	0	0	155
% AM	2%	5%	13%	11%	5%	1%								36%
AM Peak Hour	08:00	10:00	07:15	07:30	07:15	07:30								07:30
Volume	4	7	33	20	8	3								69
PM Volumes	15	45	76	93	35	7	0	0	0	0	0	0	0	271
% PM	4%	11%	18%	22%	8%	2%								64%
PM Peak Hour	14:15	14:30	14:30	14:30	14:15	13:45								14:30
Volume	4	13	18	29	11	3								76

Directional Peak Periods	AM 7-9			NOON 12-2			PM 4-6			Off Peak Volumes		
All Classes	Volume	↔	%	Volume	↔	%	Volume	↔	%	Volume	↔	%
	88	↔	21%	39	↔	9%	59	↔	14%	240	↔	56%

Street Name	Direction	Percentiles					
		15th	50th	Average	85th	95th	ADT
S Griffith Park Dr	Summary	18	25	24	30	34	426

Prepared by National Data & Surveying Services

SPEED

S Griffith Park Dr Bet. W Verdugo Ave & W Oak St

Day: Wednesday
Date: 1/18/2023

City: Burbank
Project #: CA23_020030_023n

North Bound

Time	< 15	15 - 19	20 - 24	25 - 29	30 - 34	35 - 39	40 - 44	45 - 49	50 - 54	55 - 59	60 - 64	65 - 69	70 +	Total
00:00 AM	0	0	0	1	0	0	0	0	0	0	0	0	0	1
01:00	0	0	0	0	0	0	0	0	0	0	0	0	0	0
02:00	0	0	0	0	0	0	0	0	0	0	0	0	0	0
03:00	0	0	0	0	0	0	0	0	0	0	0	0	0	0
04:00	0	0	0	0	0	0	0	0	0	0	0	0	0	0
05:00	0	0	2	0	0	0	0	0	0	0	0	0	0	2
06:00	1	1	1	2	1	0	0	0	0	0	0	0	0	6
07:00	1	1	18	7	5	2	0	0	0	0	0	0	0	34
08:00	0	1	5	4	2	1	0	0	0	0	0	0	0	13
09:00	0	0	3	2	4	0	0	0	0	0	0	0	0	9
10:00	0	6	6	5	1	1	0	0	0	0	0	0	0	19
11:00	1	1	0	3	2	0	0	0	0	0	0	0	0	7
12:00 PM	0	1	0	5	2	0	0	0	0	0	0	0	0	8
13:00	0	0	4	7	2	0	0	0	0	0	0	0	0	13
14:00	1	2	5	7	3	1	0	0	0	0	0	0	0	19
15:00	1	5	12	18	5	0	0	0	0	0	0	0	0	41
16:00	0	4	5	4	0	0	0	0	0	0	0	0	0	13
17:00	1	5	4	7	1	1	0	0	0	0	0	0	0	19
18:00	3	3	5	3	1	0	0	0	0	0	0	0	0	15
19:00	0	1	2	4	1	0	0	0	0	0	0	0	0	8
20:00	1	0	1	2	1	0	0	0	0	0	0	0	0	5
21:00	0	0	1	0	0	0	0	0	0	0	0	0	0	1
22:00	0	1	1	0	0	0	0	0	0	0	0	0	0	2
23:00	0	1	0	0	0	0	0	0	0	0	0	0	0	1
Totals	10	33	75	81	31	6								236
% of Totals	4%	14%	32%	34%	13%	3%								100%

AM Volumes	3	10	35	24	15	4	0	0	0	0	0	0	0	91
% AM	1%	4%	15%	10%	6%	2%								39%
AM Peak Hour	06:00	10:00	07:00	07:00	07:00	07:00								07:00
Volume	1	6	18	7	5	2								34
PM Volumes	7	23	40	57	16	2	0	0	0	0	0	0	0	145
% PM	3%	10%	17%	24%	7%	1%								61%
PM Peak Hour	18:00	15:00	15:00	15:00	15:00	14:00								15:00
Volume	3	5	12	18	5	1								41

Directional Peak Periods	AM 7-9			NOON 12-2			PM 4-6			Off Peak Volumes		
All Speeds	Volume		%	Volume		%	Volume		%	Volume		%
	47	↔	20%	21	↔	9%	32	↔	14%	136	↔	58%

Street Name	Direction	Percentiles					
		15th	50th	Average	85th	95th	ADT
S Griffith Park Dr	North Bound	19	25	25	30	34	236
S Griffith Park Dr	South Bound	17	24	24	30	34	190

Prepared by National Data & Surveying Services

SPEED

S Griffith Park Dr Bet. W Verdugo Ave & W Oak St

Day: Wednesday
Date: 1/18/2023

City: Burbank
Project #: CA23_020030_023s

South Bound

Time	< 15	15 - 19	20 - 24	25 - 29	30 - 34	35 - 39	40 - 44	45 - 49	50 - 54	55 - 59	60 - 64	65 - 69	70 +	Total
00:00 AM	0	0	0	0	0	0	0	0	0	0	0	0	0	0
01:00	0	0	0	0	1	0	0	0	0	0	0	0	0	1
02:00	0	0	0	0	0	0	0	0	0	0	0	0	0	0
03:00	0	0	0	1	0	0	0	0	0	0	0	0	0	1
04:00	0	0	0	0	0	0	0	0	0	0	0	0	0	0
05:00	0	0	0	1	0	0	0	0	0	0	0	0	0	1
06:00	0	1	1	1	0	0	0	0	0	0	0	0	0	3
07:00	1	3	11	12	1	0	0	0	0	0	0	0	0	28
08:00	4	3	2	2	2	0	0	0	0	0	0	0	0	13
09:00	0	1	2	3	0	0	0	0	0	0	0	0	0	6
10:00	0	1	1	1	0	0	0	0	0	0	0	0	0	3
11:00	1	1	3	2	1	0	0	0	0	0	0	0	0	8
12:00 PM	0	1	2	4	1	0	0	0	0	0	0	0	0	8
13:00	1	3	5	0	1	0	0	0	0	0	0	0	0	10
14:00	2	1	5	10	5	2	0	0	0	0	0	0	0	25
15:00	2	8	4	9	3	1	0	0	0	0	0	0	0	27
16:00	0	2	6	3	2	0	0	0	0	0	0	0	0	13
17:00	0	2	6	2	3	1	0	0	0	0	0	0	0	14
18:00	1	2	1	2	1	0	0	0	0	0	0	0	0	7
19:00	1	0	5	4	0	0	0	0	0	0	0	0	0	10
20:00	1	1	1	1	1	1	0	0	0	0	0	0	0	6
21:00	0	0	0	1	2	0	0	0	0	0	0	0	0	3
22:00	0	0	0	0	0	0	0	0	0	0	0	0	0	0
23:00	0	2	1	0	0	0	0	0	0	0	0	0	0	3
Totals	14	32	56	59	24	5								190
% of Totals	7%	17%	29%	31%	13%	3%								100%

AM Volumes	6	10	20	23	5	0	0	0	0	0	0	0	0	64
% AM	3%	5%	11%	12%	3%									34%
AM Peak Hour	08:00	07:00	07:00	07:00	08:00									07:00
Volume	4	3	11	12	2									28
PM Volumes	8	22	36	36	19	5	0	0	0	0	0	0	0	126
% PM	4%	12%	19%	19%	10%	3%								66%
PM Peak Hour	14:00	15:00	16:00	14:00	14:00	14:00								15:00
Volume	2	8	6	10	5	2								27

Directional Peak Periods	AM 7-9			NOON 12-2			PM 4-6			Off Peak Volumes		
All Speeds	Volume		%	Volume		%	Volume		%	Volume		%
	41	↔	22%	18	↔	9%	27	↔	14%	104	↔	55%

Street Name	Direction	Percentiles					
		15th	50th	Average	85th	95th	ADT
S Griffith Park Dr	North Bound	19	25	25	30	34	236
S Griffith Park Dr	South Bound	17	24	24	30	34	190

Prepared by National Data & Surveying Services

SPEED

S Griffith Park Dr Bet. W Verdugo Ave & W Oak St

Day: Wednesday
Date: 1/18/2023

City: Burbank
Project #: CA23_020030_023

Summary

Time	< 15	15 - 19	20 - 24	25 - 29	30 - 34	35 - 39	40 - 44	45 - 49	50 - 54	55 - 59	60 - 64	65 - 69	70 +	Total
00:00 AM	0	0	0	1	0	0	0	0	0	0	0	0	0	1
01:00	0	0	0	0	1	0	0	0	0	0	0	0	0	1
02:00	0	0	0	0	0	0	0	0	0	0	0	0	0	0
03:00	0	0	0	1	0	0	0	0	0	0	0	0	0	1
04:00	0	0	0	0	0	0	0	0	0	0	0	0	0	0
05:00	0	0	2	1	0	0	0	0	0	0	0	0	0	3
06:00	1	2	2	3	1	0	0	0	0	0	0	0	0	9
07:00	2	4	29	19	6	2	0	0	0	0	0	0	0	62
08:00	4	4	7	6	4	1	0	0	0	0	0	0	0	26
09:00	0	1	5	5	4	0	0	0	0	0	0	0	0	15
10:00	0	7	7	6	1	1	0	0	0	0	0	0	0	22
11:00	2	2	3	5	3	0	0	0	0	0	0	0	0	15
12:00 PM	0	2	2	9	3	0	0	0	0	0	0	0	0	16
13:00	1	3	9	7	3	0	0	0	0	0	0	0	0	23
14:00	3	3	10	17	8	3	0	0	0	0	0	0	0	44
15:00	3	13	16	27	8	1	0	0	0	0	0	0	0	68
16:00	0	6	11	7	2	0	0	0	0	0	0	0	0	26
17:00	1	7	10	9	4	2	0	0	0	0	0	0	0	33
18:00	4	5	6	5	2	0	0	0	0	0	0	0	0	22
19:00	1	1	7	8	1	0	0	0	0	0	0	0	0	18
20:00	2	1	2	3	2	1	0	0	0	0	0	0	0	11
21:00	0	0	1	1	2	0	0	0	0	0	0	0	0	4
22:00	0	1	1	0	0	0	0	0	0	0	0	0	0	2
23:00	0	3	1	0	0	0	0	0	0	0	0	0	0	4
Totals	24	65	131	140	55	11								426
% of Totals	6%	15%	31%	33%	13%	3%								100%

AM Volumes	9	20	55	47	20	4	0	0	0	0	0	0	0	155
% AM	2%	5%	13%	11%	5%	1%								36%
AM Peak Hour	08:00	10:00	07:00	07:00	07:00	07:00								07:00
Volume	4	7	29	19	6	2								62
PM Volumes	15	45	76	93	35	7	0	0	0	0	0	0	0	271
% PM	4%	11%	18%	22%	8%	2%								64%
PM Peak Hour	18:00	15:00	15:00	15:00	14:00	14:00								15:00
Volume	4	13	16	27	8	3								68

Directional Peak Periods	AM 7-9			NOON 12-2			PM 4-6			Off Peak Volumes		
All Speeds	Volume		%	Volume		%	Volume		%	Volume		%
	88	↔	21%	39	↔	9%	59	↔	14%	240	↔	56%

Street Name	Direction	Percentiles					
		15th	50th	Average	85th	95th	ADT
S Griffith Park Dr	Summary	18	25	24	30	34	426

Prepared by NDS/ATD

Prepared by National Data & Surveying Services

VOLUME

S Griffith Park Dr Bet. W Verdugo Ave & W Oak St

Day: Wednesday
Date: 1/18/2023

City: Burbank
Project #: CA23_020030_023

DAILY TOTALS	NB	SB	EB	WB	Total
	236	190	0	0	426

AM Period	NB		SB		EB	WB	TOTAL		PM Period	NB		SB		EB	WB	TOTAL	
00:00	0		0		0	0			12:00	2		2		0	0	4	
00:15	1		0		0	0	1		12:15	2		3		0	0	5	
00:30	0		0		0	0			12:30	0		2		0	0	2	
00:45	0	1	0		0	0		1	12:45	4	8	1	8	0	0	5	16
01:00	0		0		0	0			13:00	4		0		0	0	4	
01:15	0		0		0	0			13:15	5		5		0	0	10	
01:30	0		1		0	0	1		13:30	1		4		0	0	5	
01:45	0		0	1	0	0		1	13:45	3	13	1	10	0	0	4	23
02:00	0		0		0	0			14:00	4		4		0	0	8	
02:15	0		0		0	0			14:15	6		4		0	0	10	
02:30	0		0		0	0			14:30	5		7		0	0	12	
02:45	0		0		0	0			14:45	4	19	10	25	0	0	14	44
03:00	0		1		0	0	1		15:00	20		17		0	0	37	
03:15	0		0		0	0			15:15	8		5		0	0	13	
03:30	0		0		0	0			15:30	5		4		0	0	9	
03:45	0		0	1	0	0		1	15:45	8	41	1	27	0	0	9	68
04:00	0		0		0	0			16:00	2		1		0	0	3	
04:15	0		0		0	0			16:15	7		5		0	0	12	
04:30	0		0		0	0			16:30	3		2		0	0	5	
04:45	0		0		0	0			16:45	1	13	5	13	0	0	6	26
05:00	0		0		0	0			17:00	5		1		0	0	6	
05:15	0		0		0	0			17:15	1		3		0	0	4	
05:30	0		1		0	0	1		17:30	6		7		0	0	13	
05:45	2	2	0	1	0	0	2	3	17:45	7	19	3	14	0	0	10	33
06:00	3		0		0	0	3		18:00	4		1		0	0	5	
06:15	1		1		0	0	2		18:15	3		3		0	0	6	
06:30	0		1		0	0	1		18:30	4		2		0	0	6	
06:45	2	6	1	3	0	0	3	9	18:45	4	15	1	7	0	0	5	22
07:00	1		2		0	0	3		19:00	3		2		0	0	5	
07:15	2		1		0	0	3		19:15	2		1		0	0	3	
07:30	7		12		0	0	19		19:30	2		5		0	0	7	
07:45	24	34	13	28	0	0	37	62	19:45	1	8	2	10	0	0	3	18
08:00	5		1		0	0	6		20:00	2		0		0	0	2	
08:15	4		3		0	0	7		20:15	2		1		0	0	3	
08:30	2		5		0	0	7		20:30	1		2		0	0	3	
08:45	2	13	4	13	0	0	6	26	20:45	0	5	3	6	0	0	3	11
09:00	0		2		0	0	2		21:00	0		0		0	0		
09:15	2		0		0	0	2		21:15	0		1		0	0	1	
09:30	4		1		0	0	5		21:30	1		2		0	0	3	
09:45	3	9	3	6	0	0	6	15	21:45	0	1	0	3	0	0		4
10:00	6		1		0	0	7		22:00	1		0		0	0	1	
10:15	5		2		0	0	7		22:15	1		0		0	0	1	
10:30	2		0		0	0	2		22:30	0		0		0	0		
10:45	6	19	0	3	0	0	6	22	22:45	0	2	0		0	0		2
11:00	1		3		0	0	4		23:00	0		1		0	0	1	
11:15	2		2		0	0	4		23:15	1		2		0	0	3	
11:30	2		2		0	0	4		23:30	0		0		0	0		
11:45	2	7	1	8	0	0	3	15	23:45	0	1	0	3	0	0		4
TOTALS		91		64				155	TOTALS		145		126				271
SPLIT %		58.7%		41.3%				36.4%	SPLIT %		53.5%		46.5%				63.6%

DAILY TOTALS	NB	SB	EB	WB	Total
	236	190	0	0	426

AM Peak Hour	07:30	07:30			07:30	PM Peak Hour	15:00	14:30			14:30
AM Pk Volume	40	29			69	PM Pk Volume	41	39			76
Pk Hr Factor	0.417	0.558			0.466	Pk Hr Factor	0.513	0.574			0.514
7 - 9 Volume	47	41	0	0	88	4 - 6 Volume	32	27	0	0	59
7 - 9 Peak Hour	07:30	07:30			07:30	4 - 6 Peak Hour	17:00	16:45			17:00
7 - 9 Pk Volume	40	29	0	0	69	4 - 6 Pk Volume	19	16	0	0	33
Pk Hr Factor	0.417	0.558	0.000	0.000	0.466	Pk Hr Factor	0.679	0.571	0.000	0.000	0.635

Prepared by NDS/ATD

Project #: CA23_020030_023 **City:** Burbank

Location: S Griffith Park Dr Bet. W Verdugo Ave & W **Date:** 1/18/2023

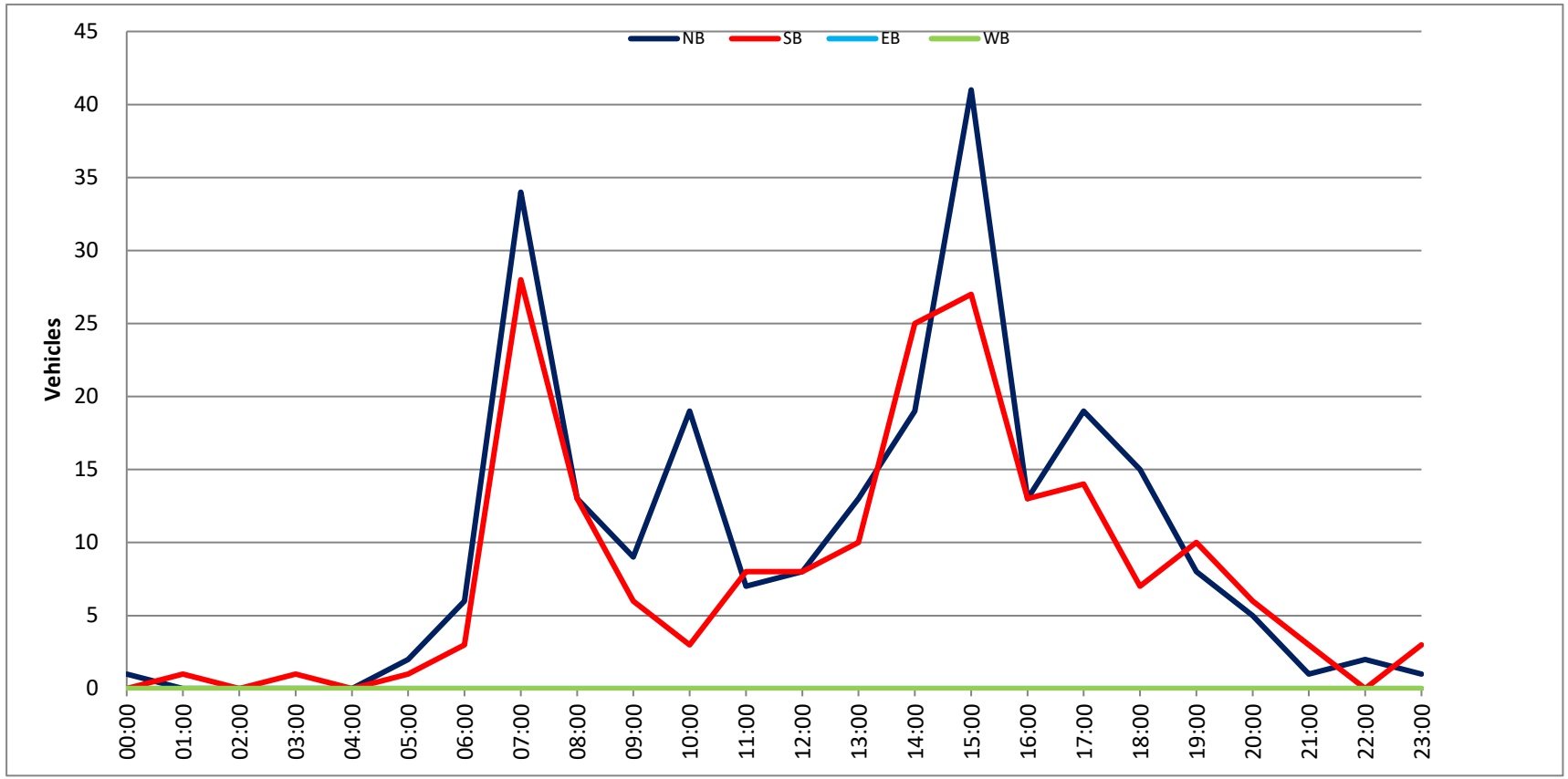

Prepared by National Data & Surveying Services

SPEED

S Griffith Park Dr Bet. W Verdugo Ave & W Oak St

Day: Thursday
Date: 1/19/2023

City: Burbank
Project #: CA23_020030_023n

North Bound

Time	< 15	15 - 19	20 - 24	25 - 29	30 - 34	35 - 39	40 - 44	45 - 49	50 - 54	55 - 59	60 - 64	65 - 69	70 +	Total
00:00 AM	0	0	0	0	0	0	0	0	0	0	0	0	0	0
00:15	0	0	0	0	0	0	0	0	0	0	0	0	0	0
00:30	0	0	0	0	0	0	0	0	0	0	0	0	0	0
00:45	0	0	0	0	0	0	0	0	0	0	0	0	0	0
01:00	0	0	0	0	0	0	0	0	0	0	0	0	0	0
01:15	0	0	0	0	0	0	0	0	0	0	0	0	0	0
01:30	0	0	0	0	0	0	0	0	0	0	0	0	0	0
01:45	0	0	0	0	0	0	0	0	0	0	0	0	0	0
02:00	0	0	0	0	0	0	0	0	0	0	0	0	0	0
02:15	0	0	0	0	0	0	0	0	0	0	0	0	0	0
02:30	0	0	0	0	0	0	0	0	0	0	0	0	0	0
02:45	0	0	0	0	0	0	0	0	0	0	0	0	0	0
03:00	0	0	0	0	0	0	0	0	0	0	0	0	0	0
03:15	0	0	0	0	0	0	0	0	0	0	0	0	0	0
03:30	0	0	0	0	0	0	0	0	0	0	0	0	0	0
03:45	0	0	0	0	0	0	0	0	0	0	0	0	0	0
04:00	0	0	0	0	0	0	0	0	0	0	0	0	0	0
04:15	0	0	1	0	0	0	0	0	0	0	0	0	0	1
04:30	0	0	0	0	0	0	0	0	0	0	0	0	0	0
04:45	0	0	0	0	0	0	0	0	0	0	0	0	0	0
05:00	0	0	0	0	0	0	0	0	0	0	0	0	0	0
05:15	0	0	0	0	0	0	0	0	0	0	0	0	0	0
05:30	0	0	1	0	0	0	0	0	0	0	0	0	0	1
05:45	0	0	2	0	0	0	0	0	0	0	0	0	0	2
06:00	0	1	1	0	1	0	0	0	0	0	0	0	0	3
06:15	0	0	0	0	1	0	0	0	0	0	0	0	0	1
06:30	0	0	0	0	0	0	0	0	0	0	0	0	0	0
06:45	0	0	1	0	1	0	0	0	0	0	0	0	0	2
07:00	0	0	0	0	0	0	0	0	0	0	0	0	0	0
07:15	0	1	0	0	0	0	0	0	0	0	0	0	0	1
07:30	0	0	5	1	2	0	0	0	0	0	0	0	0	8
07:45	0	2	8	6	5	0	0	0	0	0	0	0	0	21
08:00	0	0	1	2	1	1	0	0	0	0	0	0	0	5
08:15	1	1	2	1	1	1	0	0	0	0	0	0	0	7
08:30	0	0	0	1	2	0	0	0	0	0	0	0	0	3
08:45	0	0	0	1	0	0	0	0	0	0	0	0	0	1
09:00	0	0	0	0	0	0	0	0	0	0	0	0	0	0
09:15	0	0	2	0	0	0	0	0	0	0	0	0	0	2
09:30	1	0	1	0	0	0	0	0	0	0	0	0	0	2
09:45	0	0	2	0	2	0	0	0	0	0	0	0	0	4
10:00	0	0	2	0	0	0	0	0	0	0	0	0	0	2
10:15	1	0	1	2	1	0	0	0	0	0	0	0	0	5
10:30	0	1	0	2	0	0	0	0	0	0	0	0	0	3
10:45	0	1	1	0	0	0	0	0	0	0	0	0	0	2
11:00	0	0	1	0	0	0	0	0	0	0	0	0	0	1
11:15	0	0	1	3	0	0	0	0	0	0	0	0	0	4
11:30	1	0	1	0	0	0	0	0	0	0	0	0	0	2
11:45	0	0	1	2	0	0	0	0	0	0	0	0	0	3
12:00 PM	0	2	0	1	1	0	0	0	0	0	0	0	0	4
12:15	0	0	1	1	1	0	0	0	0	0	0	0	0	3
12:30	0	2	0	1	1	0	0	0	0	0	0	0	0	4
12:45	0	1	3	1	1	0	0	0	0	0	0	0	0	6
13:00	0	1	2	1	0	0	0	0	0	0	0	0	0	4
13:15	0	0	0	0	0	0	0	0	0	0	0	0	0	0
13:30	0	1	0	1	0	0	0	0	0	0	0	0	0	2
13:45	0	1	1	0	0	0	0	0	0	0	0	0	0	2
14:00	0	1	1	2	0	0	0	0	0	0	0	0	0	4
14:15	1	1	0	0	0	0	0	0	0	0	0	0	0	2
14:30	2	1	0	0	0	0	0	0	0	0	0	0	0	3
14:45	0	0	0	0	1	0	0	0	0	0	0	0	0	1
15:00	2	8	8	2	0	0	0	0	0	0	0	0	0	20
15:15	0	0	2	3	2	0	0	0	0	0	0	0	0	7
15:30	0	1	2	0	0	0	0	0	0	0	0	0	0	3
15:45	0	0	0	1	0	0	0	0	0	0	0	0	0	1
16:00	0	0	1	1	0	0	0	0	0	0	0	0	0	2
16:15	2	0	2	1	0	0	0	0	0	0	0	0	0	5
16:30	0	0	2	1	0	0	0	0	0	0	0	0	0	3
16:45	1	2	0	1	1	0	0	0	0	0	0	0	0	5
17:00	1	1	2	2	1	1	0	0	0	0	0	0	0	8
17:15	0	0	1	0	0	0	0	0	0	0	0	0	0	1
17:30	0	1	0	0	0	0	0	0	0	0	0	0	0	1
17:45	0	0	1	2	0	0	0	0	0	0	0	0	0	3
18:00	0	0	0	0	1	0	0	0	0	0	0	0	0	1
18:15	0	3	1	0	0	0	0	0	0	0	0	0	0	4
18:30	0	0	0	2	1	0	0	0	0	0	0	0	0	3
18:45	0	0	1	0	0	0	0	0	0	0	0	0	0	1
19:00	1	0	1	0	0	0	0	0	0	0	0	0	0	2
19:15	0	0	1	1	0	0	0	0	0	0	0	0	0	2
19:30	0	0	2	0	1	0	0	0	0	0	0	0	0	3
19:45	0	0	0	1	0	0	0	0	0	0	0	0	0	1
20:00	0	1	0	1	0	0	0	0	0	0	0	0	0	2
20:15	0	0	0	0	0	0	0	0	0	0	0	0	0	0
20:30	0	0	2	0	0	0	0	0	0	0	0	0	0	2
20:45	0	0	0	0	0	0	0	0	0	0	0	0	0	0
21:00	0	0	0	0	0	0	0	0	0	0	0	0	0	0
21:15	0	0	0	1	0	0	0	0	0	0	0	0	0	1
21:30	0	0	0	0	0	0	0	0	0	0	0	0	0	0
21:45	0	0	1	0	0	0	0	0	0	0	0	0	0	1
22:00	0	0	2	0	0	0	0	0	0	0	0	0	0	2
22:15	0	0	0	0	0	0	0	0	0	0	0	0	0	0
22:30	0	0	0	0	0	0	0	0	0	0	0	0	0	0
22:45	0	0	0	0	0	0	0	0	0	0	0	0	0	0
23:00	0	0	0	0	0	0	0	0	0	0	0	0	0	0
23:15	0	0	0	0	0	0	0	0	0	0	0	0	0	0
23:30	0	0	0	0	0	0	0	0	0	0	0	0	0	0
23:45	0	0	0	0	0	0	0	0	0	0	0	0	0	0
Totals	14	35	75	49	29	3								205
% of Totals	7%	17%	37%	24%	14%	1%								100%

AM Volumes	4	7	35	21	17	2	0	0	0	0	0	0	0	86
% AM	2%	3%	17%	10%	8%	1%								42%
AM Peak Hour	09:30	11:45	07:30	07:30	07:30	07:30								07:30
Volume	2	4	16	10	9	2								41
PM Volumes	10	28	40	28	12	1	0	0	0	0	0	0	0	119
% PM	5%	14%	20%	14%	6%	0%								58%
PM Peak Hour	14:15	14:15	14:45	15:00	12:00	16:15								14:30
Volume	5	10	12	6	4	1								31

Directional Peak Periods	AM 7-9			NOON 12-2			PM 4-6			Off Peak Volumes		
All Classes	Volume	⟷	%	Volume	⟷	%	Volume	⟷	%	Volume	⟷	%
	46		22%	25		12%	28		14%	106		52%

Street Name	Direction	Percentiles					
		15th	50th	Average	85th	95th	ADT
S Griffith Park Dr	North Bound	17	24	24	30	34	205
S Griffith Park Dr	South Bound	13	22	21	28	32	194

Prepared by National Data & Surveying Services

SPEED

S Griffith Park Dr Bet. W Verdugo Ave & W Oak St

Day: Thursday
Date: 1/19/2023

City: Burbank
Project #: CA23_020030_023s

South Bound

Time	< 15	15 - 19	20 - 24	25 - 29	30 - 34	35 - 39	40 - 44	45 - 49	50 - 54	55 - 59	60 - 64	65 - 69	70 +	Total
00:00 AM	0	0	0	0	0	0	0	0	0	0	0	0	0	0
00:15	0	0	0	0	0	0	0	0	0	0	0	0	0	0
00:30	0	0	0	0	0	0	0	0	0	0	0	0	0	0
00:45	0	0	0	0	0	0	0	0	0	0	0	0	0	0
01:00	0	0	0	0	0	0	0	0	0	0	0	0	0	0
01:15	0	0	0	0	0	0	0	0	0	0	0	0	0	0
01:30	0	0	0	0	0	0	0	0	0	0	0	0	0	0
01:45	0	0	1	0	0	0	0	0	0	0	0	0	0	1
02:00	0	0	0	0	0	0	0	0	0	0	0	0	0	0
02:15	0	0	0	0	0	0	0	0	0	0	0	0	0	0
02:30	0	0	0	1	0	0	0	0	0	0	0	0	0	1
02:45	0	0	0	0	0	0	0	0	0	0	0	0	0	0
03:00	0	0	0	0	0	0	0	0	0	0	0	0	0	0
03:15	0	0	0	0	0	0	0	0	0	0	0	0	0	0
03:30	0	0	0	0	0	0	0	0	0	0	0	0	0	0
03:45	0	0	0	0	0	0	0	0	0	0	0	0	0	0
04:00	0	0	0	0	0	0	0	0	0	0	0	0	0	0
04:15	0	0	0	0	0	0	0	0	0	0	0	0	0	0
04:30	0	0	0	0	0	0	0	0	0	0	0	0	0	0
04:45	0	0	0	0	0	0	0	0	0	0	0	0	0	0
05:00	0	0	0	0	0	0	0	0	0	0	0	0	0	0
05:15	0	0	0	0	0	0	0	0	0	0	0	0	0	0
05:30	0	0	0	1	0	0	0	0	0	0	0	0	0	1
05:45	0	0	0	0	0	0	0	0	0	0	0	0	0	0
06:00	1	0	0	0	0	0	0	0	0	0	0	0	0	1
06:15	0	0	0	0	0	0	0	0	0	0	0	0	0	0
06:30	0	0	1	1	0	0	0	0	0	0	0	0	0	2
06:45	0	0	0	0	0	1	0	0	0	0	0	0	0	1
07:00	1	1	0	0	0	0	0	0	0	0	0	0	0	2
07:15	0	0	0	0	0	0	0	0	0	0	0	0	0	0
07:30	0	3	3	5	1	0	0	0	0	0	0	0	0	12
07:45	0	2	6	4	0	0	0	0	0	0	0	0	0	12
08:00	2	1	1	1	0	0	0	0	0	0	0	0	0	5
08:15	1	0	1	1	1	0	0	0	0	0	0	0	0	4
08:30	0	1	2	3	1	0	0	0	0	0	0	0	0	7
08:45	1	2	1	1	0	0	0	0	0	0	0	0	0	5
09:00	0	0	0	0	0	0	0	0	0	0	0	0	0	0
09:15	0	1	0	0	0	0	0	0	0	0	0	0	0	1
09:30	0	1	0	0	1	0	0	0	0	0	0	0	0	2
09:45	1	2	0	0	0	0	0	0	0	0	0	0	0	3
10:00	0	0	1	0	0	0	0	0	0	0	0	0	0	1
10:15	2	0	2	0	0	0	0	0	0	0	0	0	0	4
10:30	1	2	0	1	0	0	0	0	0	0	0	0	0	4
10:45	1	0	0	1	0	0	0	0	0	0	0	0	0	2
11:00	0	1	0	0	0	0	0	0	0	0	0	0	0	1
11:15	0	0	1	1	0	0	0	0	0	0	0	0	0	2
11:30	0	0	0	0	0	0	0	0	0	0	0	0	0	0
11:45	0	1	0	0	0	0	0	0	0	0	0	0	0	1
12:00 PM	1	1	0	3	0	0	0	0	0	0	0	0	0	5
12:15	1	0	1	0	0	0	0	0	0	0	0	0	0	2
12:30	1	1	0	1	0	0	0	0	0	0	0	0	0	3
12:45	0	1	2	1	0	0	0	0	0	0	0	0	0	4
13:00	0	0	0	0	0	0	0	0	0	0	0	0	0	0
13:15	1	0	0	0	0	0	0	0	0	0	0	0	0	1
13:30	0	0	2	0	0	0	0	0	0	0	0	0	0	2
13:45	1	0	3	0	0	0	0	0	0	0	0	0	0	4
14:00	0	0	0	0	0	0	0	0	0	0	0	0	0	0
14:15	2	3	1	0	0	0	0	0	0	0	0	0	0	6
14:30	0	2	2	2	0	0	0	0	0	0	0	0	0	6
14:45	2	5	2	2	0	0	0	0	0	0	0	0	0	11
15:00	7	4	4	4	1	0	0	0	0	0	0	0	0	20
15:15	1	2	1	0	0	0	0	0	0	0	0	0	0	4
15:30	0	0	2	0	0	0	0	0	0	0	0	0	0	2
15:45	0	0	4	1	0	0	0	0	0	0	0	0	0	5
16:00	0	0	0	0	0	0	0	0	0	0	0	0	0	0
16:15	2	0	1	0	0	0	0	0	0	0	0	0	0	3
16:30	1	0	1	2	0	0	0	0	0	0	0	0	0	4
16:45	0	1	1	0	0	0	0	0	0	0	0	0	0	2
17:00	0	0	0	0	0	0	0	0	0	0	0	0	0	0
17:15	0	0	1	0	1	0	0	0	0	0	0	0	0	2
17:30	0	0	0	0	0	0	0	0	0	0	0	0	0	0
17:45	1	1	0	1	0	0	0	0	0	0	0	0	0	3
18:00	0	0	0	1	1	0	0	0	0	0	0	0	0	2
18:15	1	0	0	0	1	0	0	0	0	0	0	0	0	2
18:30	0	1	1	0	0	0	0	0	0	0	0	0	0	2
18:45	1	1	0	0	0	0	0	0	0	0	0	0	0	2
19:00	0	0	0	1	0	0	0	0	0	0	0	0	0	1
19:15	1	1	2	1	0	0	0	0	0	0	0	0	0	5
19:30	0	0	1	1	0	0	0	0	0	0	0	0	0	2
19:45	0	1	2	0	0	0	0	0	0	0	0	0	0	3
20:00	0	0	0	0	0	0	0	0	0	0	0	0	0	0
20:15	0	0	1	0	2	0	0	0	0	0	0	0	0	3
20:30	0	0	0	0	0	0	0	0	0	0	0	0	0	0
20:45	0	0	1	0	0	0	0	0	0	0	0	0	0	1
21:00	0	0	0	0	0	0	0	0	0	0	0	0	0	0
21:15	0	0	0	0	0	0	0	0	0	0	0	0	0	0
21:30	0	0	0	0	0	0	0	0	0	0	0	0	0	0
21:45	0	0	0	0	0	0	0	0	0	0	0	0	0	0
22:00	0	0	0	0	1	0	0	0	0	0	0	0	0	1
22:15	0	0	0	0	1	0	0	0	0	0	0	0	0	1
22:30	0	0	2	0	0	1	0	0	0	0	0	0	0	3
22:45	0	0	1	0	0	0	0	0	0	0	0	0	0	1
23:00	0	0	0	0	0	0	0	0	0	0	0	0	0	0
23:15	0	0	0	1	0	0	0	0	0	0	0	0	0	1
23:30	0	0	0	0	0	0	0	0	0	0	0	0	0	0
23:45	0	0	0	0	0	0	0	0	0	0	0	0	0	0
Totals	35	43	59	43	12	2								194
% of Totals	18%	22%	30%	22%	6%	1%								100%

AM Volumes	11	18	20	21	4	1	0	0	0	0	0	0	0	75
% AM	6%	9%	10%	11%	2%	1%								39%
AM Peak Hour	08:00	07:00	07:30	07:30	07:30	06:00								07:30
Volume	4	6	11	11	2	1								33
PM Volumes	24	25	39	22	8	1	0	0	0	0	0	0	0	119
% PM	12%	13%	20%	11%	4%	1%								61%
PM Peak Hour	14:15	14:15	15:00	14:15	17:15	21:45								14:15
Volume	11	14	11	8	2	1								43

Directional Peak Periods	AM 7-9			NOON 12-2			PM 4-6			Off Peak Volumes		
All Classes	Volume	⟷	%	Volume	⟷	%	Volume	⟷	%	Volume	⟷	%
	47		24%	21		11%	14		7%	112		58%

Street Name	Direction	Percentiles					
		15th	50th	Average	85th	95th	ADT
S Griffith Park Dr	North Bound	17	24	24	30	34	205
S Griffith Park Dr	South Bound	13	22	21	28	32	194

Prepared by National Data & Surveying Services

SPEED

S Griffith Park Dr Bet. W Verdugo Ave & W Oak St

Day: Thursday
Date: 1/19/2023

City: Burbank
Project #: CA23_020030_023

Summary

Time	< 15	15 - 19	20 - 24	25 - 29	30 - 34	35 - 39	40 - 44	45 - 49	50 - 54	55 - 59	60 - 64	65 - 69	70 +	Total
00:00 AM	0	0	0	0	0	0	0	0	0	0	0	0	0	0
00:15	0	0	0	0	0	0	0	0	0	0	0	0	0	0
00:30	0	0	0	0	0	0	0	0	0	0	0	0	0	0
00:45	0	0	0	0	0	0	0	0	0	0	0	0	0	0
01:00	0	0	0	0	0	0	0	0	0	0	0	0	0	0
01:15	0	0	0	0	0	0	0	0	0	0	0	0	0	0
01:30	0	0	0	0	0	0	0	0	0	0	0	0	0	0
01:45	0	0	1	0	0	0	0	0	0	0	0	0	0	1
02:00	0	0	0	0	0	0	0	0	0	0	0	0	0	0
02:15	0	0	0	0	0	0	0	0	0	0	0	0	0	0
02:30	0	0	0	1	0	0	0	0	0	0	0	0	0	1
02:45	0	0	0	0	0	0	0	0	0	0	0	0	0	0
03:00	0	0	0	0	0	0	0	0	0	0	0	0	0	0
03:15	0	0	0	0	0	0	0	0	0	0	0	0	0	0
03:30	0	0	0	0	0	0	0	0	0	0	0	0	0	0
03:45	0	0	0	0	0	0	0	0	0	0	0	0	0	0
04:00	0	0	0	0	0	0	0	0	0	0	0	0	0	0
04:15	0	0	1	0	0	0	0	0	0	0	0	0	0	1
04:30	0	0	0	0	0	0	0	0	0	0	0	0	0	0
04:45	0	0	0	0	0	0	0	0	0	0	0	0	0	0
05:00	0	0	0	0	0	0	0	0	0	0	0	0	0	0
05:15	0	0	0	0	0	0	0	0	0	0	0	0	0	0
05:30	0	0	1	1	0	0	0	0	0	0	0	0	0	2
05:45	0	0	2	0	0	0	0	0	0	0	0	0	0	2
06:00	1	1	1	0	1	0	0	0	0	0	0	0	0	4
06:15	0	0	0	0	1	0	0	0	0	0	0	0	0	1
06:30	0	0	1	1	0	0	0	0	0	0	0	0	0	2
06:45	0	0	1	0	1	1	0	0	0	0	0	0	0	3
07:00	1	1	0	0	0	0	0	0	0	0	0	0	0	2
07:15	0	1	0	0	0	0	0	0	0	0	0	0	0	1
07:30	0	3	8	6	3	0	0	0	0	0	0	0	0	20
07:45	0	4	14	10	5	0	0	0	0	0	0	0	0	33
08:00	2	1	2	3	1	1	0	0	0	0	0	0	0	10
08:15	2	1	3	2	2	1	0	0	0	0	0	0	0	11
08:30	0	1	2	4	3	0	0	0	0	0	0	0	0	10
08:45	1	2	1	2	0	0	0	0	0	0	0	0	0	6
09:00	0	0	0	0	0	0	0	0	0	0	0	0	0	0
09:15	0	1	2	0	0	0	0	0	0	0	0	0	0	3
09:30	1	1	1	0	1	0	0	0	0	0	0	0	0	4
09:45	1	2	2	0	2	0	0	0	0	0	0	0	0	7
10:00	0	0	3	0	0	0	0	0	0	0	0	0	0	3
10:15	3	0	3	2	1	0	0	0	0	0	0	0	0	9
10:30	1	3	0	3	0	0	0	0	0	0	0	0	0	7
10:45	1	1	1	1	0	0	0	0	0	0	0	0	0	4
11:00	0	1	1	0	0	0	0	0	0	0	0	0	0	2
11:15	0	0	2	4	0	0	0	0	0	0	0	0	0	6
11:30	1	0	1	0	0	0	0	0	0	0	0	0	0	2
11:45	0	1	1	2	0	0	0	0	0	0	0	0	0	4
12:00 PM	1	3	0	4	1	0	0	0	0	0	0	0	0	9
12:15	1	0	2	1	1	0	0	0	0	0	0	0	0	5
12:30	1	3	0	2	1	0	0	0	0	0	0	0	0	7
12:45	0	2	5	2	1	0	0	0	0	0	0	0	0	10
13:00	0	1	2	1	0	0	0	0	0	0	0	0	0	4
13:15	1	0	0	0	0	0	0	0	0	0	0	0	0	1
13:30	0	1	2	1	0	0	0	0	0	0	0	0	0	4
13:45	1	1	4	0	0	0	0	0	0	0	0	0	0	6
14:00	0	1	1	2	0	0	0	0	0	0	0	0	0	4
14:15	3	4	1	0	0	0	0	0	0	0	0	0	0	8
14:30	2	3	2	2	0	0	0	0	0	0	0	0	0	9
14:45	2	5	2	2	1	0	0	0	0	0	0	0	0	12
15:00	9	12	12	6	1	0	0	0	0	0	0	0	0	40
15:15	1	2	3	3	2	0	0	0	0	0	0	0	0	11
15:30	0	1	4	0	0	0	0	0	0	0	0	0	0	5
15:45	0	0	4	2	0	0	0	0	0	0	0	0	0	6
16:00	0	0	1	1	0	0	0	0	0	0	0	0	0	2
16:15	4	0	3	1	0	0	0	0	0	0	0	0	0	8
16:30	1	0	3	3	0	0	0	0	0	0	0	0	0	7
16:45	1	3	1	1	1	0	0	0	0	0	0	0	0	7
17:00	1	1	2	2	1	1	0	0	0	0	0	0	0	8
17:15	0	0	2	0	1	0	0	0	0	0	0	0	0	3
17:30	0	1	0	0	0	0	0	0	0	0	0	0	0	1
17:45	1	1	1	3	0	0	0	0	0	0	0	0	0	6
18:00	0	0	0	1	2	0	0	0	0	0	0	0	0	3
18:15	1	3	1	0	1	0	0	0	0	0	0	0	0	6
18:30	0	1	1	2	1	0	0	0	0	0	0	0	0	5
18:45	1	1	1	0	0	0	0	0	0	0	0	0	0	3
19:00	1	0	1	1	0	0	0	0	0	0	0	0	0	3
19:15	1	1	3	2	0	0	0	0	0	0	0	0	0	7
19:30	0	0	3	1	1	0	0	0	0	0	0	0	0	5
19:45	0	1	2	1	0	0	0	0	0	0	0	0	0	4
20:00	0	1	0	1	0	0	0	0	0	0	0	0	0	2
20:15	0	0	1	0	2	0	0	0	0	0	0	0	0	3
20:30	0	0	2	0	0	0	0	0	0	0	0	0	0	2
20:45	0	0	1	0	0	0	0	0	0	0	0	0	0	1
21:00	0	0	0	0	0	0	0	0	0	0	0	0	0	0
21:15	0	0	0	1	0	0	0	0	0	0	0	0	0	1
21:30	0	0	0	0	0	0	0	0	0	0	0	0	0	0
21:45	0	0	1	0	0	0	0	0	0	0	0	0	0	1
22:00	0	0	2	0	1	0	0	0	0	0	0	0	0	3
22:15	0	0	0	0	1	0	0	0	0	0	0	0	0	1
22:30	0	0	2	0	0	1	0	0	0	0	0	0	0	3
22:45	0	0	1	0	0	0	0	0	0	0	0	0	0	1
23:00	0	0	0	0	0	0	0	0	0	0	0	0	0	0
23:15	0	0	0	1	0	0	0	0	0	0	0	0	0	1
23:30	0	0	0	0	0	0	0	0	0	0	0	0	0	0
23:45	0	0	0	0	0	0	0	0	0	0	0	0	0	0
Totals	49	78	134	92	41	5								399
% of Totals	12%	20%	34%	23%	10%	1%								100%

AM Volumes	15	25	55	42	21	3	0	0	0	0	0	0	0	161
% AM	4%	6%	14%	11%	5%	1%								40%
AM Peak Hour	08:00	07:00	07:30	07:30	07:30	07:30								07:30
Volume	5	9	27	21	11	2								74
PM Volumes	34	53	79	50	20	2	0	0	0	0	0	0	0	238
% PM	9%	13%	20%	13%	5%	1%								60%
PM Peak Hour	14:15	14:15	15:00	14:30	12:00	16:15								14:30
Volume	16	24	23	13	4	1								72

Directional Peak Periods	AM 7-9			NOON 12-2			PM 4-6			Off Peak Volumes		
All Classes	Volume	⟷	%	Volume	⟷	%	Volume	⟷	%	Volume	⟷	%
	93	⟷	23%	46	⟷	12%	42	⟷	11%	218	⟷	55%

Street Name	Direction	Percentiles					
		15th	50th	Average	85th	95th	ADT
S Griffith Park Dr	Summary	16	23	22	29	33	399

Prepared by National Data & Surveying Services

SPEED

S Griffith Park Dr Bet. W Verdugo Ave & W Oak St

Day: Thursday
Date: 1/19/2023

City: Burbank
Project #: CA23_020030_023n

North Bound

Time	< 15	15 - 19	20 - 24	25 - 29	30 - 34	35 - 39	40 - 44	45 - 49	50 - 54	55 - 59	60 - 64	65 - 69	70 +	Total
00:00 AM	0	0	0	0	0	0	0	0	0	0	0	0	0	0
01:00	0	0	0	0	0	0	0	0	0	0	0	0	0	0
02:00	0	0	0	0	0	0	0	0	0	0	0	0	0	0
03:00	0	0	0	0	0	0	0	0	0	0	0	0	0	0
04:00	0	0	1	0	0	0	0	0	0	0	0	0	0	1
05:00	0	0	3	0	0	0	0	0	0	0	0	0	0	3
06:00	0	1	2	0	3	0	0	0	0	0	0	0	0	6
07:00	0	3	13	7	7	0	0	0	0	0	0	0	0	30
08:00	1	1	3	5	4	2	0	0	0	0	0	0	0	16
09:00	1	0	5	0	2	0	0	0	0	0	0	0	0	8
10:00	1	2	4	4	1	0	0	0	0	0	0	0	0	12
11:00	1	0	4	5	0	0	0	0	0	0	0	0	0	10
12:00 PM	0	5	4	4	4	0	0	0	0	0	0	0	0	17
13:00	0	3	3	2	0	0	0	0	0	0	0	0	0	8
14:00	3	3	1	2	1	0	0	0	0	0	0	0	0	10
15:00	2	9	12	6	2	0	0	0	0	0	0	0	0	31
16:00	3	2	5	4	1	0	0	0	0	0	0	0	0	15
17:00	1	2	4	4	1	1	0	0	0	0	0	0	0	13
18:00	0	3	2	2	2	0	0	0	0	0	0	0	0	9
19:00	1	0	4	2	1	0	0	0	0	0	0	0	0	8
20:00	0	1	2	1	0	0	0	0	0	0	0	0	0	4
21:00	0	0	1	1	0	0	0	0	0	0	0	0	0	2
22:00	0	0	2	0	0	0	0	0	0	0	0	0	0	2
23:00	0	0	0	0	0	0	0	0	0	0	0	0	0	0
Totals	14	35	75	49	29	3								205
% of Totals	7%	17%	37%	24%	14%	1%								100%

AM Volumes	4	7	35	21	17	2	0	0	0	0	0	0	0	86
% AM	2%	3%	17%	10%	8%	1%								42%
AM Peak Hour	08:00	07:00	07:00	07:00	07:00	08:00								07:00
Volume	1	3	13	7	7	2								30
PM Volumes	10	28	40	28	12	1	0	0	0	0	0	0	0	119
% PM	5%	14%	20%	14%	6%	0%								58%
PM Peak Hour	14:00	15:00	15:00	15:00	12:00	17:00								15:00
Volume	3	9	12	6	4	1								31

Directional Peak Periods	AM 7-9			NOON 12-2			PM 4-6			Off Peak Volumes		
All Speeds	Volume		%	Volume		%	Volume		%	Volume		%
	46	↔	22%	25	↔	12%	28	↔	14%	106	↔	52%

Street Name	Direction	Percentiles					
		15th	50th	Average	85th	95th	ADT
S Griffith Park Dr	North Bound	17	24	24	30	34	205
S Griffith Park Dr	South Bound	13	22	21	28	32	194

Prepared by National Data & Surveying Services

SPEED

S Griffith Park Dr Bet. W Verdugo Ave & W Oak St

Day: Thursday
Date: 1/19/2023

City: Burbank
Project #: CA23_020030_023s

South Bound

Time	< 15	15 - 19	20 - 24	25 - 29	30 - 34	35 - 39	40 - 44	45 - 49	50 - 54	55 - 59	60 - 64	65 - 69	70 +	Total
00:00 AM	0	0	0	0	0	0	0	0	0	0	0	0	0	0
01:00	0	0	1	0	0	0	0	0	0	0	0	0	0	1
02:00	0	0	0	1	0	0	0	0	0	0	0	0	0	1
03:00	0	0	0	0	0	0	0	0	0	0	0	0	0	0
04:00	0	0	0	0	0	0	0	0	0	0	0	0	0	0
05:00	0	0	0	1	0	0	0	0	0	0	0	0	0	1
06:00	1	0	1	1	0	1	0	0	0	0	0	0	0	4
07:00	1	6	9	9	1	0	0	0	0	0	0	0	0	26
08:00	4	4	5	6	2	0	0	0	0	0	0	0	0	21
09:00	1	4	0	0	1	0	0	0	0	0	0	0	0	6
10:00	4	2	3	2	0	0	0	0	0	0	0	0	0	11
11:00	0	2	1	1	0	0	0	0	0	0	0	0	0	4
12:00 PM	3	3	3	5	0	0	0	0	0	0	0	0	0	14
13:00	2	0	5	0	0	0	0	0	0	0	0	0	0	7
14:00	4	10	5	4	0	0	0	0	0	0	0	0	0	23
15:00	8	6	11	5	1	0	0	0	0	0	0	0	0	31
16:00	3	1	3	2	0	0	0	0	0	0	0	0	0	9
17:00	1	1	1	1	1	0	0	0	0	0	0	0	0	5
18:00	2	2	1	1	2	0	0	0	0	0	0	0	0	8
19:00	1	2	5	3	0	0	0	0	0	0	0	0	0	11
20:00	0	0	2	0	2	0	0	0	0	0	0	0	0	4
21:00	0	0	0	0	0	0	0	0	0	0	0	0	0	0
22:00	0	0	3	0	2	1	0	0	0	0	0	0	0	6
23:00	0	0	0	1	0	0	0	0	0	0	0	0	0	1
Totals	35	43	59	43	12	2								194
% of Totals	18%	22%	30%	22%	6%	1%								100%

AM Volumes	11	18	20	21	4	1	0	0	0	0	0	0	0	75
% AM	6%	9%	10%	11%	2%	1%								39%
AM Peak Hour	08:00	07:00	07:00	07:00	08:00	06:00								07:00
Volume	4	6	9	9	2	1								26
PM Volumes	24	25	39	22	8	1	0	0	0	0	0	0	0	119
% PM	12%	13%	20%	11%	4%	1%								61%
PM Peak Hour	15:00	14:00	15:00	12:00	18:00	22:00								15:00
Volume	8	10	11	5	2	1								31

Directional Peak Periods	AM 7-9			NOON 12-2			PM 4-6			Off Peak Volumes		
All Speeds	Volume		%	Volume		%	Volume		%	Volume		%
	47	↔	24%	21	↔	11%	14	↔	7%	112	↔	58%

Street Name	Direction	Percentiles					
		15th	50th	Average	85th	95th	ADT
S Griffith Park Dr	North Bound	17	24	24	30	34	205
S Griffith Park Dr	South Bound	13	22	21	28	32	194

Prepared by National Data & Surveying Services

SPEED

S Griffith Park Dr Bet. W Verdugo Ave & W Oak St

Day: Thursday
Date: 1/19/2023

City: Burbank
Project #: CA23_020030_023

Summary

Time	< 15	15 - 19	20 - 24	25 - 29	30 - 34	35 - 39	40 - 44	45 - 49	50 - 54	55 - 59	60 - 64	65 - 69	70 +	Total
00:00 AM	0	0	0	0	0	0	0	0	0	0	0	0	0	0
01:00	0	0	1	0	0	0	0	0	0	0	0	0	0	1
02:00	0	0	0	1	0	0	0	0	0	0	0	0	0	1
03:00	0	0	0	0	0	0	0	0	0	0	0	0	0	0
04:00	0	0	1	0	0	0	0	0	0	0	0	0	0	1
05:00	0	0	3	1	0	0	0	0	0	0	0	0	0	4
06:00	1	1	3	1	3	1	0	0	0	0	0	0	0	10
07:00	1	9	22	16	8	0	0	0	0	0	0	0	0	56
08:00	5	5	8	11	6	2	0	0	0	0	0	0	0	37
09:00	2	4	5	0	3	0	0	0	0	0	0	0	0	14
10:00	5	4	7	6	1	0	0	0	0	0	0	0	0	23
11:00	1	2	5	6	0	0	0	0	0	0	0	0	0	14
12:00 PM	3	8	7	9	4	0	0	0	0	0	0	0	0	31
13:00	2	3	8	2	0	0	0	0	0	0	0	0	0	15
14:00	7	13	6	6	1	0	0	0	0	0	0	0	0	33
15:00	10	15	23	11	3	0	0	0	0	0	0	0	0	62
16:00	6	3	8	6	1	0	0	0	0	0	0	0	0	24
17:00	2	3	5	5	2	1	0	0	0	0	0	0	0	18
18:00	2	5	3	3	4	0	0	0	0	0	0	0	0	17
19:00	2	2	9	5	1	0	0	0	0	0	0	0	0	19
20:00	0	1	4	1	2	0	0	0	0	0	0	0	0	8
21:00	0	0	1	1	0	0	0	0	0	0	0	0	0	2
22:00	0	0	5	0	2	1	0	0	0	0	0	0	0	8
23:00	0	0	0	1	0	0	0	0	0	0	0	0	0	1
Totals	49	78	134	92	41	5								399
% of Totals	12%	20%	34%	23%	10%	1%								100%

AM Volumes	15	25	55	42	21	3	0	0	0	0	0	0	0	161
% AM	4%	6%	14%	11%	5%	1%								40%
AM Peak Hour	08:00	07:00	07:00	07:00	07:00	08:00								07:00
Volume	5	9	22	16	8	2								56
PM Volumes	34	53	79	50	20	2	0	0	0	0	0	0	0	238
% PM	9%	13%	20%	13%	5%	1%								60%
PM Peak Hour	15:00	15:00	15:00	15:00	12:00	17:00								15:00
Volume	10	15	23	11	4	1								62

Directional Peak Periods	AM 7-9			NOON 12-2			PM 4-6			Off Peak Volumes		
All Speeds	Volume		%	Volume		%	Volume		%	Volume		%
	93	↔	23%	46	↔	12%	42	↔	11%	218	↔	55%

Street Name	Direction	Percentiles					
		15th	50th	Average	85th	95th	ADT
S Griffith Park Dr	Summary	16	23	22	29	33	399

Prepared by NDS/ATD

Prepared by National Data & Surveying Services

VOLUME

S Griffith Park Dr Bet. W Verdugo Ave & W Oak St

Day: Thursday
Date: 1/19/2023

City: Burbank
Project #: CA23_020030_023

DAILY TOTALS	NB	SB	EB	WB	Total
	205	194	0	0	399

AM Period	NB		SB		EB	WB	TOTAL		PM Period	NB		SB		EB	WB	TOTAL	
00:00	0		0		0	0			12:00	4		5		0	0	9	
00:15	0		0		0	0			12:15	3		2		0	0	5	
00:30	0		0		0	0			12:30	4		3		0	0	7	
00:45	0		0		0	0			12:45	6	17	4	14	0	0	10	31
01:00	0		0		0	0			13:00	4		0		0	0	4	
01:15	0		0		0	0			13:15	0		1		0	0	1	
01:30	0		0		0	0			13:30	2		2		0	0	4	
01:45	0		1	1	0	0	1	1	13:45	2	8	4	7	0	0	6	15
02:00	0		0		0	0			14:00	4		0		0	0	4	
02:15	0		0		0	0			14:15	2		6		0	0	8	
02:30	0		1		0	0	1		14:30	3		6		0	0	9	
02:45	0		0	1	0	0		1	14:45	1	10	11	23	0	0	12	33
03:00	0		0		0	0			15:00	20		20		0	0	40	
03:15	0		0		0	0			15:15	7		4		0	0	11	
03:30	0		0		0	0			15:30	3		2		0	0	5	
03:45	0		0		0	0			15:45	1	31	5	31	0	0	6	62
04:00	0		0		0	0			16:00	2		0		0	0	2	
04:15	1		0		0	0	1		16:15	5		3		0	0	8	
04:30	0		0		0	0			16:30	3		4		0	0	7	
04:45	0	1	0		0	0		1	16:45	5	15	2	9	0	0	7	24
05:00	0		0		0	0			17:00	8		0		0	0	8	
05:15	0		0		0	0			17:15	1		2		0	0	3	
05:30	1		1		0	0	2		17:30	1		0		0	0	1	
05:45	2	3	0	1	0	0	2	4	17:45	3	13	3	5	0	0	6	18
06:00	3		1		0	0	4		18:00	1		2		0	0	3	
06:15	1		0		0	0	1		18:15	4		2		0	0	6	
06:30	0		2		0	0	2		18:30	3		2		0	0	5	
06:45	2	6	1	4	0	0	3	10	18:45	1	9	2	8	0	0	3	17
07:00	0		2		0	0	2		19:00	2		1		0	0	3	
07:15	1		0		0	0	1		19:15	2		5		0	0	7	
07:30	8		12		0	0	20		19:30	3		2		0	0	5	
07:45	21	30	12	26	0	0	33	56	19:45	1	8	3	11	0	0	4	19
08:00	5		5		0	0	10		20:00	2		0		0	0	2	
08:15	7		4		0	0	11		20:15	0		3		0	0	3	
08:30	3		7		0	0	10		20:30	2		0		0	0	2	
08:45	1	16	5	21	0	0	6	37	20:45	0	4	1	4	0	0	1	8
09:00	0		0		0	0			21:00	0		0		0	0		
09:15	2		1		0	0	3		21:15	1		0		0	0	1	
09:30	2		2		0	0	4		21:30	0		0		0	0		
09:45	4	8	3	6	0	0	7	14	21:45	1	2	0		0	0	1	2
10:00	2		1		0	0	3		22:00	2		1		0	0	3	
10:15	5		4		0	0	9		22:15	0		1		0	0	1	
10:30	3		4		0	0	7		22:30	0		3		0	0	3	
10:45	2	12	2	11	0	0	4	23	22:45	0	2	1	6	0	0	1	8
11:00	1		1		0	0	2		23:00	0		0		0	0		
11:15	4		2		0	0	6		23:15	0		1		0	0	1	
11:30	2		0		0	0	2		23:30	0		0		0	0		
11:45	3	10	1	4	0	0	4	14	23:45	0		0	1	0	0		1
TOTALS		86		75				161	TOTALS		119		119				238
SPLIT %		53.4%		46.6%				40.4%	SPLIT %		50.0%		50.0%				59.6%

DAILY TOTALS	NB	SB	EB	WB	Total
	205	194	0	0	399

AM Peak Hour	07:30	07:30			07:30	PM Peak Hour	14:30	14:15			14:30
AM Pk Volume	41	33			74	PM Pk Volume	31	43			72
Pk Hr Factor	0.488	0.688			0.561	Pk Hr Factor	0.388	0.538			0.450
7 - 9 Volume	46	47	0	0	93	4 - 6 Volume	28	14	0	0	42
7 - 9 Peak Hour	07:30	07:30			07:30	4 - 6 Peak Hour	16:15	16:00			16:15
7 - 9 Pk Volume	41	33	0	0	74	4 - 6 Pk Volume	21	9	0	0	30
Pk Hr Factor	0.488	0.688	0.000	0.000	0.561	Pk Hr Factor	0.656	0.563	0.000	0.000	0.938

Prepared by NDS/ATD

Project #: CA23_020030_023 **City:** Burbank

Location: S Griffith Park Dr Bet. W Verdugo Ave & W **Date:** 1/19/2023

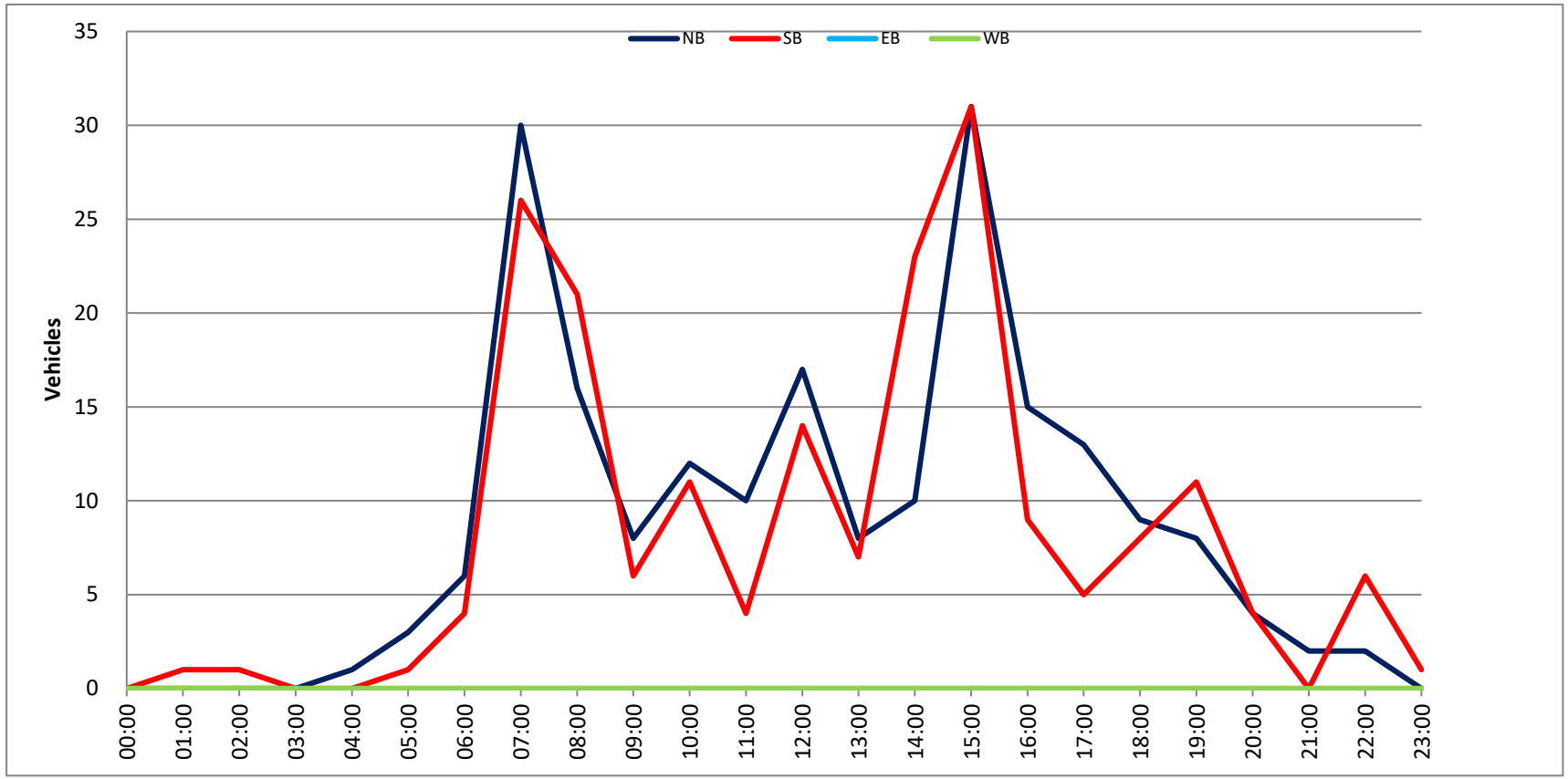

Prepared by National Data & Surveying Services

SPEED

S Mariposa St Bet. W Oak St & W Alameda Ave

Day: Tuesday
Date: 1/17/2023

City: Burbank
Project #: CA23_020030_027n

North Bound

Time	< 15	15 - 19	20 - 24	25 - 29	30 - 34	35 - 39	40 - 44	45 - 49	50 - 54	55 - 59	60 - 64	65 - 69	70 +	Total
0:00 AM	0	0	0	0	0	0	0	0	0	0	0	0	0	0
0:15	0	0	0	0	0	0	0	0	0	0	0	0	0	0
0:30	0	0	0	0	0	0	0	0	0	0	0	0	0	0
0:45	0	0	0	0	0	0	0	0	0	0	0	0	0	0
1:00	0	0	0	0	1	0	0	0	0	0	0	0	0	1
1:15	0	0	0	0	0	0	0	0	0	0	0	0	0	0
1:30	0	0	0	0	0	0	0	0	0	0	0	0	0	0
1:45	0	0	0	0	0	0	0	0	0	0	0	0	0	0
2:00	0	0	0	0	0	0	0	0	0	0	0	0	0	0
2:15	0	0	0	0	0	0	0	0	0	0	0	0	0	0
2:30	0	0	0	0	0	0	0	0	0	0	0	0	0	0
2:45	0	0	0	0	0	0	0	0	0	0	0	0	0	0
3:00	0	0	0	0	0	0	0	0	0	0	0	0	0	0
3:15	0	0	0	0	2	0	0	0	0	0	0	0	0	2
3:30	0	0	0	0	0	0	0	0	0	0	0	0	0	0
3:45	0	0	0	0	0	0	0	0	0	0	0	0	0	0
4:00	0	0	0	0	0	0	0	0	0	0	0	0	0	0
4:15	0	0	0	0	0	0	0	0	0	0	0	0	0	0
4:30	0	0	0	0	0	0	0	0	0	0	0	0	0	0
4:45	0	0	0	0	0	0	0	0	0	0	0	0	0	0
5:00	0	0	1	1	1	0	0	0	0	0	0	0	0	3
5:15	0	0	0	0	0	0	0	0	0	0	0	0	0	0
5:30	0	0	0	0	0	0	0	0	0	0	0	0	0	0
5:45	0	0	0	0	0	0	0	0	0	0	0	0	0	0
6:00	0	0	0	1	1	0	0	0	0	0	0	0	0	2
6:15	0	0	0	5	1	0	0	0	0	0	0	0	0	6
6:30	0	0	0	2	4	0	0	0	0	0	0	0	0	6
6:45	3	3	6	1	0	0	0	0	0	0	0	0	0	13
7:00	0	0	3	0	0	0	0	0	0	0	0	0	0	3
7:15	1	2	3	2	0	0	0	0	0	0	0	0	0	8
7:30	4	10	9	2	1	0	0	0	0	0	0	0	0	26
7:45	21	15	11	3	1	0	0	0	0	0	0	0	0	51
8:00	4	5	1	4	3	0	0	0	0	0	0	0	0	17
8:15	0	1	2	3	3	0	0	0	0	0	0	0	0	9
8:30	1	2	4	4	2	0	0	0	0	0	0	0	0	13
8:45	0	0	3	3	1	0	0	0	0	0	0	0	0	7
9:00	1	3	0	6	1	0	0	0	0	0	0	0	0	11
9:15	0	1	0	1	1	2	0	0	0	0	0	0	0	5
9:30	0	1	0	3	3	0	0	0	0	0	0	0	0	7
9:45	0	1	0	3	1	0	0	0	0	0	0	0	0	5
10:00	1	1	5	3	2	2	0	0	0	0	0	0	0	14
10:15	0	0	4	2	2	0	0	0	0	0	0	0	0	8
10:30	0	1	4	3	0	0	0	0	0	0	0	0	0	8
10:45	1	3	1	5	3	0	0	0	0	0	0	0	0	13
11:00	1	0	2	1	0	0	0	0	0	0	0	0	0	4
11:15	0	1	4	3	2	0	0	0	0	0	0	0	0	10
11:30	0	0	2	1	4	0	0	0	0	0	0	0	0	7
11:45	2	2	4	4	0	1	0	0	0	0	0	0	0	13
12:00 PM	0	1	2	6	2	0	0	0	0	0	0	0	0	11
12:15	0	1	0	5	2	0	0	0	0	0	0	0	0	8
12:30	0	1	2	3	1	0	0	0	0	0	0	0	0	7
12:45	0	0	1	2	4	0	0	0	0	0	0	0	0	7
13:00	0	0	2	5	2	0	0	0	0	0	0	0	0	9
13:15	1	1	4	3	2	0	0	0	0	0	0	0	0	11
13:30	0	2	2	4	2	1	0	0	0	0	0	0	0	11
13:45	2	1	3	0	0	0	0	0	0	0	0	0	0	6
14:00	3	1	9	2	0	0	0	0	0	0	0	0	0	15
14:15	25	18	10	0	0	0	0	0	0	0	0	0	0	53
14:30	0	5	12	11	2	0	0	0	0	0	0	0	0	30
14:45	0	3	1	6	1	0	0	0	0	0	0	0	0	11
15:00	1	3	3	1	4	1	0	0	0	0	0	0	0	13
15:15	1	3	2	3	1	0	0	0	0	0	0	0	0	10
15:30	0	1	7	3	2	0	0	0	0	0	0	0	0	13
15:45	0	4	2	5	4	0	0	0	0	0	0	0	0	15
16:00	0	3	7	5	0	0	1	0	0	0	0	0	0	16
16:15	0	2	3	1	0	1	0	0	0	0	0	0	0	7
16:30	1	1	6	3	3	0	0	0	0	0	0	0	0	14
16:45	1	2	4	4	1	0	0	0	0	0	0	0	0	12
17:00	1	0	4	6	2	0	0	0	0	0	0	0	0	13
17:15	1	0	5	2	1	1	0	0	0	0	0	0	0	10
17:30	0	1	3	2	0	1	0	0	0	0	0	0	0	7
17:45	0	0	1	2	3	0	0	0	0	0	0	0	0	6
18:00	0	1	3	3	0	0	0	0	0	0	0	0	0	7
18:15	1	1	1	2	1	0	0	0	0	0	0	0	0	6
18:30	0	1	5	3	0	2	0	0	0	0	0	0	0	11
18:45	0	0	0	0	2	0	0	0	0	0	0	0	0	2
19:00	0	0	0	2	1	0	0	0	0	0	0	0	0	3
19:15	0	2	2	1	0	0	0	0	0	0	0	0	0	5
19:30	0	0	0	2	0	1	0	0	0	0	0	0	0	3
19:45	0	0	0	0	2	0	0	0	0	0	0	0	0	2
20:00	0	1	0	1	1	0	0	0	0	0	0	0	0	3
20:15	0	0	0	1	0	0	0	0	0	0	0	0	0	1
20:30	0	1	2	2	1	0	0	0	0	0	0	0	0	6
20:45	0	0	2	1	1	0	0	0	0	0	0	0	0	4
21:00	0	0	0	2	0	0	0	0	0	0	0	0	0	2
21:15	0	0	0	0	1	0	0	0	0	0	0	0	0	1
21:30	0	0	1	0	2	0	0	0	0	0	0	0	0	3
21:45	0	0	0	0	0	0	0	0	0	0	0	0	0	0
22:00	0	1	1	0	0	0	0	0	0	0	0	0	0	2
22:15	0	0	1	1	0	0	0	0	0	0	0	0	0	2
22:30	0	0	0	1	1	0	0	0	0	0	0	0	0	2
22:45	0	0	0	0	1	0	0	0	0	0	0	0	0	1
23:00	0	0	0	0	0	0	0	0	0	0	0	0	0	0
23:15	0	0	0	0	0	0	0	0	0	0	0	0	0	0
23:30	0	0	0	0	0	0	0	0	0	0	0	0	0	0
23:45	0	0	0	0	0	0	0	0	0	0	0	0	0	0
Totals	78	114	182	172	93	13	1							653
% of Totals	12%	17%	28%	26%	14%	2%	0%							100%

AM Volumes	40	52	68	66	40	5	0	0	0	0	0	0	0	272
% AM	6%	8%	11%	10%	6%	1%								42%
AM Peak Hour	7:15	7:15	7:00	11:45	7:45	9:15								7:30
Volume	30	32	26	18	9	4								103
PM Volumes	38	62	113	106	53	8	1	0	0	0	0	0	0	381
% PM	6%	9%	17%	16%	8%	1%	0%							58%
PM Peak Hour	13:30	14:15	13:45	14:30	15:00	16:45	15:15							14:00
Volume	30	29	34	21	11	2	1							109

Directional Peak Periods	AM 7-9			NOON 12-2			PM 4-6			Off Peak Volumes		
All Classes	Volume	⟷	%	Volume	⟷	%	Volume	⟷	%	Volume	⟷	%
	134		21%	70		11%	85		13%	364		56%

Street Name	Direction	Percentiles					
		15th	50th	Average	85th	95th	ADT
S Mariposa St	North Bound	16	24	23	30	34	653
S Mariposa St	South Bound	16	25	24	31	35	759

Prepared by National Data & Surveying Services

SPEED

S Mariposa St Bet. W Oak St & W Alameda Ave

Day: Tuesday
Date: 1/17/2023

City: Burbank
Project #: CA23_020030_027s

South Bound

Time	< 15	15 - 19	20 - 24	25 - 29	30 - 34	35 - 39	40 - 44	45 - 49	50 - 54	55 - 59	60 - 64	65 - 69	70 +	Total
0:00 AM	0	0	0	0	0	0	0	0	0	0	0	0	0	0
0:15	0	0	0	0	0	0	0	0	0	0	0	0	0	0
0:30	0	1	0	1	0	0	0	0	0	0	0	0	0	2
0:45	0	0	0	1	0	0	0	0	0	0	0	0	0	1
1:00	0	0	0	1	0	0	0	0	0	0	0	0	0	1
1:15	0	0	0	0	0	0	0	0	0	0	0	0	0	0
1:30	0	0	0	0	0	0	0	0	0	0	0	0	0	0
1:45	0	0	0	0	0	0	0	0	0	0	0	0	0	0
2:00	0	0	0	0	0	0	0	0	0	0	0	0	0	0
2:15	0	0	0	0	0	0	0	0	0	0	0	0	0	0
2:30	0	0	0	0	0	0	0	0	0	0	0	0	0	0
2:45	0	0	0	0	0	0	0	0	0	0	0	0	0	0
3:00	0	0	0	1	0	0	0	0	0	0	0	0	0	1
3:15	0	0	0	0	0	0	0	0	0	0	0	0	0	0
3:30	0	0	0	0	0	0	0	0	0	0	0	0	0	0
3:45	0	0	0	0	0	0	0	0	0	0	0	0	0	0
4:00	0	0	0	0	0	0	0	0	0	0	0	0	0	0
4:15	0	0	0	0	0	0	0	0	0	0	0	0	0	0
4:30	0	0	1	0	0	0	0	0	0	0	0	0	0	1
4:45	0	0	0	0	0	0	0	0	0	0	0	0	0	0
5:00	0	0	0	0	0	1	0	0	0	0	0	0	0	1
5:15	0	0	0	1	1	0	0	0	0	0	0	0	0	2
5:30	0	0	1	0	0	0	0	0	0	0	0	0	0	1
5:45	1	0	1	1	1	0	0	0	0	0	0	0	0	4
6:00	0	0	2	2	0	0	0	0	0	0	0	0	0	4
6:15	0	1	1	0	0	2	0	0	0	0	0	0	0	4
6:30	0	0	2	0	0	0	0	0	0	0	0	0	0	2
6:45	5	4	4	0	2	0	0	0	0	0	0	0	0	15
7:00	2	1	2	3	1	0	0	0	0	0	0	0	0	9
7:15	3	6	5	1	1	0	0	0	0	0	0	0	0	16
7:30	27	23	11	3	0	0	0	0	0	0	0	0	0	64
7:45	15	4	2	0	2	1	0	0	0	0	0	0	0	24
8:00	2	3	2	5	3	0	0	0	0	0	0	0	0	15
8:15	1	1	2	7	1	0	0	0	0	0	0	0	0	12
8:30	1	2	2	3	1	0	0	0	0	0	0	0	0	9
8:45	0	1	2	4	1	0	0	0	0	0	0	0	0	8
9:00	1	1	3	6	1	0	0	0	0	0	0	0	0	12
9:15	0	0	1	0	0	1	0	0	0	0	0	0	0	2
9:30	0	1	2	1	1	1	0	0	0	0	0	0	0	6
9:45	1	2	1	2	3	0	0	0	0	0	0	0	0	9
10:00	0	2	0	2	1	0	0	0	0	0	0	0	0	5
10:15	3	3	3	0	0	0	0	0	0	0	0	0	0	9
10:30	0	2	4	4	1	0	0	0	0	0	0	0	0	11
10:45	0	1	3	2	5	0	0	0	0	0	0	0	0	11
11:00	0	0	2	3	1	0	0	0	0	0	0	0	0	6
11:15	1	0	0	5	1	1	0	0	0	0	0	0	0	8
11:30	0	1	1	3	1	0	0	0	0	0	0	0	0	6
11:45	0	1	3	3	2	1	1	0	0	0	0	0	0	11
12:00 PM	1	2	1	5	3	3	0	0	0	0	0	0	0	15
12:15	0	1	1	5	3	0	0	0	0	0	0	0	0	10
12:30	0	0	2	3	3	1	0	0	0	0	0	0	0	9
12:45	1	0	1	4	4	0	0	0	0	0	0	0	0	10
13:00	0	0	6	5	3	0	0	0	0	0	0	0	0	14
13:15	1	0	4	2	1	0	0	0	0	0	0	0	0	8
13:30	0	0	5	11	3	0	0	0	0	0	0	0	0	19
13:45	2	1	6	6	6	0	0	0	0	0	0	0	0	21
14:00	7	10	8	1	1	0	0	0	0	0	0	0	0	27
14:15	17	10	2	0	0	0	0	0	0	0	0	0	0	29
14:30	1	4	7	7	2	0	0	0	0	0	0	0	0	21
14:45	0	3	2	2	1	0	0	0	0	0	0	0	0	8
15:00	2	1	7	6	1	0	0	0	0	0	0	0	0	17
15:15	1	2	10	4	1	0	0	0	0	0	0	0	0	18
15:30	0	0	2	6	0	0	0	0	0	0	0	0	0	8
15:45	0	0	1	5	2	0	0	0	0	0	0	0	0	8
16:00	2	3	3	3	2	0	0	0	0	0	0	0	0	13
16:15	0	1	6	2	3	2	0	0	0	0	0	0	0	14
16:30	0	2	4	5	4	0	0	0	0	0	0	0	0	15
16:45	0	0	8	6	4	2	0	0	0	0	0	0	0	20
17:00	0	1	1	5	1	0	0	0	0	0	0	0	0	8
17:15	0	0	4	5	3	1	0	0	0	0	0	0	0	13
17:30	0	0	2	3	4	0	0	0	0	0	0	0	0	9
17:45	0	0	4	7	0	0	1	0	0	0	0	0	0	12
18:00	0	0	1	6	6	1	0	0	0	0	0	0	0	14
18:15	0	0	4	6	2	0	0	0	0	0	0	0	0	12
18:30	0	5	4	4	2	0	0	0	0	0	0	0	0	15
18:45	0	1	4	4	2	0	0	0	0	0	0	0	0	11
19:00	0	1	1	2	1	2	0	0	0	0	0	0	0	7
19:15	1	1	0	1	4	1	0	0	0	0	0	0	0	8
19:30	0	0	1	4	2	0	0	0	0	0	0	0	0	7
19:45	0	0	1	3	2	0	0	0	0	0	0	0	0	6
20:00	1	0	3	1	1	0	0	0	0	0	0	0	0	6
20:15	0	0	0	4	0	0	0	0	0	0	0	0	0	4
20:30	0	0	2	2	3	0	0	0	0	0	0	0	0	7
20:45	0	0	0	0	0	0	0	0	0	0	0	0	0	0
21:00	0	0	1	1	0	0	0	0	0	0	0	0	0	2
21:15	0	0	0	2	3	1	0	0	0	0	0	0	0	6
21:30	0	0	1	0	1	0	1	0	0	0	0	0	0	3
21:45	0	0	1	0	0	0	0	0	0	0	0	0	0	1
22:00	1	0	0	0	1	0	0	0	0	0	0	0	0	2
22:15	0	0	1	1	1	2	0	0	0	0	0	0	0	5
22:30	0	0	2	1	0	0	0	0	0	0	0	0	0	3
22:45	0	0	0	0	0	1	0	0	0	0	0	0	0	1
23:00	0	0	0	0	1	0	0	0	0	0	0	0	0	1
23:15	0	0	0	0	0	0	0	0	0	0	0	0	0	0
23:30	0	0	0	0	0	0	0	0	0	0	0	0	0	0
23:45	0	0	0	0	0	0	0	0	0	0	0	0	0	0
Totals	101	110	187	215	118	25	3							759
% of Totals	13%	14%	25%	28%	16%	3%	0%							100%

AM Volumes	63	61	63	65	31	8	1	0	0	0	0	0	0	292
% AM	8%	8%	8%	9%	4%	1%	0%							38%
AM Peak Hour	7:00	7:15	6:45	8:15	11:45	11:15	11:00							7:15
Volume	47	36	22	20	11	5	1							119
PM Volumes	38	49	124	150	87	17	2	0	0	0	0	0	0	467
% PM	5%	6%	16%	20%	11%	2%	0%							62%
PM Peak Hour	13:45	14:00	14:30	13:00	12:00	12:00	17:00							13:45
Volume	27	27	26	24	13	4	1							98

Directional Peak Periods	AM 7-9			NOON 12-2			PM 4-6			Off Peak Volumes		
All Classes	Volume	⟷	%	Volume	⟷	%	Volume	⟷	%	Volume	⟷	%
	157		21%	106		14%	104		14%	392		52%

Street Name	Direction	Percentiles					
		15th	50th	Average	85th	95th	ADT
S Mariposa St	North Bound	16	24	23	30	34	653
S Mariposa St	South Bound	16	25	24	31	35	759

Prepared by National Data & Surveying Services

SPEED

S Mariposa St Bet. W Oak St & W Alameda Ave

Day: Tuesday
Date: 1/17/2023

City: Burbank
Project #: CA23_020030_027

Summary

Time	< 15	15 - 19	20 - 24	25 - 29	30 - 34	35 - 39	40 - 44	45 - 49	50 - 54	55 - 59	60 - 64	65 - 69	70 +	Total
0:00 AM	0	0	0	0	0	0	0	0	0	0	0	0	0	0
0:15	0	0	0	0	0	0	0	0	0	0	0	0	0	0
0:30	0	1	0	1	0	0	0	0	0	0	0	0	0	2
0:45	0	0	0	1	0	0	0	0	0	0	0	0	0	1
1:00	0	0	0	1	1	0	0	0	0	0	0	0	0	2
1:15	0	0	0	0	0	0	0	0	0	0	0	0	0	0
1:30	0	0	0	0	0	0	0	0	0	0	0	0	0	0
1:45	0	0	0	0	0	0	0	0	0	0	0	0	0	0
2:00	0	0	0	0	0	0	0	0	0	0	0	0	0	0
2:15	0	0	0	0	0	0	0	0	0	0	0	0	0	0
2:30	0	0	0	0	0	0	0	0	0	0	0	0	0	0
2:45	0	0	0	0	0	0	0	0	0	0	0	0	0	0
3:00	0	0	0	1	0	0	0	0	0	0	0	0	0	1
3:15	0	0	0	0	2	0	0	0	0	0	0	0	0	2
3:30	0	0	0	0	0	0	0	0	0	0	0	0	0	0
3:45	0	0	0	0	0	0	0	0	0	0	0	0	0	0
4:00	0	0	0	0	0	0	0	0	0	0	0	0	0	0
4:15	0	0	0	0	0	0	0	0	0	0	0	0	0	0
4:30	0	0	1	0	0	0	0	0	0	0	0	0	0	1
4:45	0	0	0	0	0	0	0	0	0	0	0	0	0	0
5:00	0	0	1	1	1	1	0	0	0	0	0	0	0	4
5:15	0	0	0	1	1	0	0	0	0	0	0	0	0	2
5:30	0	0	1	0	0	0	0	0	0	0	0	0	0	1
5:45	1	0	1	1	1	0	0	0	0	0	0	0	0	4
6:00	0	0	2	3	1	0	0	0	0	0	0	0	0	6
6:15	0	1	1	5	1	2	0	0	0	0	0	0	0	10
6:30	0	0	2	2	4	0	0	0	0	0	0	0	0	8
6:45	8	7	10	1	2	0	0	0	0	0	0	0	0	28
7:00	2	1	5	3	1	0	0	0	0	0	0	0	0	12
7:15	4	8	8	3	1	0	0	0	0	0	0	0	0	24
7:30	31	33	20	5	1	0	0	0	0	0	0	0	0	90
7:45	36	19	13	3	3	1	0	0	0	0	0	0	0	75
8:00	6	8	3	9	6	0	0	0	0	0	0	0	0	32
8:15	1	2	4	10	4	0	0	0	0	0	0	0	0	21
8:30	2	4	6	7	3	0	0	0	0	0	0	0	0	22
8:45	0	1	5	7	2	0	0	0	0	0	0	0	0	15
9:00	2	4	3	12	2	0	0	0	0	0	0	0	0	23
9:15	0	1	1	1	1	3	0	0	0	0	0	0	0	7
9:30	0	2	2	4	4	1	0	0	0	0	0	0	0	13
9:45	1	3	1	5	4	0	0	0	0	0	0	0	0	14
10:00	1	3	5	5	3	2	0	0	0	0	0	0	0	19
10:15	3	3	7	2	2	0	0	0	0	0	0	0	0	17
10:30	0	3	8	7	1	0	0	0	0	0	0	0	0	19
10:45	1	4	4	7	8	0	0	0	0	0	0	0	0	24
11:00	1	0	4	4	1	0	0	0	0	0	0	0	0	10
11:15	1	1	4	8	3	1	0	0	0	0	0	0	0	18
11:30	0	1	3	4	5	0	0	0	0	0	0	0	0	13
11:45	2	3	7	7	2	2	1	0	0	0	0	0	0	24
12:00 PM	1	3	3	11	5	3	0	0	0	0	0	0	0	26
12:15	0	2	1	10	5	0	0	0	0	0	0	0	0	18
12:30	0	1	4	6	4	1	0	0	0	0	0	0	0	16
12:45	1	0	2	6	8	0	0	0	0	0	0	0	0	17
13:00	0	0	8	10	5	0	0	0	0	0	0	0	0	23
13:15	2	1	8	5	3	0	0	0	0	0	0	0	0	19
13:30	0	2	7	15	5	1	0	0	0	0	0	0	0	30
13:45	4	2	9	6	6	0	0	0	0	0	0	0	0	27
14:00	10	11	17	3	1	0	0	0	0	0	0	0	0	42
14:15	42	28	12	0	0	0	0	0	0	0	0	0	0	82
14:30	1	9	19	18	4	0	0	0	0	0	0	0	0	51
14:45	0	6	3	8	2	0	0	0	0	0	0	0	0	19
15:00	3	4	10	7	5	1	0	0	0	0	0	0	0	30
15:15	2	5	12	7	2	0	0	0	0	0	0	0	0	28
15:30	0	1	9	9	2	0	0	0	0	0	0	0	0	21
15:45	0	4	3	10	6	0	0	0	0	0	0	0	0	23
16:00	2	6	10	8	2	0	1	0	0	0	0	0	0	29
16:15	0	3	9	3	3	3	0	0	0	0	0	0	0	21
16:30	1	3	10	8	7	0	0	0	0	0	0	0	0	29
16:45	1	2	12	10	5	2	0	0	0	0	0	0	0	32
17:00	1	1	5	11	3	0	0	0	0	0	0	0	0	21
17:15	1	0	9	7	4	2	0	0	0	0	0	0	0	23
17:30	0	1	5	5	4	1	0	0	0	0	0	0	0	16
17:45	0	0	5	9	3	0	1	0	0	0	0	0	0	18
18:00	0	1	4	9	6	1	0	0	0	0	0	0	0	21
18:15	1	1	5	8	3	0	0	0	0	0	0	0	0	18
18:30	0	6	9	7	2	2	0	0	0	0	0	0	0	26
18:45	0	1	4	4	4	0	0	0	0	0	0	0	0	13
19:00	0	1	1	4	2	2	0	0	0	0	0	0	0	10
19:15	1	3	2	2	4	1	0	0	0	0	0	0	0	13
19:30	0	0	1	6	2	1	0	0	0	0	0	0	0	10
19:45	0	0	1	3	4	0	0	0	0	0	0	0	0	8
20:00	1	1	3	2	2	0	0	0	0	0	0	0	0	9
20:15	0	0	0	5	0	0	0	0	0	0	0	0	0	5
20:30	0	1	4	4	4	0	0	0	0	0	0	0	0	13
20:45	0	0	2	1	1	0	0	0	0	0	0	0	0	4
21:00	0	0	1	3	0	0	0	0	0	0	0	0	0	4
21:15	0	0	0	2	4	1	0	0	0	0	0	0	0	7
21:30	0	0	2	0	3	0	1	0	0	0	0	0	0	6
21:45	0	0	1	0	0	0	0	0	0	0	0	0	0	1
22:00	1	1	1	0	1	0	0	0	0	0	0	0	0	4
22:15	0	0	2	2	1	2	0	0	0	0	0	0	0	7
22:30	0	0	2	2	1	0	0	0	0	0	0	0	0	5
22:45	0	0	0	0	1	1	0	0	0	0	0	0	0	2
23:00	0	0	0	0	1	0	0	0	0	0	0	0	0	1
23:15	0	0	0	0	0	0	0	0	0	0	0	0	0	0
23:30	0	0	0	0	0	0	0	0	0	0	0	0	0	0
23:45	0	0	0	0	0	0	0	0	0	0	0	0	0	0
Totals	179	224	369	387	211	38	4							1412
% of Totals	13%	16%	26%	27%	15%	3%	0%							100%

AM Volumes	103	113	132	131	71	13	1	0	0	0	0	0	0	564
% AM	7%	8%	9%	9%	5%	1%	0%							40%
AM Peak Hour	7:15	7:15	7:00	8:15	10:45	9:15	11:00							7:15
Volume	77	68	46	36	17	6	1							221
PM Volumes	76	111	237	256	140	25	3	0	0	0	0	0	0	848
% PM	5%	8%	17%	18%	10%	2%	0%							60%
PM Peak Hour	13:45	14:00	13:45	14:30	12:00	16:00	15:15							13:45
Volume	57	54	57	40	22	5	1							202

Directional Peak Periods	AM 7-9			NOON 12-2			PM 4-6			Off Peak Volumes		
All Classes	Volume	⟷	%	Volume	⟷	%	Volume	⟷	%	Volume	⟷	%
	291	⟷	21%	176	⟷	12%	189	⟷	13%	756	⟷	54%

Street Name	Direction	Percentiles					
		15th	50th	Average	85th	95th	ADT
S Mariposa St	Summary	16	24	23	31	34	1412

Prepared by National Data & Surveying Services

SPEED

S Mariposa St Bet. W Oak St & W Alameda Ave

Day: Tuesday
Date: 1/17/2023

City: Burbank
Project #: CA23_020030_027n

North Bound

Time	< 15	15 - 19	20 - 24	25 - 29	30 - 34	35 - 39	40 - 44	45 - 49	50 - 54	55 - 59	60 - 64	65 - 69	70 +	Total
0:00 AM	0	0	0	0	0	0	0	0	0	0	0	0	0	0
1:00	0	0	0	0	1	0	0	0	0	0	0	0	0	1
2:00	0	0	0	0	0	0	0	0	0	0	0	0	0	0
3:00	0	0	0	0	2	0	0	0	0	0	0	0	0	2
4:00	0	0	0	0	0	0	0	0	0	0	0	0	0	0
5:00	0	0	1	1	1	0	0	0	0	0	0	0	0	3
6:00	3	3	6	9	6	0	0	0	0	0	0	0	0	27
7:00	26	27	26	7	2	0	0	0	0	0	0	0	0	88
8:00	5	8	10	14	9	0	0	0	0	0	0	0	0	46
9:00	1	6	0	13	6	2	0	0	0	0	0	0	0	28
10:00	2	5	14	13	7	2	0	0	0	0	0	0	0	43
11:00	3	3	12	9	6	1	0	0	0	0	0	0	0	34
12:00 PM	0	3	5	16	9	0	0	0	0	0	0	0	0	33
13:00	3	4	11	12	6	1	0	0	0	0	0	0	0	37
14:00	28	27	32	19	3	0	0	0	0	0	0	0	0	109
15:00	2	11	14	12	11	1	0	0	0	0	0	0	0	51
16:00	2	8	20	13	4	1	1	0	0	0	0	0	0	49
17:00	2	1	13	12	6	2	0	0	0	0	0	0	0	36
18:00	1	3	9	8	3	2	0	0	0	0	0	0	0	26
19:00	0	2	2	5	3	1	0	0	0	0	0	0	0	13
20:00	0	2	4	5	3	0	0	0	0	0	0	0	0	14
21:00	0	0	1	2	3	0	0	0	0	0	0	0	0	6
22:00	0	1	2	2	2	0	0	0	0	0	0	0	0	7
23:00	0	0	0	0	0	0	0	0	0	0	0	0	0	0
Totals	78	114	182	172	93	13	1							653
% of Totals	12%	17%	28%	26%	14%	2%	0%							100%

AM Volumes	40	52	69	66	40	5	0	0	0	0	0	0	0	272
% AM	6%	8%	11%	10%	6%	1%								42%
AM Peak Hour	7:00	7:00	7:00	8:00	8:00	9:00								7:00
Volume	26	27	26	14	9	2								88
PM Volumes	38	62	113	106	53	8	1	0	0	0	0	0	0	381
% PM	6%	9%	17%	16%	8%	1%	0%							58%
PM Peak Hour	14:00	14:00	14:00	14:00	15:00	17:00	16:00							14:00
Volume	28	27	32	19	11	2	1							109

Directional Peak Periods	AM 7-9			NOON 12-2			PM 4-6			Off Peak Volumes		
All Speeds	Volume	↔	%	Volume	↔	%	Volume	↔	%	Volume	↔	%
	134		21%	70		11%	85		13%	364		56%

Street Name	Direction	Percentiles					
		15th	50th	Average	85th	95th	ADT
S Mariposa St	North Bound	16	24	23	30	34	653
S Mariposa St	South Bound	16	25	24	31	35	759

Prepared by National Data & Surveying Services

SPEED

S Mariposa St Bet. W Oak St & W Alameda Ave

Day: Tuesday
Date: 1/17/2023

City: Burbank
Project #: CA23_020030_027s

South Bound

Time	< 15	15 - 19	20 - 24	25 - 29	30 - 34	35 - 39	40 - 44	45 - 49	50 - 54	55 - 59	60 - 64	65 - 69	70 +	Total
0:00 AM	0	1	0	2	0	0	0	0	0	0	0	0	0	3
1:00	0	0	0	1	0	0	0	0	0	0	0	0	0	1
2:00	0	0	0	0	0	0	0	0	0	0	0	0	0	0
3:00	0	0	0	1	0	0	0	0	0	0	0	0	0	1
4:00	0	0	1	0	0	0	0	0	0	0	0	0	0	1
5:00	1	0	2	2	2	1	0	0	0	0	0	0	0	8
6:00	5	5	9	2	2	2	0	0	0	0	0	0	0	25
7:00	47	34	20	7	4	1	0	0	0	0	0	0	0	113
8:00	4	7	8	19	6	0	0	0	0	0	0	0	0	44
9:00	2	4	7	9	5	2	0	0	0	0	0	0	0	29
10:00	3	8	10	8	7	0	0	0	0	0	0	0	0	36
11:00	1	2	6	14	5	2	1	0	0	0	0	0	0	31
12:00 PM	2	3	5	17	13	4	0	0	0	0	0	0	0	44
13:00	3	1	21	24	13	0	0	0	0	0	0	0	0	62
14:00	25	27	19	10	4	0	0	0	0	0	0	0	0	85
15:00	3	3	20	21	4	0	0	0	0	0	0	0	0	51
16:00	2	6	21	16	13	4	0	0	0	0	0	0	0	62
17:00	0	1	11	20	8	1	1	0	0	0	0	0	0	42
18:00	0	6	13	20	12	1	0	0	0	0	0	0	0	52
19:00	1	2	3	10	9	3	0	0	0	0	0	0	0	28
20:00	1	0	5	7	4	0	0	0	0	0	0	0	0	17
21:00	0	0	3	3	4	1	1	0	0	0	0	0	0	12
22:00	1	0	3	2	2	3	0	0	0	0	0	0	0	11
23:00	0	0	0	0	1	0	0	0	0	0	0	0	0	1
Totals	101	110	187	215	118	25	3							759
% of Totals	13%	14%	25%	28%	16%	3%	0%							100%

AM Volumes	63	61	63	65	31	8	1	0	0	0	0	0	0	292
% AM	8%	8%	8%	9%	4%	1%	0%							38%
AM Peak Hour	7:00	7:00	7:00	8:00	10:00	6:00	11:00							7:00
Volume	47	34	20	19	7	2	1							113
PM Volumes	38	49	124	150	87	17	2	0	0	0	0	0	0	467
% PM	5%	6%	16%	20%	11%	2%	0%							62%
PM Peak Hour	14:00	14:00	13:00	13:00	12:00	12:00	17:00							14:00
Volume	25	27	21	24	13	4	1							85

Directional Peak Periods	AM 7-9			NOON 12-2			PM 4-6			Off Peak Volumes		
All Speeds	Volume		%	Volume		%	Volume		%	Volume		%
	157	↔	21%	106	↔	14%	104	↔	14%	392	↔	52%

Street Name	Direction	Percentiles					
		15th	50th	Average	85th	95th	ADT
S Mariposa St	North Bound	16	24	23	30	34	653
S Mariposa St	South Bound	16	25	24	31	35	759

Prepared by National Data & Surveying Services

SPEED

S Mariposa St Bet. W Oak St & W Alameda Ave

Day: Tuesday
Date: 1/17/2023

City: Burbank
Project #: CA23_020030_027

Summary

Time	< 15	15 - 19	20 - 24	25 - 29	30 - 34	35 - 39	40 - 44	45 - 49	50 - 54	55 - 59	60 - 64	65 - 69	70 +	Total
0:00 AM	0	1	0	2	0	0	0	0	0	0	0	0	0	3
1:00	0	0	0	1	1	0	0	0	0	0	0	0	0	2
2:00	0	0	0	0	0	0	0	0	0	0	0	0	0	0
3:00	0	0	0	1	2	0	0	0	0	0	0	0	0	3
4:00	0	0	1	0	0	0	0	0	0	0	0	0	0	1
5:00	1	0	3	3	3	1	0	0	0	0	0	0	0	11
6:00	8	8	15	11	8	2	0	0	0	0	0	0	0	52
7:00	73	61	46	14	6	1	0	0	0	0	0	0	0	201
8:00	9	15	18	33	15	0	0	0	0	0	0	0	0	90
9:00	3	10	7	22	11	4	0	0	0	0	0	0	0	57
10:00	5	13	24	21	14	2	0	0	0	0	0	0	0	79
11:00	4	5	18	23	11	3	1	0	0	0	0	0	0	65
12:00 PM	2	6	10	33	22	4	0	0	0	0	0	0	0	77
13:00	6	5	32	36	19	1	0	0	0	0	0	0	0	99
14:00	53	54	51	29	7	0	0	0	0	0	0	0	0	194
15:00	5	14	34	33	15	1	0	0	0	0	0	0	0	102
16:00	4	14	41	29	17	5	1	0	0	0	0	0	0	111
17:00	2	2	24	32	14	3	1	0	0	0	0	0	0	78
18:00	1	9	22	28	15	3	0	0	0	0	0	0	0	78
19:00	1	4	5	15	12	4	0	0	0	0	0	0	0	41
20:00	1	2	9	12	7	0	0	0	0	0	0	0	0	31
21:00	0	0	4	5	7	1	1	0	0	0	0	0	0	18
22:00	1	1	5	4	4	3	0	0	0	0	0	0	0	18
23:00	0	0	0	0	1	0	0	0	0	0	0	0	0	1
Totals	179	224	369	387	211	38	4							1412
% of Totals	13%	16%	26%	27%	15%	3%	0%							100%

AM Volumes	103	113	132	131	71	13	1	0	0	0	0	0	0	564
% AM	7%	8%	9%	9%	5%	1%	0%							40%
AM Peak Hour	7:00	7:00	7:00	8:00	8:00	9:00	11:00							7:00
Volume	73	61	46	33	15	4	1							201
PM Volumes	76	111	237	256	140	25	3	0	0	0	0	0	0	848
% PM	5%	8%	17%	18%	10%	2%	0%							60%
PM Peak Hour	14:00	14:00	14:00	13:00	12:00	16:00	16:00							14:00
Volume	53	54	51	36	22	5	1							194

Directional Peak Periods	AM 7-9			NOON 12-2			PM 4-6			Off Peak Volumes		
All Speeds	Volume	↔	%	Volume	↔	%	Volume	↔	%	Volume	↔	%
	291	↔	21%	176	↔	12%	189	↔	13%	756	↔	54%

Street Name	Direction	Percentiles					
		15th	50th	Average	85th	95th	ADT
S Mariposa St	Summary	16	24	23	31	34	1412

Prepared by NDS/ATD

Prepared by National Data & Surveying Services

VOLUME

S Mariposa St Bet. W Oak St & W Alameda Ave

Day: Tuesday
Date: 1/17/2023

City: Burbank
Project #: CA23_020030_027

DAILY TOTALS	NB	SB	EB	WB	Total
	653	759	0	0	1,412

AM Period	NB		SB		EB	WB	TOTAL		PM Period	NB		SB		EB	WB	TOTAL	
0:00	0		0		0	0			12:00	11		15		0	0	26	
0:15	0		0		0	0			12:15	8		10		0	0	18	
0:30	0		2		0	0	2		12:30	7		9		0	0	16	
0:45	0		1	3	0	0	1	3	12:45	7	33	10	44	0	0	17	77
1:00	1		1		0	0	2		13:00	9		14		0	0	23	
1:15	0		0		0	0			13:15	11		8		0	0	19	
1:30	0		0		0	0			13:30	11		19		0	0	30	
1:45	0	1	0	1	0	0		2	13:45	6	37	21	62	0	0	27	99
2:00	0		0		0	0			14:00	15		27		0	0	42	
2:15	0		0		0	0			14:15	53		29		0	0	82	
2:30	0		0		0	0			14:30	30		21		0	0	51	
2:45	0		0		0	0			14:45	11	109	8	85	0	0	19	194
3:00	0		1		0	0	1		15:00	13		17		0	0	30	
3:15	2		0		0	0	2		15:15	10		18		0	0	28	
3:30	0		0		0	0			15:30	13		8		0	0	21	
3:45	0	2	0	1	0	0		3	15:45	15	51	8	51	0	0	23	102
4:00	0		0		0	0			16:00	16		13		0	0	29	
4:15	0		0		0	0			16:15	7		14		0	0	21	
4:30	0		1		0	0	1		16:30	14		15		0	0	29	
4:45	0		0	1	0	0		1	16:45	12	49	20	62	0	0	32	111
5:00	3		1		0	0	4		17:00	13		8		0	0	21	
5:15	0		2		0	0	2		17:15	10		13		0	0	23	
5:30	0		1		0	0	1		17:30	7		9		0	0	16	
5:45	0	3	4	8	0	0	4	11	17:45	6	36	12	42	0	0	18	78
6:00	2		4		0	0	6		18:00	7		14		0	0	21	
6:15	6		4		0	0	10		18:15	6		12		0	0	18	
6:30	6		2		0	0	8		18:30	11		15		0	0	26	
6:45	13	27	15	25	0	0	28	52	18:45	2	26	11	52	0	0	13	78
7:00	3		9		0	0	12		19:00	3		7		0	0	10	
7:15	8		16		0	0	24		19:15	5		8		0	0	13	
7:30	26		64		0	0	90		19:30	3		7		0	0	10	
7:45	51	88	24	113	0	0	75	201	19:45	2	13	6	28	0	0	8	41
8:00	17		15		0	0	32		20:00	3		6		0	0	9	
8:15	9		12		0	0	21		20:15	1		4		0	0	5	
8:30	13		9		0	0	22		20:30	6		7		0	0	13	
8:45	7	46	8	44	0	0	15	90	20:45	4	14	0	17	0	0	4	31
9:00	11		12		0	0	23		21:00	2		2		0	0	4	
9:15	5		2		0	0	7		21:15	1		6		0	0	7	
9:30	7		6		0	0	13		21:30	3		3		0	0	6	
9:45	5	28	9	29	0	0	14	57	21:45	0	6	1	12	0	0	1	18
10:00	14		5		0	0	19		22:00	2		2		0	0	4	
10:15	8		9		0	0	17		22:15	2		5		0	0	7	
10:30	8		11		0	0	19		22:30	2		3		0	0	5	
10:45	13	43	11	36	0	0	24	79	22:45	1	7	1	11	0	0	2	18
11:00	4		6		0	0	10		23:00	0		1		0	0	1	
11:15	10		8		0	0	18		23:15	0		0		0	0		
11:30	7		6		0	0	13		23:30	0		0		0	0		
11:45	13	34	11	31	0	0	24	65	23:45	0		0	1	0	0		1
TOTALS		272		292				564	TOTALS		381		467				848
SPLIT %		48.2%		51.8%				39.9%	SPLIT %		44.9%		55.1%				60.1%

DAILY TOTALS	NB	SB	EB	WB	Total
	653	759	0	0	1,412

AM Peak Hour	7:30	7:15			7:15	PM Peak Hour	14:00	13:45			13:45
AM Pk Volume	103	119			221	PM Pk Volume	109	98			202
Pk Hr Factor	0.505	0.465			0.614	Pk Hr Factor	0.514	0.845			0.616
7 - 9 Volume	134	157	0	0	291	4 - 6 Volume	85	104	0	0	189
7 - 9 Peak Hour	7:30	7:15			7:15	4 - 6 Peak Hour	16:00	16:00			16:00
7 - 9 Pk Volume	103	119	0	0	221	4 - 6 Pk Volume	49	62	0	0	111
Pk Hr Factor	0.505	0.465	0.000	0.000	0.614	Pk Hr Factor	0.766	0.775	0.000	0.000	0.867

Prepared by NDS/ATD

Project #: CA23_020030_027 **City:** Burbank

Location: S Mariposa St Bet. W Oak St & W Alameda **Date:** 1/17/2023

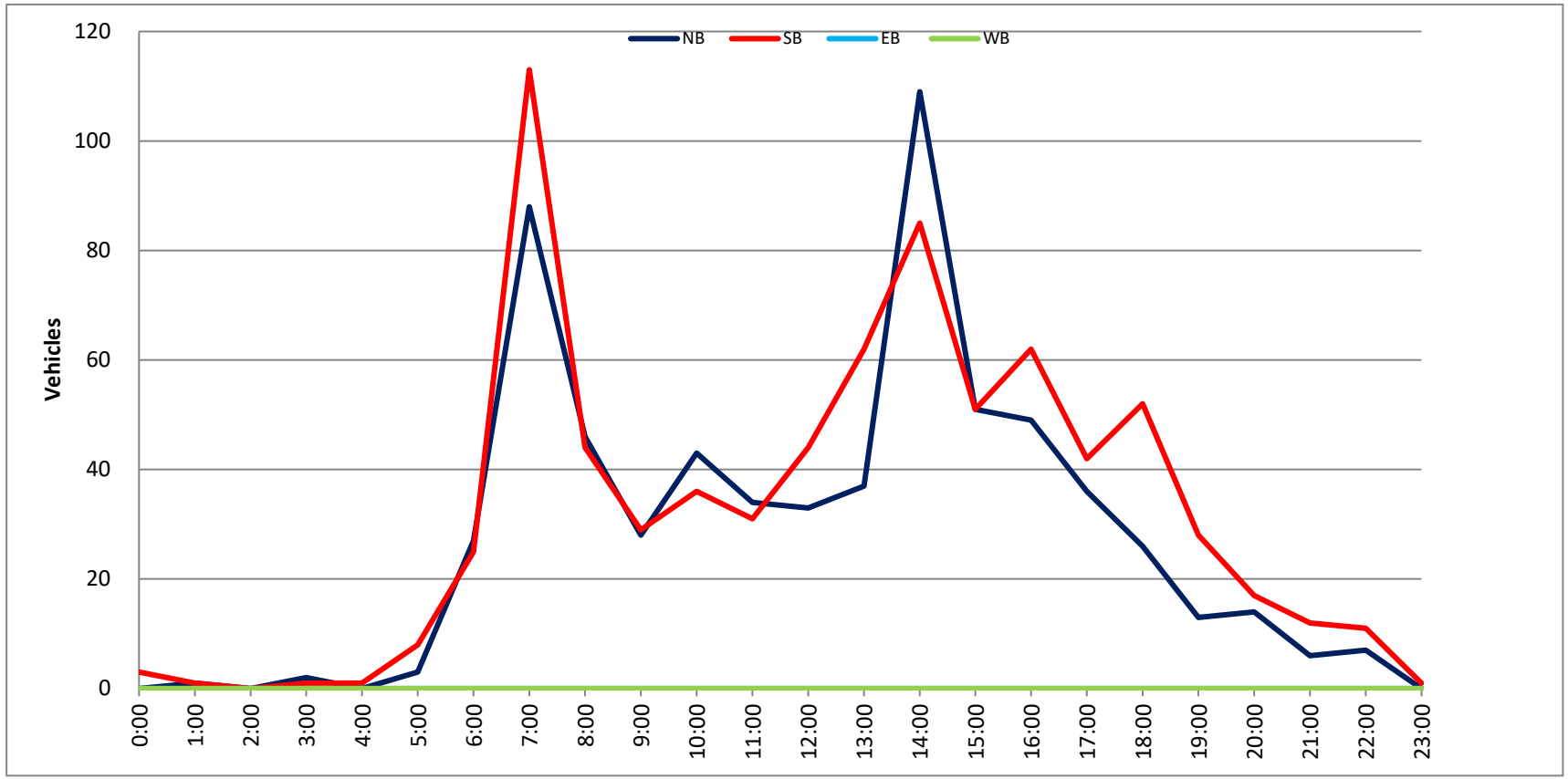

Prepared by National Data & Surveying Services

SPEED

S Mariposa St Bet. W Oak St & W Alameda Ave

Day: Wednesday
Date: 1/18/2023

City: Burbank
Project #: CA23_020030_027n

North Bound

Time	< 15	15 - 19	20 - 24	25 - 29	30 - 34	35 - 39	40 - 44	45 - 49	50 - 54	55 - 59	60 - 64	65 - 69	70 +	Total
0:00 AM	0	0	0	0	0	0	0	0	0	0	0	0	0	0
0:15	0	0	0	0	0	0	0	0	0	0	0	0	0	0
0:30	0	0	1	0	0	0	0	0	0	0	0	0	0	1
0:45	0	0	0	0	0	0	0	0	0	0	0	0	0	0
1:00	0	0	0	0	0	0	0	0	0	0	0	0	0	0
1:15	0	0	0	0	0	0	0	0	0	0	0	0	0	0
1:30	0	0	0	0	0	0	0	0	0	0	0	0	0	0
1:45	0	0	0	0	0	0	0	0	0	0	0	0	0	0
2:00	0	0	0	0	0	0	0	0	0	0	0	0	0	0
2:15	0	0	0	0	0	0	0	0	0	0	0	0	0	0
2:30	0	0	0	0	0	0	0	0	0	0	0	0	0	0
2:45	0	0	0	0	1	0	0	0	0	0	0	0	0	1
3:00	0	0	0	0	0	0	0	0	0	0	0	0	0	0
3:15	0	0	0	0	0	1	0	0	0	0	0	0	0	1
3:30	0	0	0	0	0	0	0	0	0	0	0	0	0	0
3:45	0	0	0	0	0	0	0	0	0	0	0	0	0	0
4:00	0	0	0	0	0	0	0	0	0	0	0	0	0	0
4:15	0	0	0	0	0	1	0	0	0	0	0	0	0	1
4:30	0	0	0	1	0	0	0	0	0	0	0	0	0	1
4:45	0	0	0	0	0	0	0	0	0	0	0	0	0	0
5:00	0	0	0	0	0	0	0	0	0	0	0	0	0	0
5:15	0	0	1	1	1	0	0	0	0	0	0	0	0	3
5:30	0	0	0	1	0	0	0	0	0	0	0	0	0	1
5:45	0	0	0	0	0	0	0	0	0	0	0	0	0	0
6:00	0	0	0	1	0	0	0	0	0	0	0	0	0	1
6:15	0	1	0	1	1	0	0	0	0	0	0	0	0	3
6:30	0	0	1	2	0	0	0	0	0	0	0	0	0	3
6:45	0	6	5	2	1	0	0	0	0	0	0	0	0	14
7:00	0	0	1	1	1	0	0	0	0	0	0	0	0	3
7:15	0	2	3	1	0	0	0	0	0	0	0	0	0	6
7:30	2	9	9	4	1	0	0	0	0	0	0	0	0	25
7:45	12	28	15	7	2	0	0	0	0	0	0	0	0	64
8:00	2	3	5	6	1	0	0	0	0	0	0	0	0	17
8:15	1	1	0	6	3	0	0	0	0	0	0	0	0	11
8:30	0	0	5	4	3	0	0	0	0	0	0	0	0	12
8:45	0	1	3	2	2	0	0	0	0	0	0	0	0	8
9:00	0	1	2	1	2	2	0	0	0	0	0	0	0	8
9:15	1	0	2	0	3	0	0	0	0	0	0	0	0	6
9:30	0	0	1	3	1	0	0	0	0	0	0	0	0	5
9:45	1	0	2	1	3	0	1	0	0	0	0	0	0	8
10:00	0	0	2	3	2	0	0	0	0	0	0	0	0	7
10:15	0	0	2	5	2	0	0	0	0	0	0	0	0	9
10:30	0	1	2	3	2	1	0	0	0	0	0	0	0	9
10:45	0	1	2	5	0	0	0	0	0	0	0	0	0	8
11:00	0	0	2	4	1	0	0	0	0	0	0	0	0	7
11:15	2	4	4	1	1	1	0	0	0	0	0	0	0	13
11:30	0	1	3	3	1	0	0	0	0	0	0	0	0	8
11:45	0	1	2	2	2	0	0	0	0	0	0	0	0	7
12:00 PM	1	1	4	4	2	0	0	0	0	0	0	0	0	12
12:15	0	3	2	3	1	0	0	0	0	0	0	0	0	9
12:30	0	1	3	5	2	1	0	0	0	0	0	0	0	12
12:45	1	2	1	7	2	0	0	0	0	0	0	0	0	13
13:00	0	0	1	2	2	1	0	0	0	0	0	0	0	6
13:15	0	2	4	4	3	0	0	0	0	0	0	0	0	13
13:30	0	0	4	3	3	1	0	0	0	0	0	0	0	11
13:45	0	1	2	2	3	1	0	0	0	0	0	0	0	9
14:00	0	0	2	4	2	0	0	0	0	0	0	0	0	8
14:15	2	0	4	3	1	3	0	0	0	0	0	0	0	13
14:30	0	1	2	5	0	1	0	0	0	0	0	0	0	9
14:45	7	5	7	4	0	0	0	0	0	0	0	0	0	23
15:00	18	23	10	3	1	0	0	0	0	0	0	0	0	55
15:15	2	10	4	4	0	0	0	0	0	0	0	0	0	20
15:30	2	3	7	7	1	0	0	0	0	0	0	0	0	20
15:45	0	5	9	2	4	0	0	0	0	0	0	0	0	20
16:00	0	7	9	2	1	0	0	0	0	0	0	0	0	19
16:15	3	2	8	3	2	0	0	0	0	0	0	0	0	18
16:30	0	4	2	10	1	0	0	0	0	0	0	0	0	17
16:45	0	0	2	2	4	1	0	0	0	0	0	0	0	9
17:00	2	3	3	4	1	0	0	0	0	0	0	0	0	13
17:15	0	1	7	5	1	0	0	0	0	0	0	0	0	14
17:30	0	1	1	6	1	0	0	0	0	0	0	0	0	9
17:45	0	1	0	7	1	0	0	0	0	0	0	0	0	9
18:00	0	0	1	7	1	0	0	0	0	0	0	0	0	9
18:15	0	0	2	1	2	1	0	0	0	0	0	0	0	6
18:30	1	1	2	4	0	0	0	0	0	0	0	0	0	8
18:45	1	0	1	3	1	1	0	0	0	0	0	0	0	7
19:00	0	0	2	2	0	0	0	0	0	0	0	0	0	4
19:15	0	2	3	2	1	0	0	0	0	0	0	0	0	8
19:30	0	0	1	2	2	0	0	0	0	0	0	0	0	5
19:45	0	0	1	1	0	0	0	0	0	0	0	0	0	2
20:00	0	0	3	0	0	0	0	0	0	0	0	0	0	3
20:15	0	0	0	2	0	0	0	0	0	0	0	0	0	2
20:30	0	0	3	0	2	1	0	0	0	0	0	0	0	6
20:45	0	0	0	1	0	1	0	0	0	0	0	0	0	2
21:00	0	0	1	2	0	1	0	0	0	0	0	0	0	4
21:15	0	0	1	4	0	0	0	0	0	0	0	0	0	5
21:30	0	0	0	0	0	0	0	0	0	0	0	0	0	0
21:45	1	1	0	1	0	0	0	0	0	0	0	0	0	3
22:00	0	0	1	0	0	0	0	0	0	0	0	0	0	1
22:15	0	0	0	1	1	0	0	0	0	0	0	0	0	2
22:30	0	0	0	0	0	0	0	0	0	0	0	0	0	0
22:45	0	0	1	0	0	0	0	0	0	0	0	0	0	1
23:00	0	0	1	1	0	0	0	0	0	0	0	0	0	2
23:15	0	0	0	0	0	0	0	0	0	0	0	0	0	0
23:30	0	0	0	0	0	0	0	0	0	0	0	0	0	0
23:45	0	0	0	0	0	0	0	0	0	0	0	0	0	0
Totals	62	140	197	206	86	20	1							712
% of Totals	9%	20%	28%	29%	12%	3%	0%							100%

AM Volumes	21	60	75	71	37	6	1	0	0	0	0	0	0	271
% AM	3%	8%	11%	10%	5%	1%	0%							38%
AM Peak Hour	7:30	7:15	7:15	7:30	8:15	8:15	9:00							7:30
Volume	17	42	32	23	10	2	1							117
PM Volumes	41	80	122	135	49	14	0	0	0	0	0	0	0	441
% PM	6%	11%	17%	19%	7%	2%								62%
PM Peak Hour	14:45	14:45	15:30	17:15	13:00	13:30								14:45
Volume	29	41	33	25	11	5								118

Directional Peak Periods	AM 7-9			NOON 12-2			PM 4-6			Off Peak Volumes		
All Classes	Volume	⟷	%	Volume	⟷	%	Volume	⟷	%	Volume	⟷	%
	146		21%	85		12%	108		15%	373		52%

Street Name	Direction	Percentiles					
		15th	50th	Average	85th	95th	ADT
S Mariposa St	North Bound	17	24	24	30	34	712
S Mariposa St	South Bound	16	24	24	31	35	811

Prepared by National Data & Surveying Services

SPEED

S Mariposa St Bet. W Oak St & W Alameda Ave

Day: Wednesday
Date: 1/18/2023

City: Burbank
Project #: CA23_020030_027s

South Bound

Time	< 15	15 - 19	20 - 24	25 - 29	30 - 34	35 - 39	40 - 44	45 - 49	50 - 54	55 - 59	60 - 64	65 - 69	70 +	Total
0:00 AM	0	0	0	0	0	0	0	0	0	0	0	0	0	0
0:15	0	0	0	0	0	0	0	0	0	0	0	0	0	0
0:30	0	0	0	0	0	0	0	0	0	0	0	0	0	0
0:45	0	0	0	0	0	0	0	0	0	0	0	0	0	0
1:00	0	0	0	0	0	0	0	0	0	0	0	0	0	0
1:15	0	0	0	0	0	0	0	0	0	0	0	0	0	0
1:30	0	0	0	0	0	0	0	0	0	0	0	0	0	0
1:45	0	0	0	0	0	0	0	0	0	0	0	0	0	0
2:00	0	0	1	0	0	0	0	0	0	0	0	0	0	1
2:15	0	0	0	1	0	0	0	0	0	0	0	0	0	1
2:30	0	0	0	0	0	0	0	0	0	0	0	0	0	0
2:45	0	0	0	0	0	0	0	0	0	0	0	0	0	0
3:00	0	0	0	0	1	0	0	0	0	0	0	0	0	1
3:15	0	0	0	0	0	0	0	0	0	0	0	0	0	0
3:30	0	0	0	0	0	0	0	0	0	0	0	0	0	0
3:45	0	0	0	0	1	0	0	0	0	0	0	0	0	1
4:00	0	0	0	0	0	0	0	0	0	0	0	0	0	0
4:15	0	0	0	0	0	0	0	0	0	0	0	0	0	0
4:30	0	0	0	0	0	0	0	0	0	0	0	0	0	0
4:45	0	0	0	0	1	0	0	0	0	0	0	0	0	1
5:00	0	0	0	0	0	0	0	0	0	0	0	0	0	0
5:15	0	0	0	4	0	0	1	0	0	0	0	0	0	5
5:30	0	1	0	1	0	1	0	0	0	0	0	0	0	3
5:45	1	1	0	0	0	0	0	0	0	0	0	0	0	2
6:00	0	0	1	3	2	0	0	0	0	0	0	0	0	6
6:15	0	1	1	2	1	0	0	0	0	0	0	0	0	5
6:30	0	0	1	4	0	0	0	0	0	0	0	0	0	5
6:45	3	3	4	3	1	1	0	0	0	0	0	0	0	15
7:00	1	1	2	0	0	0	0	0	0	0	0	0	0	4
7:15	4	3	6	3	1	0	0	0	0	0	0	0	0	17
7:30	14	25	14	3	2	0	0	0	0	0	0	0	0	58
7:45	33	10	3	1	0	0	0	0	0	0	0	0	0	47
8:00	0	5	7	3	4	1	0	0	0	0	0	0	0	20
8:15	3	2	6	5	4	1	0	0	0	0	0	0	0	21
8:30	1	1	1	2	3	0	0	0	0	0	0	0	0	8
8:45	0	0	2	2	0	0	0	0	0	0	0	0	0	4
9:00	0	0	2	3	2	0	0	0	0	0	0	0	0	7
9:15	0	0	4	3	2	1	0	0	0	0	0	0	0	10
9:30	0	0	2	2	3	3	0	0	0	0	0	0	0	10
9:45	0	3	2	4	1	0	0	1	0	0	0	0	0	11
10:00	0	1	1	2	0	0	0	0	0	0	0	0	0	4
10:15	3	0	2	2	0	0	0	0	0	0	0	0	0	7
10:30	0	0	0	7	1	1	0	0	0	0	0	0	0	9
10:45	1	0	2	1	2	1	0	0	0	0	0	0	0	7
11:00	0	0	3	2	2	1	0	1	0	0	0	0	0	9
11:15	0	1	5	2	0	1	0	0	0	0	0	0	0	9
11:30	3	2	2	3	1	2	0	0	0	0	0	0	0	13
11:45	2	0	2	1	2	0	0	0	0	0	0	0	0	7
12:00 PM	0	2	5	5	0	0	1	0	0	0	0	0	0	13
12:15	3	1	1	7	3	1	0	0	0	0	0	0	0	16
12:30	1	1	3	4	1	0	0	0	0	0	0	0	0	10
12:45	1	0	2	3	3	0	0	0	0	0	0	0	0	9
13:00	1	2	1	5	3	1	0	0	0	0	0	0	0	13
13:15	1	2	3	7	1	0	1	0	0	0	0	0	0	15
13:30	0	2	5	4	5	0	0	0	0	0	0	0	0	16
13:45	0	1	2	4	1	0	0	0	0	0	0	0	0	8
14:00	0	1	2	3	3	1	0	0	0	0	0	0	0	10
14:15	0	3	3	5	3	1	0	0	0	0	0	0	0	15
14:30	0	3	6	4	1	1	0	0	0	0	0	0	0	15
14:45	2	5	5	2	0	0	0	1	0	0	0	0	0	15
15:00	18	7	8	5	0	1	0	1	0	0	0	0	0	40
15:15	0	2	8	5	1	0	1	0	0	0	0	0	0	17
15:30	0	2	4	4	2	0	0	0	0	0	0	0	0	12
15:45	3	5	13	5	1	0	0	0	0	0	0	0	0	27
16:00	3	10	11	5	1	0	0	0	0	0	0	0	0	30
16:15	2	1	1	5	3	0	0	0	0	0	0	0	0	12
16:30	1	1	2	5	2	2	0	0	0	0	0	0	0	13
16:45	0	1	4	4	2	0	0	0	0	0	0	0	0	11
17:00	0	1	0	2	6	0	1	0	0	0	0	0	0	10
17:15	0	0	7	6	3	1	1	0	0	0	0	0	0	18
17:30	1	1	4	4	4	1	0	0	0	0	0	0	0	15
17:45	1	1	2	7	4	0	0	0	0	0	0	0	0	15
18:00	0	0	4	5	1	0	0	1	0	0	0	0	0	11
18:15	0	1	2	4	1	0	0	0	0	0	0	0	0	8
18:30	0	1	2	4	1	1	0	0	0	0	0	0	0	9
18:45	0	2	4	4	0	0	0	0	0	0	0	0	0	10
19:00	0	0	3	4	2	1	0	0	0	0	0	0	0	10
19:15	1	0	2	1	3	0	0	0	0	0	0	0	0	7
19:30	0	0	1	0	3	0	1	0	0	0	0	0	0	5
19:45	0	0	0	1	1	1	0	0	0	0	0	0	0	3
20:00	0	1	1	2	1	0	0	0	0	0	0	0	0	5
20:15	0	1	3	1	1	0	0	0	0	0	0	0	0	6
20:30	0	0	1	3	2	0	0	0	0	0	0	0	0	6
20:45	0	0	0	4	0	0	0	0	0	0	0	0	0	4
21:00	0	1	1	0	3	0	0	0	0	0	0	0	0	5
21:15	0	0	1	0	1	0	0	0	0	0	0	0	0	2
21:30	0	0	0	0	1	0	0	0	0	0	0	0	0	1
21:45	0	0	0	2	0	0	0	0	0	0	0	0	0	2
22:00	0	0	0	1	1	0	0	0	0	0	0	0	0	2
22:15	0	0	0	1	1	0	0	0	0	0	0	0	0	2
22:30	1	0	1	1	2	0	0	0	0	0	0	0	0	5
22:45	0	0	1	2	1	0	0	0	0	0	0	0	0	4
23:00	0	0	1	0	0	0	0	0	0	0	0	0	0	1
23:15	0	0	0	0	0	0	0	0	0	0	0	0	0	0
23:30	0	0	0	0	0	0	0	0	0	0	0	0	0	0
23:45	0	0	0	0	0	0	0	0	0	0	0	0	0	0
Totals	169	122	206	219	116	27	7	5						811
% of Totals	13%	15%	25%	27%	14%	3%	1%	1%						100%

AM Volumes	69	60	76	69	37	14	1	2	0	0	0	0	0	328
% AM	9%	7%	9%	9%	5%	2%	0%	0%						40%
AM Peak Hour	7:00	7:15	7:15	11:45	7:45	10:45	4:30	9:00						7:30
Volume	52	43	30	17	11	5	1	1						146
PM Volumes	40	62	130	150	79	13	6	3	0	0	0	0	0	483
% PM	5%	8%	16%	18%	10%	2%	1%	0%						60%
PM Peak Hour	15:00	15:15	15:15	17:15	17:00	13:45	16:30	14:15						15:00
Volume	21	19	36	22	17	3	2	2						96

Directional Peak Periods	AM 7-9			NOON 12-2			PM 4-6			Off Peak Volumes		
All Classes	Volume	↔	%	Volume	↔	%	Volume	↔	%	Volume	↔	%
	179		22%	100		12%	124		15%	408		50%

Street Name	Direction	Percentiles					
		15th	50th	Average	85th	95th	ADT
S Mariposa St	North Bound	17	24	24	30	34	712
S Mariposa St	South Bound	16	24	24	31	35	811

Prepared by National Data & Surveying Services

SPEED

S Mariposa St Bet. W Oak St & W Alameda Ave

Day: Wednesday
Date: 1/18/2023

City: Burbank
Project #: CA23_020030_027

Summary

Time	< 15	15 - 19	20 - 24	25 - 29	30 - 34	35 - 39	40 - 44	45 - 49	50 - 54	55 - 59	60 - 64	65 - 69	70 +	Total
0:00 AM	0	0	0	0	0	0	0	0	0	0	0	0	0	0
0:15	0	0	0	0	0	0	0	0	0	0	0	0	0	0
0:30	0	0	1	0	0	0	0	0	0	0	0	0	0	1
0:45	0	0	0	0	0	0	0	0	0	0	0	0	0	0
1:00	0	0	0	0	0	0	0	0	0	0	0	0	0	0
1:15	0	0	0	0	0	0	0	0	0	0	0	0	0	0
1:30	0	0	0	0	0	0	0	0	0	0	0	0	0	0
1:45	0	0	0	0	0	0	0	0	0	0	0	0	0	0
2:00	0	0	1	0	0	0	0	0	0	0	0	0	0	1
2:15	0	0	0	1	0	0	0	0	0	0	0	0	0	1
2:30	0	0	0	0	0	0	0	0	0	0	0	0	0	0
2:45	0	0	0	0	1	0	0	0	0	0	0	0	0	1
3:00	0	0	0	0	1	0	0	0	0	0	0	0	0	1
3:15	0	0	0	0	0	1	0	0	0	0	0	0	0	1
3:30	0	0	0	0	0	0	0	0	0	0	0	0	0	0
3:45	0	0	0	0	1	0	0	0	0	0	0	0	0	1
4:00	0	0	0	0	0	0	0	0	0	0	0	0	0	0
4:15	0	0	0	0	0	1	0	0	0	0	0	0	0	1
4:30	0	0	0	1	0	0	0	0	0	0	0	0	0	1
4:45	0	0	0	0	1	0	0	0	0	0	0	0	0	1
5:00	0	0	0	0	0	0	0	0	0	0	0	0	0	0
5:15	0	0	1	5	1	0	1	0	0	0	0	0	0	8
5:30	0	1	0	2	0	1	0	0	0	0	0	0	0	4
5:45	1	1	0	0	0	0	0	0	0	0	0	0	0	2
6:00	0	0	1	4	2	0	0	0	0	0	0	0	0	7
6:15	0	2	1	3	2	0	0	0	0	0	0	0	0	8
6:30	0	0	2	6	0	0	0	0	0	0	0	0	0	8
6:45	3	9	9	5	2	1	0	0	0	0	0	0	0	29
7:00	1	1	3	1	1	0	0	0	0	0	0	0	0	7
7:15	4	5	9	4	1	0	0	0	0	0	0	0	0	23
7:30	16	34	23	7	3	0	0	0	0	0	0	0	0	83
7:45	45	38	18	8	2	0	0	0	0	0	0	0	0	111
8:00	2	8	12	9	5	1	0	0	0	0	0	0	0	37
8:15	4	3	6	11	7	1	0	0	0	0	0	0	0	32
8:30	1	1	6	6	6	0	0	0	0	0	0	0	0	20
8:45	0	1	5	4	2	0	0	0	0	0	0	0	0	12
9:00	0	1	4	4	4	2	0	0	0	0	0	0	0	15
9:15	1	0	6	3	5	1	0	0	0	0	0	0	0	16
9:30	0	0	3	5	4	3	0	0	0	0	0	0	0	15
9:45	1	3	4	5	4	0	1	1	0	0	0	0	0	19
10:00	0	1	3	5	2	0	0	0	0	0	0	0	0	11
10:15	3	0	4	7	2	0	0	0	0	0	0	0	0	16
10:30	0	1	2	10	3	2	0	0	0	0	0	0	0	18
10:45	1	1	4	6	2	1	0	0	0	0	0	0	0	15
11:00	0	0	5	6	3	1	0	1	0	0	0	0	0	16
11:15	2	5	9	3	1	2	0	0	0	0	0	0	0	22
11:30	3	3	5	6	2	2	0	0	0	0	0	0	0	21
11:45	2	1	4	3	4	0	0	0	0	0	0	0	0	14
12:00 PM	1	3	9	9	2	0	1	0	0	0	0	0	0	25
12:15	3	4	3	10	4	1	0	0	0	0	0	0	0	25
12:30	1	2	6	9	3	1	0	0	0	0	0	0	0	22
12:45	2	2	3	10	5	0	0	0	0	0	0	0	0	22
13:00	1	2	2	7	5	2	0	0	0	0	0	0	0	19
13:15	1	4	7	11	4	0	1	0	0	0	0	0	0	28
13:30	0	2	9	7	8	1	0	0	0	0	0	0	0	27
13:45	0	2	4	6	4	1	0	0	0	0	0	0	0	17
14:00	0	1	4	7	5	1	0	0	0	0	0	0	0	18
14:15	2	3	7	8	4	4	0	0	0	0	0	0	0	28
14:30	0	4	8	9	1	2	0	0	0	0	0	0	0	24
14:45	9	10	12	6	0	0	0	1	0	0	0	0	0	38
15:00	36	30	18	8	1	1	0	1	0	0	0	0	0	95
15:15	2	12	12	9	1	0	1	0	0	0	0	0	0	37
15:30	2	5	11	11	3	0	0	0	0	0	0	0	0	32
15:45	3	10	22	7	5	0	0	0	0	0	0	0	0	47
16:00	3	17	20	7	2	0	0	0	0	0	0	0	0	49
16:15	5	3	9	8	5	0	0	0	0	0	0	0	0	30
16:30	1	5	4	15	3	2	0	0	0	0	0	0	0	30
16:45	0	1	6	6	6	1	0	0	0	0	0	0	0	20
17:00	2	4	3	6	7	0	1	0	0	0	0	0	0	23
17:15	0	1	14	11	4	1	1	0	0	0	0	0	0	32
17:30	1	2	5	10	5	1	0	0	0	0	0	0	0	24
17:45	1	2	2	14	5	0	0	0	0	0	0	0	0	24
18:00	0	0	5	12	2	0	0	1	0	0	0	0	0	20
18:15	0	1	4	5	3	1	0	0	0	0	0	0	0	14
18:30	1	2	4	8	1	1	0	0	0	0	0	0	0	17
18:45	1	2	5	7	1	1	0	0	0	0	0	0	0	17
19:00	0	0	5	6	2	1	0	0	0	0	0	0	0	14
19:15	1	2	5	3	4	0	0	0	0	0	0	0	0	15
19:30	0	0	2	2	5	0	1	0	0	0	0	0	0	10
19:45	0	0	1	2	1	1	0	0	0	0	0	0	0	5
20:00	0	1	4	2	1	0	0	0	0	0	0	0	0	8
20:15	0	1	3	3	1	0	0	0	0	0	0	0	0	8
20:30	0	0	4	3	4	1	0	0	0	0	0	0	0	12
20:45	0	0	0	5	0	1	0	0	0	0	0	0	0	6
21:00	0	1	2	2	3	1	0	0	0	0	0	0	0	9
21:15	0	0	2	4	1	0	0	0	0	0	0	0	0	7
21:30	0	0	0	0	1	0	0	0	0	0	0	0	0	1
21:45	1	1	0	3	0	0	0	0	0	0	0	0	0	5
22:00	0	0	1	1	1	0	0	0	0	0	0	0	0	3
22:15	0	0	0	2	2	0	0	0	0	0	0	0	0	4
22:30	1	0	1	1	2	0	0	0	0	0	0	0	0	5
22:45	0	0	2	2	1	0	0	0	0	0	0	0	0	5
23:00	0	0	2	1	0	0	0	0	0	0	0	0	0	3
23:15	0	0	0	0	0	0	0	0	0	0	0	0	0	0
23:30	0	0	0	0	0	0	0	0	0	0	0	0	0	0
23:45	0	0	0	0	0	0	0	0	0	0	0	0	0	0
Totals	171	262	403	425	202	47	8	5						1523
% of Totals	11%	17%	26%	28%	13%	3%	1%	0%						100%

AM Volumes	90	120	151	140	74	20	2	2	0	0	0	0	0	599
% AM	6%	8%	10%	9%	5%	1%	0%	0%						39%
AM Peak Hour	7:15	7:15	7:15	7:30	7:45	8:45	4:30	9:00						7:30
Volume	67	85	62	35	20	6	1	1						263
PM Volumes	81	142	252	285	128	27	6	3	0	0	0	0	0	924
% PM	5%	9%	17%	19%	8%	2%	0%	0%						61%
PM Peak Hour	14:45	14:45	15:15	17:15	12:45	13:45	16:30	14:15						15:00
Volume	49	57	65	47	22	8	2	2						211

Directional Peak Periods	AM 7-9			NOON 12-2			PM 4-6			Off Peak Volumes		
All Classes	Volume	⟷	%	Volume	⟷	%	Volume	⟷	%	Volume	⟷	%
	325		21%	185		12%	232		15%	781		51%

Street Name	Direction	Percentiles					
		15th	50th	Average	85th	95th	ADT
S Mariposa St	Summary	16	24	24	31	35	1523

Prepared by National Data & Surveying Services

SPEED

S Mariposa St Bet. W Oak St & W Alameda Ave

Day: Wednesday
Date: 1/18/2023

City: Burbank
Project #: CA23_020030_027n

North Bound

Time	< 15	15 - 19	20 - 24	25 - 29	30 - 34	35 - 39	40 - 44	45 - 49	50 - 54	55 - 59	60 - 64	65 - 69	70 +	Total
0:00 AM	0	0	1	0	0	0	0	0	0	0	0	0	0	1
1:00	0	0	0	0	0	0	0	0	0	0	0	0	0	0
2:00	0	0	0	0	1	0	0	0	0	0	0	0	0	1
3:00	0	0	0	0	0	1	0	0	0	0	0	0	0	1
4:00	0	0	0	1	0	1	0	0	0	0	0	0	0	2
5:00	0	0	1	2	1	0	0	0	0	0	0	0	0	4
6:00	0	7	6	6	2	0	0	0	0	0	0	0	0	21
7:00	14	39	28	13	4	0	0	0	0	0	0	0	0	98
8:00	3	5	13	18	9	0	0	0	0	0	0	0	0	48
9:00	2	1	7	5	9	2	1	0	0	0	0	0	0	27
10:00	0	2	8	16	6	1	0	0	0	0	0	0	0	33
11:00	2	6	11	10	5	1	0	0	0	0	0	0	0	35
12:00 PM	2	7	10	19	7	1	0	0	0	0	0	0	0	46
13:00	0	3	11	11	11	3	0	0	0	0	0	0	0	39
14:00	9	6	15	16	3	4	0	0	0	0	0	0	0	53
15:00	22	41	30	16	6	0	0	0	0	0	0	0	0	115
16:00	3	13	21	17	8	1	0	0	0	0	0	0	0	63
17:00	2	6	11	22	4	0	0	0	0	0	0	0	0	45
18:00	2	1	6	15	4	2	0	0	0	0	0	0	0	30
19:00	0	2	7	7	3	0	0	0	0	0	0	0	0	19
20:00	0	0	6	3	2	2	0	0	0	0	0	0	0	13
21:00	1	1	2	7	0	1	0	0	0	0	0	0	0	12
22:00	0	0	2	1	1	0	0	0	0	0	0	0	0	4
23:00	0	0	1	1	0	0	0	0	0	0	0	0	0	2
Totals	62	140	197	206	86	20	1							712
% of Totals	9%	20%	28%	29%	12%	3%	0%							100%

AM Volumes	21	60	75	71	37	6	1	0	0	0	0	0	0	271
% AM	3%	8%	11%	10%	5%	1%	0%							38%
AM Peak Hour	7:00	7:00	7:00	8:00	8:00	9:00	9:00							7:00
Volume	14	39	28	18	9	2	1							98
PM Volumes	41	80	122	135	49	14	0	0	0	0	0	0	0	441
% PM	6%	11%	17%	19%	7%	2%								62%
PM Peak Hour	15:00	15:00	15:00	17:00	13:00	14:00								15:00
Volume	22	41	30	22	11	4								115

Directional Peak Periods	AM 7-9			NOON 12-2			PM 4-6			Off Peak Volumes		
All Speeds	Volume	↔	%	Volume	↔	%	Volume	↔	%	Volume	↔	%
	146		21%	85		12%	108		15%	373		52%

Street Name	Direction	Percentiles					
		15th	50th	Average	85th	95th	ADT
S Mariposa St	North Bound	17	24	24	30	34	712
S Mariposa St	South Bound	16	24	24	31	35	811

Prepared by National Data & Surveying Services

SPEED

S Mariposa St Bet. W Oak St & W Alameda Ave

Day: Wednesday
Date: 1/18/2023

City: Burbank
Project #: CA23_020030_027s

South Bound

Time	< 15	15 - 19	20 - 24	25 - 29	30 - 34	35 - 39	40 - 44	45 - 49	50 - 54	55 - 59	60 - 64	65 - 69	70 +	Total
0:00 AM	0	0	0	0	0	0	0	0	0	0	0	0	0	0
1:00	0	0	0	0	0	0	0	0	0	0	0	0	0	0
2:00	0	0	1	1	0	0	0	0	0	0	0	0	0	2
3:00	0	0	0	0	2	0	0	0	0	0	0	0	0	2
4:00	0	0	0	0	1	0	0	0	0	0	0	0	0	1
5:00	1	2	0	5	0	1	1	0	0	0	0	0	0	10
6:00	3	4	7	12	4	1	0	0	0	0	0	0	0	31
7:00	52	39	25	7	3	0	0	0	0	0	0	0	0	126
8:00	4	8	16	12	11	2	0	0	0	0	0	0	0	53
9:00	0	3	10	12	8	4	0	1	0	0	0	0	0	38
10:00	4	1	5	12	3	2	0	0	0	0	0	0	0	27
11:00	5	3	12	8	5	4	0	1	0	0	0	0	0	38
12:00 PM	5	4	11	19	7	1	1	0	0	0	0	0	0	48
13:00	2	7	11	20	10	1	1	0	0	0	0	0	0	52
14:00	2	12	16	14	7	3	0	1	0	0	0	0	0	55
15:00	21	16	33	19	4	1	1	1	0	0	0	0	0	96
16:00	6	13	18	19	8	2	0	0	0	0	0	0	0	66
17:00	2	3	13	19	17	2	2	0	0	0	0	0	0	58
18:00	0	4	12	17	3	1	0	1	0	0	0	0	0	38
19:00	1	0	6	6	9	2	1	0	0	0	0	0	0	25
20:00	0	2	5	10	4	0	0	0	0	0	0	0	0	21
21:00	0	1	2	2	5	0	0	0	0	0	0	0	0	10
22:00	1	0	2	5	5	0	0	0	0	0	0	0	0	13
23:00	0	0	1	0	0	0	0	0	0	0	0	0	0	1
Totals	109	122	206	219	116	27	7	5						811
% of Totals	13%	15%	25%	27%	14%	3%	1%	1%						100%

AM Volumes	69	60	76	69	37	14	1	2	0	0	0	0	0	328
% AM	9%	7%	9%	9%	5%	2%	0%	0%						40%
AM Peak Hour	7:00	7:00	7:00	6:00	8:00	9:00	5:00	9:00						7:00
Volume	52	39	25	12	11	4	1	1						126
PM Volumes	40	62	130	150	79	13	6	3	0	0	0	0	0	483
% PM	5%	8%	16%	18%	10%	2%	1%	0%						60%
PM Peak Hour	15:00	15:00	15:00	13:00	17:00	14:00	17:00	14:00						15:00
Volume	21	16	33	20	17	3	2	1						96

Directional Peak Periods	AM 7-9			NOON 12-2			PM 4-6			Off Peak Volumes		
All Speeds	Volume		%	Volume		%	Volume		%	Volume		%
	179	↔	22%	100	↔	12%	124	↔	15%	408	↔	50%

Street Name	Direction	Percentiles					
		15th	50th	Average	85th	95th	ADT
S Mariposa St	North Bound	17	24	24	30	34	712
S Mariposa St	South Bound	16	24	24	31	35	811

Prepared by National Data & Surveying Services

SPEED

S Mariposa St Bet. W Oak St & W Alameda Ave

Day: Wednesday
Date: 1/18/2023

City: Burbank
Project #: CA23_020030_027

Summary

Time	< 15	15 - 19	20 - 24	25 - 29	30 - 34	35 - 39	40 - 44	45 - 49	50 - 54	55 - 59	60 - 64	65 - 69	70 +	Total
0:00 AM	0	0	1	0	0	0	0	0	0	0	0	0	0	1
1:00	0	0	0	0	0	0	0	0	0	0	0	0	0	0
2:00	0	0	1	1	1	0	0	0	0	0	0	0	0	3
3:00	0	0	0	0	2	1	0	0	0	0	0	0	0	3
4:00	0	0	0	1	1	1	0	0	0	0	0	0	0	3
5:00	1	2	1	7	1	1	1	0	0	0	0	0	0	14
6:00	3	11	13	18	6	1	0	0	0	0	0	0	0	52
7:00	66	78	53	20	7	0	0	0	0	0	0	0	0	224
8:00	7	13	29	30	20	2	0	0	0	0	0	0	0	101
9:00	2	4	17	17	17	6	1	1	0	0	0	0	0	65
10:00	4	3	13	28	9	3	0	0	0	0	0	0	0	60
11:00	7	9	23	18	10	5	0	1	0	0	0	0	0	73
12:00 PM	7	11	21	38	14	2	1	0	0	0	0	0	0	94
13:00	2	10	22	31	21	4	1	0	0	0	0	0	0	91
14:00	11	18	31	30	10	7	0	1	0	0	0	0	0	108
15:00	43	57	63	35	10	1	1	1	0	0	0	0	0	211
16:00	9	26	39	36	16	3	0	0	0	0	0	0	0	129
17:00	4	9	24	41	21	2	2	0	0	0	0	0	0	103
18:00	2	5	18	32	7	3	0	1	0	0	0	0	0	68
19:00	1	2	13	13	12	2	1	0	0	0	0	0	0	44
20:00	0	2	11	13	6	2	0	0	0	0	0	0	0	34
21:00	1	2	4	9	5	1	0	0	0	0	0	0	0	22
22:00	1	0	4	6	6	0	0	0	0	0	0	0	0	17
23:00	0	0	2	1	0	0	0	0	0	0	0	0	0	3
Totals	171	262	403	425	202	47	8	5						1523
% of Totals	11%	17%	26%	28%	13%	3%	1%	0%						100%

AM Volumes	90	120	151	140	74	20	2	2	0	0	0	0	0	599
% AM	6%	8%	10%	9%	5%	1%	0%	0%						39%
AM Peak Hour	7:00	7:00	7:00	8:00	8:00	9:00	5:00	9:00						7:00
Volume	66	78	53	30	20	6	1	1						224
PM Volumes	81	142	252	285	128	27	6	3	0	0	0	0	0	924
% PM	5%	9%	17%	19%	8%	2%	0%	0%						61%
PM Peak Hour	15:00	15:00	15:00	17:00	13:00	14:00	17:00	14:00						15:00
Volume	43	57	63	41	21	7	2	1						211

Directional Peak Periods	AM 7-9			NOON 12-2			PM 4-6			Off Peak Volumes		
All Speeds	Volume		%	Volume		%	Volume		%	Volume		%
	325	↔	21%	185	↔	12%	232	↔	15%	781	↔	51%

Street Name	Direction	Percentiles					
		15th	50th	Average	85th	95th	ADT
S Mariposa St	Summary	16	24	24	31	35	1523

Prepared by NDS/ATD

Prepared by National Data & Surveying Services

VOLUME

S Mariposa St Bet. W Oak St & W Alameda Ave

Day: Wednesday
Date: 1/18/2023

City: Burbank
Project #: CA23_020030_027

DAILY TOTALS	NB	SB	EB	WB	Total
	712	811	0	0	1,523

AM Period	NB		SB		EB	WB	TOTAL		PM Period	NB		SB		EB	WB	TOTAL	
0:00	0		0		0	0			12:00	12		13		0	0	25	
0:15	0		0		0	0			12:15	9		16		0	0	25	
0:30	1		0		0	0	1		12:30	12		10		0	0	22	
0:45	0	1	0		0	0		1	12:45	13	46	9	48	0	0	22	94
1:00	0		0		0	0			13:00	6		13		0	0	19	
1:15	0		0		0	0			13:15	13		15		0	0	28	
1:30	0		0		0	0			13:30	11		16		0	0	27	
1:45	0		0		0	0			13:45	9	39	8	52	0	0	17	91
2:00	0		1		0	0	1		14:00	8		10		0	0	18	
2:15	0		1		0	0	1		14:15	13		15		0	0	28	
2:30	0		0		0	0			14:30	9		15		0	0	24	
2:45	1	1	0	2	0	0	1	3	14:45	23	53	15	55	0	0	38	108
3:00	0		1		0	0	1		15:00	55		40		0	0	95	
3:15	1		0		0	0	1		15:15	20		17		0	0	37	
3:30	0		0		0	0			15:30	20		12		0	0	32	
3:45	0	1	1	2	0	0	1	3	15:45	20	115	27	96	0	0	47	211
4:00	0		0		0	0			16:00	19		30		0	0	49	
4:15	1		0		0	0	1		16:15	18		12		0	0	30	
4:30	1		0		0	0	1		16:30	17		13		0	0	30	
4:45	0	2	1	1	0	0	1	3	16:45	9	63	11	66	0	0	20	129
5:00	0		0		0	0			17:00	13		10		0	0	23	
5:15	3		5		0	0	8		17:15	14		18		0	0	32	
5:30	1		3		0	0	4		17:30	9		15		0	0	24	
5:45	0	4	2	10	0	0	2	14	17:45	9	45	15	58	0	0	24	103
6:00	1		6		0	0	7		18:00	9		11		0	0	20	
6:15	3		5		0	0	8		18:15	6		8		0	0	14	
6:30	3		5		0	0	8		18:30	8		9		0	0	17	
6:45	14	21	15	31	0	0	29	52	18:45	7	30	10	38	0	0	17	68
7:00	3		4		0	0	7		19:00	4		10		0	0	14	
7:15	6		17		0	0	23		19:15	8		7		0	0	15	
7:30	25		58		0	0	83		19:30	5		5		0	0	10	
7:45	64	98	47	126	0	0	111	224	19:45	2	19	3	25	0	0	5	44
8:00	17		20		0	0	37		20:00	3		5		0	0	8	
8:15	11		21		0	0	32		20:15	2		6		0	0	8	
8:30	12		8		0	0	20		20:30	6		6		0	0	12	
8:45	8	48	4	53	0	0	12	101	20:45	2	13	4	21	0	0	6	34
9:00	8		7		0	0	15		21:00	4		5		0	0	9	
9:15	6		10		0	0	16		21:15	5		2		0	0	7	
9:30	5		10		0	0	15		21:30	0		1		0	0	1	
9:45	8	27	11	38	0	0	19	65	21:45	3	12	2	10	0	0	5	22
10:00	7		4		0	0	11		22:00	1		2		0	0	3	
10:15	9		7		0	0	16		22:15	2		2		0	0	4	
10:30	9		9		0	0	18		22:30	0		5		0	0	5	
10:45	8	33	7	27	0	0	15	60	22:45	1	4	4	13	0	0	5	17
11:00	7		9		0	0	16		23:00	2		1		0	0	3	
11:15	13		9		0	0	22		23:15	0		0		0	0		
11:30	8		13		0	0	21		23:30	0		0		0	0		
11:45	7	35	7	38	0	0	14	73	23:45	0	2	0	1	0	0		3
TOTALS		271		328				599	TOTALS		441		483				924
SPLIT %		45.2%		54.8%				39.3%	SPLIT %		47.7%		52.3%				60.7%

DAILY TOTALS	NB	SB	EB	WB	Total
	712	811	0	0	1,523

AM Peak Hour	7:30	7:30			7:30	PM Peak Hour	14:45	15:00			15:00
AM Pk Volume	117	146			263	PM Pk Volume	118	96			211
Pk Hr Factor	0.457	0.629			0.592	Pk Hr Factor	0.536	0.600			0.555
7 - 9 Volume	146	179	0	0	325	4 - 6 Volume	108	124	0	0	232
7 - 9 Peak Hour	7:30	7:30			7:30	4 - 6 Peak Hour	16:00	16:00			16:00
7 - 9 Pk Volume	117	146	0	0	263	4 - 6 Pk Volume	63	66	0	0	129
Pk Hr Factor	0.457	0.629	0.000	0.000	0.592	Pk Hr Factor	0.829	0.550	0.000	0.000	0.658

Prepared by NDS/ATD

Project #: CA23_020030_027 **City:** Burbank

Location: S Mariposa St Bet. W Oak St & W Alameda **Date:** 1/18/2023

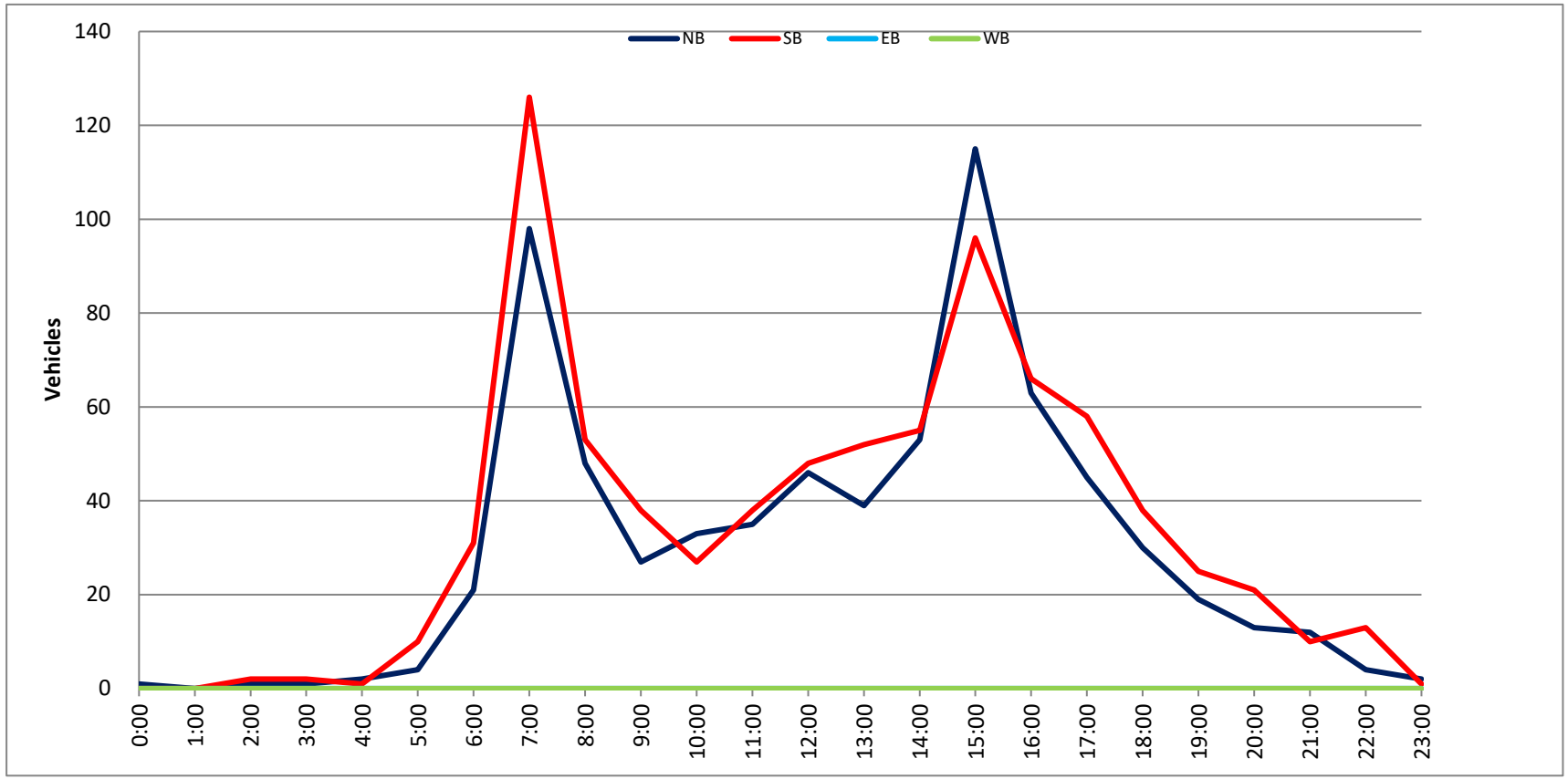

Prepared by National Data & Surveying Services

SPEED

S Mariposa St Bet. W Oak St & W Alameda Ave

Day: Thursday
Date: 1/19/2023

City: Burbank
Project #: CA23_020030_027n

North Bound

Time	< 15	15 - 19	20 - 24	25 - 29	30 - 34	35 - 39	40 - 44	45 - 49	50 - 54	55 - 59	60 - 64	65 - 69	70 +	Total
0:00 AM	0	0	0	0	0	0	0	0	0	0	0	0	0	0
0:15	0	0	0	0	1	0	0	0	0	0	0	0	0	1
0:30	0	0	0	0	0	0	0	0	0	0	0	0	0	0
0:45	0	0	0	0	0	0	0	0	0	0	0	0	0	0
1:00	0	0	0	0	0	0	0	0	0	0	0	0	0	0
1:15	0	0	0	0	0	0	0	0	0	0	0	0	0	0
1:30	0	0	0	0	0	0	0	0	0	0	0	0	0	0
1:45	0	0	0	0	0	0	0	0	0	0	0	0	0	0
2:00	0	0	0	0	0	0	0	0	0	0	0	0	0	0
2:15	0	0	0	0	0	0	0	0	0	0	0	0	0	0
2:30	0	0	0	0	0	0	0	0	0	0	0	0	0	0
2:45	0	0	0	0	0	0	0	0	0	0	0	0	0	0
3:00	0	0	0	0	0	0	0	0	0	0	0	0	0	0
3:15	0	0	0	0	0	1	0	0	0	0	0	0	0	1
3:30	0	0	0	0	0	0	0	0	0	0	0	0	0	0
3:45	0	0	0	0	0	0	0	0	0	0	0	0	0	0
4:00	0	0	0	0	0	0	0	0	0	0	0	0	0	0
4:15	0	0	1	0	0	0	0	0	0	0	0	0	0	1
4:30	0	0	0	0	1	0	0	0	0	0	0	0	0	1
4:45	0	0	0	0	0	1	0	0	0	0	0	0	0	1
5:00	0	0	0	0	0	0	0	0	0	0	0	0	0	0
5:15	0	0	0	0	1	0	0	0	0	0	0	0	0	1
5:30	0	0	1	0	0	0	0	0	0	0	0	0	0	1
5:45	0	1	0	0	0	1	0	0	0	0	0	0	0	2
6:00	0	0	1	0	1	0	0	0	0	0	0	0	0	2
6:15	0	0	0	3	0	1	0	0	0	0	0	0	0	4
6:30	0	0	0	0	2	0	0	0	0	0	0	0	0	2
6:45	1	2	6	4	1	0	0	0	0	0	0	0	0	14
7:00	2	1	1	1	1	0	0	0	0	0	0	0	0	6
7:15	0	0	3	3	0	0	0	0	0	0	0	0	0	6
7:30	5	8	11	3	0	0	0	0	0	0	0	0	0	27
7:45	11	22	18	5	1	0	0	0	0	0	0	0	0	57
8:00	1	1	10	2	2	1	0	0	0	0	0	0	0	17
8:15	0	2	3	6	2	1	0	0	0	0	0	0	0	14
8:30	2	2	4	2	1	0	0	0	0	0	0	0	0	11
8:45	0	3	3	4	3	0	0	0	0	0	0	0	0	13
9:00	0	0	2	2	1	1	0	0	0	0	0	0	0	6
9:15	0	0	3	1	0	0	0	0	0	0	0	0	0	4
9:30	0	0	1	1	5	0	0	0	0	0	0	0	0	7
9:45	0	0	2	6	2	1	0	0	0	0	0	0	0	11
10:00	1	0	4	1	2	0	0	0	0	0	0	0	0	8
10:15	0	3	0	4	3	0	0	0	0	0	0	0	0	10
10:30	0	1	2	4	2	0	0	0	0	0	0	0	0	9
10:45	0	3	2	1	1	0	0	0	0	0	0	0	0	7
11:00	1	0	3	2	0	0	0	0	0	0	0	0	0	6
11:15	0	1	5	2	5	0	0	0	0	0	0	0	0	13
11:30	1	1	2	5	1	0	0	0	0	0	0	0	0	10
11:45	0	4	5	1	5	0	0	0	0	0	0	0	0	15
12:00 PM	0	4	4	7	3	0	0	0	0	0	0	0	0	18
12:15	0	0	2	3	2	0	0	0	0	0	0	0	0	7
12:30	0	1	7	3	1	1	1	0	0	0	0	0	0	14
12:45	0	3	5	3	0	1	0	0	0	0	0	0	0	12
13:00	0	2	3	1	3	0	0	0	0	0	0	0	0	9
13:15	1	2	3	3	3	1	0	0	0	0	0	0	0	13
13:30	1	2	3	6	1	1	0	0	0	0	0	0	0	14
13:45	0	0	3	1	1	0	0	0	0	0	0	0	0	5
14:00	1	1	6	4	0	0	0	0	0	0	0	0	0	12
14:15	2	1	6	3	0	0	0	0	0	0	0	0	0	12
14:30	2	4	1	2	1	1	0	0	0	0	0	0	0	11
14:45	6	7	1	1	1	0	0	0	0	0	0	0	0	16
15:00	24	22	6	4	0	0	0	0	0	0	0	0	0	56
15:15	2	9	5	2	0	0	0	0	0	0	0	0	0	18
15:30	0	3	3	2	0	0	0	0	0	0	0	0	0	8
15:45	0	4	12	4	0	0	0	0	0	0	0	0	0	20
16:00	0	3	3	4	3	0	0	0	0	0	0	0	0	13
16:15	1	3	3	5	0	0	1	0	0	0	0	0	0	13
16:30	0	5	2	0	1	1	0	0	0	0	0	0	0	9
16:45	0	3	2	5	3	0	0	0	0	0	0	0	0	13
17:00	0	2	6	2	1	0	0	0	0	0	0	0	0	11
17:15	1	7	6	4	1	0	0	0	0	0	0	0	0	19
17:30	0	2	3	6	5	0	0	0	0	0	0	0	0	16
17:45	0	1	4	4	1	0	0	0	0	0	0	0	0	10
18:00	1	1	2	3	1	0	0	0	0	0	0	0	0	8
18:15	0	2	1	3	1	1	0	0	0	0	0	0	0	8
18:30	0	0	4	5	4	1	0	0	0	0	0	0	0	14
18:45	0	0	1	1	1	0	0	0	0	0	0	0	0	3
19:00	0	1	0	1	0	1	0	0	0	0	0	0	0	3
19:15	0	0	0	0	1	0	0	0	0	0	0	0	0	1
19:30	0	1	1	2	1	0	0	0	0	0	0	0	0	5
19:45	0	0	3	2	0	0	0	0	0	0	0	0	0	5
20:00	0	0	2	1	0	0	0	0	0	0	0	0	0	3
20:15	0	0	0	1	1	0	0	0	0	0	0	0	0	2
20:30	0	1	0	0	0	0	0	0	0	0	0	0	0	1
20:45	0	0	1	1	0	0	0	0	0	0	0	0	0	2
21:00	0	0	0	0	0	0	0	0	0	0	0	0	0	0
21:15	0	0	0	0	0	0	0	0	0	0	0	0	0	0
21:30	0	0	0	1	0	0	0	0	0	0	0	0	0	1
21:45	0	0	1	1	0	0	0	0	0	0	0	0	0	2
22:00	0	0	0	0	0	1	0	0	0	0	0	0	0	1
22:15	0	0	0	0	0	0	0	0	0	0	0	0	0	0
22:30	0	0	0	0	0	0	0	0	0	0	0	0	0	0
22:45	0	0	1	0	0	0	0	0	0	0	0	0	0	1
23:00	0	0	0	1	0	0	0	0	0	0	0	0	0	1
23:15	0	0	0	0	0	0	0	0	0	0	0	0	0	0
23:30	0	0	0	0	0	0	0	0	0	0	0	0	0	0
23:45	0	1	0	0	0	0	0	0	0	0	0	0	0	1
Totals	67	153	209	165	85	18	2							699
% of Totals	10%	22%	30%	24%	12%	3%	0%							100%

AM Volumes	25	55	93	63	44	8	0	0	0	0	0	0	0	288
% AM	4%	8%	13%	9%	6%	1%								41%
AM Peak Hour	7:00	7:30	7:15	7:30	11:15	5:30	11:45							7:30
Volume	18	33	42	16	14	2	1							115
PM Volumes	42	98	116	102	41	10	2	0	0	0	0	0	0	411
% PM	6%	14%	17%	15%	6%	1%	0%							59%
PM Peak Hour	14:15	14:30	15:00	16:45	16:45	12:30	12:00							15:00
Volume	34	42	26	17	10	3	1							102

Directional Peak Periods	AM 7-9			NOON 12-2			PM 4-6			Off Peak Volumes		
All Classes	Volume	⟷	%	Volume	⟷	%	Volume	⟷	%	Volume	⟷	%
	151		22%	92		13%	104		15%	352		50%

Street Name	Direction	Percentiles					
		15th	50th	Average	85th	95th	ADT
S Mariposa St	North Bound	16	23	23	30	34	699
S Mariposa St	South Bound	14	23	23	30	34	816

Prepared by National Data & Surveying Services

SPEED

S Mariposa St Bet. W Oak St & W Alameda Ave

Day: Thursday
Date: 1/19/2023

City: Burbank
Project #: CA23_020030_027s

South Bound

Time	< 15	15 - 19	20 - 24	25 - 29	30 - 34	35 - 39	40 - 44	45 - 49	50 - 54	55 - 59	60 - 64	65 - 69	70 +	Total
0:00 AM	0	0	0	0	0	0	0	0	0	0	0	0	0	0
0:15	0	0	0	1	1	0	0	0	0	0	0	0	0	2
0:30	0	0	1	0	0	0	0	0	0	0	0	0	0	1
0:45	0	0	0	0	0	0	0	0	0	0	0	0	0	0
1:00	0	0	0	0	0	0	0	0	0	0	0	0	0	0
1:15	0	0	0	0	0	0	0	0	0	0	0	0	0	0
1:30	0	0	0	0	0	0	0	0	0	0	0	0	0	0
1:45	0	0	0	0	0	0	0	0	0	0	0	0	0	0
2:00	0	0	0	0	0	0	0	0	0	0	0	0	0	0
2:15	0	0	0	0	0	1	0	0	0	0	0	0	0	1
2:30	0	0	0	0	1	0	0	0	0	0	0	0	0	1
2:45	0	0	0	0	0	0	0	0	0	0	0	0	0	0
3:00	0	0	0	0	0	0	0	0	0	0	0	0	0	0
3:15	0	0	0	0	0	0	0	0	0	0	0	0	0	0
3:30	0	0	0	0	0	0	0	0	0	0	0	0	0	0
3:45	0	0	0	0	0	0	0	0	0	0	0	0	0	0
4:00	0	0	0	0	0	0	0	0	0	0	0	0	0	0
4:15	0	0	0	0	0	0	0	0	0	0	0	0	0	0
4:30	0	0	1	0	0	0	0	0	0	0	0	0	0	1
4:45	0	0	0	0	0	0	0	0	0	0	0	0	0	0
5:00	0	0	0	1	0	0	0	0	0	0	0	0	0	1
5:15	0	0	0	1	0	1	0	0	0	0	0	0	0	2
5:30	0	2	0	0	0	0	1	0	0	0	0	0	0	3
5:45	1	1	0	2	0	1	0	0	0	0	0	0	0	5
6:00	2	1	0	0	0	0	0	0	0	0	0	0	0	3
6:15	0	0	3	0	2	1	0	0	0	0	0	0	0	6
6:30	1	1	3	4	0	0	0	0	0	0	0	0	0	9
6:45	2	3	1	2	1	0	0	0	0	0	0	0	0	9
7:00	2	2	2	1	0	0	0	0	0	0	0	0	0	7
7:15	1	3	5	6	1	0	0	0	0	0	0	0	0	16
7:30	22	25	14	3	0	0	0	0	0	0	0	0	0	64
7:45	34	13	4	4	2	0	0	0	0	0	0	0	0	57
8:00	3	1	7	6	4	0	0	0	0	0	0	0	0	21
8:15	2	3	5	4	1	1	0	0	0	0	0	0	0	16
8:30	2	1	3	2	0	0	0	0	0	0	0	0	0	8
8:45	1	3	3	3	1	0	0	0	0	0	0	0	0	11
9:00	0	2	2	4	1	0	0	0	0	0	0	0	0	9
9:15	0	0	3	3	1	0	0	0	0	0	0	0	0	7
9:30	0	0	3	2	2	1	0	0	0	0	0	0	0	8
9:45	0	0	2	5	2	0	1	0	0	0	0	0	0	10
10:00	1	0	1	1	0	0	0	0	0	0	0	0	0	3
10:15	0	1	3	4	1	0	0	0	0	0	0	0	0	9
10:30	0	2	4	3	2	1	0	0	0	0	0	0	0	12
10:45	1	1	3	7	0	0	0	0	0	0	0	0	0	12
11:00	0	2	3	4	2	0	0	0	0	0	0	0	0	11
11:15	0	1	4	3	1	1	0	0	0	0	0	0	0	10
11:30	0	4	1	1	3	1	0	0	0	0	0	0	0	10
11:45	2	0	1	2	0	0	0	0	0	0	0	0	0	5
12:00 PM	0	4	6	9	3	0	0	0	0	0	0	0	0	22
12:15	1	1	5	6	2	2	0	0	0	0	0	0	0	17
12:30	2	4	12	2	1	0	0	0	0	0	0	0	0	21
12:45	0	2	4	4	3	1	0	0	0	0	0	0	0	14
13:00	0	1	1	3	1	1	0	0	0	0	0	0	0	7
13:15	3	2	2	5	1	0	0	0	0	0	0	0	0	13
13:30	1	1	1	4	2	0	0	0	0	0	0	0	0	9
13:45	0	0	2	4	2	0	0	0	0	0	0	0	0	8
14:00	2	2	3	6	2	0	0	0	0	0	0	0	0	15
14:15	4	1	5	8	2	1	0	0	0	0	0	0	0	21
14:30	2	8	3	6	2	0	0	0	0	0	0	0	0	21
14:45	7	7	2	1	0	0	0	0	0	0	0	0	0	17
15:00	15	3	3	0	0	0	0	0	0	0	0	0	0	21
15:15	1	6	10	5	0	0	0	0	0	0	0	0	0	22
15:30	4	1	3	8	2	1	0	0	0	0	0	0	0	19
15:45	3	5	10	4	0	0	0	0	0	0	0	0	0	22
16:00	1	2	2	3	2	0	0	0	0	0	0	0	0	10
16:15	1	0	2	2	2	0	0	0	0	0	0	0	0	7
16:30	0	0	5	4	4	1	0	0	0	0	0	0	0	14
16:45	0	1	2	2	4	2	0	0	0	0	0	0	0	11
17:00	0	2	8	3	3	0	0	0	0	0	0	0	0	16
17:15	1	3	6	5	1	0	0	0	0	0	0	0	0	16
17:30	0	1	2	3	2	0	0	0	0	0	0	0	0	8
17:45	1	0	5	7	0	0	0	0	0	0	0	0	0	13
18:00	0	1	1	3	3	0	0	0	0	0	0	0	0	8
18:15	0	1	4	3	2	0	0	0	0	0	0	0	0	10
18:30	1	1	5	1	0	1	0	0	0	0	0	0	0	9
18:45	0	0	5	6	1	1	0	0	0	0	0	0	0	13
19:00	0	0	2	2	2	0	0	0	0	0	0	0	0	6
19:15	0	0	4	5	2	0	0	0	0	0	0	0	0	11
19:30	0	0	0	1	2	0	0	0	0	0	0	0	0	3
19:45	1	0	0	1	0	0	0	0	0	0	0	0	0	2
20:00	0	0	0	0	1	0	0	0	0	0	0	0	0	1
20:15	1	0	0	0	1	0	0	0	0	0	0	0	0	2
20:30	0	0	2	3	3	0	0	0	0	0	0	0	0	8
20:45	0	0	0	0	2	0	0	0	0	0	0	0	0	2
21:00	0	0	0	3	0	0	0	0	0	0	0	0	0	3
21:15	0	0	2	2	2	1	0	0	0	0	0	0	0	7
21:30	0	0	0	1	2	0	0	0	0	0	0	0	0	3
21:45	0	0	1	0	0	0	0	0	0	0	0	0	0	1
22:00	0	0	1	0	1	0	0	0	0	0	0	0	0	2
22:15	0	0	1	2	0	0	0	0	0	0	0	0	0	3
22:30	0	1	1	0	0	0	0	0	0	0	0	0	0	2
22:45	0	0	1	0	1	0	0	0	0	0	0	0	0	2
23:00	0	0	0	1	2	0	0	0	0	0	0	0	0	3
23:15	0	0	0	0	0	0	0	0	0	0	0	0	0	0
23:30	0	1	0	0	0	0	0	0	0	0	0	0	0	1
23:45	0	0	0	0	0	0	0	0	0	0	0	0	0	0
Totals	129	134	216	217	97	21	2							816
% of Totals	16%	16%	26%	27%	12%	3%	0%							100%

AM Volumes	77	72	82	75	29	9	2	0	0	0	0	0	0	350
% AM	9%	9%	10%	10%	4%	1%	0%							43%
AM Peak Hour	7:30	7:00	7:15	7:15	11:30	11:30	4:45							7:15
Volume	61	43	30	19	8	3	1							158
PM Volumes	52	62	134	138	68	12	0	0	0	0	0	0	0	466
% PM	6%	8%	16%	17%	8%	1%								57%
PM Peak Hour	14:15	14:30	12:00	13:45	16:15	12:15								15:00
Volume	28	24	27	24	13	4								84

Directional Peak Periods	**AM 7-9**			**NOON 12-2**			**PM 4-6**			**Off Peak Volumes**		
All Classes	Volume	⟷	%	Volume	⟷	%	Volume	⟷	%	Volume	⟷	%
	200		25%	111		14%	95		12%	410		50%

Street Name	Direction	Percentiles					
		15th	50th	Average	85th	95th	ADT
S Mariposa St	North Bound	16	23	23	30	34	699
S Mariposa St	South Bound	14	23	23	30	34	816

Prepared by National Data & Surveying Services

SPEED

S Mariposa St Bet. W Oak St & W Alameda Ave

Day: Thursday
Date: 1/19/2023

City: Burbank
Project #: CA23_020030_027

Summary

Time	< 15	15 - 19	20 - 24	25 - 29	30 - 34	35 - 39	40 - 44	45 - 49	50 - 54	55 - 59	60 - 64	65 - 69	70 +	Total
0:00 AM	0	0	0	0	0	0	0	0	0	0	0	0	0	0
0:15	0	0	0	1	2	0	0	0	0	0	0	0	0	3
0:30	0	0	1	0	0	0	0	0	0	0	0	0	0	1
0:45	0	0	0	0	0	0	0	0	0	0	0	0	0	0
1:00	0	0	0	0	0	0	0	0	0	0	0	0	0	0
1:15	0	0	0	0	0	0	0	0	0	0	0	0	0	0
1:30	0	0	0	0	0	0	0	0	0	0	0	0	0	0
1:45	0	0	0	0	0	0	0	0	0	0	0	0	0	0
2:00	0	0	0	0	0	0	0	0	0	0	0	0	0	0
2:15	0	0	0	0	0	1	0	0	0	0	0	0	0	1
2:30	0	0	0	0	1	0	0	0	0	0	0	0	0	1
2:45	0	0	0	0	0	0	0	0	0	0	0	0	0	0
3:00	0	0	0	0	0	0	0	0	0	0	0	0	0	0
3:15	0	0	0	0	0	1	0	0	0	0	0	0	0	1
3:30	0	0	0	0	0	0	0	0	0	0	0	0	0	0
3:45	0	0	0	0	0	0	0	0	0	0	0	0	0	0
4:00	0	0	0	0	0	0	0	0	0	0	0	0	0	0
4:15	0	0	1	0	0	0	0	0	0	0	0	0	0	1
4:30	0	0	1	0	1	0	0	0	0	0	0	0	0	2
4:45	0	0	0	0	0	1	0	0	0	0	0	0	0	1
5:00	0	0	0	1	0	0	0	0	0	0	0	0	0	1
5:15	0	0	0	1	1	1	0	0	0	0	0	0	0	3
5:30	0	2	1	0	0	0	1	0	0	0	0	0	0	4
5:45	1	2	0	2	0	2	0	0	0	0	0	0	0	7
6:00	2	1	1	0	1	0	0	0	0	0	0	0	0	5
6:15	0	0	3	3	2	2	0	0	0	0	0	0	0	10
6:30	1	1	3	4	2	0	0	0	0	0	0	0	0	11
6:45	3	5	7	6	2	0	0	0	0	0	0	0	0	23
7:00	4	3	3	2	1	0	0	0	0	0	0	0	0	13
7:15	1	3	8	9	1	0	0	0	0	0	0	0	0	22
7:30	27	33	25	6	0	0	0	0	0	0	0	0	0	91
7:45	45	35	22	9	3	0	0	0	0	0	0	0	0	114
8:00	4	2	17	8	6	1	0	0	0	0	0	0	0	38
8:15	2	5	8	10	3	2	0	0	0	0	0	0	0	30
8:30	4	3	7	4	1	0	0	0	0	0	0	0	0	19
8:45	1	6	6	7	4	0	0	0	0	0	0	0	0	24
9:00	0	2	4	6	2	1	0	0	0	0	0	0	0	15
9:15	0	0	6	4	1	0	0	0	0	0	0	0	0	11
9:30	0	0	4	3	7	1	0	0	0	0	0	0	0	15
9:45	0	0	4	11	4	1	1	0	0	0	0	0	0	21
10:00	2	0	5	2	2	0	0	0	0	0	0	0	0	11
10:15	0	4	3	8	4	0	0	0	0	0	0	0	0	19
10:30	0	3	6	7	4	1	0	0	0	0	0	0	0	21
10:45	1	4	5	8	1	0	0	0	0	0	0	0	0	19
11:00	1	2	6	6	2	0	0	0	0	0	0	0	0	17
11:15	0	2	9	5	6	1	0	0	0	0	0	0	0	23
11:30	1	5	3	6	4	1	0	0	0	0	0	0	0	20
11:45	2	4	6	3	5	0	0	0	0	0	0	0	0	20
12:00 PM	0	8	10	16	6	0	0	0	0	0	0	0	0	40
12:15	1	1	7	9	4	2	0	0	0	0	0	0	0	24
12:30	2	5	19	5	2	1	1	0	0	0	0	0	0	35
12:45	0	5	9	7	3	2	0	0	0	0	0	0	0	26
13:00	0	3	4	4	4	1	0	0	0	0	0	0	0	16
13:15	4	4	5	8	4	1	0	0	0	0	0	0	0	26
13:30	2	3	4	10	3	1	0	0	0	0	0	0	0	23
13:45	0	0	5	5	3	0	0	0	0	0	0	0	0	13
14:00	3	3	9	10	2	0	0	0	0	0	0	0	0	27
14:15	6	2	11	11	2	1	0	0	0	0	0	0	0	33
14:30	4	12	4	8	3	1	0	0	0	0	0	0	0	32
14:45	13	14	3	2	1	0	0	0	0	0	0	0	0	33
15:00	39	25	9	4	0	0	0	0	0	0	0	0	0	77
15:15	3	15	15	7	0	0	0	0	0	0	0	0	0	40
15:30	4	4	6	10	2	1	0	0	0	0	0	0	0	27
15:45	3	9	22	8	0	0	0	0	0	0	0	0	0	42
16:00	1	5	5	7	5	0	0	0	0	0	0	0	0	23
16:15	2	3	5	7	2	0	1	0	0	0	0	0	0	20
16:30	0	5	7	4	5	2	0	0	0	0	0	0	0	23
16:45	0	4	4	7	7	2	0	0	0	0	0	0	0	24
17:00	0	4	14	5	4	0	0	0	0	0	0	0	0	27
17:15	2	10	12	9	2	0	0	0	0	0	0	0	0	35
17:30	0	3	5	9	7	0	0	0	0	0	0	0	0	24
17:45	1	1	9	11	1	0	0	0	0	0	0	0	0	23
18:00	1	2	3	6	4	0	0	0	0	0	0	0	0	16
18:15	0	3	5	6	3	1	0	0	0	0	0	0	0	18
18:30	1	1	9	6	4	2	0	0	0	0	0	0	0	23
18:45	0	0	6	7	2	1	0	0	0	0	0	0	0	16
19:00	0	1	2	3	2	1	0	0	0	0	0	0	0	9
19:15	0	0	4	5	3	0	0	0	0	0	0	0	0	12
19:30	0	1	1	3	3	0	0	0	0	0	0	0	0	8
19:45	1	0	3	3	0	0	0	0	0	0	0	0	0	7
20:00	0	0	2	1	1	0	0	0	0	0	0	0	0	4
20:15	1	0	0	1	2	0	0	0	0	0	0	0	0	4
20:30	0	1	2	3	3	0	0	0	0	0	0	0	0	9
20:45	0	0	1	1	2	0	0	0	0	0	0	0	0	4
21:00	0	0	0	3	0	0	0	0	0	0	0	0	0	3
21:15	0	0	2	2	2	1	0	0	0	0	0	0	0	7
21:30	0	0	0	2	2	0	0	0	0	0	0	0	0	4
21:45	0	0	2	1	0	0	0	0	0	0	0	0	0	3
22:00	0	0	1	0	1	1	0	0	0	0	0	0	0	3
22:15	0	0	1	2	0	0	0	0	0	0	0	0	0	3
22:30	0	1	1	0	0	0	0	0	0	0	0	0	0	2
22:45	0	0	2	0	1	0	0	0	0	0	0	0	0	3
23:00	0	0	0	2	2	0	0	0	0	0	0	0	0	4
23:15	0	0	0	0	0	0	0	0	0	0	0	0	0	0
23:30	0	1	0	0	0	0	0	0	0	0	0	0	0	1
23:45	0	1	0	0	0	0	0	0	0	0	0	0	0	1
Totals	196	287	425	382	182	39	4							1515
% of Totals	13%	19%	28%	25%	12%	3%	0%							100%

AM Volumes	102	127	175	142	73	17	2	0	0	0	0	0	0	638
% AM	7%	8%	12%	9%	5%	1%	0%							42%
AM Peak Hour	7:30	7:30	7:15	11:30	11:15	5:30	4:45							7:30
Volume	78	75	72	34	21	4	1							273
PM Volumes	94	160	250	240	109	22	2	0	0	0	0	0	0	877
% PM	6%	11%	17%	16%	7%	1%	0%							58%
PM Peak Hour	14:15	14:30	15:00	12:00	16:45	12:15	12:00							15:00
Volume	62	66	52	37	20	6	1							186

Directional Peak Periods	AM 7-9			NOON 12-2			PM 4-6			Off Peak Volumes		
All Classes	Volume	⟷	%	Volume	⟷	%	Volume	⟷	%	Volume	⟷	%
	351		23%	203		13%	199		13%	762		50%

Street Name	Direction	Percentiles					
		15th	50th	Average	85th	95th	ADT
S Mariposa St	Summary	16	23	23	30	34	1515

Prepared by National Data & Surveying Services

SPEED

S Mariposa St Bet. W Oak St & W Alameda Ave

Day: Thursday
Date: 1/19/2023

City: Burbank
Project #: CA23_020030_027n

North Bound

Time	< 15	15 - 19	20 - 24	25 - 29	30 - 34	35 - 39	40 - 44	45 - 49	50 - 54	55 - 59	60 - 64	65 - 69	70 +	Total
0:00 AM	0	0	0	0	1	0	0	0	0	0	0	0	0	1
1:00	0	0	0	0	0	0	0	0	0	0	0	0	0	0
2:00	0	0	0	0	0	0	0	0	0	0	0	0	0	0
3:00	0	0	0	0	0	1	0	0	0	0	0	0	0	1
4:00	0	0	1	0	1	1	0	0	0	0	0	0	0	3
5:00	0	1	1	0	1	1	0	0	0	0	0	0	0	4
6:00	1	2	7	7	4	1	0	0	0	0	0	0	0	22
7:00	18	31	33	12	2	0	0	0	0	0	0	0	0	96
8:00	3	8	20	14	8	2	0	0	0	0	0	0	0	55
9:00	0	0	8	10	8	2	0	0	0	0	0	0	0	28
10:00	1	7	8	10	8	0	0	0	0	0	0	0	0	34
11:00	2	6	15	10	11	0	0	0	0	0	0	0	0	44
12:00 PM	0	8	18	16	6	2	1	0	0	0	0	0	0	51
13:00	2	6	12	11	8	2	0	0	0	0	0	0	0	41
14:00	11	13	14	10	2	1	0	0	0	0	0	0	0	51
15:00	26	38	26	12	0	0	0	0	0	0	0	0	0	102
16:00	1	14	10	14	7	1	1	0	0	0	0	0	0	48
17:00	1	12	19	16	8	0	0	0	0	0	0	0	0	56
18:00	1	3	8	12	7	2	0	0	0	0	0	0	0	33
19:00	0	2	4	5	2	1	0	0	0	0	0	0	0	14
20:00	0	1	3	3	1	0	0	0	0	0	0	0	0	8
21:00	0	0	1	2	0	0	0	0	0	0	0	0	0	3
22:00	0	0	1	0	0	1	0	0	0	0	0	0	0	2
23:00	0	1	0	1	0	0	0	0	0	0	0	0	0	2
Totals	67	153	209	165	85	18	2							699
% of Totals	10%	22%	30%	24%	12%	3%	0%							100%

AM Volumes	25	55	93	63	44	8	0	0	0	0	0	0	0	288
% AM	4%	8%	13%	9%	6%	1%								41%
AM Peak Hour	7:00	7:00	7:00	8:00	11:00	8:00								7:00
Volume	18	31	33	14	11	2								96
PM Volumes	42	98	116	102	41	10	2	0	0	0	0	0	0	411
% PM	6%	14%	17%	15%	6%	1%	0%							59%
PM Peak Hour	15:00	15:00	15:00	12:00	13:00	12:00	12:00							15:00
Volume	26	38	26	16	8	2	1							102

Directional Peak Periods	AM 7-9			NOON 12-2			PM 4-6			Off Peak Volumes		
All Speeds	Volume		%	Volume		%	Volume		%	Volume		%
	151	↔	22%	92	↔	13%	104	↔	15%	352	↔	50%

Street Name	Direction	Percentiles					
		15th	50th	Average	85th	95th	ADT
S Mariposa St	North Bound	16	23	23	30	34	699
S Mariposa St	South Bound	14	23	23	30	34	816

Prepared by National Data & Surveying Services

SPEED

S Mariposa St Bet. W Oak St & W Alameda Ave

Day: Thursday
Date: 1/19/2023

City: Burbank
Project #: CA23_020030_027s

South Bound

Time	< 15	15 - 19	20 - 24	25 - 29	30 - 34	35 - 39	40 - 44	45 - 49	50 - 54	55 - 59	60 - 64	65 - 69	70 +	Total
0:00 AM	0	0	1	1	1	0	0	0	0	0	0	0	0	3
1:00	0	0	0	0	0	0	0	0	0	0	0	0	0	0
2:00	0	0	0	0	1	1	0	0	0	0	0	0	0	2
3:00	0	0	0	0	0	0	0	0	0	0	0	0	0	0
4:00	0	0	1	0	0	0	0	0	0	0	0	0	0	1
5:00	1	3	0	4	0	2	1	0	0	0	0	0	0	11
6:00	5	5	7	6	3	1	0	0	0	0	0	0	0	27
7:00	59	43	25	14	3	0	0	0	0	0	0	0	0	144
8:00	8	8	18	15	6	1	0	0	0	0	0	0	0	56
9:00	0	2	10	14	6	1	1	0	0	0	0	0	0	34
10:00	2	4	11	15	3	1	0	0	0	0	0	0	0	36
11:00	2	7	9	10	6	2	0	0	0	0	0	0	0	36
12:00 PM	3	11	27	21	9	3	0	0	0	0	0	0	0	74
13:00	4	4	6	16	6	1	0	0	0	0	0	0	0	37
14:00	15	18	13	21	6	1	0	0	0	0	0	0	0	74
15:00	23	15	26	17	2	1	0	0	0	0	0	0	0	84
16:00	2	3	11	11	12	3	0	0	0	0	0	0	0	42
17:00	2	6	21	18	6	0	0	0	0	0	0	0	0	53
18:00	1	3	15	13	6	2	0	0	0	0	0	0	0	40
19:00	1	0	6	9	6	0	0	0	0	0	0	0	0	22
20:00	1	0	2	3	7	0	0	0	0	0	0	0	0	13
21:00	0	0	3	6	4	1	0	0	0	0	0	0	0	14
22:00	0	1	4	2	2	0	0	0	0	0	0	0	0	9
23:00	0	1	0	1	2	0	0	0	0	0	0	0	0	4
Totals	129	134	216	217	97	21	2							816
% of Totals	16%	16%	26%	27%	12%	3%	0%							100%

AM Volumes	77	72	82	79	29	9	2	0	0	0	0	0	0	350
% AM	9%	9%	10%	10%	4%	1%	0%							43%
AM Peak Hour	7:00	7:00	7:00	8:00	8:00	5:00	5:00							7:00
Volume	59	43	25	15	6	2	1							144
PM Volumes	52	62	134	138	68	12	0	0	0	0	0	0	0	466
% PM	6%	8%	16%	17%	8%	1%								57%
PM Peak Hour	15:00	14:00	12:00	12:00	16:00	12:00								15:00
Volume	23	18	27	21	12	3								84

Directional Peak Periods	AM 7-9			NOON 12-2			PM 4-6			Off Peak Volumes		
All Speeds	Volume		%	Volume		%	Volume		%	Volume		%
	200	↔	25%	111	↔	14%	95	↔	12%	410	↔	50%

Street Name	Direction	Percentiles					
		15th	50th	Average	85th	95th	ADT
S Mariposa St	North Bound	16	23	23	30	34	699
S Mariposa St	South Bound	14	23	23	30	34	816

Prepared by National Data & Surveying Services

SPEED

S Mariposa St Bet. W Oak St & W Alameda Ave

Day: Thursday
Date: 1/19/2023

City: Burbank
Project #: CA23_020030_027

Summary

Time	< 15	15 - 19	20 - 24	25 - 29	30 - 34	35 - 39	40 - 44	45 - 49	50 - 54	55 - 59	60 - 64	65 - 69	70 +	Total
0:00 AM	0	0	1	1	2	0	0	0	0	0	0	0	0	4
1:00	0	0	0	0	0	0	0	0	0	0	0	0	0	0
2:00	0	0	0	0	1	1	0	0	0	0	0	0	0	2
3:00	0	0	0	0	0	1	0	0	0	0	0	0	0	1
4:00	0	0	2	0	1	1	0	0	0	0	0	0	0	4
5:00	1	4	1	4	1	3	1	0	0	0	0	0	0	15
6:00	6	7	14	13	7	2	0	0	0	0	0	0	0	49
7:00	77	74	58	26	5	0	0	0	0	0	0	0	0	240
8:00	11	16	38	29	14	3	0	0	0	0	0	0	0	111
9:00	0	2	18	24	14	3	1	0	0	0	0	0	0	62
10:00	3	11	19	25	11	1	0	0	0	0	0	0	0	70
11:00	4	13	24	20	17	2	0	0	0	0	0	0	0	80
12:00 PM	3	19	45	37	15	5	1	0	0	0	0	0	0	125
13:00	6	10	18	27	14	3	0	0	0	0	0	0	0	78
14:00	26	31	27	31	8	2	0	0	0	0	0	0	0	125
15:00	49	53	52	29	2	1	0	0	0	0	0	0	0	186
16:00	3	17	21	25	19	4	1	0	0	0	0	0	0	90
17:00	3	18	40	34	14	0	0	0	0	0	0	0	0	109
18:00	2	6	23	25	13	4	0	0	0	0	0	0	0	73
19:00	1	2	10	14	8	1	0	0	0	0	0	0	0	36
20:00	1	1	5	6	8	0	0	0	0	0	0	0	0	21
21:00	0	0	4	8	4	1	0	0	0	0	0	0	0	17
22:00	0	1	5	2	2	1	0	0	0	0	0	0	0	11
23:00	0	2	0	2	2	0	0	0	0	0	0	0	0	6
Totals	196	287	425	382	182	39	4							1515
% of Totals	13%	19%	28%	25%	12%	3%	0%							100%

AM Volumes	102	127	175	142	73	17	2	0	0	0	0	0	0	638
% AM	7%	8%	12%	9%	5%	1%	0%							42%
AM Peak Hour	7:00	7:00	7:00	8:00	11:00	5:00	5:00							7:00
Volume	77	74	58	29	17	3	1							240
PM Volumes	94	160	250	240	109	22	2	0	0	0	0	0	0	877
% PM	6%	11%	17%	16%	7%	1%	0%							58%
PM Peak Hour	15:00	15:00	15:00	12:00	16:00	12:00	12:00							15:00
Volume	49	53	52	37	19	5	1							186

Directional Peak Periods	AM 7-9			NOON 12-2			PM 4-6			Off Peak Volumes		
All Speeds	Volume		%	Volume		%	Volume		%	Volume		%
	351	↔	23%	203	↔	13%	199	↔	13%	762	↔	50%

Street Name	Direction	Percentiles					
		15th	50th	Average	85th	95th	ADT
S Mariposa St	Summary	16	23	23	30	34	1515

Prepared by NDS/ATD

Prepared by National Data & Surveying Services

VOLUME

S Mariposa St Bet. W Oak St & W Alameda Ave

Day: Thursday
Date: 1/19/2023

City: Burbank
Project #: CA23_020030_027

DAILY TOTALS	NB	SB	EB	WB	Total
	699	816	0	0	1,515

AM Period	NB		SB		EB	WB	TOTAL		PM Period	NB		SB		EB	WB	TOTAL	
0:00	0		0		0	0			12:00	18		22		0	0	40	
0:15	1		2		0	0	3		12:15	7		17		0	0	24	
0:30	0		1		0	0	1		12:30	14		21		0	0	35	
0:45	0	1	0	3	0	0		4	12:45	12	51	14	74	0	0	26	125
1:00	0		0		0	0			13:00	9		7		0	0	16	
1:15	0		0		0	0			13:15	13		13		0	0	26	
1:30	0		0		0	0			13:30	14		9		0	0	23	
1:45	0		0		0	0			13:45	5	41	8	37	0	0	13	78
2:00	0		0		0	0			14:00	12		15		0	0	27	
2:15	0		1		0	0	1		14:15	12		21		0	0	33	
2:30	0		1		0	0	1		14:30	11		21		0	0	32	
2:45	0		0	2	0	0		2	14:45	16	51	17	74	0	0	33	125
3:00	0		0		0	0			15:00	56		21		0	0	77	
3:15	1		0		0	0	1		15:15	18		22		0	0	40	
3:30	0		0		0	0			15:30	8		19		0	0	27	
3:45	0	1	0		0	0		1	15:45	20	102	22	84	0	0	42	186
4:00	0		0		0	0			16:00	13		10		0	0	23	
4:15	1		0		0	0	1		16:15	13		7		0	0	20	
4:30	1		1		0	0	2		16:30	9		14		0	0	23	
4:45	1	3	0	1	0	0	1	4	16:45	13	48	11	42	0	0	24	90
5:00	0		1		0	0	1		17:00	11		16		0	0	27	
5:15	1		2		0	0	3		17:15	19		16		0	0	35	
5:30	1		3		0	0	4		17:30	16		8		0	0	24	
5:45	2	4	5	11	0	0	7	15	17:45	10	56	13	53	0	0	23	109
6:00	2		3		0	0	5		18:00	8		8		0	0	16	
6:15	4		6		0	0	10		18:15	8		10		0	0	18	
6:30	2		9		0	0	11		18:30	14		9		0	0	23	
6:45	14	22	9	27	0	0	23	49	18:45	3	33	13	40	0	0	16	73
7:00	6		7		0	0	13		19:00	3		6		0	0	9	
7:15	6		16		0	0	22		19:15	1		11		0	0	12	
7:30	27		64		0	0	91		19:30	5		3		0	0	8	
7:45	57	96	57	144	0	0	114	240	19:45	5	14	2	22	0	0	7	36
8:00	17		21		0	0	38		20:00	3		1		0	0	4	
8:15	14		16		0	0	30		20:15	2		2		0	0	4	
8:30	11		8		0	0	19		20:30	1		8		0	0	9	
8:45	13	55	11	56	0	0	24	111	20:45	2	8	2	13	0	0	4	21
9:00	6		9		0	0	15		21:00	0		3		0	0	3	
9:15	4		7		0	0	11		21:15	0		7		0	0	7	
9:30	7		8		0	0	15		21:30	1		3		0	0	4	
9:45	11	28	10	34	0	0	21	62	21:45	2	3	1	14	0	0	3	17
10:00	8		3		0	0	11		22:00	1		2		0	0	3	
10:15	10		9		0	0	19		22:15	0		3		0	0	3	
10:30	9		12		0	0	21		22:30	0		2		0	0	2	
10:45	7	34	12	36	0	0	19	70	22:45	1	2	2	9	0	0	3	11
11:00	6		11		0	0	17		23:00	1		3		0	0	4	
11:15	13		10		0	0	23		23:15	0		0		0	0		
11:30	10		10		0	0	20		23:30	0		1		0	0	1	
11:45	15	44	5	36	0	0	20	80	23:45	1	2	0	4	0	0	1	6
TOTALS		288		350				638	TOTALS		411		466				877
SPLIT %		45.1%		54.9%				42.1%	SPLIT %		46.9%		53.1%				57.9%

DAILY TOTALS	NB	SB	EB	WB	Total
	699	816	0	0	1,515

AM Peak Hour	7:30	7:15			7:30	PM Peak Hour	15:00	15:00			15:00
AM Pk Volume	115	158			273	PM Pk Volume	102	84			186
Pk Hr Factor	0.504	0.617			0.599	Pk Hr Factor	0.455	0.955			0.604
7 - 9 Volume	151	200	0	0	351	4 - 6 Volume	104	95	0	0	199
7 - 9 Peak Hour	7:30	7:15			7:30	4 - 6 Peak Hour	16:45	16:30			16:45
7 - 9 Pk Volume	115	158	0	0	273	4 - 6 Pk Volume	59	57	0	0	110
Pk Hr Factor	0.504	0.617	0.000	0.000	0.599	Pk Hr Factor	0.776	0.891	0.000	0.000	0.786

Prepared by NDS/ATD

Project #: CA23_020030_027 **City:** Burbank

Location: S Mariposa St Bet. W Oak St & W Alameda **Date:** 1/19/2023

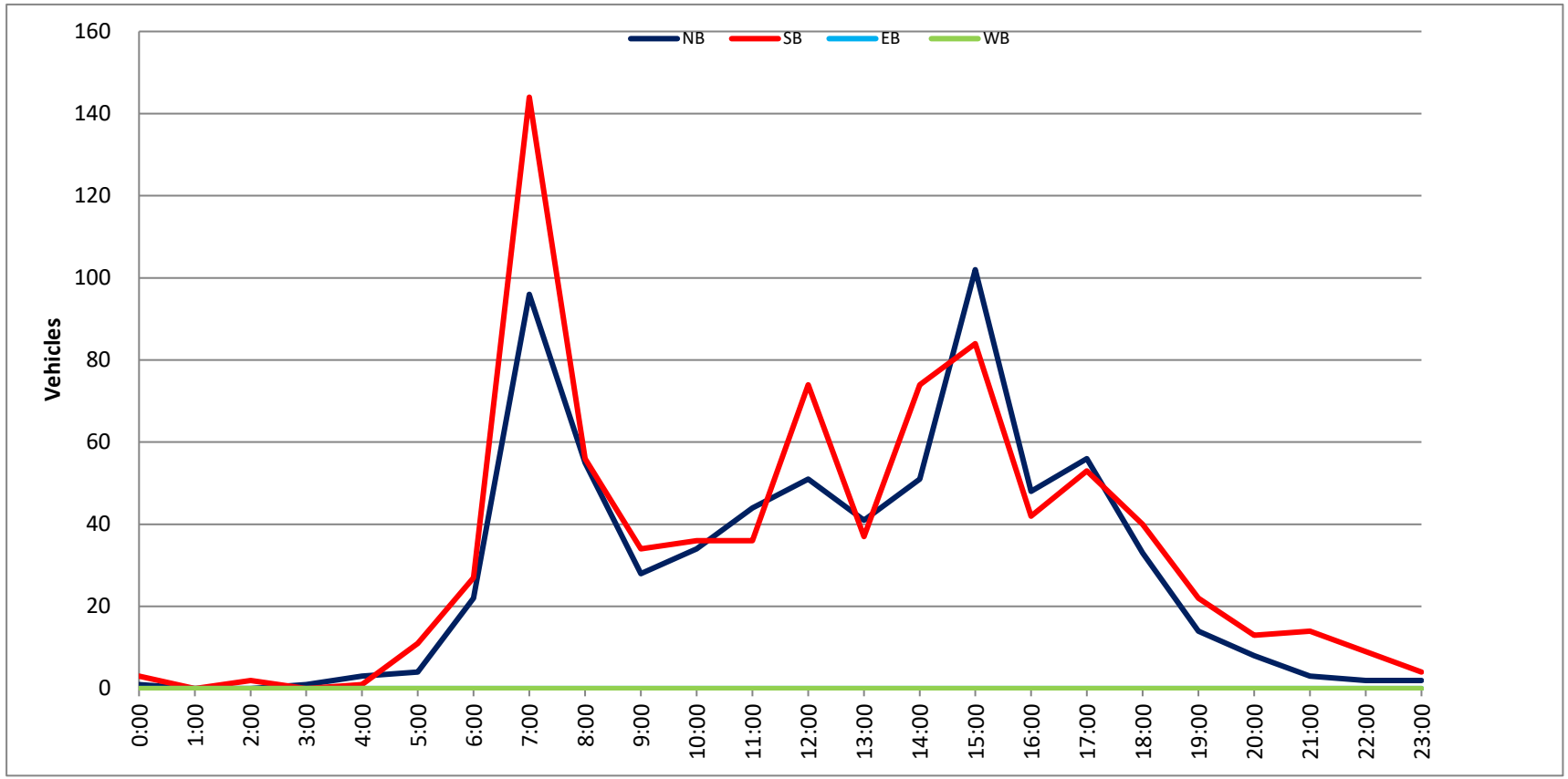

Prepared by National Data & Surveying Services

SPEED

S Mariposa St Bet. W Verdugo Ave & W Oak St

Day: Tuesday
Date: 1/17/2023

City: Burbank
Project #: CA23_020030_026n

North Bound

Time	< 15	15 - 19	20 - 24	25 - 29	30 - 34	35 - 39	40 - 44	45 - 49	50 - 54	55 - 59	60 - 64	65 - 69	70 +	Total
00:00 AM	0	0	0	0	0	0	0	0	0	0	0	0	0	0
00:15	1	0	0	0	0	0	0	0	0	0	0	0	0	1
00:30	0	0	1	1	0	0	0	0	0	0	0	0	0	2
00:45	0	0	0	1	0	0	0	0	0	0	0	0	0	1
01:00	0	0	0	0	0	0	0	0	0	0	0	0	0	0
01:15	0	0	0	0	0	0	0	0	0	0	0	0	0	0
01:30	0	0	0	0	0	0	0	0	0	0	0	0	0	0
01:45	0	0	0	0	0	0	0	0	0	0	0	0	0	0
02:00	0	0	0	0	0	0	0	0	0	0	0	0	0	0
02:15	0	0	0	0	0	0	0	0	0	0	0	0	0	0
02:30	0	0	0	0	0	0	0	0	0	0	0	0	0	0
02:45	0	0	0	0	0	0	0	0	0	0	0	0	0	0
03:00	0	0	0	0	1	0	0	0	0	0	0	0	0	1
03:15	0	0	0	0	0	0	0	0	0	0	0	0	0	0
03:30	0	0	0	0	0	0	0	0	0	0	0	0	0	0
03:45	0	0	0	0	0	0	0	0	0	0	0	0	0	0
04:00	0	0	0	0	0	0	0	0	0	0	0	0	0	0
04:15	0	0	0	0	0	0	0	0	0	0	0	0	0	0
04:30	0	0	0	1	0	0	0	0	0	0	0	0	0	1
04:45	0	0	0	0	0	0	0	0	0	0	0	0	0	0
05:00	0	0	0	0	1	0	0	0	0	0	0	0	0	1
05:15	0	0	0	0	0	0	0	0	0	0	0	0	0	0
05:30	0	0	0	0	0	0	0	0	0	0	0	0	0	0
05:45	0	0	0	1	1	0	0	0	0	0	0	0	0	2
06:00	0	0	1	3	0	0	0	0	0	0	0	0	0	4
06:15	0	0	0	1	0	1	0	0	0	0	0	0	0	2
06:30	0	0	1	3	0	0	0	0	0	0	0	0	0	4
06:45	0	1	6	5	1	0	0	0	0	0	0	0	0	13
07:00	1	1	0	1	1	0	0	0	0	0	0	0	0	4
07:15	0	0	4	1	1	0	0	0	0	0	0	0	0	6
07:30	1	3	8	10	5	0	0	0	0	0	0	0	0	27
07:45	0	5	23	30	8	1	0	0	0	0	0	0	0	67
08:00	0	2	4	11	7	2	0	0	0	0	0	0	0	26
08:15	3	1	3	1	5	4	0	1	0	0	0	0	0	18
08:30	0	2	2	3	1	1	0	0	0	0	0	0	0	9
08:45	0	0	1	1	3	0	0	0	0	0	0	0	0	5
09:00	1	0	1	3	5	0	0	0	0	0	0	0	0	10
09:15	0	0	0	3	1	1	0	0	0	0	0	0	0	5
09:30	0	0	1	3	1	0	0	0	0	0	0	0	0	5
09:45	1	2	0	0	0	1	0	0	0	0	0	0	0	4
10:00	0	0	0	1	3	1	0	0	0	0	0	0	0	5
10:15	0	0	2	3	1	0	0	0	0	0	0	0	0	6
10:30	0	0	4	1	3	1	0	0	0	0	0	0	0	9
10:45	1	0	2	2	4	0	0	1	0	0	0	0	0	10
11:00	0	0	1	1	1	1	0	0	0	0	0	0	0	4
11:15	0	0	3	1	3	1	0	0	0	0	0	0	0	8
11:30	0	0	2	0	3	0	0	0	0	0	0	0	0	5
11:45	0	0	0	1	2	0	2	0	0	0	0	0	0	5
12:00 PM	0	0	0	2	2	1	0	0	0	0	0	0	0	5
12:15	0	0	2	0	4	0	0	0	0	0	0	0	0	6
12:30	0	0	4	3	1	0	0	0	0	0	0	0	0	8
12:45	1	1	0	1	4	0	0	0	0	0	0	0	0	7
13:00	0	0	2	4	4	0	0	0	0	0	0	0	0	10
13:15	0	1	0	2	5	0	1	0	0	0	0	0	0	9
13:30	0	0	1	6	2	1	0	0	0	0	0	0	0	10
13:45	0	1	1	4	3	1	0	0	0	0	0	0	0	10
14:00	2	1	6	1	1	1	0	0	0	0	0	0	0	12
14:15	6	20	26	10	1	0	0	0	0	0	0	0	0	63
14:30	0	2	5	10	4	1	0	0	0	0	0	0	0	22
14:45	1	0	1	3	2	0	0	0	0	0	0	0	0	7
15:00	2	0	3	4	1	1	1	0	0	0	0	0	0	12
15:15	0	1	3	1	5	1	0	0	0	0	0	0	0	11
15:30	0	1	1	7	5	0	0	0	0	0	0	0	0	14
15:45	1	0	0	5	2	1	0	0	0	0	0	0	0	9
16:00	0	2	2	8	4	1	0	0	0	0	0	0	0	17
16:15	0	1	4	5	2	0	0	0	0	0	0	0	0	12
16:30	0	0	1	9	2	1	0	0	0	0	0	0	0	13
16:45	1	0	3	4	0	1	0	0	0	0	0	0	0	9
17:00	0	1	2	1	1	0	0	0	0	0	0	0	0	5
17:15	0	1	2	2	6	0	0	0	0	0	0	0	0	11
17:30	0	0	1	4	1	0	0	0	0	0	0	0	0	6
17:45	0	1	1	6	0	1	1	0	0	0	0	0	0	10
18:00	1	0	0	5	1	0	0	0	0	0	0	0	0	7
18:15	0	0	3	2	1	0	0	0	0	0	0	0	0	6
18:30	0	4	2	4	1	0	0	0	0	0	0	0	0	11
18:45	0	0	1	6	4	1	0	0	0	0	0	0	0	12
19:00	1	1	1	2	2	0	0	0	0	0	0	0	0	7
19:15	0	0	0	1	2	0	0	0	0	0	0	0	0	3
19:30	0	0	0	2	2	1	0	0	0	0	0	0	0	5
19:45	0	0	1	0	2	0	0	0	0	0	0	0	0	3
20:00	0	0	2	1	1	0	0	0	0	0	0	0	0	4
20:15	0	0	0	3	0	0	0	0	0	0	0	0	0	3
20:30	0	0	0	2	1	0	0	0	0	0	0	0	0	3
20:45	0	0	1	0	0	0	0	0	0	0	0	0	0	1
21:00	0	0	1	0	0	1	0	0	0	0	0	0	0	2
21:15	0	0	0	1	2	1	0	0	0	0	0	0	0	4
21:30	0	0	0	2	0	0	1	0	0	0	0	0	0	3
21:45	0	0	0	0	0	0	0	0	0	0	0	0	0	0
22:00	0	1	0	0	0	0	0	0	0	0	0	0	0	1
22:15	0	1	1	0	3	0	0	0	0	0	0	0	0	5
22:30	0	0	0	1	1	0	0	0	0	0	0	0	0	2
22:45	0	0	0	0	0	0	0	0	0	0	0	0	0	0
23:00	0	0	1	1	0	0	0	0	0	0	0	0	0	2
23:15	0	0	0	0	0	0	0	0	0	0	0	0	0	0
23:30	0	0	0	0	0	0	0	0	0	0	0	0	0	0
23:45	0	0	0	1	0	0	0	0	0	0	0	0	0	1
Totals	25	58	155	229	147	31	6	2						653
% of Totals	4%	9%	24%	35%	23%	5%	1%	0%						100%

AM Volumes	9	17	70	93	62	15	2	2	0	0	0	0	0	270
% AM	1%	3%	11%	14%	9%	2%	0%	0%						41%
AM Peak Hour	07:30	07:30	07:15	07:15	07:30	07:45	11:00	07:30						07:30
Volume	4	11	39	52	25	8	2	1						138
PM Volumes	16	41	85	136	85	16	4	0	0	0	0	0	0	383
% PM	2%	6%	13%	21%	13%	2%	1%							59%
PM Peak Hour	14:00	13:45	13:45	14:15	15:15	13:15	12:30							13:45
Volume	9	24	38	27	16	3	1							107

Directional Peak Periods	AM 7-9			NOON 12-2			PM 4-6			Off Peak Volumes		
All Classes	Volume	⟷	%	Volume	⟷	%	Volume	⟷	%	Volume	⟷	%
	162		25%	65		10%	83		13%	343		53%

Street Name	Direction	Percentiles					
		15th	50th	Average	85th	95th	ADT
S Mariposa St	North Bound	20	27	27	33	36	653
S Mariposa St	South Bound	17	25	25	32	35	507

Prepared by National Data & Surveying Services

SPEED

S Mariposa St Bet. W Verdugo Ave & W Oak St

Day: Tuesday
Date: 1/17/2023

City: Burbank
Project #: CA23_020030_026s

South Bound

Time	< 15	15 - 19	20 - 24	25 - 29	30 - 34	35 - 39	40 - 44	45 - 49	50 - 54	55 - 59	60 - 64	65 - 69	70 +	Total
00:00 AM	0	0	0	0	0	0	0	0	0	0	0	0	0	0
00:15	0	0	1	0	0	0	0	0	0	0	0	0	0	1
00:30	0	0	0	0	0	0	0	0	0	0	0	0	0	0
00:45	0	0	0	1	0	0	0	0	0	0	0	0	0	1
01:00	0	0	0	0	0	0	0	0	0	0	0	0	0	0
01:15	0	0	0	0	0	0	0	0	0	0	0	0	0	0
01:30	0	0	0	0	0	0	0	0	0	0	0	0	0	0
01:45	0	0	0	0	0	0	0	0	0	0	0	0	0	0
02:00	0	0	0	0	0	0	0	0	0	0	0	0	0	0
02:15	0	0	0	0	0	0	0	0	0	0	0	0	0	0
02:30	0	0	0	0	0	0	0	0	0	0	0	0	0	0
02:45	0	0	0	0	0	0	0	0	0	0	0	0	0	0
03:00	0	0	0	0	0	0	0	0	0	0	0	0	0	0
03:15	0	0	0	0	1	0	0	0	0	0	0	0	0	1
03:30	0	0	0	0	0	0	0	0	0	0	0	0	0	0
03:45	0	0	0	0	0	0	0	0	0	0	0	0	0	0
04:00	0	0	0	0	1	0	0	0	0	0	0	0	0	1
04:15	0	0	0	0	0	0	0	0	0	0	0	0	0	0
04:30	0	0	0	0	0	0	0	0	0	0	0	0	0	0
04:45	0	0	0	0	0	0	0	0	0	0	0	0	0	0
05:00	0	0	0	0	0	0	0	0	0	0	0	0	0	0
05:15	0	0	0	0	0	0	0	0	0	0	0	0	0	0
05:30	0	0	0	0	0	0	0	0	0	0	0	0	0	0
05:45	0	1	0	0	0	0	0	0	0	0	0	0	0	1
06:00	0	0	1	0	1	0	0	0	0	0	0	0	0	2
06:15	0	0	1	2	0	0	0	0	0	0	0	0	0	3
06:30	2	0	0	0	1	0	0	0	0	0	0	0	0	3
06:45	0	0	5	8	0	0	0	0	0	0	0	0	0	13
07:00	1	1	0	2	0	0	0	0	0	0	0	0	0	4
07:15	1	7	4	3	1	0	0	0	0	0	0	0	0	16
07:30	4	12	20	11	1	0	0	0	0	0	0	0	0	48
07:45	1	14	16	18	3	1	1	0	0	0	0	0	0	54
08:00	0	0	3	5	4	2	0	0	0	0	0	0	0	14
08:15	1	2	2	0	2	0	1	0	0	0	0	0	0	8
08:30	1	1	3	2	0	2	0	0	0	0	0	0	0	9
08:45	0	0	1	1	0	0	1	0	0	0	0	0	0	3
09:00	2	0	2	1	0	0	0	0	0	0	0	0	0	5
09:15	0	0	0	1	3	0	0	0	0	0	0	0	0	4
09:30	1	0	0	1	1	1	0	0	0	0	0	0	0	4
09:45	0	0	1	0	1	0	0	0	0	0	0	0	0	2
10:00	0	0	2	2	2	0	1	0	0	0	0	0	0	7
10:15	0	0	2	0	1	0	0	0	0	0	0	0	0	3
10:30	1	0	2	0	0	0	0	0	0	0	0	0	0	3
10:45	0	0	0	1	2	0	0	0	0	0	0	0	0	3
11:00	0	1	1	2	0	0	0	0	0	0	0	0	0	4
11:15	0	0	1	5	2	0	0	0	0	0	0	0	0	8
11:30	0	0	1	1	2	0	1	0	0	0	0	0	0	5
11:45	1	1	1	2	2	1	1	0	0	0	0	0	0	9
12:00 PM	0	2	0	0	2	1	0	0	0	0	0	0	0	5
12:15	1	0	0	2	3	0	0	0	0	0	0	0	0	6
12:30	0	0	3	1	1	0	0	0	0	0	0	0	0	5
12:45	0	0	2	2	2	0	0	0	0	0	0	0	0	6
13:00	0	2	2	1	1	0	0	0	0	0	0	0	0	6
13:15	0	0	2	2	2	0	0	0	0	0	0	0	0	6
13:30	0	0	1	2	4	0	0	0	0	0	0	0	0	7
13:45	0	0	8	8	2	0	0	0	0	0	0	0	0	18
14:00	5	5	8	9	0	1	0	0	0	0	0	0	0	28
14:15	11	9	3	6	0	0	0	0	0	0	0	0	0	29
14:30	0	1	2	9	7	0	0	0	0	0	0	0	0	19
14:45	0	0	1	6	0	1	0	0	0	0	0	0	0	8
15:00	0	0	1	1	3	0	0	0	0	0	0	0	0	5
15:15	3	0	1	2	1	1	0	0	0	0	0	0	0	8
15:30	2	0	4	2	0	3	0	0	0	0	0	0	0	11
15:45	0	0	2	1	2	0	0	0	0	0	0	0	0	5
16:00	1	0	1	3	2	0	1	0	0	0	0	0	0	8
16:15	0	0	3	1	1	0	0	0	0	0	0	0	0	5
16:30	0	1	1	2	3	0	0	0	0	0	0	0	0	7
16:45	0	1	2	3	1	0	0	0	0	0	0	0	0	7
17:00	2	1	3	2	1	0	0	0	0	0	0	0	0	9
17:15	0	2	2	2	3	0	0	0	0	0	0	0	0	9
17:30	0	1	2	0	1	1	0	0	0	0	0	0	0	5
17:45	0	1	0	0	1	0	0	0	0	0	0	0	0	2
18:00	0	1	1	1	0	0	0	0	0	0	0	0	0	3
18:15	0	1	2	1	0	0	0	0	0	0	0	0	0	4
18:30	0	0	4	0	1	0	0	0	0	0	0	0	0	5
18:45	0	0	0	3	0	0	0	0	0	0	0	0	0	3
19:00	0	0	0	2	0	0	0	0	0	0	0	0	0	2
19:15	0	0	2	1	2	0	0	0	0	0	0	0	0	5
19:30	0	0	1	1	1	0	0	0	0	0	0	0	0	3
19:45	0	0	1	0	1	0	0	0	0	0	0	0	0	2
20:00	0	1	0	0	0	0	0	0	0	0	0	0	0	1
20:15	0	0	0	1	0	0	0	0	0	0	0	0	0	1
20:30	0	0	0	2	2	0	0	0	0	0	0	0	0	4
20:45	0	0	0	0	1	0	0	0	0	0	0	0	0	1
21:00	1	0	0	0	0	1	0	0	0	0	0	0	0	2
21:15	0	0	0	1	1	0	0	0	0	0	0	0	0	2
21:30	1	0	0	0	0	0	0	0	0	0	0	0	0	1
21:45	0	0	0	0	0	0	0	0	0	0	0	0	0	0
22:00	0	1	0	0	0	0	0	0	0	0	0	0	0	1
22:15	0	0	0	0	1	0	0	0	0	0	0	0	0	1
22:30	0	1	0	1	0	0	0	0	0	0	0	0	0	2
22:45	0	0	0	0	0	0	0	0	0	0	0	0	0	0
23:00	0	0	0	0	0	0	0	0	0	0	0	0	0	0
23:15	0	0	0	0	0	0	0	0	0	0	0	0	0	0
23:30	0	0	0	0	0	0	0	0	0	0	0	0	0	0
23:45	0	0	0	0	1	0	0	0	0	0	0	0	0	1
Totals	43	71	135	150	85	16	7							507
% of Totals	8%	14%	27%	30%	17%	3%	1%							100%

AM Volumes	16	40	70	68	31	7	6	0	0	0	0	0	0	239
% AM	3%	8%	14%	14%	6%	1%	1%							47%
AM Peak Hour	07:00	07:00	07:15	07:15	07:30	07:45	07:30							07:15
Volume	7	34	43	37	10	5	2							132
PM Volumes	27	31	65	81	54	9	1	0	0	0	0	0	0	268
% PM	5%	6%	13%	16%	11%	2%	0%							53%
PM Peak Hour	13:30	13:45	13:45	13:45	14:30	14:45	15:15							13:45
Volume	16	15	21	32	11	5	1							94

Directional Peak Periods	AM 7-9			NOON 12-2			PM 4-6			Off Peak Volumes		
All Classes	Volume	⟷	%	Volume	⟷	%	Volume	⟷	%	Volume	⟷	%
	156		31%	59		12%	52		10%	240		47%

Street Name	Direction	Percentiles					
		15th	50th	Average	85th	95th	ADT
S Mariposa St	North Bound	20	27	27	33	36	653
S Mariposa St	South Bound	17	25	25	32	35	507

Prepared by National Data & Surveying Services

SPEED

S Mariposa St Bet. W Verdugo Ave & W Oak St

Day: Tuesday
Date: 1/17/2023

City: Burbank
Project #: CA23_020030_026

Summary

Time	< 15	15 - 19	20 - 24	25 - 29	30 - 34	35 - 39	40 - 44	45 - 49	50 - 54	55 - 59	60 - 64	65 - 69	70 +	Total
00:00 AM	0	0	0	0	0	0	0	0	0	0	0	0	0	0
00:15	1	0	1	0	0	0	0	0	0	0	0	0	0	2
00:30	0	0	1	1	0	0	0	0	0	0	0	0	0	2
00:45	0	0	0	2	0	0	0	0	0	0	0	0	0	2
01:00	0	0	0	0	0	0	0	0	0	0	0	0	0	0
01:15	0	0	0	0	0	0	0	0	0	0	0	0	0	0
01:30	0	0	0	0	0	0	0	0	0	0	0	0	0	0
01:45	0	0	0	0	0	0	0	0	0	0	0	0	0	0
02:00	0	0	0	0	0	0	0	0	0	0	0	0	0	0
02:15	0	0	0	0	0	0	0	0	0	0	0	0	0	0
02:30	0	0	0	0	0	0	0	0	0	0	0	0	0	0
02:45	0	0	0	0	0	0	0	0	0	0	0	0	0	0
03:00	0	0	0	0	1	0	0	0	0	0	0	0	0	1
03:15	0	0	0	0	1	0	0	0	0	0	0	0	0	1
03:30	0	0	0	0	0	0	0	0	0	0	0	0	0	0
03:45	0	0	0	0	0	0	0	0	0	0	0	0	0	0
04:00	0	0	0	0	1	0	0	0	0	0	0	0	0	1
04:15	0	0	0	0	0	0	0	0	0	0	0	0	0	0
04:30	0	0	0	1	0	0	0	0	0	0	0	0	0	1
04:45	0	0	0	0	0	0	0	0	0	0	0	0	0	0
05:00	0	0	0	0	1	0	0	0	0	0	0	0	0	1
05:15	0	0	0	0	0	0	0	0	0	0	0	0	0	0
05:30	0	0	0	0	0	0	0	0	0	0	0	0	0	0
05:45	0	1	0	1	1	0	0	0	0	0	0	0	0	3
06:00	0	0	2	3	1	0	0	0	0	0	0	0	0	6
06:15	0	0	1	3	0	1	0	0	0	0	0	0	0	5
06:30	2	0	1	3	1	0	0	0	0	0	0	0	0	7
06:45	0	1	11	13	1	0	0	0	0	0	0	0	0	26
07:00	2	2	0	3	1	0	0	0	0	0	0	0	0	8
07:15	1	7	8	4	2	0	0	0	0	0	0	0	0	22
07:30	5	15	28	21	6	0	0	0	0	0	0	0	0	75
07:45	1	19	39	48	11	2	1	0	0	0	0	0	0	121
08:00	0	2	7	16	11	4	0	0	0	0	0	0	0	40
08:15	4	3	5	1	7	4	1	1	0	0	0	0	0	26
08:30	1	3	5	5	1	3	0	0	0	0	0	0	0	18
08:45	0	0	2	2	3	0	1	0	0	0	0	0	0	8
09:00	3	0	3	4	5	0	0	0	0	0	0	0	0	15
09:15	0	0	0	4	4	1	0	0	0	0	0	0	0	9
09:30	1	0	1	4	2	1	0	0	0	0	0	0	0	9
09:45	1	2	1	0	1	1	0	0	0	0	0	0	0	6
10:00	0	0	2	3	5	1	1	0	0	0	0	0	0	12
10:15	0	0	4	3	2	0	0	0	0	0	0	0	0	9
10:30	1	0	6	1	3	1	0	0	0	0	0	0	0	12
10:45	1	0	2	3	6	0	0	1	0	0	0	0	0	13
11:00	0	1	2	3	1	1	0	0	0	0	0	0	0	8
11:15	0	0	4	6	5	1	0	0	0	0	0	0	0	16
11:30	0	0	3	1	5	0	1	0	0	0	0	0	0	10
11:45	1	1	1	3	4	1	3	0	0	0	0	0	0	14
12:00 PM	0	2	0	2	4	2	0	0	0	0	0	0	0	10
12:15	1	0	2	2	7	0	0	0	0	0	0	0	0	12
12:30	0	0	7	4	2	0	0	0	0	0	0	0	0	13
12:45	1	1	2	3	6	0	0	0	0	0	0	0	0	13
13:00	0	2	4	5	5	0	0	0	0	0	0	0	0	16
13:15	0	1	2	4	7	0	1	0	0	0	0	0	0	15
13:30	0	0	2	8	6	1	0	0	0	0	0	0	0	17
13:45	0	1	9	12	5	1	0	0	0	0	0	0	0	28
14:00	7	6	14	10	1	2	0	0	0	0	0	0	0	40
14:15	17	29	29	16	1	0	0	0	0	0	0	0	0	92
14:30	0	3	7	19	11	1	0	0	0	0	0	0	0	41
14:45	1	0	2	9	2	1	0	0	0	0	0	0	0	15
15:00	2	0	4	5	4	1	1	0	0	0	0	0	0	17
15:15	3	1	4	3	6	2	0	0	0	0	0	0	0	19
15:30	2	1	5	9	5	3	0	0	0	0	0	0	0	25
15:45	1	0	2	6	4	1	0	0	0	0	0	0	0	14
16:00	1	2	3	11	6	1	1	0	0	0	0	0	0	25
16:15	0	1	7	6	3	0	0	0	0	0	0	0	0	17
16:30	0	1	2	11	5	1	0	0	0	0	0	0	0	20
16:45	1	1	5	7	1	1	0	0	0	0	0	0	0	16
17:00	2	2	5	3	2	0	0	0	0	0	0	0	0	14
17:15	0	3	4	4	9	0	0	0	0	0	0	0	0	20
17:30	0	1	3	4	2	1	0	0	0	0	0	0	0	11
17:45	0	2	1	6	1	1	1	0	0	0	0	0	0	12
18:00	1	1	1	6	1	0	0	0	0	0	0	0	0	10
18:15	0	1	5	3	1	0	0	0	0	0	0	0	0	10
18:30	0	4	6	4	2	0	0	0	0	0	0	0	0	16
18:45	0	0	1	9	4	1	0	0	0	0	0	0	0	15
19:00	1	1	1	4	2	0	0	0	0	0	0	0	0	9
19:15	0	0	2	2	4	0	0	0	0	0	0	0	0	8
19:30	0	0	1	3	3	1	0	0	0	0	0	0	0	8
19:45	0	0	2	0	3	0	0	0	0	0	0	0	0	5
20:00	0	1	2	1	1	0	0	0	0	0	0	0	0	5
20:15	0	0	0	4	0	0	0	0	0	0	0	0	0	4
20:30	0	0	0	4	3	0	0	0	0	0	0	0	0	7
20:45	0	0	1	0	1	0	0	0	0	0	0	0	0	2
21:00	1	0	1	0	0	2	0	0	0	0	0	0	0	4
21:15	0	0	0	2	3	1	0	0	0	0	0	0	0	6
21:30	1	0	0	2	0	0	1	0	0	0	0	0	0	4
21:45	0	0	0	0	0	0	0	0	0	0	0	0	0	0
22:00	0	2	0	0	0	0	0	0	0	0	0	0	0	2
22:15	0	1	1	0	4	0	0	0	0	0	0	0	0	6
22:30	0	1	0	2	1	0	0	0	0	0	0	0	0	4
22:45	0	0	0	0	0	0	0	0	0	0	0	0	0	0
23:00	0	0	1	1	0	0	0	0	0	0	0	0	0	2
23:15	0	0	0	0	0	0	0	0	0	0	0	0	0	0
23:30	0	0	0	0	0	0	0	0	0	0	0	0	0	0
23:45	0	0	0	1	1	0	0	0	0	0	0	0	0	2
Totals	68	129	290	379	232	47	13	2						1160
% of Totals	6%	11%	25%	33%	20%	4%	1%	0%						100%

AM Volumes	25	57	140	162	93	22	8	2	0	0	0	0	0	509
% AM	2%	5%	12%	14%	8%	2%	1%	0%						44%
AM Peak Hour	07:30	07:00	07:15	07:15	07:30	07:45	11:00	07:30						07:30
Volume	10	43	82	89	35	13	4	1						262
PM Volumes	43	72	150	217	139	25	5	0	0	0	0	0	0	651
% PM	4%	6%	13%	19%	12%	2%	0%							56%
PM Peak Hour	14:00	13:45	13:45	13:45	12:45	14:45	12:30							13:45
Volume	25	39	59	57	24	7	1							201

Directional Peak Periods	AM 7-9			NOON 12-2			PM 4-6			Off Peak Volumes		
All Classes	Volume	⟷	%	Volume	⟷	%	Volume	⟷	%	Volume	⟷	%
	318		27%	124		11%	135		12%	583		50%

Street Name	Direction	Percentiles					
		15th	50th	Average	85th	95th	ADT
S Mariposa St	Summary	19	26	26	33	35	1160

Prepared by National Data & Surveying Services

SPEED

S Mariposa St Bet. W Verdugo Ave & W Oak St

Day: Tuesday
Date: 1/17/2023

City: Burbank
Project #: CA23_020030_026n

North Bound

Time	< 15	15 - 19	20 - 24	25 - 29	30 - 34	35 - 39	40 - 44	45 - 49	50 - 54	55 - 59	60 - 64	65 - 69	70 +	Total
00:00 AM	1	0	1	2	0	0	0	0	0	0	0	0	0	4
01:00	0	0	0	0	0	0	0	0	0	0	0	0	0	0
02:00	0	0	0	0	0	0	0	0	0	0	0	0	0	0
03:00	0	0	0	0	1	0	0	0	0	0	0	0	0	1
04:00	0	0	0	1	0	0	0	0	0	0	0	0	0	1
05:00	0	0	0	1	2	0	0	0	0	0	0	0	0	3
06:00	0	1	8	12	1	1	0	0	0	0	0	0	0	23
07:00	2	9	35	42	15	1	0	0	0	0	0	0	0	104
08:00	3	5	10	16	16	7	0	1	0	0	0	0	0	58
09:00	2	2	2	9	7	2	0	0	0	0	0	0	0	24
10:00	1	0	8	7	11	2	0	1	0	0	0	0	0	30
11:00	0	0	6	3	9	2	2	0	0	0	0	0	0	22
12:00 PM	1	1	6	6	11	1	0	0	0	0	0	0	0	26
13:00	0	2	4	16	14	2	1	0	0	0	0	0	0	39
14:00	9	23	38	24	8	2	0	0	0	0	0	0	0	104
15:00	3	2	7	17	13	3	1	0	0	0	0	0	0	46
16:00	1	3	10	26	8	3	0	0	0	0	0	0	0	51
17:00	0	3	6	13	8	1	1	0	0	0	0	0	0	32
18:00	1	4	6	17	7	1	0	0	0	0	0	0	0	36
19:00	1	1	2	5	8	1	0	0	0	0	0	0	0	18
20:00	0	0	3	6	2	0	0	0	0	0	0	0	0	11
21:00	0	0	1	3	2	2	1	0	0	0	0	0	0	9
22:00	0	2	1	1	4	0	0	0	0	0	0	0	0	8
23:00	0	0	1	2	0	0	0	0	0	0	0	0	0	3
Totals	25	58	155	229	147	31	6	2						653
% of Totals	4%	9%	24%	35%	23%	5%	1%	0%						100%

AM Volumes	9	17	70	93	62	15	2	2	0	0	0	0	0	270
% AM	1%	3%	11%	14%	9%	2%	0%	0%						41%
AM Peak Hour	08:00	07:00	07:00	07:00	08:00	08:00	11:00	08:00						07:00
Volume	3	9	35	42	16	7	2	1						104
PM Volumes	16	41	85	136	85	16	4	0	0	0	0	0	0	383
% PM	2%	6%	13%	21%	13%	2%	1%							59%
PM Peak Hour	14:00	14:00	14:00	16:00	13:00	15:00	13:00							14:00
Volume	9	23	38	26	14	3	1							104

Directional Peak Periods	AM 7-9			NOON 12-2			PM 4-6			Off Peak Volumes		
All Speeds	Volume	↔	%	Volume	↔	%	Volume	↔	%	Volume	↔	%
	162	↔	25%	65	↔	10%	83	↔	13%	343	↔	53%

Street Name	Direction	Percentiles					
		15th	50th	Average	85th	95th	ADT
S Mariposa St	North Bound	20	27	27	33	36	653
S Mariposa St	South Bound	17	25	25	32	35	507

Prepared by National Data & Surveying Services

SPEED

S Mariposa St Bet. W Verdugo Ave & W Oak St

Day: Tuesday
Date: 1/17/2023

City: Burbank
Project #: CA23_020030_026s

South Bound

Time	< 15	15 - 19	20 - 24	25 - 29	30 - 34	35 - 39	40 - 44	45 - 49	50 - 54	55 - 59	60 - 64	65 - 69	70 +	Total
00:00 AM	0	0	1	1	0	0	0	0	0	0	0	0	0	2
01:00	0	0	0	0	0	0	0	0	0	0	0	0	0	0
02:00	0	0	0	0	0	0	0	0	0	0	0	0	0	0
03:00	0	0	0	0	1	0	0	0	0	0	0	0	0	1
04:00	0	0	0	0	1	0	0	0	0	0	0	0	0	1
05:00	0	1	0	0	0	0	0	0	0	0	0	0	0	1
06:00	2	0	7	10	2	0	0	0	0	0	0	0	0	21
07:00	7	34	40	34	5	1	1	0	0	0	0	0	0	122
08:00	2	3	9	8	6	4	2	0	0	0	0	0	0	34
09:00	3	0	3	3	5	1	0	0	0	0	0	0	0	15
10:00	1	0	6	3	5	0	1	0	0	0	0	0	0	16
11:00	1	2	4	10	6	1	2	0	0	0	0	0	0	26
12:00 PM	1	2	5	5	8	1	0	0	0	0	0	0	0	22
13:00	0	2	13	13	9	0	0	0	0	0	0	0	0	37
14:00	16	15	14	30	7	2	0	0	0	0	0	0	0	84
15:00	5	0	8	6	6	4	0	0	0	0	0	0	0	29
16:00	1	2	7	9	7	0	1	0	0	0	0	0	0	27
17:00	2	5	7	4	6	1	0	0	0	0	0	0	0	25
18:00	0	2	7	5	1	0	0	0	0	0	0	0	0	15
19:00	0	0	4	4	4	0	0	0	0	0	0	0	0	12
20:00	0	1	0	3	3	0	0	0	0	0	0	0	0	7
21:00	2	0	0	1	1	1	0	0	0	0	0	0	0	5
22:00	0	2	0	1	1	0	0	0	0	0	0	0	0	4
23:00	0	0	0	0	1	0	0	0	0	0	0	0	0	1
Totals	43	71	135	150	85	16	7							507
% of Totals	8%	14%	27%	30%	17%	3%	1%							100%

AM Volumes	16	40	70	69	31	7	6	0	0	0	0	0	0	239
% AM	3%	8%	14%	14%	6%	1%	1%							47%
AM Peak Hour	07:00	07:00	07:00	07:00	08:00	08:00	08:00							07:00
Volume	7	34	40	34	6	4	2							122
PM Volumes	27	31	65	81	54	9	1	0	0	0	0	0	0	268
% PM	5%	6%	13%	16%	11%	2%	0%							53%
PM Peak Hour	14:00	14:00	14:00	14:00	13:00	15:00	16:00							14:00
Volume	16	15	14	30	9	4	1							84

Directional Peak Periods	AM 7-9			NOON 12-2			PM 4-6			Off Peak Volumes		
All Speeds	Volume		%	Volume		%	Volume		%	Volume		%
	156	↔	31%	59	↔	12%	52	↔	10%	240	↔	47%

Street Name	Direction	Percentiles					
		15th	50th	Average	85th	95th	ADT
S Mariposa St	North Bound	20	27	27	33	36	653
S Mariposa St	South Bound	17	25	25	32	35	507

Prepared by National Data & Surveying Services

SPEED

S Mariposa St Bet. W Verdugo Ave & W Oak St

Day: Tuesday
Date: 1/17/2023

City: Burbank
Project #: CA23_020030_026

Summary

Time	< 15	15 - 19	20 - 24	25 - 29	30 - 34	35 - 39	40 - 44	45 - 49	50 - 54	55 - 59	60 - 64	65 - 69	70 +	Total
00:00 AM	1	0	2	3	0	0	0	0	0	0	0	0	0	6
01:00	0	0	0	0	0	0	0	0	0	0	0	0	0	0
02:00	0	0	0	0	0	0	0	0	0	0	0	0	0	0
03:00	0	0	0	0	2	0	0	0	0	0	0	0	0	2
04:00	0	0	0	1	1	0	0	0	0	0	0	0	0	2
05:00	0	1	0	1	2	0	0	0	0	0	0	0	0	4
06:00	2	1	15	22	3	1	0	0	0	0	0	0	0	44
07:00	9	43	75	76	20	2	1	0	0	0	0	0	0	226
08:00	5	8	19	24	22	11	2	1	0	0	0	0	0	92
09:00	5	2	5	12	12	3	0	0	0	0	0	0	0	39
10:00	2	0	14	10	16	2	1	1	0	0	0	0	0	46
11:00	1	2	10	13	15	3	4	0	0	0	0	0	0	48
12:00 PM	2	3	11	11	19	2	0	0	0	0	0	0	0	48
13:00	0	4	17	29	23	2	1	0	0	0	0	0	0	76
14:00	25	38	52	54	15	4	0	0	0	0	0	0	0	188
15:00	8	2	15	23	19	7	1	0	0	0	0	0	0	75
16:00	2	5	17	35	15	3	1	0	0	0	0	0	0	78
17:00	2	8	13	17	14	2	1	0	0	0	0	0	0	57
18:00	1	6	13	22	8	1	0	0	0	0	0	0	0	51
19:00	1	1	6	9	12	1	0	0	0	0	0	0	0	30
20:00	0	1	3	9	5	0	0	0	0	0	0	0	0	18
21:00	2	0	1	4	3	3	1	0	0	0	0	0	0	14
22:00	0	4	1	2	5	0	0	0	0	0	0	0	0	12
23:00	0	0	1	2	1	0	0	0	0	0	0	0	0	4
Totals	68	129	290	379	232	47	13	2						1160
% of Totals	6%	11%	25%	33%	20%	4%	1%	0%						100%

AM Volumes	25	57	140	162	93	22	8	2	0	0	0	0	0	509
% AM	2%	5%	12%	14%	8%	2%	1%	0%						44%
AM Peak Hour	07:00	07:00	07:00	07:00	08:00	08:00	11:00	08:00						07:00
Volume	9	43	75	76	22	11	4	1						226
PM Volumes	43	72	150	217	139	25	5	0	0	0	0	0	0	651
% PM	4%	6%	13%	19%	12%	2%	0%							56%
PM Peak Hour	14:00	14:00	14:00	14:00	13:00	15:00	13:00							14:00
Volume	25	38	52	54	23	7	1							188

Directional Peak Periods	AM 7-9			NOON 12-2			PM 4-6			Off Peak Volumes		
All Speeds	Volume		%	Volume		%	Volume		%	Volume		%
	318	↔	27%	124	↔	11%	135	↔	12%	583	↔	50%

Street Name	Direction	Percentiles					
		15th	50th	Average	85th	95th	ADT
S Mariposa St	Summary	19	26	26	33	35	1160

Prepared by NDS/ATD

Prepared by National Data & Surveying Services

VOLUME

S Mariposa St Bet. W Verdugo Ave & W Oak St

Day: Tuesday
Date: 1/17/2023

City: Burbank
Project #: CA23_020030_026

DAILY TOTALS	NB	SB	EB	WB	Total
	653	507	0	0	1,160

AM Period	NB		SB		EB	WB	TOTAL		PM Period	NB		SB		EB	WB	TOTAL	
00:00	0		0		0	0			12:00	5		5		0	0	10	
00:15	1		1		0	0	2		12:15	6		6		0	0	12	
00:30	2		0		0	0	2		12:30	8		5		0	0	13	
00:45	1	4	1	2	0	0	2	6	12:45	7	26	6	22	0	0	13	48
01:00	0		0		0	0			13:00	10		6		0	0	16	
01:15	0		0		0	0			13:15	9		6		0	0	15	
01:30	0		0		0	0			13:30	10		7		0	0	17	
01:45	0		0		0	0			13:45	10	39	18	37	0	0	28	76
02:00	0		0		0	0			14:00	12		28		0	0	40	
02:15	0		0		0	0			14:15	63		29		0	0	92	
02:30	0		0		0	0			14:30	22		19		0	0	41	
02:45	0		0		0	0			14:45	7	104	8	84	0	0	15	188
03:00	1		0		0	0	1		15:00	12		5		0	0	17	
03:15	0		1		0	0	1		15:15	11		8		0	0	19	
03:30	0		0		0	0			15:30	14		11		0	0	25	
03:45	0	1	0	1	0	0		2	15:45	9	46	5	29	0	0	14	75
04:00	0		1		0	0	1		16:00	17		8		0	0	25	
04:15	0		0		0	0			16:15	12		5		0	0	17	
04:30	1		0		0	0	1		16:30	13		7		0	0	20	
04:45	0	1	0	1	0	0		2	16:45	9	51	7	27	0	0	16	78
05:00	1		0		0	0	1		17:00	5		9		0	0	14	
05:15	0		0		0	0			17:15	11		9		0	0	20	
05:30	0		0		0	0			17:30	6		5		0	0	11	
05:45	2	3	1	1	0	0	3	4	17:45	10	32	2	25	0	0	12	57
06:00	4		2		0	0	6		18:00	7		3		0	0	10	
06:15	2		3		0	0	5		18:15	6		4		0	0	10	
06:30	4		3		0	0	7		18:30	11		5		0	0	16	
06:45	13	23	13	21	0	0	26	44	18:45	12	36	3	15	0	0	15	51
07:00	4		4		0	0	8		19:00	7		2		0	0	9	
07:15	6		16		0	0	22		19:15	3		5		0	0	8	
07:30	27		48		0	0	75		19:30	5		3		0	0	8	
07:45	67	104	54	122	0	0	121	226	19:45	3	18	2	12	0	0	5	30
08:00	26		14		0	0	40		20:00	4		1		0	0	5	
08:15	18		8		0	0	26		20:15	3		1		0	0	4	
08:30	9		9		0	0	18		20:30	3		4		0	0	7	
08:45	5	58	3	34	0	0	8	92	20:45	1	11	1	7	0	0	2	18
09:00	10		5		0	0	15		21:00	2		2		0	0	4	
09:15	5		4		0	0	9		21:15	4		2		0	0	6	
09:30	5		4		0	0	9		21:30	3		1		0	0	4	
09:45	4	24	2	15	0	0	6	39	21:45	0	9	0	5	0	0		14
10:00	5		7		0	0	12		22:00	1		1		0	0	2	
10:15	6		3		0	0	9		22:15	5		1		0	0	6	
10:30	9		3		0	0	12		22:30	2		2		0	0	4	
10:45	10	30	3	16	0	0	13	46	22:45	0	8	0	4	0	0		12
11:00	4		4		0	0	8		23:00	2		0		0	0	2	
11:15	8		8		0	0	16		23:15	0		0		0	0		
11:30	5		5		0	0	10		23:30	0		0		0	0		
11:45	5	22	9	26	0	0	14	48	23:45	1	3	1	1	0	0	2	4
TOTALS		270		239				509	TOTALS		383		268				651
SPLIT %		53.0%		47.0%				43.9%	SPLIT %		58.8%		41.2%				56.1%

DAILY TOTALS	NB	SB	EB	WB	Total
	653	507	0	0	1,160

AM Peak Hour	07:30	07:15			07:30	PM Peak Hour	13:45	13:45			13:45
AM Pk Volume	138	132			262	PM Pk Volume	107	94			201
Pk Hr Factor	0.515	0.611			0.541	Pk Hr Factor	0.425	0.810			0.546
7 - 9 Volume	162	156	0	0	318	4 - 6 Volume	83	52	0	0	135
7 - 9 Peak Hour	07:30	07:15			07:30	4 - 6 Peak Hour	16:00	16:30			16:00
7 - 9 Pk Volume	138	132	0	0	262	4 - 6 Pk Volume	51	32	0	0	78
Pk Hr Factor	0.515	0.611	0.000	0.000	0.541	Pk Hr Factor	0.750	0.889	0.000	0.000	0.780

Prepared by NDS/ATD

Project #: CA23_020030_026 **City:** Burbank

Location: S Mariposa St Bet. W Verdugo Ave & W Oak **Date:** 1/17/2023

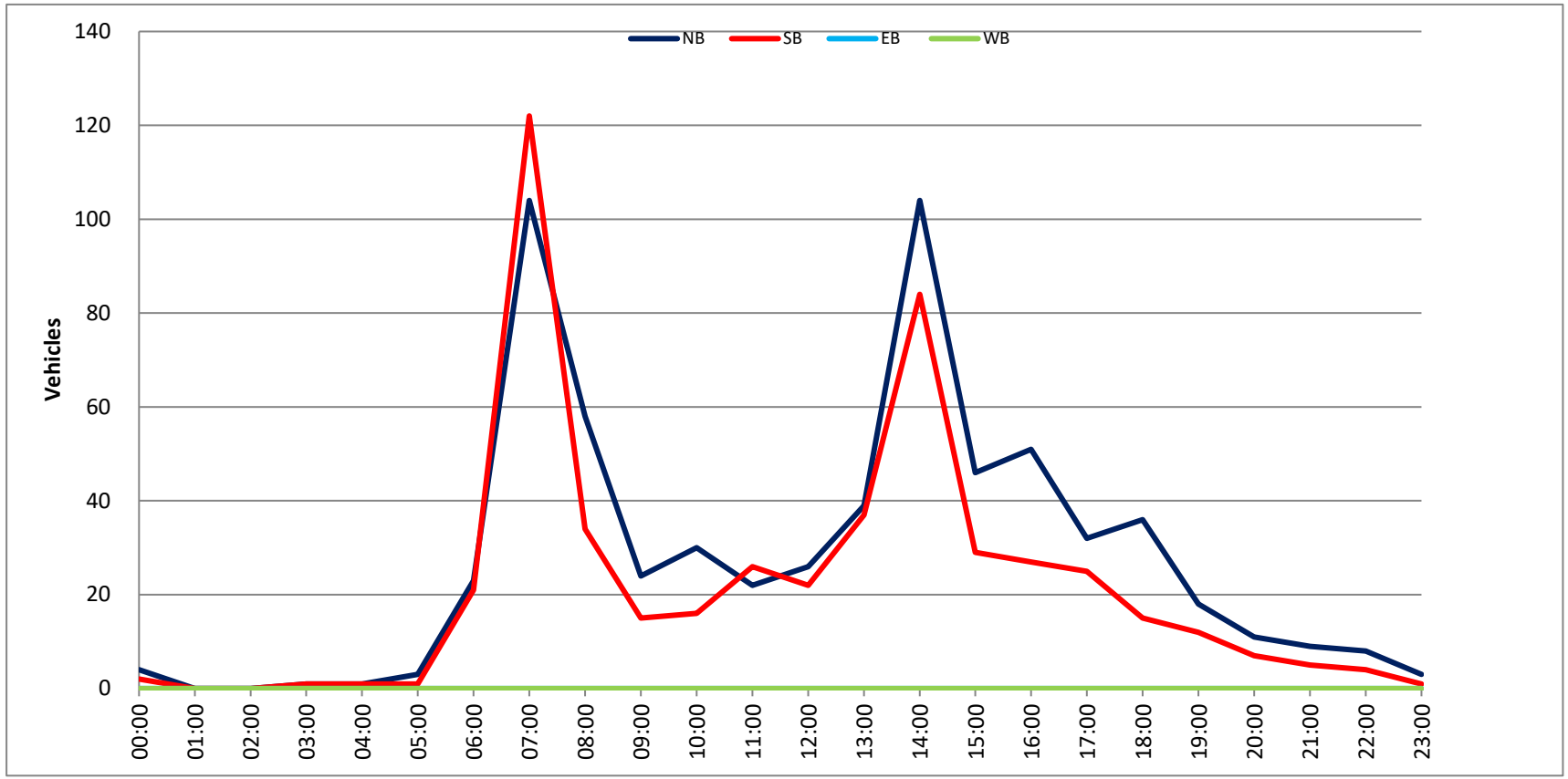

Prepared by National Data & Surveying Services

SPEED

S Mariposa St Bet. W Verdugo Ave & W Oak St

Day: Wednesday
Date: 1/18/2023

City: Burbank
Project #: CA23_020030_026n

North Bound

Time	< 15	15 - 19	20 - 24	25 - 29	30 - 34	35 - 39	40 - 44	45 - 49	50 - 54	55 - 59	60 - 64	65 - 69	70 +	Total
00:00 AM	0	0	0	0	0	0	0	0	0	0	0	0	0	0
00:15	0	0	0	0	0	0	0	0	0	0	0	0	0	0
00:30	0	0	0	0	0	0	0	0	0	0	0	0	0	0
00:45	0	0	0	0	0	0	0	0	0	0	0	0	0	0
01:00	0	0	0	0	0	0	0	0	0	0	0	0	0	0
01:15	0	0	0	0	0	0	0	0	0	0	0	0	0	0
01:30	0	0	0	0	0	0	0	0	0	0	0	0	0	0
01:45	0	0	0	0	0	0	0	0	0	0	0	0	0	0
02:00	0	0	0	0	0	0	0	0	0	0	0	0	0	0
02:15	0	0	0	0	0	0	0	0	0	0	0	0	0	0
02:30	0	0	0	0	0	0	0	0	0	0	0	0	0	0
02:45	0	0	0	0	0	0	0	0	0	0	0	0	0	0
03:00	0	0	0	0	1	0	0	0	0	0	0	0	0	1
03:15	0	0	0	0	0	0	0	0	0	0	0	0	0	0
03:30	0	0	0	0	0	0	0	0	0	0	0	0	0	0
03:45	0	0	0	0	0	0	0	0	0	0	0	0	0	0
04:00	0	0	0	0	0	0	0	0	0	0	0	0	0	0
04:15	0	0	0	0	0	0	0	0	0	0	0	0	0	0
04:30	0	0	0	0	0	0	0	0	0	0	0	0	0	0
04:45	0	0	0	0	1	0	0	0	0	0	0	0	0	1
05:00	0	0	0	0	0	0	0	0	0	0	0	0	0	0
05:15	1	0	0	1	0	0	0	0	0	0	0	0	0	2
05:30	0	0	0	0	1	0	0	0	0	0	0	0	0	1
05:45	1	0	0	1	0	0	0	0	0	0	0	0	0	2
06:00	0	0	1	1	2	0	0	0	0	0	0	0	0	4
06:15	0	0	1	0	1	1	0	0	0	0	0	0	0	3
06:30	0	0	0	2	0	0	0	0	0	0	0	0	0	2
06:45	0	1	3	6	1	1	0	0	0	0	0	0	0	12
07:00	0	1	0	1	2	0	0	0	0	0	0	0	0	4
07:15	0	1	1	2	1	0	0	0	0	0	0	0	0	5
07:30	0	6	10	17	1	1	1	0	0	0	0	0	0	36
07:45	1	11	28	20	5	0	1	0	0	0	0	0	0	66
08:00	1	1	8	10	3	1	0	0	0	0	0	0	0	24
08:15	2	1	3	3	5	0	0	0	0	0	0	0	0	14
08:30	0	1	2	3	1	1	0	0	0	0	0	0	0	8
08:45	0	2	1	1	1	0	0	0	0	0	0	0	0	5
09:00	0	0	1	2	2	1	0	0	0	0	0	0	0	6
09:15	0	0	0	5	1	1	0	0	0	0	0	0	0	7
09:30	0	1	2	3	1	1	0	0	0	0	0	0	0	8
09:45	0	0	2	4	2	1	0	0	0	0	0	0	0	9
10:00	0	0	1	3	2	0	0	0	0	0	0	0	0	6
10:15	1	1	0	3	0	0	0	0	0	0	0	0	0	5
10:30	1	0	2	0	2	0	0	0	0	0	0	0	0	5
10:45	0	1	0	1	3	1	0	0	0	0	0	0	0	6
11:00	1	0	2	1	1	0	0	0	0	0	0	0	0	5
11:15	0	0	3	3	1	1	1	0	0	0	0	0	0	9
11:30	0	0	2	1	1	2	0	0	0	0	0	0	0	6
11:45	0	1	2	1	2	0	0	0	0	0	0	0	0	6
12:00 PM	0	0	1	5	2	2	0	0	0	0	0	0	0	10
12:15	0	0	2	3	6	0	0	0	0	0	0	0	0	11
12:30	0	0	2	1	2	0	0	0	0	0	0	0	0	5
12:45	0	0	2	2	4	1	0	0	0	0	0	0	0	9
13:00	0	3	1	3	3	0	0	0	0	0	0	0	0	10
13:15	1	1	4	2	1	1	1	0	0	0	0	0	0	11
13:30	0	1	4	5	0	1	0	0	0	0	0	0	0	11
13:45	0	0	1	2	2	0	0	0	0	0	0	0	0	5
14:00	0	1	1	1	0	1	0	0	0	0	0	0	0	4
14:15	0	0	1	2	3	1	1	0	0	0	0	0	0	8
14:30	0	1	2	2	1	1	0	0	0	0	0	0	0	7
14:45	3	3	4	2	2	0	0	0	0	0	0	0	0	14
15:00	11	11	13	8	3	0	0	0	0	0	0	0	0	46
15:15	1	0	5	11	2	1	0	0	0	0	0	0	0	20
15:30	1	1	3	3	2	0	0	0	0	0	0	0	0	10
15:45	0	0	3	5	1	1	0	0	0	0	0	0	0	10
16:00	1	1	5	6	6	0	0	0	0	0	0	0	0	19
16:15	1	1	5	5	2	0	0	0	0	0	0	0	0	14
16:30	0	0	2	3	3	0	0	0	0	0	0	0	0	8
16:45	0	1	3	9	1	0	0	0	0	0	0	0	0	14
17:00	0	0	1	3	1	0	0	0	0	0	0	0	0	5
17:15	0	2	2	8	3	0	0	0	0	0	0	0	0	15
17:30	0	1	2	7	1	0	0	0	0	0	0	0	0	11
17:45	0	0	6	4	3	0	0	0	0	0	0	0	0	13
18:00	1	2	5	3	2	0	0	0	0	0	0	0	0	13
18:15	0	1	2	3	1	0	0	0	0	0	0	0	0	7
18:30	0	0	4	2	0	0	0	0	0	0	0	0	0	6
18:45	0	0	4	2	2	0	0	0	0	0	0	0	0	8
19:00	0	0	3	0	0	1	0	0	0	0	0	0	0	4
19:15	0	0	0	1	1	0	0	0	0	0	0	0	0	2
19:30	0	1	0	1	2	0	0	0	0	0	0	0	0	4
19:45	0	1	0	0	0	0	0	0	0	0	0	0	0	1
20:00	0	1	2	3	1	0	0	0	0	0	0	0	0	7
20:15	0	1	1	2	1	0	0	0	0	0	0	0	0	5
20:30	0	0	1	2	2	1	0	0	0	0	0	0	0	6
20:45	0	0	1	1	1	0	0	0	0	0	0	0	0	3
21:00	0	1	1	2	2	1	0	0	0	0	0	0	0	7
21:15	0	0	1	1	0	0	0	0	0	0	0	0	0	2
21:30	0	0	0	0	0	0	0	0	0	0	0	0	0	0
21:45	1	0	0	0	0	0	0	0	0	0	0	0	0	1
22:00	1	0	0	1	2	0	0	0	0	0	0	0	0	4
22:15	0	0	0	1	0	0	0	0	0	0	0	0	0	1
22:30	0	0	1	0	2	0	0	0	0	0	0	0	0	3
22:45	1	0	0	0	1	0	0	0	0	0	0	0	0	2
23:00	0	0	0	0	0	0	0	0	0	0	0	0	0	0
23:15	0	0	1	0	0	0	0	0	0	0	0	0	0	1
23:30	0	0	0	0	0	0	0	0	0	0	0	0	0	0
23:45	0	0	0	0	0	0	0	0	0	0	0	0	0	0
Totals	32	65	177	222	118	26	5							645
% of Totals	5%	10%	27%	34%	18%	4%	1%							100%

AM Volumes	9	29	75	95	44	13	3	0	0	0	0	0	0	268
% AM	1%	4%	12%	15%	7%	2%	0%							42%
AM Peak Hour	07:30	07:00	07:30	07:30	07:30	11:15	07:00							07:30
Volume	4	19	49	50	14	5	2							140
PM Volumes	23	36	102	127	74	13	2	0	0	0	0	0	0	377
% PM	4%	6%	16%	20%	11%	2%	0%							58%
PM Peak Hour	14:45	14:15	14:45	15:00	12:15	12:00	12:30							14:45
Volume	16	15	25	27	15	3	1							90

Directional Peak Periods	AM 7-9			NOON 12-2			PM 4-6			Off Peak Volumes		
All Classes	Volume	⟷	%	Volume	⟷	%	Volume	⟷	%	Volume	⟷	%
	162		25%	72		11%	99		15%	312		48%

Street Name	Direction	Percentiles					
		15th	50th	Average	85th	95th	ADT
S Mariposa St	North Bound	20	26	26	32	35	645
S Mariposa St	South Bound	17	24	24	30	34	530

Prepared by National Data & Surveying Services

SPEED

S Mariposa St Bet. W Verdugo Ave & W Oak St

Day: Wednesday
Date: 1/18/2023

City: Burbank
Project #: CA23_020030_026s

South Bound

Time	< 15	15 - 19	20 - 24	25 - 29	30 - 34	35 - 39	40 - 44	45 - 49	50 - 54	55 - 59	60 - 64	65 - 69	70 +	Total
00:00 AM	0	0	0	0	0	0	0	0	0	0	0	0	0	0
00:15	0	0	0	0	0	0	0	0	0	0	0	0	0	0
00:30	0	0	0	0	0	0	0	0	0	0	0	0	0	0
00:45	0	0	0	0	0	0	0	0	0	0	0	0	0	0
01:00	0	0	0	0	0	0	0	0	0	0	0	0	0	0
01:15	0	0	0	0	0	0	0	0	0	0	0	0	0	0
01:30	0	0	0	0	0	0	0	0	0	0	0	0	0	0
01:45	0	0	0	0	0	0	0	0	0	0	0	0	0	0
02:00	0	0	0	0	0	0	0	0	0	0	0	0	0	0
02:15	0	0	0	0	0	0	0	0	0	0	0	0	0	0
02:30	0	0	0	0	0	0	0	0	0	0	0	0	0	0
02:45	0	0	0	0	0	0	0	0	0	0	0	0	0	0
03:00	0	0	0	0	0	0	0	0	0	0	0	0	0	0
03:15	0	0	0	0	0	0	0	0	0	0	0	0	0	0
03:30	0	0	0	0	0	0	0	0	0	0	0	0	0	0
03:45	0	0	0	0	0	0	0	0	0	0	0	0	0	0
04:00	0	0	0	0	0	0	0	0	0	0	0	0	0	0
04:15	0	0	0	0	0	0	0	0	0	0	0	0	0	0
04:30	0	0	0	0	0	0	0	0	0	0	0	0	0	0
04:45	0	0	0	0	0	0	0	0	0	0	0	0	0	0
05:00	0	0	0	0	0	0	0	0	0	0	0	0	0	0
05:15	0	0	0	0	0	0	0	0	0	0	0	0	0	0
05:30	0	0	0	0	1	0	0	0	0	0	0	0	0	1
05:45	0	0	0	0	0	0	0	0	0	0	0	0	0	0
06:00	0	0	1	0	0	0	0	0	0	0	0	0	0	1
06:15	0	0	0	0	0	0	0	0	0	0	0	0	0	0
06:30	0	0	1	1	0	0	0	0	0	0	0	0	0	2
06:45	0	0	10	8	1	0	0	0	0	0	0	0	0	19
07:00	0	0	1	2	0	0	0	0	0	0	0	0	0	3
07:15	0	2	9	3	0	0	0	0	0	0	0	0	0	14
07:30	4	13	15	11	1	1	0	0	0	0	0	0	0	45
07:45	0	17	38	8	2	0	0	0	0	0	0	0	0	65
08:00	2	0	5	4	2	1	0	0	0	0	0	0	0	14
08:15	1	0	1	3	1	0	0	0	0	0	0	0	0	6
08:30	1	0	1	5	0	1	1	0	0	0	0	0	0	9
08:45	0	1	0	1	2	0	0	0	0	0	0	0	0	4
09:00	0	1	1	0	2	0	0	0	0	0	0	0	0	4
09:15	0	0	1	1	3	0	0	0	0	0	0	0	0	5
09:30	0	0	0	3	1	0	0	0	0	0	0	0	0	4
09:45	0	0	1	4	0	1	1	0	0	0	0	0	0	7
10:00	1	2	0	0	0	0	0	0	0	0	0	0	0	3
10:15	0	0	2	1	0	1	0	0	0	0	0	0	0	4
10:30	0	1	1	1	0	1	0	0	0	0	0	0	0	4
10:45	1	0	1	1	2	0	0	0	0	0	0	0	0	5
11:00	1	1	0	2	1	0	0	0	0	0	0	0	0	5
11:15	0	2	0	1	1	1	0	0	0	0	0	0	0	5
11:30	1	0	1	2	1	0	0	0	0	0	0	0	0	5
11:45	0	0	0	1	0	2	0	0	0	0	0	0	0	3
12:00 PM	0	1	1	3	1	0	0	0	0	0	0	0	0	6
12:15	1	0	0	1	3	0	0	0	0	0	0	0	0	5
12:30	1	0	2	1	3	0	1	0	0	0	0	0	0	8
12:45	2	1	2	0	4	0	0	0	0	0	0	0	0	9
13:00	0	0	1	1	1	1	0	0	0	0	0	0	0	4
13:15	0	2	2	1	0	0	0	0	0	0	0	0	0	5
13:30	0	1	1	1	1	0	0	0	0	0	0	0	0	4
13:45	0	0	1	2	3	0	0	0	0	0	0	0	0	6
14:00	1	0	4	2	0	0	0	0	0	0	0	0	0	7
14:15	0	1	0	1	2	0	0	0	0	0	0	0	0	4
14:30	1	6	7	4	0	0	0	0	0	0	0	0	0	18
14:45	6	4	11	8	6	0	0	0	0	0	0	0	0	35
15:00	9	12	10	3	1	0	0	0	0	0	0	0	0	35
15:15	1	2	2	3	4	0	0	0	0	0	0	0	0	12
15:30	0	2	4	4	1	0	0	0	0	0	0	0	0	11
15:45	1	2	4	4	2	0	0	0	0	0	0	0	0	13
16:00	0	0	3	7	2	0	1	0	0	0	0	0	0	13
16:15	1	0	3	2	1	0	0	0	0	0	0	0	0	7
16:30	1	0	1	1	2	2	0	0	0	0	0	0	0	7
16:45	0	0	1	3	0	0	0	0	0	0	0	0	0	4
17:00	1	0	4	3	1	0	0	0	0	0	0	0	0	9
17:15	1	0	2	2	0	0	0	0	0	0	0	0	0	5
17:30	0	1	2	2	0	0	0	0	0	0	0	0	0	5
17:45	0	1	3	2	0	0	0	0	0	0	0	0	0	6
18:00	1	1	1	3	0	0	0	0	0	0	0	0	0	6
18:15	0	1	1	2	1	0	0	0	0	0	0	0	0	5
18:30	1	1	4	3	0	0	0	0	0	0	0	0	0	9
18:45	0	0	2	2	1	1	0	0	0	0	0	0	0	6
19:00	0	0	0	3	0	0	0	0	0	0	0	0	0	3
19:15	0	0	0	2	1	0	0	0	0	0	0	0	0	3
19:30	0	0	0	1	0	0	0	0	0	0	0	0	0	1
19:45	0	0	0	0	0	0	0	0	0	0	0	0	0	0
20:00	1	3	2	0	0	0	0	0	0	0	0	0	0	6
20:15	0	0	2	2	0	0	0	0	0	0	0	0	0	4
20:30	0	0	0	0	0	0	0	0	0	0	0	0	0	0
20:45	0	0	0	1	0	1	0	0	0	0	0	0	0	2
21:00	0	0	0	1	0	1	0	0	0	0	0	0	0	2
21:15	0	0	1	2	0	0	0	0	0	0	0	0	0	3
21:30	0	0	0	0	0	0	0	0	0	0	0	0	0	0
21:45	1	0	0	1	0	0	0	0	0	0	0	0	0	2
22:00	0	0	0	0	0	0	0	0	0	0	0	0	0	0
22:15	0	1	0	1	0	0	0	0	0	0	0	0	0	2
22:30	0	0	0	0	0	0	0	0	0	0	0	0	0	0
22:45	1	0	0	0	0	0	0	0	0	0	0	0	0	1
23:00	0	0	0	0	0	0	0	0	0	0	0	0	0	0
23:15	0	0	0	0	0	0	0	0	0	0	0	0	0	0
23:30	0	0	0	0	0	0	0	0	0	0	0	0	0	0
23:45	0	0	0	0	0	0	0	0	0	0	0	0	0	0
Totals	44	83	174	148	62	15	4							530
% of Totals	8%	16%	33%	28%	12%	3%	1%							100%

AM Volumes	12	40	90	63	21	9	2	0	0	0	0	0	0	237
% AM	2%	8%	17%	12%	4%	2%	0%							45%
AM Peak Hour	07:30	07:00	07:15	07:15	08:45	09:45	07:45							07:15
Volume	7	32	67	26	8	3	1							138
PM Volumes	32	43	84	85	41	6	2	0	0	0	0	0	0	293
% PM	6%	8%	16%	16%	8%	1%	0%							55%
PM Peak Hour	14:30	14:30	14:30	14:30	14:45	15:45	12:00							14:30
Volume	17	24	30	18	12	2	1							100

Directional Peak Periods	AM 7-9			NOON 12-2			PM 4-6			Off Peak Volumes		
All Classes	Volume	⟷	%	Volume	⟷	%	Volume	⟷	%	Volume	⟷	%
	160		30%	47		9%	56		11%	267		50%

Street Name	Direction	Percentiles					
		15th	50th	Average	85th	95th	ADT
S Mariposa St	North Bound	20	26	26	32	35	645
S Mariposa St	South Bound	17	24	24	30	34	530

Prepared by National Data & Surveying Services

SPEED

S Mariposa St Bet. W Verdugo Ave & W Oak St

Day: Wednesday
Date: 1/18/2023

City: Burbank
Project #: CA23_020030_026

Summary

Time	< 15	15 - 19	20 - 24	25 - 29	30 - 34	35 - 39	40 - 44	45 - 49	50 - 54	55 - 59	60 - 64	65 - 69	70 +	Total
00:00 AM	0	0	0	0	0	0	0	0	0	0	0	0	0	0
00:15	0	0	0	0	0	0	0	0	0	0	0	0	0	0
00:30	0	0	0	0	0	0	0	0	0	0	0	0	0	0
00:45	0	0	0	0	0	0	0	0	0	0	0	0	0	0
01:00	0	0	0	0	0	0	0	0	0	0	0	0	0	0
01:15	0	0	0	0	0	0	0	0	0	0	0	0	0	0
01:30	0	0	0	0	0	0	0	0	0	0	0	0	0	0
01:45	0	0	0	0	0	0	0	0	0	0	0	0	0	0
02:00	0	0	0	0	0	0	0	0	0	0	0	0	0	0
02:15	0	0	0	0	0	0	0	0	0	0	0	0	0	0
02:30	0	0	0	0	0	0	0	0	0	0	0	0	0	0
02:45	0	0	0	0	0	0	0	0	0	0	0	0	0	0
03:00	0	0	0	0	1	0	0	0	0	0	0	0	0	1
03:15	0	0	0	0	0	0	0	0	0	0	0	0	0	0
03:30	0	0	0	0	0	0	0	0	0	0	0	0	0	0
03:45	0	0	0	0	0	0	0	0	0	0	0	0	0	0
04:00	0	0	0	0	0	0	0	0	0	0	0	0	0	0
04:15	0	0	0	0	0	0	0	0	0	0	0	0	0	0
04:30	0	0	0	0	0	0	0	0	0	0	0	0	0	0
04:45	0	0	0	0	1	0	0	0	0	0	0	0	0	1
05:00	0	0	0	0	0	0	0	0	0	0	0	0	0	0
05:15	1	0	0	1	0	0	0	0	0	0	0	0	0	2
05:30	0	0	0	0	2	0	0	0	0	0	0	0	0	2
05:45	1	0	0	1	0	0	0	0	0	0	0	0	0	2
06:00	0	0	2	1	2	0	0	0	0	0	0	0	0	5
06:15	0	0	1	0	1	1	0	0	0	0	0	0	0	3
06:30	0	0	1	3	0	0	0	0	0	0	0	0	0	4
06:45	0	1	13	14	2	1	0	0	0	0	0	0	0	31
07:00	0	1	1	3	2	0	0	0	0	0	0	0	0	7
07:15	0	3	10	5	1	0	0	0	0	0	0	0	0	19
07:30	4	19	25	28	2	2	1	0	0	0	0	0	0	81
07:45	1	28	66	28	7	0	1	0	0	0	0	0	0	131
08:00	3	1	13	14	5	2	0	0	0	0	0	0	0	38
08:15	3	1	4	6	6	0	0	0	0	0	0	0	0	20
08:30	1	1	3	8	1	2	1	0	0	0	0	0	0	17
08:45	0	3	1	2	3	0	0	0	0	0	0	0	0	9
09:00	0	1	2	2	4	1	0	0	0	0	0	0	0	10
09:15	0	0	1	6	4	1	0	0	0	0	0	0	0	12
09:30	0	1	2	6	2	1	0	0	0	0	0	0	0	12
09:45	0	0	3	8	2	2	1	0	0	0	0	0	0	16
10:00	1	2	1	3	2	0	0	0	0	0	0	0	0	9
10:15	1	1	2	4	0	1	0	0	0	0	0	0	0	9
10:30	1	1	3	1	2	1	0	0	0	0	0	0	0	9
10:45	1	1	1	2	5	1	0	0	0	0	0	0	0	11
11:00	2	1	2	3	2	0	0	0	0	0	0	0	0	10
11:15	0	2	3	4	2	2	1	0	0	0	0	0	0	14
11:30	1	0	3	3	2	2	0	0	0	0	0	0	0	11
11:45	0	1	2	2	2	2	0	0	0	0	0	0	0	9
12:00 PM	0	1	2	8	3	2	0	0	0	0	0	0	0	16
12:15	1	0	2	4	9	0	0	0	0	0	0	0	0	16
12:30	1	0	4	2	5	0	1	0	0	0	0	0	0	13
12:45	2	1	4	2	8	1	0	0	0	0	0	0	0	18
13:00	0	3	2	4	4	1	0	0	0	0	0	0	0	14
13:15	1	3	6	3	1	1	1	0	0	0	0	0	0	16
13:30	0	2	5	6	1	1	0	0	0	0	0	0	0	15
13:45	0	0	2	4	5	0	0	0	0	0	0	0	0	11
14:00	1	1	5	3	0	1	0	0	0	0	0	0	0	11
14:15	0	1	1	3	5	1	1	0	0	0	0	0	0	12
14:30	1	7	9	6	1	1	0	0	0	0	0	0	0	25
14:45	9	7	15	10	8	0	0	0	0	0	0	0	0	49
15:00	20	23	23	11	4	0	0	0	0	0	0	0	0	81
15:15	2	2	7	14	6	1	0	0	0	0	0	0	0	32
15:30	1	3	7	7	3	0	0	0	0	0	0	0	0	21
15:45	1	2	7	9	3	1	0	0	0	0	0	0	0	23
16:00	1	1	8	13	8	0	1	0	0	0	0	0	0	32
16:15	2	1	8	7	3	0	0	0	0	0	0	0	0	21
16:30	1	0	3	4	5	2	0	0	0	0	0	0	0	15
16:45	0	1	4	12	1	0	0	0	0	0	0	0	0	18
17:00	1	0	5	6	2	0	0	0	0	0	0	0	0	14
17:15	1	2	4	10	3	0	0	0	0	0	0	0	0	20
17:30	0	2	4	9	1	0	0	0	0	0	0	0	0	16
17:45	0	1	9	6	3	0	0	0	0	0	0	0	0	19
18:00	2	3	6	6	2	0	0	0	0	0	0	0	0	19
18:15	0	2	3	5	2	0	0	0	0	0	0	0	0	12
18:30	1	1	8	5	0	0	0	0	0	0	0	0	0	15
18:45	0	0	6	4	3	1	0	0	0	0	0	0	0	14
19:00	0	0	3	3	0	1	0	0	0	0	0	0	0	7
19:15	0	0	0	3	2	0	0	0	0	0	0	0	0	5
19:30	0	1	0	2	2	0	0	0	0	0	0	0	0	5
19:45	0	1	0	0	0	0	0	0	0	0	0	0	0	1
20:00	1	4	4	3	1	0	0	0	0	0	0	0	0	13
20:15	0	1	3	4	1	0	0	0	0	0	0	0	0	9
20:30	0	0	1	2	2	1	0	0	0	0	0	0	0	6
20:45	0	0	1	2	1	1	0	0	0	0	0	0	0	5
21:00	0	1	1	3	2	2	0	0	0	0	0	0	0	9
21:15	0	0	2	3	0	0	0	0	0	0	0	0	0	5
21:30	0	0	0	0	0	0	0	0	0	0	0	0	0	0
21:45	2	0	0	1	0	0	0	0	0	0	0	0	0	3
22:00	1	0	0	1	2	0	0	0	0	0	0	0	0	4
22:15	0	1	0	2	0	0	0	0	0	0	0	0	0	3
22:30	0	0	1	0	2	0	0	0	0	0	0	0	0	3
22:45	2	0	0	0	1	0	0	0	0	0	0	0	0	3
23:00	0	0	0	0	0	0	0	0	0	0	0	0	0	0
23:15	0	0	1	0	0	0	0	0	0	0	0	0	0	1
23:30	0	0	0	0	0	0	0	0	0	0	0	0	0	0
23:45	0	0	0	0	0	0	0	0	0	0	0	0	0	0
Totals	76	148	351	370	180	41	9							1175
% of Totals	6%	13%	30%	31%	15%	3%	1%							100%

AM Volumes	21	69	165	158	65	22	5	0	0	0	0	0	0	505
% AM	2%	6%	14%	13%	6%	2%	0%							43%
AM Peak Hour	07:30	07:00	07:15	07:30	07:30	11:15	07:00							07:30
Volume	11	51	114	76	20	8	2							270
PM Volumes	55	79	186	212	115	19	4	0	0	0	0	0	0	670
% PM	5%	7%	16%	18%	10%	2%	0%							57%
PM Peak Hour	14:30	14:30	14:30	15:15	12:15	12:45	12:30							14:30
Volume	32	39	54	43	26	4	2							187

Directional Peak Periods	AM 7-9			NOON 12-2			PM 4-6			Off Peak Volumes		
All Classes	Volume	↔	%	Volume	↔	%	Volume	↔	%	Volume	↔	%
	322		27%	119		10%	155		13%	579		49%

Street Name	Direction	Percentiles					
		15th	50th	Average	85th	95th	ADT
S Mariposa St	Summary	18	25	25	31	35	1175

Prepared by National Data & Surveying Services

SPEED

S Mariposa St Bet. W Verdugo Ave & W Oak St

Day: Wednesday
Date: 1/18/2023

City: Burbank
Project #: CA23_020030_026n

North Bound

Time	< 15	15 - 19	20 - 24	25 - 29	30 - 34	35 - 39	40 - 44	45 - 49	50 - 54	55 - 59	60 - 64	65 - 69	70 +	Total
00:00 AM	0	0	0	0	0	0	0	0	0	0	0	0	0	0
01:00	0	0	0	0	0	0	0	0	0	0	0	0	0	0
02:00	0	0	0	0	0	0	0	0	0	0	0	0	0	0
03:00	0	0	0	0	1	0	0	0	0	0	0	0	0	1
04:00	0	0	0	0	1	0	0	0	0	0	0	0	0	1
05:00	2	0	0	2	1	0	0	0	0	0	0	0	0	5
06:00	0	1	5	9	4	2	0	0	0	0	0	0	0	21
07:00	1	19	39	40	9	1	2	0	0	0	0	0	0	111
08:00	3	5	14	17	10	2	0	0	0	0	0	0	0	51
09:00	0	1	5	14	6	4	0	0	0	0	0	0	0	30
10:00	2	2	3	7	7	1	0	0	0	0	0	0	0	22
11:00	1	1	9	6	5	3	1	0	0	0	0	0	0	26
12:00 PM	0	0	7	11	14	3	0	0	0	0	0	0	0	35
13:00	1	5	10	12	6	2	1	0	0	0	0	0	0	37
14:00	3	5	8	7	6	3	1	0	0	0	0	0	0	33
15:00	13	12	24	27	8	2	0	0	0	0	0	0	0	86
16:00	2	3	15	23	12	0	0	0	0	0	0	0	0	55
17:00	0	3	11	22	8	0	0	0	0	0	0	0	0	44
18:00	1	3	15	10	5	0	0	0	0	0	0	0	0	34
19:00	0	2	3	2	3	1	0	0	0	0	0	0	0	11
20:00	0	2	5	8	5	1	0	0	0	0	0	0	0	21
21:00	1	1	2	3	2	1	0	0	0	0	0	0	0	10
22:00	2	0	1	2	5	0	0	0	0	0	0	0	0	10
23:00	0	0	1	0	0	0	0	0	0	0	0	0	0	1
Totals	32	65	177	222	118	26	5							645
% of Totals	5%	10%	27%	34%	18%	4%	1%							100%

AM Volumes	9	29	75	95	44	13	3	0	0	0	0	0	0	268
% AM	1%	4%	12%	15%	7%	2%	0%							42%
AM Peak Hour	08:00	07:00	07:00	07:00	08:00	09:00	07:00							07:00
Volume	3	19	39	40	10	4	2							111
PM Volumes	23	36	102	127	74	13	2	0	0	0	0	0	0	377
% PM	4%	6%	16%	20%	11%	2%	0%							58%
PM Peak Hour	15:00	15:00	15:00	15:00	12:00	12:00	13:00							15:00
Volume	13	12	24	27	14	3	1							86

Directional Peak Periods	AM 7-9			NOON 12-2			PM 4-6			Off Peak Volumes		
All Speeds	Volume	↔	%	Volume	↔	%	Volume	↔	%	Volume	↔	%
	162		25%	72		11%	99		15%	312		48%

Street Name	Direction	Percentiles					
		15th	50th	Average	85th	95th	ADT
S Mariposa St	North Bound	20	26	26	32	35	645
S Mariposa St	South Bound	17	24	24	30	34	530

Prepared by National Data & Surveying Services

SPEED

S Mariposa St Bet. W Verdugo Ave & W Oak St

Day: Wednesday
Date: 1/18/2023

City: Burbank
Project #: CA23_020030_026s

South Bound

Time	< 15	15 - 19	20 - 24	25 - 29	30 - 34	35 - 39	40 - 44	45 - 49	50 - 54	55 - 59	60 - 64	65 - 69	70 +	Total
00:00 AM	0	0	0	0	0	0	0	0	0	0	0	0	0	**0**
01:00	0	0	0	0	0	0	0	0	0	0	0	0	0	**0**
02:00	0	0	0	0	0	0	0	0	0	0	0	0	0	**0**
03:00	0	0	0	0	0	0	0	0	0	0	0	0	0	**0**
04:00	0	0	0	0	0	0	0	0	0	0	0	0	0	**0**
05:00	0	0	0	0	1	0	0	0	0	0	0	0	0	**1**
06:00	0	0	12	9	1	0	0	0	0	0	0	0	0	**22**
07:00	4	32	63	24	3	1	0	0	0	0	0	0	0	**127**
08:00	4	1	7	13	5	2	1	0	0	0	0	0	0	**33**
09:00	0	1	3	8	6	1	1	0	0	0	0	0	0	**20**
10:00	2	3	4	3	2	2	0	0	0	0	0	0	0	**16**
11:00	2	3	1	6	3	3	0	0	0	0	0	0	0	**18**
12:00 PM	4	2	5	5	11	0	1	0	0	0	0	0	0	**28**
13:00	0	3	5	5	5	1	0	0	0	0	0	0	0	**19**
14:00	8	11	22	15	8	0	0	0	0	0	0	0	0	**64**
15:00	11	18	20	14	8	0	0	0	0	0	0	0	0	**71**
16:00	2	0	8	13	5	2	1	0	0	0	0	0	0	**31**
17:00	2	2	11	9	1	0	0	0	0	0	0	0	0	**25**
18:00	2	3	8	10	2	1	0	0	0	0	0	0	0	**26**
19:00	0	0	0	6	1	0	0	0	0	0	0	0	0	**7**
20:00	1	3	4	3	0	1	0	0	0	0	0	0	0	**12**
21:00	1	0	1	4	0	1	0	0	0	0	0	0	0	**7**
22:00	1	1	0	1	0	0	0	0	0	0	0	0	0	**3**
23:00	0	0	0	0	0	0	0	0	0	0	0	0	0	**0**
Totals	**44**	**83**	**174**	**148**	**62**	**15**	**4**							**530**
% of Totals	8%	16%	33%	28%	12%	3%	1%							100%

AM Volumes	12	40	90	63	21	9	2	0	0	0	0	0	0	237
% AM	2%	8%	17%	12%	4%	2%	0%							45%
AM Peak Hour	07:00	07:00	07:00	07:00	09:00	11:00	08:00							07:00
Volume	4	32	63	24	6	3	1							127
PM Volumes	32	43	84	85	41	6	2	0	0	0	0	0	0	293
% PM	6%	8%	16%	16%	8%	1%	0%							55%
PM Peak Hour	15:00	15:00	14:00	14:00	12:00	16:00	12:00							15:00
Volume	11	18	22	15	11	2	1							71

Directional Peak Periods	**AM 7-9**			**NOON 12-2**			**PM 4-6**			**Off Peak Volumes**		
All Speeds	Volume	↔	%	Volume	↔	%	Volume	↔	%	Volume	↔	%
	160		30%	47		9%	56		11%	267		50%

Street Name	Direction	Percentiles					
		15th	50th	Average	85th	95th	ADT
S Mariposa St	North Bound	20	26	26	32	35	645
S Mariposa St	South Bound	17	24	24	30	34	530

Prepared by National Data & Surveying Services

SPEED

S Mariposa St Bet. W Verdugo Ave & W Oak St

Day: Wednesday
Date: 1/18/2023

City: Burbank
Project #: CA23_020030_026

Summary

Time	< 15	15 - 19	20 - 24	25 - 29	30 - 34	35 - 39	40 - 44	45 - 49	50 - 54	55 - 59	60 - 64	65 - 69	70 +	Total
00:00 AM	0	0	0	0	0	0	0	0	0	0	0	0	0	0
01:00	0	0	0	0	0	0	0	0	0	0	0	0	0	0
02:00	0	0	0	0	0	0	0	0	0	0	0	0	0	0
03:00	0	0	0	0	1	0	0	0	0	0	0	0	0	1
04:00	0	0	0	0	1	0	0	0	0	0	0	0	0	1
05:00	2	0	0	2	2	0	0	0	0	0	0	0	0	6
06:00	0	1	17	18	5	2	0	0	0	0	0	0	0	43
07:00	5	51	102	64	12	2	2	0	0	0	0	0	0	238
08:00	7	6	21	30	15	4	1	0	0	0	0	0	0	84
09:00	0	2	8	22	12	5	1	0	0	0	0	0	0	50
10:00	4	5	7	10	9	3	0	0	0	0	0	0	0	38
11:00	3	4	10	12	8	6	1	0	0	0	0	0	0	44
12:00 PM	4	2	12	16	25	3	1	0	0	0	0	0	0	63
13:00	1	8	15	17	11	3	1	0	0	0	0	0	0	56
14:00	11	16	30	22	14	3	1	0	0	0	0	0	0	97
15:00	24	30	44	41	16	2	0	0	0	0	0	0	0	157
16:00	4	3	23	36	17	2	1	0	0	0	0	0	0	86
17:00	2	5	22	31	9	0	0	0	0	0	0	0	0	69
18:00	3	6	23	20	7	1	0	0	0	0	0	0	0	60
19:00	0	2	3	8	4	1	0	0	0	0	0	0	0	18
20:00	1	5	9	11	5	2	0	0	0	0	0	0	0	33
21:00	2	1	3	7	2	2	0	0	0	0	0	0	0	17
22:00	3	1	1	3	5	0	0	0	0	0	0	0	0	13
23:00	0	0	1	0	0	0	0	0	0	0	0	0	0	1
Totals	76	148	351	370	180	41	9							1175
% of Totals	6%	13%	30%	31%	15%	3%	1%							100%

AM Volumes	21	69	165	158	65	22	5	0	0	0	0	0	0	505
% AM	2%	6%	14%	13%	6%	2%	0%							43%
AM Peak Hour	08:00	07:00	07:00	07:00	08:00	11:00	07:00							07:00
Volume	7	51	102	64	15	6	2							238
PM Volumes	55	79	186	212	115	19	4	0	0	0	0	0	0	670
% PM	5%	7%	16%	18%	10%	2%	0%							57%
PM Peak Hour	15:00	15:00	15:00	15:00	12:00	12:00	12:00							15:00
Volume	24	30	44	41	25	3	1							157

Directional Peak Periods	AM 7-9			NOON 12-2			PM 4-6			Off Peak Volumes		
All Speeds	Volume		%	Volume		%	Volume		%	Volume		%
	322	↔	27%	119	↔	10%	155	↔	13%	579	↔	49%

Street Name	Direction	Percentiles					
		15th	50th	Average	85th	95th	ADT
S Mariposa St	Summary	18	25	25	31	35	1175

Prepared by NDS/ATD

Prepared by National Data & Surveying Services

VOLUME

S Mariposa St Bet. W Verdugo Ave & W Oak St

Day: Wednesday
Date: 1/18/2023

City: Burbank
Project #: CA23_020030_026

DAILY TOTALS	NB	SB	EB	WB	Total
	645	530	0	0	1,175

AM Period	NB		SB		EB	WB	TOTAL		PM Period	NB		SB		EB	WB	TOTAL	
00:00	0		0		0	0			12:00	10		6		0	0	16	
00:15	0		0		0	0			12:15	11		5		0	0	16	
00:30	0		0		0	0			12:30	5		8		0	0	13	
00:45	0		0		0	0			12:45	9	35	9	28	0	0	18	63
01:00	0		0		0	0			13:00	10		4		0	0	14	
01:15	0		0		0	0			13:15	11		5		0	0	16	
01:30	0		0		0	0			13:30	11		4		0	0	15	
01:45	0		0		0	0			13:45	5	37	6	19	0	0	11	56
02:00	0		0		0	0			14:00	4		7		0	0	11	
02:15	0		0		0	0			14:15	8		4		0	0	12	
02:30	0		0		0	0			14:30	7		18		0	0	25	
02:45	0		0		0	0			14:45	14	33	35	64	0	0	49	97
03:00	1		0		0	0	1		15:00	46		35		0	0	81	
03:15	0		0		0	0			15:15	20		12		0	0	32	
03:30	0		0		0	0			15:30	10		11		0	0	21	
03:45	0	1	0		0	0		1	15:45	10	86	13	71	0	0	23	157
04:00	0		0		0	0			16:00	19		13		0	0	32	
04:15	0		0		0	0			16:15	14		7		0	0	21	
04:30	0		0		0	0			16:30	8		7		0	0	15	
04:45	1	1	0		0	0	1	1	16:45	14	55	4	31	0	0	18	86
05:00	0		0		0	0			17:00	5		9		0	0	14	
05:15	2		0		0	0	2		17:15	15		5		0	0	20	
05:30	1		1		0	0	2		17:30	11		5		0	0	16	
05:45	2	5	0	1	0	0	2	6	17:45	13	44	6	25	0	0	19	69
06:00	4		1		0	0	5		18:00	13		6		0	0	19	
06:15	3		0		0	0	3		18:15	7		5		0	0	12	
06:30	2		2		0	0	4		18:30	6		9		0	0	15	
06:45	12	21	19	22	0	0	31	43	18:45	8	34	6	26	0	0	14	60
07:00	4		3		0	0	7		19:00	4		3		0	0	7	
07:15	5		14		0	0	19		19:15	2		3		0	0	5	
07:30	36		45		0	0	81		19:30	4		1		0	0	5	
07:45	66	111	65	127	0	0	131	238	19:45	1	11	0	7	0	0	1	18
08:00	24		14		0	0	38		20:00	7		6		0	0	13	
08:15	14		6		0	0	20		20:15	5		4		0	0	9	
08:30	8		9		0	0	17		20:30	6		0		0	0	6	
08:45	5	51	4	33	0	0	9	84	20:45	3	21	2	12	0	0	5	33
09:00	6		4		0	0	10		21:00	7		2		0	0	9	
09:15	7		5		0	0	12		21:15	2		3		0	0	5	
09:30	8		4		0	0	12		21:30	0		0		0	0		
09:45	9	30	7	20	0	0	16	50	21:45	1	10	2	7	0	0	3	17
10:00	6		3		0	0	9		22:00	4		0		0	0	4	
10:15	5		4		0	0	9		22:15	1		2		0	0	3	
10:30	5		4		0	0	9		22:30	3		0		0	0	3	
10:45	6	22	5	16	0	0	11	38	22:45	2	10	1	3	0	0	3	13
11:00	5		5		0	0	10		23:00	0		0		0	0		
11:15	9		5		0	0	14		23:15	1		0		0	0	1	
11:30	6		5		0	0	11		23:30	0		0		0	0		
11:45	6	26	3	18	0	0	9	44	23:45	0	1	0		0	0		1
TOTALS		268		237				505	TOTALS		377		293				670
SPLIT %		53.1%		46.9%				43.0%	SPLIT %		56.3%		43.7%				57.0%

DAILY TOTALS	NB	SB	EB	WB	Total
	645	530	0	0	1,175

AM Peak Hour	07:30	07:15			07:30	PM Peak Hour	14:45	14:30			14:30
AM Pk Volume	140	138			270	PM Pk Volume	90	100			187
Pk Hr Factor	0.530	0.531			0.515	Pk Hr Factor	0.489	0.714			0.577
7 - 9 Volume	162	160	0	0	322	4 - 6 Volume	99	56	0	0	155
7 - 9 Peak Hour	07:30	07:15			07:30	4 - 6 Peak Hour	16:00	16:00			16:00
7 - 9 Pk Volume	140	138	0	0	270	4 - 6 Pk Volume	55	31	0	0	86
Pk Hr Factor	0.530	0.531	0.000	0.000	0.515	Pk Hr Factor	0.724	0.596	0.000	0.000	0.672

Prepared by NDS/ATD

Project #: CA23_020030_026 **City:** Burbank

Location: S Mariposa St Bet. W Verdugo Ave & W Oak **Date:** 1/18/2023

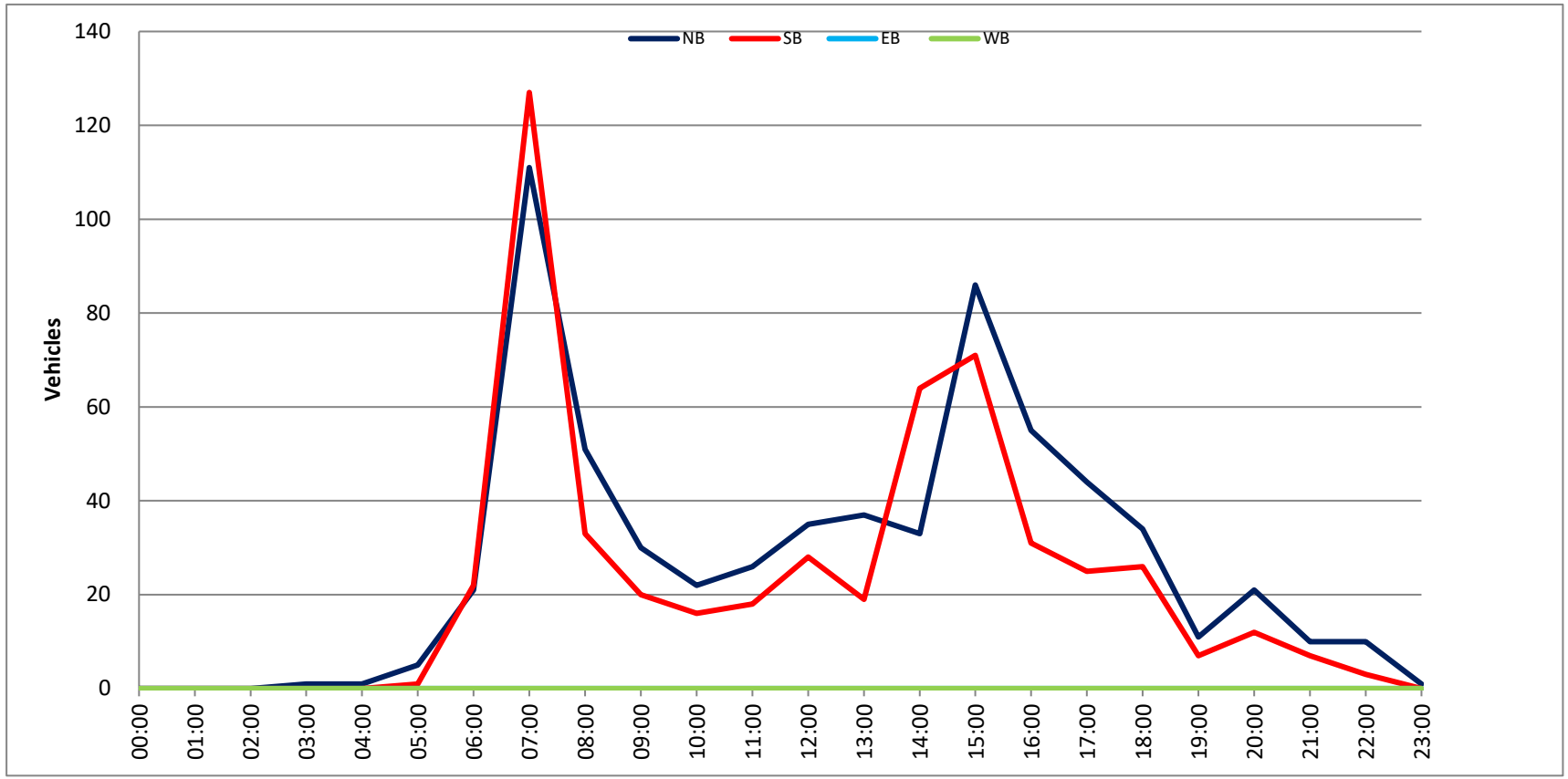

Prepared by National Data & Surveying Services

SPEED

S Mariposa St Bet. W Verdugo Ave & W Oak St

Day: Thursday
Date: 1/19/2023

City: Burbank
Project #: CA23_020030_026n

North Bound

Time	< 15	15 - 19	20 - 24	25 - 29	30 - 34	35 - 39	40 - 44	45 - 49	50 - 54	55 - 59	60 - 64	65 - 69	70 +	Total
00:00 AM	0	0	0	0	0	0	0	0	0	0	0	0	0	0
00:15	0	0	0	0	0	0	0	0	0	0	0	0	0	0
00:30	0	0	1	0	0	0	0	0	0	0	0	0	0	1
00:45	0	0	0	0	0	0	0	0	0	0	0	0	0	0
01:00	0	0	0	0	0	0	0	0	0	0	0	0	0	0
01:15	0	0	0	0	0	0	0	0	0	0	0	0	0	0
01:30	0	0	0	0	0	0	0	0	0	0	0	0	0	0
01:45	0	0	0	0	0	0	0	0	0	0	0	0	0	0
02:00	0	0	0	0	0	0	0	0	0	0	0	0	0	0
02:15	0	0	0	0	0	0	0	0	0	0	0	0	0	0
02:30	0	0	0	0	1	0	0	0	0	0	0	0	0	1
02:45	0	0	0	0	0	0	0	0	0	0	0	0	0	0
03:00	0	0	0	0	0	0	0	0	0	0	0	0	0	0
03:15	0	0	0	0	0	0	0	0	0	0	0	0	0	0
03:30	0	0	0	0	0	0	0	0	0	0	0	0	0	0
03:45	0	0	0	0	0	0	0	0	0	0	0	0	0	0
04:00	0	0	0	0	0	0	0	0	0	0	0	0	0	0
04:15	0	0	0	0	0	0	0	0	0	0	0	0	0	0
04:30	0	0	0	1	0	0	0	0	0	0	0	0	0	1
04:45	0	0	0	0	0	0	0	0	0	0	0	0	0	0
05:00	0	0	0	0	0	0	0	0	0	0	0	0	0	0
05:15	0	0	0	0	0	0	0	0	0	0	0	0	0	0
05:30	1	0	0	0	1	0	0	0	0	0	0	0	0	2
05:45	0	0	0	0	2	1	0	0	0	0	0	0	0	3
06:00	0	0	0	0	0	0	0	0	0	0	0	0	0	0
06:15	0	1	1	0	1	0	0	0	0	0	0	0	0	3
06:30	0	0	0	1	2	0	0	0	0	0	0	0	0	3
06:45	0	1	2	5	2	0	0	0	0	0	0	0	0	10
07:00	0	2	2	1	1	0	0	0	0	0	0	0	0	6
07:15	0	0	5	4	0	0	0	0	0	0	0	0	0	9
07:30	0	4	9	13	3	0	0	0	0	0	0	0	0	29
07:45	2	14	28	18	5	2	0	0	0	0	0	0	0	69
08:00	0	0	10	9	3	2	0	0	0	0	0	0	0	24
08:15	3	0	2	3	2	0	0	0	0	0	0	0	0	10
08:30	1	0	0	6	1	0	0	0	0	0	0	0	0	8
08:45	0	0	0	1	2	0	0	0	0	0	0	0	0	3
09:00	0	0	1	3	3	1	0	0	0	0	0	0	0	8
09:15	0	0	1	4	0	0	0	0	0	0	0	0	0	5
09:30	1	0	0	1	2	1	0	0	0	0	0	0	0	5
09:45	1	1	1	1	1	0	0	0	0	0	0	0	0	5
10:00	0	0	0	2	1	1	0	0	0	0	0	0	0	4
10:15	0	1	2	5	3	0	0	0	0	0	0	0	0	11
10:30	0	0	3	2	2	1	0	0	0	0	0	0	0	8
10:45	0	2	1	2	1	1	0	0	0	0	0	0	0	7
11:00	0	2	2	3	2	0	1	0	0	0	0	0	0	10
11:15	0	0	2	5	0	1	0	0	0	0	0	0	0	8
11:30	0	0	3	4	2	1	0	0	0	0	0	0	0	10
11:45	1	1	2	1	0	0	0	0	0	0	0	0	0	5
12:00 PM	0	0	2	5	4	1	0	0	0	0	0	0	0	12
12:15	1	1	0	0	6	1	0	0	0	0	0	0	0	9
12:30	0	0	2	5	2	1	0	0	0	0	0	0	0	10
12:45	0	1	2	1	5	1	0	0	0	0	0	0	0	10
13:00	0	0	1	0	2	0	1	0	0	0	0	0	0	4
13:15	0	0	3	3	3	1	0	0	0	0	0	0	0	10
13:30	0	0	2	2	2	1	0	0	0	0	0	0	0	7
13:45	0	0	0	4	1	0	0	0	0	0	0	0	0	5
14:00	0	2	2	3	2	0	0	0	0	0	0	0	0	9
14:15	1	0	3	5	0	0	0	0	0	0	0	0	0	9
14:30	0	0	1	7	1	0	0	0	0	0	0	0	0	9
14:45	8	2	3	2	4	0	0	0	0	0	0	0	0	19
15:00	19	17	18	6	1	0	0	0	0	0	0	0	0	61
15:15	0	2	2	9	2	1	0	0	0	0	0	0	0	16
15:30	0	1	2	4	8	3	0	0	0	0	0	0	0	18
15:45	1	1	6	7	0	1	0	0	0	0	0	0	0	16
16:00	0	0	4	5	2	0	0	0	0	0	0	0	0	11
16:15	0	1	3	4	2	1	0	0	0	0	0	0	0	11
16:30	1	0	1	4	4	3	0	0	0	0	0	0	0	13
16:45	0	0	2	6	3	2	0	0	0	0	0	0	0	13
17:00	0	0	4	6	3	0	0	0	0	0	0	0	0	13
17:15	0	0	9	8	2	0	0	0	0	0	0	0	0	19
17:30	0	0	1	4	2	0	0	0	0	0	0	0	0	7
17:45	0	0	1	6	0	0	0	0	0	0	0	0	0	7
18:00	0	0	2	1	4	0	0	0	0	0	0	0	0	7
18:15	0	0	4	3	2	0	0	0	0	0	0	0	0	9
18:30	0	1	2	3	0	0	0	0	0	0	0	0	0	6
18:45	0	0	2	3	1	0	0	0	0	0	0	0	0	6
19:00	0	1	1	1	1	1	0	0	0	0	0	0	0	5
19:15	0	0	2	1	1	1	0	0	0	0	0	0	0	5
19:30	0	0	0	0	0	0	1	0	0	0	0	0	0	1
19:45	0	1	0	1	0	0	0	0	0	0	0	0	0	2
20:00	0	0	0	1	1	0	0	0	0	0	0	0	0	2
20:15	0	2	1	0	0	0	0	0	0	0	0	0	0	3
20:30	0	0	1	2	2	0	0	0	0	0	0	0	0	5
20:45	0	0	0	0	1	0	0	0	0	0	0	0	0	1
21:00	0	0	1	1	1	0	0	0	0	0	0	0	0	3
21:15	0	0	0	1	0	0	0	0	0	0	0	0	0	1
21:30	0	1	2	2	0	0	0	0	0	0	0	0	0	5
21:45	0	0	2	0	0	0	0	0	0	0	0	0	0	2
22:00	0	0	1	0	0	0	0	0	0	0	0	0	0	1
22:15	0	0	1	1	0	0	0	0	0	0	0	0	0	2
22:30	0	1	0	0	0	0	0	0	0	0	0	0	0	1
22:45	0	0	0	1	0	0	0	0	0	0	0	0	0	1
23:00	1	0	0	1	0	0	0	0	0	0	0	0	0	2
23:15	0	0	0	0	0	0	0	0	0	0	0	0	0	0
23:30	0	0	0	0	0	0	0	0	0	0	0	0	0	0
23:45	0	0	0	0	0	0	0	0	0	0	0	0	0	0
Totals	42	64	174	224	118	31	3							656
% of Totals	6%	10%	27%	34%	18%	5%	0%							100%

AM Volumes	10	29	78	95	43	12	1	0	0	0	0	0	0	268
% AM	2%	4%	12%	14%	7%	2%	0%							41%
AM Peak Hour	07:45	07:00	07:15	07:15	07:30	07:15	10:15							07:30
Volume	6	20	52	44	13	4	1							132
PM Volumes	32	35	96	129	75	19	2	0	0	0	0	0	0	388
% PM	5%	5%	15%	20%	11%	3%	0%							59%
PM Peak Hour	14:15	14:45	15:00	15:00	12:00	16:00	12:15							14:45
Volume	28	22	28	26	17	6	1							114

Directional Peak Periods	AM 7-9			NOON 12-2			PM 4-6			Off Peak Volumes		
All Classes	Volume	⟷	%	Volume	⟷	%	Volume	⟷	%	Volume	⟷	%
	158		24%	67		10%	94		14%	337		51%

Street Name	Direction	Percentiles					
		15th	50th	Average	85th	95th	ADT
S Mariposa St	North Bound	19	26	26	32	35	656
S Mariposa St	South Bound	16	24	23	30	34	531

Prepared by National Data & Surveying Services

SPEED

S Mariposa St Bet. W Verdugo Ave & W Oak St

Day: Thursday
Date: 1/19/2023

City: Burbank
Project #: CA23_020030_026s

South Bound

Time	< 15	15 - 19	20 - 24	25 - 29	30 - 34	35 - 39	40 - 44	45 - 49	50 - 54	55 - 59	60 - 64	65 - 69	70 +	Total
00:00 AM	0	0	0	0	0	0	0	0	0	0	0	0	0	0
00:15	0	0	0	0	0	0	0	0	0	0	0	0	0	0
00:30	0	0	0	0	0	0	0	0	0	0	0	0	0	0
00:45	0	0	0	0	0	0	0	0	0	0	0	0	0	0
01:00	0	0	0	0	0	0	0	0	0	0	0	0	0	0
01:15	0	0	0	0	0	0	0	0	0	0	0	0	0	0
01:30	0	0	0	0	0	0	0	0	0	0	0	0	0	0
01:45	0	0	0	0	0	0	0	0	0	0	0	0	0	0
02:00	0	0	0	0	0	0	0	0	0	0	0	0	0	0
02:15	0	0	0	0	0	0	0	0	0	0	0	0	0	0
02:30	0	0	0	0	0	0	0	0	0	0	0	0	0	0
02:45	0	0	0	0	0	0	0	0	0	0	0	0	0	0
03:00	0	0	0	0	0	0	0	0	0	0	0	0	0	0
03:15	0	0	0	0	0	0	0	0	0	0	0	0	0	0
03:30	0	0	0	0	0	0	0	0	0	0	0	0	0	0
03:45	0	0	0	0	0	0	0	0	0	0	0	0	0	0
04:00	0	0	0	0	0	0	0	0	0	0	0	0	0	0
04:15	0	0	0	0	0	0	0	0	0	0	0	0	0	0
04:30	0	0	0	0	0	0	0	0	0	0	0	0	0	0
04:45	0	0	0	0	0	0	0	0	0	0	0	0	0	0
05:00	0	0	0	0	0	0	0	0	0	0	0	0	0	0
05:15	0	1	0	0	0	0	0	0	0	0	0	0	0	1
05:30	0	0	0	0	0	0	0	0	0	0	0	0	0	0
05:45	0	0	0	1	0	0	0	0	0	0	0	0	0	1
06:00	0	1	0	0	0	0	0	0	0	0	0	0	0	1
06:15	0	1	0	0	0	0	0	0	0	0	0	0	0	1
06:30	0	0	0	1	1	0	0	0	0	0	0	0	0	2
06:45	0	1	5	7	3	1	0	0	0	0	0	0	0	17
07:00	0	0	2	2	0	0	0	0	0	0	0	0	0	4
07:15	1	7	5	1	2	0	0	0	0	0	0	0	0	16
07:30	0	8	21	10	2	0	0	0	0	0	0	0	0	41
07:45	6	14	23	16	4	1	0	0	0	0	0	0	0	64
08:00	1	0	2	4	2	1	0	0	0	0	0	0	0	10
08:15	3	1	3	3	4	1	0	0	0	0	0	0	0	15
08:30	0	1	2	3	1	0	0	0	0	0	0	0	0	7
08:45	0	1	2	1	1	0	1	0	0	0	0	0	0	6
09:00	1	0	1	1	1	0	0	0	0	0	0	0	0	4
09:15	1	0	2	2	1	0	0	0	0	0	0	0	0	6
09:30	0	0	1	0	0	0	0	0	0	0	0	0	0	1
09:45	0	0	2	6	3	0	0	0	0	0	0	0	0	11
10:00	0	0	2	1	2	0	0	0	0	0	0	0	0	5
10:15	0	0	2	2	3	0	0	0	0	0	0	0	0	7
10:30	0	0	0	3	0	0	0	0	0	0	0	0	0	3
10:45	0	0	2	1	0	0	0	0	0	0	0	0	0	3
11:00	0	1	5	0	0	0	0	0	0	0	0	0	0	6
11:15	1	0	3	2	2	0	0	0	0	0	0	0	0	8
11:30	1	2	0	4	2	0	0	0	0	0	0	0	0	9
11:45	0	1	2	5	0	0	0	0	0	0	0	0	0	8
12:00 PM	1	0	0	1	0	0	0	0	0	0	0	0	0	2
12:15	0	0	3	3	0	1	0	0	0	0	0	0	0	7
12:30	0	3	0	2	2	0	0	0	0	0	0	0	0	7
12:45	2	1	2	1	0	0	0	0	0	0	0	0	0	6
13:00	0	0	1	1	2	0	0	0	0	0	0	0	0	4
13:15	1	1	1	2	2	1	0	0	0	0	0	0	0	8
13:30	0	0	3	3	1	0	0	0	0	0	0	0	0	7
13:45	1	1	1	4	0	0	0	0	0	0	0	0	0	7
14:00	0	2	2	4	5	0	0	0	0	0	0	0	0	13
14:15	0	0	3	2	1	0	0	0	0	0	0	0	0	6
14:30	1	4	1	6	1	1	0	0	0	0	0	0	0	14
14:45	3	5	7	1	1	0	0	0	0	0	0	0	0	17
15:00	24	9	5	2	0	0	0	0	0	0	0	0	0	40
15:15	1	1	1	1	2	0	0	0	0	0	0	0	0	6
15:30	0	2	3	4	0	1	0	0	0	0	0	0	0	10
15:45	0	1	5	8	2	0	0	0	0	0	0	0	0	16
16:00	0	0	1	3	4	0	0	0	0	0	0	0	0	8
16:15	1	2	2	3	1	0	0	0	0	0	0	0	0	9
16:30	1	1	3	0	0	1	0	0	0	0	0	0	0	6
16:45	0	1	1	6	0	0	0	0	0	0	0	0	0	8
17:00	0	0	1	2	1	0	0	0	0	0	0	0	0	4
17:15	0	0	2	7	1	0	0	0	0	0	0	0	0	10
17:30	1	0	2	1	2	0	0	0	0	0	0	0	0	6
17:45	0	1	3	1	1	0	0	0	0	0	0	0	0	6
18:00	0	1	1	2	0	0	0	0	0	0	0	0	0	4
18:15	0	1	4	2	0	0	0	0	0	0	0	0	0	7
18:30	0	2	1	2	2	0	1	0	0	0	0	0	0	8
18:45	1	1	0	2	0	0	0	0	0	0	0	0	0	4
19:00	0	1	0	1	1	0	0	0	0	0	0	0	0	3
19:15	1	1	1	1	0	0	0	0	0	0	0	0	0	4
19:30	0	0	1	3	0	0	1	0	0	0	0	0	0	5
19:45	0	0	1	1	0	0	0	0	0	0	0	0	0	2
20:00	0	0	1	1	0	0	0	0	0	0	0	0	0	2
20:15	0	1	1	0	0	0	0	0	0	0	0	0	0	2
20:30	0	1	0	0	0	0	0	0	0	0	0	0	0	1
20:45	0	0	0	0	0	0	0	0	0	0	0	0	0	0
21:00	1	0	0	0	0	0	0	0	0	0	0	0	0	1
21:15	0	0	0	0	0	0	0	0	0	0	0	0	0	0
21:30	0	0	0	0	0	0	0	0	0	0	0	0	0	0
21:45	0	0	0	0	0	0	0	0	0	0	0	0	0	0
22:00	0	0	0	0	1	0	0	0	0	0	0	0	0	1
22:15	0	0	1	0	0	0	0	0	0	0	0	0	0	1
22:30	1	0	0	0	0	0	0	0	0	0	0	0	0	1
22:45	0	0	0	0	0	0	0	0	0	0	0	0	0	0
23:00	1	0	0	0	0	0	0	0	0	0	0	0	0	1
23:15	0	0	0	0	0	0	0	0	0	0	0	0	0	0
23:30	0	0	0	0	0	0	0	0	0	0	0	0	0	0
23:45	0	0	0	0	0	0	0	0	0	0	0	0	0	0
Totals	57	84	152	159	67	9	3							531
% of Totals	11%	16%	29%	30%	13%	2%	1%							100%

AM Volumes	15	40	87	76	34	4	1	0	0	0	0	0	0	257
% AM	3%	8%	16%	14%	6%	1%	0%							48%
AM Peak Hour	07:30	07:00	07:00	07:30	07:30	07:30	08:00							07:15
Volume	10	29	51	33	12	3	1							131
PM Volumes	42	44	65	83	33	5	2	0	0	0	0	0	0	274
% PM	8%	8%	12%	16%	6%	1%	0%							52%
PM Peak Hour	14:30	14:30	14:15	15:30	13:15	12:00	17:45							14:15
Volume	29	19	16	18	8	1	1							77

Directional Peak Periods	AM 7-9			NOON 12-2			PM 4-6			Off Peak Volumes		
All Classes	Volume	⟷	%	Volume	⟷	%	Volume	⟷	%	Volume	⟷	%
	163		31%	48		9%	57		11%	263		50%

Street Name	Direction	Percentiles					
		15th	50th	Average	85th	95th	ADT
S Mariposa St	North Bound	19	26	26	32	35	656
S Mariposa St	South Bound	16	24	23	30	34	531

Prepared by National Data & Surveying Services

SPEED

S Mariposa St Bet. W Verdugo Ave & W Oak St

Day: Thursday
Date: 1/19/2023

City: Burbank
Project #: CA23_020030_026

Summary

Time	< 15	15 - 19	20 - 24	25 - 29	30 - 34	35 - 39	40 - 44	45 - 49	50 - 54	55 - 59	60 - 64	65 - 69	70 +	Total
00:00 AM	0	0	0	0	0	0	0	0	0	0	0	0	0	0
00:15	0	0	0	0	0	0	0	0	0	0	0	0	0	0
00:30	0	0	1	0	0	0	0	0	0	0	0	0	0	1
00:45	0	0	0	0	0	0	0	0	0	0	0	0	0	0
01:00	0	0	0	0	0	0	0	0	0	0	0	0	0	0
01:15	0	0	0	0	0	0	0	0	0	0	0	0	0	0
01:30	0	0	0	0	0	0	0	0	0	0	0	0	0	0
01:45	0	0	0	0	0	0	0	0	0	0	0	0	0	0
02:00	0	0	0	0	0	0	0	0	0	0	0	0	0	0
02:15	0	0	0	0	0	0	0	0	0	0	0	0	0	0
02:30	0	0	0	0	1	0	0	0	0	0	0	0	0	1
02:45	0	0	0	0	0	0	0	0	0	0	0	0	0	0
03:00	0	0	0	0	0	0	0	0	0	0	0	0	0	0
03:15	0	0	0	0	0	0	0	0	0	0	0	0	0	0
03:30	0	0	0	0	0	0	0	0	0	0	0	0	0	0
03:45	0	0	0	0	0	0	0	0	0	0	0	0	0	0
04:00	0	0	0	0	0	0	0	0	0	0	0	0	0	0
04:15	0	0	0	0	0	0	0	0	0	0	0	0	0	0
04:30	0	0	0	1	0	0	0	0	0	0	0	0	0	1
04:45	0	0	0	0	0	0	0	0	0	0	0	0	0	0
05:00	0	0	0	0	0	0	0	0	0	0	0	0	0	0
05:15	0	1	0	0	0	0	0	0	0	0	0	0	0	1
05:30	1	0	0	0	1	0	0	0	0	0	0	0	0	2
05:45	0	0	0	1	2	1	0	0	0	0	0	0	0	4
06:00	0	1	0	0	0	0	0	0	0	0	0	0	0	1
06:15	0	2	1	0	1	0	0	0	0	0	0	0	0	4
06:30	0	0	0	2	3	0	0	0	0	0	0	0	0	5
06:45	0	2	7	12	5	1	0	0	0	0	0	0	0	27
07:00	0	2	4	3	1	0	0	0	0	0	0	0	0	10
07:15	1	7	10	5	2	0	0	0	0	0	0	0	0	25
07:30	0	12	30	23	5	0	0	0	0	0	0	0	0	70
07:45	8	28	51	34	9	3	0	0	0	0	0	0	0	133
08:00	1	0	12	13	5	3	0	0	0	0	0	0	0	34
08:15	6	1	5	6	6	1	0	0	0	0	0	0	0	25
08:30	1	1	2	9	2	0	0	0	0	0	0	0	0	15
08:45	0	1	2	2	3	0	1	0	0	0	0	0	0	9
09:00	1	0	2	4	4	1	0	0	0	0	0	0	0	12
09:15	1	0	3	6	1	0	0	0	0	0	0	0	0	11
09:30	1	0	1	1	2	1	0	0	0	0	0	0	0	6
09:45	1	1	3	7	4	0	0	0	0	0	0	0	0	16
10:00	0	0	2	3	3	1	0	0	0	0	0	0	0	9
10:15	0	1	4	7	6	0	0	0	0	0	0	0	0	18
10:30	0	0	3	5	2	1	0	0	0	0	0	0	0	11
10:45	0	2	3	3	1	1	0	0	0	0	0	0	0	10
11:00	0	3	7	3	2	0	1	0	0	0	0	0	0	16
11:15	1	0	5	7	2	1	0	0	0	0	0	0	0	16
11:30	1	2	3	8	4	1	0	0	0	0	0	0	0	19
11:45	1	2	4	6	0	0	0	0	0	0	0	0	0	13
12:00 PM	1	0	2	6	4	1	0	0	0	0	0	0	0	14
12:15	1	1	3	3	6	2	0	0	0	0	0	0	0	16
12:30	0	3	2	7	4	1	0	0	0	0	0	0	0	17
12:45	2	2	4	2	5	1	0	0	0	0	0	0	0	16
13:00	0	0	2	1	4	0	1	0	0	0	0	0	0	8
13:15	1	1	4	5	5	2	0	0	0	0	0	0	0	18
13:30	0	0	5	5	3	1	0	0	0	0	0	0	0	14
13:45	1	1	1	8	1	0	0	0	0	0	0	0	0	12
14:00	0	4	4	7	7	0	0	0	0	0	0	0	0	22
14:15	1	0	6	7	1	0	0	0	0	0	0	0	0	15
14:30	1	4	2	13	2	1	0	0	0	0	0	0	0	23
14:45	11	7	10	3	5	0	0	0	0	0	0	0	0	36
15:00	43	26	23	8	1	0	0	0	0	0	0	0	0	101
15:15	1	3	3	10	4	1	0	0	0	0	0	0	0	22
15:30	0	3	5	8	8	4	0	0	0	0	0	0	0	28
15:45	1	2	11	15	2	1	0	0	0	0	0	0	0	32
16:00	0	0	5	8	6	0	0	0	0	0	0	0	0	19
16:15	1	3	5	7	3	1	0	0	0	0	0	0	0	20
16:30	2	1	4	4	4	4	0	0	0	0	0	0	0	19
16:45	0	1	3	12	3	2	0	0	0	0	0	0	0	21
17:00	0	0	5	8	4	0	0	0	0	0	0	0	0	17
17:15	0	0	11	15	3	0	0	0	0	0	0	0	0	29
17:30	1	0	3	5	4	0	0	0	0	0	0	0	0	13
17:45	0	1	4	7	1	0	0	0	0	0	0	0	0	13
18:00	0	1	3	3	4	0	0	0	0	0	0	0	0	11
18:15	0	1	8	5	2	0	0	0	0	0	0	0	0	16
18:30	0	3	3	5	2	0	1	0	0	0	0	0	0	14
18:45	1	1	2	5	1	0	0	0	0	0	0	0	0	10
19:00	0	2	1	2	2	1	0	0	0	0	0	0	0	8
19:15	1	1	3	2	1	1	0	0	0	0	0	0	0	9
19:30	0	0	1	3	0	0	2	0	0	0	0	0	0	6
19:45	0	1	1	2	0	0	0	0	0	0	0	0	0	4
20:00	0	0	1	2	1	0	0	0	0	0	0	0	0	4
20:15	0	3	2	0	0	0	0	0	0	0	0	0	0	5
20:30	0	1	1	2	2	0	0	0	0	0	0	0	0	6
20:45	0	0	0	0	1	0	0	0	0	0	0	0	0	1
21:00	1	0	1	1	1	0	0	0	0	0	0	0	0	4
21:15	0	0	0	1	0	0	0	0	0	0	0	0	0	1
21:30	0	1	2	2	0	0	0	0	0	0	0	0	0	5
21:45	0	0	2	0	0	0	0	0	0	0	0	0	0	2
22:00	0	0	1	0	1	0	0	0	0	0	0	0	0	2
22:15	0	0	2	1	0	0	0	0	0	0	0	0	0	3
22:30	1	1	0	0	0	0	0	0	0	0	0	0	0	2
22:45	0	0	0	1	0	0	0	0	0	0	0	0	0	1
23:00	2	0	0	1	0	0	0	0	0	0	0	0	0	3
23:15	0	0	0	0	0	0	0	0	0	0	0	0	0	0
23:30	0	0	0	0	0	0	0	0	0	0	0	0	0	0
23:45	0	0	0	0	0	0	0	0	0	0	0	0	0	0
Totals	99	148	325	383	185	40	6							1187
% of Totals	8%	12%	27%	32%	16%	3%	1%							100%

AM Volumes	25	69	165	171	77	16	2	0	0	0	0	0	0	525
% AM	2%	6%	14%	14%	6%	1%	0%							44%
AM Peak Hour	07:45	07:00	07:15	07:30	07:30	07:30	08:00							07:15
Volume	16	49	103	76	25	7	1							262
PM Volumes	74	79	161	212	108	24	4	0	0	0	0	0	0	662
% PM	6%	7%	14%	18%	9%	2%	0%							56%
PM Peak Hour	14:15	14:30	15:00	15:00	15:15	16:00	18:45							14:45
Volume	56	40	42	41	20	7	2							187

Directional Peak Periods	AM 7-9			NOON 12-2			PM 4-6			Off Peak Volumes		
All Classes	Volume	⟷	%	Volume	⟷	%	Volume	⟷	%	Volume	⟷	%
	321		27%	115		10%	151		13%	600		51%

Street Name	Direction	Percentiles					
		15th	50th	Average	85th	95th	ADT
S Mariposa St	Summary	18	25	25	31	35	1187

Prepared by National Data & Surveying Services

SPEED

S Mariposa St Bet. W Verdugo Ave & W Oak St

Day: Thursday
Date: 1/19/2023

City: Burbank
Project #: CA23_020030_026n

North Bound

Time	< 15	15 - 19	20 - 24	25 - 29	30 - 34	35 - 39	40 - 44	45 - 49	50 - 54	55 - 59	60 - 64	65 - 69	70 +	Total
00:00 AM	0	0	1	0	0	0	0	0	0	0	0	0	0	1
01:00	0	0	0	0	0	0	0	0	0	0	0	0	0	0
02:00	0	0	0	0	1	0	0	0	0	0	0	0	0	1
03:00	0	0	0	0	0	0	0	0	0	0	0	0	0	0
04:00	0	0	0	1	0	0	0	0	0	0	0	0	0	1
05:00	1	0	0	0	3	1	0	0	0	0	0	0	0	5
06:00	0	2	3	6	5	0	0	0	0	0	0	0	0	16
07:00	2	20	44	36	9	2	0	0	0	0	0	0	0	113
08:00	4	0	12	19	8	2	0	0	0	0	0	0	0	45
09:00	2	1	3	9	6	2	0	0	0	0	0	0	0	23
10:00	0	3	6	11	7	3	0	0	0	0	0	0	0	30
11:00	1	3	9	13	4	2	1	0	0	0	0	0	0	33
12:00 PM	1	2	6	11	17	4	0	0	0	0	0	0	0	41
13:00	0	0	6	9	8	2	1	0	0	0	0	0	0	26
14:00	9	4	9	17	7	0	0	0	0	0	0	0	0	46
15:00	20	21	28	26	11	5	0	0	0	0	0	0	0	111
16:00	1	1	10	19	11	6	0	0	0	0	0	0	0	48
17:00	0	0	15	24	7	0	0	0	0	0	0	0	0	46
18:00	0	1	10	10	7	0	0	0	0	0	0	0	0	28
19:00	0	2	3	3	2	2	1	0	0	0	0	0	0	13
20:00	0	2	2	3	4	0	0	0	0	0	0	0	0	11
21:00	0	1	5	4	1	0	0	0	0	0	0	0	0	11
22:00	0	1	2	2	0	0	0	0	0	0	0	0	0	5
23:00	1	0	0	1	0	0	0	0	0	0	0	0	0	2
Totals	42	64	174	224	118	31	3							656
% of Totals	6%	10%	27%	34%	18%	5%	0%							100%

AM Volumes	10	29	78	95	43	12	1	0	0	0	0	0	0	268
% AM	2%	4%	12%	14%	7%	2%	0%							41%
AM Peak Hour	08:00	07:00	07:00	07:00	07:00	10:00	11:00							07:00
Volume	4	20	44	36	9	3	1							113
PM Volumes	32	35	96	129	75	19	2	0	0	0	0	0	0	388
% PM	5%	5%	15%	20%	11%	3%	0%							59%
PM Peak Hour	15:00	15:00	15:00	15:00	12:00	16:00	13:00							15:00
Volume	20	21	28	26	17	6	1							111

Directional Peak Periods	AM 7-9			NOON 12-2			PM 4-6			Off Peak Volumes		
All Speeds	Volume		%	Volume		%	Volume		%	Volume		%
	158	↔	24%	67	↔	10%	94	↔	14%	337	↔	51%

Street Name	Direction	Percentiles					
		15th	50th	Average	85th	95th	ADT
S Mariposa St	North Bound	19	26	26	32	35	656
S Mariposa St	South Bound	16	24	23	30	34	531

Prepared by National Data & Surveying Services

SPEED

S Mariposa St Bet. W Verdugo Ave & W Oak St

Day: Thursday
Date: 1/19/2023

City: Burbank
Project #: CA23_020030_026s

South Bound

Time	< 15	15 - 19	20 - 24	25 - 29	30 - 34	35 - 39	40 - 44	45 - 49	50 - 54	55 - 59	60 - 64	65 - 69	70 +	Total
00:00 AM	0	0	0	0	0	0	0	0	0	0	0	0	0	**0**
01:00	0	0	0	0	0	0	0	0	0	0	0	0	0	**0**
02:00	0	0	0	0	0	0	0	0	0	0	0	0	0	**0**
03:00	0	0	0	0	0	0	0	0	0	0	0	0	0	**0**
04:00	0	0	0	0	0	0	0	0	0	0	0	0	0	**0**
05:00	0	1	0	1	0	0	0	0	0	0	0	0	0	**2**
06:00	0	3	5	8	4	1	0	0	0	0	0	0	0	**21**
07:00	7	29	51	29	8	1	0	0	0	0	0	0	0	**125**
08:00	4	3	9	11	8	2	1	0	0	0	0	0	0	**38**
09:00	2	0	6	9	5	0	0	0	0	0	0	0	0	**22**
10:00	0	0	6	7	5	0	0	0	0	0	0	0	0	**18**
11:00	2	4	10	11	4	0	0	0	0	0	0	0	0	**31**
12:00 PM	3	4	5	7	2	1	0	0	0	0	0	0	0	**22**
13:00	2	2	6	10	5	1	0	0	0	0	0	0	0	**26**
14:00	4	11	13	13	8	1	0	0	0	0	0	0	0	**50**
15:00	25	13	14	15	4	1	0	0	0	0	0	0	0	**72**
16:00	2	4	7	12	5	1	0	0	0	0	0	0	0	**31**
17:00	1	1	8	11	5	0	0	0	0	0	0	0	0	**26**
18:00	1	5	6	8	2	0	1	0	0	0	0	0	0	**23**
19:00	1	2	3	6	1	0	1	0	0	0	0	0	0	**14**
20:00	0	2	2	1	0	0	0	0	0	0	0	0	0	**5**
21:00	1	0	0	0	0	0	0	0	0	0	0	0	0	**1**
22:00	1	0	1	0	1	0	0	0	0	0	0	0	0	**3**
23:00	1	0	0	0	0	0	0	0	0	0	0	0	0	**1**
Totals	**57**	**84**	**152**	**159**	**67**	**9**	**3**							**531**
% of Totals	11%	16%	29%	30%	13%	2%	1%							100%

AM Volumes	15	40	87	76	34	4	1	0	0	0	0	0	0	257
% AM	3%	8%	16%	14%	6%	1%	0%							48%
AM Peak Hour	07:00	07:00	07:00	07:00	07:00	08:00	08:00							07:00
Volume	7	29	51	29	8	2	1							125
PM Volumes	42	44	65	83	33	5	2	0	0	0	0	0	0	274
% PM	8%	8%	12%	16%	6%	1%	0%							52%
PM Peak Hour	15:00	15:00	15:00	15:00	14:00	12:00	18:00							15:00
Volume	25	13	14	15	8	1	1							72

Directional Peak Periods	**AM 7-9**			**NOON 12-2**			**PM 4-6**			**Off Peak Volumes**		
All Speeds	Volume		%	Volume		%	Volume		%	Volume		%
	163	↔	31%	48	↔	9%	57	↔	11%	263	↔	50%

Street Name	Direction	Percentiles					
		15th	50th	Average	85th	95th	ADT
S Mariposa St	North Bound	19	26	26	32	35	656
S Mariposa St	South Bound	16	24	23	30	34	531

Prepared by National Data & Surveying Services

SPEED

S Mariposa St Bet. W Verdugo Ave & W Oak St

Day: Thursday
Date: 1/19/2023

City: Burbank
Project #: CA23_020030_026

Summary

Time	< 15	15 - 19	20 - 24	25 - 29	30 - 34	35 - 39	40 - 44	45 - 49	50 - 54	55 - 59	60 - 64	65 - 69	70 +	Total
00:00 AM	0	0	1	0	0	0	0	0	0	0	0	0	0	1
01:00	0	0	0	0	0	0	0	0	0	0	0	0	0	0
02:00	0	0	0	0	1	0	0	0	0	0	0	0	0	1
03:00	0	0	0	0	0	0	0	0	0	0	0	0	0	0
04:00	0	0	0	1	0	0	0	0	0	0	0	0	0	1
05:00	1	1	0	1	3	1	0	0	0	0	0	0	0	7
06:00	0	5	8	14	9	1	0	0	0	0	0	0	0	37
07:00	9	49	95	65	17	3	0	0	0	0	0	0	0	238
08:00	8	3	21	30	16	4	1	0	0	0	0	0	0	83
09:00	4	1	9	18	11	2	0	0	0	0	0	0	0	45
10:00	0	3	12	18	12	3	0	0	0	0	0	0	0	48
11:00	3	7	19	24	8	2	1	0	0	0	0	0	0	64
12:00 PM	4	6	11	18	19	5	0	0	0	0	0	0	0	63
13:00	2	2	12	19	13	3	1	0	0	0	0	0	0	52
14:00	13	15	22	30	15	1	0	0	0	0	0	0	0	96
15:00	45	34	42	41	15	6	0	0	0	0	0	0	0	183
16:00	3	5	17	31	16	7	0	0	0	0	0	0	0	79
17:00	1	1	23	35	12	0	0	0	0	0	0	0	0	72
18:00	1	6	16	18	9	0	1	0	0	0	0	0	0	51
19:00	1	4	6	9	3	2	2	0	0	0	0	0	0	27
20:00	0	4	4	4	4	0	0	0	0	0	0	0	0	16
21:00	1	1	5	4	1	0	0	0	0	0	0	0	0	12
22:00	1	1	3	2	1	0	0	0	0	0	0	0	0	8
23:00	2	0	0	1	0	0	0	0	0	0	0	0	0	3
Totals	99	148	326	383	185	40	6							1187
% of Totals	8%	12%	27%	32%	16%	3%	1%							100%

AM Volumes	25	69	165	171	77	16	2	0	0	0	0	0	0	525
% AM	2%	6%	14%	14%	6%	1%	0%							44%
AM Peak Hour	07:00	07:00	07:00	07:00	07:00	08:00	08:00							07:00
Volume	9	49	95	65	17	4	1							238
PM Volumes	74	79	161	212	108	24	4	0	0	0	0	0	0	662
% PM	6%	7%	14%	18%	9%	2%	0%							56%
PM Peak Hour	15:00	15:00	15:00	15:00	12:00	16:00	19:00							15:00
Volume	45	34	42	41	19	7	2							183

Directional Peak Periods	AM 7-9			NOON 12-2			PM 4-6			Off Peak Volumes		
All Speeds	Volume		%	Volume		%	Volume		%	Volume		%
	321	↔	27%	115	↔	10%	151	↔	13%	600	↔	51%

Street Name	Direction	Percentiles					
		15th	50th	Average	85th	95th	ADT
S Mariposa St	Summary	18	25	25	31	35	1187

Prepared by NDS/ATD

Prepared by National Data & Surveying Services

VOLUME

S Mariposa St Bet. W Verdugo Ave & W Oak St

Day: Thursday
Date: 1/19/2023

City: Burbank
Project #: CA23_020030_026

DAILY TOTALS	NB	SB	EB	WB	Total
	656	531	0	0	1,187

AM Period	NB		SB		EB	WB	TOTAL		PM Period	NB		SB		EB	WB	TOTAL	
00:00	0		0		0	0			12:00	12		2		0	0	14	
00:15	0		0		0	0			12:15	9		7		0	0	16	
00:30	1		0		0	0	1		12:30	10		7		0	0	17	
00:45	0	1	0		0	0		1	12:45	10	41	6	22	0	0	16	63
01:00	0		0		0	0			13:00	4		4		0	0	8	
01:15	0		0		0	0			13:15	10		8		0	0	18	
01:30	0		0		0	0			13:30	7		7		0	0	14	
01:45	0		0		0	0			13:45	5	26	7	26	0	0	12	52
02:00	0		0		0	0			14:00	9		13		0	0	22	
02:15	0		0		0	0			14:15	9		6		0	0	15	
02:30	1		0		0	0	1		14:30	9		14		0	0	23	
02:45	0	1	0		0	0		1	14:45	19	46	17	50	0	0	36	96
03:00	0		0		0	0			15:00	61		40		0	0	101	
03:15	0		0		0	0			15:15	16		6		0	0	22	
03:30	0		0		0	0			15:30	18		10		0	0	28	
03:45	0		0		0	0			15:45	16	111	16	72	0	0	32	183
04:00	0		0		0	0			16:00	11		8		0	0	19	
04:15	0		0		0	0			16:15	11		9		0	0	20	
04:30	1		0		0	0	1		16:30	13		6		0	0	19	
04:45	0	1	0		0	0		1	16:45	13	48	8	31	0	0	21	79
05:00	0		0		0	0			17:00	13		4		0	0	17	
05:15	0		1		0	0	1		17:15	19		10		0	0	29	
05:30	2		0		0	0	2		17:30	7		6		0	0	13	
05:45	3	5	1	2	0	0	4	7	17:45	7	46	6	26	0	0	13	72
06:00	0		1		0	0	1		18:00	7		4		0	0	11	
06:15	3		1		0	0	4		18:15	9		7		0	0	16	
06:30	3		2		0	0	5		18:30	6		8		0	0	14	
06:45	10	16	17	21	0	0	27	37	18:45	6	28	4	23	0	0	10	51
07:00	6		4		0	0	10		19:00	5		3		0	0	8	
07:15	9		16		0	0	25		19:15	5		4		0	0	9	
07:30	29		41		0	0	70		19:30	1		5		0	0	6	
07:45	69	113	64	125	0	0	133	238	19:45	2	13	2	14	0	0	4	27
08:00	24		10		0	0	34		20:00	2		2		0	0	4	
08:15	10		15		0	0	25		20:15	3		2		0	0	5	
08:30	8		7		0	0	15		20:30	5		1		0	0	6	
08:45	3	45	6	38	0	0	9	83	20:45	1	11	0	5	0	0	1	16
09:00	8		4		0	0	12		21:00	3		1		0	0	4	
09:15	5		6		0	0	11		21:15	1		0		0	0	1	
09:30	5		1		0	0	6		21:30	5		0		0	0	5	
09:45	5	23	11	22	0	0	16	45	21:45	2	11	0	1	0	0	2	12
10:00	4		5		0	0	9		22:00	1		1		0	0	2	
10:15	11		7		0	0	18		22:15	2		1		0	0	3	
10:30	8		3		0	0	11		22:30	1		1		0	0	2	
10:45	7	30	3	18	0	0	10	48	22:45	1	5	0	3	0	0	1	8
11:00	10		6		0	0	16		23:00	2		1		0	0	3	
11:15	8		8		0	0	16		23:15	0		0		0	0		
11:30	10		9		0	0	19		23:30	0		0		0	0		
11:45	5	33	8	31	0	0	13	64	23:45	0	2	0	1	0	0		3
TOTALS		268		257				525	TOTALS		388		274				662
SPLIT %		51.0%		49.0%				44.2%	SPLIT %		58.6%		41.4%				55.8%

DAILY TOTALS	NB	SB	EB	WB	Total
	656	531	0	0	1,187

AM Peak Hour	07:30	07:15			07:15	PM Peak Hour	14:45	14:15			14:45
AM Pk Volume	132	131			262	PM Pk Volume	114	77			187
Pk Hr Factor	0.478	0.512			0.492	Pk Hr Factor	0.467	0.481			0.463
7 - 9 Volume	158	163	0	0	321	4 - 6 Volume	94	57	0	0	151
7 - 9 Peak Hour	07:30	07:15			07:15	4 - 6 Peak Hour	16:30	16:00			16:30
7 - 9 Pk Volume	132	131	0	0	262	4 - 6 Pk Volume	58	31	0	0	86
Pk Hr Factor	0.478	0.512	0.000	0.000	0.492	Pk Hr Factor	0.763	0.861	0.000	0.000	0.741

Prepared by NDS/ATD

Project #: CA23_020030_026 **City:** Burbank

Location: S Mariposa St Bet. W Verdugo Ave & W Oak **Date:** 1/19/2023

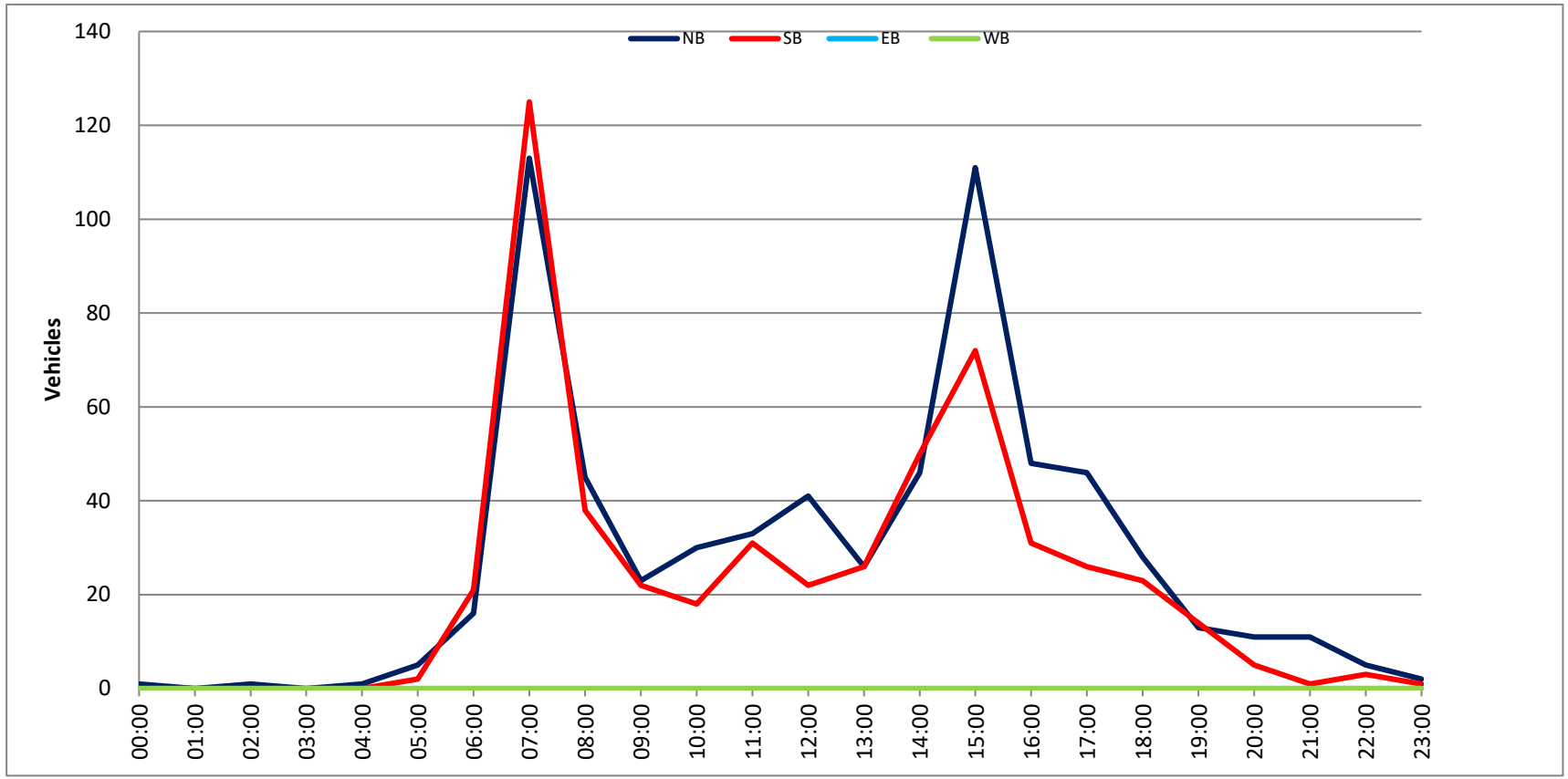

Prepared by National Data & Surveying Services

SPEED

S Virginia Ave Bet. W Verdugo Ave & W Oak St

Day: Tuesday
Date: 1/17/2023

City: Burbank
Project #: CA23_020030_029n

North Bound

Time	< 15	15 - 19	20 - 24	25 - 29	30 - 34	35 - 39	40 - 44	45 - 49	50 - 54	55 - 59	60 - 64	65 - 69	70 +	Total
0:00 AM	0	0	0	0	0	0	0	0	0	0	0	0	0	0
0:15	0	0	0	0	0	0	0	0	0	0	0	0	0	0
0:30	0	0	1	0	0	0	0	0	0	0	0	0	0	1
0:45	0	0	0	0	0	0	0	0	0	0	0	0	0	0
1:00	0	0	0	0	0	0	0	0	0	0	0	0	0	0
1:15	0	0	0	0	0	0	0	0	0	0	0	0	0	0
1:30	0	0	0	0	0	0	0	0	0	0	0	0	0	0
1:45	0	0	0	0	0	0	0	0	0	0	0	0	0	0
2:00	0	0	1	0	0	0	0	0	0	0	0	0	0	1
2:15	0	0	0	0	0	0	0	0	0	0	0	0	0	0
2:30	0	0	0	0	0	0	0	0	0	0	0	0	0	0
2:45	0	0	0	0	0	0	0	0	0	0	0	0	0	0
3:00	0	0	0	0	0	0	0	0	0	0	0	0	0	0
3:15	0	0	0	0	0	0	0	0	0	0	0	0	0	0
3:30	0	0	0	0	0	0	0	0	0	0	0	0	0	0
3:45	0	0	0	0	0	0	0	0	0	0	0	0	0	0
4:00	0	0	0	1	0	0	0	0	0	0	0	0	0	1
4:15	0	0	0	0	0	0	0	0	0	0	0	0	0	0
4:30	0	0	0	0	0	0	0	0	0	0	0	0	0	0
4:45	0	0	0	0	0	0	0	0	0	0	0	0	0	0
5:00	0	0	0	0	0	0	0	0	0	0	0	0	0	0
5:15	0	0	0	1	0	0	0	0	0	0	0	0	0	1
5:30	0	0	0	0	0	0	0	0	0	0	0	0	0	0
5:45	0	0	0	0	0	0	0	0	0	0	0	0	0	0
6:00	0	0	0	0	0	0	0	0	0	0	0	0	0	0
6:15	0	0	0	0	0	0	0	0	0	0	0	0	0	0
6:30	0	0	0	1	0	0	0	0	0	0	0	0	0	1
6:45	0	0	0	1	0	0	0	0	0	0	0	0	0	1
7:00	0	0	0	1	0	0	0	0	0	0	0	0	0	1
7:15	2	0	2	0	2	0	0	0	0	0	0	0	0	6
7:30	0	1	7	3	1	2	0	0	0	0	0	0	0	14
7:45	0	1	13	22	11	0	1	0	0	0	0	0	0	48
8:00	0	0	0	2	0	0	0	0	0	0	0	0	0	2
8:15	2	0	0	3	0	0	0	0	0	0	0	0	0	5
8:30	0	1	0	1	0	0	0	0	0	0	0	0	0	2
8:45	0	0	0	1	0	0	0	0	0	0	0	0	0	1
9:00	0	0	0	0	0	0	0	0	0	0	0	0	0	0
9:15	0	0	0	0	0	0	0	0	0	0	0	0	0	0
9:30	0	0	0	0	0	0	0	0	0	0	0	0	0	0
9:45	1	1	0	3	0	0	0	0	0	0	0	0	0	5
10:00	1	2	3	0	0	0	0	0	0	0	0	0	0	6
10:15	0	0	0	1	0	0	0	0	0	0	0	0	0	1
10:30	0	0	1	0	0	0	0	0	0	0	0	0	0	1
10:45	0	1	2	0	1	0	0	0	0	0	0	0	0	4
11:00	0	0	3	0	2	0	0	1	0	0	0	0	0	6
11:15	1	0	1	0	0	1	0	0	0	0	0	0	0	3
11:30	0	1	0	0	0	0	0	0	0	0	0	0	0	1
11:45	0	0	2	2	2	0	0	0	0	0	0	0	0	6
12:00 PM	0	1	1	3	0	0	0	1	0	0	0	0	0	6
12:15	1	0	1	0	0	0	0	0	0	0	0	0	0	2
12:30	1	0	1	0	1	0	0	0	0	0	0	0	0	3
12:45	0	2	0	1	0	0	0	0	0	0	0	0	0	3
13:00	0	1	2	0	0	0	0	0	0	0	0	0	0	3
13:15	0	0	0	0	1	0	0	0	0	0	0	0	0	1
13:30	0	0	4	0	0	0	0	0	0	0	0	0	0	4
13:45	0	1	2	4	0	0	0	0	0	0	0	0	0	7
14:00	3	4	4	1	1	0	0	0	0	0	0	0	0	13
14:15	9	11	11	6	1	0	0	0	0	0	0	0	0	38
14:30	1	0	1	4	3	0	1	0	0	0	0	0	0	10
14:45	2	0	1	4	0	0	0	0	0	0	0	0	0	7
15:00	0	2	0	2	4	0	0	0	0	0	0	0	0	8
15:15	0	0	2	0	2	1	0	1	0	0	0	0	0	6
15:30	1	0	0	3	1	0	0	0	0	0	0	0	0	5
15:45	0	0	0	2	1	0	0	0	0	0	0	0	0	3
16:00	0	0	2	1	0	1	0	0	0	0	0	0	0	4
16:15	1	1	0	2	0	0	0	0	0	0	0	0	0	4
16:30	0	1	1	4	1	0	0	0	0	0	0	0	0	7
16:45	2	0	0	0	1	0	0	0	0	0	0	0	0	3
17:00	0	0	3	0	1	0	0	0	0	0	0	0	0	4
17:15	0	5	0	3	0	0	0	0	0	0	0	0	0	8
17:30	1	1	1	1	0	0	0	0	0	0	0	0	0	4
17:45	0	0	0	0	0	0	0	0	0	0	0	0	0	0
18:00	0	3	0	1	2	0	0	0	0	0	0	0	0	6
18:15	0	0	1	2	0	0	0	0	0	0	0	0	0	3
18:30	0	2	2	5	0	0	0	0	0	0	0	0	0	9
18:45	1	0	0	0	0	0	0	0	0	0	0	0	0	1
19:00	1	0	2	0	2	0	0	0	0	0	0	0	0	5
19:15	0	0	1	2	0	0	0	0	0	0	0	0	0	3
19:30	0	0	0	0	0	0	0	0	0	0	0	0	0	0
19:45	0	0	1	0	0	0	0	0	0	0	0	0	0	1
20:00	1	0	0	0	2	0	0	0	0	0	0	0	0	3
20:15	0	0	1	0	0	1	0	0	0	0	0	0	0	2
20:30	1	0	0	0	0	0	0	0	0	0	0	0	0	1
20:45	0	1	0	0	0	0	0	0	0	0	0	0	0	1
21:00	1	0	0	0	0	0	0	0	0	0	0	0	0	1
21:15	0	0	0	0	0	0	0	0	0	0	0	0	0	0
21:30	0	0	1	0	0	0	0	0	0	0	0	0	0	1
21:45	0	0	1	0	0	0	0	0	0	0	0	0	0	1
22:00	1	0	1	0	0	0	0	0	0	0	0	0	0	2
22:15	1	0	1	0	0	0	0	0	0	0	0	0	0	2
22:30	0	0	0	0	1	0	0	0	0	0	0	0	0	1
22:45	0	0	0	0	0	0	0	0	0	0	0	0	0	0
23:00	0	0	0	0	0	0	0	0	0	0	0	0	0	0
23:15	0	0	0	0	1	0	0	0	0	0	0	0	0	1
23:30	0	0	0	0	0	0	0	0	0	0	0	0	0	0
23:45	0	0	0	0	0	0	0	0	0	0	0	0	0	0
Totals	36	44	85	94	45	6	2	3						315
% of Totals	11%	14%	27%	30%	14%	2%	1%	1%						100%

AM Volumes	7	8	36	43	19	3	1	1	0	0	0	0	0	118
% AM	2%	3%	11%	14%	6%	1%	0%	0%						37%
AM Peak Hour	6:30	9:15	7:00	7:30	7:00	6:45	7:00	10:15						7:15
Volume	2	3	22	30	14	2	1	1						70
PM Volumes	29	36	49	51	26	3	1	2	0	0	0	0	0	197
% PM	9%	11%	16%	16%	8%	1%	0%	1%						63%
PM Peak Hour	14:00	13:30	13:30	14:15	14:30	15:15	13:45	12:00						13:45
Volume	15	16	21	16	9	2	1	1						68

Directional Peak Periods	AM 7-9			NOON 12-2			PM 4-6			Off Peak Volumes		
All Classes	Volume	↔	%	Volume	↔	%	Volume	↔	%	Volume	↔	%
	79	↔	25%	29	↔	9%	34	↔	11%	173	↔	55%

Street Name	Direction	Percentiles					
		15th	50th	Average	85th	95th	ADT
S Virginia Ave	North Bound	16	25	24	31	34	315
S Virginia Ave	South Bound	16	24	23	30	34	309

Prepared by National Data & Surveying Services

SPEED

S Virginia Ave Bet. W Verdugo Ave & W Oak St

Day: Tuesday
Date: 1/17/2023

City: Burbank
Project #: CA23_020030_029s

South Bound

Time	< 15	15 - 19	20 - 24	25 - 29	30 - 34	35 - 39	40 - 44	45 - 49	50 - 54	55 - 59	60 - 64	65 - 69	70 +	Total
0:00 AM	0	0	0	0	0	0	0	0	0	0	0	0	0	0
0:15	0	1	0	0	0	0	0	0	0	0	0	0	0	1
0:30	0	0	0	0	0	0	0	0	0	0	0	0	0	0
0:45	0	0	0	0	0	0	0	0	0	0	0	0	0	0
1:00	0	0	0	0	0	0	0	0	0	0	0	0	0	0
1:15	0	0	0	0	0	0	0	0	0	0	0	0	0	0
1:30	0	0	0	0	0	0	0	0	0	0	0	0	0	0
1:45	0	0	0	0	0	0	0	0	0	0	0	0	0	0
2:00	0	0	0	0	0	0	0	0	0	0	0	0	0	0
2:15	0	0	0	0	0	0	0	0	0	0	0	0	0	0
2:30	0	0	0	0	0	0	0	0	0	0	0	0	0	0
2:45	0	0	0	0	0	0	0	0	0	0	0	0	0	0
3:00	0	0	0	0	0	0	0	0	0	0	0	0	0	0
3:15	0	0	0	0	0	0	0	0	0	0	0	0	0	0
3:30	0	0	0	0	0	0	0	0	0	0	0	0	0	0
3:45	0	0	0	0	0	0	0	0	0	0	0	0	0	0
4:00	0	0	0	0	0	0	0	0	0	0	0	0	0	0
4:15	0	0	0	0	0	0	0	0	0	0	0	0	0	0
4:30	0	0	0	0	0	0	0	0	0	0	0	0	0	0
4:45	0	0	0	1	0	0	0	0	0	0	0	0	0	1
5:00	0	0	0	0	1	0	0	0	0	0	0	0	0	1
5:15	0	0	0	0	0	0	0	0	0	0	0	0	0	0
5:30	0	0	0	0	0	0	0	0	0	0	0	0	0	0
5:45	0	0	0	1	0	0	0	0	0	0	0	0	0	1
6:00	0	0	0	0	0	0	0	0	0	0	0	0	0	0
6:15	1	1	0	0	0	0	0	0	0	0	0	0	0	2
6:30	0	0	0	0	1	0	0	0	0	0	0	0	0	1
6:45	0	0	0	0	0	0	0	0	0	0	0	0	0	0
7:00	0	0	1	1	1	0	0	0	0	0	0	0	0	3
7:15	0	0	2	1	0	1	0	0	0	0	0	0	0	4
7:30	1	4	14	16	4	0	0	0	0	0	0	0	0	39
7:45	2	3	23	17	7	0	0	0	0	0	0	0	0	52
8:00	0	1	1	1	0	0	0	0	0	0	0	0	0	3
8:15	2	1	0	1	1	1	0	0	0	0	0	0	0	6
8:30	1	1	0	2	0	0	0	0	0	0	0	0	0	4
8:45	1	1	2	0	1	0	0	0	0	0	0	0	0	5
9:00	1	0	1	0	0	0	0	0	0	0	0	0	0	2
9:15	0	0	0	0	0	0	0	0	0	0	0	0	0	0
9:30	4	0	0	0	0	0	0	0	0	0	0	0	0	4
9:45	1	2	2	0	0	0	0	0	0	0	0	0	0	5
10:00	0	0	1	0	0	0	0	0	0	0	0	0	0	1
10:15	0	0	0	1	1	0	0	0	0	0	0	0	0	2
10:30	0	1	1	2	0	0	0	0	0	0	0	0	0	4
10:45	0	3	1	1	0	0	0	0	0	0	0	0	0	5
11:00	0	1	0	0	0	0	1	0	0	0	0	0	0	2
11:15	0	0	2	0	1	0	0	0	0	0	0	0	0	3
11:30	0	0	0	0	0	0	0	0	0	0	0	0	0	0
11:45	0	0	1	1	0	0	0	0	0	0	0	0	0	2
12:00 PM	0	0	0	2	0	0	0	0	0	0	0	0	0	2
12:15	0	0	0	1	1	1	0	0	0	0	0	0	0	3
12:30	0	0	1	2	0	0	0	0	0	0	0	0	0	3
12:45	0	0	1	1	0	0	0	0	0	0	0	0	0	2
13:00	1	0	2	4	1	0	0	0	0	0	0	0	0	8
13:15	0	1	3	1	0	0	0	0	0	0	0	0	0	5
13:30	0	0	2	2	0	0	0	0	0	0	0	0	0	4
13:45	1	0	3	2	2	1	0	0	0	0	0	0	0	9
14:00	3	2	4	4	3	0	0	0	0	0	0	0	0	16
14:15	10	8	5	4	0	0	0	0	0	0	0	0	0	27
14:30	0	1	2	2	1	0	0	0	0	0	0	0	0	6
14:45	0	1	3	2	0	0	0	0	0	0	0	0	0	6
15:00	1	1	1	0	1	0	0	0	0	0	0	0	0	4
15:15	0	0	1	0	0	0	0	0	0	0	0	0	0	1
15:30	0	0	0	0	0	0	0	0	0	0	0	0	0	0
15:45	0	0	0	1	0	0	0	0	0	0	0	0	0	1
16:00	0	0	0	1	1	0	2	0	0	0	0	0	0	4
16:15	0	0	1	3	0	0	0	0	0	0	0	0	0	4
16:30	0	0	0	3	3	0	0	0	0	0	0	0	0	6
16:45	0	0	0	1	0	0	0	0	0	0	0	0	0	1
17:00	0	2	2	0	0	0	0	0	0	0	0	0	0	4
17:15	0	1	2	0	0	0	0	0	0	0	0	0	0	3
17:30	0	1	0	0	0	0	0	0	0	0	0	0	0	1
17:45	0	0	1	3	0	0	0	0	0	0	0	0	0	4
18:00	0	2	2	0	0	0	0	0	0	0	0	0	0	4
18:15	1	1	0	0	0	0	0	0	0	0	0	0	0	2
18:30	0	1	2	2	1	0	0	0	0	0	0	0	0	6
18:45	0	2	0	0	0	0	0	0	0	0	0	0	0	2
19:00	0	0	0	0	0	0	0	0	0	0	0	0	0	0
19:15	0	1	0	0	0	0	0	0	0	0	0	0	0	1
19:30	0	1	0	2	0	0	0	0	0	0	0	0	0	3
19:45	0	0	0	0	0	0	0	0	0	0	0	0	0	0
20:00	1	0	1	0	0	0	0	0	0	0	0	0	0	2
20:15	0	0	0	0	0	0	0	0	0	0	0	0	0	0
20:30	0	0	1	1	0	0	0	0	0	0	0	0	0	2
20:45	0	0	0	0	0	0	0	0	0	0	0	0	0	0
21:00	0	1	0	1	0	0	0	0	0	0	0	0	0	2
21:15	0	0	2	0	0	0	0	0	0	0	0	0	0	2
21:30	0	0	0	0	0	0	0	0	0	0	0	0	0	0
21:45	0	0	0	0	0	0	0	0	0	0	0	0	0	0
22:00	0	1	0	0	0	0	0	0	0	0	0	0	0	1
22:15	0	1	0	0	0	0	0	0	0	0	0	0	0	1
22:30	0	0	0	1	0	0	0	0	0	0	0	0	0	1
22:45	0	0	0	0	0	0	0	0	0	0	0	0	0	0
23:00	0	0	0	2	0	1	0	0	0	0	0	0	0	3
23:15	0	0	0	0	0	0	0	0	0	0	0	0	0	0
23:30	0	0	0	0	0	0	0	0	0	0	0	0	0	0
23:45	0	0	0	0	0	0	0	0	0	0	0	0	0	0
Totals	32	49	94	94	32	5	3							309
% of Totals	10%	16%	30%	30%	10%	2%	1%							100%

AM Volumes	14	20	52	46	18	2	1	0	0	0	0	0	0	153
% AM	5%	6%	17%	15%	6%	1%	0%							50%
AM Peak Hour	8:45	7:30	7:00	7:00	7:00	6:30	10:15							7:30
Volume	6	9	40	35	12	1	1							100
PM Volumes	18	29	42	48	14	3	2	0	0	0	0	0	0	156
% PM	6%	9%	14%	16%	5%	1%	1%							50%
PM Peak Hour	13:30	14:00	13:30	13:30	13:45	12:00	15:15							13:45
Volume	14	12	14	12	6	1	2							58

Directional Peak Periods	AM 7-9			NOON 12-2			PM 4-6			Off Peak Volumes		
All Classes	Volume	⟷	%	Volume	⟷	%	Volume	⟷	%	Volume	⟷	%
	116		38%	36		12%	27		9%	130		42%

Street Name	Direction	Percentiles					
		15th	50th	Average	85th	95th	ADT
S Virginia Ave	North Bound	16	25	24	31	34	315
S Virginia Ave	South Bound	16	24	23	30	34	309

Prepared by National Data & Surveying Services

SPEED

S Virginia Ave Bet. W Verdugo Ave & W Oak St

Day: Tuesday
Date: 1/17/2023

City: Burbank
Project #: CA23_020030_029

Summary

Time	< 15	15 - 19	20 - 24	25 - 29	30 - 34	35 - 39	40 - 44	45 - 49	50 - 54	55 - 59	60 - 64	65 - 69	70 +	Total
0:00 AM	0	0	0	0	0	0	0	0	0	0	0	0	0	0
0:15	0	1	0	0	0	0	0	0	0	0	0	0	0	1
0:30	0	0	1	0	0	0	0	0	0	0	0	0	0	1
0:45	0	0	0	0	0	0	0	0	0	0	0	0	0	0
1:00	0	0	0	0	0	0	0	0	0	0	0	0	0	0
1:15	0	0	0	0	0	0	0	0	0	0	0	0	0	0
1:30	0	0	0	0	0	0	0	0	0	0	0	0	0	0
1:45	0	0	0	0	0	0	0	0	0	0	0	0	0	0
2:00	0	0	1	0	0	0	0	0	0	0	0	0	0	1
2:15	0	0	0	0	0	0	0	0	0	0	0	0	0	0
2:30	0	0	0	0	0	0	0	0	0	0	0	0	0	0
2:45	0	0	0	0	0	0	0	0	0	0	0	0	0	0
3:00	0	0	0	0	0	0	0	0	0	0	0	0	0	0
3:15	0	0	0	0	0	0	0	0	0	0	0	0	0	0
3:30	0	0	0	0	0	0	0	0	0	0	0	0	0	0
3:45	0	0	0	0	0	0	0	0	0	0	0	0	0	0
4:00	0	0	0	1	0	0	0	0	0	0	0	0	0	1
4:15	0	0	0	0	0	0	0	0	0	0	0	0	0	0
4:30	0	0	0	0	0	0	0	0	0	0	0	0	0	0
4:45	0	0	0	1	0	0	0	0	0	0	0	0	0	1
5:00	0	0	0	0	1	0	0	0	0	0	0	0	0	1
5:15	0	0	0	1	0	0	0	0	0	0	0	0	0	1
5:30	0	0	0	0	0	0	0	0	0	0	0	0	0	0
5:45	0	0	0	1	0	0	0	0	0	0	0	0	0	1
6:00	0	0	0	0	0	0	0	0	0	0	0	0	0	0
6:15	1	1	0	0	0	0	0	0	0	0	0	0	0	2
6:30	0	0	0	1	1	0	0	0	0	0	0	0	0	2
6:45	0	0	0	1	0	0	0	0	0	0	0	0	0	1
7:00	0	0	1	2	1	0	0	0	0	0	0	0	0	4
7:15	2	0	4	1	2	1	0	0	0	0	0	0	0	10
7:30	1	5	21	19	5	2	0	0	0	0	0	0	0	53
7:45	2	4	36	39	18	0	1	0	0	0	0	0	0	100
8:00	0	1	1	3	0	0	0	0	0	0	0	0	0	5
8:15	4	1	0	4	1	1	0	0	0	0	0	0	0	11
8:30	1	2	0	3	0	0	0	0	0	0	0	0	0	6
8:45	1	1	2	1	1	0	0	0	0	0	0	0	0	6
9:00	1	0	1	0	0	0	0	0	0	0	0	0	0	2
9:15	0	0	0	0	0	0	0	0	0	0	0	0	0	0
9:30	4	0	0	0	0	0	0	0	0	0	0	0	0	4
9:45	2	3	2	3	0	0	0	0	0	0	0	0	0	10
10:00	1	2	4	0	0	0	0	0	0	0	0	0	0	7
10:15	0	0	0	2	1	0	0	0	0	0	0	0	0	3
10:30	0	1	2	2	0	0	0	0	0	0	0	0	0	5
10:45	0	4	3	1	1	0	0	0	0	0	0	0	0	9
11:00	0	1	3	0	2	0	1	1	0	0	0	0	0	8
11:15	1	0	3	0	1	1	0	0	0	0	0	0	0	6
11:30	0	1	0	0	0	0	0	0	0	0	0	0	0	1
11:45	0	0	3	3	2	0	0	0	0	0	0	0	0	8
12:00 PM	0	1	1	5	0	0	0	1	0	0	0	0	0	8
12:15	1	0	1	1	1	1	0	0	0	0	0	0	0	5
12:30	1	0	2	2	1	0	0	0	0	0	0	0	0	6
12:45	0	2	1	2	0	0	0	0	0	0	0	0	0	5
13:00	1	1	4	4	1	0	0	0	0	0	0	0	0	11
13:15	0	1	3	1	1	0	0	0	0	0	0	0	0	6
13:30	0	0	6	2	0	0	0	0	0	0	0	0	0	8
13:45	1	1	5	6	2	1	0	0	0	0	0	0	0	16
14:00	6	6	8	5	4	0	0	0	0	0	0	0	0	29
14:15	19	19	16	10	1	0	0	0	0	0	0	0	0	65
14:30	1	1	3	6	4	0	1	0	0	0	0	0	0	16
14:45	2	1	4	6	0	0	0	0	0	0	0	0	0	13
15:00	1	3	1	2	5	0	0	0	0	0	0	0	0	12
15:15	0	0	3	0	2	1	0	1	0	0	0	0	0	7
15:30	1	0	0	3	1	0	0	0	0	0	0	0	0	5
15:45	0	0	0	3	1	0	0	0	0	0	0	0	0	4
16:00	0	0	2	2	1	1	2	0	0	0	0	0	0	8
16:15	1	1	1	5	0	0	0	0	0	0	0	0	0	8
16:30	0	1	1	7	4	0	0	0	0	0	0	0	0	13
16:45	2	0	0	1	1	0	0	0	0	0	0	0	0	4
17:00	0	2	5	0	1	0	0	0	0	0	0	0	0	8
17:15	0	6	2	3	0	0	0	0	0	0	0	0	0	11
17:30	1	2	1	1	0	0	0	0	0	0	0	0	0	5
17:45	0	0	1	3	0	0	0	0	0	0	0	0	0	4
18:00	0	5	2	1	2	0	0	0	0	0	0	0	0	10
18:15	1	1	1	2	0	0	0	0	0	0	0	0	0	5
18:30	0	3	4	7	1	0	0	0	0	0	0	0	0	15
18:45	1	2	0	0	0	0	0	0	0	0	0	0	0	3
19:00	1	0	2	0	2	0	0	0	0	0	0	0	0	5
19:15	0	1	1	2	0	0	0	0	0	0	0	0	0	4
19:30	0	1	0	2	0	0	0	0	0	0	0	0	0	3
19:45	0	0	1	0	0	0	0	0	0	0	0	0	0	1
20:00	2	0	1	0	2	0	0	0	0	0	0	0	0	5
20:15	0	0	1	0	0	1	0	0	0	0	0	0	0	2
20:30	1	0	1	1	0	0	0	0	0	0	0	0	0	3
20:45	0	1	0	0	0	0	0	0	0	0	0	0	0	1
21:00	1	1	0	1	0	0	0	0	0	0	0	0	0	3
21:15	0	0	2	0	0	0	0	0	0	0	0	0	0	2
21:30	0	0	1	0	0	0	0	0	0	0	0	0	0	1
21:45	0	0	1	0	0	0	0	0	0	0	0	0	0	1
22:00	1	1	1	0	0	0	0	0	0	0	0	0	0	3
22:15	1	1	1	0	0	0	0	0	0	0	0	0	0	3
22:30	0	0	0	1	1	0	0	0	0	0	0	0	0	2
22:45	0	0	0	0	0	0	0	0	0	0	0	0	0	0
23:00	0	0	0	2	0	1	0	0	0	0	0	0	0	3
23:15	0	0	0	0	1	0	0	0	0	0	0	0	0	1
23:30	0	0	0	0	0	0	0	0	0	0	0	0	0	0
23:45	0	0	0	0	0	0	0	0	0	0	0	0	0	0
Totals	68	93	179	188	77	11	5	3						624
% of Totals	11%	15%	29%	30%	12%	2%	1%	0%						100%

AM Volumes	21	28	88	89	37	5	2	1	0	0	0	0	0	271
% AM	3%	4%	14%	14%	6%	1%	0%	0%						43%
AM Peak Hour	7:30	7:30	7:00	7:30	7:00	6:45	7:00	10:15						7:30
Volume	7	11	62	65	26	3	1	1						169
PM Volumes	47	65	91	99	40	6	3	2	0	0	0	0	0	353
% PM	8%	10%	15%	16%	6%	1%	0%	0%						57%
PM Peak Hour	14:00	13:45	13:30	13:45	13:45	15:15	15:15	12:00						13:45
Volume	28	27	35	27	11	2	2	1						126

Directional Peak Periods	AM 7-9			NOON 12-2			PM 4-6			Off Peak Volumes		
All Classes	Volume	⟷	%	Volume	⟷	%	Volume	⟷	%	Volume	⟷	%
	195		31%	65		10%	61		10%	303		49%

Street Name	Direction	Percentiles					
		15th	50th	Average	85th	95th	ADT
S Virginia Ave	Summary	16	24	24	30	34	624

Prepared by National Data & Surveying Services

SPEED

S Virginia Ave Bet. W Verdugo Ave & W Oak St

Day: Tuesday
Date: 1/17/2023

City: Burbank
Project #: CA23_020030_029n

North Bound

Time	< 15	15 - 19	20 - 24	25 - 29	30 - 34	35 - 39	40 - 44	45 - 49	50 - 54	55 - 59	60 - 64	65 - 69	70 +	Total
0:00 AM	0	0	1	0	0	0	0	0	0	0	0	0	0	1
1:00	0	0	0	0	0	0	0	0	0	0	0	0	0	0
2:00	0	0	1	0	0	0	0	0	0	0	0	0	0	1
3:00	0	0	0	0	0	0	0	0	0	0	0	0	0	0
4:00	0	0	0	1	0	0	0	0	0	0	0	0	0	1
5:00	0	0	0	1	0	0	0	0	0	0	0	0	0	1
6:00	0	0	0	2	0	0	0	0	0	0	0	0	0	2
7:00	2	2	22	26	14	2	1	0	0	0	0	0	0	69
8:00	2	1	0	7	0	0	0	0	0	0	0	0	0	10
9:00	1	1	0	3	0	0	0	0	0	0	0	0	0	5
10:00	1	3	6	1	1	0	0	0	0	0	0	0	0	12
11:00	1	1	6	2	4	1	0	1	0	0	0	0	0	16
12:00 PM	2	3	3	4	1	0	0	1	0	0	0	0	0	14
13:00	0	2	8	4	1	0	0	0	0	0	0	0	0	15
14:00	15	15	17	15	5	0	1	0	0	0	0	0	0	68
15:00	1	2	2	7	8	1	0	1	0	0	0	0	0	22
16:00	3	2	3	7	2	1	0	0	0	0	0	0	0	18
17:00	1	6	4	4	1	0	0	0	0	0	0	0	0	16
18:00	1	5	3	8	2	0	0	0	0	0	0	0	0	19
19:00	1	0	4	2	2	0	0	0	0	0	0	0	0	9
20:00	2	1	1	0	2	1	0	0	0	0	0	0	0	7
21:00	1	0	2	0	0	0	0	0	0	0	0	0	0	3
22:00	2	0	2	0	1	0	0	0	0	0	0	0	0	5
23:00	0	0	0	0	1	0	0	0	0	0	0	0	0	1
Totals	36	44	85	94	45	6	2	3						315
% of Totals	11%	14%	27%	30%	14%	2%	1%	1%						100%

AM Volumes	7	8	36	43	19	3	1	1	0	0	0	0	0	118
% AM	2%	3%	11%	14%	6%	1%	0%	0%						37%
AM Peak Hour	7:00	10:00	7:00	7:00	7:00	7:00	7:00	11:00						7:00
Volume	2	3	22	26	14	2	1	1						69
PM Volumes	29	36	49	51	26	3	1	2	0	0	0	0	0	197
% PM	9%	11%	16%	16%	8%	1%	0%	1%						63%
PM Peak Hour	14:00	14:00	14:00	14:00	15:00	15:00	14:00	12:00						14:00
Volume	15	15	17	15	8	1	1	1						68

Directional Peak Periods	AM 7-9			NOON 12-2			PM 4-6			Off Peak Volumes		
All Speeds	Volume	↔	%	Volume	↔	%	Volume	↔	%	Volume	↔	%
	79		25%	29		9%	34		11%	173		55%

Street Name	Direction	Percentiles					
		15th	50th	Average	85th	95th	ADT
S Virginia Ave	North Bound	16	25	24	31	34	315
S Virginia Ave	South Bound	16	24	23	30	34	309

Prepared by National Data & Surveying Services

SPEED

S Virginia Ave Bet. W Verdugo Ave & W Oak St

Day: Tuesday
Date: 1/17/2023

City: Burbank
Project #: CA23_020030_029s

South Bound

Time	< 15	15 - 19	20 - 24	25 - 29	30 - 34	35 - 39	40 - 44	45 - 49	50 - 54	55 - 59	60 - 64	65 - 69	70 +	Total
0:00 AM	0	1	0	0	0	0	0	0	0	0	0	0	0	1
1:00	0	0	0	0	0	0	0	0	0	0	0	0	0	0
2:00	0	0	0	0	0	0	0	0	0	0	0	0	0	0
3:00	0	0	0	0	0	0	0	0	0	0	0	0	0	0
4:00	0	0	0	1	0	0	0	0	0	0	0	0	0	1
5:00	0	0	0	1	1	0	0	0	0	0	0	0	0	2
6:00	1	1	0	0	1	0	0	0	0	0	0	0	0	3
7:00	3	7	40	35	12	1	0	0	0	0	0	0	0	98
8:00	4	4	3	4	2	1	0	0	0	0	0	0	0	18
9:00	6	2	3	0	0	0	0	0	0	0	0	0	0	11
10:00	0	4	3	4	1	0	0	0	0	0	0	0	0	12
11:00	0	1	3	1	1	0	1	0	0	0	0	0	0	7
12:00 PM	0	0	2	6	1	1	0	0	0	0	0	0	0	10
13:00	2	1	10	9	3	1	0	0	0	0	0	0	0	26
14:00	13	12	14	12	4	0	0	0	0	0	0	0	0	55
15:00	1	1	2	1	1	0	0	0	0	0	0	0	0	6
16:00	0	0	1	8	4	0	2	0	0	0	0	0	0	15
17:00	0	4	5	3	0	0	0	0	0	0	0	0	0	12
18:00	1	6	4	2	1	0	0	0	0	0	0	0	0	14
19:00	0	2	0	2	0	0	0	0	0	0	0	0	0	4
20:00	1	0	2	1	0	0	0	0	0	0	0	0	0	4
21:00	0	1	2	1	0	0	0	0	0	0	0	0	0	4
22:00	0	2	0	1	0	0	0	0	0	0	0	0	0	3
23:00	0	0	0	2	0	1	0	0	0	0	0	0	0	3
Totals	32	49	94	94	32	5	3							309
% of Totals	10%	16%	30%	30%	10%	2%	1%							100%

AM Volumes	14	20	52	46	18	2	1	0	0	0	0	0	0	153
% AM	5%	6%	17%	15%	6%	1%	0%							50%
AM Peak Hour	9:00	7:00	7:00	7:00	7:00	7:00	11:00							7:00
Volume	6	7	40	35	12	1	1							98
PM Volumes	18	29	42	48	14	3	2	0	0	0	0	0	0	156
% PM	6%	9%	14%	16%	5%	1%	1%							50%
PM Peak Hour	14:00	14:00	14:00	14:00	14:00	12:00	16:00							14:00
Volume	13	12	14	12	4	1	2							55

Directional Peak Periods	AM 7-9			NOON 12-2			PM 4-6			Off Peak Volumes		
All Speeds	Volume	↔	%	Volume	↔	%	Volume	↔	%	Volume	↔	%
	116	↔	38%	36	↔	12%	27	↔	9%	130	↔	42%

Street Name	Direction	Percentiles					
		15th	50th	Average	85th	95th	ADT
S Virginia Ave	North Bound	16	25	24	31	34	315
S Virginia Ave	South Bound	16	24	23	30	34	309

Prepared by National Data & Surveying Services

SPEED

S Virginia Ave Bet. W Verdugo Ave & W Oak St

Day: Tuesday
Date: 1/17/2023

City: Burbank
Project #: CA23_020030_029

Summary

Time	< 15	15 - 19	20 - 24	25 - 29	30 - 34	35 - 39	40 - 44	45 - 49	50 - 54	55 - 59	60 - 64	65 - 69	70 +	Total
0:00 AM	0	1	1	0	0	0	0	0	0	0	0	0	0	2
1:00	0	0	0	0	0	0	0	0	0	0	0	0	0	0
2:00	0	0	1	0	0	0	0	0	0	0	0	0	0	1
3:00	0	0	0	0	0	0	0	0	0	0	0	0	0	0
4:00	0	0	0	2	0	0	0	0	0	0	0	0	0	2
5:00	0	0	0	2	1	0	0	0	0	0	0	0	0	3
6:00	1	1	0	2	1	0	0	0	0	0	0	0	0	5
7:00	5	9	62	61	26	3	1	0	0	0	0	0	0	167
8:00	6	5	3	11	2	1	0	0	0	0	0	0	0	28
9:00	7	3	3	3	0	0	0	0	0	0	0	0	0	16
10:00	1	7	9	5	2	0	0	0	0	0	0	0	0	24
11:00	1	2	9	3	5	1	1	1	0	0	0	0	0	23
12:00 PM	2	3	5	10	2	1	0	1	0	0	0	0	0	24
13:00	2	3	18	13	4	1	0	0	0	0	0	0	0	41
14:00	28	27	31	27	9	0	1	0	0	0	0	0	0	123
15:00	2	3	4	8	9	1	0	1	0	0	0	0	0	28
16:00	3	2	4	15	6	1	2	0	0	0	0	0	0	33
17:00	1	10	9	7	1	0	0	0	0	0	0	0	0	28
18:00	2	11	7	10	3	0	0	0	0	0	0	0	0	33
19:00	1	2	4	4	2	0	0	0	0	0	0	0	0	13
20:00	3	1	3	1	2	1	0	0	0	0	0	0	0	11
21:00	1	1	4	1	0	0	0	0	0	0	0	0	0	7
22:00	2	2	2	1	1	0	0	0	0	0	0	0	0	8
23:00	0	0	0	2	1	1	0	0	0	0	0	0	0	4
Totals	68	93	179	188	77	11	5	3						624
% of Totals	11%	15%	29%	30%	12%	2%	1%	0%						100%

AM Volumes	21	28	88	89	37	5	2	1	0	0	0	0	0	271
% AM	3%	4%	14%	14%	6%	1%	0%	0%						43%
AM Peak Hour	9:00	7:00	7:00	7:00	7:00	7:00	7:00	11:00						7:00
Volume	7	9	62	61	26	3	1	1						167
PM Volumes	47	65	91	99	40	6	3	2	0	0	0	0	0	353
% PM	8%	10%	15%	16%	6%	1%	0%	0%						57%
PM Peak Hour	14:00	14:00	14:00	14:00	14:00	12:00	16:00	12:00						14:00
Volume	28	27	31	27	9	1	2	1						123

Directional Peak Periods	AM 7-9			NOON 12-2			PM 4-6			Off Peak Volumes		
All Speeds	Volume		%	Volume		%	Volume		%	Volume		%
	195	↔	31%	65	↔	10%	61	↔	10%	303	↔	49%

Street Name	Direction	Percentiles					
		15th	50th	Average	85th	95th	ADT
S Virginia Ave	Summary	16	24	24	30	34	624

Prepared by NDS/ATD

Prepared by National Data & Surveying Services

VOLUME

S Virginia Ave Bet. W Verdugo Ave & W Oak St

Day: Tuesday
Date: 1/17/2023

City: Burbank
Project #: CA23_020030_029

DAILY TOTALS	NB	SB	EB	WB	Total
	315	309	0	0	624

AM Period	NB		SB		EB	WB	TOTAL		PM Period	NB		SB		EB	WB	TOTAL	
0:00	0		0		0	0			12:00	6		2		0	0	8	
0:15	0		1		0	0	1		12:15	2		3		0	0	5	
0:30	1		0		0	0	1		12:30	3		3		0	0	6	
0:45	0	1	0	1	0	0		2	12:45	3	14	2	10	0	0	5	24
1:00	0		0		0	0			13:00	3		8		0	0	11	
1:15	0		0		0	0			13:15	1		5		0	0	6	
1:30	0		0		0	0			13:30	4		4		0	0	8	
1:45	0		0		0	0			13:45	7	15	9	26	0	0	16	41
2:00	1		0		0	0	1		14:00	13		16		0	0	29	
2:15	0		0		0	0			14:15	38		27		0	0	65	
2:30	0		0		0	0			14:30	10		6		0	0	16	
2:45	0	1	0		0	0		1	14:45	7	68	6	55	0	0	13	123
3:00	0		0		0	0			15:00	8		4		0	0	12	
3:15	0		0		0	0			15:15	6		1		0	0	7	
3:30	0		0		0	0			15:30	5		0		0	0	5	
3:45	0		0		0	0			15:45	3	22	1	6	0	0	4	28
4:00	1		0		0	0	1		16:00	4		4		0	0	8	
4:15	0		0		0	0			16:15	4		4		0	0	8	
4:30	0		0		0	0			16:30	7		6		0	0	13	
4:45	0	1	1	1	0	0	1	2	16:45	3	18	1	15	0	0	4	33
5:00	0		1		0	0	1		17:00	4		4		0	0	8	
5:15	1		0		0	0	1		17:15	8		3		0	0	11	
5:30	0		0		0	0			17:30	4		1		0	0	5	
5:45	0	1	1	2	0	0	1	3	17:45	0	16	4	12	0	0	4	28
6:00	0		0		0	0			18:00	6		4		0	0	10	
6:15	0		2		0	0	2		18:15	3		2		0	0	5	
6:30	1		1		0	0	2		18:30	9		6		0	0	15	
6:45	1	2	0	3	0	0	1	5	18:45	1	19	2	14	0	0	3	33
7:00	1		3		0	0	4		19:00	5		0		0	0	5	
7:15	6		4		0	0	10		19:15	3		1		0	0	4	
7:30	14		39		0	0	53		19:30	0		3		0	0	3	
7:45	48	69	52	98	0	0	100	167	19:45	1	9	0	4	0	0	1	13
8:00	2		3		0	0	5		20:00	3		2		0	0	5	
8:15	5		6		0	0	11		20:15	2		0		0	0	2	
8:30	2		4		0	0	6		20:30	1		2		0	0	3	
8:45	1	10	5	18	0	0	6	28	20:45	1	7	0	4	0	0	1	11
9:00	0		2		0	0	2		21:00	1		2		0	0	3	
9:15	0		0		0	0			21:15	0		2		0	0	2	
9:30	0		4		0	0	4		21:30	1		0		0	0	1	
9:45	5	5	5	11	0	0	10	16	21:45	1	3	0	4	0	0	1	7
10:00	6		1		0	0	7		22:00	2		1		0	0	3	
10:15	1		2		0	0	3		22:15	2		1		0	0	3	
10:30	1		4		0	0	5		22:30	1		1		0	0	2	
10:45	4	12	5	12	0	0	9	24	22:45	0	5	0	3	0	0		8
11:00	6		2		0	0	8		23:00	0		3		0	0	3	
11:15	3		3		0	0	6		23:15	1		0		0	0	1	
11:30	1		0		0	0	1		23:30	0		0		0	0		
11:45	6	16	2	7	0	0	8	23	23:45	0	1	0	3	0	0		4
TOTALS	118		153					271	TOTALS	197		156					353
SPLIT %	43.5%		56.5%					43.4%	SPLIT %	55.8%		44.2%					56.6%

DAILY TOTALS	NB	SB	EB	WB	Total
	315	309	0	0	624

AM Peak Hour	7:15	7:30			7:30	PM Peak Hour	13:45	13:45			13:45
AM Pk Volume	70	100			169	PM Pk Volume	68	58			126
Pk Hr Factor	0.365	0.481			0.423	Pk Hr Factor	0.447	0.537			0.485
7 - 9 Volume	79	116	0	0	195	4 - 6 Volume	34	27	0	0	61
7 - 9 Peak Hour	7:15	7:30			7:30	4 - 6 Peak Hour	16:30	16:00			16:30
7 - 9 Pk Volume	70	100	0	0	169	4 - 6 Pk Volume	22	15	0	0	36
Pk Hr Factor	0.365	0.481	0.000	0.000	0.423	Pk Hr Factor	0.688	0.625	0.000	0.000	0.692

Prepared by NDS/ATD

Project #: CA23_020030_029 **City:** Burbank

Location: S Virginia Ave Bet. W Verdugo Ave & W Oak **Date:** 1/17/2023

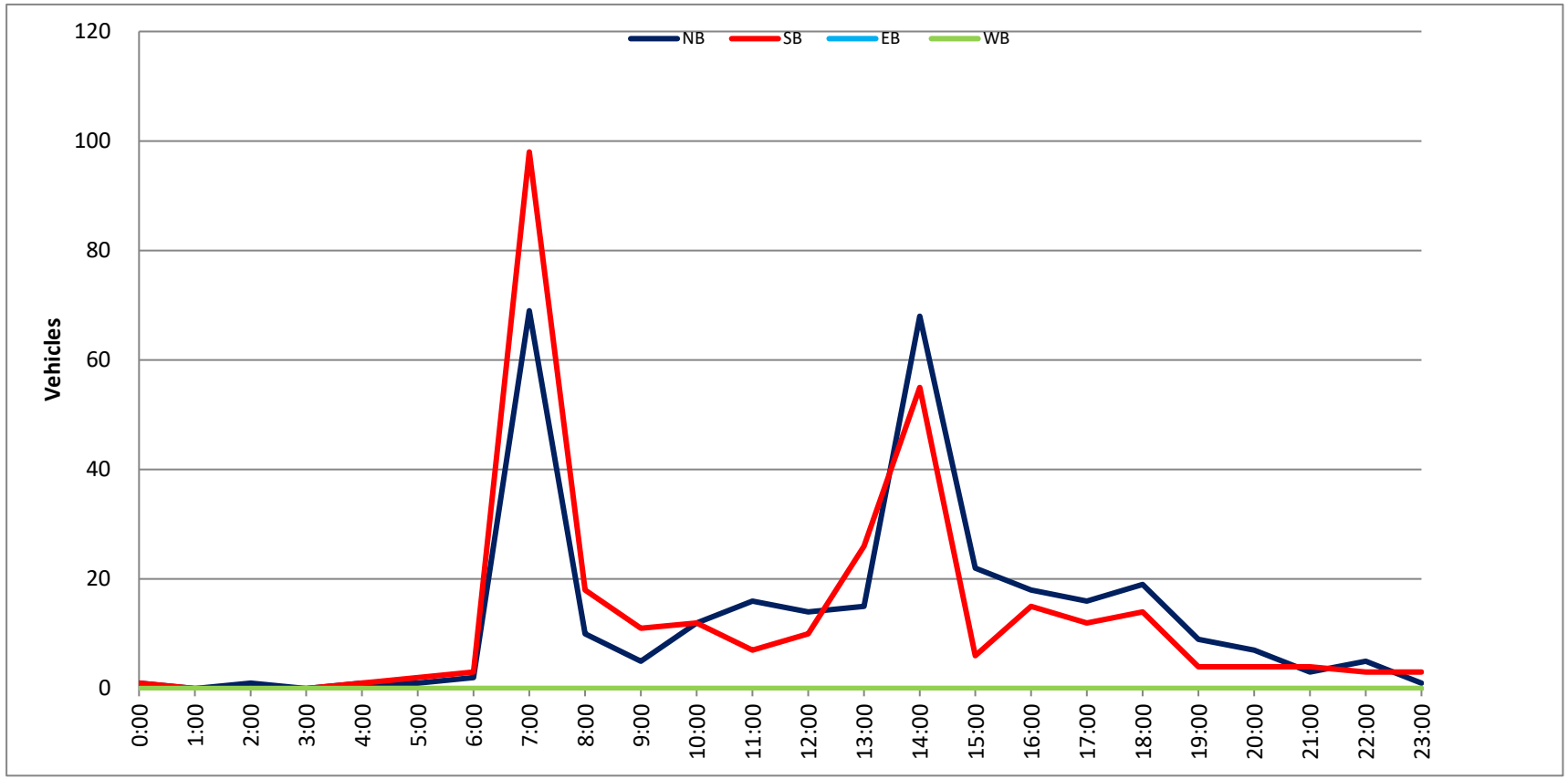

Prepared by National Data & Surveying Services

SPEED

S Virginia Ave Bet. W Verdugo Ave & W Oak St

Day: Wednesday
Date: 1/18/2023

City: Burbank
Project #: CA23_020030_029n

North Bound

Time	< 15	15 - 19	20 - 24	25 - 29	30 - 34	35 - 39	40 - 44	45 - 49	50 - 54	55 - 59	60 - 64	65 - 69	70 +	Total
0:00 AM	0	0	0	0	0	0	0	0	0	0	0	0	0	0
0:15	0	0	0	0	0	0	0	0	0	0	0	0	0	0
0:30	0	0	0	0	0	0	0	0	0	0	0	0	0	0
0:45	0	0	0	0	0	0	0	0	0	0	0	0	0	0
1:00	0	0	0	1	0	0	0	0	0	0	0	0	0	1
1:15	0	0	0	0	0	0	1	0	0	0	0	0	0	1
1:30	0	0	0	0	0	0	0	0	0	0	0	0	0	0
1:45	0	0	0	0	0	0	0	0	0	0	0	0	0	0
2:00	0	0	0	0	0	0	0	0	0	0	0	0	0	0
2:15	1	0	0	0	0	0	0	0	0	0	0	0	0	1
2:30	0	0	0	0	0	0	0	0	0	0	0	0	0	0
2:45	0	0	0	0	0	0	0	0	0	0	0	0	0	0
3:00	0	0	0	0	0	0	0	0	0	0	0	0	0	0
3:15	0	0	0	0	0	0	0	0	0	0	0	0	0	0
3:30	0	0	0	0	0	0	0	0	0	0	0	0	0	0
3:45	0	0	0	0	0	0	0	0	0	0	0	0	0	0
4:00	0	0	0	0	0	0	0	0	0	0	0	0	0	0
4:15	0	0	0	0	0	0	0	0	0	0	0	0	0	0
4:30	0	0	0	0	0	0	0	0	0	0	0	0	0	0
4:45	0	0	0	0	0	0	0	0	0	0	0	0	0	0
5:00	0	0	0	0	0	0	0	0	0	0	0	0	0	0
5:15	0	0	0	0	0	0	0	0	0	0	0	0	0	0
5:30	0	0	0	0	0	0	0	0	0	0	0	0	0	0
5:45	0	0	0	0	2	0	0	0	0	0	0	0	0	2
6:00	0	0	0	1	0	0	0	0	0	0	0	0	0	1
6:15	0	0	0	1	0	1	0	0	0	0	0	0	0	2
6:30	0	0	0	0	0	0	0	0	0	0	0	0	0	0
6:45	0	0	1	0	0	0	0	0	0	0	0	0	0	1
7:00	0	1	2	1	1	0	0	0	0	0	0	0	0	5
7:15	0	1	2	2	1	0	0	0	0	0	0	0	0	6
7:30	4	5	4	4	3	0	0	0	0	0	0	0	0	20
7:45	3	3	13	19	4	0	1	0	0	0	0	0	0	43
8:00	0	0	6	8	3	0	0	0	0	0	0	0	0	17
8:15	0	0	1	2	2	0	0	0	0	0	0	0	0	5
8:30	1	1	0	1	0	0	0	0	0	0	0	0	0	3
8:45	0	0	0	0	0	0	0	0	0	0	0	0	0	0
9:00	0	0	1	2	0	0	0	0	0	0	0	0	0	3
9:15	0	1	0	0	0	0	0	0	0	0	0	0	0	1
9:30	0	1	0	1	1	0	0	0	0	0	0	0	0	3
9:45	0	0	1	1	1	0	0	0	0	0	0	0	0	3
10:00	0	0	1	0	2	1	0	0	0	0	0	0	0	4
10:15	0	0	2	0	0	0	0	0	0	0	0	0	0	2
10:30	2	0	2	1	0	0	0	0	0	0	0	0	0	5
10:45	1	0	2	0	0	0	0	0	0	0	0	0	0	3
11:00	0	0	1	0	2	0	0	0	0	0	0	0	0	3
11:15	0	0	1	2	1	0	0	0	0	0	0	0	0	4
11:30	0	0	1	1	0	0	0	0	0	0	0	0	0	2
11:45	1	0	1	1	1	0	1	0	0	0	0	0	0	5
12:00 PM	0	2	1	1	0	0	0	0	0	0	0	0	0	4
12:15	1	0	0	1	0	0	0	0	0	0	0	0	0	2
12:30	0	2	1	0	1	0	0	0	0	0	0	0	0	4
12:45	0	0	0	0	0	0	0	0	0	0	0	0	0	0
13:00	0	1	3	2	0	0	0	0	0	0	0	0	0	6
13:15	1	2	0	0	1	0	0	0	0	0	0	0	0	4
13:30	0	1	0	1	2	0	0	0	0	0	0	0	0	4
13:45	0	0	3	2	3	0	0	0	0	0	0	0	0	8
14:00	1	2	0	0	0	0	0	0	0	0	0	0	0	3
14:15	1	0	1	4	0	0	0	0	0	0	0	0	0	6
14:30	1	1	0	2	0	0	0	0	0	0	0	0	0	4
14:45	1	1	0	2	0	0	0	0	0	0	0	0	0	4
15:00	12	9	16	7	1	0	0	0	0	0	0	0	0	45
15:15	0	2	2	6	2	0	0	0	0	0	0	0	0	12
15:30	1	0	2	3	1	0	0	0	0	0	0	0	0	7
15:45	2	0	2	2	0	0	0	0	0	0	0	0	0	6
16:00	0	0	2	1	0	0	0	0	0	0	0	0	0	3
16:15	1	1	0	3	1	0	0	0	0	0	0	0	0	6
16:30	0	0	2	1	0	0	0	0	0	0	0	0	0	3
16:45	1	0	2	3	0	0	0	0	0	0	0	0	0	6
17:00	0	2	0	2	1	0	0	0	0	0	0	0	0	5
17:15	1	1	2	1	0	0	0	0	0	0	0	0	0	5
17:30	0	0	1	2	2	0	0	0	0	0	0	0	0	5
17:45	0	0	0	0	0	0	0	0	0	0	0	0	0	0
18:00	0	1	1	0	0	0	0	0	0	0	0	0	0	2
18:15	0	0	1	1	0	0	0	0	0	0	0	0	0	2
18:30	1	0	2	1	0	0	0	0	0	0	0	0	0	4
18:45	2	0	0	2	1	0	0	0	0	0	0	0	0	5
19:00	0	0	1	2	0	0	0	0	0	0	0	0	0	3
19:15	0	0	1	1	2	0	0	0	0	0	0	0	0	4
19:30	0	0	0	0	1	0	0	0	0	0	0	0	0	1
19:45	1	0	2	0	0	0	0	0	0	0	0	0	0	3
20:00	0	0	0	0	1	0	0	0	0	0	0	0	0	1
20:15	1	0	1	0	0	0	0	0	0	0	0	0	0	2
20:30	1	0	0	0	0	0	0	0	0	0	0	0	0	1
20:45	0	0	0	0	0	0	0	0	0	0	0	0	0	0
21:00	0	0	0	1	0	0	0	0	0	0	0	0	0	1
21:15	1	1	2	0	0	0	0	0	0	0	0	0	0	4
21:30	1	0	0	0	0	0	0	0	0	0	0	0	0	1
21:45	0	0	0	2	1	0	0	0	0	0	0	0	0	3
22:00	0	0	0	0	0	0	0	0	0	0	0	0	0	0
22:15	0	0	1	0	0	0	0	0	0	0	0	0	0	1
22:30	0	0	1	0	0	0	0	0	0	0	0	0	0	1
22:45	0	0	1	0	0	0	0	0	0	0	0	0	0	1
23:00	0	0	0	0	0	0	0	0	0	0	0	0	0	0
23:15	0	0	0	0	0	0	0	0	0	0	0	0	0	0
23:30	0	0	1	0	0	0	0	0	0	0	0	0	0	1
23:45	0	0	0	0	0	0	0	0	0	0	0	0	0	0
Totals	45	42	97	105	45	2	3							339
% of Totals	13%	12%	29%	31%	13%	1%	1%							100%

AM Volumes	13	13	42	49	24	2	3	0	0	0	0	0	0	146
% AM	4%	4%	12%	14%	7%	1%	1%							43%
AM Peak Hour	7:00	7:00	7:15	7:15	7:30	5:30	0:30							7:15
Volume	7	10	25	33	12	1	1							86
PM Volumes	32	29	55	56	21	0	0	0	0	0	0	0	0	193
% PM	9%	9%	16%	17%	6%									57%
PM Peak Hour	14:15	14:30	15:00	14:45	13:00									15:00
Volume	15	13	22	18	6									70

Directional Peak Periods	AM 7-9			NOON 12-2			PM 4-6			Off Peak Volumes		
All Classes	Volume	⟷	%	Volume	⟷	%	Volume	⟷	%	Volume	⟷	%
	99	⟷	29%	32	⟷	9%	33	⟷	10%	175	⟷	52%

Street Name	Direction	Percentiles					
		15th	50th	Average	85th	95th	ADT
S Virginia Ave	North Bound	16	24	23	30	34	339
S Virginia Ave	South Bound	16	24	23	29	33	286

Prepared by National Data & Surveying Services

SPEED

S Virginia Ave Bet. W Verdugo Ave & W Oak St

Day: Wednesday
Date: 1/18/2023

City: Burbank
Project #: CA23_020030_029s

South Bound

Time	< 15	15 - 19	20 - 24	25 - 29	30 - 34	35 - 39	40 - 44	45 - 49	50 - 54	55 - 59	60 - 64	65 - 69	70 +	Total
0:00 AM	0	0	0	0	0	0	0	0	0	0	0	0	0	0
0:15	0	0	0	0	0	0	0	0	0	0	0	0	0	0
0:30	0	0	0	0	0	0	0	0	0	0	0	0	0	0
0:45	0	0	0	0	0	0	0	0	0	0	0	0	0	0
1:00	0	0	0	0	0	0	0	0	0	0	0	0	0	0
1:15	0	0	0	0	0	0	0	0	0	0	0	0	0	0
1:30	0	0	0	0	0	0	0	0	0	0	0	0	0	0
1:45	0	0	0	0	0	0	0	0	0	0	0	0	0	0
2:00	0	0	0	0	0	0	0	0	0	0	0	0	0	0
2:15	1	0	0	0	0	0	0	0	0	0	0	0	0	1
2:30	0	0	0	0	0	0	0	0	0	0	0	0	0	0
2:45	0	0	0	0	0	0	0	0	0	0	0	0	0	0
3:00	0	0	0	0	0	0	0	0	0	0	0	0	0	0
3:15	0	0	0	0	0	0	0	0	0	0	0	0	0	0
3:30	0	0	0	0	0	0	0	0	0	0	0	0	0	0
3:45	0	0	0	0	0	0	0	0	0	0	0	0	0	0
4:00	0	0	0	0	0	0	0	0	0	0	0	0	0	0
4:15	0	0	0	1	0	0	0	0	0	0	0	0	0	1
4:30	0	0	0	0	0	0	0	0	0	0	0	0	0	0
4:45	0	0	0	1	0	0	0	0	0	0	0	0	0	1
5:00	0	0	0	0	0	0	0	0	0	0	0	0	0	0
5:15	0	0	0	0	0	0	0	0	0	0	0	0	0	0
5:30	0	0	0	0	0	0	0	0	0	0	0	0	0	0
5:45	0	0	0	0	1	0	0	0	0	0	0	0	0	1
6:00	1	0	0	0	0	0	0	0	0	0	0	0	0	1
6:15	0	0	1	0	0	0	0	0	0	0	0	0	0	1
6:30	0	0	0	1	0	0	0	0	0	0	0	0	0	1
6:45	0	1	0	0	1	0	0	0	0	0	0	0	0	2
7:00	0	0	0	0	2	0	0	0	0	0	0	0	0	2
7:15	1	1	2	1	0	0	0	0	0	0	0	0	0	5
7:30	2	6	18	8	3	0	0	0	0	0	0	0	0	37
7:45	2	10	31	17	2	0	0	0	0	0	0	0	0	62
8:00	0	0	0	0	0	0	0	0	0	0	0	0	0	0
8:15	2	0	1	3	0	0	0	0	0	0	0	0	0	6
8:30	0	1	0	1	0	0	0	0	0	0	0	0	0	2
8:45	1	2	0	0	0	1	0	0	0	0	0	0	0	4
9:00	0	0	0	1	0	0	0	0	0	0	0	0	0	1
9:15	2	0	1	1	1	0	0	0	0	0	0	0	0	5
9:30	0	0	1	1	0	0	0	0	0	0	0	0	0	2
9:45	1	0	0	1	0	0	0	0	0	0	0	0	0	2
10:00	0	0	1	0	0	0	0	0	0	0	0	0	0	1
10:15	0	0	1	0	1	0	0	0	0	0	0	0	0	2
10:30	0	0	2	1	1	0	0	0	0	0	0	0	0	4
10:45	0	1	0	1	0	0	0	0	0	0	0	0	0	2
11:00	0	0	0	0	0	0	0	0	0	0	0	0	0	0
11:15	0	1	0	0	0	0	0	0	0	0	0	0	0	1
11:30	1	1	0	1	0	0	0	0	0	0	0	0	0	3
11:45	0	0	1	0	0	0	0	0	0	0	0	0	0	1
12:00 PM	0	0	0	3	1	0	0	0	0	0	0	0	0	4
12:15	0	0	0	0	1	0	0	0	0	0	0	0	0	1
12:30	2	0	3	0	1	0	0	0	0	0	0	0	0	6
12:45	0	0	2	1	0	0	0	0	0	0	0	0	0	3
13:00	0	0	0	1	0	0	0	0	0	0	0	0	0	1
13:15	1	0	0	1	0	0	0	0	0	0	0	0	0	2
13:30	0	0	2	0	0	0	0	0	0	0	0	0	0	2
13:45	0	0	0	0	0	0	0	0	0	0	0	0	0	0
14:00	0	1	1	0	1	0	0	0	0	0	0	0	0	3
14:15	3	0	0	0	1	0	0	0	0	0	0	0	0	4
14:30	1	3	5	6	4	1	0	0	0	0	0	0	0	20
14:45	1	2	3	6	1	0	0	0	0	0	0	0	0	13
15:00	10	5	3	1	0	0	0	0	0	0	0	0	0	19
15:15	0	2	0	2	0	1	0	0	0	0	0	0	0	5
15:30	0	0	1	2	1	0	0	0	0	0	0	0	0	4
15:45	1	0	2	4	1	1	0	0	0	0	0	0	0	9
16:00	0	0	1	1	0	0	0	0	0	0	0	0	0	2
16:15	0	0	0	1	0	0	0	0	0	0	0	0	0	1
16:30	1	1	1	2	0	0	0	0	0	0	0	0	0	5
16:45	0	1	1	1	0	0	0	0	0	0	0	0	0	3
17:00	0	0	0	2	0	0	0	0	0	0	0	0	0	2
17:15	0	0	0	1	0	0	0	0	0	0	0	0	0	1
17:30	0	0	2	4	0	0	0	0	0	0	0	0	0	6
17:45	0	0	0	0	0	0	0	0	0	0	0	0	0	0
18:00	0	1	0	1	1	0	0	0	0	0	0	0	0	3
18:15	0	0	0	0	0	0	0	0	0	0	0	0	0	0
18:30	0	0	0	0	1	0	0	0	0	0	0	0	0	1
18:45	0	0	0	2	0	0	0	0	0	0	0	0	0	2
19:00	0	0	2	1	0	0	0	0	0	0	0	0	0	3
19:15	1	1	0	0	0	0	0	0	0	0	0	0	0	2
19:30	0	0	0	0	1	0	0	0	0	0	0	0	0	1
19:45	1	0	0	1	0	0	0	0	0	0	0	0	0	2
20:00	0	0	0	0	0	0	0	0	0	0	0	0	0	0
20:15	1	0	0	0	0	0	0	0	0	0	0	0	0	1
20:30	0	0	0	0	0	0	0	0	0	0	0	0	0	0
20:45	0	0	0	0	0	0	0	0	0	0	0	0	0	0
21:00	0	0	2	0	0	0	0	0	0	0	0	0	0	2
21:15	0	0	0	0	0	0	0	0	0	0	0	0	0	0
21:30	0	0	0	0	0	0	0	0	0	0	0	0	0	0
21:45	0	0	0	1	0	0	0	0	0	0	0	0	0	1
22:00	0	0	0	0	0	0	0	0	0	0	0	0	0	0
22:15	0	0	0	0	0	0	0	0	0	0	0	0	0	0
22:30	0	0	0	0	0	0	0	0	0	0	0	0	0	0
22:45	0	0	0	0	0	0	0	0	0	0	0	0	0	0
23:00	0	0	1	0	0	0	0	0	0	0	0	0	0	1
23:15	0	0	0	0	0	0	0	0	0	0	0	0	0	0
23:30	0	0	0	0	0	0	0	0	0	0	0	0	0	0
23:45	0	0	0	0	0	0	0	0	0	0	0	0	0	0
Totals	37	41	92	85	27	4								286
% of Totals	13%	14%	32%	30%	9%	1%								100%

AM Volumes	14	24	60	40	12	1	0	0	0	0	0	0	0	151
% AM	5%	8%	21%	14%	4%	0%								53%
AM Peak Hour	7:30	7:00	7:00	7:30	7:00	8:00								7:00
Volume	6	17	51	28	7	1								106
PM Volumes	23	17	32	45	15	3	0	0	0	0	0	0	0	135
% PM	8%	6%	11%	16%	5%	1%								47%
PM Peak Hour	14:15	14:30	14:15	14:30	14:00	14:30								14:30
Volume	15	12	11	15	7	2								57

Directional Peak Periods	AM 7-9			NOON 12-2			PM 4-6			Off Peak Volumes		
All Classes	Volume	⟷	%	Volume	⟷	%	Volume	⟷	%	Volume	⟷	%
	118		41%	19		7%	20		7%	129		45%

Street Name	Direction	Percentiles					
		15th	50th	Average	85th	95th	ADT
S Virginia Ave	North Bound	16	24	23	30	34	339
S Virginia Ave	South Bound	16	24	23	29	33	286

Prepared by National Data & Surveying Services

SPEED

S Virginia Ave Bet. W Verdugo Ave & W Oak St

Day: Wednesday
Date: 1/18/2023

City: Burbank
Project #: CA23_020030_029

Summary

Time	< 15	15 - 19	20 - 24	25 - 29	30 - 34	35 - 39	40 - 44	45 - 49	50 - 54	55 - 59	60 - 64	65 - 69	70 +	Total
0:00 AM	0	0	0	0	0	0	0	0	0	0	0	0	0	0
0:15	0	0	0	0	0	0	0	0	0	0	0	0	0	0
0:30	0	0	0	0	0	0	0	0	0	0	0	0	0	0
0:45	0	0	0	0	0	0	0	0	0	0	0	0	0	0
1:00	0	0	0	1	0	0	0	0	0	0	0	0	0	1
1:15	0	0	0	0	0	0	1	0	0	0	0	0	0	1
1:30	0	0	0	0	0	0	0	0	0	0	0	0	0	0
1:45	0	0	0	0	0	0	0	0	0	0	0	0	0	0
2:00	0	0	0	0	0	0	0	0	0	0	0	0	0	0
2:15	2	0	0	0	0	0	0	0	0	0	0	0	0	2
2:30	0	0	0	0	0	0	0	0	0	0	0	0	0	0
2:45	0	0	0	0	0	0	0	0	0	0	0	0	0	0
3:00	0	0	0	0	0	0	0	0	0	0	0	0	0	0
3:15	0	0	0	0	0	0	0	0	0	0	0	0	0	0
3:30	0	0	0	0	0	0	0	0	0	0	0	0	0	0
3:45	0	0	0	0	0	0	0	0	0	0	0	0	0	0
4:00	0	0	0	0	0	0	0	0	0	0	0	0	0	0
4:15	0	0	0	1	0	0	0	0	0	0	0	0	0	1
4:30	0	0	0	0	0	0	0	0	0	0	0	0	0	0
4:45	0	0	0	1	0	0	0	0	0	0	0	0	0	1
5:00	0	0	0	0	0	0	0	0	0	0	0	0	0	0
5:15	0	0	0	0	0	0	0	0	0	0	0	0	0	0
5:30	0	0	0	0	0	0	0	0	0	0	0	0	0	0
5:45	0	0	0	0	3	0	0	0	0	0	0	0	0	3
6:00	1	0	0	1	0	0	0	0	0	0	0	0	0	2
6:15	0	0	1	1	0	1	0	0	0	0	0	0	0	3
6:30	0	0	0	1	0	0	0	0	0	0	0	0	0	1
6:45	0	1	1	0	1	0	0	0	0	0	0	0	0	3
7:00	0	1	2	1	3	0	0	0	0	0	0	0	0	7
7:15	1	2	4	3	1	0	0	0	0	0	0	0	0	11
7:30	6	11	22	12	6	0	0	0	0	0	0	0	0	57
7:45	5	13	44	36	6	0	1	0	0	0	0	0	0	105
8:00	0	0	6	8	3	0	0	0	0	0	0	0	0	17
8:15	2	0	2	5	2	0	0	0	0	0	0	0	0	11
8:30	1	2	0	2	0	0	0	0	0	0	0	0	0	5
8:45	1	2	0	0	0	1	0	0	0	0	0	0	0	4
9:00	0	0	1	3	0	0	0	0	0	0	0	0	0	4
9:15	2	1	1	1	1	0	0	0	0	0	0	0	0	6
9:30	0	1	1	2	1	0	0	0	0	0	0	0	0	5
9:45	1	0	1	2	1	0	0	0	0	0	0	0	0	5
10:00	0	0	2	0	2	1	0	0	0	0	0	0	0	5
10:15	0	0	3	0	1	0	0	0	0	0	0	0	0	4
10:30	2	0	4	2	1	0	0	0	0	0	0	0	0	9
10:45	1	1	2	1	0	0	0	0	0	0	0	0	0	5
11:00	0	0	1	0	2	0	0	0	0	0	0	0	0	3
11:15	0	1	1	2	1	0	0	0	0	0	0	0	0	5
11:30	1	1	1	2	0	0	0	0	0	0	0	0	0	5
11:45	1	0	2	1	1	0	1	0	0	0	0	0	0	6
12:00 PM	0	2	1	4	1	0	0	0	0	0	0	0	0	8
12:15	1	0	0	1	1	0	0	0	0	0	0	0	0	3
12:30	2	2	4	0	2	0	0	0	0	0	0	0	0	10
12:45	0	0	2	1	0	0	0	0	0	0	0	0	0	3
13:00	0	1	3	3	0	0	0	0	0	0	0	0	0	7
13:15	2	2	0	1	1	0	0	0	0	0	0	0	0	6
13:30	0	1	2	1	2	0	0	0	0	0	0	0	0	6
13:45	0	0	3	2	3	0	0	0	0	0	0	0	0	8
14:00	1	3	1	0	1	0	0	0	0	0	0	0	0	6
14:15	4	0	1	4	1	0	0	0	0	0	0	0	0	10
14:30	2	4	5	8	4	1	0	0	0	0	0	0	0	24
14:45	2	3	3	8	1	0	0	0	0	0	0	0	0	17
15:00	22	14	19	8	1	0	0	0	0	0	0	0	0	64
15:15	0	4	2	8	2	1	0	0	0	0	0	0	0	17
15:30	1	0	3	5	2	0	0	0	0	0	0	0	0	11
15:45	3	0	4	6	1	1	0	0	0	0	0	0	0	15
16:00	0	0	3	2	0	0	0	0	0	0	0	0	0	5
16:15	1	1	0	4	1	0	0	0	0	0	0	0	0	7
16:30	1	1	3	3	0	0	0	0	0	0	0	0	0	8
16:45	1	1	3	4	0	0	0	0	0	0	0	0	0	9
17:00	0	2	0	4	1	0	0	0	0	0	0	0	0	7
17:15	1	1	2	2	0	0	0	0	0	0	0	0	0	6
17:30	0	0	3	6	2	0	0	0	0	0	0	0	0	11
17:45	0	0	0	0	0	0	0	0	0	0	0	0	0	0
18:00	0	2	1	1	1	0	0	0	0	0	0	0	0	5
18:15	0	0	1	1	0	0	0	0	0	0	0	0	0	2
18:30	1	0	2	1	1	0	0	0	0	0	0	0	0	5
18:45	2	0	0	4	1	0	0	0	0	0	0	0	0	7
19:00	0	0	3	3	0	0	0	0	0	0	0	0	0	6
19:15	1	1	1	1	2	0	0	0	0	0	0	0	0	6
19:30	0	0	0	0	2	0	0	0	0	0	0	0	0	2
19:45	2	0	2	1	0	0	0	0	0	0	0	0	0	5
20:00	0	0	0	0	1	0	0	0	0	0	0	0	0	1
20:15	2	0	1	0	0	0	0	0	0	0	0	0	0	3
20:30	1	0	0	0	0	0	0	0	0	0	0	0	0	1
20:45	0	0	0	0	0	0	0	0	0	0	0	0	0	0
21:00	0	0	2	1	0	0	0	0	0	0	0	0	0	3
21:15	1	1	2	0	0	0	0	0	0	0	0	0	0	4
21:30	1	0	0	0	0	0	0	0	0	0	0	0	0	1
21:45	0	0	0	3	1	0	0	0	0	0	0	0	0	4
22:00	0	0	0	0	0	0	0	0	0	0	0	0	0	0
22:15	0	0	1	0	0	0	0	0	0	0	0	0	0	1
22:30	0	0	1	0	0	0	0	0	0	0	0	0	0	1
22:45	0	0	1	0	0	0	0	0	0	0	0	0	0	1
23:00	0	0	1	0	0	0	0	0	0	0	0	0	0	1
23:15	0	0	0	0	0	0	0	0	0	0	0	0	0	0
23:30	0	0	1	0	0	0	0	0	0	0	0	0	0	1
23:45	0	0	0	0	0	0	0	0	0	0	0	0	0	0
Totals	82	83	189	190	72	6	3							625
% of Totals	13%	13%	30%	30%	12%	1%	0%							100%

AM Volumes	27	37	102	89	36	3	3	0	0	0	0	0	0	297
% AM	4%	6%	16%	14%	6%	0%	0%							48%
AM Peak Hour	7:30	7:00	7:15	7:30	7:30	5:30	0:30							7:15
Volume	13	27	76	61	17	1	1							190
PM Volumes	55	46	87	101	36	3	0	0	0	0	0	0	0	328
% PM	9%	7%	14%	16%	6%	0%								52%
PM Peak Hour	14:15	14:30	14:30	14:30	13:45	14:30								14:30
Volume	30	25	29	32	9	2								122

Directional Peak Periods	AM 7-9			NOON 12-2			PM 4-6			Off Peak Volumes		
All Classes	Volume	⟷	%	Volume	⟷	%	Volume	⟷	%	Volume	⟷	%
	217		35%	51		8%	53		8%	304		49%

Street Name	Direction	Percentiles					
		15th	50th	Average	85th	95th	ADT
S Virginia Ave	Summary	16	24	23	30	33	625

Prepared by National Data & Surveying Services

SPEED

S Virginia Ave Bet. W Verdugo Ave & W Oak St

Day: Wednesday
Date: 1/18/2023

City: Burbank
Project #: CA23_020030_029n

North Bound

Time	< 15	15 - 19	20 - 24	25 - 29	30 - 34	35 - 39	40 - 44	45 - 49	50 - 54	55 - 59	60 - 64	65 - 69	70 +	Total
0:00 AM	0	0	0	0	0	0	0	0	0	0	0	0	0	0
1:00	0	0	0	1	0	0	1	0	0	0	0	0	0	2
2:00	1	0	0	0	0	0	0	0	0	0	0	0	0	1
3:00	0	0	0	0	0	0	0	0	0	0	0	0	0	0
4:00	0	0	0	0	0	0	0	0	0	0	0	0	0	0
5:00	0	0	0	0	2	0	0	0	0	0	0	0	0	2
6:00	0	0	1	2	0	1	0	0	0	0	0	0	0	4
7:00	7	10	21	26	9	0	1	0	0	0	0	0	0	74
8:00	1	1	7	11	5	0	0	0	0	0	0	0	0	25
9:00	0	2	2	4	2	0	0	0	0	0	0	0	0	10
10:00	3	0	7	1	2	1	0	0	0	0	0	0	0	14
11:00	1	0	4	4	4	0	1	0	0	0	0	0	0	14
12:00 PM	1	4	2	2	1	0	0	0	0	0	0	0	0	10
13:00	1	4	6	5	6	0	0	0	0	0	0	0	0	22
14:00	4	4	1	8	0	0	0	0	0	0	0	0	0	17
15:00	15	11	22	18	4	0	0	0	0	0	0	0	0	70
16:00	2	1	6	8	1	0	0	0	0	0	0	0	0	18
17:00	1	3	3	5	3	0	0	0	0	0	0	0	0	15
18:00	3	1	4	4	1	0	0	0	0	0	0	0	0	13
19:00	1	0	4	3	3	0	0	0	0	0	0	0	0	11
20:00	2	0	1	0	1	0	0	0	0	0	0	0	0	4
21:00	2	1	2	3	1	0	0	0	0	0	0	0	0	9
22:00	0	0	3	0	0	0	0	0	0	0	0	0	0	3
23:00	0	0	1	0	0	0	0	0	0	0	0	0	0	1
Totals	45	42	97	105	45	2	3							339
% of Totals	13%	12%	29%	31%	13%	1%	1%							100%

AM Volumes	13	13	42	49	24	2	3	0	0	0	0	0	0	146
% AM	4%	4%	12%	14%	7%	1%	1%							43%
AM Peak Hour	7:00	7:00	7:00	7:00	7:00	6:00	1:00							7:00
Volume	7	10	21	26	9	1	1							74
PM Volumes	32	29	55	56	21	0	0	0	0	0	0	0	0	193
% PM	9%	9%	16%	17%	6%									57%
PM Peak Hour	15:00	15:00	15:00	15:00	13:00									15:00
Volume	15	11	22	18	6									70

Directional Peak Periods	AM 7-9			NOON 12-2			PM 4-6			Off Peak Volumes		
All Speeds	Volume	↔	%	Volume	↔	%	Volume	↔	%	Volume	↔	%
	99	↔	29%	32	↔	9%	33	↔	10%	175	↔	52%

Street Name	Direction	Percentiles					
		15th	50th	Average	85th	95th	ADT
S Virginia Ave	North Bound	16	24	23	30	34	339
S Virginia Ave	South Bound	16	24	23	29	33	286

Prepared by National Data & Surveying Services

SPEED

S Virginia Ave Bet. W Verdugo Ave & W Oak St

Day: Wednesday
Date: 1/18/2023

City: Burbank
Project #: CA23_020030_029s

South Bound

Time	< 15	15 - 19	20 - 24	25 - 29	30 - 34	35 - 39	40 - 44	45 - 49	50 - 54	55 - 59	60 - 64	65 - 69	70 +	Total
0:00 AM	0	0	0	0	0	0	0	0	0	0	0	0	0	0
1:00	0	0	0	0	0	0	0	0	0	0	0	0	0	0
2:00	1	0	0	0	0	0	0	0	0	0	0	0	0	1
3:00	0	0	0	0	0	0	0	0	0	0	0	0	0	0
4:00	0	0	0	2	0	0	0	0	0	0	0	0	0	2
5:00	0	0	0	0	1	0	0	0	0	0	0	0	0	1
6:00	1	1	1	1	1	0	0	0	0	0	0	0	0	5
7:00	5	17	51	26	7	0	0	0	0	0	0	0	0	106
8:00	3	3	1	4	0	1	0	0	0	0	0	0	0	12
9:00	3	0	2	4	1	0	0	0	0	0	0	0	0	10
10:00	0	1	4	2	2	0	0	0	0	0	0	0	0	9
11:00	1	2	1	1	0	0	0	0	0	0	0	0	0	5
12:00 PM	2	0	5	4	3	0	0	0	0	0	0	0	0	14
13:00	1	0	2	2	0	0	0	0	0	0	0	0	0	5
14:00	5	6	9	12	7	1	0	0	0	0	0	0	0	40
15:00	11	7	6	9	2	2	0	0	0	0	0	0	0	37
16:00	1	2	3	5	0	0	0	0	0	0	0	0	0	11
17:00	0	0	2	7	0	0	0	0	0	0	0	0	0	9
18:00	0	1	0	3	2	0	0	0	0	0	0	0	0	6
19:00	2	1	2	2	1	0	0	0	0	0	0	0	0	8
20:00	1	0	0	0	0	0	0	0	0	0	0	0	0	1
21:00	0	0	2	1	0	0	0	0	0	0	0	0	0	3
22:00	0	0	0	0	0	0	0	0	0	0	0	0	0	0
23:00	0	0	1	0	0	0	0	0	0	0	0	0	0	1
Totals	37	41	92	85	27	4								286
% of Totals	13%	14%	32%	30%	9%	1%								100%

AM Volumes	14	24	60	40	12	1	0	0	0	0	0	0	0	151
% AM	5%	8%	21%	14%	4%	0%								53%
AM Peak Hour	7:00	7:00	7:00	7:00	7:00	8:00								7:00
Volume	5	17	51	26	7	1								106
PM Volumes	23	17	32	45	15	3	0	0	0	0	0	0	0	135
% PM	8%	6%	11%	16%	5%	1%								47%
PM Peak Hour	15:00	15:00	14:00	14:00	14:00	15:00								14:00
Volume	11	7	9	12	7	2								40

Directional Peak Periods	AM 7-9			NOON 12-2			PM 4-6			Off Peak Volumes		
All Speeds	Volume		%	Volume		%	Volume		%	Volume		%
	118	↔	41%	19	↔	7%	20	↔	7%	129	↔	45%

Street Name	Direction	Percentiles					
		15th	50th	Average	85th	95th	ADT
S Virginia Ave	North Bound	16	24	23	30	34	339
S Virginia Ave	South Bound	16	24	23	29	33	286

Prepared by National Data & Surveying Services

SPEED

S Virginia Ave Bet. W Verdugo Ave & W Oak St

Day: Wednesday
Date: 1/18/2023

City: Burbank
Project #: CA23_020030_029

Summary

Time	< 15	15 - 19	20 - 24	25 - 29	30 - 34	35 - 39	40 - 44	45 - 49	50 - 54	55 - 59	60 - 64	65 - 69	70 +	Total
0:00 AM	0	0	0	0	0	0	0	0	0	0	0	0	0	0
1:00	0	0	0	1	0	0	1	0	0	0	0	0	0	2
2:00	2	0	0	0	0	0	0	0	0	0	0	0	0	2
3:00	0	0	0	0	0	0	0	0	0	0	0	0	0	0
4:00	0	0	0	2	0	0	0	0	0	0	0	0	0	2
5:00	0	0	0	0	3	0	0	0	0	0	0	0	0	3
6:00	1	1	2	3	1	1	0	0	0	0	0	0	0	9
7:00	12	27	72	52	16	0	1	0	0	0	0	0	0	180
8:00	4	4	8	15	5	1	0	0	0	0	0	0	0	37
9:00	3	2	4	8	3	0	0	0	0	0	0	0	0	20
10:00	3	1	11	3	4	1	0	0	0	0	0	0	0	23
11:00	2	2	5	5	4	0	1	0	0	0	0	0	0	19
12:00 PM	3	4	7	6	4	0	0	0	0	0	0	0	0	24
13:00	2	4	8	7	6	0	0	0	0	0	0	0	0	27
14:00	9	10	10	20	7	1	0	0	0	0	0	0	0	57
15:00	26	18	28	27	6	2	0	0	0	0	0	0	0	107
16:00	3	3	9	13	1	0	0	0	0	0	0	0	0	29
17:00	1	3	5	12	3	0	0	0	0	0	0	0	0	24
18:00	3	2	4	7	3	0	0	0	0	0	0	0	0	19
19:00	3	1	6	5	4	0	0	0	0	0	0	0	0	19
20:00	3	0	1	0	1	0	0	0	0	0	0	0	0	5
21:00	2	1	4	4	1	0	0	0	0	0	0	0	0	12
22:00	0	0	3	0	0	0	0	0	0	0	0	0	0	3
23:00	0	0	2	0	0	0	0	0	0	0	0	0	0	2
Totals	82	83	189	190	72	6	3							625
% of Totals	13%	13%	30%	30%	12%	1%	0%							100%

AM Volumes	27	37	102	89	36	3	3	0	0	0	0	0	0	297
% AM	4%	6%	16%	14%	6%	0%	0%							48%
AM Peak Hour	7:00	7:00	7:00	7:00	7:00	6:00	1:00							7:00
Volume	12	27	72	52	16	1	1							180
PM Volumes	55	46	87	101	36	3	0	0	0	0	0	0	0	328
% PM	9%	7%	14%	16%	6%	0%								52%
PM Peak Hour	15:00	15:00	15:00	15:00	14:00	15:00								15:00
Volume	26	18	28	27	7	2								107

Directional Peak Periods	AM 7-9			NOON 12-2			PM 4-6			Off Peak Volumes		
All Speeds	Volume		%	Volume		%	Volume		%	Volume		%
	217	↔	35%	51	↔	8%	53	↔	8%	304	↔	49%

Street Name	Direction	Percentiles					
		15th	50th	Average	85th	95th	ADT
S Virginia Ave	Summary	16	24	23	30	33	625

Prepared by NDS/ATD

Prepared by National Data & Surveying Services

VOLUME

S Virginia Ave Bet. W Verdugo Ave & W Oak St

Day: Wednesday
Date: 1/18/2023

City: Burbank
Project #: CA23_020030_029

DAILY TOTALS	NB	SB	EB	WB	Total
	339	286	0	0	625

AM Period	NB		SB		EB	WB	TOTAL		PM Period	NB		SB		EB	WB	TOTAL	
0:00	0		0		0	0			12:00	4		4		0	0	8	
0:15	0		0		0	0			12:15	2		1		0	0	3	
0:30	0		0		0	0			12:30	4		6		0	0	10	
0:45	0		0		0	0			12:45	0	10	3	14	0	0	3	24
1:00	1		0		0	0	1		13:00	6		1		0	0	7	
1:15	1		0		0	0	1		13:15	4		2		0	0	6	
1:30	0		0		0	0			13:30	4		2		0	0	6	
1:45	0	2	0		0	0		2	13:45	8	22	0	5	0	0	8	27
2:00	0		0		0	0			14:00	3		3		0	0	6	
2:15	1		1		0	0	2		14:15	6		4		0	0	10	
2:30	0		0		0	0			14:30	4		20		0	0	24	
2:45	0	1	0	1	0	0		2	14:45	4	17	13	40	0	0	17	57
3:00	0		0		0	0			15:00	45		19		0	0	64	
3:15	0		0		0	0			15:15	12		5		0	0	17	
3:30	0		0		0	0			15:30	7		4		0	0	11	
3:45	0		0		0	0			15:45	6	70	9	37	0	0	15	107
4:00	0		0		0	0			16:00	3		2		0	0	5	
4:15	0		1		0	0	1		16:15	6		1		0	0	7	
4:30	0		0		0	0			16:30	3		5		0	0	8	
4:45	0		1	2	0	0	1	2	16:45	6	18	3	11	0	0	9	29
5:00	0		0		0	0			17:00	5		2		0	0	7	
5:15	0		0		0	0			17:15	5		1		0	0	6	
5:30	0		0		0	0			17:30	5		6		0	0	11	
5:45	2	2	1	1	0	0	3	3	17:45	0	15	0	9	0	0		24
6:00	1		1		0	0	2		18:00	2		3		0	0	5	
6:15	2		1		0	0	3		18:15	2		0		0	0	2	
6:30	0		1		0	0	1		18:30	4		1		0	0	5	
6:45	1	4	2	5	0	0	3	9	18:45	5	13	2	6	0	0	7	19
7:00	5		2		0	0	7		19:00	3		3		0	0	6	
7:15	6		5		0	0	11		19:15	4		2		0	0	6	
7:30	20		37		0	0	57		19:30	1		1		0	0	2	
7:45	43	74	62	106	0	0	105	180	19:45	3	11	2	8	0	0	5	19
8:00	17		0		0	0	17		20:00	1		0		0	0	1	
8:15	5		6		0	0	11		20:15	2		1		0	0	3	
8:30	3		2		0	0	5		20:30	1		0		0	0	1	
8:45	0	25	4	12	0	0	4	37	20:45	0	4	0	1	0	0		5
9:00	3		1		0	0	4		21:00	1		2		0	0	3	
9:15	1		5		0	0	6		21:15	4		0		0	0	4	
9:30	3		2		0	0	5		21:30	1		0		0	0	1	
9:45	3	10	2	10	0	0	5	20	21:45	3	9	1	3	0	0	4	12
10:00	4		1		0	0	5		22:00	0		0		0	0		
10:15	2		2		0	0	4		22:15	1		0		0	0	1	
10:30	5		4		0	0	9		22:30	1		0		0	0	1	
10:45	3	14	2	9	0	0	5	23	22:45	1	3	0		0	0	1	3
11:00	3		0		0	0	3		23:00	0		1		0	0	1	
11:15	4		1		0	0	5		23:15	0		0		0	0		
11:30	2		3		0	0	5		23:30	1		0		0	0	1	
11:45	5	14	1	5	0	0	6	19	23:45	0	1	0	1	0	0		2
TOTALS		146		151				297	TOTALS		193		135				328
SPLIT %		49.2%		50.8%				47.5%	SPLIT %		58.8%		41.2%				52.5%

DAILY TOTALS	NB	SB	EB	WB	Total
	339	286	0	0	625

AM Peak Hour	7:15	7:00			7:15	PM Peak Hour	15:00	14:30			14:30
AM Pk Volume	86	106			190	PM Pk Volume	70	57			122
Pk Hr Factor	0.500	0.427			0.452	Pk Hr Factor	0.389	0.713			0.477
7 - 9 Volume	99	118	0	0	217	4 - 6 Volume	33	20	0	0	53
7 - 9 Peak Hour	7:15	7:00			7:15	4 - 6 Peak Hour	16:45	16:45			16:45
7 - 9 Pk Volume	86	106	0	0	190	4 - 6 Pk Volume	21	12	0	0	33
Pk Hr Factor	0.500	0.427	0.000	0.000	0.452	Pk Hr Factor	0.875	0.500	0.000	0.000	0.750

Prepared by NDS/ATD

Project #: CA23_020030_029 **City:** Burbank

Location: S Virginia Ave Bet. W Verdugo Ave & W Oak **Date:** 1/18/2023

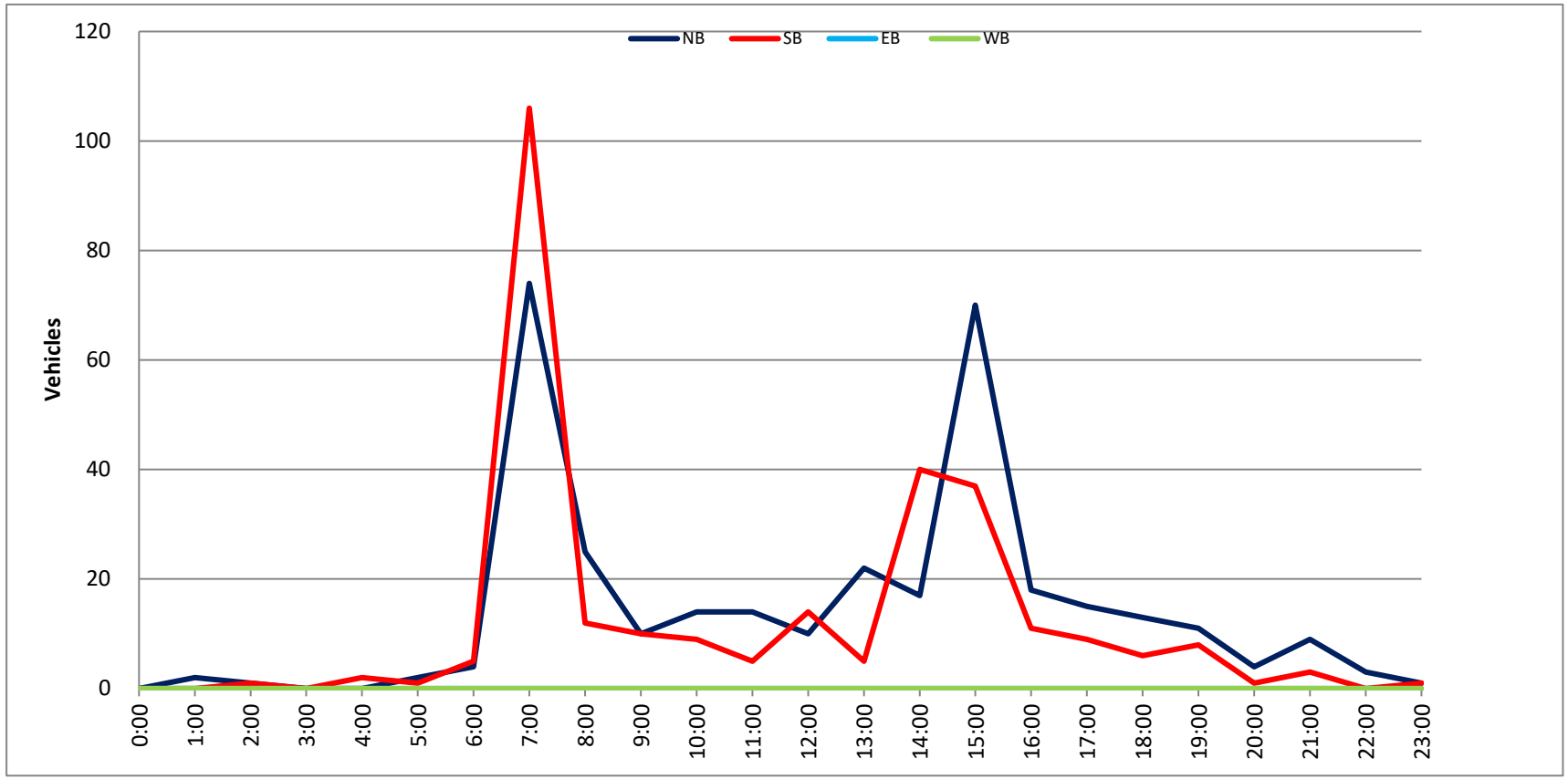

Prepared by National Data & Surveying Services

SPEED

S Virginia Ave Bet. W Verdugo Ave & W Oak St

Day: Thursday
Date: 1/19/2023

City: Burbank
Project #: CA23_020030_029n

North Bound

Time	< 15	15 - 19	20 - 24	25 - 29	30 - 34	35 - 39	40 - 44	45 - 49	50 - 54	55 - 59	60 - 64	65 - 69	70 +	Total
0:00 AM	0	0	0	0	0	0	0	0	0	0	0	0	0	0
0:15	0	0	0	0	0	0	0	0	0	0	0	0	0	0
0:30	0	0	0	0	0	0	0	0	0	0	0	0	0	0
0:45	0	0	0	0	0	0	0	0	0	0	0	0	0	0
1:00	0	0	0	0	0	0	0	0	0	0	0	0	0	0
1:15	0	0	0	0	0	0	0	0	0	0	0	0	0	0
1:30	0	0	0	1	0	0	0	0	0	0	0	0	0	1
1:45	0	0	0	0	0	0	0	0	0	0	0	0	0	0
2:00	0	0	0	0	0	0	0	0	0	0	0	0	0	0
2:15	0	0	0	0	0	0	0	0	0	0	0	0	0	0
2:30	0	0	0	0	0	0	0	0	0	0	0	0	0	0
2:45	0	0	0	0	0	0	0	0	0	0	0	0	0	0
3:00	0	0	0	0	0	0	0	0	0	0	0	0	0	0
3:15	0	0	0	0	0	0	0	0	0	0	0	0	0	0
3:30	0	0	0	0	0	0	0	0	0	0	0	0	0	0
3:45	0	0	0	0	0	0	0	0	0	0	0	0	0	0
4:00	0	0	0	0	0	0	0	0	0	0	0	0	0	0
4:15	0	0	0	0	0	0	0	0	0	0	0	0	0	0
4:30	0	0	0	0	0	0	0	0	0	0	0	0	0	0
4:45	0	0	0	0	0	0	0	0	0	0	0	0	0	0
5:00	0	0	0	0	0	0	0	0	0	0	0	0	0	0
5:15	0	1	0	0	0	0	0	0	0	0	0	0	0	1
5:30	0	0	0	0	0	0	0	0	0	0	0	0	0	0
5:45	0	0	0	0	1	0	0	0	0	0	0	0	0	1
6:00	0	0	0	1	0	0	0	0	0	0	0	0	0	1
6:15	0	0	0	0	0	0	0	0	0	0	0	0	0	0
6:30	0	0	0	1	0	0	0	0	0	0	0	0	0	1
6:45	0	0	0	0	0	0	0	0	0	0	0	0	0	0
7:00	0	1	1	0	0	0	0	0	0	0	0	0	0	2
7:15	2	0	0	3	1	0	0	0	0	0	0	0	0	6
7:30	2	1	8	4	3	3	0	0	0	0	0	0	0	21
7:45	0	6	14	11	7	1	1	2	0	0	0	0	0	42
8:00	0	2	3	2	1	0	0	0	0	0	0	0	0	8
8:15	2	2	1	0	1	1	0	0	0	0	0	0	0	7
8:30	1	1	0	1	0	0	0	0	0	0	0	0	0	3
8:45	0	0	1	1	0	1	0	0	0	0	0	0	0	3
9:00	1	1	0	2	0	0	0	0	0	0	0	0	0	4
9:15	0	1	0	2	0	0	0	0	0	0	0	0	0	3
9:30	1	0	1	0	0	0	0	0	0	0	0	0	0	2
9:45	0	0	1	4	1	0	0	0	0	0	0	0	0	6
10:00	1	0	0	1	0	0	0	0	0	0	0	0	0	2
10:15	0	1	2	1	0	0	0	0	0	0	0	0	0	4
10:30	0	0	0	0	0	0	0	0	0	0	0	0	0	0
10:45	0	0	4	0	0	0	0	0	0	0	0	0	0	4
11:00	0	0	1	1	3	0	0	0	0	0	0	0	0	5
11:15	1	0	0	0	0	0	0	0	0	0	0	0	0	1
11:30	1	0	0	1	0	0	0	0	0	0	0	0	0	2
11:45	0	0	0	0	0	0	0	0	0	0	0	0	0	0
12:00 PM	0	0	0	1	0	0	0	0	0	0	0	0	0	1
12:15	0	0	1	1	0	0	0	0	0	0	0	0	0	2
12:30	0	0	0	0	0	0	0	0	0	0	0	0	0	0
12:45	1	1	1	1	0	0	0	0	0	0	0	0	0	4
13:00	1	1	1	3	0	1	0	0	0	0	0	0	0	7
13:15	1	1	1	0	0	0	0	0	0	0	0	0	0	3
13:30	0	1	1	0	1	0	0	0	0	0	0	0	0	3
13:45	0	0	2	0	0	0	0	0	0	0	0	0	0	2
14:00	1	3	0	1	0	0	0	0	0	0	0	0	0	5
14:15	1	0	2	2	1	0	0	0	0	0	0	0	0	6
14:30	2	0	1	1	0	0	0	0	0	0	0	0	0	4
14:45	1	0	1	0	2	0	0	0	0	0	0	0	0	4
15:00	7	10	13	4	1	0	0	0	0	0	0	0	0	35
15:15	1	3	2	2	3	1	0	0	0	0	0	0	0	12
15:30	0	0	1	2	2	3	0	0	0	0	0	0	0	8
15:45	0	0	0	2	1	0	0	0	0	0	0	0	0	3
16:00	1	0	2	0	0	0	0	0	0	0	0	0	0	3
16:15	0	0	1	2	0	0	0	0	0	0	0	0	0	3
16:30	0	0	0	1	0	0	0	0	0	0	0	0	0	1
16:45	1	0	1	1	1	0	0	0	0	0	0	0	0	4
17:00	0	0	3	1	0	1	0	0	0	0	0	0	0	5
17:15	1	0	1	2	2	0	0	0	0	0	0	0	0	6
17:30	0	2	1	1	0	0	0	0	0	0	0	0	0	4
17:45	1	1	2	1	0	0	0	0	0	0	0	0	0	5
18:00	0	1	1	1	1	0	0	0	0	0	0	0	0	4
18:15	0	1	1	1	2	0	1	0	0	0	0	0	0	6
18:30	0	0	2	2	0	0	0	0	0	0	0	0	0	4
18:45	1	0	0	1	0	0	0	0	0	0	0	0	0	2
19:00	0	0	4	1	1	0	0	0	0	0	0	0	0	6
19:15	0	0	2	0	0	0	0	0	0	0	0	0	0	2
19:30	1	0	1	0	0	0	0	0	0	0	0	0	0	2
19:45	0	0	2	0	0	0	0	0	0	0	0	0	0	2
20:00	0	0	0	1	1	1	0	0	0	0	0	0	0	3
20:15	0	0	0	1	0	0	0	0	0	0	0	0	0	1
20:30	0	0	0	0	0	0	0	0	0	0	0	0	0	0
20:45	0	0	0	0	0	0	0	0	0	0	0	0	0	0
21:00	0	0	1	2	0	0	0	0	0	0	0	0	0	3
21:15	0	0	1	0	0	0	0	0	0	0	0	0	0	1
21:30	0	1	0	0	0	0	0	0	0	0	0	0	0	1
21:45	0	0	0	0	0	0	0	0	0	0	0	0	0	0
22:00	0	1	0	1	1	0	0	0	0	0	0	0	0	3
22:15	0	0	0	1	0	0	0	0	0	0	0	0	0	1
22:30	0	0	0	0	1	0	0	0	0	0	0	0	0	1
22:45	0	0	0	0	1	0	0	0	0	0	0	0	0	1
23:00	0	0	0	0	0	0	0	0	0	0	0	0	0	0
23:15	0	0	0	0	1	0	0	0	0	0	0	0	0	1
23:30	0	0	1	0	0	0	0	0	0	0	0	0	0	1
23:45	0	0	0	0	0	0	0	0	0	0	0	0	0	0
Totals	34	44	91	78	41	13	2	2						305
% of Totals	11%	14%	30%	26%	13%	4%	1%	1%						100%

AM Volumes	12	17	37	37	18	6	1	2	0	0	0	0	0	130
% AM	4%	6%	12%	12%	6%	2%	0%	1%						43%
AM Peak Hour	6:45	7:30	7:30	7:15	7:15	7:30	7:00	7:00						7:30
Volume	4	11	26	20	12	5	1	2						78
PM Volumes	22	27	54	41	23	7	1	0	0	0	0	0	0	175
% PM	7%	9%	18%	13%	8%	2%	0%							57%
PM Peak Hour	14:15	14:30	14:15	15:00	14:45	14:45	17:30							14:45
Volume	11	13	17	10	8	4	1							59

Directional Peak Periods	AM 7-9			NOON 12-2			PM 4-6			Off Peak Volumes		
All Classes	Volume	⟷	%	Volume	⟷	%	Volume	⟷	%	Volume	⟷	%
	92	⟷	30%	22	⟷	7%	31	⟷	10%	160	⟷	52%

Street Name	Direction	Percentiles					
		15th	50th	Average	85th	95th	ADT
S Virginia Ave	North Bound	16	24	24	31	36	305
S Virginia Ave	South Bound	16	23	23	29	33	322

Prepared by National Data & Surveying Services

SPEED

S Virginia Ave Bet. W Verdugo Ave & W Oak St

Day: Thursday
Date: 1/19/2023

City: Burbank
Project #: CA23_020030_029s

South Bound

Time	< 15	15 - 19	20 - 24	25 - 29	30 - 34	35 - 39	40 - 44	45 - 49	50 - 54	55 - 59	60 - 64	65 - 69	70 +	Total
0:00 AM	0	0	0	0	0	0	0	0	0	0	0	0	0	0
0:15	0	0	0	0	0	0	0	0	0	0	0	0	0	0
0:30	0	1	0	0	0	0	0	0	0	0	0	0	0	1
0:45	0	0	0	0	0	0	0	0	0	0	0	0	0	0
1:00	0	0	0	0	0	0	0	0	0	0	0	0	0	0
1:15	0	0	0	0	0	0	0	0	0	0	0	0	0	0
1:30	0	0	0	0	0	0	0	0	0	0	0	0	0	0
1:45	0	0	0	0	0	0	0	0	0	0	0	0	0	0
2:00	0	0	0	0	0	0	0	0	0	0	0	0	0	0
2:15	0	0	0	0	0	0	0	0	0	0	0	0	0	0
2:30	0	0	0	0	0	0	0	0	0	0	0	0	0	0
2:45	0	0	0	0	0	0	0	0	0	0	0	0	0	0
3:00	0	0	0	0	0	0	0	0	0	0	0	0	0	0
3:15	0	0	0	0	0	0	0	0	0	0	0	0	0	0
3:30	0	0	0	0	0	0	0	0	0	0	0	0	0	0
3:45	0	0	0	0	0	0	0	0	0	0	0	0	0	0
4:00	0	1	0	0	0	0	0	0	0	0	0	0	0	1
4:15	0	0	0	0	0	0	0	0	0	0	0	0	0	0
4:30	0	2	0	0	0	0	0	0	0	0	0	0	0	2
4:45	0	0	0	0	0	0	0	0	0	0	0	0	0	0
5:00	0	0	0	1	0	0	0	0	0	0	0	0	0	1
5:15	0	0	0	0	0	0	0	0	0	0	0	0	0	0
5:30	1	0	0	0	0	0	0	0	0	0	0	0	0	1
5:45	0	0	0	0	0	0	0	0	0	0	0	0	0	0
6:00	0	0	1	1	0	1	0	0	0	0	0	0	0	3
6:15	0	0	0	0	0	0	0	0	0	0	0	0	0	0
6:30	0	0	0	0	1	0	0	0	0	0	0	0	0	1
6:45	1	0	0	0	1	0	0	0	0	0	0	0	0	2
7:00	0	0	0	0	0	0	0	0	0	0	0	0	0	0
7:15	0	1	3	2	0	0	0	0	0	0	0	0	0	6
7:30	1	5	17	13	3	0	0	0	0	0	0	0	0	39
7:45	1	16	22	20	2	0	0	0	0	0	0	0	0	61
8:00	0	2	2	0	0	0	0	0	0	0	0	0	0	4
8:15	1	0	1	2	1	0	0	0	0	0	0	0	0	5
8:30	3	0	1	0	0	0	0	0	0	0	0	0	0	4
8:45	0	1	0	0	1	0	0	0	0	0	0	0	0	2
9:00	2	0	0	0	0	0	0	0	0	0	0	0	0	2
9:15	0	0	0	1	0	0	0	0	0	0	0	0	0	1
9:30	2	0	1	0	1	0	0	0	0	0	0	0	0	4
9:45	0	1	0	0	1	0	0	0	0	0	0	0	0	2
10:00	3	0	0	0	0	0	0	0	0	0	0	0	0	3
10:15	0	1	0	0	0	0	0	0	0	0	0	0	0	1
10:30	2	0	1	1	0	0	0	0	0	0	0	0	0	4
10:45	1	0	1	0	1	0	0	0	0	0	0	0	0	3
11:00	0	1	1	0	0	0	0	0	0	0	0	0	0	2
11:15	0	1	1	1	0	0	0	0	0	0	0	0	0	3
11:30	1	1	1	1	1	0	0	0	0	0	0	0	0	5
11:45	0	0	1	1	0	0	0	0	0	0	0	0	0	2
12:00 PM	1	2	2	1	0	0	0	0	0	0	0	0	0	6
12:15	0	0	1	0	0	0	0	0	0	0	0	0	0	1
12:30	0	0	0	0	0	0	0	0	0	0	0	0	0	0
12:45	0	1	1	2	3	0	0	0	0	0	0	0	0	7
13:00	0	1	1	1	0	0	0	0	0	0	0	0	0	3
13:15	0	1	3	0	1	0	0	0	0	0	0	0	0	5
13:30	1	0	0	3	0	0	0	0	0	0	0	0	0	4
13:45	0	4	0	1	0	0	0	0	0	0	0	0	0	5
14:00	0	0	4	1	0	0	0	0	0	0	0	0	0	5
14:15	0	0	1	2	0	0	0	0	0	0	0	0	0	3
14:30	0	2	1	6	1	0	0	0	0	0	0	0	0	10
14:45	2	0	3	9	2	0	0	0	0	0	0	0	0	16
15:00	9	11	1	1	0	0	0	0	0	0	0	0	0	22
15:15	0	0	1	2	0	1	0	0	0	0	0	0	0	4
15:30	0	0	0	0	1	0	0	0	0	0	0	0	0	1
15:45	1	1	1	4	0	0	0	0	0	0	0	0	0	7
16:00	0	0	0	0	0	0	0	0	0	0	0	0	0	0
16:15	0	1	0	0	1	0	0	0	0	0	0	0	0	2
16:30	0	0	0	3	0	0	0	0	0	0	0	0	0	3
16:45	2	3	1	0	2	0	0	0	0	0	0	0	0	8
17:00	0	0	0	2	1	0	0	0	0	0	0	0	0	3
17:15	1	0	1	2	1	0	0	0	0	0	0	0	0	5
17:30	1	0	3	3	0	0	0	0	0	0	0	0	0	7
17:45	0	0	1	1	0	0	0	0	0	0	0	0	0	2
18:00	0	1	2	2	0	1	0	0	0	0	0	0	0	6
18:15	0	0	1	2	1	0	0	0	0	0	0	0	0	4
18:30	0	0	1	0	1	1	0	0	0	0	0	0	0	3
18:45	0	0	0	0	0	0	0	0	0	0	0	0	0	0
19:00	0	0	0	0	0	0	0	0	0	0	0	0	0	0
19:15	0	0	1	0	0	0	0	0	0	0	0	0	0	1
19:30	0	1	0	1	0	0	0	0	0	0	0	0	0	2
19:45	0	0	2	1	0	0	0	0	0	0	0	0	0	3
20:00	0	0	0	1	0	0	0	0	0	0	0	0	0	1
20:15	0	1	0	1	0	0	0	0	0	0	0	0	0	2
20:30	0	0	0	1	0	0	0	0	0	0	0	0	0	1
20:45	0	0	2	0	0	0	0	0	0	0	0	0	0	2
21:00	0	0	0	0	0	0	0	0	0	0	0	0	0	0
21:15	0	0	0	0	0	0	0	0	0	0	0	0	0	0
21:30	0	0	1	1	0	0	0	0	0	0	0	0	0	2
21:45	1	0	0	0	0	0	0	0	0	0	0	0	0	1
22:00	0	0	0	0	0	0	0	0	0	0	0	0	0	0
22:15	0	0	0	0	0	0	0	0	0	0	0	0	0	0
22:30	0	0	0	0	0	0	0	0	0	0	0	0	0	0
22:45	0	0	0	0	0	0	0	0	0	0	0	0	0	0
23:00	0	0	0	0	0	0	0	0	0	0	0	0	0	0
23:15	0	0	0	0	0	0	0	0	0	0	0	0	0	0
23:30	0	0	0	0	0	0	0	0	0	0	0	0	0	0
23:45	0	0	0	0	0	0	0	0	0	0	0	0	0	0
Totals	38	64	90	98	28	4								322
% of Totals	12%	20%	28%	30%	9%	1%								100%

AM Volumes	19	34	54	44	13	1	0	0	0	0	0	0	0	165
% AM	6%	11%	17%	14%	4%	0%								51%
AM Peak Hour	8:15	7:15	7:15	7:00	7:30	5:15								7:15
Volume	6	24	44	35	6	1								110
PM Volumes	19	30	36	54	15	3	0	0	0	0	0	0	0	157
% PM	6%	9%	11%	17%	5%	1%								49%
PM Peak Hour	14:15	14:15	14:00	14:00	12:30	17:45								14:30
Volume	11	13	9	18	4	2								52

Directional Peak Periods	AM 7-9			NOON 12-2			PM 4-6			Off Peak Volumes		
All Classes	Volume	⟷	%	Volume	⟷	%	Volume	⟷	%	Volume	⟷	%
	121		38%	31		10%	30		9%	140		43%

Street Name	Direction	Percentiles					
		15th	50th	Average	85th	95th	ADT
S Virginia Ave	North Bound	16	24	24	31	36	305
S Virginia Ave	South Bound	16	23	23	29	33	322

ATTACHMENT 3 - 1508

Prepared by National Data & Surveying Services

SPEED

S Virginia Ave Bet. W Verdugo Ave & W Oak St

Day: Thursday
Date: 1/19/2023

City: Burbank
Project #: CA23_020030_029

Summary

Time	< 15	15 - 19	20 - 24	25 - 29	30 - 34	35 - 39	40 - 44	45 - 49	50 - 54	55 - 59	60 - 64	65 - 69	70 +	Total
0:00 AM	0	0	0	0	0	0	0	0	0	0	0	0	0	0
0:15	0	0	0	0	0	0	0	0	0	0	0	0	0	0
0:30	0	1	0	0	0	0	0	0	0	0	0	0	0	1
0:45	0	0	0	0	0	0	0	0	0	0	0	0	0	0
1:00	0	0	0	0	0	0	0	0	0	0	0	0	0	0
1:15	0	0	0	0	0	0	0	0	0	0	0	0	0	0
1:30	0	0	0	1	0	0	0	0	0	0	0	0	0	1
1:45	0	0	0	0	0	0	0	0	0	0	0	0	0	0
2:00	0	0	0	0	0	0	0	0	0	0	0	0	0	0
2:15	0	0	0	0	0	0	0	0	0	0	0	0	0	0
2:30	0	0	0	0	0	0	0	0	0	0	0	0	0	0
2:45	0	0	0	0	0	0	0	0	0	0	0	0	0	0
3:00	0	0	0	0	0	0	0	0	0	0	0	0	0	0
3:15	0	0	0	0	0	0	0	0	0	0	0	0	0	0
3:30	0	0	0	0	0	0	0	0	0	0	0	0	0	0
3:45	0	0	0	0	0	0	0	0	0	0	0	0	0	0
4:00	0	1	0	0	0	0	0	0	0	0	0	0	0	1
4:15	0	0	0	0	0	0	0	0	0	0	0	0	0	0
4:30	0	2	0	0	0	0	0	0	0	0	0	0	0	2
4:45	0	0	0	0	0	0	0	0	0	0	0	0	0	0
5:00	0	0	0	1	0	0	0	0	0	0	0	0	0	1
5:15	0	1	0	0	0	0	0	0	0	0	0	0	0	1
5:30	1	0	0	0	0	0	0	0	0	0	0	0	0	1
5:45	0	0	0	0	1	0	0	0	0	0	0	0	0	1
6:00	0	0	1	2	0	1	0	0	0	0	0	0	0	4
6:15	0	0	0	0	0	0	0	0	0	0	0	0	0	0
6:30	0	0	0	1	1	0	0	0	0	0	0	0	0	2
6:45	1	0	0	0	1	0	0	0	0	0	0	0	0	2
7:00	0	1	1	0	0	0	0	0	0	0	0	0	0	2
7:15	2	1	3	5	1	0	0	0	0	0	0	0	0	12
7:30	3	6	25	17	6	3	0	0	0	0	0	0	0	60
7:45	1	22	36	31	9	1	1	2	0	0	0	0	0	103
8:00	0	4	5	2	1	0	0	0	0	0	0	0	0	12
8:15	3	2	2	2	2	1	0	0	0	0	0	0	0	12
8:30	4	1	1	1	0	0	0	0	0	0	0	0	0	7
8:45	0	1	1	1	1	1	0	0	0	0	0	0	0	5
9:00	3	1	0	2	0	0	0	0	0	0	0	0	0	6
9:15	0	1	0	3	0	0	0	0	0	0	0	0	0	4
9:30	3	0	2	0	1	0	0	0	0	0	0	0	0	6
9:45	0	1	1	4	2	0	0	0	0	0	0	0	0	8
10:00	4	0	0	1	0	0	0	0	0	0	0	0	0	5
10:15	0	2	2	1	0	0	0	0	0	0	0	0	0	5
10:30	2	0	1	1	0	0	0	0	0	0	0	0	0	4
10:45	1	0	5	0	1	0	0	0	0	0	0	0	0	7
11:00	0	1	2	1	3	0	0	0	0	0	0	0	0	7
11:15	1	1	1	1	0	0	0	0	0	0	0	0	0	4
11:30	2	1	1	2	1	0	0	0	0	0	0	0	0	7
11:45	0	0	1	1	0	0	0	0	0	0	0	0	0	2
12:00 PM	1	2	2	2	0	0	0	0	0	0	0	0	0	7
12:15	0	0	2	1	0	0	0	0	0	0	0	0	0	3
12:30	0	0	0	0	0	0	0	0	0	0	0	0	0	0
12:45	1	2	2	3	3	0	0	0	0	0	0	0	0	11
13:00	1	2	2	4	0	1	0	0	0	0	0	0	0	10
13:15	1	2	4	0	1	0	0	0	0	0	0	0	0	8
13:30	1	1	1	3	1	0	0	0	0	0	0	0	0	7
13:45	0	4	2	1	0	0	0	0	0	0	0	0	0	7
14:00	1	3	4	2	0	0	0	0	0	0	0	0	0	10
14:15	1	0	3	4	1	0	0	0	0	0	0	0	0	9
14:30	2	2	2	7	1	0	0	0	0	0	0	0	0	14
14:45	3	0	4	9	4	0	0	0	0	0	0	0	0	20
15:00	16	21	14	5	1	0	0	0	0	0	0	0	0	57
15:15	1	3	3	4	3	2	0	0	0	0	0	0	0	16
15:30	0	0	1	2	3	3	0	0	0	0	0	0	0	9
15:45	1	1	1	6	1	0	0	0	0	0	0	0	0	10
16:00	1	0	2	0	0	0	0	0	0	0	0	0	0	3
16:15	0	1	1	2	1	0	0	0	0	0	0	0	0	5
16:30	0	0	0	4	0	0	0	0	0	0	0	0	0	4
16:45	3	3	2	1	3	0	0	0	0	0	0	0	0	12
17:00	0	0	3	3	1	1	0	0	0	0	0	0	0	8
17:15	2	0	2	4	3	0	0	0	0	0	0	0	0	11
17:30	1	2	4	4	0	0	0	0	0	0	0	0	0	11
17:45	1	1	3	2	0	0	0	0	0	0	0	0	0	7
18:00	0	2	3	3	1	1	0	0	0	0	0	0	0	10
18:15	0	1	2	3	3	0	1	0	0	0	0	0	0	10
18:30	0	0	3	2	1	1	0	0	0	0	0	0	0	7
18:45	1	0	0	1	0	0	0	0	0	0	0	0	0	2
19:00	0	0	4	1	1	0	0	0	0	0	0	0	0	6
19:15	0	0	3	0	0	0	0	0	0	0	0	0	0	3
19:30	1	1	1	1	0	0	0	0	0	0	0	0	0	4
19:45	0	0	4	1	0	0	0	0	0	0	0	0	0	5
20:00	0	0	0	2	1	1	0	0	0	0	0	0	0	4
20:15	0	1	0	2	0	0	0	0	0	0	0	0	0	3
20:30	0	0	0	1	0	0	0	0	0	0	0	0	0	1
20:45	0	0	2	0	0	0	0	0	0	0	0	0	0	2
21:00	0	0	1	2	0	0	0	0	0	0	0	0	0	3
21:15	0	0	1	0	0	0	0	0	0	0	0	0	0	1
21:30	0	1	1	1	0	0	0	0	0	0	0	0	0	3
21:45	1	0	0	0	0	0	0	0	0	0	0	0	0	1
22:00	0	1	0	1	1	0	0	0	0	0	0	0	0	3
22:15	0	0	0	1	0	0	0	0	0	0	0	0	0	1
22:30	0	0	0	0	1	0	0	0	0	0	0	0	0	1
22:45	0	0	0	0	1	0	0	0	0	0	0	0	0	1
23:00	0	0	0	0	0	0	0	0	0	0	0	0	0	0
23:15	0	0	0	0	1	0	0	0	0	0	0	0	0	1
23:30	0	0	1	0	0	0	0	0	0	0	0	0	0	1
23:45	0	0	0	0	0	0	0	0	0	0	0	0	0	0
Totals	72	108	181	176	69	17	2	2						627
% of Totals	11%	17%	29%	28%	11%	3%	0%	0%						100%

AM Volumes	31	51	91	81	31	7	1	2	0	0	0	0	0	295
% AM	5%	8%	15%	13%	5%	1%	0%	0%						47%
AM Peak Hour	8:15	7:30	7:15	7:15	7:30	7:30	7:00	7:00						7:15
Volume	10	34	69	55	18	5	1	2						187
PM Volumes	41	57	90	95	38	10	1	0	0	0	0	0	0	332
% PM	7%	9%	14%	15%	6%	2%	0%							53%
PM Peak Hour	14:15	14:30	14:15	14:15	14:45	14:45	17:30							14:30
Volume	22	26	23	25	11	5	1							107

Directional Peak Periods	AM 7-9			NOON 12-2			PM 4-6			Off Peak Volumes		
All Classes	Volume	⟷	%	Volume	⟷	%	Volume	⟷	%	Volume	⟷	%
	213		34%	53		8%	61		10%	300		48%

Street Name	Direction	Percentiles					
		15th	50th	Average	85th	95th	ADT
S Virginia Ave	Summary	16	24	23	30	34	627

Prepared by National Data & Surveying Services

SPEED

S Virginia Ave Bet. W Verdugo Ave & W Oak St

Day: Thursday
Date: 1/19/2023

City: Burbank
Project #: CA23_020030_029n

North Bound

Time	< 15	15 - 19	20 - 24	25 - 29	30 - 34	35 - 39	40 - 44	45 - 49	50 - 54	55 - 59	60 - 64	65 - 69	70 +	Total
0:00 AM	0	0	0	0	0	0	0	0	0	0	0	0	0	0
1:00	0	0	0	1	0	0	0	0	0	0	0	0	0	1
2:00	0	0	0	0	0	0	0	0	0	0	0	0	0	0
3:00	0	0	0	0	0	0	0	0	0	0	0	0	0	0
4:00	0	0	0	0	0	0	0	0	0	0	0	0	0	0
5:00	0	1	0	0	1	0	0	0	0	0	0	0	0	2
6:00	0	0	0	2	0	0	0	0	0	0	0	0	0	2
7:00	4	8	23	18	11	4	1	2	0	0	0	0	0	71
8:00	3	5	5	4	2	2	0	0	0	0	0	0	0	21
9:00	2	2	2	8	1	0	0	0	0	0	0	0	0	15
10:00	1	1	6	2	0	0	0	0	0	0	0	0	0	10
11:00	2	0	1	2	3	0	0	0	0	0	0	0	0	8
12:00 PM	1	1	2	3	0	0	0	0	0	0	0	0	0	7
13:00	2	3	5	3	1	1	0	0	0	0	0	0	0	15
14:00	5	3	4	4	3	0	0	0	0	0	0	0	0	19
15:00	8	13	16	10	7	4	0	0	0	0	0	0	0	58
16:00	2	0	4	4	1	0	0	0	0	0	0	0	0	11
17:00	2	3	7	5	2	1	0	0	0	0	0	0	0	20
18:00	1	2	4	5	3	0	1	0	0	0	0	0	0	16
19:00	1	0	9	1	1	0	0	0	0	0	0	0	0	12
20:00	0	0	0	2	1	1	0	0	0	0	0	0	0	4
21:00	0	1	2	2	0	0	0	0	0	0	0	0	0	5
22:00	0	1	0	2	3	0	0	0	0	0	0	0	0	6
23:00	0	0	1	0	1	0	0	0	0	0	0	0	0	2
Totals	34	44	91	78	41	13	2	2						305
% of Totals	11%	14%	30%	26%	13%	4%	1%	1%						100%

AM Volumes	12	17	37	37	18	6	1	2	0	0	0	0	0	130
% AM	4%	6%	12%	12%	6%	2%	0%	1%						43%
AM Peak Hour	7:00	7:00	7:00	7:00	7:00	7:00	7:00	7:00						7:00
Volume	4	8	23	18	11	4	1	2						71
PM Volumes	22	27	54	41	23	7	1	0	0	0	0	0	0	175
% PM	7%	9%	18%	13%	8%	2%	0%							57%
PM Peak Hour	15:00	15:00	15:00	15:00	15:00	15:00	18:00							15:00
Volume	8	13	16	10	7	4	1							58

Directional Peak Periods	AM 7-9			NOON 12-2			PM 4-6			Off Peak Volumes		
All Speeds	Volume		%	Volume		%	Volume		%	Volume		%
	92	↔	30%	22	↔	7%	31	↔	10%	160	↔	52%

Street Name	Direction	Percentiles					
		15th	50th	Average	85th	95th	ADT
S Virginia Ave	North Bound	16	24	24	31	36	305
S Virginia Ave	South Bound	16	23	23	29	33	322

Prepared by National Data & Surveying Services

SPEED

S Virginia Ave Bet. W Verdugo Ave & W Oak St

Day: Thursday
Date: 1/19/2023

City: Burbank
Project #: CA23_020030_029s

South Bound

Time	< 15	15 - 19	20 - 24	25 - 29	30 - 34	35 - 39	40 - 44	45 - 49	50 - 54	55 - 59	60 - 64	65 - 69	70 +	Total
0:00 AM	0	1	0	0	0	0	0	0	0	0	0	0	0	1
1:00	0	0	0	0	0	0	0	0	0	0	0	0	0	0
2:00	0	0	0	0	0	0	0	0	0	0	0	0	0	0
3:00	0	0	0	0	0	0	0	0	0	0	0	0	0	0
4:00	0	3	0	0	0	0	0	0	0	0	0	0	0	3
5:00	1	0	0	1	0	0	0	0	0	0	0	0	0	2
6:00	1	0	1	1	2	1	0	0	0	0	0	0	0	6
7:00	2	22	42	35	5	0	0	0	0	0	0	0	0	106
8:00	4	3	4	2	2	0	0	0	0	0	0	0	0	15
9:00	4	1	1	1	2	0	0	0	0	0	0	0	0	9
10:00	6	1	2	1	1	0	0	0	0	0	0	0	0	11
11:00	1	3	4	3	1	0	0	0	0	0	0	0	0	12
12:00 PM	1	3	4	3	3	0	0	0	0	0	0	0	0	14
13:00	1	6	4	5	1	0	0	0	0	0	0	0	0	17
14:00	2	2	9	18	3	0	0	0	0	0	0	0	0	34
15:00	10	12	3	7	1	1	0	0	0	0	0	0	0	34
16:00	2	4	1	3	3	0	0	0	0	0	0	0	0	13
17:00	2	0	5	8	2	0	0	0	0	0	0	0	0	17
18:00	0	1	4	4	2	2	0	0	0	0	0	0	0	13
19:00	0	1	3	2	0	0	0	0	0	0	0	0	0	6
20:00	0	1	2	3	0	0	0	0	0	0	0	0	0	6
21:00	1	0	1	1	0	0	0	0	0	0	0	0	0	3
22:00	0	0	0	0	0	0	0	0	0	0	0	0	0	0
23:00	0	0	0	0	0	0	0	0	0	0	0	0	0	0
Totals	38	64	90	98	28	4								322
% of Totals	12%	20%	28%	30%	9%	1%								100%

AM Volumes	19	34	54	44	13	1	0	0	0	0	0	0	0	165
% AM	6%	11%	17%	14%	4%	0%								51%
AM Peak Hour	10:00	7:00	7:00	7:00	7:00	6:00								7:00
Volume	6	22	42	35	5	1								106
PM Volumes	19	30	36	54	15	3	0	0	0	0	0	0	0	157
% PM	6%	9%	11%	17%	5%	1%								49%
PM Peak Hour	15:00	15:00	14:00	14:00	12:00	18:00								14:00
Volume	10	12	9	18	3	2								34

Directional Peak Periods	AM 7-9			NOON 12-2			PM 4-6			Off Peak Volumes		
All Speeds	Volume		%	Volume		%	Volume		%	Volume		%
	121	↔	38%	31	↔	10%	30	↔	9%	140	↔	43%

Street Name	Direction	Percentiles					
		15th	50th	Average	85th	95th	ADT
S Virginia Ave	North Bound	16	24	24	31	36	305
S Virginia Ave	South Bound	16	23	23	29	33	322

Prepared by National Data & Surveying Services

SPEED

S Virginia Ave Bet. W Verdugo Ave & W Oak St

Day: Thursday
Date: 1/19/2023

City: Burbank
Project #: CA23_020030_029

Summary

Time	< 15	15 - 19	20 - 24	25 - 29	30 - 34	35 - 39	40 - 44	45 - 49	50 - 54	55 - 59	60 - 64	65 - 69	70 +	Total
0:00 AM	0	1	0	0	0	0	0	0	0	0	0	0	0	1
1:00	0	0	0	1	0	0	0	0	0	0	0	0	0	1
2:00	0	0	0	0	0	0	0	0	0	0	0	0	0	0
3:00	0	0	0	0	0	0	0	0	0	0	0	0	0	0
4:00	0	3	0	0	0	0	0	0	0	0	0	0	0	3
5:00	1	1	0	1	1	0	0	0	0	0	0	0	0	4
6:00	1	0	1	3	2	1	0	0	0	0	0	0	0	8
7:00	6	30	65	53	16	4	1	2	0	0	0	0	0	177
8:00	7	8	9	6	4	2	0	0	0	0	0	0	0	36
9:00	6	3	3	9	3	0	0	0	0	0	0	0	0	24
10:00	7	2	8	3	1	0	0	0	0	0	0	0	0	21
11:00	3	3	5	5	4	0	0	0	0	0	0	0	0	20
12:00 PM	2	4	6	6	3	0	0	0	0	0	0	0	0	21
13:00	3	9	9	8	2	1	0	0	0	0	0	0	0	32
14:00	7	5	13	22	6	0	0	0	0	0	0	0	0	53
15:00	18	25	19	17	8	5	0	0	0	0	0	0	0	92
16:00	4	4	5	7	4	0	0	0	0	0	0	0	0	24
17:00	4	3	12	13	4	1	0	0	0	0	0	0	0	37
18:00	1	3	8	9	5	2	1	0	0	0	0	0	0	29
19:00	1	1	12	3	1	0	0	0	0	0	0	0	0	18
20:00	0	1	2	5	1	1	0	0	0	0	0	0	0	10
21:00	1	1	3	3	0	0	0	0	0	0	0	0	0	8
22:00	0	1	0	2	3	0	0	0	0	0	0	0	0	6
23:00	0	0	1	0	1	0	0	0	0	0	0	0	0	2
Totals	72	108	181	176	69	17	2	2						627
% of Totals	11%	17%	29%	28%	11%	3%	0%	0%						100%

AM Volumes	31	51	91	81	31	7	1	2	0	0	0	0	0	295
% AM	5%	8%	15%	13%	5%	1%	0%	0%						47%
AM Peak Hour	8:00	7:00	7:00	7:00	7:00	7:00	7:00	7:00						7:00
Volume	7	30	65	53	16	4	1	2						177
PM Volumes	41	57	90	95	38	10	1	0	0	0	0	0	0	332
% PM	7%	9%	14%	15%	6%	2%	0%							53%
PM Peak Hour	15:00	15:00	15:00	14:00	15:00	15:00	18:00							15:00
Volume	18	25	19	22	8	5	1							92

Directional Peak Periods	AM 7-9			NOON 12-2			PM 4-6			Off Peak Volumes		
All Speeds	Volume		%	Volume		%	Volume		%	Volume		%
	213	↔	34%	53	↔	8%	61	↔	10%	300	↔	48%

Street Name	Direction	Percentiles					
		15th	50th	Average	85th	95th	ADT
S Virginia Ave	Summary	16	24	23	30	34	627

Prepared by NDS/ATD

Prepared by National Data & Surveying Services

VOLUME

S Virginia Ave Bet. W Verdugo Ave & W Oak St

Day: Thursday
Date: 1/19/2023

City: Burbank
Project #: CA23_020030_029

DAILY TOTALS	NB	SB	EB	WB	Total
	305	322	0	0	627

AM Period	NB		SB		EB	WB	TOTAL		PM Period	NB		SB		EB	WB	TOTAL	
0:00	0		0		0	0			12:00	1		6		0	0	7	
0:15	0		0		0	0			12:15	2		1		0	0	3	
0:30	0		1		0	0	1		12:30	0		0		0	0		
0:45	0		0	1	0	0		1	12:45	4	7	7	14	0	0	11	21
1:00	0		0		0	0			13:00	7		3		0	0	10	
1:15	0		0		0	0			13:15	3		5		0	0	8	
1:30	1		0		0	0	1		13:30	3		4		0	0	7	
1:45	0	1	0		0	0		1	13:45	2	15	5	17	0	0	7	32
2:00	0		0		0	0			14:00	5		5		0	0	10	
2:15	0		0		0	0			14:15	6		3		0	0	9	
2:30	0		0		0	0			14:30	4		10		0	0	14	
2:45	0		0		0	0			14:45	4	19	16	34	0	0	20	53
3:00	0		0		0	0			15:00	35		22		0	0	57	
3:15	0		0		0	0			15:15	12		4		0	0	16	
3:30	0		0		0	0			15:30	8		1		0	0	9	
3:45	0		0		0	0			15:45	3	58	7	34	0	0	10	92
4:00	0		1		0	0	1		16:00	3		0		0	0	3	
4:15	0		0		0	0			16:15	3		2		0	0	5	
4:30	0		2		0	0	2		16:30	1		3		0	0	4	
4:45	0		0	3	0	0		3	16:45	4	11	8	13	0	0	12	24
5:00	0		1		0	0	1		17:00	5		3		0	0	8	
5:15	1		0		0	0	1		17:15	6		5		0	0	11	
5:30	0		1		0	0	1		17:30	4		7		0	0	11	
5:45	1	2	0	2	0	0	1	4	17:45	5	20	2	17	0	0	7	37
6:00	1		3		0	0	4		18:00	4		6		0	0	10	
6:15	0		0		0	0			18:15	6		4		0	0	10	
6:30	1		1		0	0	2		18:30	4		3		0	0	7	
6:45	0	2	2	6	0	0	2	8	18:45	2	16	0	13	0	0	2	29
7:00	2		0		0	0	2		19:00	6		0		0	0	6	
7:15	6		6		0	0	12		19:15	2		1		0	0	3	
7:30	21		39		0	0	60		19:30	2		2		0	0	4	
7:45	42	71	61	106	0	0	103	177	19:45	2	12	3	6	0	0	5	18
8:00	8		4		0	0	12		20:00	3		1		0	0	4	
8:15	7		5		0	0	12		20:15	1		2		0	0	3	
8:30	3		4		0	0	7		20:30	0		1		0	0	1	
8:45	3	21	2	15	0	0	5	36	20:45	0	4	2	6	0	0	2	10
9:00	4		2		0	0	6		21:00	3		0		0	0	3	
9:15	3		1		0	0	4		21:15	1		0		0	0	1	
9:30	2		4		0	0	6		21:30	1		2		0	0	3	
9:45	6	15	2	9	0	0	8	24	21:45	0	5	1	3	0	0	1	8
10:00	2		3		0	0	5		22:00	3		0		0	0	3	
10:15	4		1		0	0	5		22:15	1		0		0	0	1	
10:30	0		4		0	0	4		22:30	1		0		0	0	1	
10:45	4	10	3	11	0	0	7	21	22:45	1	6	0		0	0	1	6
11:00	5		2		0	0	7		23:00	0		0		0	0		
11:15	1		3		0	0	4		23:15	1		0		0	0	1	
11:30	2		5		0	0	7		23:30	1		0		0	0	1	
11:45	0	8	2	12	0	0	2	20	23:45	0	2	0		0	0		2
TOTALS		130		165				295	TOTALS		175		157				332
SPLIT %		44.1%		55.9%				47.0%	SPLIT %		52.7%		47.3%				53.0%

DAILY TOTALS	NB	SB	EB	WB	Total
	305	322	0	0	627

AM Peak Hour	7:30	7:15			7:15	PM Peak Hour	14:45	14:30			14:30
AM Pk Volume	78	110			187	PM Pk Volume	59	52			107
Pk Hr Factor	0.464	0.451			0.454	Pk Hr Factor	0.421	0.591			0.469
7 - 9 Volume	92	121	0	0	213	4 - 6 Volume	31	30	0	0	61
7 - 9 Peak Hour	7:30	7:15			7:15	4 - 6 Peak Hour	17:00	16:45			16:45
7 - 9 Pk Volume	78	110	0	0	187	4 - 6 Pk Volume	20	23	0	0	42
Pk Hr Factor	0.464	0.451	0.000	0.000	0.454	Pk Hr Factor	0.833	0.719	0.000	0.000	0.875

Prepared by NDS/ATD

Project #: CA23_020030_029 **City:** Burbank

Location: S Virginia Ave Bet. W Verdugo Ave & W Oak **Date:** 1/19/2023

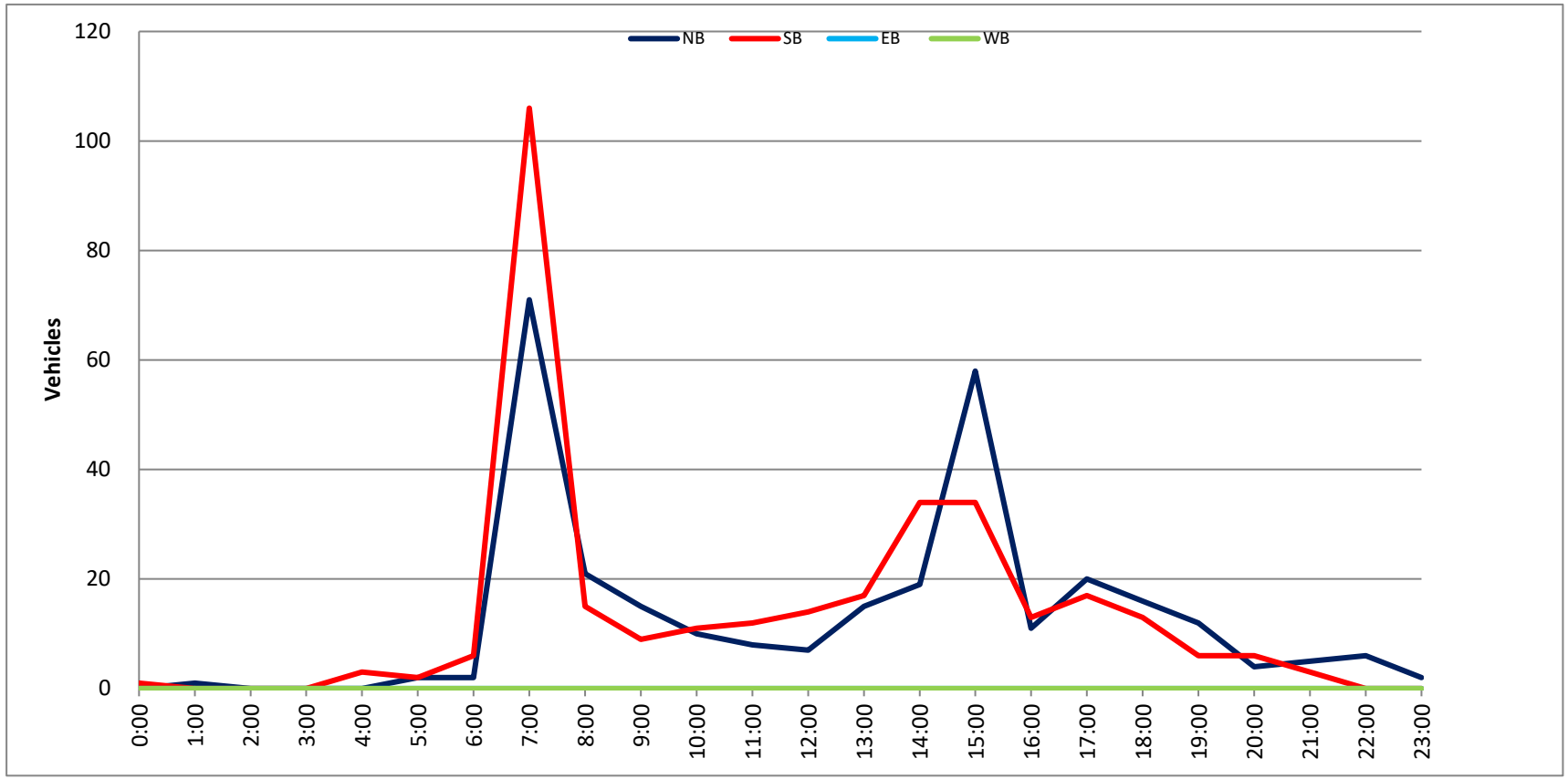

Prepared by National Data & Surveying Services

SPEED

S Lomita St Bet. W Verdugo Ave & W Oak St

Day: Tuesday
Date: 1/17/2023

City: Burbank
Project #: CA23_020030_030n

North Bound

Time	< 15	15 - 19	20 - 24	25 - 29	30 - 34	35 - 39	40 - 44	45 - 49	50 - 54	55 - 59	60 - 64	65 - 69	70 +	Total
0:00 AM	0	0	0	0	0	0	0	0	0	0	0	0	0	0
0:15	0	0	0	0	0	0	0	0	0	0	0	0	0	0
0:30	0	0	0	0	0	0	0	0	0	0	0	0	0	0
0:45	0	0	0	0	1	0	0	0	0	0	0	0	0	1
1:00	0	0	0	0	0	0	0	0	0	0	0	0	0	0
1:15	0	0	0	0	0	0	0	0	0	0	0	0	0	0
1:30	0	0	0	0	0	0	0	0	0	0	0	0	0	0
1:45	0	0	0	0	0	0	0	0	0	0	0	0	0	0
2:00	0	0	0	0	0	0	0	0	0	0	0	0	0	0
2:15	0	0	0	0	0	0	0	0	0	0	0	0	0	0
2:30	0	0	0	0	0	0	0	0	0	0	0	0	0	0
2:45	0	0	0	0	0	0	0	0	0	0	0	0	0	0
3:00	0	0	0	0	0	0	0	0	0	0	0	0	0	0
3:15	0	0	0	0	0	0	0	0	0	0	0	0	0	0
3:30	0	0	0	0	0	0	0	0	0	0	0	0	0	0
3:45	0	0	0	0	0	0	0	0	0	0	0	0	0	0
4:00	0	0	0	0	0	0	0	0	0	0	0	0	0	0
4:15	0	0	0	0	0	0	0	0	0	0	0	0	0	0
4:30	0	0	1	0	0	0	0	0	0	0	0	0	0	1
4:45	0	0	0	0	0	0	0	0	0	0	0	0	0	0
5:00	0	0	0	0	0	0	0	0	0	0	0	0	0	0
5:15	0	0	0	0	0	0	0	0	0	0	0	0	0	0
5:30	0	0	0	0	0	0	0	0	0	0	0	0	0	0
5:45	0	0	0	0	0	0	0	0	0	0	0	0	0	0
6:00	0	0	0	0	0	0	0	0	0	0	0	0	0	0
6:15	0	0	0	0	0	0	0	0	0	0	0	0	0	0
6:30	0	0	0	0	0	0	0	0	0	0	0	0	0	0
6:45	0	0	0	0	0	0	0	0	0	0	0	0	0	0
7:00	0	0	0	1	0	0	0	0	0	0	0	0	0	1
7:15	1	0	0	2	1	0	0	0	0	0	0	0	0	4
7:30	0	1	6	9	3	1	0	0	0	0	0	0	0	20
7:45	0	3	9	24	6	0	0	0	0	0	0	0	0	42
8:00	0	1	0	1	3	0	0	0	0	0	0	0	0	5
8:15	0	0	2	0	1	0	0	0	0	0	0	0	0	3
8:30	1	0	0	0	0	0	0	0	0	0	0	0	0	1
8:45	0	0	2	1	0	0	0	0	0	0	0	0	0	3
9:00	0	1	1	0	0	0	0	0	0	0	0	0	0	2
9:15	0	0	0	0	0	0	0	0	0	0	0	0	0	0
9:30	0	0	1	1	0	0	0	0	0	0	0	0	0	2
9:45	1	0	0	0	0	0	0	0	0	0	0	0	0	1
10:00	0	3	0	0	0	0	0	0	0	0	0	0	0	3
10:15	2	1	0	1	0	0	0	0	0	0	0	0	0	4
10:30	0	1	0	1	0	1	0	0	0	0	0	0	0	3
10:45	0	1	1	0	1	0	0	0	0	0	0	0	0	3
11:00	0	1	0	1	0	0	0	0	0	0	0	0	0	2
11:15	0	0	1	1	0	0	0	0	0	0	0	0	0	2
11:30	0	0	1	0	0	0	0	0	0	0	0	0	0	1
11:45	0	1	1	1	0	0	0	0	0	0	0	0	0	3
12:00 PM	0	1	0	0	0	0	0	0	0	0	0	0	0	1
12:15	1	0	0	2	0	0	0	0	0	0	0	0	0	3
12:30	0	0	0	0	0	0	0	0	0	0	0	0	0	0
12:45	0	0	1	0	0	0	0	0	0	0	0	0	0	1
13:00	0	1	1	0	0	0	0	0	0	0	0	0	0	2
13:15	1	0	0	1	0	0	0	0	0	0	0	0	0	2
13:30	0	1	0	1	2	0	0	0	0	0	0	0	0	4
13:45	2	0	0	2	0	1	0	0	0	0	0	0	0	5
14:00	0	0	1	1	1	0	0	0	0	0	0	0	0	3
14:15	0	3	12	11	8	0	0	0	0	0	0	0	0	34
14:30	0	0	0	5	0	0	1	0	0	0	0	0	0	6
14:45	0	0	0	2	1	0	0	0	0	0	0	0	0	3
15:00	0	0	4	3	4	0	0	0	0	0	0	0	0	11
15:15	2	3	2	2	2	0	0	0	0	0	0	0	0	11
15:30	1	1	0	0	0	0	0	0	0	0	0	0	0	2
15:45	0	1	1	0	1	0	0	0	0	0	0	0	0	3
16:00	0	1	3	3	0	0	0	0	0	0	0	0	0	7
16:15	0	1	0	1	0	0	0	0	0	0	0	0	0	2
16:30	0	1	1	2	2	0	0	0	0	0	0	0	0	6
16:45	1	0	4	2	1	0	0	0	0	0	0	0	0	8
17:00	0	0	3	1	0	0	0	0	0	0	0	0	0	4
17:15	1	0	1	2	1	0	0	0	0	0	0	0	0	5
17:30	0	2	1	3	0	0	0	0	0	0	0	0	0	6
17:45	0	0	1	1	2	1	0	0	0	0	0	0	0	5
18:00	1	1	1	0	1	1	0	0	0	0	0	0	0	5
18:15	0	0	0	0	0	0	0	0	0	0	0	0	0	0
18:30	1	2	2	1	1	1	0	0	0	0	0	0	0	8
18:45	0	1	0	0	1	0	0	0	0	0	0	0	0	2
19:00	0	0	0	1	0	0	0	0	0	0	0	0	0	1
19:15	0	0	0	0	0	0	0	0	0	0	0	0	0	0
19:30	0	0	1	1	0	0	0	0	0	0	0	0	0	2
19:45	0	0	0	0	0	0	0	0	0	0	0	0	0	0
20:00	0	0	0	0	0	0	0	0	0	0	0	0	0	0
20:15	0	0	0	0	0	0	0	0	0	0	0	0	0	0
20:30	0	0	0	1	0	0	0	0	0	0	0	0	0	1
20:45	0	0	0	0	0	0	0	0	0	0	0	0	0	0
21:00	0	0	0	0	1	0	0	0	0	0	0	0	0	1
21:15	0	1	0	0	0	0	0	0	0	0	0	0	0	1
21:30	0	0	0	0	0	0	0	0	0	0	0	0	0	0
21:45	0	0	0	0	0	0	0	0	0	0	0	0	0	0
22:00	0	0	0	0	0	0	0	0	0	0	0	0	0	0
22:15	0	0	0	0	1	0	0	0	0	0	0	0	0	1
22:30	0	0	0	0	0	0	0	0	0	0	0	0	0	0
22:45	0	0	0	0	0	0	0	0	0	0	0	0	0	0
23:00	0	0	0	1	0	0	0	0	0	0	0	0	0	1
23:15	0	1	0	0	0	0	0	0	0	0	0	0	0	1
23:30	0	0	0	0	0	0	0	0	0	0	0	0	0	0
23:45	0	0	0	0	0	0	0	0	0	0	0	0	0	0
Totals	16	36	66	94	46	6	1							265
% of Totals	6%	14%	25%	35%	17%	2%	0%							100%

AM Volumes	5	14	26	44	16	2	0	0	0	0	0	0	0	107
% AM	2%	5%	10%	17%	6%	1%								40%
AM Peak Hour	9:30	10:00	7:30	7:00	7:15	6:45								7:15
Volume	3	6	17	36	13	1								71
PM Volumes	11	22	40	50	30	4	1	0	0	0	0	0	0	158
% PM	4%	8%	15%	19%	11%	2%	0%							60%
PM Peak Hour	13:00	15:15	14:15	14:15	14:15	17:45	13:45							14:15
Volume	3	6	16	21	13	3	1							54

Directional Peak Periods	AM 7-9			NOON 12-2			PM 4-6			Off Peak Volumes		
All Classes	Volume	⟷	%	Volume	⟷	%	Volume	⟷	%	Volume	⟷	%
	79	⟷	30%	18	⟷	7%	43	⟷	16%	125	⟷	47%

Street Name	Direction	Percentiles					
		15th	50th	Average	85th	95th	ADT
S Lomita St	North Bound	18	26	25	31	34	265
S Lomita St	South Bound	15	23	23	31	35	159

ATTACHMENT 3 - 1515

Prepared by National Data & Surveying Services

SPEED

S Lomita St Bet. W Verdugo Ave & W Oak St

Day: Tuesday
Date: 1/17/2023

City: Burbank
Project #: CA23_020030_030s

South Bound

Time	< 15	15 - 19	20 - 24	25 - 29	30 - 34	35 - 39	40 - 44	45 - 49	50 - 54	55 - 59	60 - 64	65 - 69	70 +	Total
0:00 AM	0	0	0	0	0	0	0	0	0	0	0	0	0	0
0:15	0	0	0	0	0	0	0	0	0	0	0	0	0	0
0:30	0	0	0	0	0	0	0	0	0	0	0	0	0	0
0:45	0	0	0	0	0	0	0	0	0	0	0	0	0	0
1:00	0	0	0	0	0	0	0	0	0	0	0	0	0	0
1:15	0	0	0	0	0	0	0	0	0	0	0	0	0	0
1:30	0	0	0	0	0	0	0	0	0	0	0	0	0	0
1:45	0	0	0	0	0	0	0	0	0	0	0	0	0	0
2:00	0	0	0	0	0	0	0	0	0	0	0	0	0	0
2:15	0	0	0	0	0	0	0	0	0	0	0	0	0	0
2:30	0	0	0	0	0	0	0	0	0	0	0	0	0	0
2:45	0	0	0	0	0	0	0	0	0	0	0	0	0	0
3:00	0	0	0	0	0	0	0	0	0	0	0	0	0	0
3:15	0	0	0	0	0	0	0	0	0	0	0	0	0	0
3:30	0	0	0	0	0	0	0	0	0	0	0	0	0	0
3:45	0	0	0	0	0	0	0	0	0	0	0	0	0	0
4:00	0	0	0	0	0	0	0	0	0	0	0	0	0	0
4:15	0	0	0	0	0	0	0	0	0	0	0	0	0	0
4:30	0	1	0	0	0	0	0	0	0	0	0	0	0	1
4:45	0	0	0	0	0	0	0	0	0	0	0	0	0	0
5:00	0	0	0	0	0	0	0	0	0	0	0	0	0	0
5:15	0	0	0	0	0	0	0	0	0	0	0	0	0	0
5:30	0	0	0	0	0	0	0	0	0	0	0	0	0	0
5:45	0	0	0	0	0	0	0	0	0	0	0	0	0	0
6:00	0	0	0	1	0	0	0	0	0	0	0	0	0	1
6:15	0	0	1	0	0	0	0	0	0	0	0	0	0	1
6:30	0	0	0	0	0	0	0	0	0	0	0	0	0	0
6:45	0	0	0	0	0	0	0	0	0	0	0	0	0	0
7:00	0	0	0	3	0	0	0	0	0	0	0	0	0	3
7:15	0	0	0	1	0	0	0	0	0	0	0	0	0	1
7:30	0	0	2	0	0	0	0	0	0	0	0	0	0	2
7:45	0	0	3	4	3	1	0	0	0	0	0	0	0	11
8:00	0	0	2	0	1	1	0	0	0	0	0	0	0	4
8:15	1	0	0	1	0	0	0	0	0	0	0	0	0	2
8:30	0	1	1	1	1	0	0	0	0	0	0	0	0	4
8:45	0	0	0	1	0	0	0	0	0	0	0	0	0	1
9:00	0	0	0	0	1	0	0	0	0	0	0	0	0	1
9:15	0	0	1	0	1	0	0	0	0	0	0	0	0	2
9:30	0	0	2	0	0	0	0	0	0	0	0	0	0	2
9:45	0	0	0	0	0	0	0	0	0	0	0	0	0	0
10:00	0	0	1	1	1	0	0	0	0	0	0	0	0	3
10:15	1	1	0	0	0	0	0	0	0	0	0	0	0	2
10:30	0	1	0	1	0	0	0	0	0	0	0	0	0	2
10:45	0	0	0	0	0	0	0	0	0	0	0	0	0	0
11:00	1	0	1	0	0	0	0	0	0	0	0	0	0	2
11:15	0	1	3	0	0	0	0	0	0	0	0	0	0	4
11:30	0	0	0	0	0	0	0	0	0	0	0	0	0	0
11:45	0	0	1	1	0	0	0	0	0	0	0	0	0	2
12:00 PM	0	2	0	1	1	0	0	0	0	0	0	0	0	4
12:15	1	0	1	0	0	1	0	0	0	0	0	0	0	3
12:30	2	1	1	0	0	0	0	0	0	0	0	0	0	4
12:45	1	2	1	0	0	0	0	0	0	0	0	0	0	4
13:00	2	2	0	0	0	0	0	0	0	0	0	0	0	4
13:15	0	0	1	1	0	0	0	0	0	0	0	0	0	2
13:30	1	0	0	0	0	0	0	0	0	0	0	0	0	1
13:45	0	0	2	0	2	1	0	0	0	0	0	0	0	5
14:00	0	1	3	5	1	0	0	0	0	0	0	0	0	10
14:15	1	0	6	1	1	1	0	0	0	0	0	0	0	10
14:30	0	0	1	0	1	0	0	0	0	0	0	0	0	2
14:45	1	0	0	0	0	1	0	0	0	0	0	0	0	2
15:00	3	0	0	0	0	0	0	0	0	0	0	0	0	3
15:15	0	0	0	1	1	0	0	0	0	0	0	0	0	2
15:30	0	0	0	1	1	1	0	0	0	0	0	0	0	3
15:45	0	0	0	0	0	0	0	0	0	0	0	0	0	0
16:00	0	0	0	0	1	0	0	0	0	0	0	0	0	1
16:15	1	1	0	0	1	0	0	0	0	0	0	0	0	3
16:30	2	1	3	1	1	0	0	0	0	0	0	0	0	8
16:45	0	1	2	1	0	0	0	0	0	0	0	0	0	4
17:00	1	1	0	0	0	0	0	0	0	0	0	0	0	2
17:15	0	0	1	0	0	0	0	0	0	0	0	0	0	1
17:30	0	0	2	0	0	0	0	0	0	0	0	0	0	2
17:45	2	1	1	0	1	0	0	0	0	0	0	0	0	5
18:00	1	0	1	0	0	0	0	0	0	0	0	0	0	2
18:15	0	2	2	0	0	0	0	0	0	0	0	0	0	4
18:30	2	0	1	0	0	0	0	0	0	0	0	0	0	3
18:45	0	2	0	0	0	0	0	0	0	0	0	0	0	2
19:00	0	1	0	0	1	0	0	0	0	0	0	0	0	2
19:15	0	0	0	0	0	0	0	0	0	0	0	0	0	0
19:30	0	1	0	2	0	0	0	0	0	0	0	0	0	3
19:45	0	0	2	2	0	0	0	0	0	0	0	0	0	4
20:00	0	0	0	0	0	0	0	0	0	0	0	0	0	0
20:15	0	0	1	0	0	0	0	0	0	0	0	0	0	1
20:30	0	0	0	0	0	0	0	0	0	0	0	0	0	0
20:45	0	0	0	1	0	0	0	0	0	0	0	0	0	1
21:00	0	0	0	0	0	0	0	0	0	0	0	0	0	0
21:15	0	0	0	0	0	0	0	0	0	0	0	0	0	0
21:30	0	0	0	0	0	0	0	0	0	0	0	0	0	0
21:45	0	0	0	0	0	0	0	0	0	0	0	0	0	0
22:00	0	0	0	0	0	0	0	0	0	0	0	0	0	0
22:15	0	0	0	1	0	0	0	0	0	0	0	0	0	1
22:30	0	0	0	0	0	0	0	0	0	0	0	0	0	0
22:45	0	0	0	0	0	0	0	0	0	0	0	0	0	0
23:00	0	0	0	0	0	0	0	0	0	0	0	0	0	0
23:15	0	0	0	0	0	0	0	0	0	0	0	0	0	0
23:30	0	0	0	0	0	0	0	0	0	0	0	0	0	0
23:45	0	0	0	0	0	0	0	0	0	0	0	0	0	0
Totals	**24**	**24**	**50**	**33**	**21**	**7**								**159**
% of Totals	15%	15%	31%	21%	13%	4%								100%

AM Volumes	3	5	18	15	8	2	0	0	0	0	0	0	0	51
% AM	2%	3%	11%	9%	5%	1%								32%
AM Peak Hour	11:45	11:15	7:15	7:00	7:45	7:15								7:45
Volume	3	3	7	8	5	2								21
PM Volumes	21	19	32	18	13	5	0	0	0	0	0	0	0	108
% PM	13%	12%	20%	11%	8%	3%								68%
PM Peak Hour	12:15	12:00	13:45	13:15	13:45	13:30								13:45
Volume	6	5	12	6	5	2								27

Directional Peak Periods	AM 7-9			NOON 12-2			PM 4-6			Off Peak Volumes		
All Classes	Volume	⟷	%	Volume	⟷	%	Volume	⟷	%	Volume	⟷	%
	28		18%	27		17%	26		16%	78		49%

Street Name	Direction	Percentiles					
		15th	50th	Average	85th	95th	ADT
S Lomita St	North Bound	18	26	25	31	34	265
S Lomita St	South Bound	15	23	23	31	35	159

Prepared by National Data & Surveying Services

SPEED

S Lomita St Bet. W Verdugo Ave & W Oak St

Day: Tuesday
Date: 1/17/2023

City: Burbank
Project #: CA23_020030_030

Summary

Time	< 15	15 - 19	20 - 24	25 - 29	30 - 34	35 - 39	40 - 44	45 - 49	50 - 54	55 - 59	60 - 64	65 - 69	70 +	Total
0:00 AM	0	0	0	0	0	0	0	0	0	0	0	0	0	0
0:15	0	0	0	0	0	0	0	0	0	0	0	0	0	0
0:30	0	0	0	0	0	0	0	0	0	0	0	0	0	0
0:45	0	0	0	0	1	0	0	0	0	0	0	0	0	1
1:00	0	0	0	0	0	0	0	0	0	0	0	0	0	0
1:15	0	0	0	0	0	0	0	0	0	0	0	0	0	0
1:30	0	0	0	0	0	0	0	0	0	0	0	0	0	0
1:45	0	0	0	0	0	0	0	0	0	0	0	0	0	0
2:00	0	0	0	0	0	0	0	0	0	0	0	0	0	0
2:15	0	0	0	0	0	0	0	0	0	0	0	0	0	0
2:30	0	0	0	0	0	0	0	0	0	0	0	0	0	0
2:45	0	0	0	0	0	0	0	0	0	0	0	0	0	0
3:00	0	0	0	0	0	0	0	0	0	0	0	0	0	0
3:15	0	0	0	0	0	0	0	0	0	0	0	0	0	0
3:30	0	0	0	0	0	0	0	0	0	0	0	0	0	0
3:45	0	0	0	0	0	0	0	0	0	0	0	0	0	0
4:00	0	0	0	0	0	0	0	0	0	0	0	0	0	0
4:15	0	0	0	0	0	0	0	0	0	0	0	0	0	0
4:30	0	1	1	0	0	0	0	0	0	0	0	0	0	2
4:45	0	0	0	0	0	0	0	0	0	0	0	0	0	0
5:00	0	0	0	0	0	0	0	0	0	0	0	0	0	0
5:15	0	0	0	0	0	0	0	0	0	0	0	0	0	0
5:30	0	0	0	0	0	0	0	0	0	0	0	0	0	0
5:45	0	0	0	0	0	0	0	0	0	0	0	0	0	0
6:00	0	0	0	1	0	0	0	0	0	0	0	0	0	1
6:15	0	0	1	0	0	0	0	0	0	0	0	0	0	1
6:30	0	0	0	0	0	0	0	0	0	0	0	0	0	0
6:45	0	0	0	0	0	0	0	0	0	0	0	0	0	0
7:00	0	0	0	4	0	0	0	0	0	0	0	0	0	4
7:15	1	0	0	3	1	0	0	0	0	0	0	0	0	5
7:30	0	1	8	9	3	1	0	0	0	0	0	0	0	22
7:45	0	3	12	28	9	1	0	0	0	0	0	0	0	53
8:00	0	1	2	1	4	1	0	0	0	0	0	0	0	9
8:15	1	0	2	1	1	0	0	0	0	0	0	0	0	5
8:30	1	1	1	1	1	0	0	0	0	0	0	0	0	5
8:45	0	0	2	2	0	0	0	0	0	0	0	0	0	4
9:00	0	1	1	0	1	0	0	0	0	0	0	0	0	3
9:15	0	0	1	0	1	0	0	0	0	0	0	0	0	2
9:30	0	0	3	1	0	0	0	0	0	0	0	0	0	4
9:45	1	0	0	0	0	0	0	0	0	0	0	0	0	1
10:00	0	3	1	1	1	0	0	0	0	0	0	0	0	6
10:15	3	2	0	1	0	0	0	0	0	0	0	0	0	6
10:30	0	2	0	2	0	1	0	0	0	0	0	0	0	5
10:45	0	1	1	0	1	0	0	0	0	0	0	0	0	3
11:00	1	1	1	1	0	0	0	0	0	0	0	0	0	4
11:15	0	1	4	1	0	0	0	0	0	0	0	0	0	6
11:30	0	0	1	0	0	0	0	0	0	0	0	0	0	1
11:45	0	1	2	2	0	0	0	0	0	0	0	0	0	5
12:00 PM	0	3	0	1	1	0	0	0	0	0	0	0	0	5
12:15	2	0	1	2	0	1	0	0	0	0	0	0	0	6
12:30	2	1	1	0	0	0	0	0	0	0	0	0	0	4
12:45	1	2	2	0	0	0	0	0	0	0	0	0	0	5
13:00	2	3	1	0	0	0	0	0	0	0	0	0	0	6
13:15	1	0	1	2	0	0	0	0	0	0	0	0	0	4
13:30	1	1	0	1	2	0	0	0	0	0	0	0	0	5
13:45	2	0	2	2	2	2	0	0	0	0	0	0	0	10
14:00	0	1	4	6	2	0	0	0	0	0	0	0	0	13
14:15	1	3	18	12	9	1	0	0	0	0	0	0	0	44
14:30	0	0	1	5	1	0	1	0	0	0	0	0	0	8
14:45	1	0	0	2	1	1	0	0	0	0	0	0	0	5
15:00	3	0	4	3	4	0	0	0	0	0	0	0	0	14
15:15	2	3	2	3	3	0	0	0	0	0	0	0	0	13
15:30	1	1	0	1	1	1	0	0	0	0	0	0	0	5
15:45	0	1	1	0	1	0	0	0	0	0	0	0	0	3
16:00	0	1	3	3	1	0	0	0	0	0	0	0	0	8
16:15	1	2	0	1	1	0	0	0	0	0	0	0	0	5
16:30	2	2	4	3	3	0	0	0	0	0	0	0	0	14
16:45	1	1	6	3	1	0	0	0	0	0	0	0	0	12
17:00	1	1	3	1	0	0	0	0	0	0	0	0	0	6
17:15	1	0	2	2	1	0	0	0	0	0	0	0	0	6
17:30	0	2	3	3	0	0	0	0	0	0	0	0	0	8
17:45	2	1	2	1	3	1	0	0	0	0	0	0	0	10
18:00	2	1	2	0	1	1	0	0	0	0	0	0	0	7
18:15	0	2	2	0	0	0	0	0	0	0	0	0	0	4
18:30	3	2	3	1	1	1	0	0	0	0	0	0	0	11
18:45	0	3	0	0	1	0	0	0	0	0	0	0	0	4
19:00	0	1	0	1	1	0	0	0	0	0	0	0	0	3
19:15	0	0	0	0	0	0	0	0	0	0	0	0	0	0
19:30	0	1	1	3	0	0	0	0	0	0	0	0	0	5
19:45	0	0	2	2	0	0	0	0	0	0	0	0	0	4
20:00	0	0	0	0	0	0	0	0	0	0	0	0	0	0
20:15	0	0	1	0	0	0	0	0	0	0	0	0	0	1
20:30	0	0	0	1	0	0	0	0	0	0	0	0	0	1
20:45	0	0	0	1	0	0	0	0	0	0	0	0	0	1
21:00	0	0	0	0	1	0	0	0	0	0	0	0	0	1
21:15	0	1	0	0	0	0	0	0	0	0	0	0	0	1
21:30	0	0	0	0	0	0	0	0	0	0	0	0	0	0
21:45	0	0	0	0	0	0	0	0	0	0	0	0	0	0
22:00	0	0	0	0	0	0	0	0	0	0	0	0	0	0
22:15	0	0	0	1	1	0	0	0	0	0	0	0	0	2
22:30	0	0	0	0	0	0	0	0	0	0	0	0	0	0
22:45	0	0	0	0	0	0	0	0	0	0	0	0	0	0
23:00	0	0	0	1	0	0	0	0	0	0	0	0	0	1
23:15	0	1	0	0	0	0	0	0	0	0	0	0	0	1
23:30	0	0	0	0	0	0	0	0	0	0	0	0	0	0
23:45	0	0	0	0	0	0	0	0	0	0	0	0	0	0
Totals	40	60	115	127	67	13	1							424
% of Totals	9%	14%	27%	30%	16%	3%	0%							100%

AM Volumes	8	19	44	55	24	4	0	0	0	0	0	0	0	158
% AM	2%	4%	10%	14%	6%	1%								37%
AM Peak Hour	9:30	10:00	7:30	7:00	7:15	7:15								7:15
Volume	4	8	24	44	17	3								89
PM Volumes	32	41	72	68	43	9	1	0	0	0	0	0	0	266
% PM	8%	10%	17%	16%	10%	2%	0%							63%
PM Peak Hour	12:15	18:00	13:45	13:45	13:30	13:30	13:45							13:45
Volume	7	8	25	25	15	3	1							75

Directional Peak Periods	AM 7-9			NOON 12-2			PM 4-6			Off Peak Volumes		
All Classes	Volume	⟷	%	Volume	⟷	%	Volume	⟷	%	Volume	⟷	%
	107		25%	45		11%	69		16%	203		48%

Street Name	Direction	Percentiles					
		15th	50th	Average	85th	95th	ADT
S Lomita St	Summary	17	25	24	31	34	424

Prepared by National Data & Surveying Services

SPEED

S Lomita St Bet. W Verdugo Ave & W Oak St

Day: Tuesday
Date: 1/17/2023

City: Burbank
Project #: CA23_020030_030n

North Bound

Time	< 15	15 - 19	20 - 24	25 - 29	30 - 34	35 - 39	40 - 44	45 - 49	50 - 54	55 - 59	60 - 64	65 - 69	70 +	Total
0:00 AM	0	0	0	0	1	0	0	0	0	0	0	0	0	1
1:00	0	0	0	0	0	0	0	0	0	0	0	0	0	0
2:00	0	0	0	0	0	0	0	0	0	0	0	0	0	0
3:00	0	0	0	0	0	0	0	0	0	0	0	0	0	0
4:00	0	0	1	0	0	0	0	0	0	0	0	0	0	1
5:00	0	0	0	0	0	0	0	0	0	0	0	0	0	0
6:00	0	0	0	0	0	0	0	0	0	0	0	0	0	0
7:00	1	4	15	36	10	1	0	0	0	0	0	0	0	67
8:00	1	1	4	2	4	0	0	0	0	0	0	0	0	12
9:00	1	1	2	1	0	0	0	0	0	0	0	0	0	5
10:00	2	6	1	2	1	1	0	0	0	0	0	0	0	13
11:00	0	2	3	3	0	0	0	0	0	0	0	0	0	8
12:00 PM	1	1	1	2	0	0	0	0	0	0	0	0	0	5
13:00	3	2	1	4	2	1	0	0	0	0	0	0	0	13
14:00	0	3	13	19	10	0	1	0	0	0	0	0	0	46
15:00	3	5	7	5	7	0	0	0	0	0	0	0	0	27
16:00	1	3	8	8	3	0	0	0	0	0	0	0	0	23
17:00	1	2	6	7	3	1	0	0	0	0	0	0	0	20
18:00	2	4	3	1	3	2	0	0	0	0	0	0	0	15
19:00	0	0	1	2	0	0	0	0	0	0	0	0	0	3
20:00	0	0	0	1	0	0	0	0	0	0	0	0	0	1
21:00	0	1	0	0	1	0	0	0	0	0	0	0	0	2
22:00	0	0	0	0	1	0	0	0	0	0	0	0	0	1
23:00	0	1	0	1	0	0	0	0	0	0	0	0	0	2
Totals	16	36	66	94	46	6	1							265
% of Totals	6%	14%	25%	35%	17%	2%	0%							100%

AM Volumes	5	14	26	44	16	2	0	0	0	0	0	0	0	107
% AM	2%	5%	10%	17%	6%	1%								40%
AM Peak Hour	10:00	10:00	7:00	7:00	7:00	7:00								7:00
Volume	2	6	15	36	10	1								67
PM Volumes	11	22	40	50	30	4	1	0	0	0	0	0	0	158
% PM	4%	8%	15%	19%	11%	2%	0%							60%
PM Peak Hour	13:00	15:00	14:00	14:00	14:00	18:00	14:00							14:00
Volume	3	5	13	19	10	2	1							46

Directional Peak Periods	AM 7-9			NOON 12-2			PM 4-6			Off Peak Volumes		
All Speeds	Volume		%	Volume		%	Volume		%	Volume		%
	79	↔	30%	18	↔	7%	43	↔	16%	125	↔	47%

Street Name	Direction	Percentiles					
		15th	50th	Average	85th	95th	ADT
S Lomita St	North Bound	18	26	25	31	34	265
S Lomita St	South Bound	15	23	23	31	35	159

Prepared by National Data & Surveying Services

SPEED

S Lomita St Bet. W Verdugo Ave & W Oak St

Day: Tuesday
Date: 1/17/2023

City: Burbank
Project #: CA23_020030_030s

South Bound

Time	< 15	15 - 19	20 - 24	25 - 29	30 - 34	35 - 39	40 - 44	45 - 49	50 - 54	55 - 59	60 - 64	65 - 69	70 +	Total
0:00 AM	0	0	0	0	0	0	0	0	0	0	0	0	0	0
1:00	0	0	0	0	0	0	0	0	0	0	0	0	0	0
2:00	0	0	0	0	0	0	0	0	0	0	0	0	0	0
3:00	0	0	0	0	0	0	0	0	0	0	0	0	0	0
4:00	0	1	0	0	0	0	0	0	0	0	0	0	0	1
5:00	0	0	0	0	0	0	0	0	0	0	0	0	0	0
6:00	0	0	1	1	0	0	0	0	0	0	0	0	0	2
7:00	0	0	5	8	3	1	0	0	0	0	0	0	0	17
8:00	1	1	3	3	2	1	0	0	0	0	0	0	0	11
9:00	0	0	3	0	2	0	0	0	0	0	0	0	0	5
10:00	1	2	1	2	1	0	0	0	0	0	0	0	0	7
11:00	1	1	5	1	0	0	0	0	0	0	0	0	0	8
12:00 PM	4	5	3	1	1	1	0	0	0	0	0	0	0	15
13:00	3	2	3	1	2	1	0	0	0	0	0	0	0	12
14:00	2	1	10	6	3	2	0	0	0	0	0	0	0	24
15:00	3	0	0	2	2	1	0	0	0	0	0	0	0	8
16:00	3	3	5	2	3	0	0	0	0	0	0	0	0	16
17:00	3	2	4	0	1	0	0	0	0	0	0	0	0	10
18:00	3	4	4	0	0	0	0	0	0	0	0	0	0	11
19:00	0	2	2	4	1	0	0	0	0	0	0	0	0	9
20:00	0	0	1	1	0	0	0	0	0	0	0	0	0	2
21:00	0	0	0	0	0	0	0	0	0	0	0	0	0	0
22:00	0	0	0	1	0	0	0	0	0	0	0	0	0	1
23:00	0	0	0	0	0	0	0	0	0	0	0	0	0	0
Totals	24	24	50	33	21	7								159
% of Totals	15%	15%	31%	21%	13%	4%								100%

AM Volumes	3	5	18	15	8	2	0	0	0	0	0	0	0	51
% AM	2%	3%	11%	9%	5%	1%								32%
AM Peak Hour	8:00	10:00	7:00	7:00	7:00	7:00								7:00
Volume	1	2	5	8	3	1								17
PM Volumes	21	19	32	18	13	5	0	0	0	0	0	0	0	108
% PM	13%	12%	20%	11%	8%	3%								68%
PM Peak Hour	12:00	12:00	14:00	14:00	14:00	14:00								14:00
Volume	4	5	10	6	3	2								24

Directional Peak Periods	AM 7-9			NOON 12-2			PM 4-6			Off Peak Volumes		
All Speeds	Volume		%	Volume		%	Volume		%	Volume		%
	28	↔	18%	27	↔	17%	26	↔	16%	78	↔	49%

Street Name	Direction	Percentiles					
		15th	50th	Average	85th	95th	ADT
S Lomita St	North Bound	18	26	25	31	34	265
S Lomita St	South Bound	15	23	23	31	35	159

Prepared by National Data & Surveying Services

SPEED

S Lomita St Bet. W Verdugo Ave & W Oak St

Day: Tuesday
Date: 1/17/2023

City: Burbank
Project #: CA23_020030_030

Summary

Time	< 15	15 - 19	20 - 24	25 - 29	30 - 34	35 - 39	40 - 44	45 - 49	50 - 54	55 - 59	60 - 64	65 - 69	70 +	Total
0:00 AM	0	0	0	0	1	0	0	0	0	0	0	0	0	1
1:00	0	0	0	0	0	0	0	0	0	0	0	0	0	0
2:00	0	0	0	0	0	0	0	0	0	0	0	0	0	0
3:00	0	0	0	0	0	0	0	0	0	0	0	0	0	0
4:00	0	1	1	0	0	0	0	0	0	0	0	0	0	2
5:00	0	0	0	0	0	0	0	0	0	0	0	0	0	0
6:00	0	0	1	1	0	0	0	0	0	0	0	0	0	2
7:00	1	4	20	44	13	2	0	0	0	0	0	0	0	84
8:00	2	2	7	5	6	1	0	0	0	0	0	0	0	23
9:00	1	1	5	1	2	0	0	0	0	0	0	0	0	10
10:00	3	8	2	4	2	1	0	0	0	0	0	0	0	20
11:00	1	3	8	4	0	0	0	0	0	0	0	0	0	16
12:00 PM	5	6	4	3	1	1	0	0	0	0	0	0	0	20
13:00	6	4	4	5	4	2	0	0	0	0	0	0	0	25
14:00	2	4	23	25	13	2	1	0	0	0	0	0	0	70
15:00	6	5	7	7	9	1	0	0	0	0	0	0	0	35
16:00	4	6	13	10	6	0	0	0	0	0	0	0	0	39
17:00	4	4	10	7	4	1	0	0	0	0	0	0	0	30
18:00	5	8	7	1	3	2	0	0	0	0	0	0	0	26
19:00	0	2	3	6	1	0	0	0	0	0	0	0	0	12
20:00	0	0	1	2	0	0	0	0	0	0	0	0	0	3
21:00	0	1	0	0	1	0	0	0	0	0	0	0	0	2
22:00	0	0	0	1	1	0	0	0	0	0	0	0	0	2
23:00	0	1	0	1	0	0	0	0	0	0	0	0	0	2
Totals	40	60	116	127	67	13	1							424
% of Totals	9%	14%	27%	30%	16%	3%	0%							100%

AM Volumes	8	19	44	59	24	4	0	0	0	0	0	0	0	158
% AM	2%	4%	10%	14%	6%	1%								37%
AM Peak Hour	10:00	10:00	7:00	7:00	7:00	7:00								7:00
Volume	3	8	20	44	13	2								84
PM Volumes	32	41	72	68	43	9	1	0	0	0	0	0	0	266
% PM	8%	10%	17%	16%	10%	2%	0%							63%
PM Peak Hour	13:00	18:00	14:00	14:00	14:00	13:00	14:00							14:00
Volume	6	8	23	25	13	2	1							70

Directional Peak Periods	AM 7-9			NOON 12-2			PM 4-6			Off Peak Volumes		
All Speeds	Volume		%	Volume		%	Volume		%	Volume		%
	107	↔	25%	45	↔	11%	69	↔	16%	203	↔	48%

Street Name	Direction	Percentiles					
		15th	50th	Average	85th	95th	ADT
S Lomita St	Summary	17	25	24	31	34	424

ATTACHMENT 3 - 1520

Prepared by NDS/ATD

Prepared by National Data & Surveying Services

VOLUME

S Lomita St Bet. W Verdugo Ave & W Oak St

Day: Tuesday
Date: 1/17/2023

City: Burbank
Project #: CA23_020030_030

DAILY TOTALS	NB	SB	EB	WB	Total
	265	159	0	0	424

AM Period	NB		SB		EB	WB	TOTAL		PM Period	NB		SB		EB	WB	TOTAL	
0:00	0		0		0	0			12:00	1		4		0	0	5	
0:15	0		0		0	0			12:15	3		3		0	0	6	
0:30	0		0		0	0			12:30	0		4		0	0	4	
0:45	1	1	0		0	0	1	1	12:45	1	5	4	15	0	0	5	20
1:00	0		0		0	0			13:00	2		4		0	0	6	
1:15	0		0		0	0			13:15	2		2		0	0	4	
1:30	0		0		0	0			13:30	4		1		0	0	5	
1:45	0		0		0	0			13:45	5	13	5	12	0	0	10	25
2:00	0		0		0	0			14:00	3		10		0	0	13	
2:15	0		0		0	0			14:15	34		10		0	0	44	
2:30	0		0		0	0			14:30	6		2		0	0	8	
2:45	0		0		0	0			14:45	3	46	2	24	0	0	5	70
3:00	0		0		0	0			15:00	11		3		0	0	14	
3:15	0		0		0	0			15:15	11		2		0	0	13	
3:30	0		0		0	0			15:30	2		3		0	0	5	
3:45	0		0		0	0			15:45	3	27	0	8	0	0	3	35
4:00	0		0		0	0			16:00	7		1		0	0	8	
4:15	0		0		0	0			16:15	2		3		0	0	5	
4:30	1		1		0	0	2		16:30	6		8		0	0	14	
4:45	0	1	0	1	0	0		2	16:45	8	23	4	16	0	0	12	39
5:00	0		0		0	0			17:00	4		2		0	0	6	
5:15	0		0		0	0			17:15	5		1		0	0	6	
5:30	0		0		0	0			17:30	6		2		0	0	8	
5:45	0		0		0	0			17:45	5	20	5	10	0	0	10	30
6:00	0		1		0	0	1		18:00	5		2		0	0	7	
6:15	0		1		0	0	1		18:15	0		4		0	0	4	
6:30	0		0		0	0			18:30	8		3		0	0	11	
6:45	0		0	2	0	0		2	18:45	2	15	2	11	0	0	4	26
7:00	1		3		0	0	4		19:00	1		2		0	0	3	
7:15	4		1		0	0	5		19:15	0		0		0	0		
7:30	20		2		0	0	22		19:30	2		3		0	0	5	
7:45	42	67	11	17	0	0	53	84	19:45	0	3	4	9	0	0	4	12
8:00	5		4		0	0	9		20:00	0		0		0	0		
8:15	3		2		0	0	5		20:15	0		1		0	0	1	
8:30	1		4		0	0	5		20:30	1		0		0	0	1	
8:45	3	12	1	11	0	0	4	23	20:45	0	1	1	2	0	0	1	3
9:00	2		1		0	0	3		21:00	1		0		0	0	1	
9:15	0		2		0	0	2		21:15	1		0		0	0	1	
9:30	2		2		0	0	4		21:30	0		0		0	0		
9:45	1	5	0	5	0	0	1	10	21:45	0	2	0		0	0		2
10:00	3		3		0	0	6		22:00	0		0		0	0		
10:15	4		2		0	0	6		22:15	1		1		0	0	2	
10:30	3		2		0	0	5		22:30	0		0		0	0		
10:45	3	13	0	7	0	0	3	20	22:45	0	1	0	1	0	0		2
11:00	2		2		0	0	4		23:00	1		0		0	0	1	
11:15	2		4		0	0	6		23:15	1		0		0	0	1	
11:30	1		0		0	0	1		23:30	0		0		0	0		
11:45	3	8	2	8	0	0	5	16	23:45	0	2	0		0	0		2
TOTALS		107		51				158	TOTALS		158		108				266
SPLIT %		67.7%		32.3%				37.3%	SPLIT %		59.4%		40.6%				62.7%

DAILY TOTALS	NB	SB	EB	WB	Total
	265	159	0	0	424

AM Peak Hour	7:15	7:45			7:15	PM Peak Hour	14:15	13:45			13:45
AM Pk Volume	71	21			89	PM Pk Volume	54	27			75
Pk Hr Factor	0.423	0.477			0.420	Pk Hr Factor	0.397	0.675			0.426
7 - 9 Volume	79	28	0	0	107	4 - 6 Volume	43	26	0	0	69
7 - 9 Peak Hour	7:15	7:45			7:15	4 - 6 Peak Hour	16:00	16:15			16:00
7 - 9 Pk Volume	71	21	0	0	89	4 - 6 Pk Volume	23	17	0	0	39
Pk Hr Factor	0.423	0.477	0.000	0.000	0.420	Pk Hr Factor	0.719	0.531	0.000	0.000	0.696

Prepared by NDS/ATD

Project #: CA23_020030_030 **City:** Burbank

Location: S Lomita St Bet. W Verdugo Ave & W Oak St **Date:** 1/17/2023

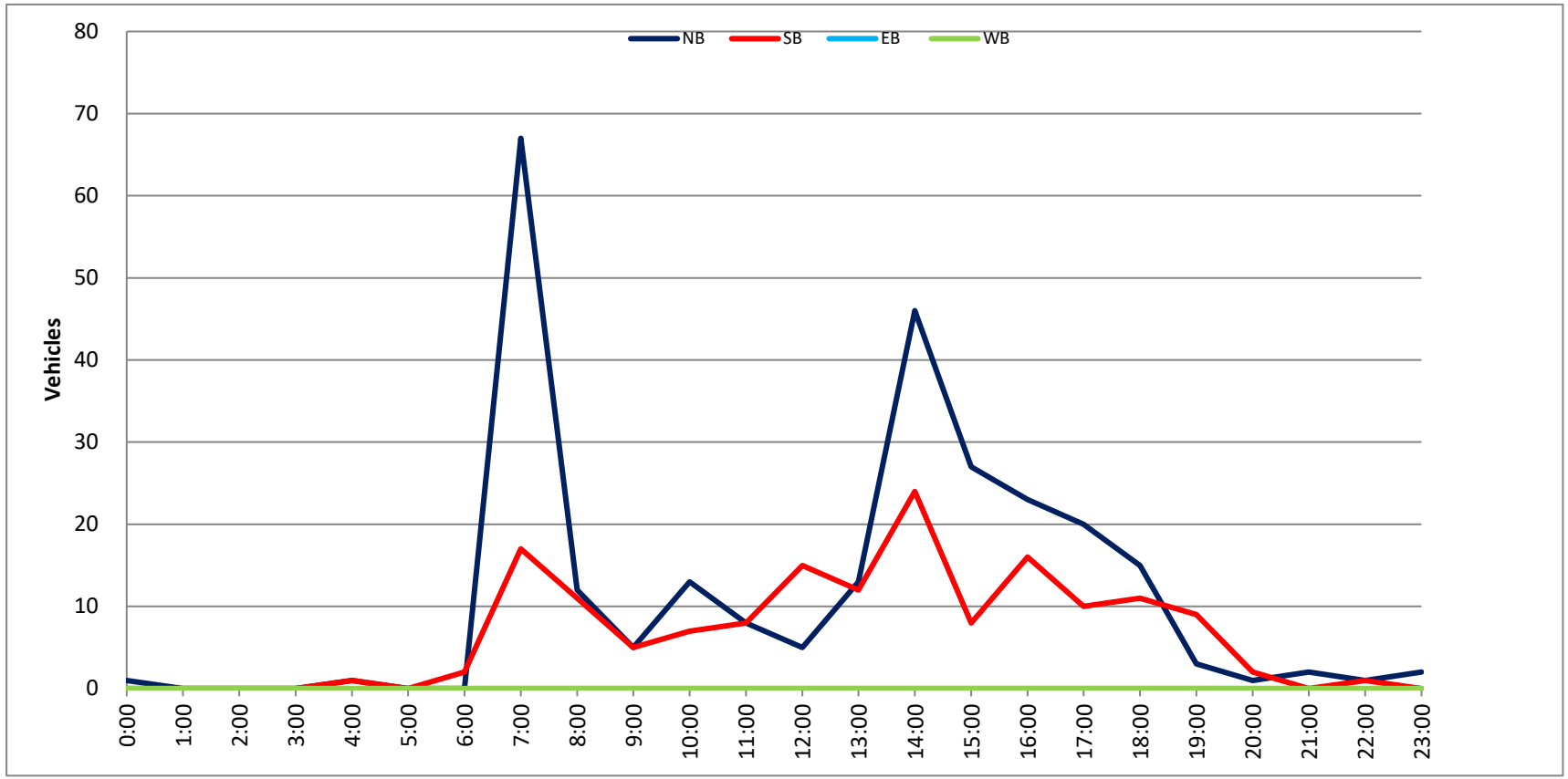

Prepared by National Data & Surveying Services

SPEED

S Lomita St Bet. W Verdugo Ave & W Oak St

Day: Wednesday
Date: 1/18/2023

City: Burbank
Project #: CA23_020030_030n

North Bound

Time	< 15	15 - 19	20 - 24	25 - 29	30 - 34	35 - 39	40 - 44	45 - 49	50 - 54	55 - 59	60 - 64	65 - 69	70 +	Total
0:00 AM	0	0	0	0	0	0	0	0	0	0	0	0	0	0
0:15	0	0	0	0	0	0	0	0	0	0	0	0	0	0
0:30	0	0	0	0	0	0	0	0	0	0	0	0	0	0
0:45	0	0	0	0	0	0	0	0	0	0	0	0	0	0
1:00	0	0	0	0	0	0	0	0	0	0	0	0	0	0
1:15	0	0	0	0	0	0	0	0	0	0	0	0	0	0
1:30	0	0	0	0	0	0	0	0	0	0	0	0	0	0
1:45	0	0	0	0	0	0	0	0	0	0	0	0	0	0
2:00	0	0	0	0	0	0	0	0	0	0	0	0	0	0
2:15	0	0	0	0	0	0	0	0	0	0	0	0	0	0
2:30	0	0	0	0	0	0	0	0	0	0	0	0	0	0
2:45	0	0	0	0	0	0	0	0	0	0	0	0	0	0
3:00	0	0	0	0	0	0	0	0	0	0	0	0	0	0
3:15	0	0	0	0	0	0	0	0	0	0	0	0	0	0
3:30	0	0	0	0	0	0	0	0	0	0	0	0	0	0
3:45	0	0	0	0	0	0	0	0	0	0	0	0	0	0
4:00	0	0	0	0	0	0	0	0	0	0	0	0	0	0
4:15	0	0	0	0	0	0	0	0	0	0	0	0	0	0
4:30	0	0	0	0	0	0	0	0	0	0	0	0	0	0
4:45	0	0	0	0	0	0	0	0	0	0	0	0	0	0
5:00	0	0	0	1	0	0	0	0	0	0	0	0	0	1
5:15	0	0	0	0	0	0	0	0	0	0	0	0	0	0
5:30	0	0	0	0	0	0	0	0	0	0	0	0	0	0
5:45	0	0	0	0	0	0	0	0	0	0	0	0	0	0
6:00	0	0	0	0	0	0	0	0	0	0	0	0	0	0
6:15	0	0	0	0	0	0	0	0	0	0	0	0	0	0
6:30	0	0	0	0	0	0	0	0	0	0	0	0	0	0
6:45	0	0	0	0	0	0	0	0	0	0	0	0	0	0
7:00	0	0	0	0	0	0	0	0	0	0	0	0	0	0
7:15	1	0	2	1	3	0	0	0	0	0	0	0	0	7
7:30	0	2	4	9	3	2	0	0	0	0	0	0	0	20
7:45	0	3	11	12	8	3	0	0	0	0	0	0	0	37
8:00	0	1	1	2	0	0	0	0	0	0	0	0	0	4
8:15	0	0	2	1	1	0	0	0	0	0	0	0	0	4
8:30	0	1	1	2	0	0	0	0	0	0	0	0	0	4
8:45	0	1	1	1	0	0	0	0	0	0	0	0	0	3
9:00	1	0	1	0	1	0	0	0	0	0	0	0	0	3
9:15	0	1	3	0	0	0	0	0	0	0	0	0	0	4
9:30	0	0	2	0	0	0	0	0	0	0	0	0	0	2
9:45	0	0	0	0	1	0	0	0	0	0	0	0	0	1
10:00	0	1	0	1	0	0	0	0	0	0	0	0	0	2
10:15	1	2	0	0	0	0	0	0	0	0	0	0	0	3
10:30	0	0	0	1	0	0	0	0	0	0	0	0	0	1
10:45	0	0	1	1	0	0	0	0	0	0	0	0	0	2
11:00	0	0	0	2	0	0	0	0	0	0	0	0	0	2
11:15	1	1	0	0	0	0	0	0	0	0	0	0	0	2
11:30	0	1	3	0	0	0	0	0	0	0	0	0	0	4
11:45	1	0	0	0	0	0	0	0	0	0	0	0	0	1
12:00 PM	0	0	1	0	1	0	0	0	0	0	0	0	0	2
12:15	0	1	1	1	0	0	0	0	0	0	0	0	0	3
12:30	1	0	0	1	1	0	0	0	0	0	0	0	0	3
12:45	1	2	0	0	0	0	0	0	0	0	0	0	0	3
13:00	0	1	1	0	0	0	0	0	0	0	0	0	0	2
13:15	0	0	0	0	0	0	0	0	0	0	0	0	0	0
13:30	0	0	3	2	0	0	0	0	0	0	0	0	0	5
13:45	0	0	3	0	0	1	0	0	0	0	0	0	0	4
14:00	0	1	1	1	0	0	0	0	0	0	0	0	0	3
14:15	0	2	1	4	0	0	0	0	0	0	0	0	0	7
14:30	1	1	1	3	0	1	0	0	0	0	0	0	0	7
14:45	0	2	1	1	0	0	0	0	0	0	0	0	0	4
15:00	2	3	11	11	4	1	0	0	0	0	0	0	0	32
15:15	2	0	0	6	3	1	0	0	0	0	0	0	0	12
15:30	0	0	1	1	1	1	0	0	0	0	0	0	0	4
15:45	0	3	1	1	0	0	0	0	0	0	0	0	0	5
16:00	0	0	0	0	0	0	0	0	0	0	0	0	0	0
16:15	0	0	1	1	2	0	0	0	0	0	0	0	0	4
16:30	1	0	1	2	0	0	0	0	0	0	0	0	0	4
16:45	0	2	0	1	0	1	0	0	0	0	0	0	0	4
17:00	0	1	2	3	1	1	0	0	0	0	0	0	0	8
17:15	0	1	1	2	2	0	0	0	0	0	0	0	0	6
17:30	0	0	0	3	0	1	0	0	0	0	0	0	0	4
17:45	2	1	3	0	4	0	0	0	0	0	0	0	0	10
18:00	0	1	2	2	3	0	0	0	0	0	0	0	0	8
18:15	0	1	1	0	1	0	0	0	0	0	0	0	0	3
18:30	0	0	0	0	0	0	0	0	0	0	0	0	0	0
18:45	0	1	0	1	0	0	0	0	0	0	0	0	0	2
19:00	0	0	0	0	0	0	0	0	0	0	0	0	0	0
19:15	0	0	1	0	0	0	0	0	0	0	0	0	0	1
19:30	0	0	1	0	0	0	0	0	0	0	0	0	0	1
19:45	0	0	1	1	0	0	0	0	0	0	0	0	0	2
20:00	0	0	0	0	0	0	0	0	0	0	0	0	0	0
20:15	0	0	0	0	0	0	0	0	0	0	0	0	0	0
20:30	0	1	0	0	0	0	0	0	0	0	0	0	0	1
20:45	0	0	0	0	0	0	0	0	0	0	0	0	0	0
21:00	0	0	0	0	0	0	0	0	0	0	0	0	0	0
21:15	0	0	0	0	0	0	0	0	0	0	0	0	0	0
21:30	0	0	0	0	0	0	0	0	0	0	0	0	0	0
21:45	0	0	0	0	0	0	0	0	0	0	0	0	0	0
22:00	0	0	0	0	0	0	0	0	0	0	0	0	0	0
22:15	0	0	0	0	0	0	0	0	0	0	0	0	0	0
22:30	0	0	0	0	0	0	0	0	0	0	0	0	0	0
22:45	0	0	0	0	0	0	0	0	0	0	0	0	0	0
23:00	0	0	0	0	0	0	0	0	0	0	0	0	0	0
23:15	0	0	0	0	0	0	0	0	0	0	0	0	0	0
23:30	0	1	0	0	0	0	0	0	0	0	0	0	0	1
23:45	0	0	0	0	0	0	0	0	0	0	0	0	0	0
Totals	15	40	72	82	40	13								262
% of Totals	6%	15%	27%	31%	15%	5%								100%

AM Volumes	5	14	32	34	17	5	0	0	0	0	0	0	0	107
% AM	2%	5%	12%	13%	6%	2%								41%
AM Peak Hour	11:00	7:15	7:15	7:15	7:00	7:00								7:15
Volume	2	6	18	24	14	5								68
PM Volumes	10	26	40	48	23	8	0	0	0	0	0	0	0	155
% PM	4%	10%	15%	18%	9%	3%								59%
PM Peak Hour	14:30	14:15	14:15	14:30	17:15	14:30								14:30
Volume	5	8	14	21	9	3								55

Directional Peak Periods	AM 7-9			NOON 12-2			PM 4-6			Off Peak Volumes		
All Classes	Volume	⟷	%	Volume	⟷	%	Volume	⟷	%	Volume	⟷	%
	79		30%	22		8%	40		15%	121		46%

Street Name	Direction	Percentiles					
		15th	50th	Average	85th	95th	ADT
S Lomita St	North Bound	18	25	25	32	35	262
S Lomita St	South Bound	15	23	22	29	33	185

Prepared by National Data & Surveying Services

SPEED

S Lomita St Bet. W Verdugo Ave & W Oak St

Day: Wednesday
Date: 1/18/2023

City: Burbank
Project #: CA23_020030_030s

South Bound

Time	< 15	15 - 19	20 - 24	25 - 29	30 - 34	35 - 39	40 - 44	45 - 49	50 - 54	55 - 59	60 - 64	65 - 69	70 +	Total
0:00 AM	0	0	0	0	0	0	0	0	0	0	0	0	0	0
0:15	0	0	0	0	0	0	0	0	0	0	0	0	0	0
0:30	0	0	0	0	0	0	0	0	0	0	0	0	0	0
0:45	0	0	0	0	0	0	0	0	0	0	0	0	0	0
1:00	0	0	0	0	0	0	0	0	0	0	0	0	0	0
1:15	0	0	0	0	0	0	0	0	0	0	0	0	0	0
1:30	0	0	0	0	0	0	0	0	0	0	0	0	0	0
1:45	0	0	0	0	0	0	0	0	0	0	0	0	0	0
2:00	0	0	0	0	0	0	0	0	0	0	0	0	0	0
2:15	0	0	0	0	0	0	0	0	0	0	0	0	0	0
2:30	0	0	0	0	0	0	0	0	0	0	0	0	0	0
2:45	0	0	0	0	0	0	0	0	0	0	0	0	0	0
3:00	0	0	0	0	0	0	0	0	0	0	0	0	0	0
3:15	0	0	0	0	0	0	0	0	0	0	0	0	0	0
3:30	0	0	0	0	0	0	0	0	0	0	0	0	0	0
3:45	0	0	0	0	0	0	0	0	0	0	0	0	0	0
4:00	0	0	0	0	0	0	0	0	0	0	0	0	0	0
4:15	1	1	0	0	0	0	0	0	0	0	0	0	0	2
4:30	0	0	0	0	0	0	0	0	0	0	0	0	0	0
4:45	0	0	0	0	0	0	0	0	0	0	0	0	0	0
5:00	0	0	0	0	0	0	0	0	0	0	0	0	0	0
5:15	0	0	0	0	0	0	0	0	0	0	0	0	0	0
5:30	0	0	0	0	0	0	0	0	0	0	0	0	0	0
5:45	0	0	0	0	1	0	0	0	0	0	0	0	0	1
6:00	0	0	0	1	0	0	0	0	0	0	0	0	0	1
6:15	0	0	1	0	0	0	0	0	0	0	0	0	0	1
6:30	0	1	0	0	0	0	0	0	0	0	0	0	0	1
6:45	0	0	2	0	0	0	0	0	0	0	0	0	0	2
7:00	1	0	0	1	0	0	0	0	0	0	0	0	0	2
7:15	0	0	0	0	0	0	0	0	0	0	0	0	0	0
7:30	1	0	0	1	1	0	0	0	0	0	0	0	0	3
7:45	3	1	4	2	1	0	0	0	0	0	0	0	0	11
8:00	1	1	1	3	0	0	0	0	0	0	0	0	0	6
8:15	1	1	2	2	1	0	0	0	0	0	0	0	0	7
8:30	0	3	1	1	1	0	0	0	0	0	0	0	0	6
8:45	0	0	1	2	1	0	0	0	0	0	0	0	0	4
9:00	0	1	0	0	1	0	0	0	0	0	0	0	0	2
9:15	0	0	1	1	0	0	0	0	0	0	0	0	0	2
9:30	1	0	0	2	0	0	0	0	0	0	0	0	0	3
9:45	0	2	2	1	0	0	0	0	0	0	0	0	0	5
10:00	0	0	0	0	0	0	0	0	0	0	0	0	0	0
10:15	1	0	2	1	0	0	0	0	0	0	0	0	0	4
10:30	1	1	0	1	0	0	0	0	0	0	0	0	0	3
10:45	0	0	2	0	0	0	0	0	0	0	0	0	0	2
11:00	0	0	0	0	0	0	0	0	0	0	0	0	0	0
11:15	1	4	1	0	0	0	0	0	0	0	0	0	0	6
11:30	0	0	0	0	0	0	0	0	0	0	0	0	0	0
11:45	1	0	0	2	0	0	0	0	0	0	0	0	0	3
12:00 PM	0	0	0	1	0	0	0	0	0	0	0	0	0	1
12:15	0	0	1	0	1	0	0	0	0	0	0	0	0	2
12:30	0	2	1	1	0	0	0	0	0	0	0	0	0	4
12:45	0	1	1	0	1	0	0	0	0	0	0	0	0	3
13:00	0	0	3	0	0	0	0	0	0	0	0	0	0	3
13:15	0	0	1	1	0	0	0	0	0	0	0	0	0	2
13:30	1	1	1	0	0	0	0	0	0	0	0	0	0	3
13:45	0	0	0	0	1	0	0	0	0	0	0	0	0	1
14:00	0	0	0	1	0	0	0	0	0	0	0	0	0	1
14:15	0	0	1	1	1	1	0	0	0	0	0	0	0	4
14:30	0	1	1	0	0	0	0	0	0	0	0	0	0	2
14:45	0	4	3	5	1	0	0	0	0	0	0	0	0	13
15:00	2	1	5	0	0	0	0	0	0	0	0	0	0	8
15:15	1	0	3	1	0	0	0	0	0	0	0	0	0	5
15:30	2	2	0	0	1	0	0	0	0	0	0	0	0	5
15:45	1	1	2	0	0	0	0	0	0	0	0	0	0	4
16:00	0	0	0	0	1	0	0	0	0	0	0	0	0	1
16:15	0	1	5	0	0	0	0	0	0	0	0	0	0	6
16:30	0	2	1	1	1	0	0	0	0	0	0	0	0	5
16:45	1	1	1	1	0	0	0	0	0	0	0	0	0	4
17:00	1	0	0	1	0	0	0	0	0	0	0	0	0	2
17:15	0	0	0	1	1	0	0	0	0	0	0	0	0	2
17:30	0	0	0	0	1	0	0	0	0	0	0	0	0	1
17:45	0	0	2	0	0	1	1	0	0	0	0	0	0	4
18:00	0	0	1	2	0	0	0	0	0	0	0	0	0	3
18:15	0	0	1	2	0	0	0	0	0	0	0	0	0	3
18:30	0	0	0	0	0	0	0	0	0	0	0	0	0	0
18:45	1	0	0	0	0	0	0	0	0	0	0	0	0	1
19:00	0	0	1	0	0	0	0	0	0	0	0	0	0	1
19:15	1	0	0	1	0	0	0	0	0	0	0	0	0	2
19:30	0	0	0	0	0	0	0	0	0	0	0	0	0	0
19:45	0	0	0	0	0	0	0	0	0	0	0	0	0	0
20:00	0	0	0	1	0	0	0	0	0	0	0	0	0	1
20:15	0	0	0	0	0	0	0	0	0	0	0	0	0	0
20:30	0	1	0	2	0	0	0	0	0	0	0	0	0	3
20:45	0	0	0	0	0	0	0	0	0	0	0	0	0	0
21:00	0	0	1	0	0	0	0	0	0	0	0	0	0	1
21:15	0	1	0	0	0	0	0	0	0	0	0	0	0	1
21:30	0	0	1	0	0	0	1	0	0	0	0	0	0	2
21:45	0	0	1	0	0	0	0	0	0	0	0	0	0	1
22:00	0	0	0	0	0	0	0	0	0	0	0	0	0	0
22:15	0	0	0	0	0	0	0	0	0	0	0	0	0	0
22:30	0	0	0	1	0	0	0	0	0	0	0	0	0	1
22:45	1	0	0	0	0	0	0	0	0	0	0	0	0	1
23:00	0	0	0	1	0	0	0	0	0	0	0	0	0	1
23:15	0	0	0	0	0	0	0	0	0	0	0	0	0	0
23:30	0	0	0	0	0	0	0	0	0	0	0	0	0	0
23:45	0	0	0	0	0	0	0	0	0	0	0	0	0	0
Totals	25	35	53	46	17	2	2							185
% of Totals	14%	19%	31%	25%	9%	1%	1%							100%

AM Volumes	13	16	20	21	7	0	0	0	0	0	0	0	0	77
% AM	7%	9%	11%	11%	4%									42%
AM Peak Hour	7:30	7:45	7:45	7:30	8:15									7:45
Volume	6	6	8	8	4									30
PM Volumes	12	19	38	25	10	2	2	0	0	0	0	0	0	108
% PM	6%	10%	21%	14%	5%	1%	1%							58%
PM Peak Hour	15:00	14:45	14:30	14:00	12:00	13:30	17:00							14:45
Volume	6	7	12	7	2	1	1							31

Directional Peak Periods	AM 7-9			NOON 12-2			PM 4-6			Off Peak Volumes		
All Classes	Volume	⟷	%	Volume	⟷	%	Volume	⟷	%	Volume	⟷	%
	39		21%	19		10%	25		14%	102		55%

Street Name	Direction	Percentiles					
		15th	50th	Average	85th	95th	ADT
S Lomita St	North Bound	18	25	25	32	35	262
S Lomita St	South Bound	15	23	22	29	33	185

Prepared by National Data & Surveying Services

SPEED

S Lomita St Bet. W Verdugo Ave & W Oak St

Day: Wednesday
Date: 1/18/2023

City: Burbank
Project #: CA23_020030_030

Summary

Time	< 15	15 - 19	20 - 24	25 - 29	30 - 34	35 - 39	40 - 44	45 - 49	50 - 54	55 - 59	60 - 64	65 - 69	70 +	Total
0:00 AM	0	0	0	0	0	0	0	0	0	0	0	0	0	0
0:15	0	0	0	0	0	0	0	0	0	0	0	0	0	0
0:30	0	0	0	0	0	0	0	0	0	0	0	0	0	0
0:45	0	0	0	0	0	0	0	0	0	0	0	0	0	0
1:00	0	0	0	0	0	0	0	0	0	0	0	0	0	0
1:15	0	0	0	0	0	0	0	0	0	0	0	0	0	0
1:30	0	0	0	0	0	0	0	0	0	0	0	0	0	0
1:45	0	0	0	0	0	0	0	0	0	0	0	0	0	0
2:00	0	0	0	0	0	0	0	0	0	0	0	0	0	0
2:15	0	0	0	0	0	0	0	0	0	0	0	0	0	0
2:30	0	0	0	0	0	0	0	0	0	0	0	0	0	0
2:45	0	0	0	0	0	0	0	0	0	0	0	0	0	0
3:00	0	0	0	0	0	0	0	0	0	0	0	0	0	0
3:15	0	0	0	0	0	0	0	0	0	0	0	0	0	0
3:30	0	0	0	0	0	0	0	0	0	0	0	0	0	0
3:45	0	0	0	0	0	0	0	0	0	0	0	0	0	0
4:00	0	0	0	0	0	0	0	0	0	0	0	0	0	0
4:15	1	1	0	0	0	0	0	0	0	0	0	0	0	2
4:30	0	0	0	0	0	0	0	0	0	0	0	0	0	0
4:45	0	0	0	0	0	0	0	0	0	0	0	0	0	0
5:00	0	0	0	1	0	0	0	0	0	0	0	0	0	1
5:15	0	0	0	0	0	0	0	0	0	0	0	0	0	0
5:30	0	0	0	0	0	0	0	0	0	0	0	0	0	0
5:45	0	0	0	0	1	0	0	0	0	0	0	0	0	1
6:00	0	0	0	1	0	0	0	0	0	0	0	0	0	1
6:15	0	0	1	0	0	0	0	0	0	0	0	0	0	1
6:30	0	1	0	0	0	0	0	0	0	0	0	0	0	1
6:45	0	0	2	0	0	0	0	0	0	0	0	0	0	2
7:00	1	0	0	1	0	0	0	0	0	0	0	0	0	2
7:15	1	0	2	1	3	0	0	0	0	0	0	0	0	7
7:30	1	2	4	10	4	2	0	0	0	0	0	0	0	23
7:45	3	4	15	14	9	3	0	0	0	0	0	0	0	48
8:00	1	2	2	5	0	0	0	0	0	0	0	0	0	10
8:15	1	1	4	3	2	0	0	0	0	0	0	0	0	11
8:30	0	4	2	3	1	0	0	0	0	0	0	0	0	10
8:45	0	1	2	3	1	0	0	0	0	0	0	0	0	7
9:00	1	1	1	0	2	0	0	0	0	0	0	0	0	5
9:15	0	1	4	1	0	0	0	0	0	0	0	0	0	6
9:30	1	0	2	2	0	0	0	0	0	0	0	0	0	5
9:45	0	2	2	1	1	0	0	0	0	0	0	0	0	6
10:00	0	1	0	1	0	0	0	0	0	0	0	0	0	2
10:15	2	2	2	1	0	0	0	0	0	0	0	0	0	7
10:30	1	1	0	2	0	0	0	0	0	0	0	0	0	4
10:45	0	0	3	1	0	0	0	0	0	0	0	0	0	4
11:00	0	0	0	2	0	0	0	0	0	0	0	0	0	2
11:15	2	5	1	0	0	0	0	0	0	0	0	0	0	8
11:30	0	1	3	0	0	0	0	0	0	0	0	0	0	4
11:45	2	0	0	2	0	0	0	0	0	0	0	0	0	4
12:00 PM	0	0	1	1	1	0	0	0	0	0	0	0	0	3
12:15	0	1	2	1	1	0	0	0	0	0	0	0	0	5
12:30	1	2	1	2	1	0	0	0	0	0	0	0	0	7
12:45	1	3	1	0	1	0	0	0	0	0	0	0	0	6
13:00	0	1	4	0	0	0	0	0	0	0	0	0	0	5
13:15	0	0	1	1	0	0	0	0	0	0	0	0	0	2
13:30	1	1	4	2	0	0	0	0	0	0	0	0	0	8
13:45	0	0	3	0	1	1	0	0	0	0	0	0	0	5
14:00	0	1	1	2	0	0	0	0	0	0	0	0	0	4
14:15	0	2	2	5	1	1	0	0	0	0	0	0	0	11
14:30	1	2	2	3	0	1	0	0	0	0	0	0	0	9
14:45	0	6	4	6	1	0	0	0	0	0	0	0	0	17
15:00	4	4	16	11	4	1	0	0	0	0	0	0	0	40
15:15	3	0	3	7	3	1	0	0	0	0	0	0	0	17
15:30	2	2	1	1	2	1	0	0	0	0	0	0	0	9
15:45	1	4	3	1	0	0	0	0	0	0	0	0	0	9
16:00	0	0	0	0	1	0	0	0	0	0	0	0	0	1
16:15	0	1	6	1	2	0	0	0	0	0	0	0	0	10
16:30	1	2	2	3	1	0	0	0	0	0	0	0	0	9
16:45	1	3	1	2	0	1	0	0	0	0	0	0	0	8
17:00	1	1	2	4	1	1	0	0	0	0	0	0	0	10
17:15	0	1	1	3	3	0	0	0	0	0	0	0	0	8
17:30	0	0	0	3	1	1	0	0	0	0	0	0	0	5
17:45	2	1	5	0	4	1	1	0	0	0	0	0	0	14
18:00	0	1	3	4	3	0	0	0	0	0	0	0	0	11
18:15	0	1	2	2	1	0	0	0	0	0	0	0	0	6
18:30	0	0	0	0	0	0	0	0	0	0	0	0	0	0
18:45	1	1	0	1	0	0	0	0	0	0	0	0	0	3
19:00	0	0	1	0	0	0	0	0	0	0	0	0	0	1
19:15	1	0	1	1	0	0	0	0	0	0	0	0	0	3
19:30	0	0	1	0	0	0	0	0	0	0	0	0	0	1
19:45	0	0	1	1	0	0	0	0	0	0	0	0	0	2
20:00	0	0	0	1	0	0	0	0	0	0	0	0	0	1
20:15	0	0	0	0	0	0	0	0	0	0	0	0	0	0
20:30	0	2	0	2	0	0	0	0	0	0	0	0	0	4
20:45	0	0	0	0	0	0	0	0	0	0	0	0	0	0
21:00	0	0	1	0	0	0	0	0	0	0	0	0	0	1
21:15	0	1	0	0	0	0	0	0	0	0	0	0	0	1
21:30	0	0	1	0	0	0	1	0	0	0	0	0	0	2
21:45	0	0	1	0	0	0	0	0	0	0	0	0	0	1
22:00	0	0	0	0	0	0	0	0	0	0	0	0	0	0
22:15	0	0	0	0	0	0	0	0	0	0	0	0	0	0
22:30	0	0	0	1	0	0	0	0	0	0	0	0	0	1
22:45	1	0	0	0	0	0	0	0	0	0	0	0	0	1
23:00	0	0	0	1	0	0	0	0	0	0	0	0	0	1
23:15	0	0	0	0	0	0	0	0	0	0	0	0	0	0
23:30	0	1	0	0	0	0	0	0	0	0	0	0	0	1
23:45	0	0	0	0	0	0	0	0	0	0	0	0	0	0
Totals	40	75	130	128	57	15	2							447
% of Totals	9%	17%	29%	29%	13%	3%	0%							100%

AM Volumes	18	30	52	55	24	5	0	0	0	0	0	0	0	184
% AM	4%	7%	12%	12%	5%	1%								41%
AM Peak Hour	7:00	7:45	7:30	7:30	7:00	7:00								7:30
Volume	6	11	25	32	16	5								92
PM Volumes	22	45	78	73	33	10	2	0	0	0	0	0	0	263
% PM	5%	10%	17%	16%	7%	2%	0%							59%
PM Peak Hour	15:00	14:15	14:30	14:30	17:15	13:45	17:00							14:30
Volume	10	14	25	27	11	3	1							83

Directional Peak Periods	AM 7-9			NOON 12-2			PM 4-6			Off Peak Volumes		
All Classes	Volume	⟷	%	Volume	⟷	%	Volume	⟷	%	Volume	⟷	%
	118		26%	41		9%	65		15%	223		50%

Street Name	Direction	Percentiles					
		15th	50th	Average	85th	95th	ADT
S Lomita St	Summary	17	24	24	31	35	447

Prepared by National Data & Surveying Services

SPEED

S Lomita St Bet. W Verdugo Ave & W Oak St

Day: Wednesday
Date: 1/18/2023

City: Burbank
Project #: CA23_020030_030n

North Bound

Time	< 15	15 - 19	20 - 24	25 - 29	30 - 34	35 - 39	40 - 44	45 - 49	50 - 54	55 - 59	60 - 64	65 - 69	70 +	Total
0:00 AM	0	0	0	0	0	0	0	0	0	0	0	0	0	0
1:00	0	0	0	0	0	0	0	0	0	0	0	0	0	0
2:00	0	0	0	0	0	0	0	0	0	0	0	0	0	0
3:00	0	0	0	0	0	0	0	0	0	0	0	0	0	0
4:00	0	0	0	0	0	0	0	0	0	0	0	0	0	0
5:00	0	0	0	1	0	0	0	0	0	0	0	0	0	1
6:00	0	0	0	0	0	0	0	0	0	0	0	0	0	0
7:00	1	5	17	22	14	5	0	0	0	0	0	0	0	64
8:00	0	3	5	6	1	0	0	0	0	0	0	0	0	15
9:00	1	1	6	0	2	0	0	0	0	0	0	0	0	10
10:00	1	3	1	3	0	0	0	0	0	0	0	0	0	8
11:00	2	2	3	2	0	0	0	0	0	0	0	0	0	9
12:00 PM	2	3	2	2	2	0	0	0	0	0	0	0	0	11
13:00	0	1	7	2	0	1	0	0	0	0	0	0	0	11
14:00	1	6	4	9	0	1	0	0	0	0	0	0	0	21
15:00	4	6	13	19	8	3	0	0	0	0	0	0	0	53
16:00	1	2	2	4	2	1	0	0	0	0	0	0	0	12
17:00	2	3	6	8	7	2	0	0	0	0	0	0	0	28
18:00	0	3	3	3	4	0	0	0	0	0	0	0	0	13
19:00	0	0	3	1	0	0	0	0	0	0	0	0	0	4
20:00	0	1	0	0	0	0	0	0	0	0	0	0	0	1
21:00	0	0	0	0	0	0	0	0	0	0	0	0	0	0
22:00	0	0	0	0	0	0	0	0	0	0	0	0	0	0
23:00	0	1	0	0	0	0	0	0	0	0	0	0	0	1
Totals	15	40	72	82	40	13								262
% of Totals	6%	15%	27%	31%	15%	5%								100%

AM Volumes	5	14	32	34	17	5	0	0	0	0	0	0	0	107
% AM	2%	5%	12%	13%	6%	2%								41%
AM Peak Hour	11:00	7:00	7:00	7:00	7:00	7:00								7:00
Volume	2	5	17	22	14	5								64
PM Volumes	10	26	40	48	23	8	0	0	0	0	0	0	0	155
% PM	4%	10%	15%	18%	9%	3%								59%
PM Peak Hour	15:00	14:00	15:00	15:00	15:00	15:00								15:00
Volume	4	6	13	19	8	3								53

Directional Peak Periods	AM 7-9			NOON 12-2			PM 4-6			Off Peak Volumes		
All Speeds	Volume	↔	%	Volume	↔	%	Volume	↔	%	Volume	↔	%
	79	↔	30%	22	↔	8%	40	↔	15%	121	↔	46%

Street Name	Direction	Percentiles					
		15th	50th	Average	85th	95th	ADT
S Lomita St	North Bound	18	25	25	32	35	262
S Lomita St	South Bound	15	23	22	29	33	185

Prepared by National Data & Surveying Services

SPEED

S Lomita St Bet. W Verdugo Ave & W Oak St

Day: Wednesday
Date: 1/18/2023

City: Burbank
Project #: CA23_020030_030s

South Bound

Time	< 15	15 - 19	20 - 24	25 - 29	30 - 34	35 - 39	40 - 44	45 - 49	50 - 54	55 - 59	60 - 64	65 - 69	70 +	Total
0:00 AM	0	0	0	0	0	0	0	0	0	0	0	0	0	0
1:00	0	0	0	0	0	0	0	0	0	0	0	0	0	0
2:00	0	0	0	0	0	0	0	0	0	0	0	0	0	0
3:00	0	0	0	0	0	0	0	0	0	0	0	0	0	0
4:00	1	1	0	0	0	0	0	0	0	0	0	0	0	2
5:00	0	0	0	0	1	0	0	0	0	0	0	0	0	1
6:00	0	1	3	1	0	0	0	0	0	0	0	0	0	5
7:00	5	1	4	4	2	0	0	0	0	0	0	0	0	16
8:00	2	5	5	8	3	0	0	0	0	0	0	0	0	23
9:00	1	3	3	4	1	0	0	0	0	0	0	0	0	12
10:00	2	1	4	2	0	0	0	0	0	0	0	0	0	9
11:00	2	4	1	2	0	0	0	0	0	0	0	0	0	9
12:00 PM	0	3	3	2	2	0	0	0	0	0	0	0	0	10
13:00	1	1	5	1	1	0	0	0	0	0	0	0	0	9
14:00	0	5	5	7	2	1	0	0	0	0	0	0	0	20
15:00	6	4	10	1	1	0	0	0	0	0	0	0	0	22
16:00	1	4	7	2	2	0	0	0	0	0	0	0	0	16
17:00	1	0	2	2	2	1	1	0	0	0	0	0	0	9
18:00	1	0	2	4	0	0	0	0	0	0	0	0	0	7
19:00	1	0	1	1	0	0	0	0	0	0	0	0	0	3
20:00	0	1	0	3	0	0	0	0	0	0	0	0	0	4
21:00	0	1	3	0	0	0	1	0	0	0	0	0	0	5
22:00	1	0	0	1	0	0	0	0	0	0	0	0	0	2
23:00	0	0	0	1	0	0	0	0	0	0	0	0	0	1
Totals	25	35	58	46	17	2	2							185
% of Totals	14%	19%	31%	25%	9%	1%	1%							100%

AM Volumes	13	16	20	21	7	0	0	0	0	0	0	0	0	77
% AM	7%	9%	11%	11%	4%									42%
AM Peak Hour	7:00	8:00	8:00	8:00	8:00									8:00
Volume	5	5	5	8	3									23
PM Volumes	12	19	38	25	10	2	2	0	0	0	0	0	0	108
% PM	6%	10%	21%	14%	5%	1%	1%							58%
PM Peak Hour	15:00	14:00	15:00	14:00	12:00	14:00	17:00							15:00
Volume	6	5	10	7	2	1	1							22

Directional Peak Periods	AM 7-9			NOON 12-2			PM 4-6			Off Peak Volumes		
All Speeds	Volume	↔	%	Volume	↔	%	Volume	↔	%	Volume	↔	%
	39		21%	19		10%	25		14%	102		55%

Street Name	Direction	Percentiles					
		15th	50th	Average	85th	95th	ADT
S Lomita St	North Bound	18	25	25	32	35	262
S Lomita St	South Bound	15	23	22	29	33	185

Prepared by National Data & Surveying Services

SPEED

S Lomita St Bet. W Verdugo Ave & W Oak St

Day: Wednesday
Date: 1/18/2023

City: Burbank
Project #: CA23_020030_030

Summary

Time	< 15	15 - 19	20 - 24	25 - 29	30 - 34	35 - 39	40 - 44	45 - 49	50 - 54	55 - 59	60 - 64	65 - 69	70 +	Total
0:00 AM	0	0	0	0	0	0	0	0	0	0	0	0	0	0
1:00	0	0	0	0	0	0	0	0	0	0	0	0	0	0
2:00	0	0	0	0	0	0	0	0	0	0	0	0	0	0
3:00	0	0	0	0	0	0	0	0	0	0	0	0	0	0
4:00	1	1	0	0	0	0	0	0	0	0	0	0	0	2
5:00	0	0	0	1	1	0	0	0	0	0	0	0	0	2
6:00	0	1	3	1	0	0	0	0	0	0	0	0	0	5
7:00	6	6	21	26	16	5	0	0	0	0	0	0	0	80
8:00	2	8	10	14	4	0	0	0	0	0	0	0	0	38
9:00	2	4	9	4	3	0	0	0	0	0	0	0	0	22
10:00	3	4	5	5	0	0	0	0	0	0	0	0	0	17
11:00	4	6	4	4	0	0	0	0	0	0	0	0	0	18
12:00 PM	2	6	5	4	4	0	0	0	0	0	0	0	0	21
13:00	1	2	12	3	1	1	0	0	0	0	0	0	0	20
14:00	1	11	9	16	2	2	0	0	0	0	0	0	0	41
15:00	10	10	23	20	9	3	0	0	0	0	0	0	0	75
16:00	2	6	9	6	4	1	0	0	0	0	0	0	0	28
17:00	3	3	8	10	9	3	1	0	0	0	0	0	0	37
18:00	1	3	5	7	4	0	0	0	0	0	0	0	0	20
19:00	1	0	4	2	0	0	0	0	0	0	0	0	0	7
20:00	0	2	0	3	0	0	0	0	0	0	0	0	0	5
21:00	0	1	3	0	0	0	1	0	0	0	0	0	0	5
22:00	1	0	0	1	0	0	0	0	0	0	0	0	0	2
23:00	0	1	0	1	0	0	0	0	0	0	0	0	0	2
Totals	40	75	130	128	57	15	2							447
% of Totals	9%	17%	29%	29%	13%	3%	0%							100%

AM Volumes	18	30	52	55	24	5	0	0	0	0	0	0	0	184
% AM	4%	7%	12%	12%	5%	1%								41%
AM Peak Hour	7:00	8:00	7:00	7:00	7:00	7:00								7:00
Volume	6	8	21	26	16	5								80
PM Volumes	22	45	78	73	33	10	2	0	0	0	0	0	0	263
% PM	5%	10%	17%	16%	7%	2%	0%							59%
PM Peak Hour	15:00	14:00	15:00	15:00	15:00	15:00	17:00							15:00
Volume	10	11	23	20	9	3	1							75

Directional Peak Periods	AM 7-9			NOON 12-2			PM 4-6			Off Peak Volumes		
All Speeds	Volume		%	Volume		%	Volume		%	Volume		%
	118	↔	26%	41	↔	9%	65	↔	15%	223	↔	50%

Street Name	Direction	Percentiles					
		15th	50th	Average	85th	95th	ADT
S Lomita St	Summary	17	24	24	31	35	447

Prepared by NDS/ATD

Prepared by National Data & Surveying Services

VOLUME

S Lomita St Bet. W Verdugo Ave & W Oak St

Day: Wednesday
Date: 1/18/2023

City: Burbank
Project #: CA23_020030_030

DAILY TOTALS	NB	SB	EB	WB	Total
	262	185	0	0	447

AM Period	NB		SB		EB	WB	TOTAL		PM Period	NB		SB		EB	WB	TOTAL	
0:00	0		0		0	0			12:00	2		1		0	0	3	
0:15	0		0		0	0			12:15	3		2		0	0	5	
0:30	0		0		0	0			12:30	3		4		0	0	7	
0:45	0		0		0	0			12:45	3	11	3	10	0	0	6	21
1:00	0		0		0	0			13:00	2		3		0	0	5	
1:15	0		0		0	0			13:15	0		2		0	0	2	
1:30	0		0		0	0			13:30	5		3		0	0	8	
1:45	0		0		0	0			13:45	4	11	1	9	0	0	5	20
2:00	0		0		0	0			14:00	3		1		0	0	4	
2:15	0		0		0	0			14:15	7		4		0	0	11	
2:30	0		0		0	0			14:30	7		2		0	0	9	
2:45	0		0		0	0			14:45	4	21	13	20	0	0	17	41
3:00	0		0		0	0			15:00	32		8		0	0	40	
3:15	0		0		0	0			15:15	12		5		0	0	17	
3:30	0		0		0	0			15:30	4		5		0	0	9	
3:45	0		0		0	0			15:45	5	53	4	22	0	0	9	75
4:00	0		0		0	0			16:00	0		1		0	0	1	
4:15	0		2		0	0	2		16:15	4		6		0	0	10	
4:30	0		0		0	0			16:30	4		5		0	0	9	
4:45	0		0	2	0	0		2	16:45	4	12	4	16	0	0	8	28
5:00	1		0		0	0	1		17:00	8		2		0	0	10	
5:15	0		0		0	0			17:15	6		2		0	0	8	
5:30	0		0		0	0			17:30	4		1		0	0	5	
5:45	0	1	1	1	0	0	1	2	17:45	10	28	4	9	0	0	14	37
6:00	0		1		0	0	1		18:00	8		3		0	0	11	
6:15	0		1		0	0	1		18:15	3		3		0	0	6	
6:30	0		1		0	0	1		18:30	0		0		0	0		
6:45	0		2	5	0	0	2	5	18:45	2	13	1	7	0	0	3	20
7:00	0		2		0	0	2		19:00	0		1		0	0	1	
7:15	7		0		0	0	7		19:15	1		2		0	0	3	
7:30	20		3		0	0	23		19:30	1		0		0	0	1	
7:45	37	64	11	16	0	0	48	80	19:45	2	4	0	3	0	0	2	7
8:00	4		6		0	0	10		20:00	0		1		0	0	1	
8:15	4		7		0	0	11		20:15	0		0		0	0		
8:30	4		6		0	0	10		20:30	1		3		0	0	4	
8:45	3	15	4	23	0	0	7	38	20:45	0	1	0	4	0	0		5
9:00	3		2		0	0	5		21:00	0		1		0	0	1	
9:15	4		2		0	0	6		21:15	0		1		0	0	1	
9:30	2		3		0	0	5		21:30	0		2		0	0	2	
9:45	1	10	5	12	0	0	6	22	21:45	0		1	5	0	0	1	5
10:00	2		0		0	0	2		22:00	0		0		0	0		
10:15	3		4		0	0	7		22:15	0		0		0	0		
10:30	1		3		0	0	4		22:30	0		1		0	0	1	
10:45	2	8	2	9	0	0	4	17	22:45	0		1	2	0	0	1	2
11:00	2		0		0	0	2		23:00	0		1		0	0	1	
11:15	2		6		0	0	8		23:15	0		0		0	0		
11:30	4		0		0	0	4		23:30	1		0		0	0	1	
11:45	1	9	3	9	0	0	4	18	23:45	0	1	0	1	0	0		2
TOTALS		107		77				184	TOTALS		155		108				263
SPLIT %		58.2%		41.8%				41.2%	SPLIT %		58.9%		41.1%				58.8%

DAILY TOTALS	NB	SB	EB	WB	Total
	262	185	0	0	447

AM Peak Hour	7:15	7:45			7:30	PM Peak Hour	14:30	14:45			14:30
AM Pk Volume	68	30			92	PM Pk Volume	55	31			83
Pk Hr Factor	0.459	0.682			0.479	Pk Hr Factor	0.430	0.596			0.519
7 - 9 Volume	79	39	0	0	118	4 - 6 Volume	40	25	0	0	65
7 - 9 Peak Hour	7:15	7:45			7:30	4 - 6 Peak Hour	17:00	16:15			16:15
7 - 9 Pk Volume	68	30	0	0	92	4 - 6 Pk Volume	28	17	0	0	37
Pk Hr Factor	0.459	0.682	0.000	0.000	0.479	Pk Hr Factor	0.700	0.708	0.000	0.000	0.925

Prepared by NDS/ATD

Project #: CA23_020030_030 **City:** Burbank

Location: S Lomita St Bet. W Verdugo Ave & W Oak St **Date:** 1/18/2023

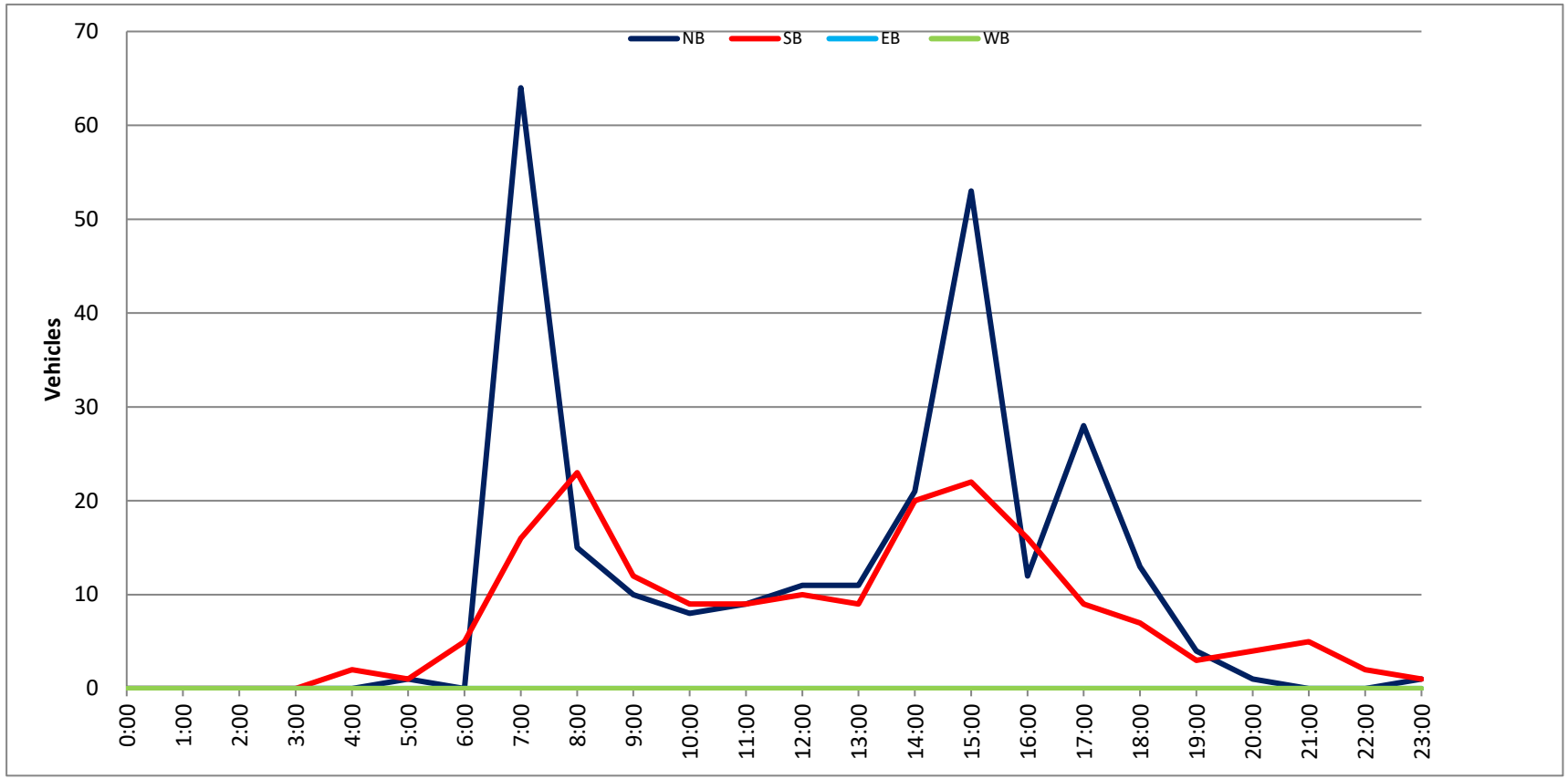

Prepared by National Data & Surveying Services

SPEED

S Lomita St Bet. W Verdugo Ave & W Oak St

Day: Thursday
Date: 1/19/2023

City: Burbank
Project #: CA23_020030_030n

North Bound

Time	< 15	15 - 19	20 - 24	25 - 29	30 - 34	35 - 39	40 - 44	45 - 49	50 - 54	55 - 59	60 - 64	65 - 69	70 +	Total
0:00 AM	0	0	0	0	0	0	0	0	0	0	0	0	0	0
0:15	0	0	0	0	0	0	0	0	0	0	0	0	0	0
0:30	0	0	0	0	0	0	0	0	0	0	0	0	0	0
0:45	0	0	0	0	0	0	0	0	0	0	0	0	0	0
1:00	0	0	0	0	0	0	0	0	0	0	0	0	0	0
1:15	0	0	0	0	0	0	0	0	0	0	0	0	0	0
1:30	0	0	0	0	0	0	0	0	0	0	0	0	0	0
1:45	0	0	0	0	0	0	0	0	0	0	0	0	0	0
2:00	0	0	0	0	1	0	0	0	0	0	0	0	0	1
2:15	0	0	0	0	0	0	0	0	0	0	0	0	0	0
2:30	0	0	0	0	0	0	0	0	0	0	0	0	0	0
2:45	0	0	0	0	0	0	0	0	0	0	0	0	0	0
3:00	0	0	0	0	0	0	0	0	0	0	0	0	0	0
3:15	0	0	0	0	0	0	0	0	0	0	0	0	0	0
3:30	0	0	0	0	0	0	0	0	0	0	0	0	0	0
3:45	0	0	0	0	0	0	0	0	0	0	0	0	0	0
4:00	0	0	0	0	0	0	0	0	0	0	0	0	0	0
4:15	0	0	0	0	0	0	0	0	0	0	0	0	0	0
4:30	0	0	0	0	0	0	0	0	0	0	0	0	0	0
4:45	0	0	0	0	0	0	0	0	0	0	0	0	0	0
5:00	0	0	2	0	0	0	0	0	0	0	0	0	0	2
5:15	0	0	0	0	0	0	0	0	0	0	0	0	0	0
5:30	0	1	0	0	0	0	0	0	0	0	0	0	0	1
5:45	0	0	0	0	1	0	0	0	0	0	0	0	0	1
6:00	0	0	0	0	0	0	0	0	0	0	0	0	0	0
6:15	0	0	0	0	0	0	0	0	0	0	0	0	0	0
6:30	0	0	0	0	0	0	0	0	0	0	0	0	0	0
6:45	1	1	0	0	0	0	0	0	0	0	0	0	0	2
7:00	1	1	0	2	0	0	0	0	0	0	0	0	0	4
7:15	0	0	3	1	1	0	0	0	0	0	0	0	0	5
7:30	3	4	12	7	2	0	0	0	0	0	0	0	0	28
7:45	1	2	11	17	6	0	0	0	0	0	0	0	0	37
8:00	0	0	3	1	0	0	0	0	0	0	0	0	0	4
8:15	1	0	1	3	1	0	0	0	0	0	0	0	0	6
8:30	0	0	0	5	0	0	0	0	0	0	0	0	0	5
8:45	0	1	0	0	0	1	0	0	0	0	0	0	0	2
9:00	0	2	0	0	0	0	0	0	0	0	0	0	0	2
9:15	0	0	1	0	0	0	0	0	0	0	0	0	0	1
9:30	1	0	0	2	0	0	1	0	0	0	0	0	0	4
9:45	1	0	1	2	0	0	0	0	0	0	0	0	0	4
10:00	0	0	2	1	1	0	0	0	0	0	0	0	0	4
10:15	0	0	0	0	0	0	0	0	0	0	0	0	0	0
10:30	0	2	0	0	0	0	0	0	0	0	0	0	0	2
10:45	0	0	0	0	0	0	0	0	0	0	0	0	0	0
11:00	0	0	0	0	0	0	0	0	0	0	0	0	0	0
11:15	0	0	1	0	0	0	0	0	0	0	0	0	0	1
11:30	0	1	1	1	0	0	0	0	0	0	0	0	0	3
11:45	0	1	0	2	0	0	0	0	0	0	0	0	0	3
12:00 PM	0	3	0	0	1	0	0	0	0	0	0	0	0	4
12:15	0	1	0	1	0	0	0	0	0	0	0	0	0	2
12:30	0	1	0	1	0	1	0	0	0	0	0	0	0	3
12:45	0	0	0	0	0	0	0	0	0	0	0	0	0	0
13:00	0	0	1	0	0	0	0	0	0	0	0	0	0	1
13:15	0	0	1	0	1	0	0	0	0	0	0	0	0	2
13:30	0	2	0	3	3	1	0	0	0	0	0	0	0	9
13:45	0	2	0	0	2	0	0	0	0	0	0	0	0	4
14:00	0	1	1	0	0	1	0	0	0	0	0	0	0	3
14:15	0	2	1	1	0	0	0	0	0	0	0	0	0	4
14:30	0	3	3	0	0	0	0	0	0	0	0	0	0	6
14:45	1	0	0	1	2	0	0	0	0	0	0	0	0	4
15:00	0	3	13	11	2	0	0	0	0	0	0	0	0	29
15:15	1	0	2	4	0	0	0	0	0	0	0	0	0	7
15:30	0	0	0	0	1	0	0	0	0	0	0	0	0	1
15:45	1	1	0	2	0	1	0	0	0	0	0	0	0	5
16:00	2	1	2	4	0	0	0	0	0	0	0	0	0	9
16:15	0	0	1	1	2	0	0	0	0	0	0	0	0	4
16:30	0	2	0	2	2	1	0	0	0	0	0	0	0	7
16:45	0	0	2	0	2	0	0	0	0	0	0	0	0	4
17:00	2	0	1	2	0	1	0	0	0	0	0	0	0	6
17:15	0	0	2	4	1	1	0	0	0	0	0	0	0	8
17:30	0	1	2	1	0	0	0	0	0	0	0	0	0	4
17:45	0	0	1	0	2	0	0	0	0	0	0	0	0	3
18:00	0	1	4	1	0	0	0	0	0	0	0	0	0	6
18:15	0	1	0	2	0	0	0	0	0	0	0	0	0	3
18:30	0	0	2	6	0	0	1	0	0	0	0	0	0	9
18:45	0	0	2	0	0	0	0	0	0	0	0	0	0	2
19:00	0	1	1	2	0	0	0	0	0	0	0	0	0	4
19:15	0	0	1	1	0	1	0	0	0	0	0	0	0	3
19:30	0	0	1	0	0	0	0	0	0	0	0	0	0	1
19:45	0	0	0	0	0	0	0	0	0	0	0	0	0	0
20:00	0	0	0	0	0	0	0	0	0	0	0	0	0	0
20:15	0	0	1	0	0	0	0	0	0	0	0	0	0	1
20:30	0	0	0	1	0	0	0	0	0	0	0	0	0	1
20:45	0	0	2	0	0	0	0	0	0	0	0	0	0	2
21:00	0	0	0	2	0	0	0	0	0	0	0	0	0	2
21:15	0	2	0	0	0	0	0	0	0	0	0	0	0	2
21:30	0	0	0	0	0	0	0	0	0	0	0	0	0	0
21:45	0	0	0	0	0	0	0	0	0	0	0	0	0	0
22:00	0	0	0	0	0	0	0	0	0	0	0	0	0	0
22:15	0	0	0	0	0	0	0	0	0	0	0	0	0	0
22:30	0	0	0	0	0	0	0	0	0	0	0	0	0	0
22:45	0	0	1	0	0	0	0	0	0	0	0	0	0	1
23:00	0	0	0	0	0	0	0	0	0	0	0	0	0	0
23:15	0	0	0	0	0	0	0	0	0	0	0	0	0	0
23:30	0	0	0	0	0	0	0	0	0	0	0	0	0	0
23:45	0	0	0	0	1	0	0	0	0	0	0	0	0	1
Totals	**16**	**44**	**86**	**97**	**35**	**9**	**2**							**289**
% of Totals	6%	15%	30%	34%	12%	3%	1%							100%

AM Volumes	9	16	38	44	13	1	1	0	0	0	0	0	0	122
% AM	3%	6%	13%	15%	4%	0%	0%							42%
AM Peak Hour	6:45	7:00	7:15	7:30	7:00	8:00	8:45							7:30
Volume	5	7	29	28	9	1	1							75
PM Volumes	7	28	48	53	22	8	1	0	0	0	0	0	0	167
% PM	2%	10%	17%	18%	8%	3%	0%							58%
PM Peak Hour	15:15	13:45	14:30	15:00	13:00	16:30	17:45							14:30
Volume	4	8	18	17	6	3	1							46

Directional Peak Periods	AM 7-9			NOON 12-2			PM 4-6			Off Peak Volumes		
All Classes	Volume	⟷	%	Volume	⟷	%	Volume	⟷	%	Volume	⟷	%
	91		31%	25		9%	45		16%	128		44%

Street Name	Direction	Percentiles					
		15th	50th	Average	85th	95th	ADT
S Lomita St	North Bound	18	25	25	30	35	289
S Lomita St	South Bound	16	24	23	31	34	182

Prepared by National Data & Surveying Services

SPEED

S Lomita St Bet. W Verdugo Ave & W Oak St

Day: Thursday
Date: 1/19/2023

City: Burbank
Project #: CA23_020030_030s

South Bound

Time	< 15	15 - 19	20 - 24	25 - 29	30 - 34	35 - 39	40 - 44	45 - 49	50 - 54	55 - 59	60 - 64	65 - 69	70 +	Total
0:00 AM	0	0	0	0	0	0	0	0	0	0	0	0	0	0
0:15	0	0	0	0	0	0	0	0	0	0	0	0	0	0
0:30	0	0	0	0	0	0	0	0	0	0	0	0	0	0
0:45	0	0	0	0	0	0	0	0	0	0	0	0	0	0
1:00	0	0	0	0	0	0	0	0	0	0	0	0	0	0
1:15	0	0	0	0	0	0	0	0	0	0	0	0	0	0
1:30	0	0	1	0	0	0	0	0	0	0	0	0	0	1
1:45	0	0	0	0	0	0	0	0	0	0	0	0	0	0
2:00	0	0	0	0	0	0	0	0	0	0	0	0	0	0
2:15	0	0	0	0	0	0	0	0	0	0	0	0	0	0
2:30	0	0	0	0	0	0	0	0	0	0	0	0	0	0
2:45	0	0	0	0	0	0	0	0	0	0	0	0	0	0
3:00	0	0	0	0	0	0	0	0	0	0	0	0	0	0
3:15	0	0	0	0	0	0	0	0	0	0	0	0	0	0
3:30	0	0	0	0	0	0	0	0	0	0	0	0	0	0
3:45	0	0	0	0	0	0	0	0	0	0	0	0	0	0
4:00	0	0	0	0	0	0	0	0	0	0	0	0	0	0
4:15	0	0	0	0	0	0	0	0	0	0	0	0	0	0
4:30	0	0	0	0	0	0	0	0	0	0	0	0	0	0
4:45	0	0	0	0	0	0	0	0	0	0	0	0	0	0
5:00	1	0	0	0	0	0	0	0	0	0	0	0	0	1
5:15	0	0	1	0	0	0	0	0	0	0	0	0	0	1
5:30	0	0	0	1	0	0	0	0	0	0	0	0	0	1
5:45	0	0	0	0	0	0	0	0	0	0	0	0	0	0
6:00	0	0	0	1	0	0	0	0	0	0	0	0	0	1
6:15	0	1	2	0	0	0	0	0	0	0	0	0	0	3
6:30	0	0	0	1	0	0	0	0	0	0	0	0	0	1
6:45	0	0	0	0	1	0	0	0	0	0	0	0	0	1
7:00	2	1	1	0	1	1	0	0	0	0	0	0	0	6
7:15	0	0	0	0	0	0	0	0	0	0	0	0	0	0
7:30	0	2	1	3	0	0	0	0	0	0	0	0	0	6
7:45	0	0	3	3	4	0	0	0	0	0	0	0	0	10
8:00	0	1	1	0	0	0	0	0	0	0	0	0	0	2
8:15	0	1	2	2	0	0	0	0	0	0	0	0	0	5
8:30	0	1	0	0	2	0	0	0	0	0	0	0	0	3
8:45	0	0	0	0	0	0	0	0	0	0	0	0	0	0
9:00	1	0	0	0	0	1	0	0	0	0	0	0	0	2
9:15	0	0	1	2	0	0	0	0	0	0	0	0	0	3
9:30	1	1	2	0	2	0	0	0	0	0	0	0	0	6
9:45	0	2	2	1	0	0	0	0	0	0	0	0	0	5
10:00	0	0	0	0	0	0	0	0	0	0	0	0	0	0
10:15	0	1	1	0	0	0	0	0	0	0	0	0	0	2
10:30	0	2	1	1	0	0	0	0	0	0	0	0	0	4
10:45	1	1	1	0	0	0	0	0	0	0	0	0	0	3
11:00	1	0	0	1	0	0	0	0	0	0	0	0	0	2
11:15	1	0	1	1	0	0	0	0	0	0	0	0	0	3
11:30	0	0	0	0	0	0	0	0	0	0	0	0	0	0
11:45	0	0	0	2	0	0	0	0	0	0	0	0	0	2
12:00 PM	0	1	1	0	0	0	0	0	0	0	0	0	0	2
12:15	0	0	0	0	3	0	0	0	0	0	0	0	0	3
12:30	0	0	1	1	0	0	0	0	0	0	0	0	0	2
12:45	0	1	0	0	1	0	0	0	0	0	0	0	0	2
13:00	0	1	2	0	1	1	0	0	0	0	0	0	0	5
13:15	0	0	1	1	0	0	0	0	0	0	0	0	0	2
13:30	0	0	1	1	1	0	0	0	0	0	0	0	0	3
13:45	0	0	0	0	0	0	0	0	0	0	0	0	0	0
14:00	0	0	0	0	0	0	0	0	0	0	0	0	0	0
14:15	0	0	0	0	1	0	0	0	0	0	0	0	0	1
14:30	2	0	2	0	0	0	0	0	0	0	0	0	0	4
14:45	2	0	5	3	0	0	0	0	0	0	0	0	0	10
15:00	0	5	1	2	2	0	0	0	0	0	0	0	0	10
15:15	0	0	0	2	1	0	0	0	0	0	0	0	0	3
15:30	1	1	0	0	2	0	0	0	0	0	0	0	0	4
15:45	2	3	3	0	0	0	0	0	0	0	0	0	0	8
16:00	0	0	1	0	1	1	0	0	0	0	0	0	0	3
16:15	0	0	1	1	2	0	0	0	0	0	0	0	0	4
16:30	0	0	1	2	0	0	0	0	0	0	0	0	0	3
16:45	0	0	2	0	0	0	0	0	0	0	0	0	0	2
17:00	0	1	0	1	0	0	0	0	0	0	0	0	0	2
17:15	0	0	0	1	0	0	0	0	0	0	0	0	0	1
17:30	0	0	2	0	1	0	0	0	0	0	0	0	0	3
17:45	1	1	1	1	0	0	0	0	0	0	0	0	0	4
18:00	0	2	0	1	1	0	0	0	0	0	0	0	0	4
18:15	0	0	1	1	0	0	0	0	0	0	0	0	0	2
18:30	0	0	0	2	0	0	0	0	0	0	0	0	0	2
18:45	2	0	1	0	0	0	0	0	0	0	0	0	0	3
19:00	0	0	1	1	0	0	0	0	0	0	0	0	0	2
19:15	0	0	0	0	0	0	0	0	0	0	0	0	0	0
19:30	0	0	0	0	0	0	0	0	0	0	0	0	0	0
19:45	0	1	0	1	0	0	0	0	0	0	0	0	0	2
20:00	0	0	0	1	0	0	0	0	0	0	0	0	0	1
20:15	0	0	1	0	0	0	0	0	0	0	0	0	0	1
20:30	0	0	1	1	0	0	0	0	0	0	0	0	0	2
20:45	0	0	0	0	0	0	0	0	0	0	0	0	0	0
21:00	0	0	0	0	0	0	0	0	0	0	0	0	0	0
21:15	1	0	0	0	1	0	0	0	0	0	0	0	0	2
21:30	0	0	0	1	0	0	0	0	0	0	0	0	0	1
21:45	0	1	0	0	0	0	0	0	0	0	0	0	0	1
22:00	0	0	1	0	0	0	0	0	0	0	0	0	0	1
22:15	1	0	1	0	0	0	0	0	0	0	0	0	0	2
22:30	0	0	0	1	0	0	0	0	0	0	0	0	0	1
22:45	0	0	0	0	0	0	0	0	0	0	0	0	0	0
23:00	0	0	0	0	0	0	0	0	0	0	0	0	0	0
23:15	0	0	0	0	0	0	0	0	0	0	0	0	0	0
23:30	0	0	0	0	0	0	0	0	0	0	0	0	0	0
23:45	0	0	0	0	0	0	0	0	0	0	0	0	0	0
Totals	20	32	53	45	28	4								182
% of Totals	11%	18%	29%	25%	15%	2%								100%

AM Volumes	8	14	21	19	10	2	0	0	0	0	0	0	0	74
% AM	4%	8%	12%	10%	5%	1%								41%
AM Peak Hour	10:30	9:45	7:30	7:30	7:45	6:15								7:30
Volume	3	5	7	8	6	1								23
PM Volumes	12	18	32	26	18	2	0	0	0	0	0	0	0	108
% PM	7%	10%	18%	14%	10%	1%								59%
PM Peak Hour	14:00	15:00	14:15	14:30	12:15	12:15								14:30
Volume	4	9	8	7	5	1								27

Directional Peak Periods	AM 7-9			NOON 12-2			PM 4-6			Off Peak Volumes		
All Classes	Volume	⟷	%	Volume	⟷	%	Volume	⟷	%	Volume	⟷	%
	32		18%	19		10%	22		12%	109		60%

Street Name	Direction	Percentiles					
		15th	50th	Average	85th	95th	ADT
S Lomita St	North Bound	18	25	25	30	35	289
S Lomita St	South Bound	16	24	23	31	34	182

Prepared by National Data & Surveying Services

SPEED

S Lomita St Bet. W Verdugo Ave & W Oak St

Day: Thursday
Date: 1/19/2023

City: Burbank
Project #: CA23_020030_030

Summary

Time	< 15	15 - 19	20 - 24	25 - 29	30 - 34	35 - 39	40 - 44	45 - 49	50 - 54	55 - 59	60 - 64	65 - 69	70 +	Total
0:00 AM	0	0	0	0	0	0	0	0	0	0	0	0	0	0
0:15	0	0	0	0	0	0	0	0	0	0	0	0	0	0
0:30	0	0	0	0	0	0	0	0	0	0	0	0	0	0
0:45	0	0	0	0	0	0	0	0	0	0	0	0	0	0
1:00	0	0	0	0	0	0	0	0	0	0	0	0	0	0
1:15	0	0	0	0	0	0	0	0	0	0	0	0	0	0
1:30	0	0	1	0	0	0	0	0	0	0	0	0	0	1
1:45	0	0	0	0	0	0	0	0	0	0	0	0	0	0
2:00	0	0	0	0	1	0	0	0	0	0	0	0	0	1
2:15	0	0	0	0	0	0	0	0	0	0	0	0	0	0
2:30	0	0	0	0	0	0	0	0	0	0	0	0	0	0
2:45	0	0	0	0	0	0	0	0	0	0	0	0	0	0
3:00	0	0	0	0	0	0	0	0	0	0	0	0	0	0
3:15	0	0	0	0	0	0	0	0	0	0	0	0	0	0
3:30	0	0	0	0	0	0	0	0	0	0	0	0	0	0
3:45	0	0	0	0	0	0	0	0	0	0	0	0	0	0
4:00	0	0	0	0	0	0	0	0	0	0	0	0	0	0
4:15	0	0	0	0	0	0	0	0	0	0	0	0	0	0
4:30	0	0	0	0	0	0	0	0	0	0	0	0	0	0
4:45	0	0	0	0	0	0	0	0	0	0	0	0	0	0
5:00	1	0	2	0	0	0	0	0	0	0	0	0	0	3
5:15	0	0	1	0	0	0	0	0	0	0	0	0	0	1
5:30	0	1	0	1	0	0	0	0	0	0	0	0	0	2
5:45	0	0	0	0	1	0	0	0	0	0	0	0	0	1
6:00	0	0	0	1	0	0	0	0	0	0	0	0	0	1
6:15	0	1	2	0	0	0	0	0	0	0	0	0	0	3
6:30	0	0	0	1	0	0	0	0	0	0	0	0	0	1
6:45	1	1	0	0	1	0	0	0	0	0	0	0	0	3
7:00	3	2	1	2	1	1	0	0	0	0	0	0	0	10
7:15	0	0	3	1	1	0	0	0	0	0	0	0	0	5
7:30	3	6	13	10	2	0	0	0	0	0	0	0	0	34
7:45	1	2	14	20	10	0	0	0	0	0	0	0	0	47
8:00	0	1	4	1	0	0	0	0	0	0	0	0	0	6
8:15	1	1	3	5	1	0	0	0	0	0	0	0	0	11
8:30	0	1	0	5	2	0	0	0	0	0	0	0	0	8
8:45	0	1	0	0	0	1	0	0	0	0	0	0	0	2
9:00	1	2	0	0	0	1	0	0	0	0	0	0	0	4
9:15	0	0	2	2	0	0	0	0	0	0	0	0	0	4
9:30	2	1	2	2	2	0	1	0	0	0	0	0	0	10
9:45	1	2	3	3	0	0	0	0	0	0	0	0	0	9
10:00	0	0	2	1	1	0	0	0	0	0	0	0	0	4
10:15	0	1	1	0	0	0	0	0	0	0	0	0	0	2
10:30	0	4	1	1	0	0	0	0	0	0	0	0	0	6
10:45	1	1	1	0	0	0	0	0	0	0	0	0	0	3
11:00	1	0	0	1	0	0	0	0	0	0	0	0	0	2
11:15	1	0	2	1	0	0	0	0	0	0	0	0	0	4
11:30	0	1	1	1	0	0	0	0	0	0	0	0	0	3
11:45	0	1	0	4	0	0	0	0	0	0	0	0	0	5
12:00 PM	0	4	1	0	1	0	0	0	0	0	0	0	0	6
12:15	0	1	0	1	3	0	0	0	0	0	0	0	0	5
12:30	0	1	1	2	0	1	0	0	0	0	0	0	0	5
12:45	0	1	0	0	1	0	0	0	0	0	0	0	0	2
13:00	0	1	3	0	1	1	0	0	0	0	0	0	0	6
13:15	0	0	2	1	1	0	0	0	0	0	0	0	0	4
13:30	0	2	1	4	4	1	0	0	0	0	0	0	0	12
13:45	0	2	0	0	2	0	0	0	0	0	0	0	0	4
14:00	0	1	1	0	0	1	0	0	0	0	0	0	0	3
14:15	0	2	1	1	1	0	0	0	0	0	0	0	0	5
14:30	2	3	5	0	0	0	0	0	0	0	0	0	0	10
14:45	3	0	5	4	2	0	0	0	0	0	0	0	0	14
15:00	0	8	14	13	4	0	0	0	0	0	0	0	0	39
15:15	1	0	2	6	1	0	0	0	0	0	0	0	0	10
15:30	1	1	0	0	3	0	0	0	0	0	0	0	0	5
15:45	3	4	3	2	0	1	0	0	0	0	0	0	0	13
16:00	2	1	3	4	1	1	0	0	0	0	0	0	0	12
16:15	0	0	2	2	4	0	0	0	0	0	0	0	0	8
16:30	0	2	1	4	2	1	0	0	0	0	0	0	0	10
16:45	0	0	4	0	2	0	0	0	0	0	0	0	0	6
17:00	2	1	1	3	0	1	0	0	0	0	0	0	0	8
17:15	0	0	2	5	1	1	0	0	0	0	0	0	0	9
17:30	0	1	4	1	1	0	0	0	0	0	0	0	0	7
17:45	1	1	2	1	2	0	0	0	0	0	0	0	0	7
18:00	0	3	4	2	1	0	0	0	0	0	0	0	0	10
18:15	0	1	1	3	0	0	0	0	0	0	0	0	0	5
18:30	0	0	2	8	0	0	1	0	0	0	0	0	0	11
18:45	2	0	3	0	0	0	0	0	0	0	0	0	0	5
19:00	0	1	2	3	0	0	0	0	0	0	0	0	0	6
19:15	0	0	1	1	0	1	0	0	0	0	0	0	0	3
19:30	0	0	1	0	0	0	0	0	0	0	0	0	0	1
19:45	0	1	0	1	0	0	0	0	0	0	0	0	0	2
20:00	0	0	0	1	0	0	0	0	0	0	0	0	0	1
20:15	0	0	2	0	0	0	0	0	0	0	0	0	0	2
20:30	0	0	1	2	0	0	0	0	0	0	0	0	0	3
20:45	0	0	2	0	0	0	0	0	0	0	0	0	0	2
21:00	0	0	0	2	0	0	0	0	0	0	0	0	0	2
21:15	1	2	0	0	1	0	0	0	0	0	0	0	0	4
21:30	0	0	0	1	0	0	0	0	0	0	0	0	0	1
21:45	0	1	0	0	0	0	0	0	0	0	0	0	0	1
22:00	0	0	1	0	0	0	0	0	0	0	0	0	0	1
22:15	1	0	1	0	0	0	0	0	0	0	0	0	0	2
22:30	0	0	0	1	0	0	0	0	0	0	0	0	0	1
22:45	0	0	1	0	0	0	0	0	0	0	0	0	0	1
23:00	0	0	0	0	0	0	0	0	0	0	0	0	0	0
23:15	0	0	0	0	0	0	0	0	0	0	0	0	0	0
23:30	0	0	0	0	0	0	0	0	0	0	0	0	0	0
23:45	0	0	0	0	1	0	0	0	0	0	0	0	0	1
Totals	36	76	139	142	63	13	2							471
% of Totals	8%	16%	30%	30%	13%	3%	0%							100%

AM Volumes	17	30	58	63	23	3	1	0	0	0	0	0	0	196
% AM	4%	6%	13%	13%	5%	1%	0%							42%
AM Peak Hour	6:45	7:00	7:15	7:30	7:00	8:15	8:45							7:30
Volume	7	10	34	36	14	2	1							98
PM Volumes	19	46	80	79	40	10	1	0	0	0	0	0	0	275
% PM	4%	10%	17%	17%	8%	2%	0%							58%
PM Peak Hour	15:15	14:15	14:30	14:30	14:45	15:45	17:45							14:30
Volume	7	13	26	23	10	3	1							73

Directional Peak Periods	AM 7-9			NOON 12-2			PM 4-6			Off Peak Volumes		
All Classes	Volume	⟷	%	Volume	⟷	%	Volume	⟷	%	Volume	⟷	%
	123		26%	44		9%	67		14%	237		50%

Street Name	Direction	Percentiles					
		15th	50th	Average	85th	95th	ADT
S Lomita St	Summary	17	24	24	31	34	471

Prepared by National Data & Surveying Services

SPEED

S Lomita St Bet. W Verdugo Ave & W Oak St

Day: Thursday
Date: 1/19/2023

City: Burbank
Project #: CA23_020030_030n

North Bound

Time	< 15	15 - 19	20 - 24	25 - 29	30 - 34	35 - 39	40 - 44	45 - 49	50 - 54	55 - 59	60 - 64	65 - 69	70 +	Total
0:00 AM	0	0	0	0	0	0	0	0	0	0	0	0	0	0
1:00	0	0	0	0	0	0	0	0	0	0	0	0	0	0
2:00	0	0	0	0	1	0	0	0	0	0	0	0	0	1
3:00	0	0	0	0	0	0	0	0	0	0	0	0	0	0
4:00	0	0	0	0	0	0	0	0	0	0	0	0	0	0
5:00	0	1	2	0	1	0	0	0	0	0	0	0	0	4
6:00	1	1	0	0	0	0	0	0	0	0	0	0	0	2
7:00	5	7	26	27	9	0	0	0	0	0	0	0	0	74
8:00	1	1	4	9	1	1	0	0	0	0	0	0	0	17
9:00	2	2	2	4	0	0	1	0	0	0	0	0	0	11
10:00	0	2	2	1	1	0	0	0	0	0	0	0	0	6
11:00	0	2	2	3	0	0	0	0	0	0	0	0	0	7
12:00 PM	0	5	0	2	1	1	0	0	0	0	0	0	0	9
13:00	0	4	2	3	6	1	0	0	0	0	0	0	0	16
14:00	1	6	5	2	2	1	0	0	0	0	0	0	0	17
15:00	2	4	15	17	3	1	0	0	0	0	0	0	0	42
16:00	2	3	5	7	6	1	0	0	0	0	0	0	0	24
17:00	2	1	6	7	3	2	0	0	0	0	0	0	0	21
18:00	0	2	8	9	0	0	1	0	0	0	0	0	0	20
19:00	0	1	3	3	0	1	0	0	0	0	0	0	0	8
20:00	0	0	3	1	0	0	0	0	0	0	0	0	0	4
21:00	0	2	0	2	0	0	0	0	0	0	0	0	0	4
22:00	0	0	1	0	0	0	0	0	0	0	0	0	0	1
23:00	0	0	0	0	1	0	0	0	0	0	0	0	0	1
Totals	16	44	86	97	35	9	2							289
% of Totals	6%	15%	30%	34%	12%	3%	1%							100%

AM Volumes	9	16	38	44	13	1	1	0	0	0	0	0	0	122
% AM	3%	6%	13%	15%	4%	0%	0%							42%
AM Peak Hour	7:00	7:00	7:00	7:00	7:00	8:00	9:00							7:00
Volume	5	7	26	27	9	1	1							74
PM Volumes	7	28	48	53	22	8	1	0	0	0	0	0	0	167
% PM	2%	10%	17%	18%	8%	3%	0%							58%
PM Peak Hour	15:00	14:00	15:00	15:00	13:00	17:00	18:00							15:00
Volume	2	6	15	17	6	2	1							42

Directional Peak Periods	AM 7-9			NOON 12-2			PM 4-6			Off Peak Volumes		
All Speeds	Volume		%	Volume		%	Volume		%	Volume		%
	91	↔	31%	25	↔	9%	45	↔	16%	128	↔	44%

Street Name	Direction	Percentiles					
		15th	50th	Average	85th	95th	ADT
S Lomita St	North Bound	18	25	25	30	35	289
S Lomita St	South Bound	16	24	23	31	34	182

Prepared by National Data & Surveying Services

SPEED

S Lomita St Bet. W Verdugo Ave & W Oak St

Day: Thursday
Date: 1/19/2023

City: Burbank
Project #: CA23_020030_030s

South Bound

Time	< 15	15 - 19	20 - 24	25 - 29	30 - 34	35 - 39	40 - 44	45 - 49	50 - 54	55 - 59	60 - 64	65 - 69	70 +	Total
0:00 AM	0	0	0	0	0	0	0	0	0	0	0	0	0	0
1:00	0	0	1	0	0	0	0	0	0	0	0	0	0	1
2:00	0	0	0	0	0	0	0	0	0	0	0	0	0	0
3:00	0	0	0	0	0	0	0	0	0	0	0	0	0	0
4:00	0	0	0	0	0	0	0	0	0	0	0	0	0	0
5:00	1	0	1	1	0	0	0	0	0	0	0	0	0	3
6:00	0	1	2	2	1	0	0	0	0	0	0	0	0	6
7:00	2	3	5	6	5	1	0	0	0	0	0	0	0	22
8:00	0	3	3	2	2	0	0	0	0	0	0	0	0	10
9:00	2	3	5	3	2	1	0	0	0	0	0	0	0	16
10:00	1	4	3	1	0	0	0	0	0	0	0	0	0	9
11:00	2	0	1	4	0	0	0	0	0	0	0	0	0	7
12:00 PM	0	2	2	1	4	0	0	0	0	0	0	0	0	9
13:00	0	1	4	2	2	1	0	0	0	0	0	0	0	10
14:00	4	0	7	3	1	0	0	0	0	0	0	0	0	15
15:00	3	9	4	4	5	0	0	0	0	0	0	0	0	25
16:00	0	0	5	3	3	1	0	0	0	0	0	0	0	12
17:00	1	2	3	3	1	0	0	0	0	0	0	0	0	10
18:00	2	2	2	4	1	0	0	0	0	0	0	0	0	11
19:00	0	1	1	2	0	0	0	0	0	0	0	0	0	4
20:00	0	0	2	2	0	0	0	0	0	0	0	0	0	4
21:00	1	1	0	1	1	0	0	0	0	0	0	0	0	4
22:00	1	0	2	1	0	0	0	0	0	0	0	0	0	4
23:00	0	0	0	0	0	0	0	0	0	0	0	0	0	0
Totals	20	32	53	45	28	4								182
% of Totals	11%	18%	29%	25%	15%	2%								100%

AM Volumes	8	14	21	19	10	2	0	0	0	0	0	0	0	74
% AM	4%	8%	12%	10%	5%	1%								41%
AM Peak Hour	7:00	10:00	7:00	7:00	7:00	7:00								7:00
Volume	2	4	5	6	5	1								22
PM Volumes	12	18	32	26	18	2	0	0	0	0	0	0	0	108
% PM	7%	10%	18%	14%	10%	1%								59%
PM Peak Hour	14:00	15:00	14:00	15:00	15:00	13:00								15:00
Volume	4	9	7	4	5	1								25

Directional Peak Periods	AM 7-9			NOON 12-2			PM 4-6			Off Peak Volumes		
All Speeds	Volume		%	Volume		%	Volume		%	Volume		%
	32	↔	18%	19	↔	10%	22	↔	12%	109	↔	60%

Street Name	Direction	Percentiles					
		15th	50th	Average	85th	95th	ADT
S Lomita St	North Bound	18	25	25	30	35	289
S Lomita St	South Bound	16	24	23	31	34	182

Prepared by National Data & Surveying Services

SPEED

S Lomita St Bet. W Verdugo Ave & W Oak St

Day: Thursday
Date: 1/19/2023

City: Burbank
Project #: CA23_020030_030

Summary

Time	< 15	15 - 19	20 - 24	25 - 29	30 - 34	35 - 39	40 - 44	45 - 49	50 - 54	55 - 59	60 - 64	65 - 69	70 +	Total
0:00 AM	0	0	0	0	0	0	0	0	0	0	0	0	0	0
1:00	0	0	1	0	0	0	0	0	0	0	0	0	0	1
2:00	0	0	0	0	1	0	0	0	0	0	0	0	0	1
3:00	0	0	0	0	0	0	0	0	0	0	0	0	0	0
4:00	0	0	0	0	0	0	0	0	0	0	0	0	0	0
5:00	1	1	3	1	1	0	0	0	0	0	0	0	0	7
6:00	1	2	2	2	1	0	0	0	0	0	0	0	0	8
7:00	7	10	31	33	14	1	0	0	0	0	0	0	0	96
8:00	1	4	7	11	3	1	0	0	0	0	0	0	0	27
9:00	4	5	7	7	2	1	1	0	0	0	0	0	0	27
10:00	1	6	5	2	1	0	0	0	0	0	0	0	0	15
11:00	2	2	3	7	0	0	0	0	0	0	0	0	0	14
12:00 PM	0	7	2	3	5	1	0	0	0	0	0	0	0	18
13:00	0	5	6	5	8	2	0	0	0	0	0	0	0	26
14:00	5	6	12	5	3	1	0	0	0	0	0	0	0	32
15:00	5	13	19	21	8	1	0	0	0	0	0	0	0	67
16:00	2	3	10	10	9	2	0	0	0	0	0	0	0	36
17:00	3	3	9	10	4	2	0	0	0	0	0	0	0	31
18:00	2	4	10	13	1	0	1	0	0	0	0	0	0	31
19:00	0	2	4	5	0	1	0	0	0	0	0	0	0	12
20:00	0	0	5	3	0	0	0	0	0	0	0	0	0	8
21:00	1	3	0	3	1	0	0	0	0	0	0	0	0	8
22:00	1	0	3	1	0	0	0	0	0	0	0	0	0	5
23:00	0	0	0	0	1	0	0	0	0	0	0	0	0	1
Totals	36	76	139	142	63	13	2							471
% of Totals	8%	16%	30%	30%	13%	3%	0%							100%

AM Volumes	17	30	59	63	23	3	1	0	0	0	0	0	0	196
% AM	4%	6%	13%	13%	5%	1%	0%							42%
AM Peak Hour	7:00	7:00	7:00	7:00	7:00	7:00	9:00							7:00
Volume	7	10	31	33	14	1	1							96
PM Volumes	19	46	80	79	40	10	1	0	0	0	0	0	0	275
% PM	4%	10%	17%	17%	8%	2%	0%							58%
PM Peak Hour	14:00	15:00	15:00	15:00	16:00	13:00	18:00							15:00
Volume	5	13	19	21	9	2	1							67

Directional Peak Periods	AM 7-9			NOON 12-2			PM 4-6			Off Peak Volumes		
All Speeds	Volume		%	Volume		%	Volume		%	Volume		%
	123	↔	26%	44	↔	9%	67	↔	14%	237	↔	50%

Street Name	Direction	Percentiles					
		15th	50th	Average	85th	95th	ADT
S Lomita St	Summary	17	24	24	31	34	471

Prepared by NDS/ATD

Prepared by National Data & Surveying Services

VOLUME

S Lomita St Bet. W Verdugo Ave & W Oak St

Day: Thursday
Date: 1/19/2023

City: Burbank
Project #: CA23_020030_030

DAILY TOTALS	NB	SB	EB	WB	Total
	289	182	0	0	471

AM Period	NB		SB		EB	WB	TOTAL		PM Period	NB		SB		EB	WB	TOTAL	
0:00	0		0		0	0			12:00	4		2		0	0	6	
0:15	0		0		0	0			12:15	2		3		0	0	5	
0:30	0		0		0	0			12:30	3		2		0	0	5	
0:45	0		0		0	0			12:45	0	9	2	9	0	0	2	18
1:00	0		0		0	0			13:00	1		5		0	0	6	
1:15	0		0		0	0			13:15	2		2		0	0	4	
1:30	0		1		0	0	1		13:30	9		3		0	0	12	
1:45	0		0	1	0	0		1	13:45	4	16	0	10	0	0	4	26
2:00	1		0		0	0	1		14:00	3		0		0	0	3	
2:15	0		0		0	0			14:15	4		1		0	0	5	
2:30	0		0		0	0			14:30	6		4		0	0	10	
2:45	0	1	0		0	0		1	14:45	4	17	10	15	0	0	14	32
3:00	0		0		0	0			15:00	29		10		0	0	39	
3:15	0		0		0	0			15:15	7		3		0	0	10	
3:30	0		0		0	0			15:30	1		4		0	0	5	
3:45	0		0		0	0			15:45	5	42	8	25	0	0	13	67
4:00	0		0		0	0			16:00	9		3		0	0	12	
4:15	0		0		0	0			16:15	4		4		0	0	8	
4:30	0		0		0	0			16:30	7		3		0	0	10	
4:45	0		0		0	0			16:45	4	24	2	12	0	0	6	36
5:00	2		1		0	0	3		17:00	6		2		0	0	8	
5:15	0		1		0	0	1		17:15	8		1		0	0	9	
5:30	1		1		0	0	2		17:30	4		3		0	0	7	
5:45	1	4	0	3	0	0	1	7	17:45	3	21	4	10	0	0	7	31
6:00	0		1		0	0	1		18:00	6		4		0	0	10	
6:15	0		3		0	0	3		18:15	3		2		0	0	5	
6:30	0		1		0	0	1		18:30	9		2		0	0	11	
6:45	2	2	1	6	0	0	3	8	18:45	2	20	3	11	0	0	5	31
7:00	4		6		0	0	10		19:00	4		2		0	0	6	
7:15	5		0		0	0	5		19:15	3		0		0	0	3	
7:30	28		6		0	0	34		19:30	1		0		0	0	1	
7:45	37	74	10	22	0	0	47	96	19:45	0	8	2	4	0	0	2	12
8:00	4		2		0	0	6		20:00	0		1		0	0	1	
8:15	6		5		0	0	11		20:15	1		1		0	0	2	
8:30	5		3		0	0	8		20:30	1		2		0	0	3	
8:45	2	17	0	10	0	0	2	27	20:45	2	4	0	4	0	0	2	8
9:00	2		2		0	0	4		21:00	2		0		0	0	2	
9:15	1		3		0	0	4		21:15	2		2		0	0	4	
9:30	4		6		0	0	10		21:30	0		1		0	0	1	
9:45	4	11	5	16	0	0	9	27	21:45	0	4	1	4	0	0	1	8
10:00	4		0		0	0	4		22:00	0		1		0	0	1	
10:15	0		2		0	0	2		22:15	0		2		0	0	2	
10:30	2		4		0	0	6		22:30	0		1		0	0	1	
10:45	0	6	3	9	0	0	3	15	22:45	1	1	0	4	0	0	1	5
11:00	0		2		0	0	2		23:00	0		0		0	0		
11:15	1		3		0	0	4		23:15	0		0		0	0		
11:30	3		0		0	0	3		23:30	0		0		0	0		
11:45	3	7	2	7	0	0	5	14	23:45	1	1	0		0	0	1	1
TOTALS		122		74				196	TOTALS		167		108				275
SPLIT %		62.2%		37.8%				41.6%	SPLIT %		60.7%		39.3%				58.4%

DAILY TOTALS	NB	SB	EB	WB	Total
	289	182	0	0	471

AM Peak Hour	7:30	7:30			7:30	PM Peak Hour	14:30	14:30			14:30
AM Pk Volume	75	23			98	PM Pk Volume	46	27			73
Pk Hr Factor	0.507	0.575			0.521	Pk Hr Factor	0.397	0.675			0.468
7 - 9 Volume	91	32	0	0	123	4 - 6 Volume	45	22	0	0	67
7 - 9 Peak Hour	7:30	7:30			7:30	4 - 6 Peak Hour	16:30	16:00			16:00
7 - 9 Pk Volume	75	23	0	0	98	4 - 6 Pk Volume	25	12	0	0	36
Pk Hr Factor	0.507	0.575	0.000	0.000	0.521	Pk Hr Factor	0.781	0.750	0.000	0.000	0.750

Prepared by NDS/ATD

Project #: CA23_020030_030 **City:** Burbank

Location: S Lomita St Bet. W Verdugo Ave & W Oak St **Date:** 1/19/2023

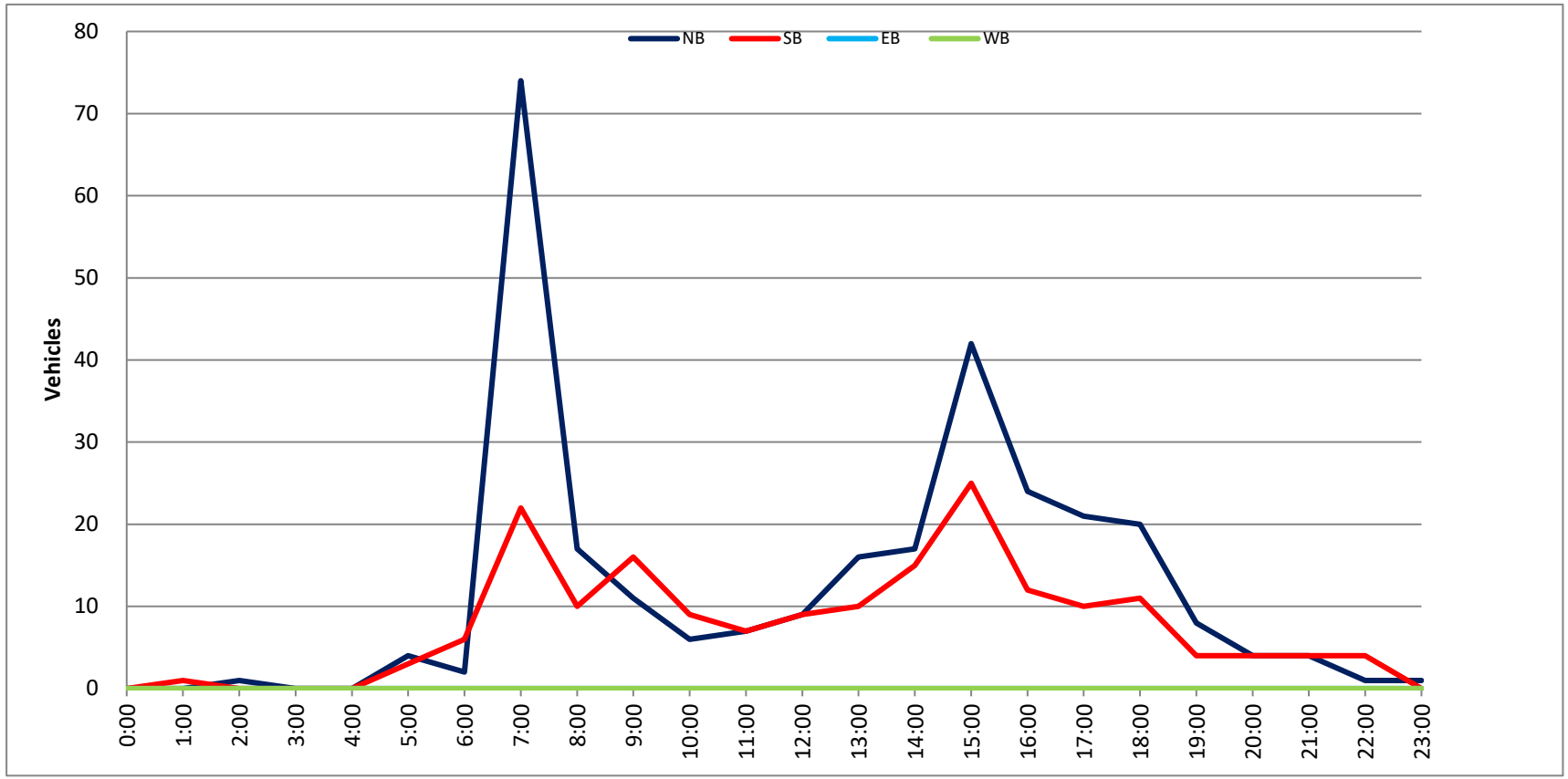

Prepared by National Data & Surveying Services

SPEED

S Glenwood Pl Bet. W Verdugo Ave & W Oak St

Day: Tuesday
Date: 1/17/2023

City: Burbank
Project #: CA23_020030_031n

North Bound

Time	< 15	15 - 19	20 - 24	25 - 29	30 - 34	35 - 39	40 - 44	45 - 49	50 - 54	55 - 59	60 - 64	65 - 69	70 +	Total
0:00 AM	0	0	0	0	0	0	0	0	0	0	0	0	0	0
0:15	0	0	1	0	0	0	1	0	0	0	0	0	0	2
0:30	0	0	0	0	0	0	0	0	0	0	0	0	0	0
0:45	0	0	0	0	0	0	0	0	0	0	0	0	0	0
1:00	0	0	0	0	0	0	0	0	0	0	0	0	0	0
1:15	0	0	0	1	0	0	0	0	0	0	0	0	0	1
1:30	0	0	0	0	0	0	0	0	0	0	0	0	0	0
1:45	0	0	0	0	0	0	0	0	0	0	0	0	0	0
2:00	0	0	0	0	0	0	0	0	0	0	0	0	0	0
2:15	0	0	0	0	0	0	0	0	0	0	0	0	0	0
2:30	0	0	0	0	0	0	0	0	0	0	0	0	0	0
2:45	0	0	0	0	0	0	0	0	0	0	0	0	0	0
3:00	0	0	0	0	0	0	0	0	0	0	0	0	0	0
3:15	0	0	0	0	0	0	0	0	0	0	0	0	0	0
3:30	0	0	0	0	0	0	0	0	0	0	0	0	0	0
3:45	0	0	0	0	0	0	0	0	0	0	0	0	0	0
4:00	0	0	0	0	0	0	0	0	0	0	0	0	0	0
4:15	0	0	0	0	0	0	0	0	0	0	0	0	0	0
4:30	0	0	0	0	0	0	0	0	0	0	0	0	0	0
4:45	0	1	0	0	0	0	0	0	0	0	0	0	0	1
5:00	0	0	0	0	0	0	0	0	0	0	0	0	0	0
5:15	0	0	1	1	0	0	0	0	0	0	0	0	0	2
5:30	0	0	0	0	0	0	0	0	0	0	0	0	0	0
5:45	0	0	0	1	0	0	0	0	0	0	0	0	0	1
6:00	0	0	0	0	0	0	0	0	0	0	0	0	0	0
6:15	1	0	0	1	0	0	0	0	0	0	0	0	0	2
6:30	0	0	0	0	0	0	0	0	0	0	0	0	0	0
6:45	0	0	0	1	0	0	0	0	0	0	0	0	0	1
7:00	0	0	1	1	1	1	0	0	0	0	0	0	0	4
7:15	0	2	0	1	0	0	0	0	0	0	0	0	0	3
7:30	0	2	0	1	1	0	0	0	0	0	0	0	0	4
7:45	1	1	2	6	8	2	0	0	0	0	0	0	0	20
8:00	2	0	1	1	3	0	0	0	0	0	0	0	0	7
8:15	0	0	1	4	1	2	0	0	0	0	0	0	0	8
8:30	0	0	0	2	0	0	0	0	0	0	0	0	0	2
8:45	0	0	1	0	0	0	0	0	0	0	0	0	0	1
9:00	0	0	0	1	0	0	0	0	0	0	0	0	0	1
9:15	0	1	0	3	0	0	0	0	0	0	0	0	0	4
9:30	0	0	1	1	0	0	0	0	0	0	0	0	0	2
9:45	0	0	0	1	2	0	0	0	0	0	0	0	0	3
10:00	1	1	0	1	0	0	0	0	0	0	0	0	0	3
10:15	0	0	2	0	0	1	0	0	0	0	0	0	0	3
10:30	0	0	0	1	1	0	0	0	0	0	0	0	0	2
10:45	0	2	0	0	2	0	0	0	0	0	0	0	0	4
11:00	0	0	1	2	0	1	0	0	0	0	0	0	0	4
11:15	1	0	2	3	0	0	0	1	0	0	0	0	0	7
11:30	0	0	2	3	0	0	0	0	0	0	0	0	0	5
11:45	0	0	1	0	4	0	0	0	0	0	0	0	0	5
12:00 PM	0	1	0	1	2	0	1	0	0	0	0	0	0	5
12:15	0	0	2	5	1	0	0	0	0	0	0	0	0	8
12:30	1	0	1	1	1	0	0	0	0	0	0	0	0	4
12:45	0	0	0	3	0	0	0	0	0	0	0	0	0	3
13:00	0	0	2	1	2	0	0	0	0	0	0	0	0	5
13:15	0	1	3	1	1	1	0	0	0	0	0	0	0	7
13:30	4	0	0	4	0	1	0	0	0	0	0	0	0	5
13:45	0	0	1	3	1	1	0	0	0	0	0	0	0	6
14:00	0	0	1	1	3	0	1	0	0	0	0	0	0	6
14:15	0	0	1	2	5	3	0	0	0	0	0	0	0	11
14:30	1	1	2	2	3	1	0	0	0	0	0	0	0	10
14:45	0	0	4	0	0	1	0	0	0	0	0	0	0	5
15:00	0	0	1	2	2	0	0	0	0	0	0	0	0	5
15:15	0	0	1	2	2	0	1	0	0	0	0	0	0	6
15:30	0	0	1	1	3	4	0	0	0	0	0	0	0	9
15:45	0	1	0	2	0	1	0	0	0	0	0	0	0	4
16:00	0	2	0	2	1	0	1	0	0	0	0	0	0	6
16:15	0	2	1	2	1	0	1	0	0	0	0	0	0	7
16:30	0	0	2	0	0	0	0	0	0	0	0	0	0	2
16:45	0	0	5	0	4	1	0	0	0	0	0	0	0	10
17:00	2	0	4	4	1	1	0	0	0	0	0	0	0	12
17:15	0	0	0	4	0	0	0	0	0	0	0	0	0	4
17:30	0	0	2	2	1	0	0	0	0	0	0	0	0	5
17:45	0	1	0	2	2	0	0	0	0	0	0	0	0	5
18:00	0	0	1	1	3	1	0	0	0	0	0	0	0	6
18:15	0	0	0	3	0	0	0	0	0	0	0	0	0	3
18:30	0	0	1	0	1	0	0	0	0	0	0	0	0	2
18:45	0	0	2	0	1	0	0	0	0	0	0	0	0	3
19:00	0	0	1	1	0	1	0	0	0	0	0	0	0	3
19:15	1	1	1	1	1	0	0	0	0	0	0	0	0	5
19:30	0	0	1	1	1	0	1	0	0	0	0	0	0	4
19:45	0	0	0	2	0	0	0	0	0	0	0	0	0	2
20:00	0	0	1	0	1	1	0	0	0	0	0	0	0	3
20:15	0	0	0	0	1	0	0	0	0	0	0	0	0	1
20:30	0	0	0	0	0	0	1	0	0	0	0	0	0	1
20:45	0	0	0	0	3	0	0	0	0	0	0	0	0	3
21:00	0	0	0	0	0	0	0	0	0	0	0	0	0	0
21:15	0	1	0	0	1	0	0	0	0	0	0	0	0	2
21:30	0	0	0	0	0	0	0	0	0	0	0	0	0	0
21:45	0	0	0	0	0	0	0	0	0	0	0	0	0	0
22:00	0	0	0	1	0	0	0	0	0	0	0	0	0	1
22:15	0	0	1	0	0	0	0	0	0	0	0	0	0	1
22:30	0	1	0	0	0	0	0	0	0	0	0	0	0	1
22:45	0	0	0	1	0	0	0	0	0	0	0	0	0	1
23:00	0	0	0	1	0	0	0	0	0	0	0	0	0	1
23:15	0	0	0	0	0	0	0	0	0	0	0	0	0	0
23:30	0	0	0	0	0	0	0	0	0	0	0	0	0	0
23:45	0	0	0	0	0	0	0	0	0	0	0	0	0	0
Totals	11	22	60	96	72	25	8	1						295
% of Totals	4%	7%	20%	33%	24%	8%	3%	0%						100%

AM Volumes	6	10	17	37	23	7	1	1	0	0	0	0	0	102
% AM	2%	3%	6%	13%	8%	2%	0%	0%						35%
AM Peak Hour	7:15	7:00	11:00	7:45	7:30	7:30		10:30						7:30
Volume	3	5	6	13	13	4	1	1						39
PM Volumes	5	12	43	59	49	18	7	0	0	0	0	0	0	193
% PM	2%	4%	15%	20%	17%	6%	2%							65%
PM Peak Hour	16:15	15:30	16:15	17:00	13:45	13:30	15:15							13:45
Volume	2	5	12	12	12	5	2							33

Directional Peak Periods	AM 7-9			NOON 12-2			PM 4-6			Off Peak Volumes		
All Classes	Volume	⟷	%	Volume	⟷	%	Volume	⟷	%	Volume	⟷	%
	49		17%	43		15%	51		17%	152		52%

Street Name	Direction	Percentiles					
		15th	50th	Average	85th	95th	ADT
S Glenwood Pl	North Bound	21	28	28	34	39	295
S Glenwood Pl	South Bound	21	28	28	34	38	275

Prepared by National Data & Surveying Services

SPEED

S Glenwood Pl Bet. W Verdugo Ave & W Oak St

Day: Tuesday
Date: 1/17/2023

City: Burbank
Project #: CA23_020030_031s

South Bound

Time	< 15	15 - 19	20 - 24	25 - 29	30 - 34	35 - 39	40 - 44	45 - 49	50 - 54	55 - 59	60 - 64	65 - 69	70 +	Total
0:00 AM	0	0	0	0	0	0	0	0	0	0	0	0	0	0
0:15	0	0	0	0	0	0	0	0	0	0	0	0	0	0
0:30	0	0	0	0	0	0	0	0	0	0	0	0	0	0
0:45	0	0	0	0	0	0	0	0	0	0	0	0	0	0
1:00	0	0	0	0	0	0	0	0	0	0	0	0	0	0
1:15	0	0	0	0	0	0	0	0	0	0	0	0	0	0
1:30	0	0	0	0	0	0	0	0	0	0	0	0	0	0
1:45	0	0	0	0	0	0	0	0	0	0	0	0	0	0
2:00	0	0	0	0	0	0	0	0	0	0	0	0	0	0
2:15	0	0	0	0	0	0	0	0	0	0	0	0	0	0
2:30	0	0	0	0	0	0	0	0	0	0	0	0	0	0
2:45	0	0	0	0	0	0	0	0	0	0	0	0	0	0
3:00	0	0	0	0	0	0	0	0	0	0	0	0	0	0
3:15	0	0	0	0	0	0	0	0	0	0	0	0	0	0
3:30	0	0	0	0	0	0	0	0	0	0	0	0	0	0
3:45	0	0	0	0	0	0	0	0	0	0	0	0	0	0
4:00	0	1	0	0	0	0	0	0	0	0	0	0	0	1
4:15	0	0	0	0	0	0	0	0	0	0	0	0	0	0
4:30	0	0	0	1	0	0	0	0	0	0	0	0	0	1
4:45	0	0	0	0	0	0	0	0	0	0	0	0	0	0
5:00	0	0	0	0	0	0	0	0	0	0	0	0	0	0
5:15	0	0	0	1	0	0	0	0	0	0	0	0	0	1
5:30	0	0	0	0	1	0	0	0	0	0	0	0	0	1
5:45	0	0	0	0	0	0	0	0	0	0	0	0	0	0
6:00	0	0	1	0	1	0	1	0	0	0	0	0	0	3
6:15	0	0	0	0	0	0	0	0	0	0	0	0	0	0
6:30	1	0	0	0	0	0	0	0	0	0	0	0	0	1
6:45	0	0	0	1	1	1	0	0	0	0	0	0	0	3
7:00	0	0	1	0	0	0	0	0	0	0	0	0	0	1
7:15	0	1	1	1	0	0	0	0	0	0	0	0	0	3
7:30	1	2	1	2	1	0	1	0	0	0	0	0	0	8
7:45	1	1	3	4	0	0	0	0	0	0	0	0	0	9
8:00	1	2	1	5	4	1	0	0	0	0	0	0	0	14
8:15	1	1	4	7	4	0	0	0	0	0	0	0	0	17
8:30	0	1	2	4	3	0	0	0	0	0	0	0	0	10
8:45	0	0	2	0	0	2	0	0	0	0	0	0	0	4
9:00	0	1	0	2	3	1	0	0	0	0	0	0	0	7
9:15	1	0	1	2	1	1	0	0	0	0	0	0	0	6
9:30	0	0	3	0	1	0	0	0	0	0	0	0	0	4
9:45	0	0	0	4	1	0	0	0	0	0	0	0	0	5
10:00	0	0	0	0	0	1	0	0	0	0	0	0	0	1
10:15	0	0	0	1	2	0	0	0	0	0	0	0	0	3
10:30	0	1	1	1	0	0	0	0	0	0	0	0	0	3
10:45	0	0	0	1	3	0	0	0	0	0	0	0	0	4
11:00	0	0	2	1	1	0	0	0	0	0	0	0	0	4
11:15	0	1	0	1	0	0	0	0	0	0	0	0	0	2
11:30	0	0	0	2	1	0	0	0	0	0	0	0	0	3
11:45	0	0	2	1	3	0	0	0	0	0	0	0	0	6
12:00 PM	0	0	1	3	3	1	0	0	0	0	0	0	0	8
12:15	0	0	2	2	2	1	0	1	0	0	0	0	0	8
12:30	0	1	2	0	1	1	0	0	0	0	0	0	0	5
12:45	0	2	0	3	0	0	0	0	0	0	0	0	0	5
13:00	0	1	0	3	3	0	0	0	0	0	0	0	0	7
13:15	0	1	0	0	2	0	0	0	0	0	0	0	0	3
13:30	0	0	0	2	1	1	0	0	0	0	0	0	0	4
13:45	0	0	1	3	2	0	0	0	0	0	0	0	0	6
14:00	0	1	1	1	6	2	0	0	0	0	0	0	0	11
14:15	0	0	3	1	3	3	0	0	0	0	0	0	0	10
14:30	1	1	0	1	3	0	0	0	0	0	0	0	0	6
14:45	0	0	3	5	2	1	0	0	0	0	0	0	0	11
15:00	0	0	1	0	0	1	0	0	0	0	0	0	0	2
15:15	0	1	0	0	2	2	0	1	0	0	0	0	0	6
15:30	0	0	1	1	1	0	0	0	0	0	0	0	0	3
15:45	0	0	2	3	0	0	0	0	0	0	0	0	0	5
16:00	0	1	0	1	1	0	0	0	0	0	0	0	0	3
16:15	0	0	1	2	1	0	0	0	0	0	0	0	0	4
16:30	0	0	2	2	0	1	0	0	0	0	0	0	0	5
16:45	0	0	2	2	1	0	0	0	0	0	0	0	0	5
17:00	0	0	0	1	0	0	0	0	0	0	0	0	0	1
17:15	0	1	1	0	2	0	0	0	0	0	0	0	0	4
17:30	0	1	1	2	3	0	0	0	0	0	0	0	0	7
17:45	0	0	1	0	0	0	0	0	0	0	0	0	0	1
18:00	0	0	1	0	1	0	0	0	0	0	0	0	0	2
18:15	0	1	0	1	0	0	0	0	0	0	0	0	0	2
18:30	0	0	0	0	0	1	0	0	0	0	0	0	0	1
18:45	1	0	0	1	0	0	0	0	0	0	0	0	0	2
19:00	0	0	0	0	0	0	0	0	0	0	0	0	0	0
19:15	0	0	1	1	1	0	0	0	0	0	0	0	0	3
19:30	0	0	0	0	0	0	0	0	0	0	0	0	0	0
19:45	0	0	0	1	0	0	0	0	0	0	0	0	0	1
20:00	0	0	0	0	0	0	0	0	0	0	0	0	0	0
20:15	0	0	1	0	0	0	0	0	0	0	0	0	0	1
20:30	0	0	0	0	1	0	0	0	0	0	0	0	0	1
20:45	0	0	0	0	0	0	0	0	0	0	0	0	0	0
21:00	0	0	0	0	0	0	0	0	0	0	0	0	0	0
21:15	0	0	0	1	0	0	0	0	0	0	0	0	0	1
21:30	0	0	0	0	0	0	0	0	0	0	0	0	0	0
21:45	0	0	0	1	0	0	0	0	0	0	0	0	0	1
22:00	0	0	0	1	0	0	0	0	0	0	0	0	0	1
22:15	0	0	0	0	0	0	0	0	0	0	0	0	0	0
22:30	0	0	1	0	0	0	0	0	0	0	0	0	0	1
22:45	0	0	0	1	0	0	0	0	0	0	0	0	0	1
23:00	0	0	0	1	1	0	0	0	0	0	0	0	0	2
23:15	0	0	0	0	0	0	0	0	0	0	0	0	0	0
23:30	0	0	0	0	0	0	0	0	0	0	0	0	0	0
23:45	0	0	0	0	0	0	0	0	0	0	0	0	0	0
Totals	**8**	**24**	**54**	**89**	**74**	**22**	**2**	**2**						**275**
% of Totals	3%	9%	20%	32%	27%	8%	1%	1%						100%

AM Volumes	6	12	25	42	31	7	2	0	0	0	0	0	0	125
% AM	2%	4%	9%	15%	11%	3%	1%							45%
AM Peak Hour	7:30	7:15	7:45	7:45	7:45	8:30	5:15	11:30						7:45
Volume	4	6	10	20	11	4	1	1						50
PM Volumes	2	12	29	47	43	15	0	2	0	0	0	0	0	150
% PM	1%	4%	11%	17%	16%	5%		1%						55%
PM Peak Hour	13:45	12:30	14:00	12:00	13:45	13:30		12:00						14:00
Volume	1	5	7	8	14	6		1						38

Directional Peak Periods	**AM 7-9**			**NOON 12-2**			**PM 4-6**			**Off Peak Volumes**		
All Classes	Volume	⟷	%	Volume	⟷	%	Volume	⟷	%	Volume	⟷	%
	66		24%	46		17%	30		11%	133		48%

Street Name	Direction	Percentiles					
		15th	50th	Average	85th	95th	ADT
S Glenwood Pl	North Bound	21	28	28	34	39	295
S Glenwood Pl	South Bound	21	28	28	34	38	275

Prepared by National Data & Surveying Services

SPEED

S Glenwood Pl Bet. W Verdugo Ave & W Oak St

Day: Tuesday
Date: 1/17/2023

City: Burbank
Project #: CA23_020030_031

Summary

Time	< 15	15 - 19	20 - 24	25 - 29	30 - 34	35 - 39	40 - 44	45 - 49	50 - 54	55 - 59	60 - 64	65 - 69	70 +	Total
0:00 AM	0	0	0	0	0	0	0	0	0	0	0	0	0	0
0:15	0	0	1	0	0	0	1	0	0	0	0	0	0	2
0:30	0	0	0	0	0	0	0	0	0	0	0	0	0	0
0:45	0	0	0	0	0	0	0	0	0	0	0	0	0	0
1:00	0	0	0	0	0	0	0	0	0	0	0	0	0	0
1:15	0	0	0	1	0	0	0	0	0	0	0	0	0	1
1:30	0	0	0	0	0	0	0	0	0	0	0	0	0	0
1:45	0	0	0	0	0	0	0	0	0	0	0	0	0	0
2:00	0	0	0	0	0	0	0	0	0	0	0	0	0	0
2:15	0	0	0	0	0	0	0	0	0	0	0	0	0	0
2:30	0	0	0	0	0	0	0	0	0	0	0	0	0	0
2:45	0	0	0	0	0	0	0	0	0	0	0	0	0	0
3:00	0	0	0	0	0	0	0	0	0	0	0	0	0	0
3:15	0	0	0	0	0	0	0	0	0	0	0	0	0	0
3:30	0	0	0	0	0	0	0	0	0	0	0	0	0	0
3:45	0	0	0	0	0	0	0	0	0	0	0	0	0	0
4:00	0	1	0	0	0	0	0	0	0	0	0	0	0	1
4:15	0	0	0	0	0	0	0	0	0	0	0	0	0	0
4:30	0	0	0	1	0	0	0	0	0	0	0	0	0	1
4:45	0	1	0	0	0	0	0	0	0	0	0	0	0	1
5:00	0	0	0	0	0	0	0	0	0	0	0	0	0	0
5:15	0	0	1	2	0	0	0	0	0	0	0	0	0	3
5:30	0	0	0	0	1	0	0	0	0	0	0	0	0	1
5:45	0	0	0	1	0	0	0	0	0	0	0	0	0	1
6:00	0	0	1	0	1	0	1	0	0	0	0	0	0	3
6:15	1	0	0	1	0	0	0	0	0	0	0	0	0	2
6:30	1	0	0	0	0	0	0	0	0	0	0	0	0	1
6:45	0	0	0	2	1	1	0	0	0	0	0	0	0	4
7:00	0	0	2	1	1	1	0	0	0	0	0	0	0	5
7:15	0	3	1	2	0	0	0	0	0	0	0	0	0	6
7:30	1	4	1	3	2	0	1	0	0	0	0	0	0	12
7:45	2	2	5	10	8	2	0	0	0	0	0	0	0	29
8:00	3	2	2	6	7	1	0	0	0	0	0	0	0	21
8:15	1	1	5	11	5	2	0	0	0	0	0	0	0	25
8:30	0	1	2	6	3	0	0	0	0	0	0	0	0	12
8:45	0	0	3	0	0	2	0	0	0	0	0	0	0	5
9:00	0	1	0	3	3	1	0	0	0	0	0	0	0	8
9:15	1	1	1	5	1	1	0	0	0	0	0	0	0	10
9:30	0	0	4	1	1	0	0	0	0	0	0	0	0	6
9:45	0	0	0	5	3	0	0	0	0	0	0	0	0	8
10:00	1	1	0	1	0	1	0	0	0	0	0	0	0	4
10:15	0	0	2	1	2	1	0	0	0	0	0	0	0	6
10:30	0	1	1	2	1	0	0	0	0	0	0	0	0	5
10:45	0	2	0	1	5	0	0	0	0	0	0	0	0	8
11:00	0	0	3	3	1	1	0	0	0	0	0	0	0	8
11:15	1	1	2	4	0	0	0	1	0	0	0	0	0	9
11:30	0	0	2	5	1	0	0	0	0	0	0	0	0	8
11:45	0	0	3	1	7	0	0	0	0	0	0	0	0	11
12:00 PM	0	1	1	4	5	1	1	0	0	0	0	0	0	13
12:15	0	0	4	7	3	1	0	1	0	0	0	0	0	16
12:30	1	1	3	1	2	1	0	0	0	0	0	0	0	9
12:45	0	2	0	6	0	0	0	0	0	0	0	0	0	8
13:00	0	1	2	4	5	0	0	0	0	0	0	0	0	12
13:15	0	2	3	1	3	1	0	0	0	0	0	0	0	10
13:30	0	0	0	6	1	2	0	0	0	0	0	0	0	9
13:45	0	0	2	6	3	1	0	0	0	0	0	0	0	12
14:00	0	1	2	2	9	2	1	0	0	0	0	0	0	17
14:15	0	0	4	3	8	6	0	0	0	0	0	0	0	21
14:30	2	2	2	3	6	1	0	0	0	0	0	0	0	16
14:45	0	0	7	5	2	2	0	0	0	0	0	0	0	16
15:00	0	0	2	2	2	1	0	0	0	0	0	0	0	7
15:15	0	1	1	2	4	2	1	1	0	0	0	0	0	12
15:30	0	0	2	2	4	4	0	0	0	0	0	0	0	12
15:45	0	1	2	5	0	1	0	0	0	0	0	0	0	9
16:00	0	3	0	3	2	0	1	0	0	0	0	0	0	9
16:15	0	2	2	4	2	0	1	0	0	0	0	0	0	11
16:30	0	0	4	2	0	1	0	0	0	0	0	0	0	7
16:45	0	0	7	2	5	1	0	0	0	0	0	0	0	15
17:00	2	0	4	5	1	1	0	0	0	0	0	0	0	13
17:15	0	1	1	4	2	0	0	0	0	0	0	0	0	8
17:30	0	1	3	4	4	0	0	0	0	0	0	0	0	12
17:45	0	1	1	2	2	0	0	0	0	0	0	0	0	6
18:00	0	0	2	1	4	1	0	0	0	0	0	0	0	8
18:15	0	1	0	4	0	0	0	0	0	0	0	0	0	5
18:30	0	0	1	0	1	1	0	0	0	0	0	0	0	3
18:45	1	0	2	1	1	0	0	0	0	0	0	0	0	5
19:00	0	0	1	1	0	1	0	0	0	0	0	0	0	3
19:15	1	1	2	2	2	0	0	0	0	0	0	0	0	8
19:30	0	0	1	1	1	0	1	0	0	0	0	0	0	4
19:45	0	0	0	3	0	0	0	0	0	0	0	0	0	3
20:00	0	0	1	0	1	1	0	0	0	0	0	0	0	3
20:15	0	0	1	0	1	0	0	0	0	0	0	0	0	2
20:30	0	0	0	0	1	0	1	0	0	0	0	0	0	2
20:45	0	0	0	0	3	0	0	0	0	0	0	0	0	3
21:00	0	0	0	0	0	0	0	0	0	0	0	0	0	0
21:15	0	1	0	1	1	0	0	0	0	0	0	0	0	3
21:30	0	0	0	0	0	0	0	0	0	0	0	0	0	0
21:45	0	0	0	1	0	0	0	0	0	0	0	0	0	1
22:00	0	0	0	2	0	0	0	0	0	0	0	0	0	2
22:15	0	0	1	0	0	0	0	0	0	0	0	0	0	1
22:30	0	1	1	0	0	0	0	0	0	0	0	0	0	2
22:45	0	0	0	2	0	0	0	0	0	0	0	0	0	2
23:00	0	0	0	2	1	0	0	0	0	0	0	0	0	3
23:15	0	0	0	0	0	0	0	0	0	0	0	0	0	0
23:30	0	0	0	0	0	0	0	0	0	0	0	0	0	0
23:45	0	0	0	0	0	0	0	0	0	0	0	0	0	0
Totals	19	46	114	185	146	47	10	3						570
% of Totals	3%	8%	20%	32%	26%	8%	2%	1%						100%

AM Volumes	12	22	42	75	54	14	3	1	0	0	0	0	0	227
% AM	2%	4%	7%	14%	9%	2%	1%	0%						40%
AM Peak Hour	7:30	7:15	7:45	7:45	7:45	7:30		10:30						7:30
Volume	7	11	14	33	23	5	1	1						87
PM Volumes	7	24	72	106	92	33	7	2	0	0	0	0	0	343
% PM	1%	4%	13%	19%	16%	6%	1%	0%						60%
PM Peak Hour	13:45	12:30	16:15	12:00	13:45	13:30	15:15	12:00						14:00
Volume	2	6	17	18	26	11	2	1						70

Directional Peak Periods	AM 7-9			NOON 12-2			PM 4-6			Off Peak Volumes		
All Classes	Volume	⟷	%	Volume	⟷	%	Volume	⟷	%	Volume	⟷	%
	115		20%	89		16%	81		14%	285		50%

Street Name	Direction	Percentiles					
		15th	50th	Average	85th	95th	ADT
S Glenwood Pl	Summary	21	28	28	34	38	570

Prepared by National Data & Surveying Services

SPEED

S Glenwood Pl Bet. W Verdugo Ave & W Oak St

Day: Tuesday
Date: 1/17/2023

City: Burbank
Project #: CA23_020030_031n

North Bound

Time	< 15	15 - 19	20 - 24	25 - 29	30 - 34	35 - 39	40 - 44	45 - 49	50 - 54	55 - 59	60 - 64	65 - 69	70 +	Total
0:00 AM	0	0	1	0	0	0	1	0	0	0	0	0	0	2
1:00	0	0	0	1	0	0	0	0	0	0	0	0	0	1
2:00	0	0	0	0	0	0	0	0	0	0	0	0	0	0
3:00	0	0	0	0	0	0	0	0	0	0	0	0	0	0
4:00	0	1	0	0	0	0	0	0	0	0	0	0	0	1
5:00	0	0	1	2	0	0	0	0	0	0	0	0	0	3
6:00	1	0	0	2	0	0	0	0	0	0	0	0	0	3
7:00	1	5	3	9	10	3	0	0	0	0	0	0	0	31
8:00	2	0	3	7	4	2	0	0	0	0	0	0	0	18
9:00	0	1	1	6	2	0	0	0	0	0	0	0	0	10
10:00	1	3	2	2	3	1	0	0	0	0	0	0	0	12
11:00	1	0	6	8	4	1	0	1	0	0	0	0	0	21
12:00 PM	1	1	3	10	4	0	1	0	0	0	0	0	0	20
13:00	0	1	6	9	4	3	0	0	0	0	0	0	0	23
14:00	1	1	8	5	11	5	1	0	0	0	0	0	0	32
15:00	0	1	3	7	7	5	1	0	0	0	0	0	0	24
16:00	0	4	8	4	6	1	2	0	0	0	0	0	0	25
17:00	2	1	6	12	4	1	0	0	0	0	0	0	0	26
18:00	0	0	4	4	5	1	0	0	0	0	0	0	0	14
19:00	1	1	3	5	2	1	1	0	0	0	0	0	0	14
20:00	0	0	1	0	5	1	1	0	0	0	0	0	0	8
21:00	0	1	0	0	1	0	0	0	0	0	0	0	0	2
22:00	0	1	1	2	0	0	0	0	0	0	0	0	0	4
23:00	0	0	0	1	0	0	0	0	0	0	0	0	0	1
Totals	11	22	60	96	72	25	8	1						295
% of Totals	4%	7%	20%	33%	24%	8%	3%	0%						100%

AM Volumes	6	10	17	37	23	7	1	1	0	0	0	0	0	102
% AM	2%	3%	6%	13%	8%	2%	0%	0%						35%
AM Peak Hour	8:00	7:00	11:00	7:00	7:00	7:00		11:00						7:00
Volume	2	5	6	9	10	3	1	1						31
PM Volumes	5	12	43	59	49	18	7	0	0	0	0	0	0	193
% PM	2%	4%	15%	20%	17%	6%	2%							65%
PM Peak Hour	17:00	16:00	14:00	17:00	14:00	14:00	16:00							14:00
Volume	2	4	8	12	11	5	2							32

Directional Peak Periods	AM 7-9			NOON 12-2			PM 4-6			Off Peak Volumes		
All Speeds	Volume		%	Volume		%	Volume		%	Volume		%
	49	↔	17%	43	↔	15%	51	↔	17%	152	↔	52%

Street Name	Direction	Percentiles					
		15th	50th	Average	85th	95th	ADT
S Glenwood Pl	North Bound	21	28	28	34	39	295
S Glenwood Pl	South Bound	21	28	28	34	38	275

Prepared by National Data & Surveying Services

SPEED

S Glenwood Pl Bet. W Verdugo Ave & W Oak St

Day: Tuesday
Date: 1/17/2023

City: Burbank
Project #: CA23_020030_031s

South Bound

Time	< 15	15 - 19	20 - 24	25 - 29	30 - 34	35 - 39	40 - 44	45 - 49	50 - 54	55 - 59	60 - 64	65 - 69	70 +	Total
0:00 AM	0	0	0	0	0	0	0	0	0	0	0	0	0	**0**
1:00	0	0	0	0	0	0	0	0	0	0	0	0	0	**0**
2:00	0	0	0	0	0	0	0	0	0	0	0	0	0	**0**
3:00	0	0	0	0	0	0	0	0	0	0	0	0	0	**0**
4:00	0	1	0	1	0	0	0	0	0	0	0	0	0	**2**
5:00	0	0	0	1	1	0	0	0	0	0	0	0	0	**2**
6:00	1	0	1	1	2	1	1	0	0	0	0	0	0	**7**
7:00	2	4	6	7	1	0	1	0	0	0	0	0	0	**21**
8:00	2	4	9	16	11	3	0	0	0	0	0	0	0	**45**
9:00	1	1	4	8	6	2	0	0	0	0	0	0	0	**22**
10:00	0	1	1	3	5	1	0	0	0	0	0	0	0	**11**
11:00	0	1	4	5	5	0	0	0	0	0	0	0	0	**15**
12:00 PM	0	3	5	8	6	3	0	1	0	0	0	0	0	**26**
13:00	0	2	1	8	8	1	0	0	0	0	0	0	0	**20**
14:00	1	2	7	8	14	6	0	0	0	0	0	0	0	**38**
15:00	0	1	4	4	3	3	0	1	0	0	0	0	0	**16**
16:00	0	1	5	7	3	1	0	0	0	0	0	0	0	**17**
17:00	0	2	3	3	5	0	0	0	0	0	0	0	0	**13**
18:00	1	1	1	2	1	1	0	0	0	0	0	0	0	**7**
19:00	0	0	1	2	1	0	0	0	0	0	0	0	0	**4**
20:00	0	0	1	0	1	0	0	0	0	0	0	0	0	**2**
21:00	0	0	0	2	0	0	0	0	0	0	0	0	0	**2**
22:00	0	0	1	2	0	0	0	0	0	0	0	0	0	**3**
23:00	0	0	0	1	1	0	0	0	0	0	0	0	0	**2**
Totals	**8**	**24**	**54**	**89**	**74**	**22**	**2**	**2**						**275**
% of Totals	3%	9%	20%	32%	27%	8%	1%	1%						100%

AM Volumes	6	12	25	42	31	7	2	0	0	0	0	0	0	125
% AM	2%	4%	9%	15%	11%	3%	1%							45%
AM Peak Hour	7:00	7:00	8:00	8:00	8:00	8:00	6:00							8:00
Volume	2	4	9	16	11	3	1							45
PM Volumes	2	12	29	47	43	15	0	2	0	0	0	0	0	150
% PM	1%	4%	11%	17%	16%	5%		1%						55%
PM Peak Hour	14:00	12:00	14:00	12:00	14:00	14:00		12:00						14:00
Volume	1	3	7	8	14	6		1						38

Directional Peak Periods	**AM 7-9**			**NOON 12-2**			**PM 4-6**			**Off Peak Volumes**		
All Speeds	Volume	↔	%	Volume	↔	%	Volume	↔	%	Volume	↔	%
	66		24%	46		17%	30		11%	133		48%

Street Name	Direction	Percentiles					
		15th	50th	Average	85th	95th	ADT
S Glenwood Pl	North Bound	21	28	28	34	39	295
S Glenwood Pl	South Bound	21	28	28	34	38	275

Prepared by National Data & Surveying Services

SPEED

S Glenwood Pl Bet. W Verdugo Ave & W Oak St

Day: Tuesday
Date: 1/17/2023

City: Burbank
Project #: CA23_020030_031

Summary

Time	< 15	15 - 19	20 - 24	25 - 29	30 - 34	35 - 39	40 - 44	45 - 49	50 - 54	55 - 59	60 - 64	65 - 69	70 +	Total
0:00 AM	0	0	1	0	0	0	1	0	0	0	0	0	0	2
1:00	0	0	0	1	0	0	0	0	0	0	0	0	0	1
2:00	0	0	0	0	0	0	0	0	0	0	0	0	0	0
3:00	0	0	0	0	0	0	0	0	0	0	0	0	0	0
4:00	0	2	0	1	0	0	0	0	0	0	0	0	0	3
5:00	0	0	1	3	1	0	0	0	0	0	0	0	0	5
6:00	2	0	1	3	2	1	1	0	0	0	0	0	0	10
7:00	3	9	9	16	11	3	1	0	0	0	0	0	0	52
8:00	4	4	12	23	15	5	0	0	0	0	0	0	0	63
9:00	1	2	5	14	8	2	0	0	0	0	0	0	0	32
10:00	1	4	3	5	8	2	0	0	0	0	0	0	0	23
11:00	1	1	10	13	9	1	0	1	0	0	0	0	0	36
12:00 PM	1	4	8	18	10	3	1	1	0	0	0	0	0	46
13:00	0	3	7	17	12	4	0	0	0	0	0	0	0	43
14:00	2	3	15	13	25	11	1	0	0	0	0	0	0	70
15:00	0	2	7	11	10	8	1	1	0	0	0	0	0	40
16:00	0	5	13	11	9	2	2	0	0	0	0	0	0	42
17:00	2	3	9	15	9	1	0	0	0	0	0	0	0	39
18:00	1	1	5	6	6	2	0	0	0	0	0	0	0	21
19:00	1	1	4	7	3	1	1	0	0	0	0	0	0	18
20:00	0	0	2	0	6	1	1	0	0	0	0	0	0	10
21:00	0	1	0	2	1	0	0	0	0	0	0	0	0	4
22:00	0	1	2	4	0	0	0	0	0	0	0	0	0	7
23:00	0	0	0	2	1	0	0	0	0	0	0	0	0	3
Totals	19	46	114	185	146	47	10	3						570
% of Totals	3%	8%	20%	32%	26%	8%	2%	1%						100%

AM Volumes	12	22	42	79	54	14	3	1	0	0	0	0	0	227
% AM	2%	4%	7%	14%	9%	2%	1%	0%						40%
AM Peak Hour	8:00	7:00	8:00	8:00	8:00	8:00		11:00						8:00
Volume	4	9	12	23	15	5	1	1						63
PM Volumes	7	24	72	106	92	33	7	2	0	0	0	0	0	343
% PM	1%	4%	13%	19%	16%	6%	1%	0%						60%
PM Peak Hour	14:00	16:00	14:00	12:00	14:00	14:00	16:00	12:00						14:00
Volume	2	5	15	18	25	11	2	1						70

Directional Peak Periods	AM 7-9			NOON 12-2			PM 4-6			Off Peak Volumes		
All Speeds	Volume		%	Volume		%	Volume		%	Volume		%
	115	↔	20%	89	↔	16%	81	↔	14%	285	↔	50%

Street Name	Direction	Percentiles					
		15th	50th	Average	85th	95th	ADT
S Glenwood Pl	Summary	21	28	28	34	38	570

Prepared by NDS/ATD

Prepared by National Data & Surveying Services

VOLUME

S Glenwood Pl Bet. W Verdugo Ave & W Oak St

Day: Tuesday
Date: 1/17/2023

City: Burbank
Project #: CA23_020030_031

DAILY TOTALS	NB	SB	EB	WB	Total
	295	275	0	0	570

AM Period	NB		SB		EB	WB	TOTAL		PM Period	NB		SB		EB	WB	TOTAL	
0:00	0		0		0	0			12:00	5		8		0	0	13	
0:15	2		0		0	0	2		12:15	8		8		0	0	16	
0:30	0		0		0	0			12:30	4		5		0	0	9	
0:45	0	2	0		0	0		2	12:45	3	20	5	26	0	0	8	46
1:00	0		0		0	0			13:00	5		7		0	0	12	
1:15	1		0		0	0	1		13:15	7		3		0	0	10	
1:30	0		0		0	0			13:30	5		4		0	0	9	
1:45	0	1	0		0	0		1	13:45	6	23	6	20	0	0	12	43
2:00	0		0		0	0			14:00	6		11		0	0	17	
2:15	0		0		0	0			14:15	11		10		0	0	21	
2:30	0		0		0	0			14:30	10		6		0	0	16	
2:45	0		0		0	0			14:45	5	32	11	38	0	0	16	70
3:00	0		0		0	0			15:00	5		2		0	0	7	
3:15	0		0		0	0			15:15	6		6		0	0	12	
3:30	0		0		0	0			15:30	9		3		0	0	12	
3:45	0		0		0	0			15:45	4	24	5	16	0	0	9	40
4:00	0		1		0	0	1		16:00	6		3		0	0	9	
4:15	0		0		0	0			16:15	7		4		0	0	11	
4:30	0		1		0	0	1		16:30	2		5		0	0	7	
4:45	1	1	0	2	0	0	1	3	16:45	10	25	5	17	0	0	15	42
5:00	0		0		0	0			17:00	12		1		0	0	13	
5:15	2		1		0	0	3		17:15	4		4		0	0	8	
5:30	0		1		0	0	1		17:30	5		7		0	0	12	
5:45	1	3	0	2	0	0	1	5	17:45	5	26	1	13	0	0	6	39
6:00	0		3		0	0	3		18:00	6		2		0	0	8	
6:15	2		0		0	0	2		18:15	3		2		0	0	5	
6:30	0		1		0	0	1		18:30	2		1		0	0	3	
6:45	1	3	3	7	0	0	4	10	18:45	3	14	2	7	0	0	5	21
7:00	4		1		0	0	5		19:00	3		0		0	0	3	
7:15	3		3		0	0	6		19:15	5		3		0	0	8	
7:30	4		8		0	0	12		19:30	4		0		0	0	4	
7:45	20	31	9	21	0	0	29	52	19:45	2	14	1	4	0	0	3	18
8:00	7		14		0	0	21		20:00	3		0		0	0	3	
8:15	8		17		0	0	25		20:15	1		1		0	0	2	
8:30	2		10		0	0	12		20:30	1		1		0	0	2	
8:45	1	18	4	45	0	0	5	63	20:45	3	8	0	2	0	0	3	10
9:00	1		7		0	0	8		21:00	0		0		0	0		
9:15	4		6		0	0	10		21:15	2		1		0	0	3	
9:30	2		4		0	0	6		21:30	0		0		0	0		
9:45	3	10	5	22	0	0	8	32	21:45	0	2	1	2	0	0	1	4
10:00	3		1		0	0	4		22:00	1		1		0	0	2	
10:15	3		3		0	0	6		22:15	1		0		0	0	1	
10:30	2		3		0	0	5		22:30	1		1		0	0	2	
10:45	4	12	4	11	0	0	8	23	22:45	1	4	1	3	0	0	2	7
11:00	4		4		0	0	8		23:00	1		2		0	0	3	
11:15	7		2		0	0	9		23:15	0		0		0	0		
11:30	5		3		0	0	8		23:30	0		0		0	0		
11:45	5	21	6	15	0	0	11	36	23:45	0	1	0	2	0	0		3
TOTALS		102		125				**227**	**TOTALS**		193		150				**343**
SPLIT %		44.9%		55.1%				**39.8%**	**SPLIT %**		56.3%		43.7%				**60.2%**

DAILY TOTALS	NB	SB	EB	WB	Total
	295	275	0	0	570

AM Peak Hour	7:30	7:45			**7:30**	**PM Peak Hour**	13:45	14:00			**14:00**
AM Pk Volume	39	50			**87**	**PM Pk Volume**	33	38			**70**
Pk Hr Factor	0.488	0.735			**0.750**	**Pk Hr Factor**	0.750	0.864			**0.833**
7 - 9 Volume	49	66	0	0	**115**	**4 - 6 Volume**	51	30	0	0	**81**
7 - 9 Peak Hour	7:30	7:45			**7:30**	**4 - 6 Peak Hour**	16:15	16:00			**16:45**
7 - 9 Pk Volume	39	50	0	0	**87**	**4 - 6 Pk Volume**	31	17	0	0	**48**
Pk Hr Factor	0.488	0.735	0.000	0.000	**0.750**	**Pk Hr Factor**	0.646	0.850	0.000	0.000	**0.800**

Prepared by NDS/ATD

Project #: CA23_020030_031 **City:** Burbank

Location: S Glenwood Pl Bet. W Verdugo Ave & W Oak **Date:** 1/17/2023

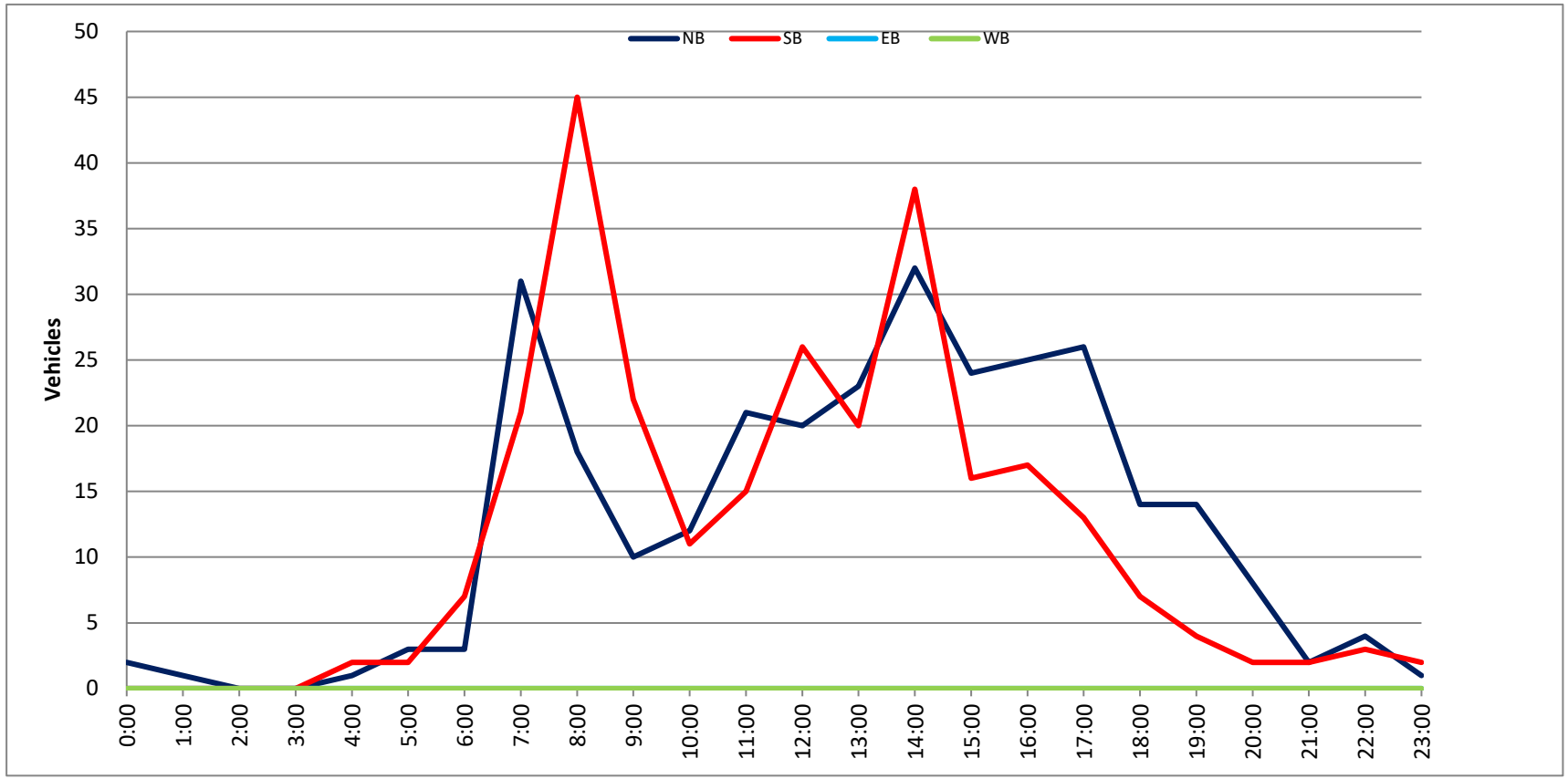

Prepared by National Data & Surveying Services

SPEED

S Glenwood Pl Bet. W Verdugo Ave & W Oak St

Day: Wednesday
Date: 1/18/2023

City: Burbank
Project #: CA23_020030_031n

North Bound

Time	< 15	15 - 19	20 - 24	25 - 29	30 - 34	35 - 39	40 - 44	45 - 49	50 - 54	55 - 59	60 - 64	65 - 69	70 +	Total
0:00 AM	0	0	0	0	0	0	0	0	0	0	0	0	0	0
0:15	0	0	0	0	0	0	0	0	0	0	0	0	0	0
0:30	0	0	0	0	0	0	0	0	0	0	0	0	0	0
0:45	0	0	0	0	0	0	0	0	0	0	0	0	0	0
1:00	0	0	1	1	0	0	0	0	0	0	0	0	0	2
1:15	0	0	1	0	1	0	0	0	0	0	0	0	0	2
1:30	0	0	0	0	0	0	0	0	0	0	0	0	0	0
1:45	0	0	0	0	0	0	0	0	0	0	0	0	0	0
2:00	0	0	0	0	0	0	0	0	0	0	0	0	0	0
2:15	0	0	0	0	0	0	0	0	0	0	0	0	0	0
2:30	0	0	0	0	0	0	0	0	0	0	0	0	0	0
2:45	0	0	0	0	0	0	0	0	0	0	0	0	0	0
3:00	0	0	0	0	0	0	0	0	0	0	0	0	0	0
3:15	0	0	0	0	0	0	0	0	0	0	0	0	0	0
3:30	0	0	0	0	0	0	0	0	0	0	0	0	0	0
3:45	0	0	0	0	0	0	0	0	0	0	0	0	0	0
4:00	0	0	0	0	0	0	0	0	0	0	0	0	0	0
4:15	0	0	0	0	0	0	0	0	0	0	0	0	0	0
4:30	0	1	0	0	0	0	0	0	0	0	0	0	0	1
4:45	0	0	0	0	0	0	0	0	0	0	0	0	0	0
5:00	0	0	0	0	0	0	0	0	0	0	0	0	0	0
5:15	0	0	0	0	0	0	0	0	0	0	0	0	0	0
5:30	0	0	0	0	0	0	0	0	0	0	0	0	0	0
5:45	0	0	0	0	0	0	0	0	0	0	0	0	0	0
6:00	0	0	0	1	0	0	0	0	0	0	0	0	0	1
6:15	0	0	0	0	1	0	0	0	0	0	0	0	0	1
6:30	0	0	0	1	0	0	0	0	0	0	0	0	0	1
6:45	0	1	0	0	1	0	0	0	0	0	0	0	0	2
7:00	0	0	1	0	1	0	0	0	0	0	0	0	0	2
7:15	0	2	1	0	0	0	0	0	0	0	0	0	0	3
7:30	0	2	0	0	0	0	0	0	0	0	0	0	0	2
7:45	3	1	5	3	1	0	0	0	0	0	0	0	0	13
8:00	1	1	3	0	0	0	0	0	0	0	0	0	0	5
8:15	3	3	1	0	0	0	0	0	0	0	0	0	0	7
8:30	1	3	0	0	0	0	0	0	0	0	0	0	0	4
8:45	0	0	0	1	0	1	0	0	0	0	0	0	0	2
9:00	0	0	1	1	0	0	0	0	0	0	0	0	0	2
9:15	0	0	0	0	0	0	0	0	0	0	0	0	0	0
9:30	0	0	0	1	0	0	0	0	0	0	0	0	0	1
9:45	0	0	0	1	0	0	0	0	0	0	0	0	0	1
10:00	0	0	0	4	0	0	0	0	0	0	0	0	0	4
10:15	0	1	1	0	0	0	0	0	0	0	0	0	0	2
10:30	0	0	0	0	1	0	0	0	0	0	0	0	0	1
10:45	0	0	1	1	0	1	0	0	0	0	0	0	0	3
11:00	0	1	1	2	1	0	0	0	0	0	0	0	0	5
11:15	0	0	1	1	1	0	0	0	0	0	0	0	0	3
11:30	0	0	0	0	2	0	1	0	0	0	0	0	0	3
11:45	0	0	3	0	3	0	1	0	0	0	0	0	0	7
12:00 PM	0	1	0	1	1	0	0	0	0	0	0	0	0	3
12:15	0	0	1	2	4	2	0	0	0	0	0	0	0	9
12:30	1	0	1	1	0	1	0	0	0	0	0	0	0	4
12:45	1	0	2	1	1	0	0	0	0	0	0	0	0	5
13:00	0	0	2	3	3	0	1	0	0	0	0	0	0	9
13:15	0	0	1	0	0	0	0	0	0	0	0	0	0	1
13:30	0	1	0	1	0	1	0	0	0	0	0	0	0	3
13:45	0	0	0	0	1	2	0	0	0	0	0	0	0	3
14:00	0	1	1	2	1	2	0	0	0	0	0	0	0	7
14:15	0	1	1	4	1	0	0	0	0	0	0	0	0	7
14:30	2	1	0	2	0	0	0	0	0	0	0	0	0	5
14:45	0	0	1	0	3	1	0	0	0	0	0	0	0	5
15:00	0	0	0	4	5	2	0	0	0	0	0	0	0	11
15:15	0	0	1	3	4	0	0	0	0	0	0	0	0	8
15:30	1	0	2	2	1	0	0	0	0	0	0	0	0	6
15:45	0	0	1	2	1	0	1	0	0	0	0	0	0	5
16:00	0	1	2	5	1	0	0	0	0	0	0	0	0	9
16:15	0	0	2	5	0	0	0	0	0	0	0	0	0	7
16:30	0	1	2	3	1	0	0	0	0	0	0	0	0	7
16:45	0	0	1	3	2	0	0	0	0	0	0	0	0	6
17:00	1	0	2	2	1	0	0	0	0	0	0	0	0	6
17:15	0	0	1	2	3	0	0	0	0	0	0	0	0	6
17:30	0	0	3	1	1	0	0	0	0	0	0	0	0	5
17:45	0	1	1	1	1	0	0	0	0	0	0	0	0	4
18:00	0	0	1	3	1	0	0	0	0	0	0	0	0	5
18:15	1	0	2	6	0	0	0	0	0	0	0	0	0	9
18:30	0	1	1	1	1	0	0	0	0	0	0	0	0	4
18:45	0	0	1	3	2	0	0	0	0	0	0	0	0	6
19:00	0	0	0	1	0	1	0	0	0	0	0	0	0	2
19:15	0	1	1	1	2	0	0	0	0	0	0	0	0	5
19:30	0	0	0	0	0	0	0	0	0	0	0	0	0	0
19:45	0	0	1	0	1	1	0	0	0	0	0	0	0	3
20:00	0	0	1	1	0	0	0	0	0	0	0	0	0	2
20:15	0	0	1	0	1	0	0	0	0	0	0	0	0	2
20:30	0	0	0	0	0	0	0	0	0	0	0	0	0	0
20:45	0	0	0	1	1	0	0	0	0	0	0	0	0	2
21:00	0	0	0	1	0	0	0	0	0	0	0	0	0	1
21:15	0	0	1	1	1	0	0	0	0	0	0	0	0	3
21:30	0	0	0	0	0	0	0	0	0	0	0	0	0	0
21:45	0	0	1	0	1	0	0	0	0	0	0	0	0	2
22:00	0	0	0	0	0	0	0	0	0	0	0	0	0	0
22:15	0	0	0	0	0	0	0	0	0	0	0	0	0	0
22:30	0	0	0	0	0	0	0	0	0	0	0	0	0	0
22:45	0	0	1	0	0	1	0	0	0	0	0	0	0	2
23:00	0	0	0	1	0	0	0	0	0	0	0	0	0	1
23:15	0	0	0	0	0	0	0	0	0	0	0	0	0	0
23:30	0	1	0	0	0	0	0	0	0	0	0	0	0	1
23:45	0	0	0	0	0	0	0	0	0	0	0	0	0	0
Totals	15	27	61	88	60	16	4							271
% of Totals	6%	10%	23%	32%	22%	6%	1%							100%

AM Volumes	8	16	21	18	13	2	2	0	0	0	0	0	0	80
% AM	3%	6%	8%	7%	5%	1%	1%							30%
AM Peak Hour	7:45	7:45	7:15	9:15	11:30	11:45	11:00							7:45
Volume	8	8	9	6	10	3	2							29
PM Volumes	7	11	40	70	47	14	2	0	0	0	0	0	0	191
% PM	3%	4%	15%	26%	17%	5%	1%							70%
PM Peak Hour	12:00	13:30	15:30	16:00	14:45	13:15	12:15							14:45
Volume	2	3	7	16	13	5	1							30

Directional Peak Periods	AM 7-9			NOON 12-2			PM 4-6			Off Peak Volumes		
All Classes	Volume	⟷	%	Volume	⟷	%	Volume	⟷	%	Volume	⟷	%
	38	⟷	14%	37	⟷	14%	50	⟷	18%	146	⟷	54%

Street Name	Direction	Percentiles					
		15th	50th	Average	85th	95th	ADT
S Glenwood Pl	North Bound	20	27	26	33	37	271
S Glenwood Pl	South Bound	20	26	26	33	36	238

Prepared by National Data & Surveying Services

SPEED

S Glenwood Pl Bet. W Verdugo Ave & W Oak St

Day: Wednesday
Date: 1/18/2023

City: Burbank
Project #: CA23_020030_031s

South Bound

Time	< 15	15 - 19	20 - 24	25 - 29	30 - 34	35 - 39	40 - 44	45 - 49	50 - 54	55 - 59	60 - 64	65 - 69	70 +	Total
0:00 AM	0	0	0	0	0	0	1	0	0	0	0	0	0	1
0:15	0	0	0	0	0	0	0	0	0	0	0	0	0	0
0:30	0	0	0	0	0	0	0	0	0	0	0	0	0	0
0:45	0	1	0	0	0	0	0	0	0	0	0	0	0	1
1:00	0	0	0	0	0	0	0	0	0	0	0	0	0	0
1:15	0	0	0	0	0	0	0	0	0	0	0	0	0	0
1:30	0	0	0	0	0	0	0	0	0	0	0	0	0	0
1:45	0	0	0	0	0	0	0	0	0	0	0	0	0	0
2:00	0	0	0	0	0	0	0	0	0	0	0	0	0	0
2:15	0	0	0	0	0	0	0	0	0	0	0	0	0	0
2:30	0	0	0	0	0	0	0	0	0	0	0	0	0	0
2:45	0	0	0	0	0	0	0	0	0	0	0	0	0	0
3:00	0	0	0	0	0	0	0	0	0	0	0	0	0	0
3:15	0	0	0	0	0	0	0	0	0	0	0	0	0	0
3:30	0	0	0	0	0	0	0	0	0	0	0	0	0	0
3:45	0	0	0	0	0	0	0	0	0	0	0	0	0	0
4:00	0	0	0	0	0	0	0	0	0	0	0	0	0	0
4:15	0	1	0	0	0	0	0	0	0	0	0	0	0	1
4:30	0	0	0	0	0	0	0	0	0	0	0	0	0	0
4:45	0	0	0	0	0	0	0	0	0	0	0	0	0	0
5:00	0	0	1	0	0	0	0	0	0	0	0	0	0	1
5:15	0	0	0	0	0	0	0	0	0	0	0	0	0	0
5:30	0	0	0	0	0	0	0	0	0	0	0	0	0	0
5:45	0	0	0	0	0	0	0	0	0	0	0	0	0	0
6:00	0	0	0	0	0	0	1	0	0	0	0	0	0	1
6:15	0	0	0	1	0	0	0	0	0	0	0	0	0	1
6:30	0	0	1	0	1	0	0	0	0	0	0	0	0	2
6:45	0	1	0	1	0	1	0	0	0	0	0	0	0	3
7:00	0	2	1	2	0	0	0	0	0	0	0	0	0	5
7:15	0	0	0	0	0	0	0	0	0	0	0	0	0	0
7:30	1	1	2	0	0	0	0	0	0	0	0	0	0	4
7:45	1	0	2	2	0	0	0	0	0	0	0	0	0	5
8:00	0	0	1	1	0	0	0	0	0	0	0	0	0	2
8:15	0	0	0	0	0	0	0	0	0	0	0	0	0	0
8:30	1	1	0	0	0	0	0	0	0	0	0	0	0	2
8:45	0	0	5	2	0	0	0	0	0	0	0	0	0	7
9:00	0	1	0	2	2	0	0	0	0	0	0	0	0	5
9:15	0	0	0	1	0	0	0	0	0	0	0	0	0	1
9:30	1	1	1	3	1	0	0	0	0	0	0	0	0	7
9:45	0	1	1	2	0	0	0	0	0	0	0	0	0	4
10:00	0	0	2	0	0	0	0	0	0	0	0	0	0	2
10:15	0	1	0	1	1	0	0	0	0	0	0	0	0	3
10:30	0	0	1	0	0	0	0	0	0	0	0	0	0	1
10:45	0	0	0	0	0	0	0	0	0	0	0	0	0	0
11:00	2	0	0	1	1	0	0	0	0	0	0	0	0	4
11:15	0	1	1	1	0	0	0	0	0	0	0	0	0	3
11:30	0	0	0	5	0	0	0	0	0	0	0	0	0	5
11:45	0	0	0	3	0	1	0	0	0	0	0	0	0	4
12:00 PM	0	0	0	0	0	0	1	0	0	0	0	0	0	1
12:15	0	0	0	0	0	0	0	0	0	0	0	0	0	0
12:30	0	1	1	0	1	0	0	0	0	0	0	0	0	3
12:45	0	1	1	3	1	0	0	0	0	0	0	0	0	6
13:00	0	0	0	2	1	0	0	0	0	0	0	0	0	3
13:15	0	0	1	0	2	0	0	0	0	0	0	0	0	3
13:30	0	0	0	2	3	1	0	0	0	0	0	0	0	6
13:45	0	1	2	0	1	0	0	0	0	0	0	0	0	4
14:00	0	1	0	3	3	0	0	0	0	0	0	0	0	7
14:15	0	0	2	2	1	1	0	0	0	0	0	0	0	6
14:30	0	1	1	2	1	1	0	0	0	0	0	0	0	6
14:45	0	1	1	2	2	0	0	0	0	0	0	0	0	6
15:00	0	0	3	1	2	0	1	0	0	0	0	0	0	7
15:15	0	0	0	1	4	0	0	0	0	0	0	0	0	5
15:30	2	0	1	2	0	0	0	0	0	0	0	0	0	5
15:45	0	0	2	2	0	1	0	0	0	0	0	0	0	5
16:00	0	0	2	2	2	0	0	0	0	0	0	0	0	6
16:15	0	0	3	3	0	0	0	0	0	0	0	0	0	6
16:30	0	0	3	2	0	0	0	0	0	0	0	0	0	5
16:45	0	0	4	0	1	0	0	0	0	0	0	0	0	5
17:00	0	0	0	1	4	0	0	0	0	0	0	0	0	5
17:15	0	1	0	1	1	0	0	0	0	0	0	0	0	3
17:30	0	2	2	2	1	0	0	0	0	0	0	0	0	7
17:45	1	0	1	3	1	0	0	0	0	0	0	0	0	6
18:00	0	1	1	1	0	1	0	0	0	0	0	0	0	4
18:15	1	0	1	2	1	0	0	0	0	0	0	0	0	5
18:30	0	1	0	2	1	0	0	0	0	0	0	0	0	4
18:45	0	0	1	2	2	0	0	0	0	0	0	0	0	5
19:00	1	0	0	0	0	0	0	0	0	0	0	0	0	1
19:15	1	0	2	1	0	0	0	0	0	0	0	0	0	4
19:30	0	0	0	1	1	0	0	0	0	0	0	0	0	2
19:45	0	0	1	0	0	0	0	0	0	0	0	0	0	1
20:00	0	0	2	1	0	0	0	0	0	0	0	0	0	3
20:15	0	0	1	0	2	0	0	0	0	0	0	0	0	3
20:30	0	0	1	1	0	1	0	0	0	0	0	0	0	3
20:45	0	0	0	1	0	0	0	0	0	0	0	0	0	1
21:00	0	1	0	0	0	1	0	0	0	0	0	0	0	2
21:15	0	0	0	0	0	0	0	0	0	0	0	0	0	0
21:30	0	0	0	1	1	0	0	0	0	0	0	0	0	2
21:45	0	0	1	0	0	0	0	0	0	0	0	0	0	1
22:00	0	0	0	0	0	0	0	0	0	0	0	0	0	0
22:15	0	0	1	0	0	0	0	0	0	0	0	0	0	1
22:30	0	0	0	1	1	0	0	0	0	0	0	0	0	2
22:45	0	0	0	0	0	0	0	0	0	0	0	0	0	0
23:00	0	0	0	0	0	0	0	0	0	0	0	0	0	0
23:15	0	0	0	1	1	0	0	0	0	0	0	0	0	2
23:30	1	0	0	0	0	0	0	0	0	0	0	0	0	1
23:45	0	0	0	0	0	0	0	0	0	0	0	0	0	0
Totals	13	24	61	79	48	9	4							238
% of Totals	5%	10%	26%	33%	20%	4%	2%							100%

AM Volumes	6	12	19	28	6	2	2	0	0	0	0	0	0	75
% AM	3%	5%	8%	12%	3%	1%	1%							32%
AM Peak Hour	7:00	6:45	8:00	11:00	8:45	6:00								8:45
Volume	2	4	6	10	3	1	1							20
PM Volumes	7	12	42	51	42	7	2	0	0	0	0	0	0	163
% PM	3%	5%	18%	21%	18%	3%	1%							68%
PM Peak Hour	14:45	17:15	16:00	14:00	13:15	13:30	12:00							14:00
Volume	2	4	12	9	9	2	1							25

Directional Peak Periods	AM 7-9			NOON 12-2			PM 4-6			Off Peak Volumes		
All Classes	Volume	⟷	%	Volume	⟷	%	Volume	⟷	%	Volume	⟷	%
	25		11%	26		11%	43		18%	144		61%

Street Name	Direction	Percentiles					
		15th	50th	Average	85th	95th	ADT
S Glenwood Pl	North Bound	20	27	26	33	37	271
S Glenwood Pl	South Bound	20	26	26	33	36	238

Prepared by National Data & Surveying Services

SPEED

S Glenwood Pl Bet. W Verdugo Ave & W Oak St

Day: Wednesday
Date: 1/18/2023

City: Burbank
Project #: CA23_020030_031

Summary

Time	< 15	15 - 19	20 - 24	25 - 29	30 - 34	35 - 39	40 - 44	45 - 49	50 - 54	55 - 59	60 - 64	65 - 69	70 +	Total
0:00 AM	0	0	0	0	0	0	1	0	0	0	0	0	0	1
0:15	0	0	0	0	0	0	0	0	0	0	0	0	0	0
0:30	0	0	0	0	0	0	0	0	0	0	0	0	0	0
0:45	0	1	0	0	0	0	0	0	0	0	0	0	0	1
1:00	0	0	1	1	0	0	0	0	0	0	0	0	0	2
1:15	0	0	1	0	1	0	0	0	0	0	0	0	0	2
1:30	0	0	0	0	0	0	0	0	0	0	0	0	0	0
1:45	0	0	0	0	0	0	0	0	0	0	0	0	0	0
2:00	0	0	0	0	0	0	0	0	0	0	0	0	0	0
2:15	0	0	0	0	0	0	0	0	0	0	0	0	0	0
2:30	0	0	0	0	0	0	0	0	0	0	0	0	0	0
2:45	0	0	0	0	0	0	0	0	0	0	0	0	0	0
3:00	0	0	0	0	0	0	0	0	0	0	0	0	0	0
3:15	0	0	0	0	0	0	0	0	0	0	0	0	0	0
3:30	0	0	0	0	0	0	0	0	0	0	0	0	0	0
3:45	0	0	0	0	0	0	0	0	0	0	0	0	0	0
4:00	0	0	0	0	0	0	0	0	0	0	0	0	0	0
4:15	0	1	0	0	0	0	0	0	0	0	0	0	0	1
4:30	0	1	0	0	0	0	0	0	0	0	0	0	0	1
4:45	0	0	0	0	0	0	0	0	0	0	0	0	0	0
5:00	0	0	1	0	0	0	0	0	0	0	0	0	0	1
5:15	0	0	0	0	0	0	0	0	0	0	0	0	0	0
5:30	0	0	0	0	0	0	0	0	0	0	0	0	0	0
5:45	0	0	0	0	0	0	0	0	0	0	0	0	0	0
6:00	0	0	0	1	0	0	1	0	0	0	0	0	0	2
6:15	0	0	0	1	1	0	0	0	0	0	0	0	0	2
6:30	0	0	1	1	1	0	0	0	0	0	0	0	0	3
6:45	0	2	0	1	1	1	0	0	0	0	0	0	0	5
7:00	0	2	2	2	1	0	0	0	0	0	0	0	0	7
7:15	0	2	1	0	0	0	0	0	0	0	0	0	0	3
7:30	1	3	2	0	0	0	0	0	0	0	0	0	0	6
7:45	4	1	7	5	1	0	0	0	0	0	0	0	0	18
8:00	1	1	4	1	0	0	0	0	0	0	0	0	0	7
8:15	3	3	1	0	0	0	0	0	0	0	0	0	0	7
8:30	2	4	0	0	0	0	0	0	0	0	0	0	0	6
8:45	0	0	5	3	0	1	0	0	0	0	0	0	0	9
9:00	0	1	1	3	2	0	0	0	0	0	0	0	0	7
9:15	0	0	0	1	0	0	0	0	0	0	0	0	0	1
9:30	1	1	1	4	1	0	0	0	0	0	0	0	0	8
9:45	0	1	1	3	0	0	0	0	0	0	0	0	0	5
10:00	0	0	2	4	0	0	0	0	0	0	0	0	0	6
10:15	0	2	1	1	1	0	0	0	0	0	0	0	0	5
10:30	0	0	1	0	1	0	0	0	0	0	0	0	0	2
10:45	0	0	1	1	0	1	0	0	0	0	0	0	0	3
11:00	2	1	1	3	2	0	0	0	0	0	0	0	0	9
11:15	0	1	2	2	1	0	0	0	0	0	0	0	0	6
11:30	0	0	0	5	2	0	1	0	0	0	0	0	0	8
11:45	0	0	3	3	3	1	1	0	0	0	0	0	0	11
12:00 PM	0	1	0	1	1	0	1	0	0	0	0	0	0	4
12:15	0	0	1	2	4	2	0	0	0	0	0	0	0	9
12:30	1	1	2	1	1	1	0	0	0	0	0	0	0	7
12:45	1	1	3	4	2	0	0	0	0	0	0	0	0	11
13:00	0	0	2	5	4	0	1	0	0	0	0	0	0	12
13:15	0	0	2	0	2	0	0	0	0	0	0	0	0	4
13:30	0	1	0	3	3	2	0	0	0	0	0	0	0	9
13:45	0	1	2	0	2	2	0	0	0	0	0	0	0	7
14:00	0	2	1	5	4	2	0	0	0	0	0	0	0	14
14:15	0	1	3	6	2	1	0	0	0	0	0	0	0	13
14:30	2	2	1	4	1	1	0	0	0	0	0	0	0	11
14:45	0	1	2	2	5	1	0	0	0	0	0	0	0	11
15:00	0	0	3	5	7	2	1	0	0	0	0	0	0	18
15:15	0	0	1	4	8	0	0	0	0	0	0	0	0	13
15:30	3	0	3	4	1	0	0	0	0	0	0	0	0	11
15:45	0	0	3	4	1	1	1	0	0	0	0	0	0	10
16:00	0	1	4	7	3	0	0	0	0	0	0	0	0	15
16:15	0	0	5	8	0	0	0	0	0	0	0	0	0	13
16:30	0	1	5	5	1	0	0	0	0	0	0	0	0	12
16:45	0	0	5	3	3	0	0	0	0	0	0	0	0	11
17:00	1	0	2	3	5	0	0	0	0	0	0	0	0	11
17:15	0	1	1	3	4	0	0	0	0	0	0	0	0	9
17:30	0	2	5	3	2	0	0	0	0	0	0	0	0	12
17:45	1	1	2	4	2	0	0	0	0	0	0	0	0	10
18:00	0	1	2	4	1	1	0	0	0	0	0	0	0	9
18:15	2	0	3	8	1	0	0	0	0	0	0	0	0	14
18:30	0	2	1	3	2	0	0	0	0	0	0	0	0	8
18:45	0	0	2	5	4	0	0	0	0	0	0	0	0	11
19:00	1	0	0	1	0	1	0	0	0	0	0	0	0	3
19:15	1	1	3	2	2	0	0	0	0	0	0	0	0	9
19:30	0	0	0	1	1	0	0	0	0	0	0	0	0	2
19:45	0	0	2	0	1	1	0	0	0	0	0	0	0	4
20:00	0	0	3	2	0	0	0	0	0	0	0	0	0	5
20:15	0	0	2	0	3	0	0	0	0	0	0	0	0	5
20:30	0	0	1	1	0	1	0	0	0	0	0	0	0	3
20:45	0	0	0	2	1	0	0	0	0	0	0	0	0	3
21:00	0	1	0	1	0	1	0	0	0	0	0	0	0	3
21:15	0	0	1	1	1	0	0	0	0	0	0	0	0	3
21:30	0	0	0	1	1	0	0	0	0	0	0	0	0	2
21:45	0	0	2	0	1	0	0	0	0	0	0	0	0	3
22:00	0	0	0	0	0	0	0	0	0	0	0	0	0	0
22:15	0	0	1	0	0	0	0	0	0	0	0	0	0	1
22:30	0	0	0	1	1	0	0	0	0	0	0	0	0	2
22:45	0	0	1	0	0	1	0	0	0	0	0	0	0	2
23:00	0	0	0	1	0	0	0	0	0	0	0	0	0	1
23:15	0	0	0	1	1	0	0	0	0	0	0	0	0	2
23:30	1	1	0	0	0	0	0	0	0	0	0	0	0	2
23:45	0	0	0	0	0	0	0	0	0	0	0	0	0	0
Totals	28	51	122	167	108	25	8							509
% of Totals	6%	10%	24%	33%	21%	5%	2%							100%

AM Volumes	14	28	40	46	19	4	4	0	0	0	0	0	0	155
% AM	3%	6%	8%	9%	4%	1%	1%							30%
AM Peak Hour	7:45	6:45	7:15	11:00	11:30	11:45	11:15							7:30
Volume	10	9	14	13	10	4	3							38
PM Volumes	14	23	82	121	89	21	4	0	0	0	0	0	0	354
% PM	3%	5%	16%	24%	17%	4%	1%							70%
PM Peak Hour	14:45	13:45	16:00	15:45	14:30	13:30	15:00							14:15
Volume	3	6	19	24	21	7	2							53

Directional Peak Periods	AM 7-9			NOON 12-2			PM 4-6			Off Peak Volumes		
All Classes	Volume	⟷	%	Volume	⟷	%	Volume	⟷	%	Volume	⟷	%
	63	⟷	12%	63	⟷	12%	93	⟷	18%	290	⟷	57%

Street Name	Direction	Percentiles					
		15th	50th	Average	85th	95th	ADT
S Glenwood Pl	Summary	20	27	26	33	37	509

Prepared by National Data & Surveying Services

SPEED

S Glenwood Pl Bet. W Verdugo Ave & W Oak St

Day: Wednesday
Date: 1/18/2023

City: Burbank
Project #: CA23_020030_031n

North Bound

Time	< 15	15 - 19	20 - 24	25 - 29	30 - 34	35 - 39	40 - 44	45 - 49	50 - 54	55 - 59	60 - 64	65 - 69	70 +	Total
0:00 AM	0	0	0	0	0	0	0	0	0	0	0	0	0	0
1:00	0	0	2	1	1	0	0	0	0	0	0	0	0	4
2:00	0	0	0	0	0	0	0	0	0	0	0	0	0	0
3:00	0	0	0	0	0	0	0	0	0	0	0	0	0	0
4:00	0	1	0	0	0	0	0	0	0	0	0	0	0	1
5:00	0	0	0	0	0	0	0	0	0	0	0	0	0	0
6:00	0	1	0	2	2	0	0	0	0	0	0	0	0	5
7:00	3	5	7	3	2	0	0	0	0	0	0	0	0	20
8:00	5	7	4	1	0	1	0	0	0	0	0	0	0	18
9:00	0	0	1	3	0	0	0	0	0	0	0	0	0	4
10:00	0	1	2	5	1	1	0	0	0	0	0	0	0	10
11:00	0	1	5	3	7	0	2	0	0	0	0	0	0	18
12:00 PM	2	1	4	5	6	3	0	0	0	0	0	0	0	21
13:00	0	1	3	4	4	3	1	0	0	0	0	0	0	16
14:00	2	3	3	8	5	3	0	0	0	0	0	0	0	24
15:00	1	0	4	11	11	2	1	0	0	0	0	0	0	30
16:00	0	2	7	16	4	0	0	0	0	0	0	0	0	29
17:00	1	1	7	6	6	0	0	0	0	0	0	0	0	21
18:00	1	1	5	13	4	0	0	0	0	0	0	0	0	24
19:00	0	1	2	2	3	2	0	0	0	0	0	0	0	10
20:00	0	0	2	2	2	0	0	0	0	0	0	0	0	6
21:00	0	0	2	2	2	0	0	0	0	0	0	0	0	6
22:00	0	0	1	0	0	1	0	0	0	0	0	0	0	2
23:00	0	1	0	1	0	0	0	0	0	0	0	0	0	2
Totals	15	27	61	88	60	16	4							271
% of Totals	6%	10%	23%	32%	22%	6%	1%							100%

AM Volumes	8	16	21	18	13	2	2	0	0	0	0	0	0	80
% AM	3%	6%	8%	7%	5%	1%	1%							30%
AM Peak Hour	8:00	8:00	7:00	10:00	11:00	8:00	11:00							7:00
Volume	5	7	7	5	7	1	2							20
PM Volumes	7	11	40	70	47	14	2	0	0	0	0	0	0	191
% PM	3%	4%	15%	26%	17%	5%	1%							70%
PM Peak Hour	12:00	14:00	16:00	16:00	15:00	12:00	13:00							15:00
Volume	2	3	7	16	11	3	1							30

Directional Peak Periods	AM 7-9			NOON 12-2			PM 4-6			Off Peak Volumes		
All Speeds	Volume	↔	%	Volume	↔	%	Volume	↔	%	Volume	↔	%
	38	↔	14%	37	↔	14%	50	↔	18%	146	↔	54%

Street Name	Direction	Percentiles					
		15th	50th	Average	85th	95th	ADT
S Glenwood Pl	North Bound	20	27	26	33	37	271
S Glenwood Pl	South Bound	20	26	26	33	36	238

Prepared by National Data & Surveying Services

SPEED

S Glenwood Pl Bet. W Verdugo Ave & W Oak St

Day: Wednesday
Date: 1/18/2023

City: Burbank
Project #: CA23_020030_031s

South Bound

Time	< 15	15 - 19	20 - 24	25 - 29	30 - 34	35 - 39	40 - 44	45 - 49	50 - 54	55 - 59	60 - 64	65 - 69	70 +	Total
0:00 AM	0	1	0	0	0	0	1	0	0	0	0	0	0	2
1:00	0	0	0	0	0	0	0	0	0	0	0	0	0	0
2:00	0	0	0	0	0	0	0	0	0	0	0	0	0	0
3:00	0	0	0	0	0	0	0	0	0	0	0	0	0	0
4:00	0	1	0	0	0	0	0	0	0	0	0	0	0	1
5:00	0	0	1	0	0	0	0	0	0	0	0	0	0	1
6:00	0	1	1	2	1	1	1	0	0	0	0	0	0	7
7:00	2	3	5	4	0	0	0	0	0	0	0	0	0	14
8:00	1	1	6	3	0	0	0	0	0	0	0	0	0	11
9:00	1	3	2	8	3	0	0	0	0	0	0	0	0	17
10:00	0	1	3	1	1	0	0	0	0	0	0	0	0	6
11:00	2	1	1	10	1	1	0	0	0	0	0	0	0	16
12:00 PM	0	2	2	3	2	0	1	0	0	0	0	0	0	10
13:00	0	1	3	4	7	1	0	0	0	0	0	0	0	16
14:00	0	3	4	9	7	2	0	0	0	0	0	0	0	25
15:00	2	0	6	6	6	1	1	0	0	0	0	0	0	22
16:00	0	0	12	7	3	0	0	0	0	0	0	0	0	22
17:00	1	3	3	7	7	0	0	0	0	0	0	0	0	21
18:00	1	2	3	7	4	1	0	0	0	0	0	0	0	18
19:00	2	0	3	2	1	0	0	0	0	0	0	0	0	8
20:00	0	0	4	3	2	1	0	0	0	0	0	0	0	10
21:00	0	1	1	1	1	1	0	0	0	0	0	0	0	5
22:00	0	0	1	1	1	0	0	0	0	0	0	0	0	3
23:00	1	0	0	1	1	0	0	0	0	0	0	0	0	3
Totals	13	24	61	79	48	9	4							238
% of Totals	5%	10%	26%	33%	20%	4%	2%							100%

AM Volumes	6	12	19	28	6	2	2	0	0	0	0	0	0	75
% AM	3%	5%	8%	12%	3%	1%	1%							32%
AM Peak Hour	7:00	7:00	8:00	11:00	9:00	6:00								9:00
Volume	2	3	6	10	3	1	1							17
PM Volumes	7	12	42	51	42	7	2	0	0	0	0	0	0	163
% PM	3%	5%	18%	21%	18%	3%	1%							68%
PM Peak Hour	15:00	14:00	16:00	14:00	13:00	14:00	12:00							14:00
Volume	2	3	12	9	7	2	1							25

Directional Peak Periods	AM 7-9			NOON 12-2			PM 4-6			Off Peak Volumes		
All Speeds	Volume		%	Volume		%	Volume		%	Volume		%
	25	↔	11%	26	↔	11%	43	↔	18%	144	↔	61%

Street Name	Direction	Percentiles					
		15th	50th	Average	85th	95th	ADT
S Glenwood Pl	North Bound	20	27	26	33	37	271
S Glenwood Pl	South Bound	20	26	26	33	36	238

Prepared by National Data & Surveying Services

SPEED

S Glenwood Pl Bet. W Verdugo Ave & W Oak St

Day: Wednesday
Date: 1/18/2023

City: Burbank
Project #: CA23_020030_031

Summary

Time	< 15	15 - 19	20 - 24	25 - 29	30 - 34	35 - 39	40 - 44	45 - 49	50 - 54	55 - 59	60 - 64	65 - 69	70 +	Total
0:00 AM	0	1	0	0	0	0	1	0	0	0	0	0	0	2
1:00	0	0	2	1	1	0	0	0	0	0	0	0	0	4
2:00	0	0	0	0	0	0	0	0	0	0	0	0	0	0
3:00	0	0	0	0	0	0	0	0	0	0	0	0	0	0
4:00	0	2	0	0	0	0	0	0	0	0	0	0	0	2
5:00	0	0	1	0	0	0	0	0	0	0	0	0	0	1
6:00	0	2	1	4	3	1	1	0	0	0	0	0	0	12
7:00	5	8	12	7	2	0	0	0	0	0	0	0	0	34
8:00	6	8	10	4	0	1	0	0	0	0	0	0	0	29
9:00	1	3	3	11	3	0	0	0	0	0	0	0	0	21
10:00	0	2	5	6	2	1	0	0	0	0	0	0	0	16
11:00	2	2	6	13	8	1	2	0	0	0	0	0	0	34
12:00 PM	2	3	6	8	8	3	1	0	0	0	0	0	0	31
13:00	0	2	6	8	11	4	1	0	0	0	0	0	0	32
14:00	2	6	7	17	12	5	0	0	0	0	0	0	0	49
15:00	3	0	10	17	17	3	2	0	0	0	0	0	0	52
16:00	0	2	19	23	7	0	0	0	0	0	0	0	0	51
17:00	2	4	10	13	13	0	0	0	0	0	0	0	0	42
18:00	2	3	8	20	8	1	0	0	0	0	0	0	0	42
19:00	2	1	5	4	4	2	0	0	0	0	0	0	0	18
20:00	0	0	6	5	4	1	0	0	0	0	0	0	0	16
21:00	0	1	3	3	3	1	0	0	0	0	0	0	0	11
22:00	0	0	2	1	1	1	0	0	0	0	0	0	0	5
23:00	1	1	0	2	1	0	0	0	0	0	0	0	0	5
Totals	28	51	122	167	108	25	8							509
% of Totals	6%	10%	24%	33%	21%	5%	2%							100%

AM Volumes	14	28	40	46	19	4	4	0	0	0	0	0	0	155
% AM	3%	6%	8%	9%	4%	1%	1%							30%
AM Peak Hour	8:00	7:00	7:00	11:00	11:00	6:00	11:00							7:00
Volume	6	8	12	13	8	1	2							34
PM Volumes	14	23	82	121	89	21	4	0	0	0	0	0	0	354
% PM	3%	5%	16%	24%	17%	4%	1%							70%
PM Peak Hour	15:00	14:00	16:00	16:00	15:00	14:00	15:00							15:00
Volume	3	6	19	23	17	5	2							52

Directional Peak Periods	AM 7-9			NOON 12-2			PM 4-6			Off Peak Volumes		
All Speeds	Volume		%	Volume		%	Volume		%	Volume		%
	63	↔	12%	63	↔	12%	93	↔	18%	290	↔	57%

Street Name	Direction	Percentiles					
		15th	50th	Average	85th	95th	ADT
S Glenwood Pl	Summary	20	27	26	33	37	509

Prepared by NDS/ATD

Prepared by National Data & Surveying Services

VOLUME

S Glenwood Pl Bet. W Verdugo Ave & W Oak St

Day: Wednesday
Date: 1/18/2023

City: Burbank
Project #: CA23_020030_031

DAILY TOTALS	NB	SB	EB	WB	Total
	271	238	0	0	509

AM Period	NB		SB		EB	WB	TOTAL		PM Period	NB		SB		EB	WB	TOTAL	
0:00	0		1		0	0	1		12:00	3		1		0	0	4	
0:15	0		0		0	0			12:15	9		0		0	0	9	
0:30	0		0		0	0			12:30	4		3		0	0	7	
0:45	0		1	2	0	0	1	2	12:45	5	21	6	10	0	0	11	31
1:00	2		0		0	0	2		13:00	9		3		0	0	12	
1:15	2		0		0	0	2		13:15	1		3		0	0	4	
1:30	0		0		0	0			13:30	3		6		0	0	9	
1:45	0	4	0		0	0		4	13:45	3	16	4	16	0	0	7	32
2:00	0		0		0	0			14:00	7		7		0	0	14	
2:15	0		0		0	0			14:15	7		6		0	0	13	
2:30	0		0		0	0			14:30	5		6		0	0	11	
2:45	0		0		0	0			14:45	5	24	6	25	0	0	11	49
3:00	0		0		0	0			15:00	11		7		0	0	18	
3:15	0		0		0	0			15:15	8		5		0	0	13	
3:30	0		0		0	0			15:30	6		5		0	0	11	
3:45	0		0		0	0			15:45	5	30	5	22	0	0	10	52
4:00	0		0		0	0			16:00	9		6		0	0	15	
4:15	0		1		0	0	1		16:15	7		6		0	0	13	
4:30	1		0		0	0	1		16:30	7		5		0	0	12	
4:45	0	1	0	1	0	0		2	16:45	6	29	5	22	0	0	11	51
5:00	0		1		0	0	1		17:00	6		5		0	0	11	
5:15	0		0		0	0			17:15	6		3		0	0	9	
5:30	0		0		0	0			17:30	5		7		0	0	12	
5:45	0		0	1	0	0		1	17:45	4	21	6	21	0	0	10	42
6:00	1		1		0	0	2		18:00	5		4		0	0	9	
6:15	1		1		0	0	2		18:15	9		5		0	0	14	
6:30	1		2		0	0	3		18:30	4		4		0	0	8	
6:45	2	5	3	7	0	0	5	12	18:45	6	24	5	18	0	0	11	42
7:00	2		5		0	0	7		19:00	2		1		0	0	3	
7:15	3		0		0	0	3		19:15	5		4		0	0	9	
7:30	2		4		0	0	6		19:30	0		2		0	0	2	
7:45	13	20	5	14	0	0	18	34	19:45	3	10	1	8	0	0	4	18
8:00	5		2		0	0	7		20:00	2		3		0	0	5	
8:15	7		0		0	0	7		20:15	2		3		0	0	5	
8:30	4		2		0	0	6		20:30	0		3		0	0	3	
8:45	2	18	7	11	0	0	9	29	20:45	2	6	1	10	0	0	3	16
9:00	2		5		0	0	7		21:00	1		2		0	0	3	
9:15	0		1		0	0	1		21:15	3		0		0	0	3	
9:30	1		7		0	0	8		21:30	0		2		0	0	2	
9:45	1	4	4	17	0	0	5	21	21:45	2	6	1	5	0	0	3	11
10:00	4		2		0	0	6		22:00	0		0		0	0		
10:15	2		3		0	0	5		22:15	0		1		0	0	1	
10:30	1		1		0	0	2		22:30	0		2		0	0	2	
10:45	3	10	0	6	0	0	3	16	22:45	2	2	0	3	0	0	2	5
11:00	5		4		0	0	9		23:00	1		0		0	0	1	
11:15	3		3		0	0	6		23:15	0		2		0	0	2	
11:30	3		5		0	0	8		23:30	1		1		0	0	2	
11:45	7	18	4	16	0	0	11	34	23:45	0	2	0	3	0	0		5
TOTALS		80		75				155	TOTALS		191		163				354
SPLIT %		51.6%		48.4%				30.5%	SPLIT %		54.0%		46.0%				69.5%

DAILY TOTALS	NB	SB	EB	WB	Total
	271	238	0	0	509

AM Peak Hour	7:45	8:45			7:30	PM Peak Hour	14:45	14:00			14:15
AM Pk Volume	29	20			38	PM Pk Volume	30	25			53
Pk Hr Factor	0.558	0.714			0.528	Pk Hr Factor	0.682	0.893			0.736
7 - 9 Volume	38	25	0	0	63	4 - 6 Volume	50	43	0	0	93
7 - 9 Peak Hour	7:45	7:00			7:30	4 - 6 Peak Hour	16:00	16:00			16:00
7 - 9 Pk Volume	29	14	0	0	38	4 - 6 Pk Volume	29	22	0	0	51
Pk Hr Factor	0.558	0.700	0.000	0.000	0.528	Pk Hr Factor	0.806	0.917	0.000	0.000	0.850

Prepared by NDS/ATD

Project #: CA23_020030_031 **City:** Burbank

Location: S Glenwood Pl Bet. W Verdugo Ave & W Oak **Date:** 1/18/2023

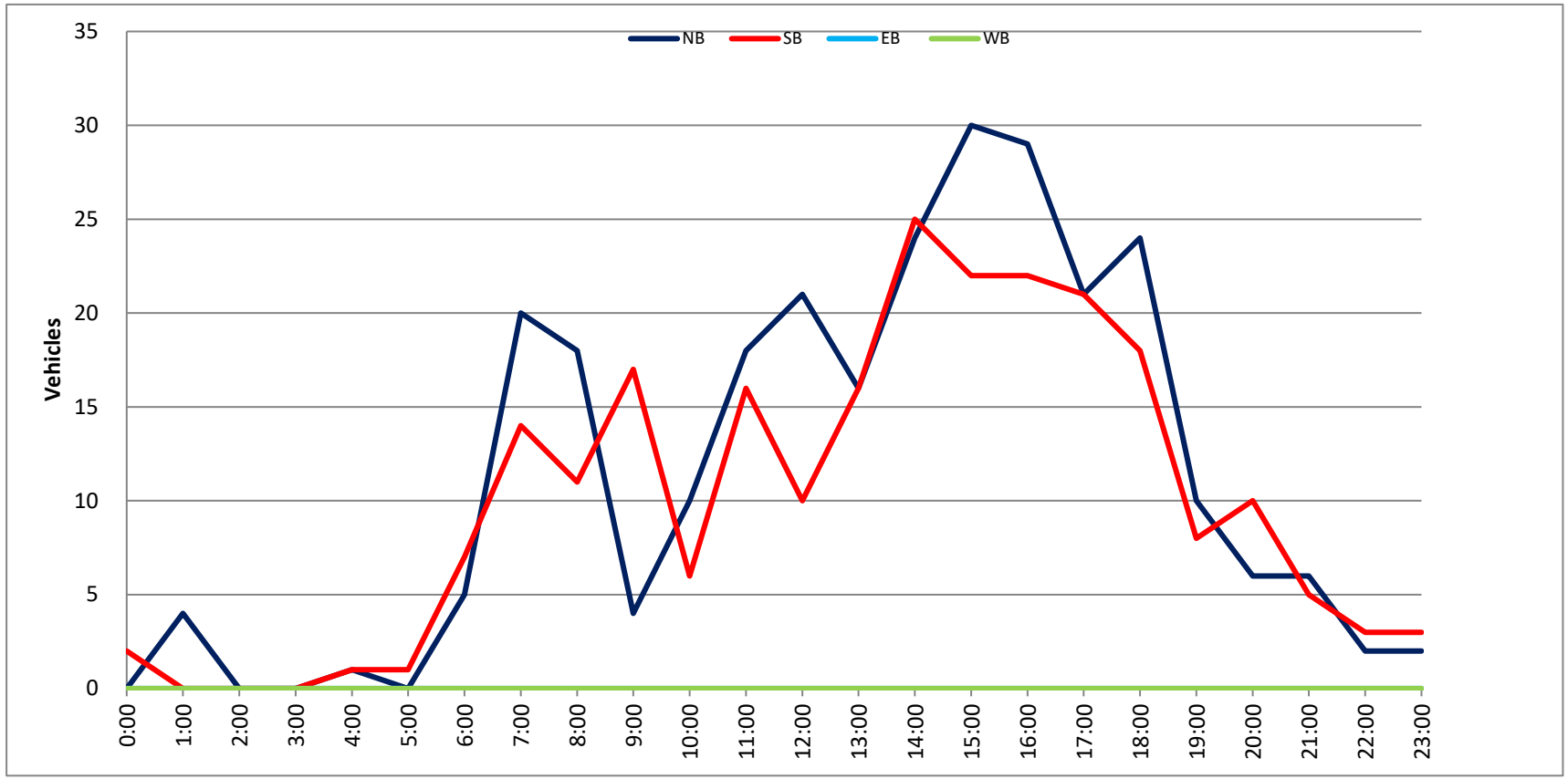

Prepared by National Data & Surveying Services

SPEED

S Glenwood Pl Bet. W Verdugo Ave & W Oak St

Day: Thursday
Date: 1/19/2023

City: Burbank
Project #: CA23_020030_031n

North Bound

Time	< 15	15 - 19	20 - 24	25 - 29	30 - 34	35 - 39	40 - 44	45 - 49	50 - 54	55 - 59	60 - 64	65 - 69	70 +	Total
0:00 AM	0	0	0	0	0	0	0	0	0	0	0	0	0	0
0:15	0	0	0	0	0	0	0	0	0	0	0	0	0	0
0:30	0	0	0	0	1	0	0	0	0	0	0	0	0	1
0:45	0	0	1	0	0	0	0	0	0	0	0	0	0	1
1:00	0	0	1	0	0	0	0	0	0	0	0	0	0	1
1:15	1	0	0	0	0	0	0	0	0	0	0	0	0	1
1:30	0	0	0	0	0	0	0	0	0	0	0	0	0	0
1:45	0	0	0	0	0	0	0	0	0	0	0	0	0	0
2:00	0	0	0	0	0	0	0	0	0	0	0	0	0	0
2:15	0	0	0	0	0	0	0	0	0	0	0	0	0	0
2:30	0	0	0	0	0	0	0	0	0	0	0	0	0	0
2:45	0	0	0	0	0	0	0	0	0	0	0	0	0	0
3:00	0	0	0	0	0	0	0	0	0	0	0	0	0	0
3:15	0	0	0	0	0	0	0	0	0	0	0	0	0	0
3:30	0	0	0	0	0	0	0	0	0	0	0	0	0	0
3:45	0	0	0	0	0	0	0	0	0	0	0	0	0	0
4:00	0	0	0	0	0	0	0	0	0	0	0	0	0	0
4:15	0	0	0	1	0	0	0	0	0	0	0	0	0	1
4:30	0	0	1	0	0	0	0	0	0	0	0	0	0	1
4:45	0	0	0	0	0	0	0	0	0	0	0	0	0	0
5:00	0	0	0	0	0	0	0	0	0	0	0	0	0	0
5:15	0	0	1	0	0	0	0	0	0	0	0	0	0	1
5:30	1	0	0	0	1	0	0	0	0	0	0	0	0	2
5:45	1	0	0	1	0	0	0	0	0	0	0	0	0	2
6:00	0	0	0	0	0	0	0	0	0	0	0	0	0	0
6:15	0	0	0	1	0	0	0	0	0	0	0	0	0	1
6:30	0	0	0	0	2	0	0	0	0	0	0	0	0	2
6:45	0	0	0	0	0	0	0	0	0	0	0	0	0	0
7:00	1	0	1	1	0	0	0	0	0	0	0	0	0	3
7:15	0	2	0	2	1	0	0	0	0	0	0	0	0	5
7:30	0	0	1	1	0	0	0	0	0	0	0	0	0	2
7:45	1	1	2	3	6	4	0	0	0	0	0	0	0	17
8:00	1	1	3	0	1	0	0	0	0	0	0	0	0	6
8:15	1	0	0	1	3	0	1	0	0	0	0	0	0	6
8:30	0	1	1	1	1	0	0	0	0	0	0	0	0	4
8:45	1	0	1	0	0	0	0	0	0	0	0	0	0	2
9:00	0	0	1	0	0	0	0	0	0	0	0	0	0	1
9:15	0	1	0	1	0	0	0	0	0	0	0	0	0	2
9:30	0	0	0	1	0	0	0	0	0	0	0	0	0	1
9:45	0	1	1	1	2	0	0	0	0	0	0	0	0	5
10:00	0	2	0	1	0	0	0	0	0	0	0	0	0	3
10:15	0	0	1	0	0	0	0	0	0	0	0	0	0	1
10:30	1	0	1	1	0	0	0	0	0	0	0	0	0	3
10:45	1	0	1	0	1	0	0	0	0	0	0	0	0	3
11:00	0	0	1	1	0	1	0	0	0	0	0	0	0	3
11:15	0	2	1	2	2	0	0	0	0	0	0	0	0	7
11:30	1	2	0	1	2	0	0	0	0	0	0	0	0	6
11:45	1	0	2	3	1	0	0	0	0	0	0	0	0	7
12:00 PM	0	0	1	2	3	0	0	0	0	0	0	0	0	6
12:15	0	0	0	0	2	0	0	0	0	0	0	0	0	2
12:30	2	0	3	3	3	0	0	0	0	0	0	0	0	11
12:45	0	0	1	1	1	2	0	0	0	0	0	0	0	5
13:00	0	0	0	5	3	0	0	0	0	0	0	0	0	8
13:15	0	0	1	0	0	2	0	0	0	0	0	0	0	3
13:30	0	0	1	0	0	1	0	0	0	0	0	0	0	2
13:45	0	0	3	0	1	0	1	0	0	0	0	0	0	5
14:00	0	1	1	2	0	0	0	0	0	0	0	0	0	4
14:15	2	1	1	1	0	0	0	0	0	0	0	0	0	5
14:30	0	0	2	3	3	0	0	0	0	0	0	0	0	8
14:45	0	0	0	1	1	0	1	0	0	0	0	0	0	3
15:00	0	2	0	2	0	2	0	0	0	0	0	0	0	6
15:15	0	0	2	2	2	1	0	0	0	0	0	0	0	7
15:30	2	2	1	1	2	0	0	0	0	0	0	0	0	8
15:45	0	1	2	1	3	0	0	0	0	0	0	0	0	7
16:00	2	0	1	2	2	0	0	0	0	0	0	0	0	7
16:15	0	0	2	2	2	0	1	0	0	0	0	0	0	7
16:30	1	0	2	2	0	0	0	0	0	0	0	0	0	5
16:45	0	0	1	2	0	0	0	0	0	0	0	0	0	3
17:00	1	0	1	5	2	1	0	0	0	0	0	0	0	10
17:15	0	0	3	2	0	0	0	0	0	0	0	0	0	5
17:30	0	2	1	5	3	0	0	0	0	0	0	0	0	11
17:45	0	1	2	1	2	0	0	0	0	0	0	0	0	6
18:00	0	0	1	2	0	0	0	0	0	0	0	0	0	3
18:15	1	0	0	9	0	0	0	0	0	0	0	0	0	10
18:30	0	1	2	2	2	0	0	0	0	0	0	0	0	7
18:45	0	1	0	0	0	0	0	0	0	0	0	0	0	1
19:00	0	0	0	1	1	1	0	0	0	0	0	0	0	3
19:15	0	1	2	2	2	0	0	0	0	0	0	0	0	7
19:30	0	1	0	1	0	0	0	0	0	0	0	0	0	2
19:45	0	0	2	0	0	1	0	0	0	0	0	0	0	3
20:00	0	1	1	1	1	0	0	0	0	0	0	0	0	4
20:15	0	0	1	1	1	0	0	0	0	0	0	0	0	3
20:30	0	1	0	0	0	0	0	0	0	0	0	0	0	1
20:45	0	0	1	1	0	0	0	0	0	0	0	0	0	2
21:00	0	0	0	1	1	0	0	0	0	0	0	0	0	2
21:15	1	1	0	0	0	0	0	0	0	0	0	0	0	2
21:30	0	0	0	1	0	0	0	0	0	0	0	0	0	1
21:45	1	0	2	0	1	0	0	0	0	0	0	0	0	4
22:00	0	0	1	0	0	0	0	0	0	0	0	0	0	1
22:15	0	0	0	0	2	0	0	0	0	0	0	0	0	2
22:30	0	0	0	0	0	0	0	0	0	0	0	0	0	0
22:45	0	0	0	0	0	0	0	0	0	0	0	0	0	0
23:00	0	0	1	0	0	0	0	0	0	0	0	0	0	1
23:15	0	0	0	0	0	1	0	0	0	0	0	0	0	1
23:30	0	0	0	0	0	0	0	0	0	0	0	0	0	0
23:45	0	0	0	0	0	0	0	0	0	0	0	0	0	0
Totals	25	30	68	91	70	17	4							305
% of Totals	8%	10%	22%	30%	23%	6%	1%							100%

AM Volumes	12	13	22	24	24	5	1	0	0	0	0	0	0	101
% AM	4%	4%	7%	8%	8%	2%	0%							33%
AM Peak Hour	7:30	7:15	7:15	11:15	7:45	7:00	7:30							7:45
Volume	3	4	6	8	11	4	1							33
PM Volumes	13	17	46	67	46	12	3	0	0	0	0	0	0	204
% PM	4%	6%	15%	22%	15%	4%	1%							67%
PM Peak Hour	15:15	15:00	13:45	17:30	12:00	12:45	13:00							17:00
Volume	4	5	7	17	9	5	1							32

Directional Peak Periods	AM 7-9			NOON 12-2			PM 4-6			Off Peak Volumes		
All Classes	Volume	⟷	%	Volume	⟷	%	Volume	⟷	%	Volume	⟷	%
	45	⟷	15%	42	⟷	14%	54	⟷	18%	164	⟷	54%

Street Name	Direction	Percentiles					
		15th	50th	Average	85th	95th	ADT
S Glenwood Pl	North Bound	18	27	26	33	37	305
S Glenwood Pl	South Bound	18	26	26	33	36	309

Prepared by National Data & Surveying Services

SPEED

S Glenwood Pl Bet. W Verdugo Ave & W Oak St

Day: Thursday
Date: 1/19/2023

City: Burbank
Project #: CA23_020030_031s

South Bound

Time	< 15	15 - 19	20 - 24	25 - 29	30 - 34	35 - 39	40 - 44	45 - 49	50 - 54	55 - 59	60 - 64	65 - 69	70 +	Total
0:00 AM	0	0	0	0	0	0	0	0	0	0	0	0	0	0
0:15	0	0	0	0	0	0	0	0	0	0	0	0	0	0
0:30	0	0	0	0	0	0	0	0	0	0	0	0	0	0
0:45	0	0	0	0	0	0	0	0	0	0	0	0	0	0
1:00	0	0	0	0	0	0	0	0	0	0	0	0	0	0
1:15	0	0	0	0	0	0	0	0	0	0	0	0	0	0
1:30	0	0	0	0	0	0	0	0	0	0	0	0	0	0
1:45	0	0	0	0	0	0	0	0	0	0	0	0	0	0
2:00	0	0	0	0	0	0	0	0	0	0	0	0	0	0
2:15	0	0	0	0	0	0	0	0	0	0	0	0	0	0
2:30	0	0	0	0	0	0	0	0	0	0	0	0	0	0
2:45	0	0	0	0	0	0	0	0	0	0	0	0	0	0
3:00	0	0	0	0	0	0	0	0	0	0	0	0	0	0
3:15	0	0	0	0	1	0	0	0	0	0	0	0	0	1
3:30	0	0	0	0	0	0	0	0	0	0	0	0	0	0
3:45	0	0	0	0	0	0	0	0	0	0	0	0	0	0
4:00	0	0	0	0	0	0	0	0	0	0	0	0	0	0
4:15	1	0	0	0	0	0	0	0	0	0	0	0	0	1
4:30	0	0	0	0	0	0	0	0	0	0	0	0	0	0
4:45	0	0	0	0	0	0	0	0	0	0	0	0	0	0
5:00	0	0	0	1	0	0	0	0	0	0	0	0	0	1
5:15	0	0	0	0	0	0	0	0	0	0	0	0	0	0
5:30	0	0	0	1	0	0	0	0	0	0	0	0	0	1
5:45	2	0	0	1	1	0	0	0	0	0	0	0	0	4
6:00	0	0	0	0	0	0	1	0	0	0	0	0	0	1
6:15	0	0	0	0	0	0	0	0	0	0	0	0	0	0
6:30	0	0	0	0	0	0	0	0	0	0	0	0	0	0
6:45	0	0	0	1	1	0	0	0	0	0	0	0	0	2
7:00	0	2	0	1	1	0	0	0	0	0	0	0	0	4
7:15	2	0	1	1	0	1	0	0	0	0	0	0	0	5
7:30	1	0	3	0	1	0	0	0	0	0	0	0	0	5
7:45	1	3	2	1	3	1	0	0	0	0	0	0	0	11
8:00	0	1	2	2	2	1	0	0	0	0	0	0	0	8
8:15	0	0	3	3	4	1	0	0	0	0	0	0	0	11
8:30	0	0	1	1	2	0	0	0	0	0	0	0	0	4
8:45	0	0	3	2	1	0	0	0	0	0	0	0	0	6
9:00	0	1	0	2	2	0	0	0	0	0	0	0	0	5
9:15	0	0	2	2	3	0	0	0	0	0	0	0	0	7
9:30	0	2	0	2	0	0	0	0	0	0	0	0	0	4
9:45	1	0	0	0	2	0	0	0	0	0	0	0	0	3
10:00	0	0	0	2	2	0	0	0	0	0	0	0	0	4
10:15	0	0	0	0	0	0	0	0	0	0	0	0	0	0
10:30	0	0	0	2	2	1	0	0	0	0	0	0	0	5
10:45	1	0	2	0	0	0	0	0	0	0	0	0	0	3
11:00	0	0	2	0	1	0	0	0	0	0	0	0	0	3
11:15	0	0	0	3	0	0	0	0	0	0	0	0	0	3
11:30	0	1	1	1	1	0	0	0	0	0	0	0	0	4
11:45	0	5	3	1	1	1	0	0	0	0	0	0	0	11
12:00 PM	0	0	1	3	0	0	0	0	0	0	0	0	0	4
12:15	0	0	0	3	1	0	0	0	0	0	0	0	0	4
12:30	0	1	2	2	1	0	0	0	0	0	0	0	0	6
12:45	0	0	2	2	1	0	0	0	0	0	0	0	0	5
13:00	0	0	2	1	0	0	0	0	0	0	0	0	0	3
13:15	0	0	1	1	1	0	0	0	0	0	0	0	0	3
13:30	1	0	1	1	1	0	0	0	0	0	0	0	0	4
13:45	0	0	1	2	0	0	0	0	0	0	0	0	0	3
14:00	1	0	1	3	1	1	0	0	0	0	0	0	0	7
14:15	0	2	5	3	0	0	0	0	0	0	0	0	0	10
14:30	0	1	1	1	1	0	0	0	0	0	0	0	0	4
14:45	0	0	0	1	6	0	0	0	0	0	0	0	0	7
15:00	0	1	1	3	3	0	0	0	0	0	0	0	0	8
15:15	0	0	2	2	0	2	0	0	0	0	0	0	0	6
15:30	0	1	1	1	1	0	1	0	0	0	0	0	0	5
15:45	0	1	2	5	2	0	0	0	0	0	0	0	0	10
16:00	1	2	1	1	2	0	1	0	0	0	0	0	0	8
16:15	0	0	2	2	1	1	0	0	0	0	0	0	0	6
16:30	2	0	2	1	1	0	0	0	0	0	0	0	0	6
16:45	1	0	0	1	0	1	0	0	0	0	0	0	0	3
17:00	0	0	0	4	0	0	1	0	0	0	0	0	0	5
17:15	0	1	1	4	1	0	0	0	0	0	0	0	0	7
17:30	0	3	0	2	0	1	0	0	0	0	0	0	0	6
17:45	1	0	2	5	1	0	0	0	0	0	0	0	0	9
18:00	0	1	1	1	0	1	0	0	0	0	0	0	0	4
18:15	1	0	1	1	2	0	0	0	0	0	0	0	0	5
18:30	0	1	0	3	1	0	0	0	0	0	0	0	0	5
18:45	0	2	2	3	0	0	0	0	0	0	0	0	0	7
19:00	1	1	1	1	0	0	0	0	0	0	0	0	0	4
19:15	1	0	2	0	1	0	0	0	0	0	0	0	0	4
19:30	0	0	1	1	0	0	0	0	0	0	0	0	0	2
19:45	0	1	0	0	1	0	0	0	0	0	0	0	0	2
20:00	0	0	2	0	1	0	0	0	0	0	0	0	0	3
20:15	0	2	0	1	0	0	0	0	0	0	0	0	0	3
20:30	1	0	0	0	1	0	0	0	0	0	0	0	0	2
20:45	0	0	1	0	0	0	0	0	0	0	0	0	0	1
21:00	0	0	0	0	0	0	0	0	0	0	0	0	0	0
21:15	0	0	2	1	1	0	0	0	0	0	0	0	0	4
21:30	2	0	0	1	0	0	0	0	0	0	0	0	0	3
21:45	0	0	0	0	0	0	0	0	0	0	0	0	0	0
22:00	0	0	0	0	0	0	0	0	0	0	0	0	0	0
22:15	0	0	0	0	0	0	0	0	0	0	0	0	0	0
22:30	0	0	0	0	0	0	0	0	0	0	0	0	0	0
22:45	0	0	0	1	0	0	0	0	0	0	0	0	0	1
23:00	1	0	0	0	0	0	0	0	0	0	0	0	0	1
23:15	0	0	0	0	0	0	0	0	0	0	0	0	0	0
23:30	0	0	0	1	0	0	0	0	0	0	0	0	0	1
23:45	0	0	1	0	0	0	0	0	0	0	0	0	0	1
Totals	23	36	70	99	64	13	4							309
% of Totals	7%	12%	23%	32%	21%	4%	1%							100%

AM Volumes	9	15	25	30	31	6	1	0	0	0	0	0	0	117
% AM	3%	5%	8%	10%	10%	2%	0%							38%
AM Peak Hour	7:00	11:00	7:30	11:45	7:45	7:15	5:15							7:30
Volume	4	6	10	9	11	3	1							35
PM Volumes	14	21	45	69	33	7	3	0	0	0	0	0	0	192
% PM	5%	7%	15%	22%	11%	2%	1%							62%
PM Peak Hour	16:00	17:15	13:30	17:00	14:15	14:30	15:15							15:45
Volume	4	5	8	15	10	2	2							30

Directional Peak Periods	AM 7-9			NOON 12-2			PM 4-6			Off Peak Volumes		
All Classes	Volume	⟷	%	Volume	⟷	%	Volume	⟷	%	Volume	⟷	%
	54		17%	32		10%	50		16%	173		56%

Street Name	Direction	Percentiles					
		15th	50th	Average	85th	95th	ADT
S Glenwood Pl	North Bound	18	27	26	33	37	305
S Glenwood Pl	South Bound	18	26	26	33	36	309

Prepared by National Data & Surveying Services

SPEED

S Glenwood Pl Bet. W Verdugo Ave & W Oak St

Day: Thursday
Date: 1/19/2023

City: Burbank
Project #: CA23_020030_031

Summary

Time	< 15	15 - 19	20 - 24	25 - 29	30 - 34	35 - 39	40 - 44	45 - 49	50 - 54	55 - 59	60 - 64	65 - 69	70 +	Total
0:00 AM	0	0	0	0	0	0	0	0	0	0	0	0	0	0
0:15	0	0	0	0	0	0	0	0	0	0	0	0	0	0
0:30	0	0	0	0	1	0	0	0	0	0	0	0	0	1
0:45	0	0	1	0	0	0	0	0	0	0	0	0	0	1
1:00	0	0	1	0	0	0	0	0	0	0	0	0	0	1
1:15	1	0	0	0	0	0	0	0	0	0	0	0	0	1
1:30	0	0	0	0	0	0	0	0	0	0	0	0	0	0
1:45	0	0	0	0	0	0	0	0	0	0	0	0	0	0
2:00	0	0	0	0	0	0	0	0	0	0	0	0	0	0
2:15	0	0	0	0	0	0	0	0	0	0	0	0	0	0
2:30	0	0	0	0	0	0	0	0	0	0	0	0	0	0
2:45	0	0	0	0	0	0	0	0	0	0	0	0	0	0
3:00	0	0	0	0	0	0	0	0	0	0	0	0	0	0
3:15	0	0	0	0	1	0	0	0	0	0	0	0	0	1
3:30	0	0	0	0	0	0	0	0	0	0	0	0	0	0
3:45	0	0	0	0	0	0	0	0	0	0	0	0	0	0
4:00	0	0	0	0	0	0	0	0	0	0	0	0	0	0
4:15	1	0	0	1	0	0	0	0	0	0	0	0	0	2
4:30	0	0	1	0	0	0	0	0	0	0	0	0	0	1
4:45	0	0	0	0	0	0	0	0	0	0	0	0	0	0
5:00	0	0	0	1	0	0	0	0	0	0	0	0	0	1
5:15	0	0	1	0	0	0	0	0	0	0	0	0	0	1
5:30	1	0	0	1	1	0	0	0	0	0	0	0	0	3
5:45	3	0	0	2	1	0	0	0	0	0	0	0	0	6
6:00	0	0	0	0	0	0	1	0	0	0	0	0	0	1
6:15	0	0	0	1	0	0	0	0	0	0	0	0	0	1
6:30	0	0	0	0	2	0	0	0	0	0	0	0	0	2
6:45	0	0	0	1	1	0	0	0	0	0	0	0	0	2
7:00	1	2	1	2	1	0	0	0	0	0	0	0	0	7
7:15	2	2	1	3	1	1	0	0	0	0	0	0	0	10
7:30	1	0	4	1	1	0	0	0	0	0	0	0	0	7
7:45	2	4	4	4	9	5	0	0	0	0	0	0	0	28
8:00	1	2	5	2	3	1	0	0	0	0	0	0	0	14
8:15	1	0	3	4	7	1	1	0	0	0	0	0	0	17
8:30	0	1	2	2	3	0	0	0	0	0	0	0	0	8
8:45	1	0	4	2	1	0	0	0	0	0	0	0	0	8
9:00	0	1	1	2	2	0	0	0	0	0	0	0	0	6
9:15	0	1	2	3	3	0	0	0	0	0	0	0	0	9
9:30	0	2	0	3	0	0	0	0	0	0	0	0	0	5
9:45	1	1	1	1	4	0	0	0	0	0	0	0	0	8
10:00	0	2	0	3	2	0	0	0	0	0	0	0	0	7
10:15	0	0	1	0	0	0	0	0	0	0	0	0	0	1
10:30	1	0	1	3	2	1	0	0	0	0	0	0	0	8
10:45	2	0	3	0	1	0	0	0	0	0	0	0	0	6
11:00	0	0	3	1	1	1	0	0	0	0	0	0	0	6
11:15	0	2	1	5	2	0	0	0	0	0	0	0	0	10
11:30	1	3	1	2	3	0	0	0	0	0	0	0	0	10
11:45	1	5	5	4	2	1	0	0	0	0	0	0	0	18
12:00 PM	0	0	2	5	3	0	0	0	0	0	0	0	0	10
12:15	0	0	0	3	3	0	0	0	0	0	0	0	0	6
12:30	2	1	5	5	4	0	0	0	0	0	0	0	0	17
12:45	0	0	3	3	2	2	0	0	0	0	0	0	0	10
13:00	0	0	2	6	3	0	0	0	0	0	0	0	0	11
13:15	0	0	2	1	1	2	0	0	0	0	0	0	0	6
13:30	1	0	2	1	1	1	0	0	0	0	0	0	0	6
13:45	0	0	4	2	1	0	1	0	0	0	0	0	0	8
14:00	1	1	2	5	1	1	0	0	0	0	0	0	0	11
14:15	2	3	6	4	0	0	0	0	0	0	0	0	0	15
14:30	0	1	3	4	4	0	0	0	0	0	0	0	0	12
14:45	0	0	0	2	7	0	1	0	0	0	0	0	0	10
15:00	0	3	1	5	3	2	0	0	0	0	0	0	0	14
15:15	0	0	4	4	2	3	0	0	0	0	0	0	0	13
15:30	2	3	2	2	3	0	1	0	0	0	0	0	0	13
15:45	0	2	4	6	5	0	0	0	0	0	0	0	0	17
16:00	3	2	2	3	4	0	1	0	0	0	0	0	0	15
16:15	0	0	4	4	3	1	1	0	0	0	0	0	0	13
16:30	3	0	4	3	1	0	0	0	0	0	0	0	0	11
16:45	1	0	1	3	0	1	0	0	0	0	0	0	0	6
17:00	1	0	1	9	2	1	1	0	0	0	0	0	0	15
17:15	0	1	4	6	1	0	0	0	0	0	0	0	0	12
17:30	0	5	1	7	3	1	0	0	0	0	0	0	0	17
17:45	1	1	4	6	3	0	0	0	0	0	0	0	0	15
18:00	0	1	2	3	0	1	0	0	0	0	0	0	0	7
18:15	2	0	1	10	2	0	0	0	0	0	0	0	0	15
18:30	0	2	2	5	3	0	0	0	0	0	0	0	0	12
18:45	0	3	2	3	0	0	0	0	0	0	0	0	0	8
19:00	1	1	1	2	1	1	0	0	0	0	0	0	0	7
19:15	1	1	4	2	3	0	0	0	0	0	0	0	0	11
19:30	0	1	1	2	0	0	0	0	0	0	0	0	0	4
19:45	0	1	2	0	1	1	0	0	0	0	0	0	0	5
20:00	0	1	3	1	2	0	0	0	0	0	0	0	0	7
20:15	0	2	1	2	1	0	0	0	0	0	0	0	0	6
20:30	1	1	0	0	1	0	0	0	0	0	0	0	0	3
20:45	0	0	2	1	0	0	0	0	0	0	0	0	0	3
21:00	0	0	0	1	1	0	0	0	0	0	0	0	0	2
21:15	1	1	2	1	1	0	0	0	0	0	0	0	0	6
21:30	2	0	0	2	0	0	0	0	0	0	0	0	0	4
21:45	1	0	2	0	1	0	0	0	0	0	0	0	0	4
22:00	0	0	1	0	0	0	0	0	0	0	0	0	0	1
22:15	0	0	0	0	2	0	0	0	0	0	0	0	0	2
22:30	0	0	0	0	0	0	0	0	0	0	0	0	0	0
22:45	0	0	0	1	0	0	0	0	0	0	0	0	0	1
23:00	1	0	1	0	0	0	0	0	0	0	0	0	0	2
23:15	0	0	0	0	0	1	0	0	0	0	0	0	0	1
23:30	0	0	0	1	0	0	0	0	0	0	0	0	0	1
23:45	0	0	1	0	0	0	0	0	0	0	0	0	0	1
Totals	48	66	133	190	134	30	8							614
% of Totals	8%	11%	22%	31%	22%	5%	1%							100%

AM Volumes	21	28	47	54	55	11	2	0	0	0	0	0	0	218
% AM	3%	5%	8%	9%	9%	2%	0%							36%
AM Peak Hour	7:00	11:00	7:30	11:45	7:45	7:15	5:15							7:45
Volume	6	10	16	17	22	7	1							67
PM Volumes	27	38	91	136	79	19	6	0	0	0	0	0	0	396
% PM	4%	6%	15%	22%	13%	3%	1%							64%
PM Peak Hour	16:00	15:00	13:45	17:00	14:30	12:45	15:30							17:00
Volume	7	8	15	28	16	5	3							59

Directional Peak Periods	AM 7-9			NOON 12-2			PM 4-6			Off Peak Volumes		
All Classes	Volume	⟷	%	Volume	⟷	%	Volume	⟷	%	Volume	⟷	%
	99		16%	74		12%	104		17%	337		55%

Street Name	Direction	Percentiles					
		15th	50th	Average	85th	95th	ADT
S Glenwood Pl	Summary	18	26	26	33	36	614

Prepared by National Data & Surveying Services

SPEED

S Glenwood Pl Bet. W Verdugo Ave & W Oak St

Day: Thursday
Date: 1/19/2023

City: Burbank
Project #: CA23_020030_031n

North Bound

Time	< 15	15 - 19	20 - 24	25 - 29	30 - 34	35 - 39	40 - 44	45 - 49	50 - 54	55 - 59	60 - 64	65 - 69	70 +	Total
0:00 AM	0	0	1	0	1	0	0	0	0	0	0	0	0	2
1:00	1	0	1	0	0	0	0	0	0	0	0	0	0	2
2:00	0	0	0	0	0	0	0	0	0	0	0	0	0	0
3:00	0	0	0	0	0	0	0	0	0	0	0	0	0	0
4:00	0	0	1	1	0	0	0	0	0	0	0	0	0	2
5:00	2	0	1	1	1	0	0	0	0	0	0	0	0	5
6:00	0	0	0	1	2	0	0	0	0	0	0	0	0	3
7:00	2	3	4	7	7	4	0	0	0	0	0	0	0	27
8:00	3	2	5	2	5	0	1	0	0	0	0	0	0	18
9:00	0	2	2	3	2	0	0	0	0	0	0	0	0	9
10:00	2	2	3	2	1	0	0	0	0	0	0	0	0	10
11:00	2	4	4	7	5	1	0	0	0	0	0	0	0	23
12:00 PM	2	0	5	6	9	2	0	0	0	0	0	0	0	24
13:00	0	0	5	5	4	3	1	0	0	0	0	0	0	18
14:00	2	2	4	7	4	0	1	0	0	0	0	0	0	20
15:00	2	5	5	6	7	3	0	0	0	0	0	0	0	28
16:00	3	0	6	8	4	0	1	0	0	0	0	0	0	22
17:00	1	3	7	13	7	1	0	0	0	0	0	0	0	32
18:00	1	2	3	13	2	0	0	0	0	0	0	0	0	21
19:00	0	2	4	4	3	2	0	0	0	0	0	0	0	15
20:00	0	2	3	3	2	0	0	0	0	0	0	0	0	10
21:00	2	1	2	2	2	0	0	0	0	0	0	0	0	9
22:00	0	0	1	0	2	0	0	0	0	0	0	0	0	3
23:00	0	0	1	0	0	1	0	0	0	0	0	0	0	2
Totals	25	30	68	91	70	17	4							305
% of Totals	8%	10%	22%	30%	23%	6%	1%							100%

AM Volumes	12	13	22	24	24	5	1	0	0	0	0	0	0	101
% AM	4%	4%	7%	8%	8%	2%	0%							33%
AM Peak Hour	8:00	11:00	8:00	7:00	7:00	7:00	8:00							7:00
Volume	3	4	5	7	7	4	1							27
PM Volumes	13	17	46	67	46	12	3	0	0	0	0	0	0	204
% PM	4%	6%	15%	22%	15%	4%	1%							67%
PM Peak Hour	16:00	15:00	17:00	17:00	12:00	13:00	13:00							17:00
Volume	3	5	7	13	9	3	1							32

Directional Peak Periods	AM 7-9			NOON 12-2			PM 4-6			Off Peak Volumes		
All Speeds	Volume	↔	%	Volume	↔	%	Volume	↔	%	Volume	↔	%
	45		15%	42		14%	54		18%	164		54%

Street Name	Direction	Percentiles					
		15th	50th	Average	85th	95th	ADT
S Glenwood Pl	North Bound	18	27	26	33	37	305
S Glenwood Pl	South Bound	18	26	26	33	36	309

Prepared by National Data & Surveying Services

SPEED

S Glenwood Pl Bet. W Verdugo Ave & W Oak St

Day: Thursday
Date: 1/19/2023

City: Burbank
Project #: CA23_020030_031s

South Bound

Time	< 15	15 - 19	20 - 24	25 - 29	30 - 34	35 - 39	40 - 44	45 - 49	50 - 54	55 - 59	60 - 64	65 - 69	70 +	Total
0:00 AM	0	0	0	0	0	0	0	0	0	0	0	0	0	0
1:00	0	0	0	0	0	0	0	0	0	0	0	0	0	0
2:00	0	0	0	0	0	0	0	0	0	0	0	0	0	0
3:00	0	0	0	0	1	0	0	0	0	0	0	0	0	1
4:00	1	0	0	0	0	0	0	0	0	0	0	0	0	1
5:00	2	0	0	3	1	0	0	0	0	0	0	0	0	6
6:00	0	0	0	1	1	0	1	0	0	0	0	0	0	3
7:00	4	5	6	3	5	2	0	0	0	0	0	0	0	25
8:00	0	1	9	8	9	2	0	0	0	0	0	0	0	29
9:00	1	3	2	6	7	0	0	0	0	0	0	0	0	19
10:00	1	0	2	4	4	1	0	0	0	0	0	0	0	12
11:00	0	6	6	5	3	1	0	0	0	0	0	0	0	21
12:00 PM	0	1	5	10	3	0	0	0	0	0	0	0	0	19
13:00	1	0	5	5	2	0	0	0	0	0	0	0	0	13
14:00	1	3	7	8	8	1	0	0	0	0	0	0	0	28
15:00	0	3	6	11	6	2	1	0	0	0	0	0	0	29
16:00	4	2	5	5	4	2	1	0	0	0	0	0	0	23
17:00	1	4	3	15	2	1	1	0	0	0	0	0	0	27
18:00	1	4	4	8	3	1	0	0	0	0	0	0	0	21
19:00	2	2	4	2	2	0	0	0	0	0	0	0	0	12
20:00	1	2	3	1	2	0	0	0	0	0	0	0	0	9
21:00	2	0	2	2	1	0	0	0	0	0	0	0	0	7
22:00	0	0	0	1	0	0	0	0	0	0	0	0	0	1
23:00	1	0	1	1	0	0	0	0	0	0	0	0	0	3
Totals	23	36	70	99	64	13	4							309
% of Totals	7%	12%	23%	32%	21%	4%	1%							100%

AM Volumes	9	15	25	30	31	6	1	0	0	0	0	0	0	117
% AM	3%	5%	8%	10%	10%	2%	0%							38%
AM Peak Hour	7:00	11:00	8:00	8:00	8:00	7:00	6:00							8:00
Volume	4	6	9	8	9	2	1							29
PM Volumes	14	21	45	69	33	7	3	0	0	0	0	0	0	192
% PM	5%	7%	15%	22%	11%	2%	1%							62%
PM Peak Hour	16:00	17:00	14:00	17:00	14:00	15:00	15:00							15:00
Volume	4	4	7	15	8	2	1							29

Directional Peak Periods	AM 7-9			NOON 12-2			PM 4-6			Off Peak Volumes		
All Speeds	Volume		%	Volume		%	Volume		%	Volume		%
	54	↔	17%	32	↔	10%	50	↔	16%	173	↔	56%

Street Name	Direction	Percentiles					
		15th	50th	Average	85th	95th	ADT
S Glenwood Pl	North Bound	18	27	26	33	37	305
S Glenwood Pl	South Bound	18	26	26	33	36	309

Prepared by National Data & Surveying Services

SPEED

S Glenwood Pl Bet. W Verdugo Ave & W Oak St

Day: Thursday
Date: 1/19/2023

City: Burbank
Project #: CA23_020030_031

Summary

Time	< 15	15 - 19	20 - 24	25 - 29	30 - 34	35 - 39	40 - 44	45 - 49	50 - 54	55 - 59	60 - 64	65 - 69	70 +	Total
0:00 AM	0	0	1	0	1	0	0	0	0	0	0	0	0	2
1:00	1	0	1	0	0	0	0	0	0	0	0	0	0	2
2:00	0	0	0	0	0	0	0	0	0	0	0	0	0	0
3:00	0	0	0	0	1	0	0	0	0	0	0	0	0	1
4:00	1	0	1	1	0	0	0	0	0	0	0	0	0	3
5:00	4	0	1	4	2	0	0	0	0	0	0	0	0	11
6:00	0	0	0	2	3	0	1	0	0	0	0	0	0	6
7:00	6	8	10	10	12	6	0	0	0	0	0	0	0	52
8:00	3	3	14	10	14	2	1	0	0	0	0	0	0	47
9:00	1	5	4	9	9	0	0	0	0	0	0	0	0	28
10:00	3	2	5	6	5	1	0	0	0	0	0	0	0	22
11:00	2	10	10	12	8	2	0	0	0	0	0	0	0	44
12:00 PM	2	1	10	16	12	2	0	0	0	0	0	0	0	43
13:00	1	0	10	10	6	3	1	0	0	0	0	0	0	31
14:00	3	5	11	15	12	1	1	0	0	0	0	0	0	48
15:00	2	8	11	17	13	5	1	0	0	0	0	0	0	57
16:00	7	2	11	13	8	2	2	0	0	0	0	0	0	45
17:00	2	7	10	28	9	2	1	0	0	0	0	0	0	59
18:00	2	6	7	21	5	1	0	0	0	0	0	0	0	42
19:00	2	4	8	6	5	2	0	0	0	0	0	0	0	27
20:00	1	4	6	4	4	0	0	0	0	0	0	0	0	19
21:00	4	1	4	4	3	0	0	0	0	0	0	0	0	16
22:00	0	0	1	1	2	0	0	0	0	0	0	0	0	4
23:00	1	0	2	1	0	1	0	0	0	0	0	0	0	5
Totals	48	66	138	190	134	30	8							614
% of Totals	8%	11%	22%	31%	22%	5%	1%							100%

AM Volumes	21	28	47	54	55	11	2	0	0	0	0	0	0	218
% AM	3%	5%	8%	9%	9%	2%	0%							36%
AM Peak Hour	7:00	11:00	8:00	11:00	8:00	7:00	6:00							7:00
Volume	6	10	14	12	14	6	1							52
PM Volumes	27	38	91	136	79	19	6	0	0	0	0	0	0	396
% PM	4%	6%	15%	22%	13%	3%	1%							64%
PM Peak Hour	16:00	15:00	14:00	17:00	15:00	15:00	16:00							17:00
Volume	7	8	11	28	13	5	2							59

Directional Peak Periods	AM 7-9			NOON 12-2			PM 4-6			Off Peak Volumes		
All Speeds	Volume		%	Volume		%	Volume		%	Volume		%
	99	↔	16%	74	↔	12%	104	↔	17%	337	↔	55%

Street Name	Direction	Percentiles					
		15th	50th	Average	85th	95th	ADT
S Glenwood Pl	Summary	18	26	26	33	36	614

Prepared by NDS/ATD

Prepared by National Data & Surveying Services

VOLUME

S Glenwood Pl Bet. W Verdugo Ave & W Oak St

Day: Thursday
Date: 1/19/2023

City: Burbank
Project #: CA23_020030_031

DAILY TOTALS	NB	SB	EB	WB	Total
	305	309	0	0	614

AM Period	NB		SB		EB	WB	TOTAL		PM Period	NB		SB		EB	WB	TOTAL	
0:00	0		0		0	0			12:00	6		4		0	0	10	
0:15	0		0		0	0			12:15	2		4		0	0	6	
0:30	1		0		0	0	1		12:30	11		6		0	0	17	
0:45	1	2	0		0	0	1	2	12:45	5	24	5	19	0	0	10	43
1:00	1		0		0	0	1		13:00	8		3		0	0	11	
1:15	1		0		0	0	1		13:15	3		3		0	0	6	
1:30	0		0		0	0			13:30	2		4		0	0	6	
1:45	0	2	0		0	0		2	13:45	5	18	3	13	0	0	8	31
2:00	0		0		0	0			14:00	4		7		0	0	11	
2:15	0		0		0	0			14:15	5		10		0	0	15	
2:30	0		0		0	0			14:30	8		4		0	0	12	
2:45	0		0		0	0			14:45	3	20	7	28	0	0	10	48
3:00	0		0		0	0			15:00	6		8		0	0	14	
3:15	0		1		0	0	1		15:15	7		6		0	0	13	
3:30	0		0		0	0			15:30	8		5		0	0	13	
3:45	0		0	1	0	0		1	15:45	7	28	10	29	0	0	17	57
4:00	0		0		0	0			16:00	7		8		0	0	15	
4:15	1		1		0	0	2		16:15	7		6		0	0	13	
4:30	1		0		0	0	1		16:30	5		6		0	0	11	
4:45	0	2	0	1	0	0		3	16:45	3	22	3	23	0	0	6	45
5:00	0		1		0	0	1		17:00	10		5		0	0	15	
5:15	1		0		0	0	1		17:15	5		7		0	0	12	
5:30	2		1		0	0	3		17:30	11		6		0	0	17	
5:45	2	5	4	6	0	0	6	11	17:45	6	32	9	27	0	0	15	59
6:00	0		1		0	0	1		18:00	3		4		0	0	7	
6:15	1		0		0	0	1		18:15	10		5		0	0	15	
6:30	2		0		0	0	2		18:30	7		5		0	0	12	
6:45	0	3	2	3	0	0	2	6	18:45	1	21	7	21	0	0	8	42
7:00	3		4		0	0	7		19:00	3		4		0	0	7	
7:15	5		5		0	0	10		19:15	7		4		0	0	11	
7:30	2		5		0	0	7		19:30	2		2		0	0	4	
7:45	17	27	11	25	0	0	28	52	19:45	3	15	2	12	0	0	5	27
8:00	6		8		0	0	14		20:00	4		3		0	0	7	
8:15	6		11		0	0	17		20:15	3		3		0	0	6	
8:30	4		4		0	0	8		20:30	1		2		0	0	3	
8:45	2	18	6	29	0	0	8	47	20:45	2	10	1	9	0	0	3	19
9:00	1		5		0	0	6		21:00	2		0		0	0	2	
9:15	2		7		0	0	9		21:15	2		4		0	0	6	
9:30	1		4		0	0	5		21:30	1		3		0	0	4	
9:45	5	9	3	19	0	0	8	28	21:45	4	9	0	7	0	0	4	16
10:00	3		4		0	0	7		22:00	1		0		0	0	1	
10:15	1		0		0	0	1		22:15	2		0		0	0	2	
10:30	3		5		0	0	8		22:30	0		0		0	0		
10:45	3	10	3	12	0	0	6	22	22:45	0	3	1	1	0	0	1	4
11:00	3		3		0	0	6		23:00	1		1		0	0	2	
11:15	7		3		0	0	10		23:15	1		0		0	0	1	
11:30	6		4		0	0	10		23:30	0		1		0	0	1	
11:45	7	23	11	21	0	0	18	44	23:45	0	2	1	3	0	0	1	5
TOTALS		101		117				218	TOTALS		204		192				396
SPLIT %		46.3%		53.7%				35.5%	SPLIT %		51.5%		48.5%				64.5%

DAILY TOTALS	NB	SB	EB	WB	Total
	305	309	0	0	614

AM Peak Hour	7:45	7:30			7:45	PM Peak Hour	17:00	15:45			17:00
AM Pk Volume	33	35			67	PM Pk Volume	32	30			59
Pk Hr Factor	0.485	0.795			0.598	Pk Hr Factor	0.727	0.750			0.868
7 - 9 Volume	45	54	0	0	99	4 - 6 Volume	54	50	0	0	104
7 - 9 Peak Hour	7:45	7:30			7:45	4 - 6 Peak Hour	17:00	17:00			17:00
7 - 9 Pk Volume	33	35	0	0	67	4 - 6 Pk Volume	32	27	0	0	59
Pk Hr Factor	0.485	0.795	0.000	0.000	0.598	Pk Hr Factor	0.727	0.750	0.000	0.000	0.868

Prepared by NDS/ATD

Project #: CA23_020030_031 **City:** Burbank

Location: S Glenwood Pl Bet. W Verdugo Ave & W Oak **Date:** 1/19/2023

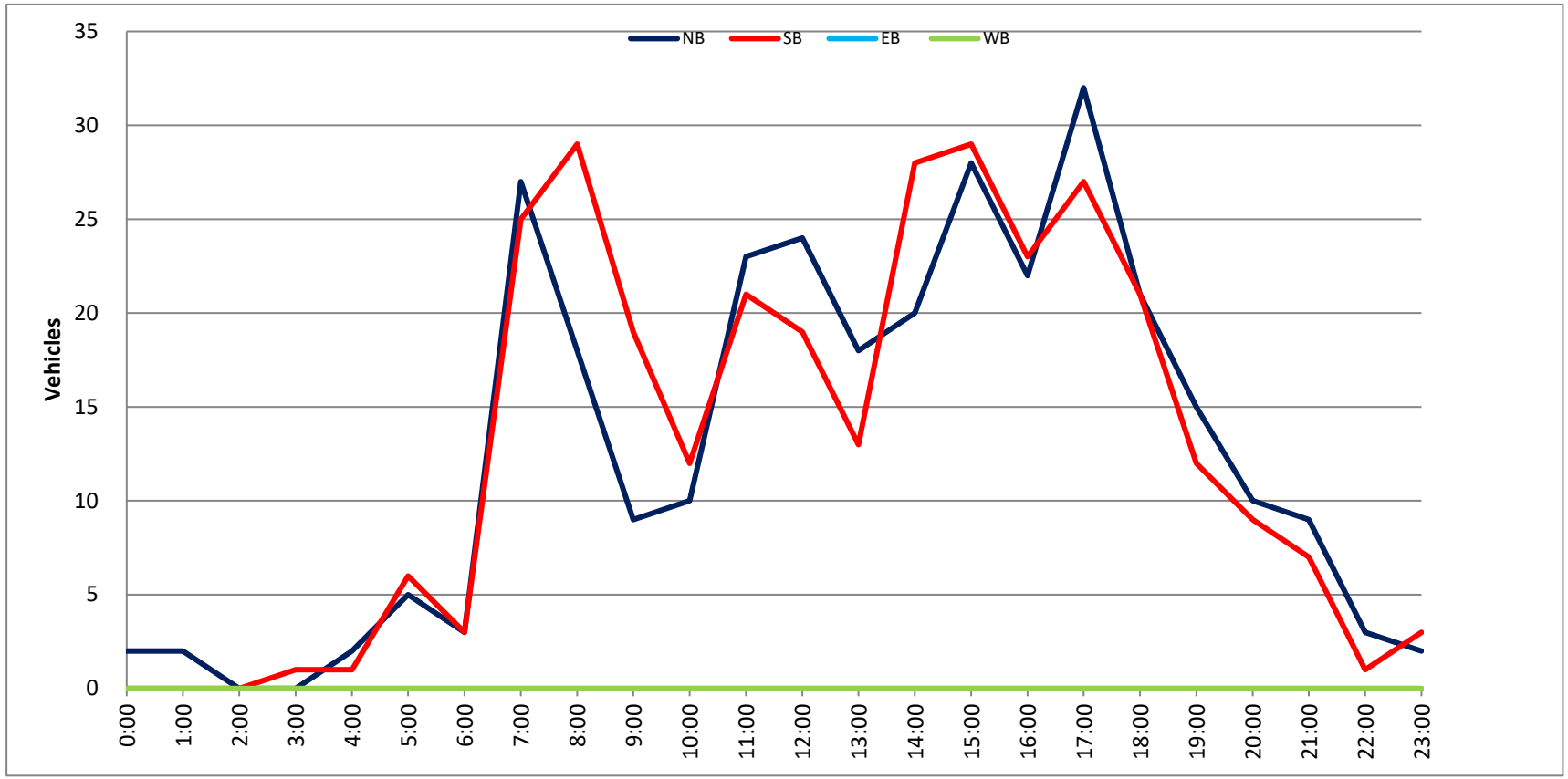

Prepared by National Data & Surveying Services

SPEED

W Oak St Bet. S Lamer St & S Parish Pl

Day: Tuesday
Date: 1/17/2023

City: Burbank
Project #: CA23_020030_013e

East Bound

Time	< 15	15 - 19	20 - 24	25 - 29	30 - 34	35 - 39	40 - 44	45 - 49	50 - 54	55 - 59	60 - 64	65 - 69	70 +	Total
0:00 AM	0	0	0	0	0	0	0	0	0	0	0	0	0	0
0:15	0	0	1	0	0	0	0	0	0	0	0	0	0	1
0:30	0	0	0	0	0	0	0	0	0	0	0	0	0	0
0:45	0	0	0	0	0	0	0	0	0	0	0	0	0	0
1:00	0	0	0	0	0	0	0	0	0	0	0	0	0	0
1:15	0	0	0	0	0	0	0	0	0	0	0	0	0	0
1:30	0	0	0	0	0	0	0	0	0	0	0	0	0	0
1:45	0	0	0	0	0	0	0	0	0	0	0	0	0	0
2:00	0	0	1	0	0	0	0	0	0	0	0	0	0	1
2:15	0	0	0	0	0	0	0	0	0	0	0	0	0	0
2:30	0	0	0	0	0	0	0	0	0	0	0	0	0	0
2:45	0	0	0	0	0	0	0	0	0	0	0	0	0	0
3:00	0	0	0	0	0	0	0	0	0	0	0	0	0	0
3:15	0	0	0	0	0	0	0	0	0	0	0	0	0	0
3:30	0	0	1	0	0	0	0	0	0	0	0	0	0	1
3:45	0	0	0	0	0	0	0	0	0	0	0	0	0	0
4:00	0	0	0	0	0	0	0	0	0	0	0	0	0	0
4:15	0	0	0	0	0	0	0	0	0	0	0	0	0	0
4:30	0	0	0	0	0	0	0	0	0	0	0	0	0	0
4:45	0	1	0	0	0	0	0	0	0	0	0	0	0	1
5:00	0	0	1	0	0	0	0	0	0	0	0	0	0	1
5:15	0	0	0	0	0	0	0	0	0	0	0	0	0	0
5:30	0	0	0	0	0	0	0	0	0	0	0	0	0	0
5:45	1	0	0	0	0	0	0	0	0	0	0	0	0	1
6:00	0	0	0	0	0	0	0	0	0	0	0	0	0	0
6:15	0	0	0	0	0	0	0	0	0	0	0	0	0	0
6:30	0	1	0	0	0	0	0	0	0	0	0	0	0	1
6:45	0	1	2	0	1	0	0	0	0	0	0	0	0	4
7:00	0	0	1	0	0	0	0	0	0	0	0	0	0	1
7:15	0	1	0	0	0	0	0	0	0	0	0	0	0	1
7:30	1	3	8	2	0	0	0	0	0	0	0	0	0	14
7:45	1	11	30	8	1	0	0	0	0	0	0	0	0	51
8:00	0	4	10	4	0	0	0	0	0	0	0	0	0	18
8:15	0	0	3	0	0	0	0	0	0	0	0	0	0	3
8:30	0	2	6	5	0	0	0	0	0	0	0	0	0	13
8:45	1	2	4	0	1	0	0	0	0	0	0	0	0	8
9:00	0	2	5	0	0	0	0	0	0	0	0	0	0	7
9:15	0	2	1	0	0	0	0	0	0	0	0	0	0	3
9:30	0	4	3	0	0	0	0	0	0	0	0	0	0	7
9:45	0	3	6	1	0	0	0	0	0	0	0	0	0	10
10:00	1	3	2	1	0	0	0	0	0	0	0	0	0	7
10:15	1	2	0	4	0	0	0	0	0	0	0	0	0	7
10:30	0	3	5	0	0	0	0	0	0	0	0	0	0	8
10:45	0	0	5	2	0	0	0	0	0	0	0	0	0	7
11:00	0	1	4	1	0	0	0	0	0	0	0	0	0	6
11:15	0	0	2	2	0	0	0	0	0	0	0	0	0	4
11:30	0	2	2	1	0	0	0	0	0	0	0	0	0	5
11:45	0	4	1	2	0	0	0	0	0	0	0	0	0	7
12:00 PM	1	3	4	1	0	0	0	0	0	0	0	0	0	9
12:15	0	4	4	1	0	0	0	0	0	0	0	0	0	9
12:30	0	2	6	1	0	0	0	0	0	0	0	0	0	9
12:45	0	4	3	0	0	0	0	0	0	0	0	0	0	7
13:00	1	1	2	0	0	0	0	0	0	0	0	0	0	4
13:15	1	6	5	2	0	0	0	0	0	0	0	0	0	14
13:30	1	5	3	1	0	0	0	0	0	0	0	0	0	10
13:45	1	9	10	1	1	0	0	0	0	0	0	0	0	22
14:00	1	6	11	2	1	0	0	0	0	0	0	0	0	21
14:15	1	11	16	2	0	0	0	0	0	0	0	0	0	30
14:30	4	3	10	3	0	0	0	0	0	0	0	0	0	20
14:45	0	6	6	1	0	0	0	0	0	0	0	0	0	13
15:00	0	6	2	1	0	0	0	0	0	0	0	0	0	9
15:15	0	2	5	2	0	0	0	0	0	0	0	0	0	9
15:30	2	2	9	4	0	0	0	0	0	0	0	0	0	17
15:45	1	3	4	1	0	0	0	0	0	0	0	0	0	9
16:00	0	2	3	1	0	0	0	0	0	0	0	0	0	6
16:15	1	2	8	0	2	0	0	0	0	0	0	0	0	13
16:30	0	3	7	3	0	0	0	0	0	0	0	0	0	13
16:45	0	4	5	1	0	0	0	0	0	0	0	0	0	10
17:00	0	5	6	0	0	0	0	0	0	0	0	0	0	11
17:15	2	6	4	1	0	0	0	0	0	0	0	0	0	13
17:30	0	3	5	1	0	0	0	0	0	0	0	0	0	9
17:45	0	2	3	1	0	0	0	0	0	0	0	0	0	6
18:00	0	1	3	2	0	0	0	0	0	0	0	0	0	6
18:15	0	3	2	1	0	0	0	0	0	0	0	0	0	6
18:30	0	2	4	2	0	0	0	0	0	0	0	0	0	8
18:45	0	1	2	3	0	0	0	0	0	0	0	0	0	6
19:00	0	3	3	2	0	0	0	0	0	0	0	0	0	8
19:15	0	2	3	0	0	0	0	0	0	0	0	0	0	5
19:30	0	3	2	1	0	0	0	0	0	0	0	0	0	6
19:45	0	1	5	0	0	0	0	0	0	0	0	0	0	6
20:00	0	2	0	0	0	0	0	0	0	0	0	0	0	2
20:15	0	0	1	1	0	0	0	0	0	0	0	0	0	2
20:30	0	0	2	0	0	0	0	0	0	0	0	0	0	2
20:45	0	4	2	2	0	0	0	0	0	0	0	0	0	8
21:00	0	1	2	0	0	0	0	0	0	0	0	0	0	3
21:15	0	0	1	0	0	0	0	0	0	0	0	0	0	1
21:30	0	0	0	0	0	0	0	0	0	0	0	0	0	0
21:45	0	0	1	1	0	0	0	0	0	0	0	0	0	2
22:00	0	1	0	0	0	0	0	0	0	0	0	0	0	1
22:15	1	0	0	0	0	0	0	0	0	0	0	0	0	1
22:30	0	1	0	0	0	0	0	0	0	0	0	0	0	1
22:45	0	0	0	0	0	0	0	0	0	0	0	0	0	0
23:00	0	1	2	1	0	0	0	0	0	0	0	0	0	4
23:15	0	1	1	0	0	0	0	0	0	0	0	0	0	2
23:30	0	0	1	0	0	0	0	0	0	0	0	0	0	1
23:45	0	0	0	0	0	0	0	0	0	0	0	0	0	0
Totals	24	179	282	80	7									572
% of Totals	4%	31%	49%	14%	1%									100%

AM Volumes	6	52	104	33	3	0	0	0	0	0	0	0	0	198
% AM	1%	9%	18%	6%	1%									35%
AM Peak Hour	7:00	7:15	7:30	7:45	6:00									7:30
Volume	2	19	51	17	1									86
PM Volumes	18	127	178	47	4	0	0	0	0	0	0	0	0	374
% PM	3%	22%	31%	8%	1%									65%
PM Peak Hour	13:45	13:30	13:45	13:45	13:15									13:45
Volume	7	31	47	8	2									93

Directional Peak Periods	AM 7-9			NOON 12-2			PM 4-6			Off Peak Volumes		
All Classes	Volume	⟷	%	Volume	⟷	%	Volume	⟷	%	Volume	⟷	%
	109		19%	84		15%	81		14%	298		52%

Street Name	Direction	Percentiles					
		15th	50th	Average	85th	95th	ADT
W Oak St	East Bound	17	21	21	25	29	572
W Oak St	West Bound	20	24	24	29	32	567

Prepared by National Data & Surveying Services

SPEED

W Oak St Bet. S Lamer St & S Parish Pl

Day: Tuesday
Date: 1/17/2023

City: Burbank
Project #: CA23_020030_013w

West Bound

Time	< 15	15 - 19	20 - 24	25 - 29	30 - 34	35 - 39	40 - 44	45 - 49	50 - 54	55 - 59	60 - 64	65 - 69	70 +	Total
0:00 AM	0	0	0	0	0	0	0	0	0	0	0	0	0	0
0:15	0	0	0	0	0	0	0	0	0	0	0	0	0	0
0:30	0	0	0	0	0	0	0	0	0	0	0	0	0	0
0:45	0	0	0	0	0	0	0	0	0	0	0	0	0	0
1:00	0	0	0	0	0	0	0	0	0	0	0	0	0	0
1:15	0	0	0	0	0	0	0	0	0	0	0	0	0	0
1:30	0	0	0	0	0	0	0	0	0	0	0	0	0	0
1:45	0	0	0	0	0	0	0	0	0	0	0	0	0	0
2:00	0	0	0	0	0	0	0	0	0	0	0	0	0	0
2:15	0	0	0	0	0	0	0	0	0	0	0	0	0	0
2:30	0	0	0	0	0	0	0	0	0	0	0	0	0	0
2:45	0	0	0	0	0	0	0	0	0	0	0	0	0	0
3:00	0	0	0	0	0	0	0	0	0	0	0	0	0	0
3:15	0	0	0	0	0	0	0	0	0	0	0	0	0	0
3:30	0	0	0	0	0	0	0	0	0	0	0	0	0	0
3:45	0	0	0	0	0	0	0	0	0	0	0	0	0	0
4:00	0	0	0	0	0	0	0	0	0	0	0	0	0	0
4:15	0	0	0	0	0	0	0	0	0	0	0	0	0	0
4:30	0	0	0	0	0	0	0	0	0	0	0	0	0	0
4:45	0	0	0	0	0	0	0	0	0	0	0	0	0	0
5:00	0	0	0	0	0	0	0	0	0	0	0	0	0	0
5:15	0	0	0	0	0	0	0	0	0	0	0	0	0	0
5:30	0	0	0	0	0	0	0	0	0	0	0	0	0	0
5:45	0	0	2	0	0	0	0	0	0	0	0	0	0	2
6:00	0	0	2	0	0	0	0	0	0	0	0	0	0	2
6:15	0	0	0	1	0	0	0	0	0	0	0	0	0	1
6:30	0	1	0	0	0	0	0	0	0	0	0	0	0	1
6:45	0	1	1	0	0	0	0	0	0	0	0	0	0	2
7:00	0	0	3	4	0	0	0	0	0	0	0	0	0	7
7:15	0	0	1	1	0	0	0	0	0	0	0	0	0	2
7:30	1	3	5	4	1	0	0	0	0	0	0	0	0	14
7:45	0	1	11	10	4	0	0	0	0	0	0	0	0	26
8:00	1	2	14	18	2	0	0	0	0	0	0	0	0	37
8:15	1	1	9	5	1	1	0	0	0	0	0	0	0	18
8:30	0	0	4	3	0	0	0	0	0	0	0	0	0	7
8:45	0	0	5	1	1	0	0	0	0	0	0	0	0	7
9:00	0	0	6	1	0	0	0	0	0	0	0	0	0	7
9:15	0	0	2	5	1	0	0	0	0	0	0	0	0	8
9:30	0	0	3	3	0	0	0	0	0	0	0	0	0	6
9:45	1	0	4	0	1	0	0	0	0	0	0	0	0	6
10:00	0	0	1	2	0	0	0	0	0	0	0	0	0	3
10:15	0	1	3	2	1	0	0	0	0	0	0	0	0	7
10:30	0	4	0	1	0	0	0	0	0	0	0	0	0	5
10:45	0	1	6	3	0	0	0	0	0	0	0	0	0	10
11:00	0	0	3	5	0	0	0	0	0	0	0	0	0	8
11:15	1	1	7	0	0	1	0	0	0	0	0	0	0	10
11:30	0	1	1	0	1	0	0	0	0	0	0	0	0	3
11:45	0	0	0	2	0	0	0	0	0	0	0	0	0	2
12:00 PM	0	0	1	3	2	0	0	0	0	0	0	0	0	6
12:15	0	1	5	1	2	0	0	0	0	0	0	0	0	9
12:30	0	2	6	1	3	0	0	0	0	0	0	0	0	12
12:45	0	1	1	1	0	0	0	0	0	0	0	0	0	3
13:00	0	0	6	2	1	0	0	0	0	0	0	0	0	9
13:15	0	3	7	4	0	1	0	0	0	0	0	0	0	15
13:30	1	2	5	4	0	0	0	0	0	0	0	0	0	12
13:45	3	0	6	1	0	0	0	0	0	0	0	0	0	10
14:00	0	0	9	3	1	0	0	0	0	0	0	0	0	13
14:15	0	1	2	7	2	1	0	0	0	0	0	0	0	13
14:30	1	8	26	6	1	0	0	0	0	0	0	0	0	42
14:45	1	2	14	3	1	1	0	0	0	0	0	0	0	22
15:00	0	2	8	5	1	0	0	0	0	0	0	0	0	16
15:15	0	3	6	4	1	0	0	0	0	0	0	0	0	14
15:30	0	0	1	6	2	2	0	0	0	0	0	0	0	11
15:45	1	4	4	1	2	0	0	0	0	0	0	0	0	12
16:00	0	3	2	2	2	0	0	0	0	0	0	0	0	9
16:15	1	0	3	2	2	0	0	0	0	0	0	0	0	8
16:30	0	0	4	2	0	0	0	0	0	0	0	0	0	6
16:45	0	1	1	1	0	0	0	0	0	0	0	0	0	3
17:00	1	3	8	4	0	0	0	0	0	0	0	0	0	16
17:15	0	2	6	2	0	0	0	0	0	0	0	0	0	10
17:30	0	0	7	1	0	0	0	0	0	0	0	0	0	8
17:45	1	1	3	3	1	0	0	0	0	0	0	0	0	9
18:00	0	0	1	2	0	0	0	0	0	0	0	0	0	3
18:15	0	1	1	4	0	0	0	0	0	0	0	0	0	6
18:30	0	2	3	2	0	0	0	0	0	0	0	0	0	7
18:45	0	2	3	5	0	0	0	0	0	0	0	0	0	10
19:00	0	2	1	0	0	0	0	0	0	0	0	0	0	3
19:15	0	0	5	2	0	0	0	0	0	0	0	0	0	7
19:30	0	0	4	3	0	0	0	0	0	0	0	0	0	7
19:45	0	0	2	0	1	0	0	0	0	0	0	0	0	3
20:00	0	1	2	0	1	0	0	0	0	0	0	0	0	4
20:15	0	2	0	1	0	0	0	0	0	0	0	0	0	3
20:30	0	1	0	1	0	0	0	0	0	0	0	0	0	2
20:45	0	0	1	1	0	0	0	0	0	0	0	0	0	2
21:00	0	0	0	2	0	0	0	0	0	0	0	0	0	2
21:15	1	0	0	0	0	0	0	0	0	0	0	0	0	1
21:30	0	1	1	0	0	0	0	0	0	0	0	0	0	2
21:45	0	1	2	1	0	0	0	0	0	0	0	0	0	4
22:00	0	0	1	1	0	0	0	0	0	0	0	0	0	2
22:15	1	0	1	0	0	0	0	0	0	0	0	0	0	2
22:30	1	0	0	1	0	0	0	0	0	0	0	0	0	2
22:45	0	0	0	0	0	0	0	0	0	0	0	0	0	0
23:00	0	0	0	0	0	0	0	0	0	0	0	0	0	0
23:15	0	0	1	1	0	1	0	0	0	0	0	0	0	3
23:30	0	0	0	2	0	0	0	0	0	0	0	0	0	2
23:45	0	0	1	0	0	0	0	0	0	0	0	0	0	1
Totals	18	69	264	169	39	8								567
% of Totals	3%	12%	47%	30%	7%	1%								100%

AM Volumes	5	17	93	71	13	2	0	0	0	0	0	0	0	201
% AM	1%	3%	16%	13%	2%	0%								35%
AM Peak Hour	7:30	7:30	7:30	7:30	7:30	7:30								7:30
Volume	3	7	39	37	8	1								95
PM Volumes	13	52	171	98	26	6	0	0	0	0	0	0	0	366
% PM	2%	9%	30%	17%	5%	1%								65%
PM Peak Hour	13:00	14:30	14:30	14:15	15:30	14:45								14:30
Volume	4	15	54	21	8	3								94

Directional Peak Periods	AM 7-9			NOON 12-2			PM 4-6			Off Peak Volumes		
All Classes	Volume	⟷	%	Volume	⟷	%	Volume	⟷	%	Volume	⟷	%
	118		21%	76		13%	69		12%	304		54%

Street Name	Direction	Percentiles					
		15th	50th	Average	85th	95th	ADT
W Oak St	East Bound	17	21	21	25	29	572
W Oak St	West Bound	20	24	24	29	32	567

Prepared by National Data & Surveying Services

SPEED

W Oak St Bet. S Lamer St & S Parish Pl

Day: Tuesday
Date: 1/17/2023

City: Burbank
Project #: CA23_020030_013

Summary

Time	< 15	15 - 19	20 - 24	25 - 29	30 - 34	35 - 39	40 - 44	45 - 49	50 - 54	55 - 59	60 - 64	65 - 69	70 +	Total
0:00 AM	0	0	0	0	0	0	0	0	0	0	0	0	0	0
0:15	0	0	1	0	0	0	0	0	0	0	0	0	0	1
0:30	0	0	0	0	0	0	0	0	0	0	0	0	0	0
0:45	0	0	0	0	0	0	0	0	0	0	0	0	0	0
1:00	0	0	0	0	0	0	0	0	0	0	0	0	0	0
1:15	0	0	0	0	0	0	0	0	0	0	0	0	0	0
1:30	0	0	0	0	0	0	0	0	0	0	0	0	0	0
1:45	0	0	0	0	0	0	0	0	0	0	0	0	0	0
2:00	0	0	1	0	0	0	0	0	0	0	0	0	0	1
2:15	0	0	0	0	0	0	0	0	0	0	0	0	0	0
2:30	0	0	0	0	0	0	0	0	0	0	0	0	0	0
2:45	0	0	0	0	0	0	0	0	0	0	0	0	0	0
3:00	0	0	0	0	0	0	0	0	0	0	0	0	0	0
3:15	0	0	0	0	0	0	0	0	0	0	0	0	0	0
3:30	0	0	1	0	0	0	0	0	0	0	0	0	0	1
3:45	0	0	0	0	0	0	0	0	0	0	0	0	0	0
4:00	0	0	0	0	0	0	0	0	0	0	0	0	0	0
4:15	0	0	0	0	0	0	0	0	0	0	0	0	0	0
4:30	0	0	0	0	0	0	0	0	0	0	0	0	0	0
4:45	0	1	0	0	0	0	0	0	0	0	0	0	0	1
5:00	0	0	1	0	0	0	0	0	0	0	0	0	0	1
5:15	0	0	0	0	0	0	0	0	0	0	0	0	0	0
5:30	0	0	0	0	0	0	0	0	0	0	0	0	0	0
5:45	1	0	2	0	0	0	0	0	0	0	0	0	0	3
6:00	0	0	2	0	0	0	0	0	0	0	0	0	0	2
6:15	0	0	0	1	0	0	0	0	0	0	0	0	0	1
6:30	0	2	0	0	0	0	0	0	0	0	0	0	0	2
6:45	0	2	3	0	1	0	0	0	0	0	0	0	0	6
7:00	0	0	4	4	0	0	0	0	0	0	0	0	0	8
7:15	0	1	1	1	0	0	0	0	0	0	0	0	0	3
7:30	2	6	13	6	1	0	0	0	0	0	0	0	0	28
7:45	1	12	41	18	5	0	0	0	0	0	0	0	0	77
8:00	1	6	24	22	2	0	0	0	0	0	0	0	0	55
8:15	1	1	12	5	1	1	0	0	0	0	0	0	0	21
8:30	0	2	10	8	0	0	0	0	0	0	0	0	0	20
8:45	1	2	9	1	2	0	0	0	0	0	0	0	0	15
9:00	0	2	11	1	0	0	0	0	0	0	0	0	0	14
9:15	0	2	3	5	1	0	0	0	0	0	0	0	0	11
9:30	0	4	6	3	0	0	0	0	0	0	0	0	0	13
9:45	1	3	10	1	1	0	0	0	0	0	0	0	0	16
10:00	1	3	3	3	0	0	0	0	0	0	0	0	0	10
10:15	1	3	3	6	1	0	0	0	0	0	0	0	0	14
10:30	0	7	5	1	0	0	0	0	0	0	0	0	0	13
10:45	0	1	11	5	0	0	0	0	0	0	0	0	0	17
11:00	0	1	7	6	0	0	0	0	0	0	0	0	0	14
11:15	1	1	9	2	0	1	0	0	0	0	0	0	0	14
11:30	0	3	3	1	1	0	0	0	0	0	0	0	0	8
11:45	0	4	1	4	0	0	0	0	0	0	0	0	0	9
12:00 PM	1	3	5	4	2	0	0	0	0	0	0	0	0	15
12:15	0	5	9	2	2	0	0	0	0	0	0	0	0	18
12:30	0	4	12	2	3	0	0	0	0	0	0	0	0	21
12:45	0	5	4	1	0	0	0	0	0	0	0	0	0	10
13:00	1	1	8	2	1	0	0	0	0	0	0	0	0	13
13:15	1	9	12	6	0	1	0	0	0	0	0	0	0	29
13:30	2	7	8	5	0	0	0	0	0	0	0	0	0	22
13:45	4	9	16	2	1	0	0	0	0	0	0	0	0	32
14:00	1	6	20	5	2	0	0	0	0	0	0	0	0	34
14:15	1	12	18	9	2	1	0	0	0	0	0	0	0	43
14:30	5	11	36	9	1	0	0	0	0	0	0	0	0	62
14:45	1	8	20	4	1	1	0	0	0	0	0	0	0	35
15:00	0	8	10	6	1	0	0	0	0	0	0	0	0	25
15:15	0	5	11	6	1	0	0	0	0	0	0	0	0	23
15:30	2	2	10	10	2	2	0	0	0	0	0	0	0	28
15:45	2	7	8	2	2	0	0	0	0	0	0	0	0	21
16:00	0	5	5	3	2	0	0	0	0	0	0	0	0	15
16:15	2	2	11	2	4	0	0	0	0	0	0	0	0	21
16:30	0	3	11	5	0	0	0	0	0	0	0	0	0	19
16:45	0	5	6	2	0	0	0	0	0	0	0	0	0	13
17:00	1	8	14	4	0	0	0	0	0	0	0	0	0	27
17:15	2	8	10	3	0	0	0	0	0	0	0	0	0	23
17:30	0	3	12	2	0	0	0	0	0	0	0	0	0	17
17:45	1	3	6	4	1	0	0	0	0	0	0	0	0	15
18:00	0	1	4	4	0	0	0	0	0	0	0	0	0	9
18:15	0	4	3	5	0	0	0	0	0	0	0	0	0	12
18:30	0	4	7	4	0	0	0	0	0	0	0	0	0	15
18:45	0	3	5	8	0	0	0	0	0	0	0	0	0	16
19:00	0	5	4	2	0	0	0	0	0	0	0	0	0	11
19:15	0	2	8	2	0	0	0	0	0	0	0	0	0	12
19:30	0	3	6	4	0	0	0	0	0	0	0	0	0	13
19:45	0	1	7	0	1	0	0	0	0	0	0	0	0	9
20:00	0	3	2	0	1	0	0	0	0	0	0	0	0	6
20:15	0	2	1	2	0	0	0	0	0	0	0	0	0	5
20:30	0	1	2	1	0	0	0	0	0	0	0	0	0	4
20:45	0	4	3	3	0	0	0	0	0	0	0	0	0	10
21:00	0	1	2	2	0	0	0	0	0	0	0	0	0	5
21:15	1	0	1	0	0	0	0	0	0	0	0	0	0	2
21:30	0	1	1	0	0	0	0	0	0	0	0	0	0	2
21:45	0	1	3	2	0	0	0	0	0	0	0	0	0	6
22:00	0	1	1	1	0	0	0	0	0	0	0	0	0	3
22:15	2	0	1	0	0	0	0	0	0	0	0	0	0	3
22:30	1	1	0	1	0	0	0	0	0	0	0	0	0	3
22:45	0	0	0	0	0	0	0	0	0	0	0	0	0	0
23:00	0	1	2	1	0	0	0	0	0	0	0	0	0	4
23:15	0	1	2	1	0	1	0	0	0	0	0	0	0	5
23:30	0	0	1	2	0	0	0	0	0	0	0	0	0	3
23:45	0	0	1	0	0	0	0	0	0	0	0	0	0	1
Totals	42	248	546	249	46	8								1139
% of Totals	4%	22%	48%	22%	4%	1%								100%

AM Volumes	11	69	197	104	16	2	0	0	0	0	0	0	0	399
% AM	1%	6%	17%	9%	1%	0%								35%
AM Peak Hour	7:30	7:15	7:30	7:45	7:30	7:30								7:30
Volume	5	25	90	53	9	1								181
PM Volumes	31	179	349	145	30	6	0	0	0	0	0	0	0	740
% PM	3%	16%	31%	13%	3%	1%								65%
PM Peak Hour	13:45	14:15	14:00	14:15	15:30	14:45								14:00
Volume	11	39	94	28	10	3								174

Directional Peak Periods	AM 7-9			NOON 12-2			PM 4-6			Off Peak Volumes		
All Classes	Volume	↔	%	Volume	↔	%	Volume	↔	%	Volume	↔	%
	227	↔	20%	160	↔	14%	150	↔	13%	602	↔	53%

Street Name	Direction	Percentiles					
		15th	50th	Average	85th	95th	ADT
W Oak St	Summary	18	23	23	28	30	1139

Prepared by National Data & Surveying Services

SPEED

W Oak St Bet. S Lamer St & S Parish Pl

Day: Tuesday
Date: 1/17/2023

City: Burbank
Project #: CA23_020030_013e

East Bound

Time	< 15	15 - 19	20 - 24	25 - 29	30 - 34	35 - 39	40 - 44	45 - 49	50 - 54	55 - 59	60 - 64	65 - 69	70 +	Total
0:00 AM	0	0	1	0	0	0	0	0	0	0	0	0	0	1
1:00	0	0	0	0	0	0	0	0	0	0	0	0	0	0
2:00	0	0	1	0	0	0	0	0	0	0	0	0	0	1
3:00	0	0	1	0	0	0	0	0	0	0	0	0	0	1
4:00	0	1	0	0	0	0	0	0	0	0	0	0	0	1
5:00	1	0	1	0	0	0	0	0	0	0	0	0	0	2
6:00	0	2	2	0	1	0	0	0	0	0	0	0	0	5
7:00	2	15	39	10	1	0	0	0	0	0	0	0	0	67
8:00	1	8	23	9	1	0	0	0	0	0	0	0	0	42
9:00	0	11	15	1	0	0	0	0	0	0	0	0	0	27
10:00	2	8	12	7	0	0	0	0	0	0	0	0	0	29
11:00	0	7	9	6	0	0	0	0	0	0	0	0	0	22
12:00 PM	1	13	17	3	0	0	0	0	0	0	0	0	0	34
13:00	4	21	20	4	1	0	0	0	0	0	0	0	0	50
14:00	6	26	43	8	1	0	0	0	0	0	0	0	0	84
15:00	3	13	20	8	0	0	0	0	0	0	0	0	0	44
16:00	1	11	23	5	2	0	0	0	0	0	0	0	0	42
17:00	2	16	18	3	0	0	0	0	0	0	0	0	0	39
18:00	0	7	11	8	0	0	0	0	0	0	0	0	0	26
19:00	0	9	13	3	0	0	0	0	0	0	0	0	0	25
20:00	0	6	5	3	0	0	0	0	0	0	0	0	0	14
21:00	0	1	4	1	0	0	0	0	0	0	0	0	0	6
22:00	1	2	0	0	0	0	0	0	0	0	0	0	0	3
23:00	0	2	4	1	0	0	0	0	0	0	0	0	0	7
Totals	24	179	282	80	7									572
% of Totals	4%	31%	49%	14%	1%									100%

AM Volumes	6	52	104	33	3	0	0	0	0	0	0	0	0	198
% AM	1%	9%	18%	6%	1%									35%
AM Peak Hour	7:00	7:00	7:00	7:00	6:00									7:00
Volume	2	15	39	10	1									67
PM Volumes	18	127	178	47	4	0	0	0	0	0	0	0	0	374
% PM	3%	22%	31%	8%	1%									65%
PM Peak Hour	14:00	14:00	14:00	14:00	16:00									14:00
Volume	6	26	43	8	2									84

Directional Peak Periods	AM 7-9			NOON 12-2			PM 4-6			Off Peak Volumes		
All Speeds	Volume	↔	%	Volume	↔	%	Volume	↔	%	Volume	↔	%
	109	↔	19%	84	↔	15%	81	↔	14%	298	↔	52%

Street Name	Direction	Percentiles					
		15th	50th	Average	85th	95th	ADT
W Oak St	East Bound	17	21	21	25	29	572
W Oak St	West Bound	20	24	24	29	32	567

Prepared by National Data & Surveying Services

SPEED

W Oak St Bet. S Lamer St & S Parish Pl

Day: Tuesday
Date: 1/17/2023

City: Burbank
Project #: CA23_020030_013w

West Bound

Time	< 15	15 - 19	20 - 24	25 - 29	30 - 34	35 - 39	40 - 44	45 - 49	50 - 54	55 - 59	60 - 64	65 - 69	70 +	Total
0:00 AM	0	0	0	0	0	0	0	0	0	0	0	0	0	**0**
1:00	0	0	0	0	0	0	0	0	0	0	0	0	0	**0**
2:00	0	0	0	0	0	0	0	0	0	0	0	0	0	**0**
3:00	0	0	0	0	0	0	0	0	0	0	0	0	0	**0**
4:00	0	0	0	0	0	0	0	0	0	0	0	0	0	**0**
5:00	0	0	2	0	0	0	0	0	0	0	0	0	0	**2**
6:00	0	2	3	1	0	0	0	0	0	0	0	0	0	**6**
7:00	1	4	20	19	5	0	0	0	0	0	0	0	0	**49**
8:00	2	3	32	27	4	1	0	0	0	0	0	0	0	**69**
9:00	1	0	15	9	2	0	0	0	0	0	0	0	0	**27**
10:00	0	6	10	8	1	0	0	0	0	0	0	0	0	**25**
11:00	1	2	11	7	1	1	0	0	0	0	0	0	0	**23**
12:00 PM	0	4	13	6	7	0	0	0	0	0	0	0	0	**30**
13:00	4	5	24	11	1	1	0	0	0	0	0	0	0	**46**
14:00	2	11	51	19	5	2	0	0	0	0	0	0	0	**90**
15:00	1	9	19	16	6	2	0	0	0	0	0	0	0	**53**
16:00	1	4	10	7	4	0	0	0	0	0	0	0	0	**26**
17:00	2	6	24	10	1	0	0	0	0	0	0	0	0	**43**
18:00	0	5	8	13	0	0	0	0	0	0	0	0	0	**26**
19:00	0	2	12	5	1	0	0	0	0	0	0	0	0	**20**
20:00	0	4	3	3	1	0	0	0	0	0	0	0	0	**11**
21:00	1	2	3	3	0	0	0	0	0	0	0	0	0	**9**
22:00	2	0	2	2	0	0	0	0	0	0	0	0	0	**6**
23:00	0	0	2	3	0	1	0	0	0	0	0	0	0	**6**
Totals	18	69	264	169	39	8								567
% of Totals	3%	12%	47%	30%	7%	1%								100%

AM Volumes	5	17	93	71	13	2	0	0	0	0	0	0	0	201
% AM	1%	3%	16%	13%	2%	0%								35%
AM Peak Hour	8:00	10:00	8:00	8:00	7:00	8:00								8:00
Volume	2	6	32	27	5	1								69
PM Volumes	13	52	171	98	26	6	0	0	0	0	0	0	0	366
% PM	2%	9%	30%	17%	5%	1%								65%
PM Peak Hour	13:00	14:00	14:00	14:00	12:00	14:00								14:00
Volume	4	11	51	19	7	2								90

Directional Peak Periods	**AM 7-9**			**NOON 12-2**			**PM 4-6**			**Off Peak Volumes**		
All Speeds	Volume		%	Volume		%	Volume		%	Volume		%
	118	↔	21%	76	↔	13%	69	↔	12%	304	↔	54%

Street Name	Direction	Percentiles					
		15th	50th	Average	85th	95th	ADT
W Oak St	East Bound	17	21	21	25	29	572
W Oak St	West Bound	20	24	24	29	32	567

Prepared by National Data & Surveying Services

SPEED

W Oak St Bet. S Lamer St & S Parish Pl

Day: Tuesday
Date: 1/17/2023

City: Burbank
Project #: CA23_020030_013

Summary

Time	< 15	15 - 19	20 - 24	25 - 29	30 - 34	35 - 39	40 - 44	45 - 49	50 - 54	55 - 59	60 - 64	65 - 69	70 +	Total
0:00 AM	0	0	1	0	0	0	0	0	0	0	0	0	0	1
1:00	0	0	0	0	0	0	0	0	0	0	0	0	0	0
2:00	0	0	1	0	0	0	0	0	0	0	0	0	0	1
3:00	0	0	1	0	0	0	0	0	0	0	0	0	0	1
4:00	0	1	0	0	0	0	0	0	0	0	0	0	0	1
5:00	1	0	3	0	0	0	0	0	0	0	0	0	0	4
6:00	0	4	5	1	1	0	0	0	0	0	0	0	0	11
7:00	3	19	59	29	6	0	0	0	0	0	0	0	0	116
8:00	3	11	55	36	5	1	0	0	0	0	0	0	0	111
9:00	1	11	30	10	2	0	0	0	0	0	0	0	0	54
10:00	2	14	22	15	1	0	0	0	0	0	0	0	0	54
11:00	1	9	20	13	1	1	0	0	0	0	0	0	0	45
12:00 PM	1	17	30	9	7	0	0	0	0	0	0	0	0	64
13:00	8	26	44	15	2	1	0	0	0	0	0	0	0	96
14:00	8	37	94	27	6	2	0	0	0	0	0	0	0	174
15:00	4	22	39	24	6	2	0	0	0	0	0	0	0	97
16:00	2	15	33	12	6	0	0	0	0	0	0	0	0	68
17:00	4	22	42	13	1	0	0	0	0	0	0	0	0	82
18:00	0	12	19	21	0	0	0	0	0	0	0	0	0	52
19:00	0	11	25	8	1	0	0	0	0	0	0	0	0	45
20:00	0	10	8	6	1	0	0	0	0	0	0	0	0	25
21:00	1	3	7	4	0	0	0	0	0	0	0	0	0	15
22:00	3	2	2	2	0	0	0	0	0	0	0	0	0	9
23:00	0	2	6	4	0	1	0	0	0	0	0	0	0	13
Totals	42	248	546	249	46	8								1139
% of Totals	4%	22%	48%	22%	4%	1%								100%

AM Volumes	11	69	197	104	16	2	0	0	0	0	0	0	0	399
% AM	1%	6%	17%	9%	1%	0%								35%
AM Peak Hour	7:00	7:00	7:00	8:00	7:00	8:00								7:00
Volume	3	19	59	36	6	1								116
PM Volumes	31	179	349	145	30	6	0	0	0	0	0	0	0	740
% PM	3%	16%	31%	13%	3%	1%								65%
PM Peak Hour	13:00	14:00	14:00	14:00	12:00	14:00								14:00
Volume	8	37	94	27	7	2								174

Directional Peak Periods	AM 7-9			NOON 12-2			PM 4-6			Off Peak Volumes		
All Speeds	Volume		%	Volume		%	Volume		%	Volume		%
	227	↔	20%	160	↔	14%	150	↔	13%	602	↔	53%

Street Name	Direction	Percentiles					
		15th	50th	Average	85th	95th	ADT
W Oak St	Summary	18	23	23	28	30	1139

Prepared by NDS/ATD

Prepared by National Data & Surveying Services

VOLUME

W Oak St Bet. S Lamer St & S Parish Pl

Day: Tuesday
Date: 1/17/2023

City: Burbank
Project #: CA23_020030_013

DAILY TOTALS	NB	SB	EB	WB	Total
	0	0	572	567	1,139

AM Period	NB		SB		EB		WB		TOTAL		PM Period	NB		SB		EB		WB		TOTAL	
0:00	0		0		0		0				12:00	0		0		9		6		15	
0:15	0		0		1		0		1		12:15	0		0		9		9		18	
0:30	0		0		0		0				12:30	0		0		9		12		21	
0:45	0		0		0	1	0			1	12:45	0		0		7	34	3	30	10	64
1:00	0		0		0		0				13:00	0		0		4		9		13	
1:15	0		0		0		0				13:15	0		0		14		15		29	
1:30	0		0		0		0				13:30	0		0		10		12		22	
1:45	0		0		0		0				13:45	0		0		22	50	10	46	32	96
2:00	0		0		1		0		1		14:00	0		0		21		13		34	
2:15	0		0		0		0				14:15	0		0		30		13		43	
2:30	0		0		0		0				14:30	0		0		20		42		62	
2:45	0		0		0	1	0			1	14:45	0		0		13	84	22	90	35	174
3:00	0		0		0		0				15:00	0		0		9		16		25	
3:15	0		0		0		0				15:15	0		0		9		14		23	
3:30	0		0		1		0		1		15:30	0		0		17		11		28	
3:45	0		0		0	1	0			1	15:45	0		0		9	44	12	53	21	97
4:00	0		0		0		0				16:00	0		0		6		9		15	
4:15	0		0		0		0				16:15	0		0		13		8		21	
4:30	0		0		0		0				16:30	0		0		13		6		19	
4:45	0		0		1	1	0		1	1	16:45	0		0		10	42	3	26	13	68
5:00	0		0		1		0		1		17:00	0		0		11		16		27	
5:15	0		0		0		0				17:15	0		0		13		10		23	
5:30	0		0		0		0				17:30	0		0		9		8		17	
5:45	0		0		1	2	2	2	3	4	17:45	0		0		6	39	9	43	15	82
6:00	0		0		0		2		2		18:00	0		0		6		3		9	
6:15	0		0		0		1		1		18:15	0		0		6		6		12	
6:30	0		0		1		1		2		18:30	0		0		8		7		15	
6:45	0		0		4	5	2	6	6	11	18:45	0		0		6	26	10	26	16	52
7:00	0		0		1		7		8		19:00	0		0		8		3		11	
7:15	0		0		1		2		3		19:15	0		0		5		7		12	
7:30	0		0		14		14		28		19:30	0		0		6		7		13	
7:45	0		0		51	67	26	49	77	116	19:45	0		0		6	25	3	20	9	45
8:00	0		0		18		37		55		20:00	0		0		2		4		6	
8:15	0		0		3		18		21		20:15	0		0		2		3		5	
8:30	0		0		13		7		20		20:30	0		0		2		2		4	
8:45	0		0		8	42	7	69	15	111	20:45	0		0		8	14	2	11	10	25
9:00	0		0		7		7		14		21:00	0		0		3		2		5	
9:15	0		0		3		8		11		21:15	0		0		1		1		2	
9:30	0		0		7		6		13		21:30	0		0		0		2		2	
9:45	0		0		10	27	6	27	16	54	21:45	0		0		2	6	4	9	6	15
10:00	0		0		7		3		10		22:00	0		0		1		2		3	
10:15	0		0		7		7		14		22:15	0		0		1		2		3	
10:30	0		0		8		5		13		22:30	0		0		1		2		3	
10:45	0		0		7	29	10	25	17	54	22:45	0		0		0	3	0	6		9
11:00	0		0		6		8		14		23:00	0		0		4		0		4	
11:15	0		0		4		10		14		23:15	0		0		2		3		5	
11:30	0		0		5		3		8		23:30	0		0		1		2		3	
11:45	0		0		7	22	2	23	9	45	23:45	0		0		0	7	1	6	1	13
TOTALS						198		201		399	TOTALS						374		366		740
SPLIT %						49.6%		50.4%		35.0%	SPLIT %						50.5%		49.5%		65.0%

DAILY TOTALS	NB	SB	EB	WB	Total
	0	0	572	567	1,139

AM Peak Hour			7:30	7:30	7:30	PM Peak Hour			13:45	14:30	14:00
AM Pk Volume			86	95	181	PM Pk Volume			93	94	174
Pk Hr Factor			0.422	0.642	0.588	Pk Hr Factor			0.775	0.560	0.702
7 - 9 Volume	0	0	109	118	227	4 - 6 Volume	0	0	81	69	150
7 - 9 Peak Hour			7:30	7:30	7:30	4 - 6 Peak Hour			16:15	17:00	16:30
7 - 9 Pk Volume	0	0	86	95	181	4 - 6 Pk Volume	0	0	47	43	82
Pk Hr Factor	0.000	0.000	0.422	0.642	0.588	Pk Hr Factor	0.000	0.000	0.904	0.672	0.759

Prepared by NDS/ATD

Project #: CA23_020030_013 **City:** Burbank

Location: W Oak St Bet. S Lamer St & S Parish Pl **Date:** 1/17/2023

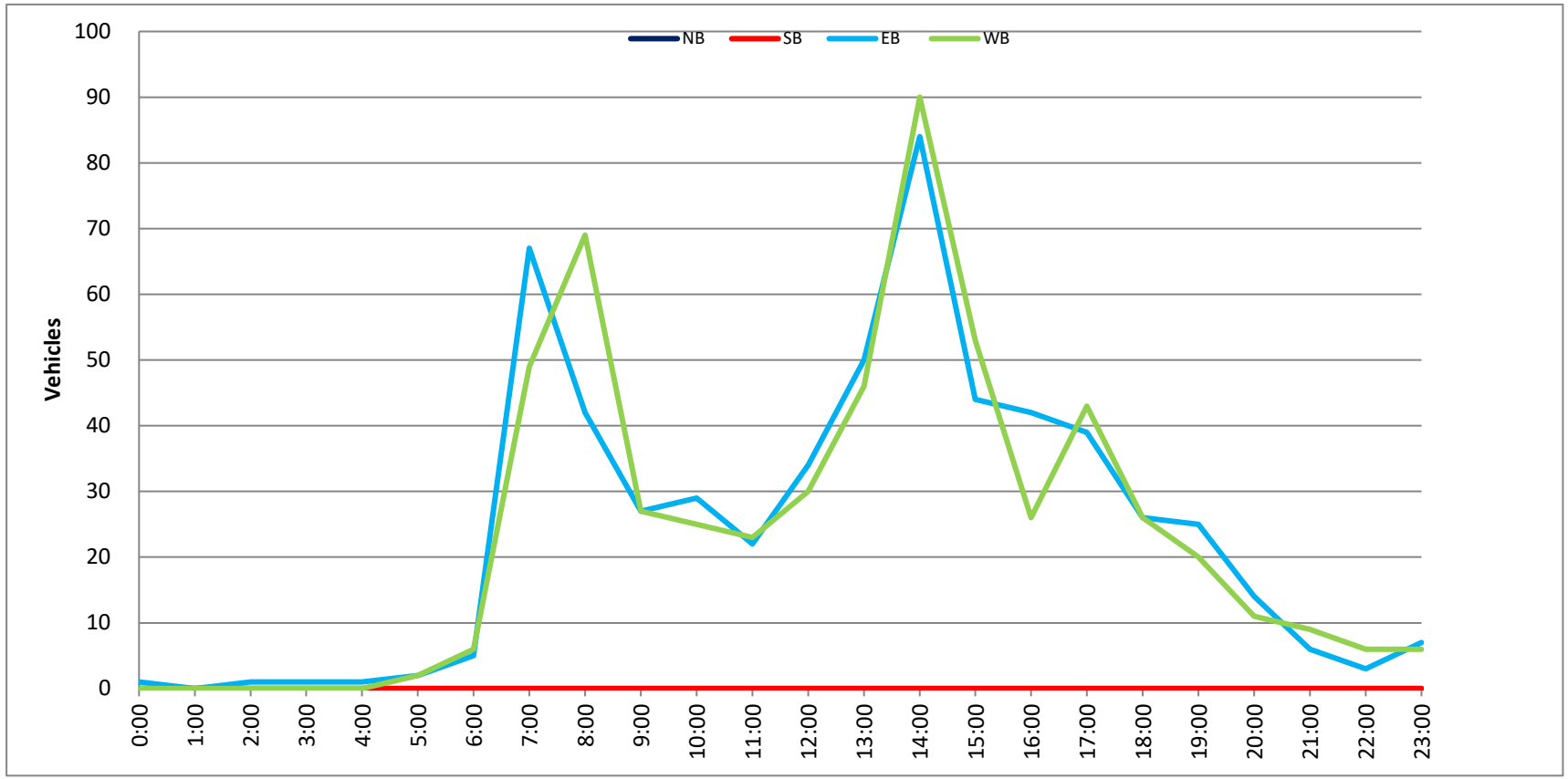

Prepared by National Data & Surveying Services

SPEED

W Oak St Bet. S Lamer St & S Parish Pl

Day: Wednesday
Date: 1/18/2023

City: Burbank
Project #: CA23_020030_013e

East Bound

Time	< 15	15 - 19	20 - 24	25 - 29	30 - 34	35 - 39	40 - 44	45 - 49	50 - 54	55 - 59	60 - 64	65 - 69	70 +	Total
0:00 AM	0	0	0	1	0	0	0	0	0	0	0	0	0	1
0:15	0	0	1	0	0	0	0	0	0	0	0	0	0	1
0:30	0	0	0	0	0	0	0	0	0	0	0	0	0	0
0:45	0	0	0	0	0	0	0	0	0	0	0	0	0	0
1:00	0	0	0	0	0	0	0	0	0	0	0	0	0	0
1:15	0	0	0	0	0	0	0	0	0	0	0	0	0	0
1:30	0	0	0	0	0	0	0	0	0	0	0	0	0	0
1:45	0	0	0	0	0	0	0	0	0	0	0	0	0	0
2:00	0	0	0	0	0	0	0	0	0	0	0	0	0	0
2:15	0	0	0	0	0	0	0	0	0	0	0	0	0	0
2:30	0	0	0	0	0	0	0	0	0	0	0	0	0	0
2:45	0	0	0	0	0	0	0	0	0	0	0	0	0	0
3:00	0	0	0	0	0	0	0	0	0	0	0	0	0	0
3:15	0	0	0	0	0	0	0	0	0	0	0	0	0	0
3:30	0	0	0	1	0	0	0	0	0	0	0	0	0	1
3:45	0	0	0	0	0	0	0	0	0	0	0	0	0	0
4:00	0	0	0	0	0	0	0	0	0	0	0	0	0	0
4:15	0	0	0	0	0	0	0	0	0	0	0	0	0	0
4:30	0	0	0	0	0	0	0	0	0	0	0	0	0	0
4:45	0	0	0	0	0	0	0	0	0	0	0	0	0	0
5:00	0	0	0	0	0	0	0	0	0	0	0	0	0	0
5:15	0	0	0	0	0	0	0	0	0	0	0	0	0	0
5:30	0	0	1	0	0	0	0	0	0	0	0	0	0	1
5:45	0	0	0	0	0	0	0	0	0	0	0	0	0	0
6:00	1	0	0	0	0	0	0	0	0	0	0	0	0	1
6:15	0	1	1	0	0	0	0	0	0	0	0	0	0	2
6:30	0	0	2	1	0	0	0	0	0	0	0	0	0	3
6:45	0	1	2	1	0	0	0	0	0	0	0	0	0	4
7:00	0	0	1	0	1	0	0	0	0	0	0	0	0	2
7:15	1	1	3	1	0	0	0	0	0	0	0	0	0	6
7:30	1	2	11	2	0	0	0	0	0	0	0	0	0	16
7:45	2	8	28	8	0	0	0	0	0	0	0	0	0	46
8:00	1	3	16	4	0	0	0	0	0	0	0	0	0	24
8:15	0	1	2	1	0	0	0	0	0	0	0	0	0	4
8:30	0	8	6	1	0	0	0	0	0	0	0	0	0	15
8:45	1	3	4	2	0	0	0	0	0	0	0	0	0	10
9:00	0	1	2	0	0	0	0	0	0	0	0	0	0	3
9:15	0	1	7	1	0	0	0	0	0	0	0	0	0	9
9:30	0	0	1	0	0	0	0	0	0	0	0	0	0	1
9:45	0	3	1	0	0	0	0	0	0	0	0	0	0	4
10:00	0	0	2	0	0	0	0	0	0	0	0	0	0	2
10:15	0	1	0	0	0	0	0	0	0	0	0	0	0	1
10:30	0	1	2	1	0	0	0	0	0	0	0	0	0	4
10:45	0	5	3	1	0	0	0	0	0	0	0	0	0	9
11:00	1	1	3	2	0	0	0	0	0	0	0	0	0	7
11:15	1	3	6	1	0	0	0	0	0	0	0	0	0	11
11:30	0	3	4	1	0	0	0	0	0	0	0	0	0	8
11:45	0	2	1	2	0	0	0	0	0	0	0	0	0	5
12:00 PM	1	4	6	1	0	0	0	0	0	0	0	0	0	12
12:15	0	1	7	1	0	0	0	0	0	0	0	0	0	9
12:30	0	2	1	1	0	0	0	0	0	0	0	0	0	4
12:45	0	1	1	1	0	0	0	0	0	0	0	0	0	3
13:00	0	1	3	2	1	0	0	0	0	0	0	0	0	7
13:15	0	0	4	1	0	0	0	0	0	0	0	0	0	5
13:30	0	3	3	1	0	0	0	0	0	0	0	0	0	7
13:45	1	5	3	1	0	0	0	0	0	0	0	0	0	10
14:00	0	1	1	2	0	0	0	0	0	0	0	0	0	4
14:15	0	8	4	3	0	0	0	0	0	0	0	0	0	15
14:30	0	3	4	1	1	0	0	0	0	0	0	0	0	9
14:45	1	5	9	4	0	0	0	0	0	0	0	0	0	19
15:00	1	10	11	3	0	0	0	0	0	0	0	0	0	25
15:15	1	6	16	3	0	0	0	0	0	0	0	0	0	26
15:30	0	4	4	0	0	0	0	0	0	0	0	0	0	8
15:45	0	2	5	0	0	0	0	0	0	0	0	0	0	7
16:00	0	10	7	1	0	0	0	0	0	0	0	0	0	18
16:15	0	7	6	4	0	0	0	0	0	0	0	0	0	17
16:30	0	1	6	3	0	0	0	0	0	0	0	0	0	10
16:45	0	3	8	2	0	0	0	0	0	0	0	0	0	13
17:00	2	2	8	0	0	0	0	0	0	0	0	0	0	12
17:15	0	9	10	2	0	0	0	0	0	0	0	0	0	21
17:30	3	7	9	0	0	0	0	0	0	0	0	0	0	19
17:45	0	1	10	1	0	0	0	0	0	0	0	0	0	12
18:00	0	5	4	1	0	0	0	0	0	0	0	0	0	10
18:15	0	0	3	0	0	0	0	0	0	0	0	0	0	3
18:30	0	0	5	2	0	0	0	0	0	0	0	0	0	7
18:45	0	1	2	1	0	0	0	0	0	0	0	0	0	4
19:00	0	1	2	1	0	0	0	0	0	0	0	0	0	4
19:15	0	5	1	2	0	0	0	0	0	0	0	0	0	8
19:30	1	1	3	0	0	0	0	0	0	0	0	0	0	5
19:45	0	2	1	0	0	0	0	0	0	0	0	0	0	3
20:00	0	0	4	1	0	0	0	0	0	0	0	0	0	5
20:15	0	4	3	1	0	0	0	0	0	0	0	0	0	8
20:30	1	2	2	1	0	0	0	0	0	0	0	0	0	6
20:45	0	1	0	0	0	0	0	0	0	0	0	0	0	1
21:00	0	1	1	1	0	0	0	0	0	0	0	0	0	3
21:15	0	0	0	0	0	0	0	0	0	0	0	0	0	0
21:30	1	1	1	2	0	0	0	0	0	0	0	0	0	5
21:45	1	0	1	0	0	0	0	0	0	0	0	0	0	2
22:00	0	1	0	0	0	0	0	0	0	0	0	0	0	1
22:15	0	0	2	0	0	0	0	0	0	0	0	0	0	2
22:30	0	0	0	0	0	0	0	0	0	0	0	0	0	0
22:45	0	0	0	0	0	0	0	0	0	0	0	0	0	0
23:00	0	0	0	0	0	0	0	0	0	0	0	0	0	0
23:15	0	0	0	0	0	0	0	0	0	0	0	0	0	0
23:30	0	0	0	0	0	0	0	0	0	0	0	0	0	0
23:45	0	0	0	0	0	0	0	0	0	0	0	0	0	0
Totals	23	170	291	83	3									570
% of Totals	4%	30%	51%	15%	1%									100%

AM Volumes	9	49	110	32	1	0	0	0	0	0	0	0	0	201
% AM	2%	9%	19%	6%	0%									35%
AM Peak Hour	7:15	7:45	7:15	7:15	6:15									7:15
Volume	5	20	58	15	1									92
PM Volumes	14	121	181	51	2	0	0	0	0	0	0	0	0	369
% PM	2%	21%	32%	9%	0%									65%
PM Peak Hour	16:45	14:15	14:30	14:15	12:15									14:30
Volume	5	26	40	11	1									79

Directional Peak Periods	AM 7-9			NOON 12-2			PM 4-6			Off Peak Volumes		
All Classes	Volume	⟷	%	Volume	⟷	%	Volume	⟷	%	Volume	⟷	%
	123		22%	57		10%	122		21%	268		47%

Street Name	Direction	Percentiles					
		15th	50th	Average	85th	95th	ADT
W Oak St	East Bound	17	22	21	25	28	570
W Oak St	West Bound	19	23	23	29	31	620

Prepared by National Data & Surveying Services

SPEED

W Oak St Bet. S Lamer St & S Parish Pl

Day: Wednesday
Date: 1/18/2023

City: Burbank
Project #: CA23_020030_013w

West Bound

Time	< 15	15 - 19	20 - 24	25 - 29	30 - 34	35 - 39	40 - 44	45 - 49	50 - 54	55 - 59	60 - 64	65 - 69	70 +	Total
0:00 AM	0	0	0	0	1	0	0	0	0	0	0	0	0	1
0:15	0	0	0	0	0	0	0	0	0	0	0	0	0	0
0:30	0	1	0	0	0	0	0	0	0	0	0	0	0	1
0:45	0	0	0	0	0	0	0	0	0	0	0	0	0	0
1:00	0	0	0	0	0	0	0	0	0	0	0	0	0	0
1:15	0	0	1	0	0	0	0	0	0	0	0	0	0	1
1:30	0	0	0	0	0	0	0	0	0	0	0	0	0	0
1:45	0	0	1	0	0	0	0	0	0	0	0	0	0	1
2:00	0	0	0	0	0	0	0	0	0	0	0	0	0	0
2:15	0	0	0	0	0	0	0	0	0	0	0	0	0	0
2:30	0	0	0	0	0	0	0	0	0	0	0	0	0	0
2:45	0	0	0	0	0	0	0	0	0	0	0	0	0	0
3:00	0	0	0	0	0	0	0	0	0	0	0	0	0	0
3:15	0	0	0	0	0	0	0	0	0	0	0	0	0	0
3:30	0	0	0	0	0	0	0	0	0	0	0	0	0	0
3:45	0	0	0	0	0	0	0	0	0	0	0	0	0	0
4:00	0	0	0	1	0	0	0	0	0	0	0	0	0	1
4:15	0	0	0	0	0	0	0	0	0	0	0	0	0	0
4:30	0	0	1	0	1	0	0	0	0	0	0	0	0	2
4:45	0	0	0	0	0	0	0	0	0	0	0	0	0	0
5:00	0	0	0	0	0	0	0	0	0	0	0	0	0	0
5:15	0	1	0	0	0	0	0	0	0	0	0	0	0	1
5:30	0	0	0	0	0	0	0	0	0	0	0	0	0	0
5:45	0	0	0	0	0	0	0	0	0	0	0	0	0	0
6:00	0	0	1	0	0	0	0	0	0	0	0	0	0	1
6:15	0	0	2	0	0	0	0	0	0	0	0	0	0	2
6:30	0	0	2	0	0	0	0	0	0	0	0	0	0	2
6:45	0	1	1	1	0	0	0	0	0	0	0	0	0	3
7:00	1	0	2	4	1	0	0	0	0	0	0	0	0	8
7:15	0	0	0	2	0	0	0	0	0	0	0	0	0	2
7:30	0	0	7	1	0	0	0	0	0	0	0	0	0	8
7:45	0	2	10	18	1	1	0	0	0	0	0	0	0	32
8:00	1	0	14	15	4	0	0	0	0	0	0	0	0	34
8:15	0	0	5	6	3	1	0	0	0	0	0	0	0	15
8:30	1	1	3	4	2	0	0	0	0	0	0	0	0	11
8:45	1	0	5	4	0	0	0	0	0	0	0	0	0	10
9:00	0	0	3	2	0	0	0	0	0	0	0	0	0	5
9:15	0	1	6	3	1	0	0	0	0	0	0	0	0	11
9:30	1	0	1	2	1	0	0	0	0	0	0	0	0	5
9:45	0	1	2	0	0	0	0	0	0	0	0	0	0	3
10:00	0	0	3	1	2	0	0	0	0	0	0	0	0	6
10:15	0	2	0	1	1	0	0	0	0	0	0	0	0	4
10:30	0	2	1	1	0	0	0	0	0	0	0	0	0	4
10:45	0	2	4	3	0	0	0	0	0	0	0	0	0	9
11:00	0	4	9	1	0	1	0	0	0	0	0	0	0	15
11:15	0	5	1	3	0	0	0	0	0	0	0	0	0	9
11:30	0	1	1	2	0	0	0	0	0	0	0	0	0	4
11:45	0	1	5	3	0	0	0	0	0	0	0	0	0	9
12:00 PM	0	0	3	3	0	0	0	0	0	0	0	0	0	6
12:15	0	1	8	2	1	0	0	0	0	0	0	0	0	12
12:30	1	2	7	3	1	0	0	0	0	0	0	0	0	14
12:45	0	1	5	4	1	0	0	0	0	0	0	0	0	11
13:00	1	5	2	4	1	0	0	0	0	0	0	0	0	13
13:15	0	4	5	3	1	0	0	0	0	0	0	0	0	13
13:30	0	3	5	3	1	0	0	0	0	0	0	0	0	12
13:45	0	4	4	3	0	0	0	0	0	0	0	0	0	11
14:00	2	1	3	2	0	0	0	0	0	0	0	0	0	8
14:15	0	2	4	6	0	0	0	0	0	0	0	0	0	12
14:30	2	5	6	2	1	0	0	0	0	0	0	0	0	16
14:45	1	3	5	1	1	0	0	0	0	0	0	0	0	11
15:00	0	2	13	3	0	0	0	0	0	0	0	0	0	18
15:15	0	9	32	9	1	0	0	0	0	0	0	0	0	51
15:30	0	4	3	2	0	0	0	0	0	0	0	0	0	9
15:45	0	5	3	5	1	0	0	0	0	0	0	0	0	14
16:00	0	0	4	3	0	0	0	0	0	0	0	0	0	7
16:15	0	2	7	5	0	0	0	0	0	0	0	0	0	14
16:30	0	0	8	4	1	0	0	0	0	0	0	0	0	13
16:45	0	1	5	4	1	0	0	0	0	0	0	0	0	11
17:00	0	6	6	3	0	0	0	0	0	0	0	0	0	15
17:15	0	0	6	3	0	0	0	0	0	0	0	0	0	9
17:30	0	4	3	3	1	0	0	0	0	0	0	0	0	11
17:45	1	1	2	2	0	0	0	0	0	0	0	0	0	6
18:00	0	2	4	2	2	0	0	0	0	0	0	0	0	10
18:15	0	1	0	1	2	0	0	0	0	0	0	0	0	4
18:30	0	1	6	1	1	0	0	0	0	0	0	0	0	9
18:45	0	1	9	0	1	0	0	0	0	0	0	0	0	11
19:00	0	3	2	0	0	0	0	0	0	0	0	0	0	5
19:15	0	2	1	1	0	0	0	0	0	0	0	0	0	4
19:30	0	0	1	1	0	0	0	0	0	0	0	0	0	2
19:45	0	1	1	1	0	0	0	0	0	0	0	0	0	3
20:00	0	0	2	0	0	0	0	0	0	0	0	0	0	2
20:15	1	3	2	1	0	0	0	0	0	0	0	0	0	7
20:30	0	0	0	2	0	0	0	0	0	0	0	0	0	2
20:45	0	1	3	1	0	0	0	0	0	0	0	0	0	5
21:00	0	0	2	0	1	0	0	0	0	0	0	0	0	3
21:15	1	0	1	1	0	0	0	0	0	0	0	0	0	3
21:30	0	2	2	2	0	0	0	0	0	0	0	0	0	6
21:45	0	0	2	0	0	0	0	0	0	0	0	0	0	2
22:00	0	0	0	0	0	0	0	0	0	0	0	0	0	0
22:15	0	0	0	0	0	0	0	0	0	0	0	0	0	0
22:30	0	0	0	0	1	0	0	0	0	0	0	0	0	1
22:45	0	0	0	0	0	0	0	0	0	0	0	0	0	0
23:00	0	1	0	0	0	0	0	0	0	0	0	0	0	1
23:15	0	0	0	2	0	0	0	0	0	0	0	0	0	2
23:30	0	0	1	0	0	0	0	0	0	0	0	0	0	1
23:45	0	0	0	0	0	0	0	0	0	0	0	0	0	0
Totals	15	108	279	176	39	3								620
% of Totals	2%	17%	45%	28%	6%	0%								100%

AM Volumes	5	25	91	78	18	3	0	0	0	0	0	0	0	220
% AM	1%	4%	15%	13%	3%	0%								35%
AM Peak Hour	8:00	10:30	7:30	7:45	7:45	7:30								7:45
Volume	3	13	36	43	10	2								92
PM Volumes	10	83	188	98	21	0	0	0	0	0	0	0	0	400
% PM	2%	13%	30%	16%	3%									65%
PM Peak Hour	14:00	15:00	14:30	15:00	18:00									14:30
Volume	5	20	56	19	6									96

Directional Peak Periods	AM 7-9			NOON 12-2			PM 4-6			Off Peak Volumes		
All Classes	Volume	⟷	%	Volume	⟷	%	Volume	⟷	%	Volume	⟷	%
	120		19%	92		15%	86		14%	322		52%

Street Name	Direction	Percentiles					
		15th	50th	Average	85th	95th	ADT
W Oak St	East Bound	17	22	21	25	28	570
W Oak St	West Bound	19	23	23	29	31	620

Prepared by National Data & Surveying Services

SPEED

W Oak St Bet. S Lamer St & S Parish Pl

Day: Wednesday
Date: 1/18/2023

City: Burbank
Project #: CA23_020030_013

Summary

Time	< 15	15 - 19	20 - 24	25 - 29	30 - 34	35 - 39	40 - 44	45 - 49	50 - 54	55 - 59	60 - 64	65 - 69	70 +	Total
0:00 AM	0	0	0	1	1	0	0	0	0	0	0	0	0	2
0:15	0	0	1	0	0	0	0	0	0	0	0	0	0	1
0:30	0	1	0	0	0	0	0	0	0	0	0	0	0	1
0:45	0	0	0	0	0	0	0	0	0	0	0	0	0	0
1:00	0	0	0	0	0	0	0	0	0	0	0	0	0	0
1:15	0	0	1	0	0	0	0	0	0	0	0	0	0	1
1:30	0	0	0	0	0	0	0	0	0	0	0	0	0	0
1:45	0	0	1	0	0	0	0	0	0	0	0	0	0	1
2:00	0	0	0	0	0	0	0	0	0	0	0	0	0	0
2:15	0	0	0	0	0	0	0	0	0	0	0	0	0	0
2:30	0	0	0	0	0	0	0	0	0	0	0	0	0	0
2:45	0	0	0	0	0	0	0	0	0	0	0	0	0	0
3:00	0	0	0	0	0	0	0	0	0	0	0	0	0	0
3:15	0	0	0	0	0	0	0	0	0	0	0	0	0	0
3:30	0	0	0	1	0	0	0	0	0	0	0	0	0	1
3:45	0	0	0	0	0	0	0	0	0	0	0	0	0	0
4:00	0	0	0	1	0	0	0	0	0	0	0	0	0	1
4:15	0	0	0	0	0	0	0	0	0	0	0	0	0	0
4:30	0	0	1	0	1	0	0	0	0	0	0	0	0	2
4:45	0	0	0	0	0	0	0	0	0	0	0	0	0	0
5:00	0	0	0	0	0	0	0	0	0	0	0	0	0	0
5:15	0	1	0	0	0	0	0	0	0	0	0	0	0	1
5:30	0	0	1	0	0	0	0	0	0	0	0	0	0	1
5:45	0	0	0	0	0	0	0	0	0	0	0	0	0	0
6:00	1	0	1	0	0	0	0	0	0	0	0	0	0	2
6:15	0	1	3	0	0	0	0	0	0	0	0	0	0	4
6:30	0	0	4	1	0	0	0	0	0	0	0	0	0	5
6:45	0	2	3	2	0	0	0	0	0	0	0	0	0	7
7:00	1	0	3	4	2	0	0	0	0	0	0	0	0	10
7:15	1	1	3	3	0	0	0	0	0	0	0	0	0	8
7:30	1	2	18	3	0	0	0	0	0	0	0	0	0	24
7:45	2	10	38	26	1	1	0	0	0	0	0	0	0	78
8:00	2	3	30	19	4	0	0	0	0	0	0	0	0	58
8:15	0	1	7	7	3	1	0	0	0	0	0	0	0	19
8:30	1	9	9	5	2	0	0	0	0	0	0	0	0	26
8:45	2	3	9	6	0	0	0	0	0	0	0	0	0	20
9:00	0	1	5	2	0	0	0	0	0	0	0	0	0	8
9:15	0	2	13	4	1	0	0	0	0	0	0	0	0	20
9:30	1	0	2	2	1	0	0	0	0	0	0	0	0	6
9:45	0	4	3	0	0	0	0	0	0	0	0	0	0	7
10:00	0	0	5	1	2	0	0	0	0	0	0	0	0	8
10:15	0	3	0	1	1	0	0	0	0	0	0	0	0	5
10:30	0	3	3	2	0	0	0	0	0	0	0	0	0	8
10:45	0	7	7	4	0	0	0	0	0	0	0	0	0	18
11:00	1	5	12	3	0	1	0	0	0	0	0	0	0	22
11:15	1	8	7	4	0	0	0	0	0	0	0	0	0	20
11:30	0	4	5	3	0	0	0	0	0	0	0	0	0	12
11:45	0	3	6	5	0	0	0	0	0	0	0	0	0	14
12:00 PM	1	4	9	4	0	0	0	0	0	0	0	0	0	18
12:15	0	2	15	3	1	0	0	0	0	0	0	0	0	21
12:30	1	4	8	4	1	0	0	0	0	0	0	0	0	18
12:45	0	2	6	5	1	0	0	0	0	0	0	0	0	14
13:00	1	6	5	6	2	0	0	0	0	0	0	0	0	20
13:15	0	4	9	4	1	0	0	0	0	0	0	0	0	18
13:30	0	6	8	4	1	0	0	0	0	0	0	0	0	19
13:45	1	9	7	4	0	0	0	0	0	0	0	0	0	21
14:00	2	2	4	4	0	0	0	0	0	0	0	0	0	12
14:15	0	10	8	9	0	0	0	0	0	0	0	0	0	27
14:30	2	8	10	3	2	0	0	0	0	0	0	0	0	25
14:45	2	8	14	5	1	0	0	0	0	0	0	0	0	30
15:00	1	12	24	6	0	0	0	0	0	0	0	0	0	43
15:15	1	15	48	12	1	0	0	0	0	0	0	0	0	77
15:30	0	8	7	2	0	0	0	0	0	0	0	0	0	17
15:45	0	7	8	5	1	0	0	0	0	0	0	0	0	21
16:00	0	10	11	4	0	0	0	0	0	0	0	0	0	25
16:15	0	9	13	9	0	0	0	0	0	0	0	0	0	31
16:30	0	1	14	7	1	0	0	0	0	0	0	0	0	23
16:45	0	4	13	6	1	0	0	0	0	0	0	0	0	24
17:00	2	8	14	3	0	0	0	0	0	0	0	0	0	27
17:15	0	9	16	5	0	0	0	0	0	0	0	0	0	30
17:30	3	11	12	3	1	0	0	0	0	0	0	0	0	30
17:45	1	2	12	3	0	0	0	0	0	0	0	0	0	18
18:00	0	7	8	3	2	0	0	0	0	0	0	0	0	20
18:15	0	1	3	1	2	0	0	0	0	0	0	0	0	7
18:30	0	1	11	3	1	0	0	0	0	0	0	0	0	16
18:45	0	2	11	1	1	0	0	0	0	0	0	0	0	15
19:00	0	4	4	1	0	0	0	0	0	0	0	0	0	9
19:15	0	7	2	3	0	0	0	0	0	0	0	0	0	12
19:30	1	1	4	1	0	0	0	0	0	0	0	0	0	7
19:45	0	3	2	1	0	0	0	0	0	0	0	0	0	6
20:00	0	0	6	1	0	0	0	0	0	0	0	0	0	7
20:15	1	7	5	2	0	0	0	0	0	0	0	0	0	15
20:30	1	2	2	3	0	0	0	0	0	0	0	0	0	8
20:45	0	2	3	1	0	0	0	0	0	0	0	0	0	6
21:00	0	1	3	1	1	0	0	0	0	0	0	0	0	6
21:15	1	0	1	1	0	0	0	0	0	0	0	0	0	3
21:30	1	3	3	4	0	0	0	0	0	0	0	0	0	11
21:45	1	0	3	0	0	0	0	0	0	0	0	0	0	4
22:00	0	1	0	0	0	0	0	0	0	0	0	0	0	1
22:15	0	0	2	0	0	0	0	0	0	0	0	0	0	2
22:30	0	0	0	0	1	0	0	0	0	0	0	0	0	1
22:45	0	0	0	0	0	0	0	0	0	0	0	0	0	0
23:00	0	1	0	0	0	0	0	0	0	0	0	0	0	1
23:15	0	0	0	2	0	0	0	0	0	0	0	0	0	2
23:30	0	0	1	0	0	0	0	0	0	0	0	0	0	1
23:45	0	0	0	0	0	0	0	0	0	0	0	0	0	0
Totals	38	278	570	259	42	3								1190
% of Totals	3%	23%	48%	22%	4%	0%								100%

AM Volumes	14	74	201	110	19	3	0	0	0	0	0	0	0	421
% AM	1%	6%	17%	9%	2%	0%								35%
AM Peak Hour	7:15	10:45	7:30	7:45	7:45	7:30								7:45
Volume	6	24	93	57	10	2								181
PM Volumes	24	204	369	149	23	0	0	0	0	0	0	0	0	769
% PM	2%	17%	31%	13%	2%									65%
PM Peak Hour	14:00	14:30	14:30	14:30	18:00									14:30
Volume	6	43	96	26	6									175

Directional Peak Periods	AM 7-9			NOON 12-2			PM 4-6			Off Peak Volumes		
All Classes	Volume	↔	%	Volume	↔	%	Volume	↔	%	Volume	↔	%
	243		20%	149		13%	208		17%	590		50%

Street Name	Direction	Percentiles					
		15th	50th	Average	85th	95th	ADT
W Oak St	Summary	18	22	22	27	30	1190

Prepared by National Data & Surveying Services

SPEED

W Oak St Bet. S Lamer St & S Parish Pl

Day: Wednesday
Date: 1/18/2023

City: Burbank
Project #: CA23_020030_013e

East Bound

Time	< 15	15 - 19	20 - 24	25 - 29	30 - 34	35 - 39	40 - 44	45 - 49	50 - 54	55 - 59	60 - 64	65 - 69	70 +	Total
0:00 AM	0	0	1	1	0	0	0	0	0	0	0	0	0	2
1:00	0	0	0	0	0	0	0	0	0	0	0	0	0	0
2:00	0	0	0	0	0	0	0	0	0	0	0	0	0	0
3:00	0	0	0	1	0	0	0	0	0	0	0	0	0	1
4:00	0	0	0	0	0	0	0	0	0	0	0	0	0	0
5:00	0	0	1	0	0	0	0	0	0	0	0	0	0	1
6:00	1	2	5	2	0	0	0	0	0	0	0	0	0	10
7:00	4	11	43	11	1	0	0	0	0	0	0	0	0	70
8:00	2	15	28	8	0	0	0	0	0	0	0	0	0	53
9:00	0	5	11	1	0	0	0	0	0	0	0	0	0	17
10:00	0	7	7	2	0	0	0	0	0	0	0	0	0	16
11:00	2	9	14	6	0	0	0	0	0	0	0	0	0	31
12:00 PM	1	8	15	4	0	0	0	0	0	0	0	0	0	28
13:00	1	9	13	5	1	0	0	0	0	0	0	0	0	29
14:00	1	17	18	10	1	0	0	0	0	0	0	0	0	47
15:00	2	22	36	6	0	0	0	0	0	0	0	0	0	66
16:00	0	21	27	10	0	0	0	0	0	0	0	0	0	58
17:00	5	19	37	3	0	0	0	0	0	0	0	0	0	64
18:00	0	6	14	4	0	0	0	0	0	0	0	0	0	24
19:00	1	9	7	3	0	0	0	0	0	0	0	0	0	20
20:00	1	7	9	3	0	0	0	0	0	0	0	0	0	20
21:00	2	2	3	3	0	0	0	0	0	0	0	0	0	10
22:00	0	1	2	0	0	0	0	0	0	0	0	0	0	3
23:00	0	0	0	0	0	0	0	0	0	0	0	0	0	0
Totals	23	170	291	83	3									570
% of Totals	4%	30%	51%	15%	1%									100%

AM Volumes	9	49	110	32	1	0	0	0	0	0	0	0	0	201
% AM	2%	9%	19%	6%	0%									35%
AM Peak Hour	7:00	8:00	7:00	7:00	7:00									7:00
Volume	4	15	43	11	1									70
PM Volumes	14	121	181	51	2	0	0	0	0	0	0	0	0	369
% PM	2%	21%	32%	9%	0%									65%
PM Peak Hour	17:00	15:00	17:00	14:00	13:00									15:00
Volume	5	22	37	10	1									66

Directional Peak Periods	AM 7-9			NOON 12-2			PM 4-6			Off Peak Volumes		
All Speeds	Volume	↔	%	Volume	↔	%	Volume	↔	%	Volume	↔	%
	123		22%	57		10%	122		21%	268		47%

Street Name	Direction	Percentiles					
		15th	50th	Average	85th	95th	ADT
W Oak St	East Bound	17	22	21	25	28	570
W Oak St	West Bound	19	23	23	29	31	620

Prepared by National Data & Surveying Services

SPEED

W Oak St Bet. S Lamer St & S Parish Pl

Day: Wednesday
Date: 1/18/2023

City: Burbank
Project #: CA23_020030_013w

West Bound

Time	< 15	15 - 19	20 - 24	25 - 29	30 - 34	35 - 39	40 - 44	45 - 49	50 - 54	55 - 59	60 - 64	65 - 69	70 +	Total
0:00 AM	0	1	0	0	1	0	0	0	0	0	0	0	0	2
1:00	0	0	2	0	0	0	0	0	0	0	0	0	0	2
2:00	0	0	0	0	0	0	0	0	0	0	0	0	0	0
3:00	0	0	0	0	0	0	0	0	0	0	0	0	0	0
4:00	0	0	1	1	1	0	0	0	0	0	0	0	0	3
5:00	0	1	0	0	0	0	0	0	0	0	0	0	0	1
6:00	0	1	6	1	0	0	0	0	0	0	0	0	0	8
7:00	1	2	19	25	2	1	0	0	0	0	0	0	0	50
8:00	3	1	27	29	9	1	0	0	0	0	0	0	0	70
9:00	1	2	12	7	2	0	0	0	0	0	0	0	0	24
10:00	0	6	8	6	3	0	0	0	0	0	0	0	0	23
11:00	0	11	16	9	0	1	0	0	0	0	0	0	0	37
12:00 PM	1	4	23	12	3	0	0	0	0	0	0	0	0	43
13:00	1	16	16	13	3	0	0	0	0	0	0	0	0	49
14:00	5	11	18	11	2	0	0	0	0	0	0	0	0	47
15:00	0	20	51	19	2	0	0	0	0	0	0	0	0	92
16:00	0	3	24	16	2	0	0	0	0	0	0	0	0	45
17:00	1	11	17	11	1	0	0	0	0	0	0	0	0	41
18:00	0	5	19	4	6	0	0	0	0	0	0	0	0	34
19:00	0	6	5	3	0	0	0	0	0	0	0	0	0	14
20:00	1	4	7	4	0	0	0	0	0	0	0	0	0	16
21:00	1	2	7	3	1	0	0	0	0	0	0	0	0	14
22:00	0	0	0	0	1	0	0	0	0	0	0	0	0	1
23:00	0	1	1	2	0	0	0	0	0	0	0	0	0	4
Totals	15	108	279	176	39	3								620
% of Totals	2%	17%	45%	28%	6%	0%								100%

AM Volumes	5	25	91	78	18	3	0	0	0	0	0	0	0	220
% AM	1%	4%	15%	13%	3%	0%								35%
AM Peak Hour	8:00	11:00	8:00	8:00	8:00	7:00								8:00
Volume	3	11	27	29	9	1								70
PM Volumes	10	83	188	98	21	0	0	0	0	0	0	0	0	400
% PM	2%	13%	30%	16%	3%									65%
PM Peak Hour	14:00	15:00	15:00	15:00	18:00									15:00
Volume	5	20	51	19	6									92

Directional Peak Periods	AM 7-9			NOON 12-2			PM 4-6			Off Peak Volumes		
All Speeds	Volume		%	Volume		%	Volume		%	Volume		%
	120	↔	19%	92	↔	15%	86	↔	14%	322	↔	52%

Street Name	Direction	Percentiles					
		15th	50th	Average	85th	95th	ADT
W Oak St	East Bound	17	22	21	25	28	570
W Oak St	West Bound	19	23	23	29	31	620

Prepared by National Data & Surveying Services

SPEED

W Oak St Bet. S Lamer St & S Parish Pl

Day: Wednesday
Date: 1/18/2023

City: Burbank
Project #: CA23_020030_013

Summary

Time	< 15	15 - 19	20 - 24	25 - 29	30 - 34	35 - 39	40 - 44	45 - 49	50 - 54	55 - 59	60 - 64	65 - 69	70 +	Total
0:00 AM	0	1	1	1	1	0	0	0	0	0	0	0	0	4
1:00	0	0	2	0	0	0	0	0	0	0	0	0	0	2
2:00	0	0	0	0	0	0	0	0	0	0	0	0	0	0
3:00	0	0	0	1	0	0	0	0	0	0	0	0	0	1
4:00	0	0	1	1	1	0	0	0	0	0	0	0	0	3
5:00	0	1	1	0	0	0	0	0	0	0	0	0	0	2
6:00	1	3	11	3	0	0	0	0	0	0	0	0	0	18
7:00	5	13	62	36	3	1	0	0	0	0	0	0	0	120
8:00	5	16	55	37	9	1	0	0	0	0	0	0	0	123
9:00	1	7	23	8	2	0	0	0	0	0	0	0	0	41
10:00	0	13	15	8	3	0	0	0	0	0	0	0	0	39
11:00	2	20	30	15	0	1	0	0	0	0	0	0	0	68
12:00 PM	2	12	38	16	3	0	0	0	0	0	0	0	0	71
13:00	2	25	29	18	4	0	0	0	0	0	0	0	0	78
14:00	6	28	36	21	3	0	0	0	0	0	0	0	0	94
15:00	2	42	87	25	2	0	0	0	0	0	0	0	0	158
16:00	0	24	51	26	2	0	0	0	0	0	0	0	0	103
17:00	6	30	54	14	1	0	0	0	0	0	0	0	0	105
18:00	0	11	33	8	6	0	0	0	0	0	0	0	0	58
19:00	1	15	12	6	0	0	0	0	0	0	0	0	0	34
20:00	2	11	16	7	0	0	0	0	0	0	0	0	0	36
21:00	3	4	10	6	1	0	0	0	0	0	0	0	0	24
22:00	0	1	2	0	1	0	0	0	0	0	0	0	0	4
23:00	0	1	1	2	0	0	0	0	0	0	0	0	0	4
Totals	38	278	570	259	42	3								1190
% of Totals	3%	23%	48%	22%	4%	0%								100%

AM Volumes	14	74	201	110	19	3	0	0	0	0	0	0	0	421
% AM	1%	6%	17%	9%	2%	0%								35%
AM Peak Hour	7:00	11:00	7:00	8:00	8:00	7:00								8:00
Volume	5	20	62	37	9	1								123
PM Volumes	24	204	369	149	23	0	0	0	0	0	0	0	0	769
% PM	2%	17%	31%	13%	2%									65%
PM Peak Hour	14:00	15:00	15:00	16:00	18:00									15:00
Volume	6	42	87	26	6									158

Directional Peak Periods	AM 7-9			NOON 12-2			PM 4-6			Off Peak Volumes		
All Speeds	Volume		%	Volume		%	Volume		%	Volume		%
	243	↔	20%	149	↔	13%	208	↔	17%	590	↔	50%

Street Name	Direction	Percentiles					
		15th	50th	Average	85th	95th	ADT
W Oak St	Summary	18	22	22	27	30	1190

Prepared by NDS/ATD

Prepared by National Data & Surveying Services

VOLUME

W Oak St Bet. S Lamer St & S Parish Pl

Day: Wednesday
Date: 1/18/2023

City: Burbank
Project #: CA23_020030_013

DAILY TOTALS	NB	SB	EB	WB	Total
	0	0	570	620	1,190

AM Period	NB	SB	EB		WB		TOTAL		PM Period	NB	SB	EB		WB		TOTAL	
0:00	0	0	1		1		2		12:00	0	0	12		6		18	
0:15	0	0	1		0		1		12:15	0	0	9		12		21	
0:30	0	0	0		1		1		12:30	0	0	4		14		18	
0:45	0	0	0	2	0	2		4	12:45	0	0	3	28	11	43	14	71
1:00	0	0	0		0				13:00	0	0	7		13		20	
1:15	0	0	0		1		1		13:15	0	0	5		13		18	
1:30	0	0	0		0				13:30	0	0	7		12		19	
1:45	0	0	0		1	2	1	2	13:45	0	0	10	29	11	49	21	78
2:00	0	0	0		0				14:00	0	0	4		8		12	
2:15	0	0	0		0				14:15	0	0	15		12		27	
2:30	0	0	0		0				14:30	0	0	9		16		25	
2:45	0	0	0		0				14:45	0	0	19	47	11	47	30	94
3:00	0	0	0		0				15:00	0	0	25		18		43	
3:15	0	0	0		0				15:15	0	0	26		51		77	
3:30	0	0	1		0		1		15:30	0	0	8		9		17	
3:45	0	0	0	1	0			1	15:45	0	0	7	66	14	92	21	158
4:00	0	0	0		1		1		16:00	0	0	18		7		25	
4:15	0	0	0		0				16:15	0	0	17		14		31	
4:30	0	0	0		2		2		16:30	0	0	10		13		23	
4:45	0	0	0		0	3		3	16:45	0	0	13	58	11	45	24	103
5:00	0	0	0		0				17:00	0	0	12		15		27	
5:15	0	0	0		1		1		17:15	0	0	21		9		30	
5:30	0	0	1		0		1		17:30	0	0	19		11		30	
5:45	0	0	0	1	0	1		2	17:45	0	0	12	64	6	41	18	105
6:00	0	0	1		1		2		18:00	0	0	10		10		20	
6:15	0	0	2		2		4		18:15	0	0	3		4		7	
6:30	0	0	3		2		5		18:30	0	0	7		9		16	
6:45	0	0	4	10	3	8	7	18	18:45	0	0	4	24	11	34	15	58
7:00	0	0	2		8		10		19:00	0	0	4		5		9	
7:15	0	0	6		2		8		19:15	0	0	8		4		12	
7:30	0	0	16		8		24		19:30	0	0	5		2		7	
7:45	0	0	46	70	32	50	78	120	19:45	0	0	3	20	3	14	6	34
8:00	0	0	24		34		58		20:00	0	0	5		2		7	
8:15	0	0	4		15		19		20:15	0	0	8		7		15	
8:30	0	0	15		11		26		20:30	0	0	6		2		8	
8:45	0	0	10	53	10	70	20	123	20:45	0	0	1	20	5	16	6	36
9:00	0	0	3		5		8		21:00	0	0	3		3		6	
9:15	0	0	9		11		20		21:15	0	0	0		3		3	
9:30	0	0	1		5		6		21:30	0	0	5		6		11	
9:45	0	0	4	17	3	24	7	41	21:45	0	0	2	10	2	14	4	24
10:00	0	0	2		6		8		22:00	0	0	1		0		1	
10:15	0	0	1		4		5		22:15	0	0	2		0		2	
10:30	0	0	4		4		8		22:30	0	0	0		1		1	
10:45	0	0	9	16	9	23	18	39	22:45	0	0	0	3	0	1		4
11:00	0	0	7		15		22		23:00	0	0	0		1		1	
11:15	0	0	11		9		20		23:15	0	0	0		2		2	
11:30	0	0	8		4		12		23:30	0	0	0		1		1	
11:45	0	0	5	31	9	37	14	68	23:45	0	0	0		0	4		4
TOTALS				201		220		421	TOTALS				369		400		769
SPLIT %				47.7%		52.3%		35.4%	SPLIT %				48.0%		52.0%		64.6%

DAILY TOTALS	NB	SB	EB	WB	Total
	0	0	570	620	1,190

AM Peak Hour			7:15	7:45	7:45	PM Peak Hour			14:30	14:30	14:30
AM Pk Volume			92	92	181	PM Pk Volume			79	96	175
Pk Hr Factor			0.500	0.676	0.580	Pk Hr Factor			0.760	0.471	0.568
7 - 9 Volume	0	0	123	120	243	4 - 6 Volume	0	0	122	86	208
7 - 9 Peak Hour			7:15	7:45	7:45	4 - 6 Peak Hour			16:45	16:15	16:45
7 - 9 Pk Volume	0	0	92	92	181	4 - 6 Pk Volume	0	0	65	53	111
Pk Hr Factor	0.000	0.000	0.500	0.676	0.580	Pk Hr Factor	0.000	0.000	0.774	0.883	0.925

Prepared by NDS/ATD

Project #: CA23_020030_013 **City:** Burbank

Location: W Oak St Bet. S Lamer St & S Parish Pl **Date:** 1/18/2023

Prepared by National Data & Surveying Services

SPEED

W Oak St Bet. S Lamer St & S Parish Pl

Day: Thursday
Date: 1/19/2023

City: Burbank
Project #: CA23_020030_013e

East Bound

Time	< 15	15 - 19	20 - 24	25 - 29	30 - 34	35 - 39	40 - 44	45 - 49	50 - 54	55 - 59	60 - 64	65 - 69	70 +	Total
0:00 AM	0	1	2	0	0	0	0	0	0	0	0	0	0	3
0:15	0	1	0	0	0	0	0	0	0	0	0	0	0	1
0:30	0	0	0	0	0	0	0	0	0	0	0	0	0	0
0:45	0	0	0	0	0	0	0	0	0	0	0	0	0	0
1:00	0	0	0	0	0	0	0	0	0	0	0	0	0	0
1:15	0	0	0	0	0	0	0	0	0	0	0	0	0	0
1:30	0	0	0	0	0	0	0	0	0	0	0	0	0	0
1:45	0	0	0	0	0	0	0	0	0	0	0	0	0	0
2:00	0	0	0	0	0	0	0	0	0	0	0	0	0	0
2:15	0	0	0	0	0	0	0	0	0	0	0	0	0	0
2:30	0	0	0	0	0	0	0	0	0	0	0	0	0	0
2:45	0	0	0	0	0	0	0	0	0	0	0	0	0	0
3:00	0	0	0	0	0	0	0	0	0	0	0	0	0	0
3:15	0	0	0	0	0	0	0	0	0	0	0	0	0	0
3:30	0	0	1	1	0	0	0	0	0	0	0	0	0	2
3:45	0	0	1	0	0	0	0	0	0	0	0	0	0	1
4:00	0	0	0	0	0	0	0	0	0	0	0	0	0	0
4:15	0	1	0	0	0	0	0	0	0	0	0	0	0	1
4:30	0	0	0	0	0	0	0	0	0	0	0	0	0	0
4:45	0	0	0	0	0	0	0	0	0	0	0	0	0	0
5:00	0	0	0	0	0	0	0	0	0	0	0	0	0	0
5:15	0	0	0	0	0	0	0	0	0	0	0	0	0	0
5:30	0	1	0	0	0	0	0	0	0	0	0	0	0	1
5:45	0	2	1	0	0	0	0	0	0	0	0	0	0	3
6:00	1	0	1	0	0	0	0	0	0	0	0	0	0	2
6:15	0	0	0	0	0	0	0	0	0	0	0	0	0	0
6:30	0	0	1	0	0	0	0	0	0	0	0	0	0	1
6:45	1	1	0	0	0	0	0	0	0	0	0	0	0	2
7:00	0	0	2	1	0	0	0	0	0	0	0	0	0	3
7:15	2	2	0	0	0	0	0	0	0	0	0	0	0	4
7:30	2	3	7	2	0	0	0	0	0	0	0	0	0	14
7:45	1	16	34	6	0	0	0	0	0	0	0	0	0	57
8:00	3	4	8	2	1	0	0	0	0	0	0	0	0	18
8:15	0	1	0	2	0	0	0	0	0	0	0	0	0	3
8:30	0	1	4	2	0	0	0	0	0	0	0	0	0	7
8:45	1	2	3	4	1	0	0	0	0	0	0	0	0	11
9:00	0	2	5	2	0	0	0	0	0	0	0	0	0	9
9:15	1	2	2	1	0	0	0	0	0	0	0	0	0	6
9:30	0	1	2	0	0	0	0	0	0	0	0	0	0	3
9:45	1	0	3	1	0	0	0	0	0	0	0	0	0	5
10:00	0	2	2	0	0	0	0	0	0	0	0	0	0	4
10:15	0	2	0	0	0	0	0	0	0	0	0	0	0	2
10:30	0	5	1	0	0	0	0	0	0	0	0	0	0	6
10:45	0	2	2	0	0	0	0	0	0	0	0	0	0	4
11:00	0	3	1	1	0	0	0	0	0	0	0	0	0	5
11:15	0	2	2	0	0	0	0	0	0	0	0	0	0	4
11:30	0	3	3	1	0	0	0	0	0	0	0	0	0	7
11:45	1	3	2	1	0	0	0	0	0	0	0	0	0	7
12:00 PM	1	3	3	1	3	0	0	0	0	0	0	0	0	11
12:15	1	3	4	0	0	0	0	0	0	0	0	0	0	8
12:30	0	2	2	2	0	0	0	0	0	0	0	0	0	6
12:45	0	1	6	1	0	0	0	0	0	0	0	0	0	8
13:00	1	1	5	3	0	0	0	0	0	0	0	0	0	10
13:15	0	4	3	0	0	0	0	0	0	0	0	0	0	7
13:30	1	3	5	2	0	0	0	0	0	0	0	0	0	11
13:45	0	0	2	0	0	0	0	0	0	0	0	0	0	2
14:00	2	0	6	0	0	0	0	0	0	0	0	0	0	8
14:15	1	4	4	0	0	0	0	0	0	0	0	0	0	9
14:30	0	4	2	2	0	0	0	0	0	0	0	0	0	8
14:45	1	5	8	3	0	0	0	0	0	0	0	0	0	17
15:00	2	16	15	5	0	0	0	0	0	0	0	0	0	38
15:15	0	5	22	4	1	0	0	0	0	0	0	0	0	32
15:30	0	3	5	2	0	0	0	0	0	0	0	0	0	10
15:45	0	4	5	0	0	0	0	0	0	0	0	0	0	9
16:00	1	4	8	3	0	0	0	0	0	0	0	0	0	16
16:15	0	1	7	0	0	0	0	0	0	0	0	0	0	8
16:30	2	5	4	1	0	0	0	0	0	0	0	0	0	12
16:45	0	5	10	3	0	0	0	0	0	0	0	0	0	18
17:00	0	3	9	1	1	0	0	0	0	0	0	0	0	14
17:15	0	1	2	1	0	0	0	0	0	0	0	0	0	4
17:30	1	3	2	3	0	0	0	0	0	0	0	0	0	9
17:45	0	2	2	1	0	0	0	0	0	0	0	0	0	5
18:00	1	0	7	1	0	0	0	0	0	0	0	0	0	9
18:15	0	0	4	0	0	0	0	0	0	0	0	0	0	4
18:30	0	2	2	3	0	0	0	0	0	0	0	0	0	7
18:45	0	0	3	2	1	0	0	0	0	0	0	0	0	6
19:00	1	2	1	0	1	0	0	0	0	0	0	0	0	5
19:15	0	2	3	1	0	0	0	0	0	0	0	0	0	6
19:30	0	3	3	0	0	0	0	0	0	0	0	0	0	6
19:45	1	1	4	1	0	0	0	0	0	0	0	0	0	7
20:00	0	1	1	0	0	0	0	0	0	0	0	0	0	2
20:15	0	0	2	1	0	0	0	0	0	0	0	0	0	3
20:30	0	7	2	1	0	0	0	0	0	0	0	0	0	10
20:45	0	1	0	0	0	0	0	0	0	0	0	0	0	1
21:00	0	0	3	0	0	0	0	0	0	0	0	0	0	3
21:15	0	0	2	0	0	0	0	0	0	0	0	0	0	2
21:30	0	1	1	0	0	0	0	0	0	0	0	0	0	2
21:45	0	1	0	0	0	0	0	0	0	0	0	0	0	1
22:00	0	0	0	0	0	0	0	0	0	0	0	0	0	0
22:15	0	0	0	0	0	0	0	0	0	0	0	0	0	0
22:30	0	1	0	0	0	0	0	0	0	0	0	0	0	1
22:45	0	3	0	0	0	0	0	0	0	0	0	0	0	3
23:00	0	0	0	0	1	0	0	0	0	0	0	0	0	1
23:15	0	0	0	1	0	0	0	0	0	0	0	0	0	1
23:30	0	1	1	0	0	0	0	0	0	0	0	0	0	2
23:45	0	0	0	0	0	0	0	0	0	0	0	0	0	0
Totals	31	171	270	76	10									558
% of Totals	6%	31%	48%	14%	2%									100%

AM Volumes	14	63	90	27	2	0	0	0	0	0	0	0	0	196
% AM	3%	11%	16%	5%	0%									35%
AM Peak Hour	7:15	7:15	7:15	7:30	11:15									7:15
Volume	8	25	49	12	3									93
PM Volumes	17	108	180	49	8	0	0	0	0	0	0	0	0	362
% PM	3%	19%	32%	9%	1%									65%
PM Peak Hour	13:30	14:30	14:45	14:30	12:00									14:45
Volume	4	30	50	14	3									97

Directional Peak Periods	AM 7-9			NOON 12-2			PM 4-6			Off Peak Volumes		
All Classes	Volume	⟷	%	Volume	⟷	%	Volume	⟷	%	Volume	⟷	%
	117		21%	63		11%	86		15%	292		52%

Street Name	Direction	Percentiles					
		15th	50th	Average	85th	95th	ADT
W Oak St	East Bound	17	21	21	25	29	558
W Oak St	West Bound	19	24	24	29	32	637

Prepared by National Data & Surveying Services

SPEED

W Oak St Bet. S Lamer St & S Parish Pl

Day: Thursday
Date: 1/19/2023

City: Burbank
Project #: CA23_020030_013w

West Bound

Time	< 15	15 - 19	20 - 24	25 - 29	30 - 34	35 - 39	40 - 44	45 - 49	50 - 54	55 - 59	60 - 64	65 - 69	70 +	Total
0:00 AM	0	0	0	0	0	0	0	0	0	0	0	0	0	0
0:15	0	0	0	0	0	0	0	0	0	0	0	0	0	0
0:30	0	0	0	0	0	0	0	0	0	0	0	0	0	0
0:45	0	0	0	0	0	0	0	0	0	0	0	0	0	0
1:00	0	0	0	1	0	0	0	0	0	0	0	0	0	1
1:15	0	0	0	0	0	0	0	0	0	0	0	0	0	0
1:30	0	0	0	0	0	0	0	0	0	0	0	0	0	0
1:45	0	0	0	0	0	0	0	0	0	0	0	0	0	0
2:00	0	1	0	0	0	0	0	0	0	0	0	0	0	1
2:15	0	0	0	0	0	0	0	0	0	0	0	0	0	0
2:30	0	0	0	0	0	0	0	0	0	0	0	0	0	0
2:45	0	0	0	0	0	0	0	0	0	0	0	0	0	0
3:00	0	0	0	0	0	0	0	0	0	0	0	0	0	0
3:15	0	1	0	0	0	0	0	0	0	0	0	0	0	1
3:30	0	1	0	0	0	0	0	0	0	0	0	0	0	1
3:45	0	0	0	0	0	0	0	0	0	0	0	0	0	0
4:00	0	0	0	0	0	0	0	0	0	0	0	0	0	0
4:15	0	0	0	0	0	0	0	0	0	0	0	0	0	0
4:30	0	0	0	0	0	0	0	0	0	0	0	0	0	0
4:45	0	0	0	0	0	0	0	0	0	0	0	0	0	0
5:00	0	0	1	0	0	0	0	0	0	0	0	0	0	1
5:15	0	1	0	0	0	0	0	0	0	0	0	0	0	1
5:30	0	0	1	0	0	0	0	0	0	0	0	0	0	1
5:45	0	0	4	0	0	0	0	0	0	0	0	0	0	4
6:00	0	1	1	1	0	0	0	0	0	0	0	0	0	3
6:15	0	0	0	0	0	0	0	0	0	0	0	0	0	0
6:30	0	0	1	0	0	0	0	0	0	0	0	0	0	1
6:45	0	0	1	2	0	0	0	0	0	0	0	0	0	3
7:00	1	2	0	3	0	0	0	0	0	0	0	0	0	6
7:15	0	0	2	1	1	0	0	0	0	0	0	0	0	4
7:30	1	2	4	2	1	0	0	0	0	0	0	0	0	10
7:45	0	1	12	14	2	0	0	0	0	0	0	0	0	29
8:00	0	1	12	18	2	1	0	0	0	0	0	0	0	34
8:15	0	3	6	5	2	1	0	0	0	0	0	0	0	17
8:30	3	1	3	2	0	0	0	0	0	0	0	0	0	9
8:45	0	0	4	3	0	0	0	0	0	0	0	0	0	7
9:00	0	2	6	0	0	0	0	0	0	0	0	0	0	8
9:15	1	0	0	5	0	0	0	0	0	0	0	0	0	6
9:30	0	2	4	1	1	0	0	0	0	0	0	0	0	8
9:45	0	1	5	0	1	0	0	0	0	0	0	0	0	7
10:00	0	2	1	1	0	0	0	0	0	0	0	0	0	4
10:15	0	0	2	0	0	0	0	0	0	0	0	0	0	2
10:30	0	1	3	5	0	0	0	0	0	0	0	0	0	9
10:45	0	3	5	0	2	0	0	0	0	0	0	0	0	10
11:00	2	1	4	4	2	0	0	0	0	0	0	0	0	13
11:15	0	1	0	2	2	0	0	0	0	0	0	0	0	5
11:30	0	1	2	2	3	1	0	0	0	0	0	0	0	9
11:45	0	0	4	1	1	0	0	0	0	0	0	0	0	6
12:00 PM	0	1	2	4	3	0	0	0	0	0	0	0	0	10
12:15	0	4	5	4	0	1	0	0	0	0	0	0	0	14
12:30	0	0	3	4	0	0	0	0	0	0	0	0	0	7
12:45	0	1	5	3	2	0	0	0	0	0	0	0	0	11
13:00	0	2	3	6	1	0	0	0	0	0	0	0	0	12
13:15	0	4	2	1	0	0	0	0	0	0	0	0	0	7
13:30	0	2	5	2	0	0	0	0	0	0	0	0	0	9
13:45	1	0	3	2	1	0	0	0	0	0	0	0	0	7
14:00	0	0	5	5	0	0	0	0	0	0	0	0	0	10
14:15	0	1	5	3	3	0	0	0	0	0	0	0	0	12
14:30	0	1	8	2	1	0	0	0	0	0	0	0	0	12
14:45	1	3	6	4	0	0	0	0	0	0	0	0	0	14
15:00	0	2	11	3	1	0	0	0	0	0	0	0	0	17
15:15	2	7	28	10	0	1	0	0	0	0	0	0	0	48
15:30	0	3	5	6	0	0	0	0	0	0	0	0	0	14
15:45	0	3	10	4	0	0	0	0	0	0	0	0	0	17
16:00	0	2	6	5	1	0	0	0	0	0	0	0	0	14
16:15	0	0	5	2	1	0	0	0	0	0	0	0	0	8
16:30	0	3	4	2	2	0	0	0	0	0	0	0	0	11
16:45	0	4	6	3	0	0	0	0	0	0	0	0	0	13
17:00	0	0	3	3	2	0	0	0	0	0	0	0	0	8
17:15	0	3	6	5	1	0	0	0	0	0	0	0	0	15
17:30	0	3	1	5	1	0	0	0	0	0	0	0	0	10
17:45	0	2	8	3	1	0	0	0	0	0	0	0	0	14
18:00	0	0	6	3	0	0	0	0	0	0	0	0	0	9
18:15	0	1	1	1	2	0	0	0	0	0	0	0	0	5
18:30	1	2	5	2	0	0	0	0	0	0	0	0	0	10
18:45	0	1	5	1	0	0	0	0	0	0	0	0	0	7
19:00	0	1	4	3	0	0	0	0	0	0	0	0	0	8
19:15	1	0	3	2	0	0	0	0	0	0	0	0	0	6
19:30	0	1	4	1	1	0	0	0	0	0	0	0	0	7
19:45	1	1	2	0	0	0	0	0	0	0	0	0	0	4
20:00	0	1	3	1	1	0	0	0	0	0	0	0	0	6
20:15	0	1	0	1	0	0	0	0	0	0	0	0	0	2
20:30	0	0	1	1	1	0	0	0	0	0	0	0	0	3
20:45	0	1	5	1	0	0	0	0	0	0	0	0	0	7
21:00	0	1	2	1	0	0	0	0	0	0	0	0	0	4
21:15	0	1	1	0	0	0	0	0	0	0	0	0	0	2
21:30	0	0	2	1	0	0	0	0	0	0	0	0	0	3
21:45	0	1	2	3	2	0	0	0	0	0	0	0	0	8
22:00	0	0	4	0	0	0	0	0	0	0	0	0	0	4
22:15	0	1	1	0	1	0	0	0	0	0	0	0	0	3
22:30	0	0	0	0	0	0	0	0	0	0	0	0	0	0
22:45	0	0	0	1	0	0	0	0	0	0	0	0	0	1
23:00	0	0	0	0	0	0	0	0	0	0	0	0	0	0
23:15	0	0	1	0	0	0	0	0	0	0	0	0	0	1
23:30	0	0	0	0	0	0	0	0	0	0	0	0	0	0
23:45	0	0	1	1	0	0	0	0	0	0	0	0	0	2
Totals	15	94	285	188	49	5								637
% of Totals	2%	15%	45%	30%	8%	1%								100%

AM Volumes	8	29	88	73	20	3	0	0	0	0	0	0	0	221
% AM	1%	5%	14%	11%	3%	0%								35%
AM Peak Hour	8:30	7:30	7:30	7:30	10:45	7:30								7:30
Volume	4	7	34	39	9	2								90
PM Volumes	7	65	198	115	29	2	0	0	0	0	0	0	0	416
% PM	1%	10%	31%	18%	5%	0%								65%
PM Peak Hour	14:30	14:45	15:00	15:15	12:00	12:00								15:00
Volume	3	15	54	25	5	1								96

Directional Peak Periods	AM 7-9			NOON 12-2			PM 4-6			Off Peak Volumes		
All Classes	Volume	⟷	%	Volume	⟷	%	Volume	⟷	%	Volume	⟷	%
	116		18%	77		12%	93		15%	351		55%

Street Name	Direction	Percentiles					
		15th	50th	Average	85th	95th	ADT
W Oak St	East Bound	17	21	21	25	29	558
W Oak St	West Bound	19	24	24	29	32	637

Prepared by National Data & Surveying Services

SPEED

W Oak St Bet. S Lamer St & S Parish Pl

Day: Thursday
Date: 1/19/2023

City: Burbank
Project #: CA23_020030_013

Summary

Time	< 15	15 - 19	20 - 24	25 - 29	30 - 34	35 - 39	40 - 44	45 - 49	50 - 54	55 - 59	60 - 64	65 - 69	70 +	Total
0:00 AM	0	1	2	0	0	0	0	0	0	0	0	0	0	3
0:15	0	1	0	0	0	0	0	0	0	0	0	0	0	1
0:30	0	0	0	0	0	0	0	0	0	0	0	0	0	0
0:45	0	0	0	0	0	0	0	0	0	0	0	0	0	0
1:00	0	0	0	1	0	0	0	0	0	0	0	0	0	1
1:15	0	0	0	0	0	0	0	0	0	0	0	0	0	0
1:30	0	0	0	0	0	0	0	0	0	0	0	0	0	0
1:45	0	0	0	0	0	0	0	0	0	0	0	0	0	0
2:00	0	1	0	0	0	0	0	0	0	0	0	0	0	1
2:15	0	0	0	0	0	0	0	0	0	0	0	0	0	0
2:30	0	0	0	0	0	0	0	0	0	0	0	0	0	0
2:45	0	0	0	0	0	0	0	0	0	0	0	0	0	0
3:00	0	0	0	0	0	0	0	0	0	0	0	0	0	0
3:15	0	1	0	0	0	0	0	0	0	0	0	0	0	1
3:30	0	1	1	1	0	0	0	0	0	0	0	0	0	3
3:45	0	0	1	0	0	0	0	0	0	0	0	0	0	1
4:00	0	0	0	0	0	0	0	0	0	0	0	0	0	0
4:15	0	1	0	0	0	0	0	0	0	0	0	0	0	1
4:30	0	0	0	0	0	0	0	0	0	0	0	0	0	0
4:45	0	0	0	0	0	0	0	0	0	0	0	0	0	0
5:00	0	0	1	0	0	0	0	0	0	0	0	0	0	1
5:15	0	1	0	0	0	0	0	0	0	0	0	0	0	1
5:30	0	1	1	0	0	0	0	0	0	0	0	0	0	2
5:45	0	2	5	0	0	0	0	0	0	0	0	0	0	7
6:00	1	1	2	1	0	0	0	0	0	0	0	0	0	5
6:15	0	0	0	0	0	0	0	0	0	0	0	0	0	0
6:30	0	0	2	0	0	0	0	0	0	0	0	0	0	2
6:45	1	1	1	2	0	0	0	0	0	0	0	0	0	5
7:00	1	2	2	4	0	0	0	0	0	0	0	0	0	9
7:15	2	2	2	1	1	0	0	0	0	0	0	0	0	8
7:30	3	5	11	4	1	0	0	0	0	0	0	0	0	24
7:45	1	17	46	20	2	0	0	0	0	0	0	0	0	86
8:00	3	5	20	20	3	1	0	0	0	0	0	0	0	52
8:15	0	4	6	7	2	1	0	0	0	0	0	0	0	20
8:30	3	2	7	4	0	0	0	0	0	0	0	0	0	16
8:45	1	2	7	7	1	0	0	0	0	0	0	0	0	18
9:00	0	4	11	2	0	0	0	0	0	0	0	0	0	17
9:15	2	2	2	6	0	0	0	0	0	0	0	0	0	12
9:30	0	3	6	1	1	0	0	0	0	0	0	0	0	11
9:45	1	1	8	1	1	0	0	0	0	0	0	0	0	12
10:00	0	4	3	1	0	0	0	0	0	0	0	0	0	8
10:15	0	2	2	0	0	0	0	0	0	0	0	0	0	4
10:30	0	6	4	5	0	0	0	0	0	0	0	0	0	15
10:45	0	5	7	0	2	0	0	0	0	0	0	0	0	14
11:00	2	4	5	5	2	0	0	0	0	0	0	0	0	18
11:15	0	3	2	2	2	0	0	0	0	0	0	0	0	9
11:30	0	4	5	3	3	1	0	0	0	0	0	0	0	16
11:45	1	3	6	2	1	0	0	0	0	0	0	0	0	13
12:00 PM	1	4	5	5	6	0	0	0	0	0	0	0	0	21
12:15	1	7	9	4	0	1	0	0	0	0	0	0	0	22
12:30	0	2	5	6	0	0	0	0	0	0	0	0	0	13
12:45	0	2	11	4	2	0	0	0	0	0	0	0	0	19
13:00	1	3	8	9	1	0	0	0	0	0	0	0	0	22
13:15	0	8	5	1	0	0	0	0	0	0	0	0	0	14
13:30	1	5	10	4	0	0	0	0	0	0	0	0	0	20
13:45	1	0	5	2	1	0	0	0	0	0	0	0	0	9
14:00	2	0	11	5	0	0	0	0	0	0	0	0	0	18
14:15	1	5	9	3	3	0	0	0	0	0	0	0	0	21
14:30	0	5	10	4	1	0	0	0	0	0	0	0	0	20
14:45	2	8	14	7	0	0	0	0	0	0	0	0	0	31
15:00	2	18	26	8	1	0	0	0	0	0	0	0	0	55
15:15	2	12	50	14	1	1	0	0	0	0	0	0	0	80
15:30	0	6	10	8	0	0	0	0	0	0	0	0	0	24
15:45	0	7	15	4	0	0	0	0	0	0	0	0	0	26
16:00	1	6	14	8	1	0	0	0	0	0	0	0	0	30
16:15	0	1	12	2	1	0	0	0	0	0	0	0	0	16
16:30	2	8	8	3	2	0	0	0	0	0	0	0	0	23
16:45	0	9	16	6	0	0	0	0	0	0	0	0	0	31
17:00	0	3	12	4	3	0	0	0	0	0	0	0	0	22
17:15	0	4	8	6	1	0	0	0	0	0	0	0	0	19
17:30	1	6	3	8	1	0	0	0	0	0	0	0	0	19
17:45	0	4	10	4	1	0	0	0	0	0	0	0	0	19
18:00	1	0	13	4	0	0	0	0	0	0	0	0	0	18
18:15	0	1	5	1	2	0	0	0	0	0	0	0	0	9
18:30	1	4	7	5	0	0	0	0	0	0	0	0	0	17
18:45	0	1	8	3	1	0	0	0	0	0	0	0	0	13
19:00	1	3	5	3	1	0	0	0	0	0	0	0	0	13
19:15	1	2	6	3	0	0	0	0	0	0	0	0	0	12
19:30	0	4	7	1	1	0	0	0	0	0	0	0	0	13
19:45	2	2	6	1	0	0	0	0	0	0	0	0	0	11
20:00	0	2	4	1	1	0	0	0	0	0	0	0	0	8
20:15	0	1	2	2	0	0	0	0	0	0	0	0	0	5
20:30	0	7	3	2	1	0	0	0	0	0	0	0	0	13
20:45	0	2	5	1	0	0	0	0	0	0	0	0	0	8
21:00	0	1	5	1	0	0	0	0	0	0	0	0	0	7
21:15	0	1	3	0	0	0	0	0	0	0	0	0	0	4
21:30	0	1	3	1	0	0	0	0	0	0	0	0	0	5
21:45	0	2	2	3	2	0	0	0	0	0	0	0	0	9
22:00	0	0	4	0	0	0	0	0	0	0	0	0	0	4
22:15	0	1	1	0	1	0	0	0	0	0	0	0	0	3
22:30	0	1	0	0	0	0	0	0	0	0	0	0	0	1
22:45	0	3	0	1	0	0	0	0	0	0	0	0	0	4
23:00	0	0	0	0	1	0	0	0	0	0	0	0	0	1
23:15	0	0	1	1	0	0	0	0	0	0	0	0	0	2
23:30	0	1	1	0	0	0	0	0	0	0	0	0	0	2
23:45	0	0	1	1	0	0	0	0	0	0	0	0	0	2
Totals	46	265	556	264	59	5								1195
% of Totals	4%	22%	47%	22%	5%	0%								100%

AM Volumes	22	92	178	100	22	3	0	0	0	0	0	0	0	417
% AM	2%	8%	15%	8%	2%	0%								35%
AM Peak Hour	7:15	7:30	7:30	7:30	11:15	7:30								7:30
Volume	9	31	83	51	12	2								182
PM Volumes	24	173	378	164	37	2	0	0	0	0	0	0	0	778
% PM	2%	14%	32%	14%	3%	0%								65%
PM Peak Hour	14:30	14:45	15:00	14:45	12:00	12:00								14:45
Volume	6	44	101	37	8	1								190

Directional Peak Periods	AM 7-9			NOON 12-2			PM 4-6			Off Peak Volumes		
All Classes	Volume	⟷	%	Volume	⟷	%	Volume	⟷	%	Volume	⟷	%
	233		19%	140		12%	179		15%	643		54%

Street Name	Direction	Percentiles					
		15th	50th	Average	85th	95th	ADT
W Oak St	Summary	18	23	23	28	30	1195

Prepared by National Data & Surveying Services

SPEED

W Oak St Bet. S Lamer St & S Parish Pl

Day: Thursday
Date: 1/19/2023

City: Burbank
Project #: CA23_020030_013e

East Bound

Time	< 15	15 - 19	20 - 24	25 - 29	30 - 34	35 - 39	40 - 44	45 - 49	50 - 54	55 - 59	60 - 64	65 - 69	70 +	Total
0:00 AM	0	2	2	0	0	0	0	0	0	0	0	0	0	4
1:00	0	0	0	0	0	0	0	0	0	0	0	0	0	0
2:00	0	0	0	0	0	0	0	0	0	0	0	0	0	0
3:00	0	0	2	1	0	0	0	0	0	0	0	0	0	3
4:00	0	1	0	0	0	0	0	0	0	0	0	0	0	1
5:00	0	3	1	0	0	0	0	0	0	0	0	0	0	4
6:00	2	1	2	0	0	0	0	0	0	0	0	0	0	5
7:00	5	21	43	9	0	0	0	0	0	0	0	0	0	78
8:00	4	8	15	10	2	0	0	0	0	0	0	0	0	39
9:00	2	5	12	4	0	0	0	0	0	0	0	0	0	23
10:00	0	11	5	0	0	0	0	0	0	0	0	0	0	16
11:00	1	11	8	3	0	0	0	0	0	0	0	0	0	23
12:00 PM	2	9	15	4	3	0	0	0	0	0	0	0	0	33
13:00	2	8	15	5	0	0	0	0	0	0	0	0	0	30
14:00	4	13	20	5	0	0	0	0	0	0	0	0	0	42
15:00	2	28	47	11	1	0	0	0	0	0	0	0	0	89
16:00	3	15	29	7	0	0	0	0	0	0	0	0	0	54
17:00	1	9	15	6	1	0	0	0	0	0	0	0	0	32
18:00	1	2	16	6	1	0	0	0	0	0	0	0	0	26
19:00	2	8	11	2	1	0	0	0	0	0	0	0	0	24
20:00	0	9	5	2	0	0	0	0	0	0	0	0	0	16
21:00	0	2	6	0	0	0	0	0	0	0	0	0	0	8
22:00	0	4	0	0	0	0	0	0	0	0	0	0	0	4
23:00	0	1	1	1	1	0	0	0	0	0	0	0	0	4
Totals	31	171	270	76	10									558
% of Totals	6%	31%	48%	14%	2%									100%

AM Volumes	14	63	90	27	2	0	0	0	0	0	0	0	0	196
% AM	3%	11%	16%	5%	0%									35%
AM Peak Hour	7:00	7:00	7:00	8:00	8:00									7:00
Volume	5	21	43	10	2									78
PM Volumes	17	108	180	49	8	0	0	0	0	0	0	0	0	362
% PM	3%	19%	32%	9%	1%									65%
PM Peak Hour	14:00	15:00	15:00	15:00	12:00									15:00
Volume	4	28	47	11	3									89

Directional Peak Periods	AM 7-9			NOON 12-2			PM 4-6			Off Peak Volumes		
All Speeds	Volume		%	Volume		%	Volume		%	Volume		%
	117	↔	21%	63	↔	11%	86	↔	15%	292	↔	52%

Street Name	Direction	Percentiles					
		15th	50th	Average	85th	95th	ADT
W Oak St	East Bound	17	21	21	25	29	558
W Oak St	West Bound	19	24	24	29	32	637

Prepared by National Data & Surveying Services

SPEED

W Oak St Bet. S Lamer St & S Parish Pl

Day: Thursday
Date: 1/19/2023

City: Burbank
Project #: CA23_020030_013w

West Bound

Time	< 15	15 - 19	20 - 24	25 - 29	30 - 34	35 - 39	40 - 44	45 - 49	50 - 54	55 - 59	60 - 64	65 - 69	70 +	Total
0:00 AM	0	0	0	0	0	0	0	0	0	0	0	0	0	0
1:00	0	0	0	1	0	0	0	0	0	0	0	0	0	1
2:00	0	1	0	0	0	0	0	0	0	0	0	0	0	1
3:00	0	2	0	0	0	0	0	0	0	0	0	0	0	2
4:00	0	0	0	0	0	0	0	0	0	0	0	0	0	0
5:00	0	1	6	0	0	0	0	0	0	0	0	0	0	7
6:00	0	1	3	3	0	0	0	0	0	0	0	0	0	7
7:00	2	5	18	20	4	0	0	0	0	0	0	0	0	49
8:00	3	5	25	28	4	2	0	0	0	0	0	0	0	67
9:00	1	5	15	6	2	0	0	0	0	0	0	0	0	29
10:00	0	6	11	6	2	0	0	0	0	0	0	0	0	25
11:00	2	3	10	9	8	1	0	0	0	0	0	0	0	33
12:00 PM	0	6	15	15	5	1	0	0	0	0	0	0	0	42
13:00	1	8	13	11	2	0	0	0	0	0	0	0	0	35
14:00	1	5	24	14	4	0	0	0	0	0	0	0	0	48
15:00	2	15	54	23	1	1	0	0	0	0	0	0	0	96
16:00	0	9	21	12	4	0	0	0	0	0	0	0	0	46
17:00	0	8	18	16	5	0	0	0	0	0	0	0	0	47
18:00	1	4	17	7	2	0	0	0	0	0	0	0	0	31
19:00	2	3	13	6	1	0	0	0	0	0	0	0	0	25
20:00	0	3	9	4	2	0	0	0	0	0	0	0	0	18
21:00	0	3	7	5	2	0	0	0	0	0	0	0	0	17
22:00	0	1	5	1	1	0	0	0	0	0	0	0	0	8
23:00	0	0	2	1	0	0	0	0	0	0	0	0	0	3
Totals	15	94	286	188	49	5								637
% of Totals	2%	15%	45%	30%	8%	1%								100%

AM Volumes	8	29	88	73	20	3	0	0	0	0	0	0	0	221
% AM	1%	5%	14%	11%	3%	0%								35%
AM Peak Hour	8:00	10:00	8:00	8:00	11:00	8:00								8:00
Volume	3	6	25	28	8	2								67
PM Volumes	7	65	198	115	29	2	0	0	0	0	0	0	0	416
% PM	1%	10%	31%	18%	5%	0%								65%
PM Peak Hour	15:00	15:00	15:00	15:00	12:00	12:00								15:00
Volume	2	15	54	23	5	1								96

Directional Peak Periods	AM 7-9			NOON 12-2			PM 4-6			Off Peak Volumes		
All Speeds	Volume	↔	%	Volume	↔	%	Volume	↔	%	Volume	↔	%
	116	↔	18%	77	↔	12%	93	↔	15%	351	↔	55%

Street Name	Direction	Percentiles					
		15th	50th	Average	85th	95th	ADT
W Oak St	East Bound	17	21	21	25	29	558
W Oak St	West Bound	19	24	24	29	32	637

Prepared by National Data & Surveying Services

SPEED

W Oak St Bet. S Lamer St & S Parish Pl

Day: Thursday
Date: 1/19/2023

City: Burbank
Project #: CA23_020030_013

Summary

Time	< 15	15 - 19	20 - 24	25 - 29	30 - 34	35 - 39	40 - 44	45 - 49	50 - 54	55 - 59	60 - 64	65 - 69	70 +	Total
0:00 AM	0	2	2	0	0	0	0	0	0	0	0	0	0	4
1:00	0	0	0	1	0	0	0	0	0	0	0	0	0	1
2:00	0	1	0	0	0	0	0	0	0	0	0	0	0	1
3:00	0	2	2	1	0	0	0	0	0	0	0	0	0	5
4:00	0	1	0	0	0	0	0	0	0	0	0	0	0	1
5:00	0	4	7	0	0	0	0	0	0	0	0	0	0	11
6:00	2	2	5	3	0	0	0	0	0	0	0	0	0	12
7:00	7	26	61	29	4	0	0	0	0	0	0	0	0	127
8:00	7	13	40	38	6	2	0	0	0	0	0	0	0	106
9:00	3	10	27	10	2	0	0	0	0	0	0	0	0	52
10:00	0	17	16	6	2	0	0	0	0	0	0	0	0	41
11:00	3	14	18	12	8	1	0	0	0	0	0	0	0	56
12:00 PM	2	15	30	19	8	1	0	0	0	0	0	0	0	75
13:00	3	16	28	16	2	0	0	0	0	0	0	0	0	65
14:00	5	18	44	19	4	0	0	0	0	0	0	0	0	90
15:00	4	43	101	34	2	1	0	0	0	0	0	0	0	185
16:00	3	24	50	19	4	0	0	0	0	0	0	0	0	100
17:00	1	17	33	22	6	0	0	0	0	0	0	0	0	79
18:00	2	6	33	13	3	0	0	0	0	0	0	0	0	57
19:00	4	11	24	8	2	0	0	0	0	0	0	0	0	49
20:00	0	12	14	6	2	0	0	0	0	0	0	0	0	34
21:00	0	5	13	5	2	0	0	0	0	0	0	0	0	25
22:00	0	5	5	1	1	0	0	0	0	0	0	0	0	12
23:00	0	1	3	2	1	0	0	0	0	0	0	0	0	7
Totals	46	265	556	264	59	5								1195
% of Totals	4%	22%	47%	22%	5%	0%								100%

AM Volumes	22	92	178	100	22	3	0	0	0	0	0	0	0	417
% AM	2%	8%	15%	8%	2%	0%								35%
AM Peak Hour	7:00	7:00	7:00	8:00	11:00	8:00								7:00
Volume	7	26	61	38	8	2								127
PM Volumes	24	173	378	164	37	2	0	0	0	0	0	0	0	778
% PM	2%	14%	32%	14%	3%	0%								65%
PM Peak Hour	14:00	15:00	15:00	15:00	12:00	12:00								15:00
Volume	5	43	101	34	8	1								185

Directional Peak Periods	AM 7-9			NOON 12-2			PM 4-6			Off Peak Volumes		
All Speeds	Volume	↔	%	Volume	↔	%	Volume	↔	%	Volume	↔	%
	233	↔	19%	140	↔	12%	179	↔	15%	643	↔	54%

Street Name	Direction	Percentiles					
		15th	50th	Average	85th	95th	ADT
W Oak St	Summary	18	23	23	28	30	1195

Prepared by NDS/ATD

Prepared by National Data & Surveying Services

VOLUME

W Oak St Bet. S Lamer St & S Parish Pl

Day: Thursday
Date: 1/19/2023

City: Burbank
Project #: CA23_020030_013

DAILY TOTALS	NB	SB	EB	WB	Total
	0	0	558	637	1,195

AM Period	NB	SB	EB		WB		TOTAL		PM Period	NB	SB	EB		WB		TOTAL	
0:00	0	0	3		0		3		12:00	0	0	11		10		21	
0:15	0	0	1		0		1		12:15	0	0	8		14		22	
0:30	0	0	0		0				12:30	0	0	6		7		13	
0:45	0	0	0	4	0			4	12:45	0	0	8	33	11	42	19	75
1:00	0	0	0		1		1		13:00	0	0	10		12		22	
1:15	0	0	0		0				13:15	0	0	7		7		14	
1:30	0	0	0		0				13:30	0	0	11		9		20	
1:45	0	0	0		0	1		1	13:45	0	0	2	30	7	35	9	65
2:00	0	0	0		1		1		14:00	0	0	8		10		18	
2:15	0	0	0		0				14:15	0	0	9		12		21	
2:30	0	0	0		0				14:30	0	0	8		12		20	
2:45	0	0	0		0	1		1	14:45	0	0	17	42	14	48	31	90
3:00	0	0	0		0				15:00	0	0	38		17		55	
3:15	0	0	0		1		1		15:15	0	0	32		48		80	
3:30	0	0	2		1		3		15:30	0	0	10		14		24	
3:45	0	0	1	3	0	2	1	5	15:45	0	0	9	89	17	96	26	185
4:00	0	0	0		0				16:00	0	0	16		14		30	
4:15	0	0	1		0		1		16:15	0	0	8		8		16	
4:30	0	0	0		0				16:30	0	0	12		11		23	
4:45	0	0	0	1	0			1	16:45	0	0	18	54	13	46	31	100
5:00	0	0	0		1		1		17:00	0	0	14		8		22	
5:15	0	0	0		1		1		17:15	0	0	4		15		19	
5:30	0	0	1		1		2		17:30	0	0	9		10		19	
5:45	0	0	3	4	4	7	7	11	17:45	0	0	5	32	14	47	19	79
6:00	0	0	2		3		5		18:00	0	0	9		9		18	
6:15	0	0	0		0				18:15	0	0	4		5		9	
6:30	0	0	1		1		2		18:30	0	0	7		10		17	
6:45	0	0	2	5	3	7	5	12	18:45	0	0	6	26	7	31	13	57
7:00	0	0	3		6		9		19:00	0	0	5		8		13	
7:15	0	0	4		4		8		19:15	0	0	6		6		12	
7:30	0	0	14		10		24		19:30	0	0	6		7		13	
7:45	0	0	57	78	29	49	86	127	19:45	0	0	7	24	4	25	11	49
8:00	0	0	18		34		52		20:00	0	0	2		6		8	
8:15	0	0	3		17		20		20:15	0	0	3		2		5	
8:30	0	0	7		9		16		20:30	0	0	10		3		13	
8:45	0	0	11	39	7	67	18	106	20:45	0	0	1	16	7	18	8	34
9:00	0	0	9		8		17		21:00	0	0	3		4		7	
9:15	0	0	6		6		12		21:15	0	0	2		2		4	
9:30	0	0	3		8		11		21:30	0	0	2		3		5	
9:45	0	0	5	23	7	29	12	52	21:45	0	0	1	8	8	17	9	25
10:00	0	0	4		4		8		22:00	0	0	0		4		4	
10:15	0	0	2		2		4		22:15	0	0	0		3		3	
10:30	0	0	6		9		15		22:30	0	0	1		0		1	
10:45	0	0	4	16	10	25	14	41	22:45	0	0	3	4	1	8	4	12
11:00	0	0	5		13		18		23:00	0	0	1		0		1	
11:15	0	0	4		5		9		23:15	0	0	1		1		2	
11:30	0	0	7		9		16		23:30	0	0	2		0		2	
11:45	0	0	7	23	6	33	13	56	23:45	0	0	0	4	2	3	2	7
TOTALS				196		221		**417**	**TOTALS**				362		416		**778**
SPLIT %				47.0%		53.0%		**34.9%**	**SPLIT %**				46.5%		53.5%		**65.1%**

DAILY TOTALS	NB	SB	EB	WB	Total
	0	0	558	637	1,195

AM Peak Hour			7:15	7:30	**7:30**	**PM Peak Hour**			14:45	15:00	**14:45**
AM Pk Volume			93	90	**182**	**PM Pk Volume**			97	96	**190**
Pk Hr Factor			0.408	0.662	**0.529**	**Pk Hr Factor**			0.638	0.500	**0.594**
7 - 9 Volume	0	0	117	116	**233**	**4 - 6 Volume**	0	0	86	93	**179**
7 - 9 Peak Hour			7:15	7:30	**7:30**	**4 - 6 Peak Hour**			16:00	16:30	**16:00**
7 - 9 Pk Volume	0	0	93	90	**182**	**4 - 6 Pk Volume**	0	0	54	47	**100**
Pk Hr Factor	0.000	0.000	0.408	0.662	**0.529**	**Pk Hr Factor**	0.000	0.000	0.750	0.783	**0.806**

Prepared by NDS/ATD

Project #: CA23_020030_013 **City:** Burbank

Location: W Oak St Bet. S Lamer St & S Parish Pl **Date:** 1/19/2023

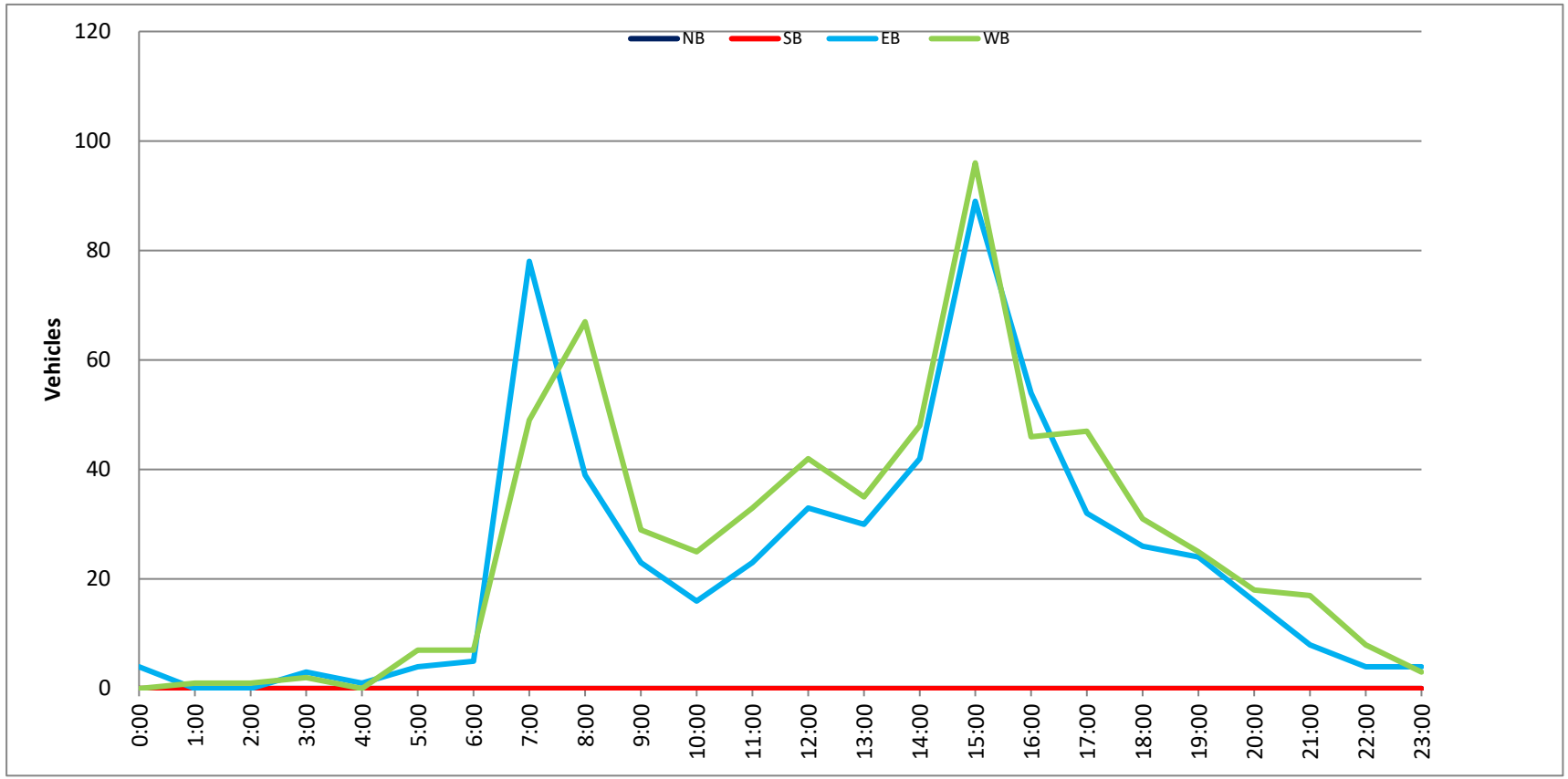

Prepared by National Data & Surveying Services

SPEED

W Oak St Bet. S Virginia Ave & S Lomita St

Day: Tuesday
Date: 1/17/2023

City: Burbank
Project #: CA23_020030_028e

East Bound

Time	< 15	15 - 19	20 - 24	25 - 29	30 - 34	35 - 39	40 - 44	45 - 49	50 - 54	55 - 59	60 - 64	65 - 69	70 +	Total
0:00 AM	0	0	0	0	0	0	0	0	0	0	0	0	0	0
0:15	0	0	1	0	0	0	0	0	0	0	0	0	0	1
0:30	0	0	0	0	0	0	0	0	0	0	0	0	0	0
0:45	0	0	0	0	0	0	0	0	0	0	0	0	0	0
1:00	0	0	0	1	0	0	0	0	0	0	0	0	0	1
1:15	0	0	0	0	0	0	0	0	0	0	0	0	0	0
1:30	0	0	0	0	0	0	0	0	0	0	0	0	0	0
1:45	0	0	0	0	0	0	0	0	0	0	0	0	0	0
2:00	0	0	0	0	0	0	0	0	0	0	0	0	0	0
2:15	0	0	0	0	0	0	0	0	0	0	0	0	0	0
2:30	0	0	0	0	0	0	0	0	0	0	0	0	0	0
2:45	0	0	0	0	0	0	0	0	0	0	0	0	0	0
3:00	0	0	0	0	0	0	0	0	0	0	0	0	0	0
3:15	0	0	0	0	0	0	0	0	0	0	0	0	0	0
3:30	0	0	0	0	0	0	0	0	0	0	0	0	0	0
3:45	0	0	0	0	0	0	0	0	0	0	0	0	0	0
4:00	0	0	0	0	0	0	0	0	0	0	0	0	0	0
4:15	0	0	0	0	0	0	0	0	0	0	0	0	0	0
4:30	0	0	0	0	0	0	0	0	0	0	0	0	0	0
4:45	0	0	0	0	1	0	0	0	0	0	0	0	0	1
5:00	0	0	0	0	1	0	0	0	0	0	0	0	0	1
5:15	0	0	0	1	0	0	0	0	0	0	0	0	0	1
5:30	0	0	0	1	0	0	0	0	0	0	0	0	0	1
5:45	0	1	1	0	0	0	0	0	0	0	0	0	0	2
6:00	0	0	0	0	1	0	0	0	0	0	0	0	0	1
6:15	0	0	0	1	0	0	0	0	0	0	0	0	0	1
6:30	1	1	1	1	0	0	0	0	0	0	0	0	0	4
6:45	0	1	1	1	0	0	0	0	0	0	0	0	0	3
7:00	0	0	1	2	1	0	0	0	0	0	0	0	0	4
7:15	0	0	3	4	3	0	0	0	0	0	0	0	0	10
7:30	9	17	22	10	2	0	0	0	0	0	0	0	0	60
7:45	22	22	6	2	0	0	0	0	0	0	0	0	0	52
8:00	1	3	4	6	2	0	0	0	0	0	0	0	0	16
8:15	1	1	6	11	6	0	0	0	0	0	0	0	0	25
8:30	0	1	3	5	2	0	0	0	0	0	0	0	0	11
8:45	0	0	3	8	1	0	0	0	0	0	0	0	0	12
9:00	0	1	4	6	0	0	0	0	0	0	0	0	0	11
9:15	0	0	1	3	2	0	0	0	0	0	0	0	0	6
9:30	0	3	4	3	1	0	0	0	0	0	0	0	0	11
9:45	0	2	7	5	0	0	0	0	0	0	0	0	0	14
10:00	1	0	5	2	0	0	0	0	0	0	0	0	0	8
10:15	0	1	0	8	1	1	0	0	0	0	0	0	0	11
10:30	1	0	3	7	0	0	0	0	0	0	0	0	0	11
10:45	0	1	1	7	1	0	0	0	0	0	0	0	0	10
11:00	3	1	0	5	4	0	0	0	0	0	0	0	0	13
11:15	0	0	4	5	0	0	0	0	0	0	0	0	0	9
11:30	1	1	5	0	0	0	0	0	0	0	0	0	0	7
11:45	2	3	3	4	1	0	0	0	0	0	0	0	0	13
12:00 PM	0	2	4	4	2	1	0	0	0	0	0	0	0	13
12:15	0	0	5	7	1	0	0	0	0	0	0	0	0	13
12:30	0	0	6	2	2	1	0	0	0	0	0	0	0	11
12:45	0	0	9	4	0	0	0	0	0	0	0	0	0	13
13:00	0	0	5	5	2	0	0	0	0	0	0	0	0	12
13:15	0	0	5	7	5	0	0	0	0	0	0	0	0	17
13:30	3	1	2	5	2	0	0	0	0	0	0	0	0	13
13:45	4	8	7	4	1	0	0	0	0	0	0	0	0	24
14:00	8	5	8	2	0	0	0	0	0	0	0	0	0	23
14:15	38	12	9	1	1	0	0	0	0	0	0	0	0	61
14:30	4	7	7	5	2	0	0	0	0	0	0	0	0	25
14:45	3	7	10	6	0	0	0	0	0	0	0	0	0	26
15:00	2	7	6	5	1	0	0	0	0	0	0	0	0	21
15:15	0	1	3	2	2	0	0	0	0	0	0	0	0	8
15:30	1	1	3	2	1	1	1	0	0	0	0	0	0	10
15:45	0	3	4	5	1	0	0	0	0	0	0	0	0	13
16:00	0	6	5	4	1	2	0	0	0	0	0	0	0	18
16:15	2	0	6	2	6	0	0	0	0	0	0	0	0	16
16:30	1	5	8	4	1	0	0	0	0	0	0	0	0	19
16:45	4	1	3	1	1	0	0	0	0	0	0	0	0	10
17:00	0	1	5	3	4	0	0	0	0	0	0	0	0	13
17:15	2	2	2	7	1	0	0	0	0	0	0	0	0	14
17:30	1	0	3	3	1	0	0	0	0	0	0	0	0	8
17:45	0	1	4	0	2	2	0	0	0	0	0	0	0	9
18:00	2	0	2	2	2	0	0	0	0	0	0	0	0	8
18:15	1	1	2	3	0	0	0	0	0	0	0	0	0	7
18:30	4	4	5	4	1	0	0	0	0	0	0	0	0	18
18:45	0	0	4	0	1	2	0	0	0	0	0	0	0	7
19:00	0	1	2	1	0	0	0	0	0	0	0	0	0	4
19:15	0	0	1	7	1	0	0	0	0	0	0	0	0	9
19:30	0	0	1	3	1	0	0	0	0	0	0	0	0	5
19:45	0	1	4	0	0	0	0	0	0	0	0	0	0	5
20:00	0	0	0	2	1	0	0	0	0	0	0	0	0	3
20:15	0	0	2	2	1	0	0	0	0	0	0	0	0	5
20:30	0	0	2	3	2	0	0	0	0	0	0	0	0	7
20:45	0	0	0	6	1	0	0	0	0	0	0	0	0	7
21:00	0	0	0	1	0	0	0	0	0	0	0	0	0	1
21:15	0	2	0	0	0	0	0	0	0	0	0	0	0	2
21:30	0	0	1	1	0	0	0	0	0	0	0	0	0	2
21:45	0	0	0	0	0	0	0	0	0	0	0	0	0	0
22:00	0	0	0	1	1	0	0	0	0	0	0	0	0	2
22:15	0	1	0	1	1	0	0	0	0	0	0	0	0	3
22:30	1	0	0	0	0	0	0	0	0	0	0	0	0	1
22:45	0	0	2	1	1	0	0	0	0	0	0	0	0	4
23:00	0	0	1	0	2	0	0	0	0	0	0	0	0	3
23:15	0	0	0	0	0	0	0	0	0	0	0	0	0	0
23:30	0	0	1	0	0	0	0	0	0	0	0	0	0	1
23:45	0	0	0	1	0	0	0	0	0	0	0	0	0	1
Totals	123	140	243	238	86	10	1							846
% of Totals	15%	17%	29%	28%	10%	1%	0%							100%
AM Volumes	42	60	89	109	30	1	0	0	0	0	0	0	0	331
% AM	5%	7%	11%	13%	4%	0%								39%
AM Peak Hour	7:30	7:30	7:30	8:00	8:00	11:45								7:30
Volume	33	43	38	30	11	2								153
PM Volumes	81	80	159	129	56	9	1	0	0	0	0	0	0	515
% PM	10%	9%	19%	15%	7%	1%	0%							61%
PM Peak Hour	13:45	14:15	14:00	12:45	16:15	15:15	14:45							14:00
Volume	54	33	34	21	12	3	1							135

Directional Peak Periods	AM 7-9			NOON 12-2			PM 4-6			Off Peak Volumes		
All Classes	Volume	⟷	%	Volume	⟷	%	Volume	⟷	%	Volume	⟷	%
	190		22%	116		14%	107		13%	433		51%

Street Name	Direction	Percentiles					
		15th	50th	Average	85th	95th	ADT
W Oak St	East Bound	15	23	22	29	33	846
W Oak St	West Bound	17	23	23	29	32	722

Prepared by National Data & Surveying Services

SPEED

W Oak St Bet. S Virginia Ave & S Lomita St

Day: Tuesday
Date: 1/17/2023

City: Burbank
Project #: CA23_020030_028w

West Bound

Time	< 15	15 - 19	20 - 24	25 - 29	30 - 34	35 - 39	40 - 44	45 - 49	50 - 54	55 - 59	60 - 64	65 - 69	70 +	Total
0:00 AM	0	0	0	0	0	0	0	0	0	0	0	0	0	0
0:15	0	0	0	1	0	0	0	0	0	0	0	0	0	1
0:30	0	0	0	0	0	0	0	0	0	0	0	0	0	0
0:45	0	0	0	0	0	1	0	0	0	0	0	0	0	1
1:00	0	0	0	0	0	0	0	0	0	0	0	0	0	0
1:15	0	0	0	0	0	0	0	0	0	0	0	0	0	0
1:30	0	0	0	0	0	0	0	0	0	0	0	0	0	0
1:45	0	0	0	0	0	0	0	0	0	0	0	0	0	0
2:00	0	0	0	0	0	0	0	0	0	0	0	0	0	0
2:15	0	0	0	0	0	0	0	0	0	0	0	0	0	0
2:30	0	0	0	0	0	0	0	0	0	0	0	0	0	0
2:45	0	0	0	0	0	0	0	0	0	0	0	0	0	0
3:00	0	0	0	0	0	0	0	0	0	0	0	0	0	0
3:15	0	0	0	0	0	0	0	0	0	0	0	0	0	0
3:30	0	0	0	0	0	0	0	0	0	0	0	0	0	0
3:45	0	0	0	0	0	0	0	0	0	0	0	0	0	0
4:00	0	0	0	0	0	0	0	0	0	0	0	0	0	0
4:15	0	0	0	0	0	0	0	0	0	0	0	0	0	0
4:30	0	0	0	0	1	0	0	0	0	0	0	0	0	1
4:45	0	0	0	0	0	0	0	0	0	0	0	0	0	0
5:00	1	0	0	0	0	0	0	0	0	0	0	0	0	1
5:15	0	0	0	1	0	0	0	0	0	0	0	0	0	1
5:30	0	0	0	0	0	0	0	0	0	0	0	0	0	0
5:45	0	1	0	1	0	0	0	0	0	0	0	0	0	2
6:00	1	0	0	1	0	0	0	0	0	0	0	0	0	2
6:15	0	0	1	1	0	0	0	0	0	0	0	0	0	2
6:30	0	2	1	2	0	0	0	0	0	0	0	0	0	5
6:45	0	0	1	2	0	1	0	0	0	0	0	0	0	4
7:00	0	3	2	3	0	0	0	0	0	0	0	0	0	8
7:15	2	2	4	6	2	0	0	0	0	0	0	0	0	16
7:30	2	9	12	6	0	0	0	0	0	0	0	0	0	29
7:45	10	7	4	0	1	1	0	0	0	0	0	0	0	23
8:00	0	0	3	1	3	1	0	0	0	0	0	0	0	8
8:15	0	2	9	3	2	0	0	0	0	0	0	0	0	16
8:30	0	2	5	7	0	0	0	0	0	0	0	0	0	14
8:45	0	0	4	3	1	0	0	0	0	0	0	0	0	8
9:00	0	3	3	4	0	0	0	0	0	0	0	0	0	10
9:15	0	1	2	3	1	1	0	0	0	0	0	0	0	8
9:30	0	0	0	6	0	0	0	0	0	0	0	0	0	6
9:45	0	0	3	7	3	0	0	0	0	0	0	0	0	13
10:00	0	0	6	6	0	0	0	0	0	0	0	0	0	12
10:15	0	0	5	0	1	0	0	0	0	0	0	0	0	6
10:30	0	1	3	2	0	0	0	0	0	0	0	0	0	6
10:45	1	2	4	2	1	0	0	0	0	0	0	0	0	10
11:00	0	2	6	2	1	0	0	0	0	0	0	0	0	11
11:15	0	2	4	1	2	0	0	0	0	0	0	0	0	9
11:30	1	1	3	3	0	0	0	0	0	0	0	0	0	8
11:45	0	1	0	4	1	1	0	0	0	0	0	0	0	7
12:00 PM	0	1	4	10	2	1	0	0	0	0	0	0	0	18
12:15	0	0	0	6	1	0	0	0	0	0	0	0	0	7
12:30	0	3	3	4	0	0	0	0	0	0	0	0	0	10
12:45	0	2	3	2	2	0	0	0	0	0	0	0	0	9
13:00	0	3	4	4	0	0	0	0	0	0	0	0	0	11
13:15	0	1	3	4	0	0	0	0	0	0	0	0	0	8
13:30	0	2	4	7	1	0	0	0	0	0	0	0	0	14
13:45	2	3	12	12	1	0	0	0	0	0	0	0	0	30
14:00	7	9	7	4	1	0	0	0	0	0	0	0	0	28
14:15	19	18	5	0	0	0	0	0	0	0	0	0	0	42
14:30	4	4	14	1	1	0	0	0	0	0	0	0	0	24
14:45	0	3	5	5	0	0	0	0	0	0	0	0	0	13
15:00	1	4	6	4	0	0	0	0	0	0	0	0	0	15
15:15	0	1	6	5	2	0	0	0	0	0	0	0	0	14
15:30	0	3	1	4	1	0	0	0	0	0	0	0	0	9
15:45	0	1	3	3	1	0	0	0	0	0	0	0	0	8
16:00	1	2	5	6	0	0	0	0	0	0	0	0	0	14
16:15	0	3	4	2	1	0	0	0	0	0	0	0	0	10
16:30	1	4	9	7	0	0	0	0	0	0	0	0	0	21
16:45	2	3	3	2	0	0	0	0	0	0	0	0	0	10
17:00	0	1	11	5	0	0	0	0	0	0	0	0	0	17
17:15	0	2	7	6	1	0	0	0	0	0	0	0	0	16
17:30	0	4	7	2	1	0	0	0	0	0	0	0	0	14
17:45	1	2	5	2	1	0	0	0	0	0	0	0	0	11
18:00	0	1	4	9	0	0	0	0	0	0	0	0	0	14
18:15	0	2	2	2	0	0	0	0	0	0	0	0	0	6
18:30	4	4	3	1	0	0	0	0	0	0	0	0	0	12
18:45	0	1	5	0	2	0	0	0	0	0	0	0	0	8
19:00	0	0	4	1	2	0	0	0	0	0	0	0	0	7
19:15	0	0	2	1	2	0	0	0	0	0	0	0	0	5
19:30	0	2	0	2	0	0	0	0	0	0	0	0	0	4
19:45	0	1	0	1	0	0	0	0	0	0	0	0	0	2
20:00	0	1	1	2	2	0	0	0	0	0	0	0	0	6
20:15	0	0	1	2	1	0	0	0	0	0	0	0	0	4
20:30	0	1	0	2	0	0	0	0	0	0	0	0	0	3
20:45	0	1	1	2	2	0	0	0	0	0	0	0	0	6
21:00	0	0	0	2	0	0	0	0	0	0	0	0	0	2
21:15	0	0	0	0	0	0	0	0	0	0	0	0	0	0
21:30	0	0	3	2	0	0	0	0	0	0	0	0	0	5
21:45	0	0	1	2	0	0	0	0	0	0	0	0	0	3
22:00	0	0	0	1	0	0	0	0	0	0	0	0	0	1
22:15	0	0	1	0	0	0	0	0	0	0	0	0	0	1
22:30	0	1	0	0	1	0	0	0	0	0	0	0	0	2
22:45	0	0	0	0	0	0	0	0	0	0	0	0	0	0
23:00	0	0	3	0	1	0	0	0	0	0	0	0	0	4
23:15	0	0	1	1	0	0	0	0	0	0	0	0	0	2
23:30	0	0	2	0	0	0	0	0	0	0	0	0	0	2
23:45	0	0	2	0	0	0	0	0	0	0	0	0	0	2
Totals	60	135	252	218	50	7								722
% of Totals	8%	19%	35%	30%	7%	1%								100%

AM Volumes	18	41	85	78	20	6	0	0	0	0	0	0	0	248
% AM	2%	6%	12%	11%	3%	1%								34%
AM Peak Hour	7:00	7:00	7:30	11:45	7:15	7:15								7:00
Volume	14	21	28	24	6	2								76
PM Volumes	42	94	167	140	30	1	0	0	0	0	0	0	0	474
% PM	6%	13%	23%	19%	4%	0%								66%
PM Peak Hour	13:45	13:45	13:45	13:00	18:30	12:00								13:45
Volume	32	34	38	27	6	1								124

Directional Peak Periods	AM 7-9			NOON 12-2			PM 4-6			Off Peak Volumes		
All Classes	Volume	↔	%	Volume	↔	%	Volume	↔	%	Volume	↔	%
	122	↔	17%	107	↔	15%	113	↔	16%	380	↔	53%

Street Name	Direction	Percentiles					
		15th	50th	Average	85th	95th	ADT
W Oak St	East Bound	15	23	22	29	33	846
W Oak St	West Bound	17	23	23	29	32	722

Prepared by National Data & Surveying Services

SPEED

W Oak St Bet. S Virginia Ave & S Lomita St

Day: Tuesday
Date: 1/17/2023

City: Burbank
Project #: CA23_020030_028

Summary

Time	< 15	15 - 19	20 - 24	25 - 29	30 - 34	35 - 39	40 - 44	45 - 49	50 - 54	55 - 59	60 - 64	65 - 69	70 +	Total
0:00 AM	0	0	0	0	0	0	0	0	0	0	0	0	0	0
0:15	0	0	1	1	0	0	0	0	0	0	0	0	0	2
0:30	0	0	0	0	0	0	0	0	0	0	0	0	0	0
0:45	0	0	0	0	0	1	0	0	0	0	0	0	0	1
1:00	0	0	0	1	0	0	0	0	0	0	0	0	0	1
1:15	0	0	0	0	0	0	0	0	0	0	0	0	0	0
1:30	0	0	0	0	0	0	0	0	0	0	0	0	0	0
1:45	0	0	0	0	0	0	0	0	0	0	0	0	0	0
2:00	0	0	0	0	0	0	0	0	0	0	0	0	0	0
2:15	0	0	0	0	0	0	0	0	0	0	0	0	0	0
2:30	0	0	0	0	0	0	0	0	0	0	0	0	0	0
2:45	0	0	0	0	0	0	0	0	0	0	0	0	0	0
3:00	0	0	0	0	0	0	0	0	0	0	0	0	0	0
3:15	0	0	0	0	0	0	0	0	0	0	0	0	0	0
3:30	0	0	0	0	0	0	0	0	0	0	0	0	0	0
3:45	0	0	0	0	0	0	0	0	0	0	0	0	0	0
4:00	0	0	0	0	0	0	0	0	0	0	0	0	0	0
4:15	0	0	0	0	0	0	0	0	0	0	0	0	0	0
4:30	0	0	0	0	1	0	0	0	0	0	0	0	0	1
4:45	0	0	0	0	1	0	0	0	0	0	0	0	0	1
5:00	1	0	0	0	1	0	0	0	0	0	0	0	0	2
5:15	0	0	0	2	0	0	0	0	0	0	0	0	0	2
5:30	0	0	0	1	0	0	0	0	0	0	0	0	0	1
5:45	0	2	1	1	0	0	0	0	0	0	0	0	0	4
6:00	1	0	0	1	1	0	0	0	0	0	0	0	0	3
6:15	0	0	1	2	0	0	0	0	0	0	0	0	0	3
6:30	1	3	2	3	0	0	0	0	0	0	0	0	0	9
6:45	0	1	2	3	0	1	0	0	0	0	0	0	0	7
7:00	0	3	3	5	1	0	0	0	0	0	0	0	0	12
7:15	2	2	7	10	5	0	0	0	0	0	0	0	0	26
7:30	11	26	34	16	2	0	0	0	0	0	0	0	0	89
7:45	32	29	10	2	1	1	0	0	0	0	0	0	0	75
8:00	1	3	7	7	5	1	0	0	0	0	0	0	0	24
8:15	1	3	15	14	8	0	0	0	0	0	0	0	0	41
8:30	0	3	8	12	2	0	0	0	0	0	0	0	0	25
8:45	0	0	7	11	2	0	0	0	0	0	0	0	0	20
9:00	0	4	7	10	0	0	0	0	0	0	0	0	0	21
9:15	0	1	3	6	3	1	0	0	0	0	0	0	0	14
9:30	0	3	4	9	1	0	0	0	0	0	0	0	0	17
9:45	0	2	10	12	3	0	0	0	0	0	0	0	0	27
10:00	1	0	11	8	0	0	0	0	0	0	0	0	0	20
10:15	0	1	5	8	2	1	0	0	0	0	0	0	0	17
10:30	1	1	6	9	0	0	0	0	0	0	0	0	0	17
10:45	1	3	5	9	2	0	0	0	0	0	0	0	0	20
11:00	3	3	6	7	5	0	0	0	0	0	0	0	0	24
11:15	0	2	8	6	2	0	0	0	0	0	0	0	0	18
11:30	2	2	8	3	0	0	0	0	0	0	0	0	0	15
11:45	2	4	3	8	2	1	0	0	0	0	0	0	0	20
12:00 PM	0	3	8	14	4	2	0	0	0	0	0	0	0	31
12:15	0	0	5	13	2	0	0	0	0	0	0	0	0	20
12:30	0	3	9	6	2	1	0	0	0	0	0	0	0	21
12:45	0	2	12	6	2	0	0	0	0	0	0	0	0	22
13:00	0	3	9	9	2	0	0	0	0	0	0	0	0	23
13:15	0	1	8	11	5	0	0	0	0	0	0	0	0	25
13:30	3	3	6	12	3	0	0	0	0	0	0	0	0	27
13:45	6	11	19	16	2	0	0	0	0	0	0	0	0	54
14:00	15	14	15	6	1	0	0	0	0	0	0	0	0	51
14:15	57	30	14	1	1	0	0	0	0	0	0	0	0	103
14:30	8	11	21	6	3	0	0	0	0	0	0	0	0	49
14:45	3	10	15	11	0	0	0	0	0	0	0	0	0	39
15:00	3	11	12	9	1	0	0	0	0	0	0	0	0	36
15:15	0	2	9	7	4	0	0	0	0	0	0	0	0	22
15:30	1	4	4	6	2	1	1	0	0	0	0	0	0	19
15:45	0	4	7	8	2	0	0	0	0	0	0	0	0	21
16:00	1	8	10	10	1	2	0	0	0	0	0	0	0	32
16:15	2	3	10	4	7	0	0	0	0	0	0	0	0	26
16:30	2	9	17	11	1	0	0	0	0	0	0	0	0	40
16:45	6	4	6	3	1	0	0	0	0	0	0	0	0	20
17:00	0	2	16	8	4	0	0	0	0	0	0	0	0	30
17:15	2	4	9	13	2	0	0	0	0	0	0	0	0	30
17:30	1	4	10	5	2	0	0	0	0	0	0	0	0	22
17:45	1	3	9	2	3	2	0	0	0	0	0	0	0	20
18:00	2	1	6	11	2	0	0	0	0	0	0	0	0	22
18:15	1	3	4	5	0	0	0	0	0	0	0	0	0	13
18:30	8	8	8	5	1	0	0	0	0	0	0	0	0	30
18:45	0	1	9	0	3	2	0	0	0	0	0	0	0	15
19:00	0	1	6	2	2	0	0	0	0	0	0	0	0	11
19:15	0	0	3	8	3	0	0	0	0	0	0	0	0	14
19:30	0	2	1	5	1	0	0	0	0	0	0	0	0	9
19:45	0	2	4	1	0	0	0	0	0	0	0	0	0	7
20:00	0	1	1	4	3	0	0	0	0	0	0	0	0	9
20:15	0	0	3	4	2	0	0	0	0	0	0	0	0	9
20:30	0	1	2	5	2	0	0	0	0	0	0	0	0	10
20:45	0	1	1	8	3	0	0	0	0	0	0	0	0	13
21:00	0	0	0	3	0	0	0	0	0	0	0	0	0	3
21:15	0	2	0	0	0	0	0	0	0	0	0	0	0	2
21:30	0	0	4	3	0	0	0	0	0	0	0	0	0	7
21:45	0	0	1	2	0	0	0	0	0	0	0	0	0	3
22:00	0	0	0	2	1	0	0	0	0	0	0	0	0	3
22:15	0	1	1	1	1	0	0	0	0	0	0	0	0	4
22:30	1	1	0	0	1	0	0	0	0	0	0	0	0	3
22:45	0	0	2	1	1	0	0	0	0	0	0	0	0	4
23:00	0	0	4	0	3	0	0	0	0	0	0	0	0	7
23:15	0	0	1	1	0	0	0	0	0	0	0	0	0	2
23:30	0	0	3	0	0	0	0	0	0	0	0	0	0	3
23:45	0	0	2	1	0	0	0	0	0	0	0	0	0	3
Totals	183	275	500	456	136	17	1							1568
% of Totals	12%	18%	32%	29%	9%	1%	0%							100%

AM Volumes	60	101	174	187	50	7	0	0	0	0	0	0	0	579
% AM	4%	6%	11%	12%	3%	0%								37%
AM Peak Hour	7:15	7:30	7:30	8:15	8:00	11:45								7:30
Volume	46	61	66	47	17	4								229
PM Volumes	123	174	326	269	86	10	1	0	0	0	0	0	0	989
% PM	8%	11%	21%	17%	5%	1%	0%							63%
PM Peak Hour	13:45	13:45	13:45	13:00	16:15	12:00	14:45							13:45
Volume	86	66	69	48	13	3	1							257

Directional Peak Periods	AM 7-9			NOON 12-2			PM 4-6			Off Peak Volumes		
All Classes	Volume	⟷	%	Volume	⟷	%	Volume	⟷	%	Volume	⟷	%
	312		20%	223		14%	220		14%	813		52%

Street Name	Direction	Percentiles					
		15th	50th	Average	85th	95th	ADT
W Oak St	Summary	16	23	23	29	33	1568

Prepared by National Data & Surveying Services

SPEED

W Oak St Bet. S Virginia Ave & S Lomita St

Day: Tuesday
Date: 1/17/2023

City: Burbank
Project #: CA23_020030_028e

East Bound

Time	< 15	15 - 19	20 - 24	25 - 29	30 - 34	35 - 39	40 - 44	45 - 49	50 - 54	55 - 59	60 - 64	65 - 69	70 +	Total
0:00 AM	0	0	1	0	0	0	0	0	0	0	0	0	0	1
1:00	0	0	0	1	0	0	0	0	0	0	0	0	0	1
2:00	0	0	0	0	0	0	0	0	0	0	0	0	0	0
3:00	0	0	0	0	0	0	0	0	0	0	0	0	0	0
4:00	0	0	0	0	1	0	0	0	0	0	0	0	0	1
5:00	0	1	1	2	1	0	0	0	0	0	0	0	0	5
6:00	1	2	2	3	1	0	0	0	0	0	0	0	0	9
7:00	31	39	32	18	6	0	0	0	0	0	0	0	0	126
8:00	2	5	16	30	11	0	0	0	0	0	0	0	0	64
9:00	0	6	16	17	3	0	0	0	0	0	0	0	0	42
10:00	2	2	9	24	2	1	0	0	0	0	0	0	0	40
11:00	6	5	12	14	5	0	0	0	0	0	0	0	0	42
12:00 PM	0	2	24	17	5	2	0	0	0	0	0	0	0	50
13:00	7	9	19	21	10	0	0	0	0	0	0	0	0	66
14:00	53	31	34	14	3	0	0	0	0	0	0	0	0	135
15:00	3	12	16	14	5	1	1	0	0	0	0	0	0	52
16:00	7	12	22	11	9	2	0	0	0	0	0	0	0	63
17:00	3	4	14	13	8	2	0	0	0	0	0	0	0	44
18:00	7	5	13	9	4	2	0	0	0	0	0	0	0	40
19:00	0	2	8	11	2	0	0	0	0	0	0	0	0	23
20:00	0	0	4	13	5	0	0	0	0	0	0	0	0	22
21:00	0	2	1	2	0	0	0	0	0	0	0	0	0	5
22:00	1	1	2	3	3	0	0	0	0	0	0	0	0	10
23:00	0	0	2	1	2	0	0	0	0	0	0	0	0	5
Totals	123	140	248	238	86	10	1							846
% of Totals	15%	17%	29%	28%	10%	1%	0%							100%

AM Volumes	42	60	89	109	30	1	0	0	0	0	0	0	0	331
% AM	5%	7%	11%	13%	4%	0%								39%
AM Peak Hour	7:00	7:00	7:00	8:00	8:00	10:00								7:00
Volume	31	39	32	30	11	1								126
PM Volumes	81	80	159	129	56	9	1	0	0	0	0	0	0	515
% PM	10%	9%	19%	15%	7%	1%	0%							61%
PM Peak Hour	14:00	14:00	14:00	13:00	13:00	12:00	15:00							14:00
Volume	53	31	34	21	10	2	1							135

Directional Peak Periods	AM 7-9			NOON 12-2			PM 4-6			Off Peak Volumes		
All Speeds	Volume	↔	%	Volume	↔	%	Volume	↔	%	Volume	↔	%
	190		22%	116		14%	107		13%	433		51%

Street Name	Direction	Percentiles					
		15th	50th	Average	85th	95th	ADT
W Oak St	East Bound	15	23	22	29	33	846
W Oak St	West Bound	17	23	23	29	32	722

Prepared by National Data & Surveying Services

SPEED

W Oak St Bet. S Virginia Ave & S Lomita St

Day: Tuesday
Date: 1/17/2023

City: Burbank
Project #: CA23_020030_028w

West Bound

Time	< 15	15 - 19	20 - 24	25 - 29	30 - 34	35 - 39	40 - 44	45 - 49	50 - 54	55 - 59	60 - 64	65 - 69	70 +	Total
0:00 AM	0	0	0	1	0	1	0	0	0	0	0	0	0	2
1:00	0	0	0	0	0	0	0	0	0	0	0	0	0	0
2:00	0	0	0	0	0	0	0	0	0	0	0	0	0	0
3:00	0	0	0	0	0	0	0	0	0	0	0	0	0	0
4:00	0	0	0	0	1	0	0	0	0	0	0	0	0	1
5:00	1	1	0	2	0	0	0	0	0	0	0	0	0	4
6:00	1	2	3	6	0	1	0	0	0	0	0	0	0	13
7:00	14	21	22	15	3	1	0	0	0	0	0	0	0	76
8:00	0	4	21	14	6	1	0	0	0	0	0	0	0	46
9:00	0	4	8	20	4	1	0	0	0	0	0	0	0	37
10:00	1	3	18	10	2	0	0	0	0	0	0	0	0	34
11:00	1	6	13	10	4	1	0	0	0	0	0	0	0	35
12:00 PM	0	6	10	22	5	1	0	0	0	0	0	0	0	44
13:00	2	9	23	27	2	0	0	0	0	0	0	0	0	63
14:00	30	34	31	10	2	0	0	0	0	0	0	0	0	107
15:00	1	9	16	16	4	0	0	0	0	0	0	0	0	46
16:00	4	12	21	17	1	0	0	0	0	0	0	0	0	55
17:00	1	9	30	15	3	0	0	0	0	0	0	0	0	58
18:00	4	8	14	12	2	0	0	0	0	0	0	0	0	40
19:00	0	3	6	5	4	0	0	0	0	0	0	0	0	18
20:00	0	3	3	8	5	0	0	0	0	0	0	0	0	19
21:00	0	0	4	6	0	0	0	0	0	0	0	0	0	10
22:00	0	1	1	1	1	0	0	0	0	0	0	0	0	4
23:00	0	0	8	1	1	0	0	0	0	0	0	0	0	10
Totals	60	135	252	218	50	7								722
% of Totals	8%	19%	35%	30%	7%	1%								100%

AM Volumes	18	41	85	78	20	6	0	0	0	0	0	0	0	248
% AM	2%	6%	12%	11%	3%	1%								34%
AM Peak Hour	7:00	7:00	7:00	9:00	8:00									7:00
Volume	14	21	22	20	6	1								76
PM Volumes	42	94	167	140	30	1	0	0	0	0	0	0	0	474
% PM	6%	13%	23%	19%	4%	0%								66%
PM Peak Hour	14:00	14:00	14:00	13:00	12:00	12:00								14:00
Volume	30	34	31	27	5	1								107

Directional Peak Periods	AM 7-9			NOON 12-2			PM 4-6			Off Peak Volumes		
All Speeds	Volume		%	Volume		%	Volume		%	Volume		%
	122	↔	17%	107	↔	15%	113	↔	16%	380	↔	53%

Street Name	Direction	Percentiles					
		15th	50th	Average	85th	95th	ADT
W Oak St	East Bound	15	23	22	29	33	846
W Oak St	West Bound	17	23	23	29	32	722

Prepared by National Data & Surveying Services

SPEED

W Oak St Bet. S Virginia Ave & S Lomita St

Day: Tuesday
Date: 1/17/2023

City: Burbank
Project #: CA23_020030_028

Summary

Time	< 15	15 - 19	20 - 24	25 - 29	30 - 34	35 - 39	40 - 44	45 - 49	50 - 54	55 - 59	60 - 64	65 - 69	70 +	Total
0:00 AM	0	0	1	1	0	1	0	0	0	0	0	0	0	3
1:00	0	0	0	1	0	0	0	0	0	0	0	0	0	1
2:00	0	0	0	0	0	0	0	0	0	0	0	0	0	0
3:00	0	0	0	0	0	0	0	0	0	0	0	0	0	0
4:00	0	0	0	0	2	0	0	0	0	0	0	0	0	2
5:00	1	2	1	4	1	0	0	0	0	0	0	0	0	9
6:00	2	4	5	9	1	1	0	0	0	0	0	0	0	22
7:00	45	60	54	33	9	1	0	0	0	0	0	0	0	202
8:00	2	9	37	44	17	1	0	0	0	0	0	0	0	110
9:00	0	10	24	37	7	1	0	0	0	0	0	0	0	79
10:00	3	5	27	34	4	1	0	0	0	0	0	0	0	74
11:00	7	11	25	24	9	1	0	0	0	0	0	0	0	77
12:00 PM	0	8	34	39	10	3	0	0	0	0	0	0	0	94
13:00	9	18	42	48	12	0	0	0	0	0	0	0	0	129
14:00	83	65	65	24	5	0	0	0	0	0	0	0	0	242
15:00	4	21	32	30	9	1	1	0	0	0	0	0	0	98
16:00	11	24	43	28	10	2	0	0	0	0	0	0	0	118
17:00	4	13	44	28	11	2	0	0	0	0	0	0	0	102
18:00	11	13	27	21	6	2	0	0	0	0	0	0	0	80
19:00	0	5	14	16	6	0	0	0	0	0	0	0	0	41
20:00	0	3	7	21	10	0	0	0	0	0	0	0	0	41
21:00	0	2	5	8	0	0	0	0	0	0	0	0	0	15
22:00	1	2	3	4	4	0	0	0	0	0	0	0	0	14
23:00	0	0	10	2	3	0	0	0	0	0	0	0	0	15
Totals	183	275	500	456	136	17	1							1568
% of Totals	12%	18%	32%	29%	9%	1%	0%							100%

AM Volumes	60	101	174	187	50	7	0	0	0	0	0	0	0	579
% AM	4%	6%	11%	12%	3%	0%								37%
AM Peak Hour	7:00	7:00	7:00	8:00	8:00									7:00
Volume	45	60	54	44	17	1								202
PM Volumes	123	174	326	269	86	10	1	0	0	0	0	0	0	989
% PM	8%	11%	21%	17%	5%	1%	0%							63%
PM Peak Hour	14:00	14:00	14:00	13:00	13:00	12:00	15:00							14:00
Volume	83	65	65	48	12	3	1							242

Directional Peak Periods	AM 7-9			NOON 12-2			PM 4-6			Off Peak Volumes		
All Speeds	Volume		%	Volume		%	Volume		%	Volume		%
	312	↔	20%	223	↔	14%	220	↔	14%	813	↔	52%

Street Name	Direction	Percentiles					
		15th	50th	Average	85th	95th	ADT
W Oak St	Summary	16	23	23	29	33	1568

Prepared by NDS/ATD

Prepared by National Data & Surveying Services

VOLUME

W Oak St Bet. S Virginia Ave & S Lomita St

Day: Tuesday
Date: 1/17/2023

City: Burbank
Project #: CA23_020030_028

DAILY TOTALS	NB	SB	EB	WB	Total
	0	0	846	722	1,568

AM Period	NB	SB	EB		WB		TOTAL		PM Period	NB	SB	EB		WB		TOTAL	
0:00	0	0	0		0				12:00	0	0	13		18		31	
0:15	0	0	1		1		2		12:15	0	0	13		7		20	
0:30	0	0	0		0				12:30	0	0	11		10		21	
0:45	0	0	0	1	1	2	1	3	12:45	0	0	13	50	9	44	22	94
1:00	0	0	1		0		1		13:00	0	0	12		11		23	
1:15	0	0	0		0				13:15	0	0	17		8		25	
1:30	0	0	0		0				13:30	0	0	13		14		27	
1:45	0	0	0	1	0			1	13:45	0	0	24	66	30	63	54	129
2:00	0	0	0		0				14:00	0	0	23		28		51	
2:15	0	0	0		0				14:15	0	0	61		42		103	
2:30	0	0	0		0				14:30	0	0	25		24		49	
2:45	0	0	0		0				14:45	0	0	26	135	13	107	39	242
3:00	0	0	0		0				15:00	0	0	21		15		36	
3:15	0	0	0		0				15:15	0	0	8		14		22	
3:30	0	0	0		0				15:30	0	0	10		9		19	
3:45	0	0	0		0				15:45	0	0	13	52	8	46	21	98
4:00	0	0	0		0				16:00	0	0	18		14		32	
4:15	0	0	0		0				16:15	0	0	16		10		26	
4:30	0	0	0		1		1		16:30	0	0	19		21		40	
4:45	0	0	1	1	0	1	1	2	16:45	0	0	10	63	10	55	20	118
5:00	0	0	1		1		2		17:00	0	0	13		17		30	
5:15	0	0	1		1		2		17:15	0	0	14		16		30	
5:30	0	0	1		0		1		17:30	0	0	8		14		22	
5:45	0	0	2	5	2	4	4	9	17:45	0	0	9	44	11	58	20	102
6:00	0	0	1		2		3		18:00	0	0	8		14		22	
6:15	0	0	1		2		3		18:15	0	0	7		6		13	
6:30	0	0	4		5		9		18:30	0	0	18		12		30	
6:45	0	0	3	9	4	13	7	22	18:45	0	0	7	40	8	40	15	80
7:00	0	0	4		8		12		19:00	0	0	4		7		11	
7:15	0	0	10		16		26		19:15	0	0	9		5		14	
7:30	0	0	60		29		89		19:30	0	0	5		4		9	
7:45	0	0	52	126	23	76	75	202	19:45	0	0	5	23	2	18	7	41
8:00	0	0	16		8		24		20:00	0	0	3		6		9	
8:15	0	0	25		16		41		20:15	0	0	5		4		9	
8:30	0	0	11		14		25		20:30	0	0	7		3		10	
8:45	0	0	12	64	8	46	20	110	20:45	0	0	7	22	6	19	13	41
9:00	0	0	11		10		21		21:00	0	0	1		2		3	
9:15	0	0	6		8		14		21:15	0	0	2		0		2	
9:30	0	0	11		6		17		21:30	0	0	2		5		7	
9:45	0	0	14	42	13	37	27	79	21:45	0	0	0	5	3	10	3	15
10:00	0	0	8		12		20		22:00	0	0	2		1		3	
10:15	0	0	11		6		17		22:15	0	0	3		1		4	
10:30	0	0	11		6		17		22:30	0	0	1		2		3	
10:45	0	0	10	40	10	34	20	74	22:45	0	0	4	10	0	4	4	14
11:00	0	0	13		11		24		23:00	0	0	3		4		7	
11:15	0	0	9		9		18		23:15	0	0	0		2		2	
11:30	0	0	7		8		15		23:30	0	0	1		2		3	
11:45	0	0	13	42	7	35	20	77	23:45	0	0	1	5	2	10	3	15
TOTALS				331		248		579	TOTALS				515		474		989
SPLIT %				57.2%		42.8%		36.9%	SPLIT %				52.1%		47.9%		63.1%

DAILY TOTALS	NB	SB	EB	WB	Total
	0	0	846	722	1,568

AM Peak Hour			7:30	7:00	7:30	PM Peak Hour			14:00	13:45	13:45
AM Pk Volume			153	76	229	PM Pk Volume			135	124	257
Pk Hr Factor			0.638	0.655	0.643	Pk Hr Factor			0.553	0.738	0.624
7 - 9 Volume	0	0	190	122	312	4 - 6 Volume	0	0	107	113	220
7 - 9 Peak Hour			7:30	7:00	7:30	4 - 6 Peak Hour			16:00	16:30	16:30
7 - 9 Pk Volume	0	0	153	76	229	4 - 6 Pk Volume	0	0	63	64	120
Pk Hr Factor	0.000	0.000	0.638	0.655	0.643	Pk Hr Factor	0.000	0.000	0.829	0.762	0.750

Prepared by NDS/ATD

Project #: CA23_020030_028 **City:** Burbank

Location: W Oak St Bet. S Virginia Ave & S Lomita St **Date:** 1/17/2023

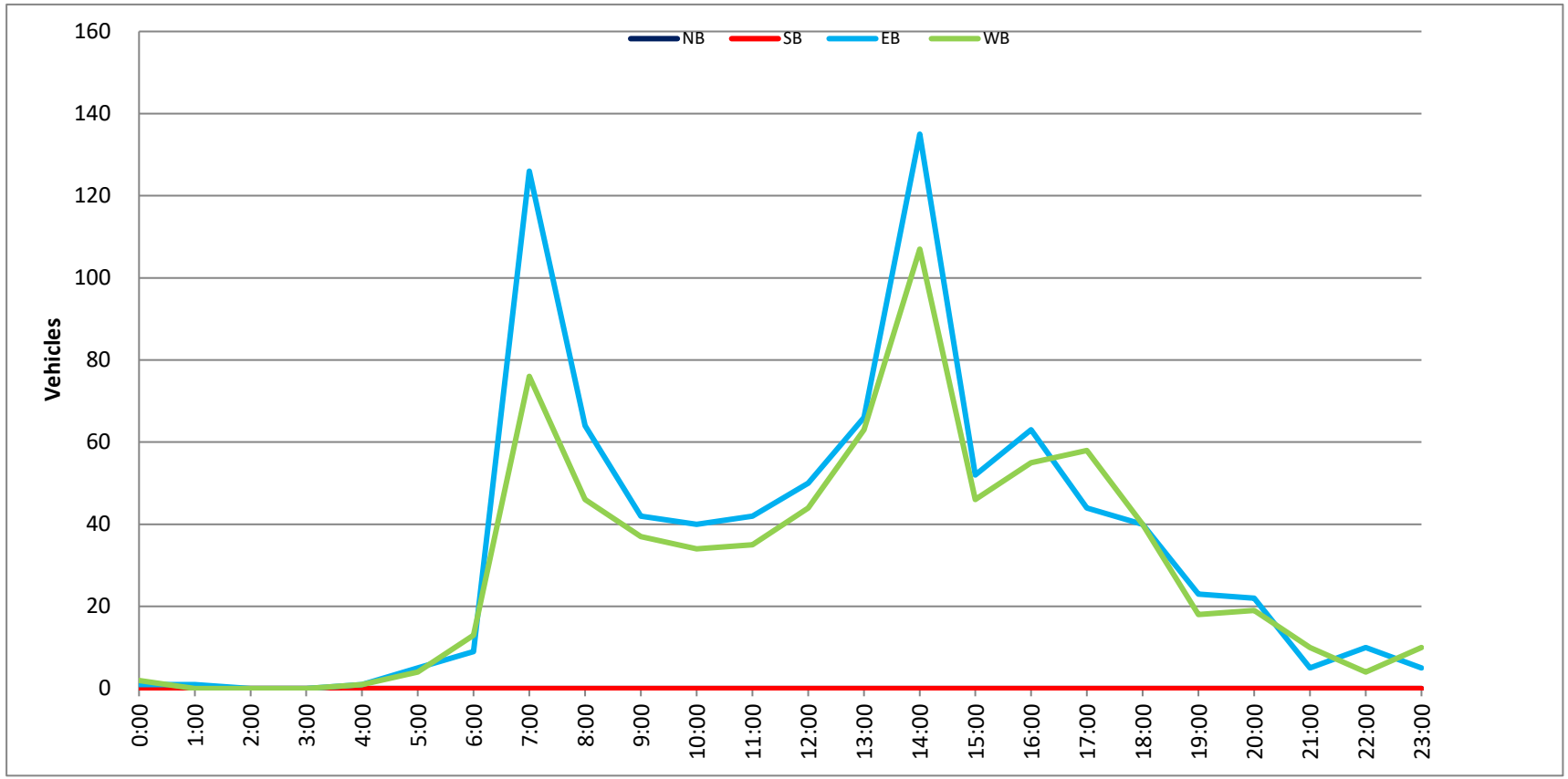

Prepared by National Data & Surveying Services

SPEED

W Oak St Bet. S Virginia Ave & S Lomita St

Day: Wednesday
Date: 1/18/2023

City: Burbank
Project #: CA23_020030_028e

East Bound

Time	< 15	15 - 19	20 - 24	25 - 29	30 - 34	35 - 39	40 - 44	45 - 49	50 - 54	55 - 59	60 - 64	65 - 69	70 +	Total
0:00 AM	0	0	1	0	0	0	0	0	0	0	0	0	0	1
0:15	0	0	0	0	0	0	0	0	0	0	0	0	0	0
0:30	1	0	0	0	0	0	0	0	0	0	0	0	0	1
0:45	0	0	0	0	0	0	0	0	0	0	0	0	0	0
1:00	0	0	0	0	0	0	0	0	0	0	0	0	0	0
1:15	0	0	0	0	0	0	0	0	0	0	0	0	0	0
1:30	0	0	0	0	0	0	0	0	0	0	0	0	0	0
1:45	0	0	0	0	0	0	0	0	0	0	0	0	0	0
2:00	0	0	0	0	0	0	0	0	0	0	0	0	0	0
2:15	0	0	0	0	0	0	0	0	0	0	0	0	0	0
2:30	0	0	0	0	0	0	0	0	0	0	0	0	0	0
2:45	0	0	0	0	0	0	0	0	0	0	0	0	0	0
3:00	0	0	0	0	0	0	0	0	0	0	0	0	0	0
3:15	0	0	0	0	0	0	0	0	0	0	0	0	0	0
3:30	0	0	0	0	0	0	0	0	0	0	0	0	0	0
3:45	0	0	0	1	0	0	0	0	0	0	0	0	0	1
4:00	0	0	0	0	0	0	0	0	0	0	0	0	0	0
4:15	0	0	0	0	0	0	0	0	0	0	0	0	0	0
4:30	0	0	0	0	0	0	0	0	0	0	0	0	0	0
4:45	0	0	0	0	1	0	0	0	0	0	0	0	0	1
5:00	0	0	0	0	0	0	0	0	0	0	0	0	0	0
5:15	0	0	1	0	0	1	0	0	0	0	0	0	0	2
5:30	0	0	0	1	1	0	0	0	0	0	0	0	0	2
5:45	0	0	0	1	1	0	0	0	0	0	0	0	0	2
6:00	0	0	3	1	0	0	0	0	0	0	0	0	0	4
6:15	0	1	0	0	0	0	0	0	0	0	0	0	0	1
6:30	1	1	0	1	0	0	0	0	0	0	0	0	0	3
6:45	0	0	3	1	0	0	0	0	0	0	0	0	0	4
7:00	2	0	1	4	0	0	0	0	0	0	0	0	0	7
7:15	0	1	3	2	0	0	0	0	0	0	0	0	0	6
7:30	12	24	16	6	2	0	0	0	0	0	0	0	0	60
7:45	32	21	11	2	2	0	0	0	0	0	0	0	0	68
8:00	2	3	8	6	2	0	0	0	0	0	0	0	0	21
8:15	0	1	8	14	3	0	0	0	0	0	0	0	0	26
8:30	0	2	3	4	0	0	0	0	0	0	0	0	0	9
8:45	0	0	1	8	3	0	0	0	0	0	0	0	0	12
9:00	0	0	2	3	1	1	0	0	0	0	0	0	0	7
9:15	1	2	3	3	0	0	0	0	0	0	0	0	0	9
9:30	0	1	0	3	0	1	0	0	0	0	0	0	0	5
9:45	0	0	0	4	1	1	0	0	0	0	0	0	0	6
10:00	0	1	3	1	2	0	0	0	0	0	0	0	0	7
10:15	1	0	1	5	1	0	0	0	0	0	0	0	0	8
10:30	0	1	3	2	1	0	0	0	0	0	0	0	0	7
10:45	0	1	2	4	2	0	0	0	0	0	0	0	0	9
11:00	0	0	5	2	1	0	0	0	0	0	0	0	0	8
11:15	0	3	4	2	1	0	0	0	0	0	0	0	0	10
11:30	0	2	8	5	0	0	0	0	0	0	0	0	0	15
11:45	0	0	7	3	3	0	0	0	0	0	0	0	0	13
12:00 PM	0	1	7	5	1	0	0	0	0	0	0	0	0	14
12:15	1	0	2	2	3	0	0	0	0	0	0	0	0	8
12:30	0	1	3	10	0	0	0	0	0	0	0	0	0	14
12:45	0	0	4	5	0	0	0	0	0	0	0	0	0	9
13:00	0	0	3	3	1	0	0	0	0	0	0	0	0	7
13:15	0	0	5	5	0	0	0	0	0	0	0	0	0	10
13:30	1	1	5	3	0	0	0	0	0	0	0	0	0	10
13:45	0	1	3	5	1	0	0	0	0	0	0	0	0	10
14:00	0	0	1	4	0	0	0	0	0	0	0	0	0	5
14:15	2	3	7	7	1	0	0	0	0	0	0	0	0	20
14:30	2	4	4	6	1	0	0	0	0	0	0	0	0	17
14:45	2	4	4	4	0	1	0	0	0	0	0	0	0	15
15:00	18	12	12	2	0	0	1	0	0	0	0	0	0	45
15:15	1	4	11	4	0	0	0	0	0	0	0	0	0	20
15:30	0	3	3	5	1	0	0	0	0	0	0	0	0	12
15:45	2	5	2	7	3	2	0	0	0	0	0	0	0	21
16:00	0	1	6	10	0	0	0	0	0	0	0	0	0	17
16:15	3	5	15	4	1	0	0	0	0	0	0	0	0	28
16:30	2	0	6	5	3	0	0	0	0	0	0	0	0	16
16:45	0	3	4	6	3	0	0	0	0	0	0	0	0	16
17:00	2	5	6	6	1	0	1	0	0	0	0	0	0	21
17:15	1	2	4	3	1	0	0	0	0	0	0	0	0	11
17:30	0	5	12	8	2	0	0	0	0	0	0	0	0	27
17:45	2	2	5	7	2	0	0	0	0	0	0	0	0	18
18:00	0	2	4	2	1	0	0	0	0	0	0	0	0	9
18:15	0	2	4	6	0	0	0	0	0	0	0	0	0	12
18:30	0	0	0	6	0	0	0	0	0	0	0	0	0	6
18:45	1	1	2	2	0	0	0	0	0	0	0	0	0	6
19:00	0	0	4	3	2	1	0	0	0	0	0	0	0	10
19:15	0	0	4	2	0	0	0	0	0	0	0	0	0	6
19:30	0	0	3	1	0	0	0	0	0	0	0	0	0	4
19:45	1	1	1	2	0	0	0	0	0	0	0	0	0	5
20:00	0	0	6	1	0	0	0	0	0	0	0	0	0	7
20:15	0	0	2	3	0	0	0	0	0	0	0	0	0	5
20:30	0	0	1	0	0	0	0	0	0	0	0	0	0	1
20:45	0	0	1	2	0	0	0	0	0	0	0	0	0	3
21:00	0	1	0	1	0	0	0	0	0	0	0	0	0	2
21:15	0	0	1	1	0	0	0	0	0	0	0	0	0	2
21:30	0	0	1	1	5	0	0	0	0	0	0	0	0	7
21:45	0	0	0	0	0	0	0	0	0	0	0	0	0	0
22:00	0	0	0	0	0	0	0	0	0	0	0	0	0	0
22:15	0	0	0	0	0	0	0	0	0	0	0	0	0	0
22:30	0	0	0	0	0	0	0	0	0	0	0	0	0	0
22:45	0	0	1	0	0	0	0	0	0	0	0	0	0	1
23:00	0	0	0	1	1	0	0	0	0	0	0	0	0	2
23:15	0	0	0	0	0	0	0	0	0	0	0	0	0	0
23:30	0	0	0	0	0	0	0	0	0	0	0	0	0	0
23:45	0	0	0	0	0	0	0	0	0	0	0	0	0	0
Totals	93	134	266	249	62	8	2							814
% of Totals	11%	16%	33%	31%	8%	1%	0%							100%

AM Volumes	52	65	97	89	28	4	0	0	0	0	0	0	0	335
% AM	6%	8%	12%	11%	3%	0%								41%
AM Peak Hour	7:00	7:15	7:30	8:00	7:30	9:00								7:30
Volume	46	49	43	32	9	3								175
PM Volumes	41	69	169	160	34	4	2	0	0	0	0	0	0	479
% PM	5%	8%	21%	20%	4%	0%	0%							59%
PM Peak Hour	14:15	14:30	14:30	15:15	16:15	15:00	14:15							15:00
Volume	24	24	31	26	8	2	1							98

Directional Peak Periods	AM 7-9			NOON 12-2			PM 4-6			Off Peak Volumes		
All Classes	Volume	⟷	%	Volume	⟷	%	Volume	⟷	%	Volume	⟷	%
	209	⟷	26%	82	⟷	10%	154	⟷	19%	369	⟷	45%

Street Name	Direction	Percentiles					
		15th	50th	Average	85th	95th	ADT
W Oak St	East Bound	16	23	23	29	33	814
W Oak St	West Bound	17	23	23	28	31	793

Prepared by National Data & Surveying Services

SPEED

W Oak St Bet. S Virginia Ave & S Lomita St

Day: Wednesday
Date: 1/18/2023

City: Burbank
Project #: CA23_020030_028w

West Bound

Time	< 15	15 - 19	20 - 24	25 - 29	30 - 34	35 - 39	40 - 44	45 - 49	50 - 54	55 - 59	60 - 64	65 - 69	70 +	Total
0:00 AM	0	0	0	0	1	0	0	0	0	0	0	0	0	1
0:15	0	0	0	0	0	0	0	0	0	0	0	0	0	0
0:30	0	0	1	0	0	0	0	0	0	0	0	0	0	1
0:45	0	1	0	0	0	0	0	0	0	0	0	0	0	1
1:00	0	0	0	0	1	0	0	0	0	0	0	0	0	1
1:15	0	0	0	1	0	0	0	0	0	0	0	0	0	1
1:30	0	0	1	1	0	0	0	0	0	0	0	0	0	2
1:45	0	0	0	0	0	0	0	0	0	0	0	0	0	0
2:00	0	0	0	0	0	0	0	0	0	0	0	0	0	0
2:15	0	0	0	0	0	0	0	0	0	0	0	0	0	0
2:30	0	1	0	1	0	0	0	0	0	0	0	0	0	2
2:45	0	0	0	0	0	0	0	0	0	0	0	0	0	0
3:00	0	0	0	0	0	0	0	0	0	0	0	0	0	0
3:15	0	0	0	0	0	0	0	0	0	0	0	0	0	0
3:30	0	0	0	0	0	0	0	0	0	0	0	0	0	0
3:45	0	0	0	0	0	0	0	0	0	0	0	0	0	0
4:00	0	0	0	0	1	0	0	0	0	0	0	0	0	1
4:15	0	1	1	0	0	0	0	0	0	0	0	0	0	2
4:30	0	0	0	0	0	0	0	0	0	0	0	0	0	0
4:45	0	0	0	0	0	0	0	0	0	0	0	0	0	0
5:00	0	0	0	0	0	0	0	0	0	0	0	0	0	0
5:15	0	2	0	0	0	0	0	0	0	0	0	0	0	2
5:30	0	0	0	0	0	0	0	0	0	0	0	0	0	0
5:45	1	1	0	3	0	0	0	0	0	0	0	0	0	5
6:00	0	0	1	1	0	0	0	0	0	0	0	0	0	2
6:15	0	0	1	1	0	0	0	0	0	0	0	0	0	2
6:30	1	1	0	1	0	0	0	0	0	0	0	0	0	3
6:45	0	0	4	2	1	0	0	0	0	0	0	0	0	7
7:00	2	0	3	2	0	0	0	0	0	0	0	0	0	7
7:15	0	1	3	5	0	0	0	0	0	0	0	0	0	9
7:30	1	11	15	3	1	0	0	0	0	0	0	0	0	31
7:45	23	10	2	3	0	0	0	0	0	0	0	0	0	38
8:00	2	0	8	7	0	0	0	0	0	0	0	0	0	17
8:15	0	3	9	7	2	1	0	0	0	0	0	0	0	22
8:30	0	1	5	4	0	0	0	0	0	0	0	0	0	10
8:45	0	1	0	2	3	0	0	0	0	0	0	0	0	6
9:00	0	1	2	1	4	0	0	0	0	0	0	0	0	8
9:15	0	1	5	0	0	0	0	0	0	0	0	0	0	6
9:30	2	1	2	2	0	0	0	0	0	0	0	0	0	7
9:45	0	2	4	3	0	0	0	0	0	0	0	0	0	9
10:00	0	1	4	4	0	0	0	0	0	0	0	0	0	9
10:15	2	1	6	3	0	0	0	0	0	0	0	0	0	12
10:30	0	2	1	2	0	0	0	0	0	0	0	0	0	5
10:45	0	2	6	3	0	0	0	0	0	0	0	0	0	11
11:00	2	0	6	3	1	0	0	0	0	0	0	0	0	12
11:15	1	1	0	6	1	0	0	0	0	0	0	0	0	9
11:30	1	0	5	1	1	0	0	0	0	0	0	0	0	8
11:45	0	2	6	4	0	0	0	0	0	0	0	0	0	12
12:00 PM	0	1	2	5	1	1	0	0	0	0	0	0	0	10
12:15	0	2	6	2	1	0	0	0	0	0	0	0	0	11
12:30	0	2	1	7	0	0	0	0	0	0	0	0	0	10
12:45	1	1	4	2	0	0	0	0	0	0	0	0	0	8
13:00	0	1	3	7	2	0	0	0	0	0	0	0	0	13
13:15	0	0	4	5	1	0	0	0	0	0	0	0	0	10
13:30	0	2	7	4	0	0	0	0	0	0	0	0	0	13
13:45	1	0	4	5	1	0	0	0	0	0	0	0	0	11
14:00	1	3	1	5	0	0	0	0	0	0	0	0	0	10
14:15	0	5	4	3	1	0	1	0	0	0	0	0	0	14
14:30	3	7	15	5	0	0	0	0	0	0	0	0	0	30
14:45	6	4	9	1	0	0	0	0	0	0	0	0	0	20
15:00	13	14	2	1	0	0	0	0	0	0	0	0	0	30
15:15	0	6	8	3	1	0	0	0	0	0	0	0	0	18
15:30	0	2	5	2	0	0	1	0	0	0	0	0	0	10
15:45	1	3	13	4	0	0	0	0	0	0	0	0	0	21
16:00	2	3	5	6	3	0	0	0	0	0	0	0	0	19
16:15	0	3	3	5	2	1	0	0	0	0	0	0	0	14
16:30	1	7	11	4	0	0	0	0	0	0	0	0	0	23
16:45	2	4	11	2	1	0	0	0	0	0	0	0	0	20
17:00	0	3	8	10	1	0	0	0	0	0	0	0	0	22
17:15	1	3	9	4	1	0	0	0	0	0	0	0	0	18
17:30	1	2	8	6	1	0	0	0	0	0	0	0	0	18
17:45	1	1	6	3	0	0	0	0	0	0	0	0	0	11
18:00	0	1	9	6	3	0	0	0	0	0	0	0	0	19
18:15	0	1	5	4	1	0	0	0	0	0	0	0	0	11
18:30	0	1	5	5	0	0	0	0	0	0	0	0	0	11
18:45	0	3	1	6	0	0	0	0	0	0	0	0	0	10
19:00	0	0	5	4	0	0	0	0	0	0	0	0	0	9
19:15	0	1	2	4	0	0	0	0	0	0	0	0	0	7
19:30	0	2	0	2	0	0	0	0	0	0	0	0	0	4
19:45	0	1	3	3	0	0	0	0	0	0	0	0	0	7
20:00	0	1	0	6	0	0	0	0	0	0	0	0	0	7
20:15	0	0	2	4	0	0	0	0	0	0	0	0	0	6
20:30	0	0	2	3	0	0	0	0	0	0	0	0	0	5
20:45	0	0	3	1	0	0	0	0	0	0	0	0	0	4
21:00	0	0	1	5	0	0	0	0	0	0	0	0	0	6
21:15	0	2	2	0	0	0	0	0	0	0	0	0	0	4
21:30	0	0	1	2	0	0	0	0	0	0	0	0	0	3
21:45	0	0	0	2	1	0	0	0	0	0	0	0	0	3
22:00	0	1	1	0	1	0	0	0	0	0	0	0	0	3
22:15	0	1	1	3	0	0	0	0	0	0	0	0	0	5
22:30	0	0	0	1	0	0	0	0	0	0	0	0	0	1
22:45	0	0	0	0	0	0	0	0	0	0	0	0	0	0
23:00	0	1	0	0	0	0	0	0	0	0	0	0	0	1
23:15	0	0	1	0	0	0	0	0	0	0	0	0	0	1
23:30	0	0	1	0	0	0	0	0	0	0	0	0	0	1
23:45	0	0	0	0	0	0	0	0	0	0	0	0	0	0
Totals	72	143	295	238	40	3	2							793
% of Totals	9%	18%	37%	30%	5%	0%	0%							100%

AM Volumes	38	48	101	76	17	1	0	0	0	0	0	0	0	281
% AM	5%	6%	13%	10%	2%	0%								35%
AM Peak Hour	7:00	7:30	7:30	7:45	8:15	7:30								7:30
Volume	26	24	34	21	9	1								108
PM Volumes	34	95	194	162	23	2	2	0	0	0	0	0	0	512
% PM	4%	12%	24%	20%	3%	0%	0%							65%
PM Peak Hour	14:15	14:30	16:30	17:00	16:00	12:00	13:30							14:30
Volume	22	31	39	23	6	1	1							98

Directional Peak Periods	AM 7-9			NOON 12-2			PM 4-6			Off Peak Volumes		
All Classes	Volume	⟷	%	Volume	⟷	%	Volume	⟷	%	Volume	⟷	%
	140		18%	86		11%	145		18%	422		53%

Street Name	Direction	Percentiles					
		15th	50th	Average	85th	95th	ADT
W Oak St	East Bound	16	23	23	29	33	814
W Oak St	West Bound	17	23	23	28	31	793

Prepared by National Data & Surveying Services

SPEED

W Oak St Bet. S Virginia Ave & S Lomita St

Day: Wednesday
Date: 1/18/2023

City: Burbank
Project #: CA23_020030_028

Summary

Time	< 15	15 - 19	20 - 24	25 - 29	30 - 34	35 - 39	40 - 44	45 - 49	50 - 54	55 - 59	60 - 64	65 - 69	70 +	Total
0:00 AM	0	0	1	0	1	0	0	0	0	0	0	0	0	2
0:15	0	0	0	0	0	0	0	0	0	0	0	0	0	0
0:30	1	0	1	0	0	0	0	0	0	0	0	0	0	2
0:45	0	1	0	0	0	0	0	0	0	0	0	0	0	1
1:00	0	0	0	0	1	0	0	0	0	0	0	0	0	1
1:15	0	0	0	1	0	0	0	0	0	0	0	0	0	1
1:30	0	0	1	1	0	0	0	0	0	0	0	0	0	2
1:45	0	0	0	0	0	0	0	0	0	0	0	0	0	0
2:00	0	0	0	0	0	0	0	0	0	0	0	0	0	0
2:15	0	0	0	0	0	0	0	0	0	0	0	0	0	0
2:30	0	1	0	1	0	0	0	0	0	0	0	0	0	2
2:45	0	0	0	0	0	0	0	0	0	0	0	0	0	0
3:00	0	0	0	0	0	0	0	0	0	0	0	0	0	0
3:15	0	0	0	0	0	0	0	0	0	0	0	0	0	0
3:30	0	0	0	0	0	0	0	0	0	0	0	0	0	0
3:45	0	0	0	1	0	0	0	0	0	0	0	0	0	1
4:00	0	0	0	0	1	0	0	0	0	0	0	0	0	1
4:15	0	1	1	0	0	0	0	0	0	0	0	0	0	2
4:30	0	0	0	0	0	0	0	0	0	0	0	0	0	0
4:45	0	0	0	0	1	0	0	0	0	0	0	0	0	1
5:00	0	0	0	0	0	0	0	0	0	0	0	0	0	0
5:15	0	2	1	0	0	1	0	0	0	0	0	0	0	4
5:30	0	0	0	1	1	0	0	0	0	0	0	0	0	2
5:45	1	1	0	4	1	0	0	0	0	0	0	0	0	7
6:00	0	0	4	2	0	0	0	0	0	0	0	0	0	6
6:15	0	1	1	1	0	0	0	0	0	0	0	0	0	3
6:30	2	2	0	2	0	0	0	0	0	0	0	0	0	6
6:45	0	0	7	3	1	0	0	0	0	0	0	0	0	11
7:00	4	0	4	6	0	0	0	0	0	0	0	0	0	14
7:15	0	2	6	7	0	0	0	0	0	0	0	0	0	15
7:30	13	35	31	9	3	0	0	0	0	0	0	0	0	91
7:45	55	31	13	5	2	0	0	0	0	0	0	0	0	106
8:00	4	3	16	13	2	0	0	0	0	0	0	0	0	38
8:15	0	4	17	21	5	1	0	0	0	0	0	0	0	48
8:30	0	3	8	8	0	0	0	0	0	0	0	0	0	19
8:45	0	1	1	10	6	0	0	0	0	0	0	0	0	18
9:00	0	1	4	4	5	1	0	0	0	0	0	0	0	15
9:15	1	3	8	3	0	0	0	0	0	0	0	0	0	15
9:30	2	2	2	5	0	1	0	0	0	0	0	0	0	12
9:45	0	2	4	7	1	1	0	0	0	0	0	0	0	15
10:00	0	2	7	5	2	0	0	0	0	0	0	0	0	16
10:15	3	1	7	8	1	0	0	0	0	0	0	0	0	20
10:30	0	3	4	4	1	0	0	0	0	0	0	0	0	12
10:45	0	3	8	7	2	0	0	0	0	0	0	0	0	20
11:00	2	0	11	5	2	0	0	0	0	0	0	0	0	20
11:15	1	4	4	8	2	0	0	0	0	0	0	0	0	19
11:30	1	2	13	6	1	0	0	0	0	0	0	0	0	23
11:45	0	2	13	7	3	0	0	0	0	0	0	0	0	25
12:00 PM	0	2	9	10	2	1	0	0	0	0	0	0	0	24
12:15	1	2	8	4	4	0	0	0	0	0	0	0	0	19
12:30	0	3	4	17	0	0	0	0	0	0	0	0	0	24
12:45	1	1	8	7	0	0	0	0	0	0	0	0	0	17
13:00	0	1	6	10	3	0	0	0	0	0	0	0	0	20
13:15	0	0	9	10	1	0	0	0	0	0	0	0	0	20
13:30	1	3	12	7	0	0	0	0	0	0	0	0	0	23
13:45	1	1	7	10	2	0	0	0	0	0	0	0	0	21
14:00	1	3	2	9	0	0	0	0	0	0	0	0	0	15
14:15	2	8	11	10	2	0	1	0	0	0	0	0	0	34
14:30	5	11	19	11	1	0	0	0	0	0	0	0	0	47
14:45	8	8	13	5	0	1	0	0	0	0	0	0	0	35
15:00	31	26	14	3	0	0	1	0	0	0	0	0	0	75
15:15	1	10	19	7	1	0	0	0	0	0	0	0	0	38
15:30	0	5	8	7	1	0	1	0	0	0	0	0	0	22
15:45	3	8	15	11	3	2	0	0	0	0	0	0	0	42
16:00	2	4	11	16	3	0	0	0	0	0	0	0	0	36
16:15	3	8	18	9	3	1	0	0	0	0	0	0	0	42
16:30	3	7	17	9	3	0	0	0	0	0	0	0	0	39
16:45	2	7	15	8	4	0	0	0	0	0	0	0	0	36
17:00	2	8	14	16	2	0	1	0	0	0	0	0	0	43
17:15	2	5	13	7	2	0	0	0	0	0	0	0	0	29
17:30	1	7	20	14	3	0	0	0	0	0	0	0	0	45
17:45	3	3	11	10	2	0	0	0	0	0	0	0	0	29
18:00	0	3	13	8	4	0	0	0	0	0	0	0	0	28
18:15	0	3	9	10	1	0	0	0	0	0	0	0	0	23
18:30	0	1	5	11	0	0	0	0	0	0	0	0	0	17
18:45	1	4	3	8	0	0	0	0	0	0	0	0	0	16
19:00	0	0	9	7	2	1	0	0	0	0	0	0	0	19
19:15	0	1	6	6	0	0	0	0	0	0	0	0	0	13
19:30	0	2	3	3	0	0	0	0	0	0	0	0	0	8
19:45	1	2	4	5	0	0	0	0	0	0	0	0	0	12
20:00	0	1	6	7	0	0	0	0	0	0	0	0	0	14
20:15	0	0	4	7	0	0	0	0	0	0	0	0	0	11
20:30	0	0	3	3	0	0	0	0	0	0	0	0	0	6
20:45	0	0	4	3	0	0	0	0	0	0	0	0	0	7
21:00	0	1	1	6	0	0	0	0	0	0	0	0	0	8
21:15	0	2	3	1	0	0	0	0	0	0	0	0	0	6
21:30	0	0	2	3	5	0	0	0	0	0	0	0	0	10
21:45	0	0	0	2	1	0	0	0	0	0	0	0	0	3
22:00	0	1	1	0	1	0	0	0	0	0	0	0	0	3
22:15	0	1	1	3	0	0	0	0	0	0	0	0	0	5
22:30	0	0	0	1	0	0	0	0	0	0	0	0	0	1
22:45	0	0	1	0	0	0	0	0	0	0	0	0	0	1
23:00	0	1	0	1	1	0	0	0	0	0	0	0	0	3
23:15	0	0	1	0	0	0	0	0	0	0	0	0	0	1
23:30	0	0	1	0	0	0	0	0	0	0	0	0	0	1
23:45	0	0	0	0	0	0	0	0	0	0	0	0	0	0
Totals	165	277	561	487	102	11	4							1607
% of Totals	10%	17%	35%	30%	6%	1%	0%							100%

AM Volumes	90	113	198	165	45	5	0	0	0	0	0	0	0	616
% AM	6%	7%	12%	10%	3%	0%								38%
AM Peak Hour	7:00	7:30	7:30	8:00	8:15	9:00								7:30
Volume	72	73	77	52	16	3								283
PM Volumes	75	164	363	322	57	6	4	0	0	0	0	0	0	991
% PM	5%	10%	23%	20%	4%	0%	0%							62%
PM Peak Hour	14:15	14:30	14:30	17:00	16:00	15:30	14:15							14:30
Volume	46	55	65	47	13	3	2							195

Directional Peak Periods	AM 7-9			NOON 12-2			PM 4-6			Off Peak Volumes		
All Classes	Volume	⟷	%	Volume	⟷	%	Volume	⟷	%	Volume	⟷	%
	349		22%	168		10%	299		19%	791		49%

Street Name	Direction	Percentiles					
		15th	50th	Average	85th	95th	ADT
W Oak St	Summary	16	23	23	29	32	1607

Prepared by National Data & Surveying Services

SPEED

W Oak St Bet. S Virginia Ave & S Lomita St

Day: Wednesday
Date: 1/18/2023

City: Burbank
Project #: CA23_020030_028e

East Bound

Time	< 15	15 - 19	20 - 24	25 - 29	30 - 34	35 - 39	40 - 44	45 - 49	50 - 54	55 - 59	60 - 64	65 - 69	70 +	Total
0:00 AM	1	0	1	0	0	0	0	0	0	0	0	0	0	2
1:00	0	0	0	0	0	0	0	0	0	0	0	0	0	0
2:00	0	0	0	0	0	0	0	0	0	0	0	0	0	0
3:00	0	0	0	1	0	0	0	0	0	0	0	0	0	1
4:00	0	0	0	0	1	0	0	0	0	0	0	0	0	1
5:00	0	0	1	2	2	1	0	0	0	0	0	0	0	6
6:00	1	2	6	3	0	0	0	0	0	0	0	0	0	12
7:00	46	46	31	14	4	0	0	0	0	0	0	0	0	141
8:00	2	6	20	32	8	0	0	0	0	0	0	0	0	68
9:00	1	3	5	13	2	3	0	0	0	0	0	0	0	27
10:00	1	3	9	12	6	0	0	0	0	0	0	0	0	31
11:00	0	5	24	12	5	0	0	0	0	0	0	0	0	46
12:00 PM	1	2	16	22	4	0	0	0	0	0	0	0	0	45
13:00	1	2	16	16	2	0	0	0	0	0	0	0	0	37
14:00	6	11	16	21	2	1	0	0	0	0	0	0	0	57
15:00	21	24	28	18	4	2	1	0	0	0	0	0	0	98
16:00	5	9	31	25	7	0	0	0	0	0	0	0	0	77
17:00	5	14	27	24	6	0	1	0	0	0	0	0	0	77
18:00	1	5	10	16	1	0	0	0	0	0	0	0	0	33
19:00	1	1	12	8	2	1	0	0	0	0	0	0	0	25
20:00	0	0	10	6	0	0	0	0	0	0	0	0	0	16
21:00	0	1	2	3	5	0	0	0	0	0	0	0	0	11
22:00	0	0	1	0	0	0	0	0	0	0	0	0	0	1
23:00	0	0	0	1	1	0	0	0	0	0	0	0	0	2
Totals	93	134	266	249	62	8	2							814
% of Totals	11%	16%	33%	31%	8%	1%	0%							100%

AM Volumes	52	65	97	89	28	4	0	0	0	0	0	0	0	335
% AM	6%	8%	12%	11%	3%	0%								41%
AM Peak Hour	7:00	7:00	7:00	8:00	8:00	9:00								7:00
Volume	46	46	31	32	8	3								141
PM Volumes	41	69	169	160	34	4	2	0	0	0	0	0	0	479
% PM	5%	8%	21%	20%	4%	0%	0%							59%
PM Peak Hour	15:00	15:00	16:00	16:00	16:00	15:00	15:00							15:00
Volume	21	24	31	25	7	2	1							98

Directional Peak Periods	AM 7-9			NOON 12-2			PM 4-6			Off Peak Volumes		
All Speeds	Volume		%	Volume		%	Volume		%	Volume		%
	209	↔	26%	82	↔	10%	154	↔	19%	369	↔	45%

Street Name	Direction	Percentiles					
		15th	50th	Average	85th	95th	ADT
W Oak St	East Bound	16	23	23	29	33	814
W Oak St	West Bound	17	23	23	28	31	793

Prepared by National Data & Surveying Services

SPEED

W Oak St Bet. S Virginia Ave & S Lomita St

Day: Wednesday
Date: 1/18/2023

City: Burbank
Project #: CA23_020030_028w

West Bound

Time	< 15	15 - 19	20 - 24	25 - 29	30 - 34	35 - 39	40 - 44	45 - 49	50 - 54	55 - 59	60 - 64	65 - 69	70 +	Total
0:00 AM	0	1	1	0	1	0	0	0	0	0	0	0	0	3
1:00	0	0	1	2	1	0	0	0	0	0	0	0	0	4
2:00	0	1	0	1	0	0	0	0	0	0	0	0	0	2
3:00	0	0	0	0	0	0	0	0	0	0	0	0	0	0
4:00	0	1	1	0	1	0	0	0	0	0	0	0	0	3
5:00	1	3	0	3	0	0	0	0	0	0	0	0	0	7
6:00	1	1	6	5	1	0	0	0	0	0	0	0	0	14
7:00	26	22	23	13	1	0	0	0	0	0	0	0	0	85
8:00	2	5	22	20	5	1	0	0	0	0	0	0	0	55
9:00	2	5	13	6	4	0	0	0	0	0	0	0	0	30
10:00	2	6	17	12	0	0	0	0	0	0	0	0	0	37
11:00	4	3	17	14	3	0	0	0	0	0	0	0	0	41
12:00 PM	1	6	13	16	2	1	0	0	0	0	0	0	0	39
13:00	1	3	18	21	4	0	0	0	0	0	0	0	0	47
14:00	10	19	29	14	1	0	1	0	0	0	0	0	0	74
15:00	14	25	28	10	1	0	1	0	0	0	0	0	0	79
16:00	5	17	30	17	6	1	0	0	0	0	0	0	0	76
17:00	3	9	31	23	3	0	0	0	0	0	0	0	0	69
18:00	0	6	20	21	4	0	0	0	0	0	0	0	0	51
19:00	0	4	10	13	0	0	0	0	0	0	0	0	0	27
20:00	0	1	7	14	0	0	0	0	0	0	0	0	0	22
21:00	0	2	4	9	1	0	0	0	0	0	0	0	0	16
22:00	0	2	2	4	1	0	0	0	0	0	0	0	0	9
23:00	0	1	2	0	0	0	0	0	0	0	0	0	0	3
Totals	72	143	295	238	40	3	2							793
% of Totals	9%	18%	37%	30%	5%	0%	0%							100%

AM Volumes	38	48	101	76	17	1	0	0	0	0	0	0	0	281
% AM	5%	6%	13%	10%	2%	0%								35%
AM Peak Hour	7:00	7:00	7:00	8:00	8:00	8:00								7:00
Volume	26	22	23	20	5	1								85
PM Volumes	34	95	194	162	23	2	2	0	0	0	0	0	0	512
% PM	4%	12%	24%	20%	3%	0%	0%							65%
PM Peak Hour	15:00	15:00	17:00	17:00	16:00	12:00	14:00							15:00
Volume	14	25	31	23	6	1	1							79

Directional Peak Periods	AM 7-9			NOON 12-2			PM 4-6			Off Peak Volumes		
All Speeds	Volume		%	Volume		%	Volume		%	Volume		%
	140	↔	18%	86	↔	11%	145	↔	18%	422	↔	53%

Street Name	Direction	Percentiles					
		15th	50th	Average	85th	95th	ADT
W Oak St	East Bound	16	23	23	29	33	814
W Oak St	West Bound	17	23	23	28	31	793

Prepared by National Data & Surveying Services

SPEED

W Oak St Bet. S Virginia Ave & S Lomita St

Day: Wednesday
Date: 1/18/2023

City: Burbank
Project #: CA23_020030_028

Summary

Time	< 15	15 - 19	20 - 24	25 - 29	30 - 34	35 - 39	40 - 44	45 - 49	50 - 54	55 - 59	60 - 64	65 - 69	70 +	Total
0:00 AM	1	1	2	0	1	0	0	0	0	0	0	0	0	5
1:00	0	0	1	2	1	0	0	0	0	0	0	0	0	4
2:00	0	1	0	1	0	0	0	0	0	0	0	0	0	2
3:00	0	0	0	1	0	0	0	0	0	0	0	0	0	1
4:00	0	1	1	0	2	0	0	0	0	0	0	0	0	4
5:00	1	3	1	5	2	1	0	0	0	0	0	0	0	13
6:00	2	3	12	8	1	0	0	0	0	0	0	0	0	26
7:00	72	68	54	27	5	0	0	0	0	0	0	0	0	226
8:00	4	11	42	52	13	1	0	0	0	0	0	0	0	123
9:00	3	8	18	19	6	3	0	0	0	0	0	0	0	57
10:00	3	9	26	24	6	0	0	0	0	0	0	0	0	68
11:00	4	8	41	26	8	0	0	0	0	0	0	0	0	87
12:00 PM	2	8	29	38	6	1	0	0	0	0	0	0	0	84
13:00	2	5	34	37	6	0	0	0	0	0	0	0	0	84
14:00	16	30	45	35	3	1	1	0	0	0	0	0	0	131
15:00	35	49	56	28	5	2	2	0	0	0	0	0	0	177
16:00	10	26	61	42	13	1	0	0	0	0	0	0	0	153
17:00	8	23	58	47	9	0	1	0	0	0	0	0	0	146
18:00	1	11	30	37	5	0	0	0	0	0	0	0	0	84
19:00	1	5	22	21	2	1	0	0	0	0	0	0	0	52
20:00	0	1	17	20	0	0	0	0	0	0	0	0	0	38
21:00	0	3	6	12	6	0	0	0	0	0	0	0	0	27
22:00	0	2	3	4	1	0	0	0	0	0	0	0	0	10
23:00	0	1	2	1	1	0	0	0	0	0	0	0	0	5
Totals	165	277	561	487	102	11	4							1607
% of Totals	10%	17%	35%	30%	6%	1%	0%							100%

AM Volumes	90	113	198	165	45	5	0	0	0	0	0	0	0	616
% AM	6%	7%	12%	10%	3%	0%								38%
AM Peak Hour	7:00	7:00	7:00	8:00	8:00	9:00								7:00
Volume	72	68	54	52	13	3								226
PM Volumes	75	164	363	322	57	6	4	0	0	0	0	0	0	991
% PM	5%	10%	23%	20%	4%	0%	0%							62%
PM Peak Hour	15:00	15:00	16:00	17:00	16:00	15:00	15:00							15:00
Volume	35	49	61	47	13	2	2							177

Directional Peak Periods	AM 7-9			NOON 12-2			PM 4-6			Off Peak Volumes		
All Speeds	Volume		%	Volume		%	Volume		%	Volume		%
	349	↔	22%	168	↔	10%	299	↔	19%	791	↔	49%

Street Name	Direction	Percentiles					
		15th	50th	Average	85th	95th	ADT
W Oak St	Summary	16	23	23	29	32	1607

ATTACHMENT 3 - 1600

Prepared by NDS/ATD

Prepared by National Data & Surveying Services

VOLUME

W Oak St Bet. S Virginia Ave & S Lomita St

Day: Wednesday
Date: 1/18/2023

City: Burbank
Project #: CA23_020030_028

DAILY TOTALS	NB	SB	EB	WB	Total
	0	0	814	793	1,607

AM Period	NB		SB		EB		WB		TOTAL	
0:00	0		0		1		1		2	
0:15	0		0		0		0			
0:30	0		0		1		1		2	
0:45	0		0		0	2	1	3	1	5
1:00	0		0		0		1		1	
1:15	0		0		0		1		1	
1:30	0		0		0		2		2	
1:45	0		0		0		0	4		4
2:00	0		0		0		0			
2:15	0		0		0		0			
2:30	0		0		0		2		2	
2:45	0		0		0		0	2		2
3:00	0		0		0		0			
3:15	0		0		0		0			
3:30	0		0		0		0			
3:45	0		0		1	1	0		1	1
4:00	0		0		0		1		1	
4:15	0		0		0		2		2	
4:30	0		0		0		0			
4:45	0		0		1	1	0	3	1	4
5:00	0		0		0		0			
5:15	0		0		2		2		4	
5:30	0		0		2		0		2	
5:45	0		0		2	6	5	7	7	13
6:00	0		0		4		2		6	
6:15	0		0		1		2		3	
6:30	0		0		3		3		6	
6:45	0		0		4	12	7	14	11	26
7:00	0		0		7		7		14	
7:15	0		0		6		9		15	
7:30	0		0		60		31		91	
7:45	0		0		68	141	38	85	106	226
8:00	0		0		21		17		38	
8:15	0		0		26		22		48	
8:30	0		0		9		10		19	
8:45	0		0		12	68	6	55	18	123
9:00	0		0		7		8		15	
9:15	0		0		9		6		15	
9:30	0		0		5		7		12	
9:45	0		0		6	27	9	30	15	57
10:00	0		0		7		9		16	
10:15	0		0		8		12		20	
10:30	0		0		7		5		12	
10:45	0		0		9	31	11	37	20	68
11:00	0		0		8		12		20	
11:15	0		0		10		9		19	
11:30	0		0		15		8		23	
11:45	0		0		13	46	12	41	25	87
TOTALS						335		281		616
SPLIT %						54.4%		45.6%		38.3%

PM Period	NB		SB		EB		WB		TOTAL	
12:00	0		0		14		10		24	
12:15	0		0		8		11		19	
12:30	0		0		14		10		24	
12:45	0		0		9	45	8	39	17	84
13:00	0		0		7		13		20	
13:15	0		0		10		10		20	
13:30	0		0		10		13		23	
13:45	0		0		10	37	11	47	21	84
14:00	0		0		5		10		15	
14:15	0		0		20		14		34	
14:30	0		0		17		30		47	
14:45	0		0		15	57	20	74	35	131
15:00	0		0		45		30		75	
15:15	0		0		20		18		38	
15:30	0		0		12		10		22	
15:45	0		0		21	98	21	79	42	177
16:00	0		0		17		19		36	
16:15	0		0		28		14		42	
16:30	0		0		16		23		39	
16:45	0		0		16	77	20	76	36	153
17:00	0		0		21		22		43	
17:15	0		0		11		18		29	
17:30	0		0		27		18		45	
17:45	0		0		18	77	11	69	29	146
18:00	0		0		9		19		28	
18:15	0		0		12		11		23	
18:30	0		0		6		11		17	
18:45	0		0		6	33	10	51	16	84
19:00	0		0		10		9		19	
19:15	0		0		6		7		13	
19:30	0		0		4		4		8	
19:45	0		0		5	25	7	27	12	52
20:00	0		0		7		7		14	
20:15	0		0		5		6		11	
20:30	0		0		1		5		6	
20:45	0		0		3	16	4	22	7	38
21:00	0		0		2		6		8	
21:15	0		0		2		4		6	
21:30	0		0		7		3		10	
21:45	0		0		0	11	3	16	3	27
22:00	0		0		0		3		3	
22:15	0		0		0		5		5	
22:30	0		0		0		1		1	
22:45	0		0		1	1	0	9	1	10
23:00	0		0		2		1		3	
23:15	0		0		0		1		1	
23:30	0		0		0		1		1	
23:45	0		0		0	2	0	3		5
TOTALS						479		512		991
SPLIT %						48.3%		51.7%		61.7%

DAILY TOTALS	NB	SB	EB	WB	Total
	0	0	814	793	1,607

AM Peak Hour			7:30	7:30	7:30
AM Pk Volume			175	108	283
Pk Hr Factor			0.643	0.711	0.667
7 - 9 Volume	0	0	209	140	349
7 - 9 Peak Hour			7:30	7:30	7:30
7 - 9 Pk Volume	0	0	175	108	283
Pk Hr Factor	0.000	0.000	0.643	0.711	0.667

PM Peak Hour			15:00	14:30	14:30
PM Pk Volume			98	98	195
Pk Hr Factor			0.544	0.817	0.650
4 - 6 Volume	0	0	154	145	299
4 - 6 Peak Hour			16:15	16:30	16:15
4 - 6 Pk Volume	0	0	81	83	160
Pk Hr Factor	0.000	0.000	0.723	0.902	0.930

Prepared by NDS/ATD

Project #: CA23_020030_028 **City:** Burbank

Location: W Oak St Bet. S Virginia Ave & S Lomita St **Date:** 1/18/2023

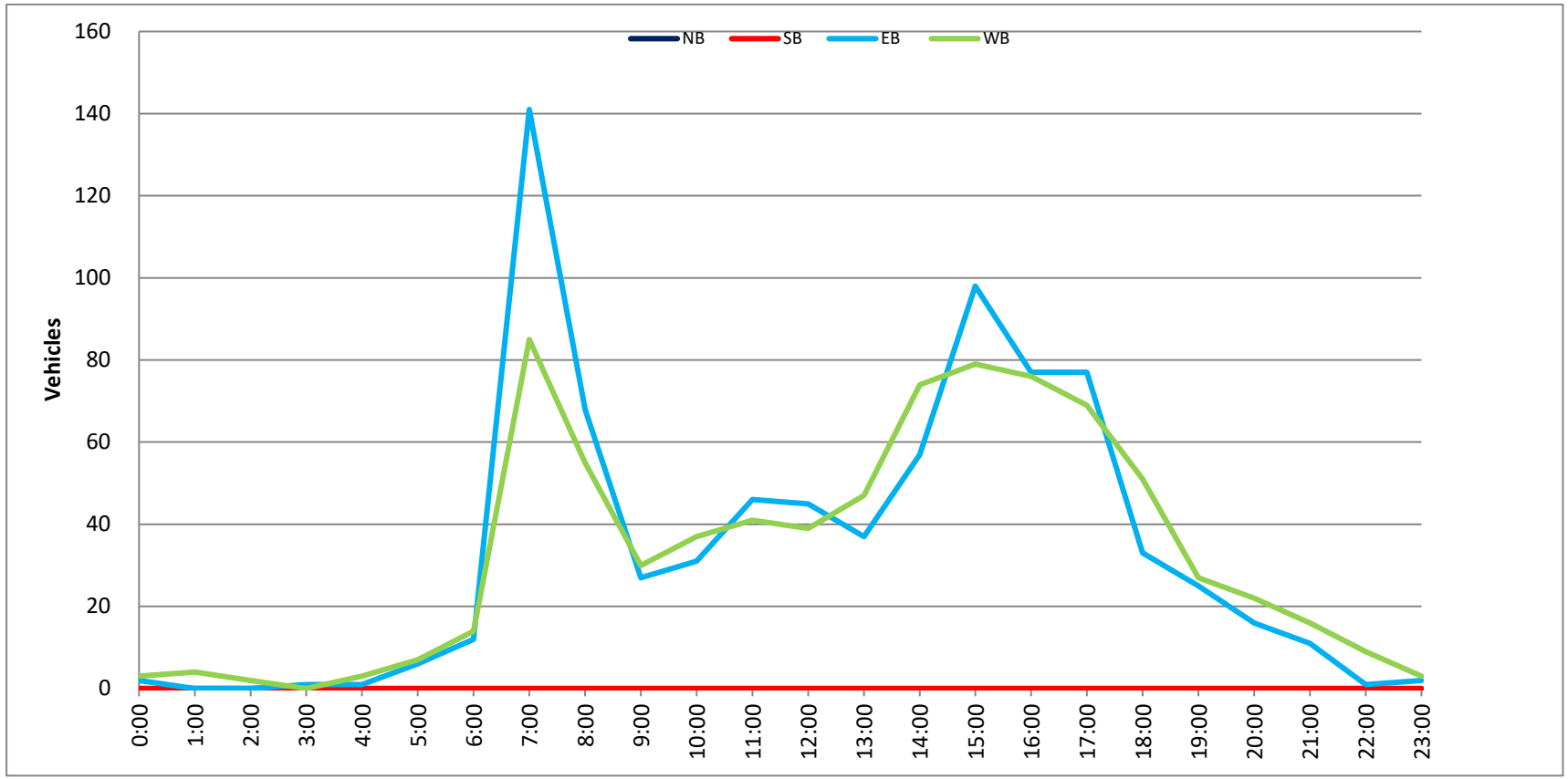

Prepared by National Data & Surveying Services

SPEED

W Oak St Bet. S Virginia Ave & S Lomita St

Day: Thursday
Date: 1/19/2023

City: Burbank
Project #: CA23_020030_028e

East Bound

Time	< 15	15 - 19	20 - 24	25 - 29	30 - 34	35 - 39	40 - 44	45 - 49	50 - 54	55 - 59	60 - 64	65 - 69	70 +	Total
0:00 AM	0	0	0	0	0	0	0	0	0	0	0	0	0	0
0:15	0	0	0	0	0	0	0	0	0	0	0	0	0	0
0:30	0	0	0	0	0	0	0	0	0	0	0	0	0	0
0:45	0	0	0	0	0	0	0	0	0	0	0	0	0	0
1:00	0	0	0	0	0	0	0	0	0	0	0	0	0	0
1:15	0	0	1	0	0	0	0	0	0	0	0	0	0	1
1:30	0	0	0	0	0	0	0	0	0	0	0	0	0	0
1:45	0	0	0	0	0	0	0	0	0	0	0	0	0	0
2:00	0	0	0	0	0	0	0	0	0	0	0	0	0	0
2:15	0	0	0	0	0	0	0	0	0	0	0	0	0	0
2:30	0	0	0	0	0	0	0	0	0	0	0	0	0	0
2:45	0	0	0	0	0	0	0	0	0	0	0	0	0	0
3:00	0	0	0	0	0	0	0	0	0	0	0	0	0	0
3:15	0	0	0	0	0	0	0	0	0	0	0	0	0	0
3:30	0	0	0	0	0	0	0	0	0	0	0	0	0	0
3:45	0	0	0	1	0	0	0	0	0	0	0	0	0	1
4:00	0	0	0	0	0	0	0	0	0	0	0	0	0	0
4:15	0	0	0	0	0	0	0	0	0	0	0	0	0	0
4:30	0	0	1	0	0	0	0	0	0	0	0	0	0	1
4:45	0	0	0	0	0	0	0	0	0	0	0	0	0	0
5:00	0	0	1	1	0	0	0	0	0	0	0	0	0	2
5:15	0	0	0	0	1	0	0	0	0	0	0	0	0	1
5:30	0	2	2	0	1	1	0	0	0	0	0	0	0	6
5:45	0	0	1	0	0	0	0	0	0	0	0	0	0	1
6:00	0	1	0	2	0	0	0	0	0	0	0	0	0	3
6:15	1	0	1	2	1	0	0	0	0	0	0	0	0	5
6:30	1	1	1	0	0	0	0	0	0	0	0	0	0	3
6:45	1	0	2	1	0	0	0	0	0	0	0	0	0	4
7:00	0	2	3	2	0	0	0	0	0	0	0	0	0	7
7:15	0	3	2	3	0	0	0	0	0	0	0	0	0	8
7:30	11	29	15	10	0	0	0	0	0	0	0	0	0	65
7:45	28	24	21	2	0	0	0	0	0	0	0	0	0	75
8:00	1	0	7	5	1	0	0	0	0	0	0	0	0	14
8:15	0	4	18	9	1	0	0	0	0	0	0	0	0	32
8:30	0	4	2	5	1	1	0	0	0	0	0	0	0	13
8:45	0	1	6	5	0	0	0	0	0	0	0	0	0	12
9:00	2	2	1	5	1	0	0	0	0	0	0	0	0	11
9:15	1	1	2	3	0	0	0	0	0	0	0	0	0	7
9:30	0	0	4	0	0	0	0	0	0	0	0	0	0	4
9:45	0	2	2	2	3	1	0	0	0	0	0	0	0	10
10:00	0	0	2	0	0	0	0	0	0	0	0	0	0	2
10:15	0	1	2	4	0	0	0	0	0	0	0	0	0	7
10:30	0	0	0	5	4	0	0	0	0	0	0	0	0	9
10:45	1	1	3	3	1	0	0	0	0	0	0	0	0	9
11:00	0	0	2	2	4	0	0	0	0	0	0	0	0	8
11:15	1	4	6	1	0	0	0	0	0	0	0	0	0	12
11:30	1	1	11	3	1	0	0	0	0	0	0	0	0	17
11:45	1	0	8	2	2	0	0	0	0	0	0	0	0	13
12:00 PM	1	2	10	6	1	0	0	0	0	0	0	0	0	20
12:15	0	1	1	1	6	0	0	0	0	0	0	0	0	9
12:30	0	1	2	8	0	0	0	0	0	0	0	0	0	11
12:45	0	1	3	4	1	0	0	0	0	0	0	0	0	9
13:00	0	2	1	2	1	0	0	0	0	0	0	0	0	6
13:15	1	2	1	7	2	0	0	0	0	0	0	0	0	13
13:30	1	2	3	4	1	1	0	0	0	0	0	0	0	12
13:45	2	5	3	2	1	1	0	0	0	0	0	0	0	14
14:00	0	1	5	12	1	0	0	0	0	0	0	0	0	19
14:15	2	0	7	5	0	0	0	0	0	0	0	0	0	14
14:30	3	2	4	2	1	1	0	0	0	0	0	0	0	13
14:45	4	8	6	1	0	0	0	0	0	0	0	0	0	19
15:00	15	19	6	5	0	0	0	0	0	0	0	0	0	45
15:15	3	3	4	10	1	1	1	0	0	0	0	0	0	23
15:30	0	2	7	7	1	0	1	0	0	0	0	0	0	18
15:45	4	5	5	5	0	0	0	0	0	0	0	0	0	19
16:00	2	2	4	1	2	0	0	0	0	0	0	0	0	11
16:15	1	1	4	1	1	0	0	0	0	0	0	0	0	8
16:30	1	1	4	10	0	0	0	0	0	0	0	0	0	16
16:45	0	3	12	10	2	0	0	0	0	0	0	0	0	27
17:00	0	5	4	5	3	0	0	0	0	0	0	0	0	17
17:15	1	4	11	8	0	0	0	0	0	0	0	0	0	24
17:30	6	4	5	7	1	0	0	0	0	0	0	0	0	23
17:45	0	2	2	4	1	0	1	0	0	0	0	0	0	10
18:00	2	1	4	4	2	0	0	0	0	0	0	0	0	13
18:15	1	1	4	2	1	0	0	0	0	0	0	0	0	9
18:30	4	5	2	3	2	0	0	0	0	0	0	0	0	16
18:45	0	2	3	0	1	0	0	0	0	0	0	0	0	6
19:00	1	1	1	1	1	0	0	0	0	0	0	0	0	5
19:15	0	0	3	3	0	0	0	0	0	0	0	0	0	6
19:30	0	0	2	3	1	0	0	0	0	0	0	0	0	6
19:45	0	0	4	2	0	0	0	0	0	0	0	0	0	6
20:00	0	0	0	2	1	0	0	0	0	0	0	0	0	3
20:15	1	0	2	3	2	1	0	0	0	0	0	0	0	9
20:30	0	0	4	3	0	0	0	0	0	0	0	0	0	7
20:45	0	0	1	0	0	0	0	0	0	0	0	0	0	1
21:00	0	0	3	1	0	0	0	0	0	0	0	0	0	4
21:15	0	1	1	0	1	1	0	0	0	0	0	0	0	4
21:30	0	0	0	2	0	0	0	0	0	0	0	0	0	2
21:45	0	0	0	0	0	0	0	0	0	0	0	0	0	0
22:00	0	0	1	0	0	0	0	0	0	0	0	0	0	1
22:15	0	0	0	0	0	0	0	0	0	0	0	0	0	0
22:30	0	0	1	1	0	0	0	0	0	0	0	0	0	2
22:45	0	0	1	0	0	0	0	0	0	0	0	0	0	1
23:00	0	0	1	0	1	0	0	0	0	0	0	0	0	2
23:15	0	0	0	0	0	0	0	0	0	0	0	0	0	0
23:30	0	0	0	1	0	0	0	0	0	0	0	0	0	1
23:45	0	0	0	0	0	0	0	0	0	0	0	0	0	0
Totals	**106**	**172**	**279**	**236**	**62**	**9**	**3**							**867**
% of Totals	12%	20%	32%	27%	7%	1%	0%							100%

AM Volumes	50	83	127	78	22	3	0	0	0	0	0	0	0	363
% AM	6%	10%	15%	9%	3%	0%								42%
AM Peak Hour	7:15	7:00	7:30	7:30	11:30	4:45								7:30
Volume	40	58	61	26	10	1								186
PM Volumes	56	89	152	158	40	6	3	0	0	0	0	0	0	504
% PM	6%	10%	18%	18%	5%	1%	0%							58%
PM Peak Hour	14:30	14:30	16:45	16:30	12:00	13:00	14:45							14:45
Volume	25	32	32	33	8	2	2							105

Directional Peak Periods	AM 7-9			NOON 12-2			PM 4-6			Off Peak Volumes		
All Classes	Volume	⟷	%	Volume	⟷	%	Volume	⟷	%	Volume	⟷	%
	226		26%	94		11%	136		16%	411		47%

Street Name	Direction	Percentiles					
		15th	50th	Average	85th	95th	ADT
W Oak St	East Bound	16	23	22	29	32	867
W Oak St	West Bound	17	23	23	29	32	778

ATTACHMENT 3 - 1603

Prepared by National Data & Surveying Services

SPEED

W Oak St Bet. S Virginia Ave & S Lomita St

Day: Thursday
Date: 1/19/2023

City: Burbank
Project #: CA23_020030_028w

West Bound

Time	< 15	15 - 19	20 - 24	25 - 29	30 - 34	35 - 39	40 - 44	45 - 49	50 - 54	55 - 59	60 - 64	65 - 69	70 +	Total
0:00 AM	0	0	0	0	0	0	0	0	0	0	0	0	0	0
0:15	0	0	0	0	0	0	0	0	0	0	0	0	0	0
0:30	0	0	0	0	0	0	0	0	0	0	0	0	0	0
0:45	0	0	1	1	0	0	0	0	0	0	0	0	0	2
1:00	0	0	0	0	0	0	0	0	0	0	0	0	0	0
1:15	0	0	0	0	0	0	0	0	0	0	0	0	0	0
1:30	0	0	1	0	0	0	0	0	0	0	0	0	0	1
1:45	0	0	0	0	0	0	0	0	0	0	0	0	0	0
2:00	0	0	0	0	0	0	0	0	0	0	0	0	0	0
2:15	0	0	0	0	0	0	0	0	0	0	0	0	0	0
2:30	0	0	0	0	0	0	0	0	0	0	0	0	0	0
2:45	0	0	0	0	0	0	0	0	0	0	0	0	0	0
3:00	0	0	0	0	0	0	0	0	0	0	0	0	0	0
3:15	0	0	0	1	0	0	0	0	0	0	0	0	0	1
3:30	0	0	0	0	0	0	0	0	0	0	0	0	0	0
3:45	0	0	0	0	0	0	0	0	0	0	0	0	0	0
4:00	0	0	0	0	0	0	0	0	0	0	0	0	0	0
4:15	0	0	0	0	0	0	0	0	0	0	0	0	0	0
4:30	0	0	0	0	0	0	0	0	0	0	0	0	0	0
4:45	0	0	0	0	0	0	0	0	0	0	0	0	0	0
5:00	0	0	1	0	1	0	0	0	0	0	0	0	0	2
5:15	0	1	1	0	0	0	0	0	0	0	0	0	0	2
5:30	1	0	0	1	0	0	0	0	0	0	0	0	0	2
5:45	1	2	0	1	1	0	0	0	0	0	0	0	0	5
6:00	2	0	0	0	0	0	0	0	0	0	0	0	0	2
6:15	0	1	0	1	2	0	0	0	0	0	0	0	0	4
6:30	0	1	1	1	0	0	0	0	0	0	0	0	0	3
6:45	0	0	0	1	1	1	0	0	0	0	0	0	0	3
7:00	2	2	1	3	0	0	0	0	0	0	0	0	0	8
7:15	0	1	1	8	0	0	0	0	0	0	0	0	0	10
7:30	6	10	10	4	1	0	1	0	0	0	0	0	0	32
7:45	15	11	7	4	1	0	1	0	0	0	0	0	0	39
8:00	0	1	6	4	3	0	0	0	0	0	0	0	0	14
8:15	0	4	7	4	1	0	0	0	0	0	0	0	0	16
8:30	1	1	7	6	0	0	0	0	0	0	0	0	0	15
8:45	1	4	4	1	1	0	0	0	0	0	0	0	0	11
9:00	1	2	2	7	1	0	0	0	0	0	0	0	0	13
9:15	0	0	3	1	0	0	0	0	0	0	0	0	0	4
9:30	0	5	4	1	0	0	0	0	0	0	0	0	0	10
9:45	0	1	2	1	2	0	0	0	0	0	0	0	0	6
10:00	0	1	1	4	1	0	0	0	0	0	0	0	0	7
10:15	0	0	2	2	0	0	0	0	0	0	0	0	0	4
10:30	0	0	2	2	3	0	0	0	0	0	0	0	0	7
10:45	1	4	1	3	2	0	0	0	0	0	0	0	0	11
11:00	1	0	9	6	2	1	0	0	0	0	0	0	0	19
11:15	2	2	0	4	2	1	0	0	0	0	0	0	0	11
11:30	0	0	6	2	2	0	0	0	0	0	0	0	0	10
11:45	0	1	9	3	0	1	0	0	0	0	0	0	0	14
12:00 PM	1	1	2	3	0	2	0	0	0	0	0	0	0	9
12:15	1	1	5	1	1	0	0	0	0	0	0	0	0	9
12:30	0	2	1	8	0	0	0	0	0	0	0	0	0	11
12:45	1	1	2	1	1	1	0	0	0	0	0	0	0	7
13:00	1	1	5	9	1	0	0	0	0	0	0	0	0	17
13:15	0	0	7	2	2	1	0	0	0	0	0	0	0	12
13:30	1	2	3	5	5	0	0	0	0	0	0	0	0	16
13:45	0	3	5	2	0	0	0	0	0	0	0	0	0	10
14:00	0	2	5	3	0	0	0	0	0	0	0	0	0	10
14:15	0	3	6	4	1	0	0	0	0	0	0	0	0	14
14:30	8	10	12	6	0	0	0	0	0	0	0	0	0	36
14:45	3	7	6	5	1	0	0	0	0	0	0	0	0	22
15:00	12	10	6	1	0	0	0	0	0	0	0	0	0	29
15:15	0	2	9	2	0	0	0	0	0	0	0	0	0	13
15:30	1	0	7	8	2	0	0	0	0	0	0	0	0	18
15:45	0	4	12	5	1	0	0	0	0	0	0	0	0	22
16:00	1	2	13	6	1	0	0	0	0	0	0	0	0	23
16:15	1	0	8	4	0	0	0	0	0	0	0	0	0	13
16:30	1	2	4	4	1	0	0	0	0	0	0	0	0	12
16:45	0	4	5	6	0	0	0	0	0	0	0	0	0	15
17:00	0	3	10	1	2	0	0	0	0	0	0	0	0	16
17:15	0	3	10	5	2	1	0	0	0	0	0	0	0	21
17:30	1	3	5	7	0	0	0	0	0	0	0	0	0	16
17:45	0	3	3	3	0	0	0	0	0	0	0	0	0	9
18:00	1	2	7	4	1	0	0	0	0	0	0	0	0	15
18:15	2	1	8	2	0	0	0	0	0	0	0	0	0	13
18:30	0	3	5	4	0	0	0	0	0	0	0	0	0	12
18:45	2	1	3	3	1	0	0	0	0	0	0	0	0	10
19:00	1	0	2	5	0	0	0	0	0	0	0	0	0	8
19:15	0	0	2	3	0	0	0	0	0	0	0	0	0	5
19:30	0	0	4	1	0	0	0	0	0	0	0	0	0	5
19:45	0	1	2	0	1	0	0	0	0	0	0	0	0	4
20:00	0	0	1	1	3	0	0	0	0	0	0	0	0	5
20:15	0	1	2	2	0	0	0	0	0	0	0	0	0	5
20:30	1	0	0	1	0	0	0	0	0	0	0	0	0	2
20:45	0	0	1	2	0	0	0	0	0	0	0	0	0	3
21:00	0	0	3	3	0	0	0	0	0	0	0	0	0	6
21:15	0	0	2	1	0	0	0	0	0	0	0	0	0	3
21:30	0	0	1	2	0	0	0	0	0	0	0	0	0	3
21:45	0	0	1	0	0	0	0	0	0	0	0	0	0	1
22:00	0	0	0	3	0	0	0	0	0	0	0	0	0	3
22:15	0	1	1	1	0	0	0	0	0	0	0	0	0	3
22:30	0	0	1	1	0	0	0	0	0	0	0	0	0	2
22:45	0	0	0	0	0	0	0	0	0	0	0	0	0	0
23:00	0	0	0	0	0	0	0	0	0	0	0	0	0	0
23:15	0	0	0	0	0	0	0	0	0	0	0	0	0	0
23:30	0	0	0	1	0	0	0	0	0	0	0	0	0	1
23:45	0	0	0	0	1	0	0	0	0	0	0	0	0	1
Totals	74	134	286	218	55	9	2							778
% of Totals	10%	17%	37%	28%	7%	1%	0%							100%

AM Volumes	34	55	88	77	27	4	2	0	0	0	0	0	0	288
% AM	4%	7%	11%	10%	3%	1%	0%							37%
AM Peak Hour	7:00	7:30	7:30	7:15	10:30	11:15	7:00							7:30
Volume	23	26	30	20	9	4	2							101
PM Volumes	40	79	197	141	28	5	0	0	0	0	0	0	0	490
% PM	5%	10%	25%	18%	4%	1%								63%
PM Peak Hour	14:15	14:15	15:15	15:30	12:45	12:00								14:15
Volume	23	30	41	23	9	3								101

Directional Peak Periods	AM 7-9			NOON 12-2			PM 4-6			Off Peak Volumes		
All Classes	Volume	↔	%	Volume	↔	%	Volume	↔	%	Volume	↔	%
	145	↔	19%	91	↔	12%	125	↔	16%	417	↔	54%

Street Name	Direction	Percentiles					
		15th	50th	Average	85th	95th	ADT
W Oak St	East Bound	16	23	22	29	32	867
W Oak St	West Bound	17	23	23	29	32	778

Prepared by National Data & Surveying Services

SPEED

W Oak St Bet. S Virginia Ave & S Lomita St

Day: Thursday
Date: 1/19/2023

City: Burbank
Project #: CA23_020030_028

Summary

Time	< 15	15 - 19	20 - 24	25 - 29	30 - 34	35 - 39	40 - 44	45 - 49	50 - 54	55 - 59	60 - 64	65 - 69	70 +	Total
0:00 AM	0	0	0	0	0	0	0	0	0	0	0	0	0	0
0:15	0	0	0	0	0	0	0	0	0	0	0	0	0	0
0:30	0	0	0	0	0	0	0	0	0	0	0	0	0	0
0:45	0	0	1	1	0	0	0	0	0	0	0	0	0	2
1:00	0	0	0	0	0	0	0	0	0	0	0	0	0	0
1:15	0	0	1	0	0	0	0	0	0	0	0	0	0	1
1:30	0	0	1	0	0	0	0	0	0	0	0	0	0	1
1:45	0	0	0	0	0	0	0	0	0	0	0	0	0	0
2:00	0	0	0	0	0	0	0	0	0	0	0	0	0	0
2:15	0	0	0	0	0	0	0	0	0	0	0	0	0	0
2:30	0	0	0	0	0	0	0	0	0	0	0	0	0	0
2:45	0	0	0	0	0	0	0	0	0	0	0	0	0	0
3:00	0	0	0	0	0	0	0	0	0	0	0	0	0	0
3:15	0	0	0	1	0	0	0	0	0	0	0	0	0	1
3:30	0	0	0	0	0	0	0	0	0	0	0	0	0	0
3:45	0	0	0	1	0	0	0	0	0	0	0	0	0	1
4:00	0	0	0	0	0	0	0	0	0	0	0	0	0	0
4:15	0	0	0	0	0	0	0	0	0	0	0	0	0	0
4:30	0	0	1	0	0	0	0	0	0	0	0	0	0	1
4:45	0	0	0	0	0	0	0	0	0	0	0	0	0	0
5:00	0	0	2	1	1	0	0	0	0	0	0	0	0	4
5:15	0	1	1	0	1	0	0	0	0	0	0	0	0	3
5:30	1	2	2	1	1	1	0	0	0	0	0	0	0	8
5:45	1	2	1	1	1	0	0	0	0	0	0	0	0	6
6:00	2	1	0	2	0	0	0	0	0	0	0	0	0	5
6:15	1	1	1	3	3	0	0	0	0	0	0	0	0	9
6:30	1	2	2	1	0	0	0	0	0	0	0	0	0	6
6:45	1	0	2	2	1	1	0	0	0	0	0	0	0	7
7:00	2	4	4	5	0	0	0	0	0	0	0	0	0	15
7:15	0	4	3	11	0	0	0	0	0	0	0	0	0	18
7:30	17	39	25	14	1	0	1	0	0	0	0	0	0	97
7:45	43	35	28	6	1	0	1	0	0	0	0	0	0	114
8:00	1	1	13	9	4	0	0	0	0	0	0	0	0	28
8:15	0	8	25	13	2	0	0	0	0	0	0	0	0	48
8:30	1	5	9	11	1	1	0	0	0	0	0	0	0	28
8:45	1	5	10	6	1	0	0	0	0	0	0	0	0	23
9:00	3	4	3	12	2	0	0	0	0	0	0	0	0	24
9:15	1	1	5	4	0	0	0	0	0	0	0	0	0	11
9:30	0	5	8	1	0	0	0	0	0	0	0	0	0	14
9:45	0	3	4	3	5	1	0	0	0	0	0	0	0	16
10:00	0	1	3	4	1	0	0	0	0	0	0	0	0	9
10:15	0	1	4	6	0	0	0	0	0	0	0	0	0	11
10:30	0	0	2	7	7	0	0	0	0	0	0	0	0	16
10:45	2	5	4	6	3	0	0	0	0	0	0	0	0	20
11:00	1	0	11	8	6	1	0	0	0	0	0	0	0	27
11:15	3	6	6	5	2	1	0	0	0	0	0	0	0	23
11:30	1	1	17	5	3	0	0	0	0	0	0	0	0	27
11:45	1	1	17	5	2	1	0	0	0	0	0	0	0	27
12:00 PM	2	3	12	9	1	2	0	0	0	0	0	0	0	29
12:15	1	2	6	2	7	0	0	0	0	0	0	0	0	18
12:30	0	3	3	16	0	0	0	0	0	0	0	0	0	22
12:45	1	2	5	5	2	1	0	0	0	0	0	0	0	16
13:00	1	3	6	11	2	0	0	0	0	0	0	0	0	23
13:15	1	2	8	9	4	1	0	0	0	0	0	0	0	25
13:30	2	4	6	9	6	1	0	0	0	0	0	0	0	28
13:45	2	8	8	4	1	1	0	0	0	0	0	0	0	24
14:00	0	3	10	15	1	0	0	0	0	0	0	0	0	29
14:15	2	3	13	9	1	0	0	0	0	0	0	0	0	28
14:30	11	12	16	8	1	1	0	0	0	0	0	0	0	49
14:45	7	15	12	6	1	0	0	0	0	0	0	0	0	41
15:00	27	29	12	6	0	0	0	0	0	0	0	0	0	74
15:15	3	5	13	12	1	1	1	0	0	0	0	0	0	36
15:30	1	2	14	15	3	0	1	0	0	0	0	0	0	36
15:45	4	9	17	10	1	0	0	0	0	0	0	0	0	41
16:00	3	4	17	7	3	0	0	0	0	0	0	0	0	34
16:15	2	1	12	5	1	0	0	0	0	0	0	0	0	21
16:30	2	3	8	14	1	0	0	0	0	0	0	0	0	28
16:45	0	7	17	16	2	0	0	0	0	0	0	0	0	42
17:00	0	8	14	6	5	0	0	0	0	0	0	0	0	33
17:15	1	7	21	13	2	1	0	0	0	0	0	0	0	45
17:30	7	7	10	14	1	0	0	0	0	0	0	0	0	39
17:45	0	5	5	7	1	0	1	0	0	0	0	0	0	19
18:00	3	3	11	8	3	0	0	0	0	0	0	0	0	28
18:15	3	2	12	4	1	0	0	0	0	0	0	0	0	22
18:30	4	8	7	7	2	0	0	0	0	0	0	0	0	28
18:45	2	3	6	3	2	0	0	0	0	0	0	0	0	16
19:00	2	1	3	6	1	0	0	0	0	0	0	0	0	13
19:15	0	0	5	6	0	0	0	0	0	0	0	0	0	11
19:30	0	0	6	4	1	0	0	0	0	0	0	0	0	11
19:45	0	1	6	2	1	0	0	0	0	0	0	0	0	10
20:00	0	0	1	3	4	0	0	0	0	0	0	0	0	8
20:15	1	1	4	5	2	1	0	0	0	0	0	0	0	14
20:30	1	0	4	4	0	0	0	0	0	0	0	0	0	9
20:45	0	0	2	2	0	0	0	0	0	0	0	0	0	4
21:00	0	0	6	4	0	0	0	0	0	0	0	0	0	10
21:15	0	1	3	1	1	1	0	0	0	0	0	0	0	7
21:30	0	0	1	4	0	0	0	0	0	0	0	0	0	5
21:45	0	0	1	0	0	0	0	0	0	0	0	0	0	1
22:00	0	0	1	3	0	0	0	0	0	0	0	0	0	4
22:15	0	1	1	1	0	0	0	0	0	0	0	0	0	3
22:30	0	0	2	2	0	0	0	0	0	0	0	0	0	4
22:45	0	0	1	0	0	0	0	0	0	0	0	0	0	1
23:00	0	0	1	0	1	0	0	0	0	0	0	0	0	2
23:15	0	0	0	0	0	0	0	0	0	0	0	0	0	0
23:30	0	0	0	2	0	0	0	0	0	0	0	0	0	2
23:45	0	0	0	0	1	0	0	0	0	0	0	0	0	1
Totals	180	306	565	454	117	18	5							1645
% of Totals	11%	19%	34%	28%	7%	1%	0%							100%

AM Volumes	84	138	216	155	49	7	2	0	0	0	0	0	0	651
% AM	5%	8%	13%	9%	3%	0%	0%							40%
AM Peak Hour	7:00	7:30	7:30	7:30	10:30	11:15	7:00							7:30
Volume	62	83	91	42	18	4	2							287
PM Volumes	96	168	349	299	68	11	3	0	0	0	0	0	0	994
% PM	6%	10%	21%	18%	4%	1%	0%							60%
PM Peak Hour	14:30	14:30	16:45	16:30	12:45	12:00	14:45							14:30
Volume	48	61	62	49	14	3	2							200

Directional Peak Periods	AM 7-9			NOON 12-2			PM 4-6			Off Peak Volumes		
All Classes	Volume	⟷	%	Volume	⟷	%	Volume	⟷	%	Volume	⟷	%
	371		23%	185		11%	261		16%	828		50%

Street Name	Direction	Percentiles					
		15th	50th	Average	85th	95th	ADT
W Oak St	Summary	16	23	23	29	32	1645

ATTACHMENT 3 - 1605

Prepared by National Data & Surveying Services

SPEED

W Oak St Bet. S Virginia Ave & S Lomita St

Day: Thursday
Date: 1/19/2023

City: Burbank
Project #: CA23_020030_028e

East Bound

Time	< 15	15 - 19	20 - 24	25 - 29	30 - 34	35 - 39	40 - 44	45 - 49	50 - 54	55 - 59	60 - 64	65 - 69	70 +	Total
0:00 AM	0	0	0	0	0	0	0	0	0	0	0	0	0	0
1:00	0	0	1	0	0	0	0	0	0	0	0	0	0	1
2:00	0	0	0	0	0	0	0	0	0	0	0	0	0	0
3:00	0	0	0	1	0	0	0	0	0	0	0	0	0	1
4:00	0	0	1	0	0	0	0	0	0	0	0	0	0	1
5:00	0	2	4	1	2	1	0	0	0	0	0	0	0	10
6:00	3	2	4	5	1	0	0	0	0	0	0	0	0	15
7:00	39	58	41	17	0	0	0	0	0	0	0	0	0	155
8:00	1	9	33	24	3	1	0	0	0	0	0	0	0	71
9:00	3	5	9	10	4	1	0	0	0	0	0	0	0	32
10:00	1	2	7	12	5	0	0	0	0	0	0	0	0	27
11:00	3	5	27	8	7	0	0	0	0	0	0	0	0	50
12:00 PM	1	5	16	19	8	0	0	0	0	0	0	0	0	49
13:00	4	11	8	15	5	2	0	0	0	0	0	0	0	45
14:00	9	11	22	20	2	1	0	0	0	0	0	0	0	65
15:00	22	29	22	27	2	1	2	0	0	0	0	0	0	105
16:00	4	7	24	22	5	0	0	0	0	0	0	0	0	62
17:00	7	15	22	24	5	0	1	0	0	0	0	0	0	74
18:00	7	9	13	9	6	0	0	0	0	0	0	0	0	44
19:00	1	1	10	9	2	0	0	0	0	0	0	0	0	23
20:00	1	0	7	8	3	1	0	0	0	0	0	0	0	20
21:00	0	1	4	3	1	1	0	0	0	0	0	0	0	10
22:00	0	0	3	1	0	0	0	0	0	0	0	0	0	4
23:00	0	0	1	1	1	0	0	0	0	0	0	0	0	3
Totals	106	172	279	236	62	9	3							867
% of Totals	12%	20%	32%	27%	7%	1%	0%							100%

AM Volumes	50	83	127	78	22	3	0	0	0	0	0	0	0	363
% AM	6%	10%	15%	9%	3%	0%								42%
AM Peak Hour	7:00	7:00	7:00	8:00	11:00	5:00								7:00
Volume	39	58	41	24	7	1								155
PM Volumes	56	89	152	158	40	6	3	0	0	0	0	0	0	504
% PM	6%	10%	18%	18%	5%	1%	0%							58%
PM Peak Hour	15:00	15:00	16:00	15:00	12:00	13:00	15:00							15:00
Volume	22	29	24	27	8	2	2							105

Directional Peak Periods	AM 7-9			NOON 12-2			PM 4-6			Off Peak Volumes		
All Speeds	Volume		%	Volume		%	Volume		%	Volume		%
	226	↔	26%	94	↔	11%	136	↔	16%	411	↔	47%

Street Name	Direction	Percentiles					
		15th	50th	Average	85th	95th	ADT
W Oak St	East Bound	16	23	22	29	32	867
W Oak St	West Bound	17	23	23	29	32	778

Prepared by National Data & Surveying Services

SPEED

W Oak St Bet. S Virginia Ave & S Lomita St

Day: Thursday
Date: 1/19/2023

City: Burbank
Project #: CA23_020030_028w

West Bound

Time	< 15	15 - 19	20 - 24	25 - 29	30 - 34	35 - 39	40 - 44	45 - 49	50 - 54	55 - 59	60 - 64	65 - 69	70 +	Total
0:00 AM	0	0	1	1	0	0	0	0	0	0	0	0	0	2
1:00	0	0	1	0	0	0	0	0	0	0	0	0	0	1
2:00	0	0	0	0	0	0	0	0	0	0	0	0	0	0
3:00	0	0	0	1	0	0	0	0	0	0	0	0	0	1
4:00	0	0	0	0	0	0	0	0	0	0	0	0	0	0
5:00	2	3	2	2	2	0	0	0	0	0	0	0	0	11
6:00	2	2	1	3	3	1	0	0	0	0	0	0	0	12
7:00	23	24	19	19	2	0	2	0	0	0	0	0	0	89
8:00	2	10	24	15	5	0	0	0	0	0	0	0	0	56
9:00	1	8	11	10	3	0	0	0	0	0	0	0	0	33
10:00	1	5	6	11	6	0	0	0	0	0	0	0	0	29
11:00	3	3	24	15	6	3	0	0	0	0	0	0	0	54
12:00 PM	3	5	10	13	2	3	0	0	0	0	0	0	0	36
13:00	2	6	20	18	8	1	0	0	0	0	0	0	0	55
14:00	11	22	29	18	2	0	0	0	0	0	0	0	0	82
15:00	13	16	34	16	3	0	0	0	0	0	0	0	0	82
16:00	3	8	30	20	2	0	0	0	0	0	0	0	0	63
17:00	1	12	28	16	4	1	0	0	0	0	0	0	0	62
18:00	5	7	23	13	2	0	0	0	0	0	0	0	0	50
19:00	1	1	10	9	1	0	0	0	0	0	0	0	0	22
20:00	1	1	4	6	3	0	0	0	0	0	0	0	0	15
21:00	0	0	7	6	0	0	0	0	0	0	0	0	0	13
22:00	0	1	2	5	0	0	0	0	0	0	0	0	0	8
23:00	0	0	0	1	1	0	0	0	0	0	0	0	0	2
Totals	74	134	286	218	55	9	2							778
% of Totals	10%	17%	37%	28%	7%	1%	0%							100%

AM Volumes	34	55	89	77	27	4	2	0	0	0	0	0	0	288
% AM	4%	7%	11%	10%	3%	1%	0%							37%
AM Peak Hour	7:00	7:00	8:00	7:00	10:00	11:00	7:00							7:00
Volume	23	24	24	19	6	3	2							89
PM Volumes	40	79	197	141	28	5	0	0	0	0	0	0	0	490
% PM	5%	10%	25%	18%	4%	1%								63%
PM Peak Hour	15:00	14:00	15:00	16:00	13:00	12:00								14:00
Volume	13	22	34	20	8	3								82

Directional Peak Periods	AM 7-9			NOON 12-2			PM 4-6			Off Peak Volumes		
All Speeds	Volume	↔	%	Volume	↔	%	Volume	↔	%	Volume	↔	%
	145		19%	91		12%	125		16%	417		54%

Street Name	Direction	Percentiles					
		15th	50th	Average	85th	95th	ADT
W Oak St	East Bound	16	23	22	29	32	867
W Oak St	West Bound	17	23	23	29	32	778

Prepared by National Data & Surveying Services

SPEED

W Oak St Bet. S Virginia Ave & S Lomita St

Day: Thursday
Date: 1/19/2023

City: Burbank
Project #: CA23_020030_028

Summary

Time	< 15	15 - 19	20 - 24	25 - 29	30 - 34	35 - 39	40 - 44	45 - 49	50 - 54	55 - 59	60 - 64	65 - 69	70 +	Total
0:00 AM	0	0	1	1	0	0	0	0	0	0	0	0	0	2
1:00	0	0	2	0	0	0	0	0	0	0	0	0	0	2
2:00	0	0	0	0	0	0	0	0	0	0	0	0	0	0
3:00	0	0	0	2	0	0	0	0	0	0	0	0	0	2
4:00	0	0	1	0	0	0	0	0	0	0	0	0	0	1
5:00	2	5	6	3	4	1	0	0	0	0	0	0	0	21
6:00	5	4	5	8	4	1	0	0	0	0	0	0	0	27
7:00	62	82	60	36	2	0	2	0	0	0	0	0	0	244
8:00	3	19	57	39	8	1	0	0	0	0	0	0	0	127
9:00	4	13	20	20	7	1	0	0	0	0	0	0	0	65
10:00	2	7	13	23	11	0	0	0	0	0	0	0	0	56
11:00	6	8	51	23	13	3	0	0	0	0	0	0	0	104
12:00 PM	4	10	26	32	10	3	0	0	0	0	0	0	0	85
13:00	6	17	28	33	13	3	0	0	0	0	0	0	0	100
14:00	20	33	51	38	4	1	0	0	0	0	0	0	0	147
15:00	35	45	56	43	5	1	2	0	0	0	0	0	0	187
16:00	7	15	54	42	7	0	0	0	0	0	0	0	0	125
17:00	8	27	50	40	9	1	1	0	0	0	0	0	0	136
18:00	12	16	36	22	8	0	0	0	0	0	0	0	0	94
19:00	2	2	20	18	3	0	0	0	0	0	0	0	0	45
20:00	2	1	11	14	6	1	0	0	0	0	0	0	0	35
21:00	0	1	11	9	1	1	0	0	0	0	0	0	0	23
22:00	0	1	5	6	0	0	0	0	0	0	0	0	0	12
23:00	0	0	1	2	2	0	0	0	0	0	0	0	0	5
Totals	180	306	565	454	117	18	5							1645
% of Totals	11%	19%	34%	28%	7%	1%	0%							100%

AM Volumes	84	138	216	155	49	7	2	0	0	0	0	0	0	651
% AM	5%	8%	13%	9%	3%	0%	0%							40%
AM Peak Hour	7:00	7:00	7:00	8:00	11:00	11:00	7:00							7:00
Volume	62	82	60	39	13	3	2							244
PM Volumes	96	168	349	299	68	11	3	0	0	0	0	0	0	994
% PM	6%	10%	21%	18%	4%	1%	0%							60%
PM Peak Hour	15:00	15:00	15:00	15:00	13:00	12:00	15:00							15:00
Volume	35	45	56	43	13	3	2							187

Directional Peak Periods	AM 7-9			NOON 12-2			PM 4-6			Off Peak Volumes		
All Speeds	Volume		%	Volume		%	Volume		%	Volume		%
	371	↔	23%	185	↔	11%	261	↔	16%	828	↔	50%

Street Name	Direction	Percentiles					
		15th	50th	Average	85th	95th	ADT
W Oak St	Summary	16	23	23	29	32	1645

Prepared by NDS/ATD

Prepared by National Data & Surveying Services

VOLUME

W Oak St Bet. S Virginia Ave & S Lomita St

Day: Thursday
Date: 1/19/2023

City: Burbank
Project #: CA23_020030_028

DAILY TOTALS	NB	SB	EB	WB	Total
	0	0	867	778	1,645

AM Period	NB		SB		EB		WB		TOTAL	
0:00	0		0		0		0			
0:15	0		0		0		0			
0:30	0		0		0		0			
0:45	0		0		0		2	2	2	2
1:00	0		0		0		0			
1:15	0		0		1		0		1	
1:30	0		0		0		1		1	
1:45	0		0		0	1	0	1		2
2:00	0		0		0		0			
2:15	0		0		0		0			
2:30	0		0		0		0			
2:45	0		0		0		0			
3:00	0		0		0		0			
3:15	0		0		0		1		1	
3:30	0		0		0		0			
3:45	0		0		1	1	0	1	1	2
4:00	0		0		0		0			
4:15	0		0		0		0			
4:30	0		0		1		0		1	
4:45	0		0		0	1	0			1
5:00	0		0		2		2		4	
5:15	0		0		1		2		3	
5:30	0		0		6		2		8	
5:45	0		0		1	10	5	11	6	21
6:00	0		0		3		2		5	
6:15	0		0		5		4		9	
6:30	0		0		3		3		6	
6:45	0		0		4	15	3	12	7	27
7:00	0		0		7		8		15	
7:15	0		0		8		10		18	
7:30	0		0		65		32		97	
7:45	0		0		75	155	39	89	114	244
8:00	0		0		14		14		28	
8:15	0		0		32		16		48	
8:30	0		0		13		15		28	
8:45	0		0		12	71	11	56	23	127
9:00	0		0		11		13		24	
9:15	0		0		7		4		11	
9:30	0		0		4		10		14	
9:45	0		0		10	32	6	33	16	65
10:00	0		0		2		7		9	
10:15	0		0		7		4		11	
10:30	0		0		9		7		16	
10:45	0		0		9	27	11	29	20	56
11:00	0		0		8		19		27	
11:15	0		0		12		11		23	
11:30	0		0		17		10		27	
11:45	0		0		13	50	14	54	27	104
TOTALS						363		288		651
SPLIT %						55.8%		44.2%		39.6%

PM Period	NB		SB		EB		WB		TOTAL	
12:00	0		0		20		9		29	
12:15	0		0		9		9		18	
12:30	0		0		11		11		22	
12:45	0		0		9	49	7	36	16	85
13:00	0		0		6		17		23	
13:15	0		0		13		12		25	
13:30	0		0		12		16		28	
13:45	0		0		14	45	10	55	24	100
14:00	0		0		19		10		29	
14:15	0		0		14		14		28	
14:30	0		0		13		36		49	
14:45	0		0		19	65	22	82	41	147
15:00	0		0		45		29		74	
15:15	0		0		23		13		36	
15:30	0		0		18		18		36	
15:45	0		0		19	105	22	82	41	187
16:00	0		0		11		23		34	
16:15	0		0		8		13		21	
16:30	0		0		16		12		28	
16:45	0		0		27	62	15	63	42	125
17:00	0		0		17		16		33	
17:15	0		0		24		21		45	
17:30	0		0		23		16		39	
17:45	0		0		10	74	9	62	19	136
18:00	0		0		13		15		28	
18:15	0		0		9		13		22	
18:30	0		0		16		12		28	
18:45	0		0		6	44	10	50	16	94
19:00	0		0		5		8		13	
19:15	0		0		6		5		11	
19:30	0		0		6		5		11	
19:45	0		0		6	23	4	22	10	45
20:00	0		0		3		5		8	
20:15	0		0		9		5		14	
20:30	0		0		7		2		9	
20:45	0		0		1	20	3	15	4	35
21:00	0		0		4		6		10	
21:15	0		0		4		3		7	
21:30	0		0		2		3		5	
21:45	0		0		0	10	1	13	1	23
22:00	0		0		1		3		4	
22:15	0		0		0		3		3	
22:30	0		0		2		2		4	
22:45	0		0		1	4	0	8	1	12
23:00	0		0		2		0		2	
23:15	0		0		0		0			
23:30	0		0		1		1		2	
23:45	0		0		0	3	1	2	1	5
TOTALS						504		490		994
SPLIT %						50.7%		49.3%		60.4%

DAILY TOTALS	NB	SB	EB	WB	Total
	0	0	867	778	1,645

AM Peak Hour			7:30	7:30	7:30	PM Peak Hour			14:45	14:15	14:30
AM Pk Volume			186	101	287	PM Pk Volume			105	101	200
Pk Hr Factor			0.620	0.647	0.629	Pk Hr Factor			0.583	0.701	0.676
7 - 9 Volume	0	0	226	145	371	4 - 6 Volume	0	0	136	125	261
7 - 9 Peak Hour			7:30	7:30	7:30	4 - 6 Peak Hour			16:45	16:45	16:45
7 - 9 Pk Volume	0	0	186	101	287	4 - 6 Pk Volume	0	0	91	68	159
Pk Hr Factor	0.000	0.000	0.620	0.647	0.629	Pk Hr Factor	0.000	0.000	0.843	0.810	0.883

Prepared by NDS/ATD

Project #: CA23_020030_028 **City:** Burbank

Location: W Oak St Bet. S Virginia Ave & S Lomita St **Date:** 1/19/2023

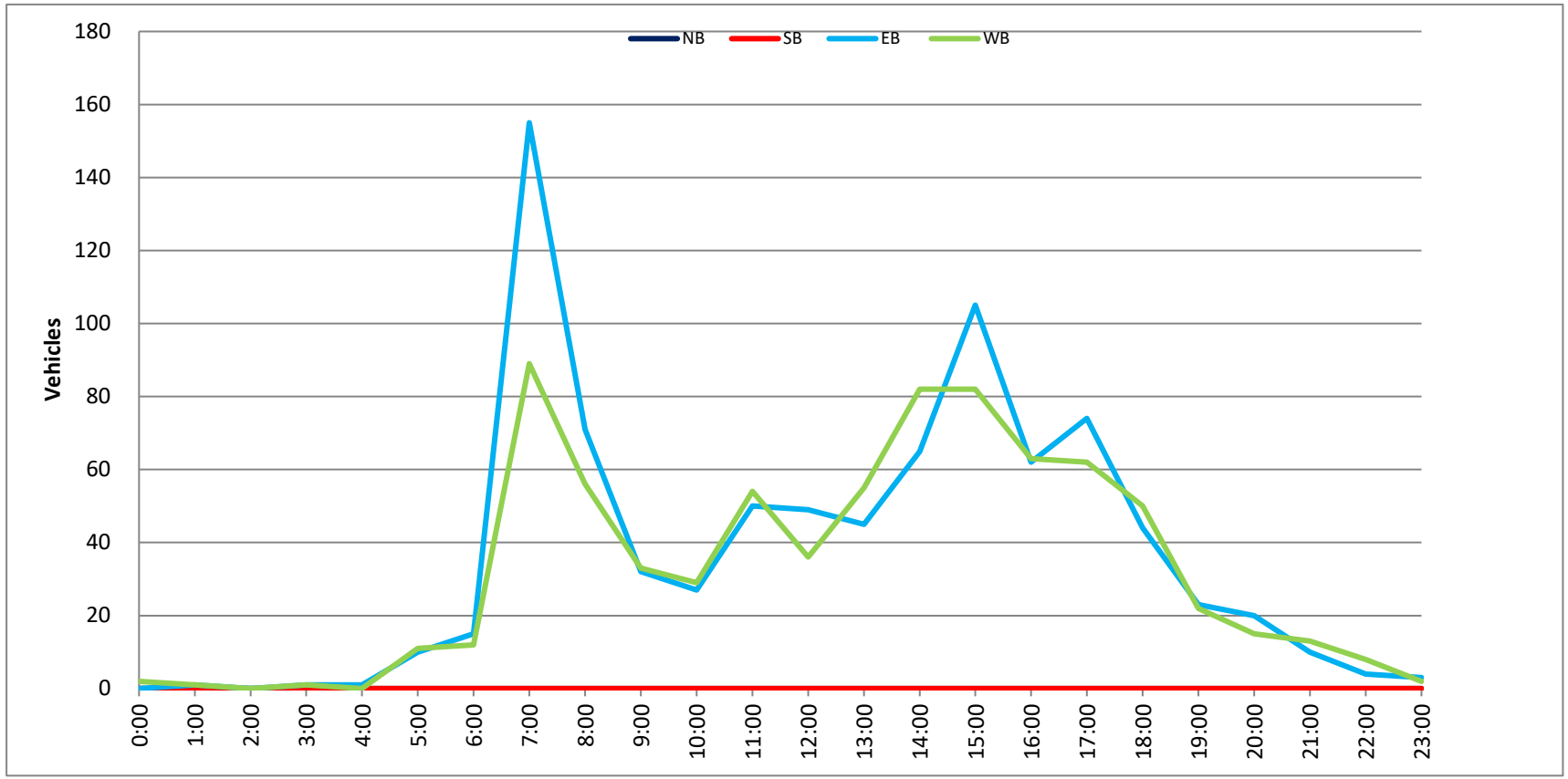

Prepared by National Data & Surveying Services

SPEED

W Verdugo Ave Bet. S Glenwood Pl & Victory Blvd

Day: Tuesday
Date: 1/17/2023

City: Burbank
Project #: CA23_020030_034e

East Bound

Time	< 15	15 - 19	20 - 24	25 - 29	30 - 34	35 - 39	40 - 44	45 - 49	50 - 54	55 - 59	60 - 64	65 - 69	70 +	Total
0:00 AM	0	0	1	0	5	0	0	0	0	0	0	0	0	6
0:15	0	0	1	0	1	4	0	1	0	0	0	0	0	7
0:30	0	0	0	3	0	2	0	0	0	0	0	0	0	5
0:45	0	0	0	1	0	0	0	0	0	0	0	0	0	1
1:00	0	0	1	1	1	2	0	0	0	0	0	0	0	5
1:15	0	0	1	2	0	0	0	0	0	0	0	0	0	3
1:30	0	0	0	0	0	4	0	0	0	0	0	0	0	4
1:45	0	0	0	0	1	1	0	0	0	0	0	0	0	2
2:00	0	0	0	1	1	1	0	0	0	0	0	0	0	3
2:15	0	0	0	1	2	1	0	0	0	0	0	0	0	4
2:30	0	0	0	0	1	1	0	0	0	0	0	0	0	2
2:45	0	0	0	1	1	0	0	0	0	0	0	0	0	2
3:00	0	0	0	1	0	0	0	0	0	0	0	0	0	1
3:15	0	0	0	0	0	0	0	0	0	0	0	0	0	0
3:30	0	0	0	0	0	0	0	0	0	0	0	0	0	0
3:45	0	0	0	0	1	0	0	0	0	0	0	0	0	1
4:00	0	0	1	0	0	1	0	0	0	0	0	0	0	2
4:15	0	0	0	1	0	0	0	0	0	0	0	0	0	1
4:30	0	0	0	1	0	0	0	0	0	0	0	0	0	1
4:45	0	0	0	2	4	0	0	0	0	0	0	0	0	6
5:00	0	0	0	0	1	1	0	0	0	0	0	0	0	2
5:15	0	0	0	0	3	1	0	0	0	0	0	0	0	4
5:30	0	0	1	1	4	1	0	0	0	0	0	0	0	7
5:45	0	0	1	2	4	1	0	0	0	0	0	0	0	8
6:00	0	0	1	3	8	5	2	1	0	0	0	0	0	20
6:15	0	0	2	5	5	4	0	0	0	0	0	0	0	16
6:30	1	0	4	3	9	1	0	0	0	0	0	0	0	18
6:45	0	3	3	7	4	1	0	0	0	0	0	0	0	18
7:00	0	2	1	7	7	0	0	0	0	0	0	0	0	17
7:15	0	4	5	14	6	1	0	1	0	0	0	0	0	31
7:30	4	7	16	22	8	2	0	0	0	0	0	0	0	59
7:45	15	20	24	17	18	2	0	0	0	0	0	0	0	96
8:00	2	7	11	17	9	1	1	0	0	0	0	0	0	48
8:15	9	8	13	13	16	2	1	0	0	0	0	0	0	62
8:30	5	8	12	20	10	1	2	0	1	0	0	0	0	59
8:45	0	5	13	11	22	4	2	0	0	0	0	0	0	57
9:00	5	7	8	16	8	3	1	0	0	0	0	0	0	48
9:15	3	8	6	22	10	3	0	0	0	0	0	0	0	52
9:30	0	4	6	18	8	3	0	0	0	0	0	0	0	39
9:45	4	3	8	15	7	16	1	0	0	0	0	0	0	54
10:00	1	4	7	25	12	3	0	0	0	0	0	0	0	52
10:15	1	7	7	14	4	9	0	0	0	0	0	0	0	42
10:30	1	4	15	12	13	2	0	0	0	0	0	0	0	47
10:45	1	7	6	22	11	2	1	0	0	0	0	0	0	50
11:00	2	5	12	18	10	2	0	0	0	0	0	0	0	49
11:15	2	4	8	15	16	5	1	0	0	0	0	0	0	51
11:30	0	1	8	13	15	2	0	0	0	0	0	0	0	39
11:45	1	5	7	7	24	6	3	0	0	0	0	0	0	53
12:00 PM	4	7	8	17	17	4	1	0	0	0	0	0	0	58
12:15	1	6	12	13	11	7	0	0	0	0	0	0	0	50
12:30	6	8	5	21	18	4	0	0	0	0	0	0	0	62
12:45	1	2	16	23	11	10	0	1	0	0	0	0	0	64
13:00	3	5	19	26	6	5	0	1	0	0	0	0	0	65
13:15	1	3	8	17	18	4	0	0	0	0	0	0	0	51
13:30	5	14	19	27	6	2	0	0	0	0	0	0	0	73
13:45	8	8	18	27	10	0	0	0	0	0	0	0	0	71
14:00	8	4	12	23	14	7	2	0	0	0	0	0	0	70
14:15	7	14	33	28	15	3	0	0	0	0	0	0	0	100
14:30	11	20	21	22	9	4	1	0	0	0	0	0	0	88
14:45	14	15	26	21	16	3	0	0	0	0	0	0	0	95
15:00	9	7	18	19	12	4	2	0	0	0	0	0	0	71
15:15	7	11	13	22	14	4	0	0	0	0	0	0	0	71
15:30	6	7	15	15	20	5	1	0	0	0	0	0	0	69
15:45	7	9	10	20	16	4	1	0	0	0	0	0	0	67
16:00	15	23	24	26	9	4	0	0	0	0	0	0	0	101
16:15	9	15	21	23	13	4	0	0	1	0	0	0	0	86
16:30	3	10	18	17	12	5	1	2	0	0	0	0	0	68
16:45	7	13	23	28	9	1	0	0	0	0	0	0	0	81
17:00	7	13	18	21	23	9	2	0	0	0	0	0	0	93
17:15	8	11	21	22	17	4	0	0	0	0	0	0	0	83
17:30	10	16	23	22	12	3	0	0	0	0	0	0	0	86
17:45	8	8	15	17	16	5	1	0	0	0	0	0	0	70
18:00	15	18	21	20	12	5	0	0	0	0	0	0	0	91
18:15	4	7	12	23	16	9	0	0	0	0	0	0	0	71
18:30	0	6	7	17	16	2	1	0	0	0	0	0	0	49
18:45	1	8	13	18	17	4	1	0	0	0	0	0	0	62
19:00	1	5	9	15	15	6	2	0	0	0	0	0	0	53
19:15	0	2	2	11	13	3	3	0	0	0	0	0	0	34
19:30	3	4	12	12	8	9	0	0	0	0	0	0	0	48
19:45	1	1	2	8	10	1	1	0	0	0	0	0	0	24
20:00	0	1	1	14	9	3	1	1	0	0	0	0	0	30
20:15	0	1	4	10	5	3	0	0	0	0	0	0	0	23
20:30	0	1	4	5	7	0	1	0	0	0	0	0	0	18
20:45	1	3	2	5	10	2	0	0	0	0	0	0	0	23
21:00	0	0	3	6	9	4	0	0	0	0	0	0	0	22
21:15	0	3	1	5	6	1	1	0	0	0	0	0	0	17
21:30	1	0	1	5	11	2	0	0	0	0	0	0	0	20
21:45	0	0	4	3	5	2	1	0	0	0	0	0	0	15
22:00	0	0	1	5	8	1	0	0	0	0	0	0	0	15
22:15	0	0	3	3	2	0	0	0	0	0	0	0	0	8
22:30	0	0	3	2	6	2	0	0	0	0	0	0	0	13
22:45	1	0	0	2	6	1	1	0	0	0	0	0	0	11
23:00	0	1	0	3	10	0	0	0	0	0	0	0	0	14
23:15	0	0	0	2	3	0	0	0	0	0	0	0	0	5
23:30	0	0	0	2	4	0	0	0	0	0	0	0	0	6
23:45	0	0	0	3	0	0	1	0	0	0	0	0	0	4
Totals	250	433	731	1070	822	266	41	8	2					3623
% of Totals	7%	12%	20%	30%	23%	7%	1%	0%	0%					100%

AM Volumes	57	123	210	354	290	101	15	3	1	0	0	0	0	1154
% AM	2%	3%	6%	10%	8%	3%	0%	0%	0%					32%
AM Peak Hour	7:45	7:45	7:30	9:15	11:15	9:30	8:00		7:45					7:30
Volume	31	43	64	80	72	31	6	1	1					265
PM Volumes	193	310	521	716	532	165	26	5	1	0	0	0	0	2469
% PM	5%	9%	14%	20%	15%	5%	1%	0%	0%					68%
PM Peak Hour	14:15	16:00	14:15	13:30	17:00	12:15	18:30	12:15	15:30					14:15
Volume	41	61	98	105	68	26	7	2	1					354

Directional Peak Periods	AM 7-9			NOON 12-2			PM 4-6			Off Peak Volumes		
All Classes	Volume	⟷	%	Volume	⟷	%	Volume	⟷	%	Volume	⟷	%
	429		12%	494		14%	668		18%	2032		56%

Street Name	Direction	Percentiles					
		15th	50th	Average	85th	95th	ADT
W Verdugo Ave	East Bound	18	27	26	34	38	3623
W Verdugo Ave	West Bound	26	31	30	35	39	2621

Prepared by National Data & Surveying Services

SPEED

W Verdugo Ave Bet. S Glenwood Pl & Victory Blvd

Day: Tuesday
Date: 1/17/2023

City: Burbank
Project #: CA23_020030_034w

West Bound

Time	< 15	15 - 19	20 - 24	25 - 29	30 - 34	35 - 39	40 - 44	45 - 49	50 - 54	55 - 59	60 - 64	65 - 69	70 +	Total
0:00 AM	0	0	0	1	0	0	0	0	0	0	0	0	0	1
0:15	0	0	0	0	0	1	0	0	0	0	0	0	0	1
0:30	0	0	0	0	1	1	0	0	0	0	0	0	0	2
0:45	0	0	0	3	1	0	0	0	0	0	0	0	0	4
1:00	0	0	0	0	0	0	0	0	0	0	0	0	0	0
1:15	0	0	0	0	0	0	1	0	0	0	0	0	0	1
1:30	0	0	0	0	0	0	0	1	0	0	0	0	0	1
1:45	0	0	0	0	0	0	0	0	0	0	0	0	0	0
2:00	0	0	0	1	0	0	0	0	0	0	0	0	0	1
2:15	0	0	1	0	2	0	0	0	0	0	0	0	0	3
2:30	0	0	0	0	1	0	0	0	0	0	0	0	0	1
2:45	0	1	0	0	0	0	0	0	0	0	0	0	0	1
3:00	0	0	0	0	1	0	0	0	0	0	0	0	0	1
3:15	0	0	0	0	0	0	0	0	0	0	0	0	0	0
3:30	0	0	0	0	0	0	0	0	0	0	0	0	0	0
3:45	0	0	0	1	1	0	0	0	0	0	0	0	0	2
4:00	0	0	0	1	1	1	0	0	0	0	0	0	0	3
4:15	0	0	1	1	0	0	0	0	0	0	0	0	0	2
4:30	0	0	0	0	0	0	0	0	0	0	0	0	0	0
4:45	0	0	0	1	1	2	0	0	0	0	0	0	0	4
5:00	0	0	1	2	2	1	0	0	0	0	0	0	0	6
5:15	0	1	0	2	1	2	0	0	0	0	0	0	0	6
5:30	0	0	0	1	1	1	0	0	0	0	0	0	0	3
5:45	0	0	0	0	4	0	0	0	0	0	0	0	0	4
6:00	1	0	1	4	7	2	0	0	0	0	0	0	0	15
6:15	1	1	1	5	2	2	2	0	0	0	0	0	0	14
6:30	0	2	2	4	6	3	0	0	0	0	0	0	0	17
6:45	0	0	2	15	15	1	1	0	0	0	0	0	0	34
7:00	0	0	3	7	16	0	0	0	0	0	0	0	0	26
7:15	0	0	2	14	27	7	0	0	0	0	0	0	0	50
7:30	2	0	3	32	25	2	0	0	0	0	0	0	0	64
7:45	0	0	2	38	40	6	0	0	0	0	0	0	0	86
8:00	0	0	3	25	33	4	1	0	0	0	0	0	0	66
8:15	0	0	2	23	24	11	3	0	0	0	0	0	0	63
8:30	0	2	2	17	23	4	1	0	0	0	0	0	0	49
8:45	1	0	2	10	21	10	2	0	0	0	0	0	0	46
9:00	0	2	4	12	17	5	1	0	0	0	0	0	0	41
9:15	1	1	2	10	21	4	0	0	0	0	0	0	0	39
9:30	0	3	0	11	17	4	0	0	0	0	0	0	0	35
9:45	2	3	2	13	10	4	1	0	0	0	0	0	0	35
10:00	1	1	2	7	23	3	1	0	0	0	0	0	0	38
10:15	0	0	0	4	14	6	0	0	0	0	0	0	0	24
10:30	0	2	3	18	24	7	1	0	0	0	0	0	0	55
10:45	0	0	1	11	16	7	3	1	0	0	0	0	0	39
11:00	0	0	3	26	18	8	0	0	0	0	0	0	0	55
11:15	0	2	2	10	15	6	1	0	0	0	0	0	0	36
11:30	0	1	3	11	12	5	2	0	0	0	0	0	0	34
11:45	0	1	0	9	19	7	1	1	0	0	0	0	0	38
12:00 PM	0	0	4	17	9	4	0	0	0	0	0	0	0	34
12:15	0	1	0	16	19	8	1	0	0	0	0	0	0	45
12:30	0	1	6	18	14	3	1	0	0	0	0	0	0	43
12:45	0	1	3	13	13	6	1	0	0	0	0	0	0	37
13:00	0	0	3	19	16	6	1	0	0	0	0	0	0	45
13:15	0	1	1	17	26	4	2	0	0	0	0	0	0	51
13:30	0	2	1	18	24	5	0	1	0	0	0	0	0	51
13:45	0	0	1	17	28	5	1	0	0	0	0	0	0	52
14:00	0	0	1	23	27	8	1	1	0	0	0	0	0	61
14:15	2	2	11	22	23	5	2	0	0	0	0	0	0	67
14:30	0	2	4	10	24	6	1	0	0	0	0	0	0	47
14:45	0	0	4	20	20	8	0	0	1	0	0	0	0	53
15:00	0	1	1	22	23	1	0	0	0	0	0	0	0	48
15:15	1	0	2	14	20	7	0	0	0	0	0	0	0	44
15:30	1	3	3	11	23	7	0	0	0	0	0	0	0	48
15:45	1	1	2	8	22	0	0	0	0	0	0	0	0	34
16:00	1	1	3	18	22	7	1	0	0	0	0	0	0	53
16:15	2	1	4	19	24	3	0	0	0	0	0	0	0	53
16:30	2	1	3	30	12	3	1	0	0	0	0	0	0	52
16:45	0	0	8	22	12	2	0	0	0	0	0	0	0	44
17:00	1	2	6	26	16	2	0	0	0	0	0	0	0	53
17:15	1	0	1	15	13	6	0	0	0	0	0	0	0	36
17:30	2	2	2	14	24	8	0	0	0	0	0	0	0	52
17:45	0	2	9	19	21	4	0	0	0	0	0	0	0	55
18:00	0	2	5	16	17	3	0	0	0	0	0	0	0	43
18:15	1	0	5	20	20	5	0	0	0	0	0	0	0	51
18:30	0	2	0	9	14	6	0	0	0	0	0	0	0	31
18:45	1	2	1	7	14	3	0	0	0	0	0	0	0	28
19:00	0	1	1	9	17	3	1	0	0	0	0	0	0	32
19:15	0	1	2	9	13	4	0	0	0	0	0	0	0	29
19:30	0	1	1	8	8	4	1	0	0	0	0	0	0	23
19:45	2	1	2	6	13	3	1	0	0	0	0	0	0	28
20:00	0	1	1	5	6	1	1	0	1	0	0	0	0	16
20:15	0	0	0	3	8	2	0	0	0	0	0	0	0	13
20:30	2	2	3	6	5	2	1	0	0	0	0	0	0	21
20:45	0	1	0	4	5	2	1	0	0	0	0	0	0	13
21:00	0	0	0	4	11	3	0	0	0	0	0	0	0	18
21:15	0	0	0	3	4	1	0	0	0	0	0	0	0	8
21:30	0	0	1	3	5	2	0	0	0	0	0	0	0	11
21:45	0	0	0	0	2	0	0	0	0	0	0	0	0	2
22:00	1	0	4	4	4	0	0	0	0	0	0	0	0	13
22:15	0	0	0	2	2	1	0	0	0	0	0	0	0	5
22:30	0	0	0	2	2	1	0	0	0	0	0	0	0	5
22:45	2	3	0	0	2	1	0	0	0	0	0	0	0	8
23:00	0	0	0	0	2	4	0	0	0	0	0	0	0	6
23:15	0	0	0	1	1	0	0	0	0	0	0	0	0	2
23:30	0	0	0	0	2	2	1	0	0	0	0	0	0	5
23:45	0	0	0	4	1	1	0	0	0	0	0	0	0	6
Totals	**32**	**64**	**159**	**903**	**1111**	**299**	**42**	**5**	**2**					**2621**
% of Totals	1%	2%	6%	34%	43%	11%	2%	0%	0%					100%

AM Volumes	9	23	50	350	462	127	22	3	0	0	0	0	0	1046
% AM	0%	1%	2%	13%	18%	5%	1%	0%						40%
AM Peak Hour	9:15	9:00	6:45	7:30	7:15	8:15	8:00	0:45						7:30
Volume	4	9	10	118	125	30	7	1						279
PM Volumes	23	41	109	553	653	172	20	2	2	0	0	0	0	1575
% PM	1%	2%	4%	21%	25%	7%	1%	0%	0%					60%
PM Peak Hour	15:45	15:30	16:15	16:15	13:15	14:00	12:30	13:15	14:00					13:30
Volume	6	6	21	97	105	27	5	2	1					231

Directional Peak Periods	AM 7-9			NOON 12-2			PM 4-6			Off Peak Volumes		
All Classes	Volume	⟷	%	Volume	⟷	%	Volume	⟷	%	Volume	⟷	%
	450		17%	358		14%	398		15%	1415		54%

Street Name	Direction	Percentiles					
		15th	50th	Average	85th	95th	ADT
W Verdugo Ave	East Bound	18	27	26	34	38	3623
W Verdugo Ave	West Bound	26	31	30	35	39	2621

Prepared by National Data & Surveying Services

SPEED

W Verdugo Ave Bet. S Glenwood Pl & Victory Blvd

Day: Tuesday
Date: 1/17/2023

City: Burbank
Project #: CA23_020030_034

Summary

Time	< 15	15 - 19	20 - 24	25 - 29	30 - 34	35 - 39	40 - 44	45 - 49	50 - 54	55 - 59	60 - 64	65 - 69	70 +	Total
0:00 AM	0	0	1	1	5	0	0	0	0	0	0	0	0	7
0:15	0	0	1	0	1	5	0	1	0	0	0	0	0	8
0:30	0	0	0	3	1	3	0	0	0	0	0	0	0	7
0:45	0	0	0	4	1	0	0	0	0	0	0	0	0	5
1:00	0	0	1	1	1	2	0	0	0	0	0	0	0	5
1:15	0	0	1	2	0	0	1	0	0	0	0	0	0	4
1:30	0	0	0	0	0	4	0	1	0	0	0	0	0	5
1:45	0	0	0	0	1	1	0	0	0	0	0	0	0	2
2:00	0	0	0	2	1	1	0	0	0	0	0	0	0	4
2:15	0	0	1	1	4	1	0	0	0	0	0	0	0	7
2:30	0	0	0	0	2	1	0	0	0	0	0	0	0	3
2:45	0	1	0	1	1	0	0	0	0	0	0	0	0	3
3:00	0	0	0	1	1	0	0	0	0	0	0	0	0	2
3:15	0	0	0	0	0	0	0	0	0	0	0	0	0	0
3:30	0	0	0	0	0	0	0	0	0	0	0	0	0	0
3:45	0	0	0	1	2	0	0	0	0	0	0	0	0	3
4:00	0	0	1	1	1	2	0	0	0	0	0	0	0	5
4:15	0	0	1	2	0	0	0	0	0	0	0	0	0	3
4:30	0	0	0	1	0	0	0	0	0	0	0	0	0	1
4:45	0	0	0	3	5	2	0	0	0	0	0	0	0	10
5:00	0	0	1	2	3	2	0	0	0	0	0	0	0	8
5:15	0	1	0	2	4	3	0	0	0	0	0	0	0	10
5:30	0	0	1	2	5	2	0	0	0	0	0	0	0	10
5:45	0	0	1	2	8	1	0	0	0	0	0	0	0	12
6:00	1	0	2	7	15	7	2	1	0	0	0	0	0	35
6:15	1	1	3	10	7	6	2	0	0	0	0	0	0	30
6:30	1	2	6	7	15	4	0	0	0	0	0	0	0	35
6:45	0	3	5	22	19	2	1	0	0	0	0	0	0	52
7:00	0	2	4	14	23	0	0	0	0	0	0	0	0	43
7:15	0	4	7	28	33	8	0	1	0	0	0	0	0	81
7:30	6	7	19	54	33	4	0	0	0	0	0	0	0	123
7:45	15	20	26	55	58	8	0	0	0	0	0	0	0	182
8:00	2	7	14	42	42	5	2	0	0	0	0	0	0	114
8:15	9	8	15	36	40	13	4	0	0	0	0	0	0	125
8:30	5	10	14	37	33	5	3	0	1	0	0	0	0	108
8:45	1	5	15	21	43	14	4	0	0	0	0	0	0	103
9:00	5	9	12	28	25	8	2	0	0	0	0	0	0	89
9:15	4	9	8	32	31	7	0	0	0	0	0	0	0	91
9:30	0	7	6	29	25	7	0	0	0	0	0	0	0	74
9:45	6	6	10	28	17	20	2	0	0	0	0	0	0	89
10:00	2	5	9	32	35	6	1	0	0	0	0	0	0	90
10:15	1	7	7	18	18	15	0	0	0	0	0	0	0	66
10:30	1	6	18	30	37	9	1	0	0	0	0	0	0	102
10:45	1	7	7	33	27	9	4	1	0	0	0	0	0	89
11:00	2	5	15	44	28	10	0	0	0	0	0	0	0	104
11:15	2	6	10	25	31	11	2	0	0	0	0	0	0	87
11:30	0	2	11	24	27	7	2	0	0	0	0	0	0	73
11:45	1	6	7	16	43	13	4	1	0	0	0	0	0	91
12:00 PM	4	7	12	34	26	8	1	0	0	0	0	0	0	92
12:15	1	7	12	29	30	15	1	0	0	0	0	0	0	95
12:30	6	9	11	39	32	7	1	0	0	0	0	0	0	105
12:45	1	3	19	36	24	16	1	1	0	0	0	0	0	101
13:00	3	5	22	45	22	11	1	1	0	0	0	0	0	110
13:15	1	4	9	34	44	8	2	0	0	0	0	0	0	102
13:30	5	16	20	45	30	7	0	1	0	0	0	0	0	124
13:45	8	8	19	44	38	5	1	0	0	0	0	0	0	123
14:00	8	4	13	46	41	15	3	1	0	0	0	0	0	131
14:15	9	16	44	50	38	8	2	0	0	0	0	0	0	167
14:30	11	22	25	32	33	10	2	0	0	0	0	0	0	135
14:45	14	15	30	41	36	11	0	0	1	0	0	0	0	148
15:00	9	8	19	41	35	5	2	0	0	0	0	0	0	119
15:15	8	11	15	36	34	11	0	0	0	0	0	0	0	115
15:30	7	10	18	26	43	12	1	0	0	0	0	0	0	117
15:45	8	10	12	28	38	4	1	0	0	0	0	0	0	101
16:00	16	24	27	44	31	11	1	0	0	0	0	0	0	154
16:15	11	16	25	42	37	7	0	0	1	0	0	0	0	139
16:30	5	11	21	47	24	8	2	2	0	0	0	0	0	120
16:45	7	13	31	50	21	3	0	0	0	0	0	0	0	125
17:00	8	15	24	47	39	11	2	0	0	0	0	0	0	146
17:15	9	11	22	37	30	10	0	0	0	0	0	0	0	119
17:30	12	18	25	36	36	11	0	0	0	0	0	0	0	138
17:45	8	10	24	36	37	9	1	0	0	0	0	0	0	125
18:00	15	20	26	36	29	8	0	0	0	0	0	0	0	134
18:15	5	7	17	43	36	14	0	0	0	0	0	0	0	122
18:30	0	8	7	26	30	8	1	0	0	0	0	0	0	80
18:45	2	10	14	25	31	7	1	0	0	0	0	0	0	90
19:00	1	6	10	24	32	9	3	0	0	0	0	0	0	85
19:15	0	3	4	20	26	7	3	0	0	0	0	0	0	63
19:30	3	5	13	20	16	13	1	0	0	0	0	0	0	71
19:45	3	2	4	14	23	4	2	0	0	0	0	0	0	52
20:00	0	2	2	19	15	4	2	1	1	0	0	0	0	46
20:15	0	1	4	13	13	5	0	0	0	0	0	0	0	36
20:30	2	3	7	11	12	2	2	0	0	0	0	0	0	39
20:45	1	4	2	9	15	4	1	0	0	0	0	0	0	36
21:00	0	0	3	10	20	7	0	0	0	0	0	0	0	40
21:15	0	3	1	8	10	2	1	0	0	0	0	0	0	25
21:30	1	0	2	8	16	4	0	0	0	0	0	0	0	31
21:45	0	0	4	3	7	2	1	0	0	0	0	0	0	17
22:00	1	0	5	9	12	1	0	0	0	0	0	0	0	28
22:15	0	0	3	5	4	1	0	0	0	0	0	0	0	13
22:30	0	0	3	4	8	3	0	0	0	0	0	0	0	18
22:45	3	3	0	2	8	2	1	0	0	0	0	0	0	19
23:00	0	1	0	3	12	4	0	0	0	0	0	0	0	20
23:15	0	0	0	3	4	0	0	0	0	0	0	0	0	7
23:30	0	0	0	2	6	2	1	0	0	0	0	0	0	11
23:45	0	0	0	7	1	1	1	0	0	0	0	0	0	10
Totals	282	497	890	1973	1937	565	83	13	4					6244
% of Totals	5%	8%	14%	32%	31%	9%	1%	0%	0%					100%

AM Volumes	66	146	260	704	752	228	37	6	1	0	0	0	0	2200
% AM	1%	2%	4%	11%	12%	4%	1%	0%	0%					35%
AM Peak Hour	7:30	7:45	7:30	7:30	7:30	9:45	8:00		7:45					7:30
Volume	32	45	74	187	173	50	13	1	1					544
PM Volumes	216	351	630	1169	1185	337	46	7	3	0	0	0	0	4044
% PM	3%	6%	10%	20%	19%	5%	1%	0%	0%					65%
PM Peak Hour	17:15	16:00	14:15	16:15	13:15	12:15	19:00	12:45	14:00					14:00
Volume	44	64	118	186	153	49	9	3	1					581

Directional Peak Periods	AM 7-9			NOON 12-2			PM 4-6			Off Peak Volumes		
All Classes	Volume	⟷	%	Volume	⟷	%	Volume	⟷	%	Volume	⟷	%
	879	⟷	14%	852	⟷	14%	1066	⟷	17%	3447	⟷	55%

Street Name	Direction	Percentiles					
		15th	50th	Average	85th	95th	ADT
W Verdugo Ave	Summary	21	29	28	34	38	6244

Prepared by National Data & Surveying Services

SPEED

W Verdugo Ave Bet. S Glenwood Pl & Victory Blvd

Day: Tuesday
Date: 1/17/2023

City: Burbank
Project #: CA23_020030_034e

East Bound

Time	< 15	15 - 19	20 - 24	25 - 29	30 - 34	35 - 39	40 - 44	45 - 49	50 - 54	55 - 59	60 - 64	65 - 69	70 +	Total
0:00 AM	0	0	2	4	6	6	0	1	0	0	0	0	0	19
1:00	0	0	2	3	2	7	0	0	0	0	0	0	0	14
2:00	0	0	0	3	5	3	0	0	0	0	0	0	0	11
3:00	0	0	0	1	1	0	0	0	0	0	0	0	0	2
4:00	0	0	1	4	4	1	0	0	0	0	0	0	0	10
5:00	0	0	2	3	12	4	0	0	0	0	0	0	0	21
6:00	1	3	10	18	26	11	2	1	0	0	0	0	0	72
7:00	19	33	46	60	39	5	0	1	0	0	0	0	0	203
8:00	16	28	49	61	57	8	6	0	1	0	0	0	0	226
9:00	12	22	28	71	33	25	2	0	0	0	0	0	0	193
10:00	4	22	35	73	40	16	1	0	0	0	0	0	0	191
11:00	5	15	35	53	65	15	4	0	0	0	0	0	0	192
12:00 PM	12	23	41	74	57	25	1	1	0	0	0	0	0	234
13:00	17	30	64	97	40	11	0	1	0	0	0	0	0	260
14:00	40	53	92	94	54	17	3	0	0	0	0	0	0	353
15:00	29	34	56	76	62	17	4	0	0	0	0	0	0	278
16:00	34	61	86	94	43	14	1	2	1	0	0	0	0	336
17:00	33	48	77	82	68	21	3	0	0	0	0	0	0	332
18:00	20	39	53	78	61	20	2	0	0	0	0	0	0	273
19:00	5	12	25	46	46	19	6	0	0	0	0	0	0	159
20:00	1	6	11	34	31	8	2	1	0	0	0	0	0	94
21:00	1	3	9	19	31	9	2	0	0	0	0	0	0	74
22:00	1	0	7	12	22	4	1	0	0	0	0	0	0	47
23:00	0	1	0	10	17	0	1	0	0	0	0	0	0	29
Totals	250	433	731	1070	822	266	41	8	2					3623
% of Totals	7%	12%	20%	30%	23%	7%	1%	0%	0%					100%

AM Volumes	57	123	210	354	290	101	15	3	1	0	0	0	0	1154
% AM	2%	3%	6%	10%	8%	3%	0%	0%	0%					32%
AM Peak Hour	7:00	7:00	8:00	10:00	11:00	9:00	8:00		8:00					8:00
Volume	19	33	49	73	65	25	6	1	1					226
PM Volumes	193	310	521	716	532	165	26	5	1	0	0	0	0	2469
% PM	5%	9%	14%	20%	15%	5%	1%	0%	0%					68%
PM Peak Hour	14:00	16:00	14:00	13:00	17:00	12:00	19:00	16:00	16:00					14:00
Volume	40	61	92	97	68	25	6	2	1					353

Directional Peak Periods	AM 7-9			NOON 12-2			PM 4-6			Off Peak Volumes		
All Speeds	Volume	↔	%	Volume	↔	%	Volume	↔	%	Volume	↔	%
	429		12%	494		14%	668		18%	2032		56%

Street Name	Direction	Percentiles					
		15th	50th	Average	85th	95th	ADT
W Verdugo Ave	East Bound	18	27	26	34	38	3623
W Verdugo Ave	West Bound	26	31	30	35	39	2621

Prepared by National Data & Surveying Services

SPEED

W Verdugo Ave Bet. S Glenwood Pl & Victory Blvd

Day: Tuesday
Date: 1/17/2023

City: Burbank
Project #: CA23_020030_034w

West Bound

Time	< 15	15 - 19	20 - 24	25 - 29	30 - 34	35 - 39	40 - 44	45 - 49	50 - 54	55 - 59	60 - 64	65 - 69	70 +	Total
0:00 AM	0	0	0	4	2	2	0	0	0	0	0	0	0	8
1:00	0	0	0	0	0	0	1	1	0	0	0	0	0	2
2:00	0	1	1	1	3	0	0	0	0	0	0	0	0	6
3:00	0	0	0	1	2	0	0	0	0	0	0	0	0	3
4:00	0	0	1	3	2	3	0	0	0	0	0	0	0	9
5:00	0	1	1	5	8	4	0	0	0	0	0	0	0	19
6:00	2	3	6	28	30	8	3	0	0	0	0	0	0	80
7:00	2	0	10	91	108	15	0	0	0	0	0	0	0	226
8:00	1	2	9	75	101	29	7	0	0	0	0	0	0	224
9:00	3	9	8	46	65	17	2	0	0	0	0	0	0	150
10:00	1	3	6	40	77	23	5	1	0	0	0	0	0	156
11:00	0	4	8	56	64	26	4	1	0	0	0	0	0	163
12:00 PM	0	3	13	64	55	21	3	0	0	0	0	0	0	159
13:00	0	3	6	71	94	20	4	1	0	0	0	0	0	199
14:00	2	4	20	75	94	27	4	1	1	0	0	0	0	228
15:00	3	5	8	55	88	15	0	0	0	0	0	0	0	174
16:00	5	3	18	89	70	15	2	0	0	0	0	0	0	202
17:00	4	6	18	74	74	20	0	0	0	0	0	0	0	196
18:00	2	6	11	52	65	17	0	0	0	0	0	0	0	153
19:00	2	4	6	32	51	14	3	0	0	0	0	0	0	112
20:00	2	4	4	18	24	7	3	0	1	0	0	0	0	63
21:00	0	0	1	10	22	6	0	0	0	0	0	0	0	39
22:00	3	3	4	8	10	3	0	0	0	0	0	0	0	31
23:00	0	0	0	5	6	7	1	0	0	0	0	0	0	19
Totals	32	64	159	903	1115	299	42	5	2					2621
% of Totals	1%	2%	6%	34%	43%	11%	2%	0%	0%					100%

AM Volumes	9	23	50	350	462	127	22	3	0	0	0	0	0	1046
% AM	0%	1%	2%	13%	18%	5%	1%	0%						40%
AM Peak Hour	9:00	9:00	7:00	7:00	7:00	8:00	8:00	1:00						7:00
Volume	3	9	10	91	108	29	7	1						226
PM Volumes	23	41	109	553	653	172	20	2	2	0	0	0	0	1575
% PM	1%	2%	4%	21%	25%	7%	1%	0%	0%					60%
PM Peak Hour	16:00	17:00	14:00	16:00	13:00	14:00	13:00	13:00	14:00					14:00
Volume	5	6	20	89	94	27	4	1	1					228

Directional Peak Periods	AM 7-9			NOON 12-2			PM 4-6			Off Peak Volumes		
All Speeds	Volume		%	Volume		%	Volume		%	Volume		%
	450	↔	17%	358	↔	14%	398	↔	15%	1415	↔	54%

Street Name	Direction	Percentiles					
		15th	50th	Average	85th	95th	ADT
W Verdugo Ave	East Bound	18	27	26	34	38	3623
W Verdugo Ave	West Bound	26	31	30	35	39	2621

Prepared by National Data & Surveying Services

SPEED

W Verdugo Ave Bet. S Glenwood Pl & Victory Blvd

Day: Tuesday
Date: 1/17/2023

City: Burbank
Project #: CA23_020030_034

Summary

Time	< 15	15 - 19	20 - 24	25 - 29	30 - 34	35 - 39	40 - 44	45 - 49	50 - 54	55 - 59	60 - 64	65 - 69	70 +	Total
0:00 AM	0	0	2	8	8	8	0	1	0	0	0	0	0	27
1:00	0	0	2	3	2	7	1	1	0	0	0	0	0	16
2:00	0	1	1	4	8	3	0	0	0	0	0	0	0	17
3:00	0	0	0	2	3	0	0	0	0	0	0	0	0	5
4:00	0	0	2	7	6	4	0	0	0	0	0	0	0	19
5:00	0	1	3	8	20	8	0	0	0	0	0	0	0	40
6:00	3	6	16	46	56	19	5	1	0	0	0	0	0	152
7:00	21	33	56	151	147	20	0	1	0	0	0	0	0	429
8:00	17	30	58	136	158	37	13	0	1	0	0	0	0	450
9:00	15	31	36	117	98	42	4	0	0	0	0	0	0	343
10:00	5	25	41	113	117	39	6	1	0	0	0	0	0	347
11:00	5	19	43	109	129	41	8	1	0	0	0	0	0	355
12:00 PM	12	26	54	138	112	46	4	1	0	0	0	0	0	393
13:00	17	33	70	168	134	31	4	2	0	0	0	0	0	459
14:00	42	57	112	169	148	44	7	1	1	0	0	0	0	581
15:00	32	39	64	131	150	32	4	0	0	0	0	0	0	452
16:00	39	64	104	183	113	29	3	2	1	0	0	0	0	538
17:00	37	54	95	156	142	41	3	0	0	0	0	0	0	528
18:00	22	45	64	130	126	37	2	0	0	0	0	0	0	426
19:00	7	16	31	78	97	33	9	0	0	0	0	0	0	271
20:00	3	10	15	52	55	15	5	1	1	0	0	0	0	157
21:00	1	3	10	29	53	15	2	0	0	0	0	0	0	113
22:00	4	3	11	20	32	7	1	0	0	0	0	0	0	78
23:00	0	1	0	15	23	7	2	0	0	0	0	0	0	48
Totals	282	497	890	1973	1937	565	83	13	4					6244
% of Totals	5%	8%	14%	32%	31%	9%	1%	0%	0%					100%

AM Volumes	66	146	260	704	752	228	37	6	1	0	0	0	0	2200
% AM	1%	2%	4%	11%	12%	4%	1%	0%	0%					35%
AM Peak Hour	7:00	7:00	8:00	7:00	8:00	9:00	8:00		8:00					8:00
Volume	21	33	58	151	158	42	13	1	1					450
PM Volumes	216	351	630	1269	1185	337	46	7	3	0	0	0	0	4044
% PM	3%	6%	10%	20%	19%	5%	1%	0%	0%					65%
PM Peak Hour	14:00	16:00	14:00	16:00	15:00	12:00	19:00	13:00	14:00					14:00
Volume	42	64	112	183	150	46	9	2	1					581

Directional Peak Periods	AM 7-9			NOON 12-2			PM 4-6			Off Peak Volumes		
All Speeds	Volume		%	Volume		%	Volume		%	Volume		%
	879	↔	14%	852	↔	14%	1066	↔	17%	3447	↔	55%

Street Name	Direction	Percentiles					
		15th	50th	Average	85th	95th	ADT
W Verdugo Ave	Summary	21	29	28	34	38	6244

Prepared by NDS/ATD

Prepared by National Data & Surveying Services

VOLUME

W Verdugo Ave Bet. S Glenwood Pl & Victory Blvd

Day: Tuesday
Date: 1/17/2023

City: Burbank
Project #: CA23_020030_034

DAILY TOTALS	NB	SB	EB	WB	Total
	0	0	3,623	2,621	6,244

AM Period	NB	SB	EB		WB		TOTAL		PM Period	NB	SB	EB		WB		TOTAL	
0:00	0	0	6		1		7		12:00	0	0	58		34		92	
0:15	0	0	7		1		8		12:15	0	0	50		45		95	
0:30	0	0	5		2		7		12:30	0	0	62		43		105	
0:45	0	0	1	19	4	8	5	27	12:45	0	0	64	234	37	159	101	393
1:00	0	0	5		0		5		13:00	0	0	65		45		110	
1:15	0	0	3		1		4		13:15	0	0	51		51		102	
1:30	0	0	4		1		5		13:30	0	0	73		51		124	
1:45	0	0	2	14	0	2	2	16	13:45	0	0	71	260	52	199	123	459
2:00	0	0	3		1		4		14:00	0	0	70		61		131	
2:15	0	0	4		3		7		14:15	0	0	100		67		167	
2:30	0	0	2		1		3		14:30	0	0	88		47		135	
2:45	0	0	2	11	1	6	3	17	14:45	0	0	95	353	53	228	148	581
3:00	0	0	1		1		2		15:00	0	0	71		48		119	
3:15	0	0	0		0				15:15	0	0	71		44		115	
3:30	0	0	0		0				15:30	0	0	69		48		117	
3:45	0	0	1	2	2	3	3	5	15:45	0	0	67	278	34	174	101	452
4:00	0	0	2		3		5		16:00	0	0	101		53		154	
4:15	0	0	1		2		3		16:15	0	0	86		53		139	
4:30	0	0	1		0		1		16:30	0	0	68		52		120	
4:45	0	0	6	10	4	9	10	19	16:45	0	0	81	336	44	202	125	538
5:00	0	0	2		6		8		17:00	0	0	93		53		146	
5:15	0	0	4		6		10		17:15	0	0	83		36		119	
5:30	0	0	7		3		10		17:30	0	0	86		52		138	
5:45	0	0	8	21	4	19	12	40	17:45	0	0	70	332	55	196	125	528
6:00	0	0	20		15		35		18:00	0	0	91		43		134	
6:15	0	0	16		14		30		18:15	0	0	71		51		122	
6:30	0	0	18		17		35		18:30	0	0	49		31		80	
6:45	0	0	18	72	34	80	52	152	18:45	0	0	62	273	28	153	90	426
7:00	0	0	17		26		43		19:00	0	0	53		32		85	
7:15	0	0	31		50		81		19:15	0	0	34		29		63	
7:30	0	0	59		64		123		19:30	0	0	48		23		71	
7:45	0	0	96	203	86	226	182	429	19:45	0	0	24	159	28	112	52	271
8:00	0	0	48		66		114		20:00	0	0	30		16		46	
8:15	0	0	62		63		125		20:15	0	0	23		13		36	
8:30	0	0	59		49		108		20:30	0	0	18		21		39	
8:45	0	0	57	226	46	224	103	450	20:45	0	0	23	94	13	63	36	157
9:00	0	0	48		41		89		21:00	0	0	22		18		40	
9:15	0	0	52		39		91		21:15	0	0	17		8		25	
9:30	0	0	39		35		74		21:30	0	0	20		11		31	
9:45	0	0	54	193	35	150	89	343	21:45	0	0	15	74	2	39	17	113
10:00	0	0	52		38		90		22:00	0	0	15		13		28	
10:15	0	0	42		24		66		22:15	0	0	8		5		13	
10:30	0	0	47		55		102		22:30	0	0	13		5		18	
10:45	0	0	50	191	39	156	89	347	22:45	0	0	11	47	8	31	19	78
11:00	0	0	49		55		104		23:00	0	0	14		6		20	
11:15	0	0	51		36		87		23:15	0	0	5		2		7	
11:30	0	0	39		34		73		23:30	0	0	6		5		11	
11:45	0	0	53	192	38	163	91	355	23:45	0	0	4	29	6	19	10	48
TOTALS				1154		1046		**2200**	**TOTALS**				2469		1575		**4044**
SPLIT %				52.5%		47.5%		**35.2%**	**SPLIT %**				61.1%		38.9%		**64.8%**

DAILY TOTALS	NB	SB	EB	WB	Total
	0	0	3,623	2,621	6,244

AM Peak Hour			7:30	7:30	**7:30**	**PM Peak Hour**			14:15	13:30	**14:00**
AM Pk Volume			265	279	**544**	**PM Pk Volume**			354	231	**581**
Pk Hr Factor			0.690	0.811	**0.747**	**Pk Hr Factor**			0.885	0.862	**0.870**
7 - 9 Volume	0	0	429	450	**879**	**4 - 6 Volume**	0	0	668	398	**1066**
7 - 9 Peak Hour			7:30	7:30	**7:30**	**4 - 6 Peak Hour**			16:45	16:00	**16:00**
7 - 9 Pk Volume	0	0	265	279	**544**	**4 - 6 Pk Volume**	0	0	343	202	**538**
Pk Hr Factor	0.000	0.000	0.690	0.811	**0.747**	**Pk Hr Factor**	0.000	0.000	0.922	0.953	**0.873**

Prepared by NDS/ATD

Project #: CA23_020030_034 **City:** Burbank

Location: W Verdugo Ave Bet. S Glenwood Pl & **Date:** 1/17/2023

Prepared by National Data & Surveying Services

SPEED

W Verdugo Ave Bet. S Glenwood Pl & Victory Blvd

Day: Wednesday
Date: 1/18/2023

City: Burbank
Project #: CA23_020030_034e

East Bound

Time	< 15	15 - 19	20 - 24	25 - 29	30 - 34	35 - 39	40 - 44	45 - 49	50 - 54	55 - 59	60 - 64	65 - 69	70 +	Total
0:00 AM	0	0	1	3	4	0	0	0	0	0	0	0	0	8
0:15	0	0	0	2	2	1	0	0	0	0	0	0	0	5
0:30	0	0	1	1	0	0	0	0	0	0	0	0	0	2
0:45	0	0	0	1	0	1	0	0	0	0	0	0	0	2
1:00	0	0	1	2	2	0	0	0	0	0	0	0	0	5
1:15	0	0	0	0	0	0	0	0	0	0	0	0	0	0
1:30	0	0	0	1	1	0	0	0	0	0	0	0	0	2
1:45	1	0	0	0	0	0	0	0	0	0	0	0	0	1
2:00	0	0	0	1	0	2	0	0	0	0	0	0	0	3
2:15	0	0	0	1	0	0	1	0	0	0	0	0	0	2
2:30	0	0	0	0	0	0	1	0	0	0	0	0	0	1
2:45	0	0	0	2	1	0	0	0	0	0	0	0	0	3
3:00	0	0	0	1	1	0	0	0	0	0	0	0	0	2
3:15	0	0	0	0	0	0	0	0	0	0	0	0	0	0
3:30	0	0	0	0	0	0	0	0	0	0	0	0	0	0
3:45	0	0	0	0	0	1	0	0	0	0	0	0	0	1
4:00	0	0	1	0	1	0	0	0	0	0	0	0	0	2
4:15	0	0	0	2	0	0	0	0	0	0	0	0	0	2
4:30	0	0	0	1	0	0	0	0	0	0	0	0	0	1
4:45	0	0	1	0	3	0	0	0	0	0	0	0	0	4
5:00	0	0	0	2	0	0	0	0	0	0	0	0	0	2
5:15	0	0	0	1	2	0	0	0	0	0	0	0	0	3
5:30	0	0	0	2	1	0	0	0	0	0	0	0	0	3
5:45	0	0	0	7	2	2	0	0	0	0	0	0	0	11
6:00	0	0	0	11	2	4	1	0	0	0	0	0	0	18
6:15	0	2	2	4	7	1	1	0	1	0	0	0	0	18
6:30	0	0	0	2	7	1	0	0	0	0	0	0	0	10
6:45	0	2	3	3	2	2	2	0	0	0	0	0	0	14
7:00	0	1	6	8	6	3	1	0	0	0	0	0	0	25
7:15	0	3	10	7	9	1	1	0	0	0	0	0	0	31
7:30	2	5	22	17	10	2	0	1	0	0	0	0	0	59
7:45	5	17	30	37	10	3	0	0	0	0	0	0	0	102
8:00	1	3	14	25	8	2	0	0	0	0	0	0	0	53
8:15	1	8	26	21	11	5	0	0	0	0	0	0	0	72
8:30	6	11	16	22	7	2	1	0	0	0	0	0	0	65
8:45	3	6	13	27	8	8	1	1	0	0	0	0	0	67
9:00	1	3	10	12	7	1	0	0	0	0	0	0	0	34
9:15	5	3	13	16	7	2	0	1	0	0	0	0	0	47
9:30	0	7	14	13	6	2	0	0	0	0	0	0	0	42
9:45	5	2	10	18	12	3	0	0	0	0	0	0	0	50
10:00	0	3	4	20	17	3	2	0	0	0	0	0	0	49
10:15	1	1	4	13	11	6	1	0	0	0	0	0	0	37
10:30	0	1	3	8	14	12	3	0	0	0	0	0	0	41
10:45	8	8	10	14	18	5	0	1	0	0	0	0	0	64
11:00	3	4	10	11	8	3	3	0	0	0	0	0	0	42
11:15	1	3	3	11	13	9	3	1	0	0	0	0	0	44
11:30	0	4	10	19	12	7	2	1	0	0	0	0	0	55
11:45	4	8	13	19	11	1	1	0	0	0	0	0	0	57
12:00 PM	3	1	11	22	11	4	0	0	0	0	0	0	0	52
12:15	0	6	8	18	15	4	0	0	1	0	0	0	0	52
12:30	0	8	14	13	7	9	1	0	0	0	0	0	0	52
12:45	3	4	11	28	7	6	1	0	0	0	0	0	0	60
13:00	2	7	16	19	12	5	2	0	0	0	0	0	0	63
13:15	2	3	8	11	23	8	2	0	0	0	0	0	0	57
13:30	7	7	14	25	10	5	1	0	0	0	0	0	0	69
13:45	4	6	10	17	24	0	0	0	0	0	0	0	0	61
14:00	5	5	11	19	10	3	0	0	0	0	0	0	0	53
14:15	4	11	13	20	18	4	1	0	0	0	0	0	0	71
14:30	5	2	10	11	21	5	1	0	0	0	0	0	0	55
14:45	3	14	24	19	9	6	0	0	0	0	0	0	0	75
15:00	12	26	41	25	12	1	0	0	0	0	0	0	0	117
15:15	14	12	20	32	12	1	0	0	0	0	0	0	0	91
15:30	10	10	23	21	14	1	0	0	0	0	0	0	0	79
15:45	8	14	20	23	15	4	0	0	0	0	0	0	0	84
16:00	5	7	17	33	17	7	0	0	0	0	0	0	0	86
16:15	8	13	16	25	12	4	0	0	0	0	0	0	0	78
16:30	10	11	14	24	4	3	0	0	0	0	0	0	0	66
16:45	11	11	31	24	14	3	2	0	0	0	0	0	0	96
17:00	6	15	15	21	13	5	2	0	0	0	0	0	0	77
17:15	22	14	19	18	15	3	1	0	0	0	0	0	0	92
17:30	16	13	22	23	17	4	0	0	0	0	0	0	0	95
17:45	7	10	15	28	24	5	1	0	0	0	0	0	0	90
18:00	8	7	16	13	17	6	1	0	1	0	0	0	0	69
18:15	11	15	25	19	10	4	0	1	0	0	0	0	0	85
18:30	15	10	18	13	4	2	0	0	0	0	0	0	0	62
18:45	7	7	13	22	10	2	0	0	0	0	0	0	0	61
19:00	5	6	10	19	6	0	0	0	0	0	0	0	0	46
19:15	1	7	8	9	13	2	0	0	0	0	0	0	0	40
19:30	0	3	8	12	10	1	0	0	0	0	0	0	0	34
19:45	1	3	9	16	9	2	0	0	0	0	0	0	0	40
20:00	0	1	2	3	10	4	0	0	0	0	0	0	0	20
20:15	2	5	6	17	8	2	0	0	0	0	0	0	0	40
20:30	0	0	6	12	10	2	1	0	0	0	0	0	0	31
20:45	0	1	4	8	7	0	0	0	0	0	0	0	0	20
21:00	1	2	6	5	8	4	0	0	0	0	0	0	0	26
21:15	0	1	2	6	8	3	1	0	0	0	0	0	0	21
21:30	0	0	1	5	9	4	0	0	0	0	0	0	0	19
21:45	2	0	2	10	4	4	0	0	0	0	0	0	0	22
22:00	0	0	0	3	8	2	0	0	0	0	0	0	0	13
22:15	0	1	1	5	4	1	0	0	0	0	0	0	0	12
22:30	0	0	1	2	2	0	0	0	0	0	0	0	0	5
22:45	1	0	2	3	2	0	0	0	0	0	0	0	0	8
23:00	0	0	1	1	4	1	0	1	1	0	0	0	0	9
23:15	0	1	2	3	4	0	0	0	0	0	0	0	0	10
23:30	0	0	0	2	0	2	0	0	0	0	0	0	0	4
23:45	0	0	0	0	2	0	0	0	0	0	0	0	0	2
Totals	263	405	797	1115	748	243	43	8	4					3631
% of Totals	7%	11%	22%	31%	21%	7%	1%	0%	0%					100%

AM Volumes	47	105	251	388	243	95	25	6	1	0	0	0	0	1161
% AM	1%	3%	7%	11%	7%	3%	1%	0%	0%					32%
AM Peak Hour	8:30	7:45	7:30	7:45	10:00	10:30	10:30	10:45	5:30					7:45
Volume	15	39	92	105	60	29	9	3	1					292
PM Volumes	221	300	546	727	505	148	18	2	3	0	0	0	0	2470
% PM	6%	8%	15%	20%	14%	4%	0%	0%	0%					68%
PM Peak Hour	16:45	14:45	14:45	15:15	13:45	12:30	12:30	17:30	12:00					15:00
Volume	55	62	108	109	73	28	6	1	1					371

Directional Peak Periods	AM 7-9			NOON 12-2			PM 4-6			Off Peak Volumes		
All Classes	Volume	⟷	%	Volume	⟷	%	Volume	⟷	%	Volume	⟷	%
	474		13%	466		13%	680		19%	2011		55%

Street Name	Direction	Percentiles					
		15th	50th	Average	85th	95th	ADT
W Verdugo Ave	East Bound	18	27	26	33	37	3631
W Verdugo Ave	West Bound	26	31	30	35	38	2621

Prepared by National Data & Surveying Services

SPEED

W Verdugo Ave Bet. S Glenwood Pl & Victory Blvd

Day: Wednesday
Date: 1/18/2023

City: Burbank
Project #: CA23_020030_034w

West Bound

Time	< 15	15 - 19	20 - 24	25 - 29	30 - 34	35 - 39	40 - 44	45 - 49	50 - 54	55 - 59	60 - 64	65 - 69	70 +	Total
0:00 AM	0	0	0	1	3	0	0	0	0	0	0	0	0	4
0:15	0	0	0	0	2	0	0	0	0	0	0	0	0	2
0:30	1	0	0	0	1	0	0	0	0	0	0	0	0	2
0:45	0	0	0	1	0	0	0	0	0	0	0	0	0	1
1:00	0	0	0	0	0	0	0	0	0	0	0	0	0	0
1:15	0	0	0	1	0	0	1	0	0	0	0	0	0	2
1:30	0	0	0	0	0	0	1	0	0	0	0	0	0	1
1:45	0	0	0	0	1	0	0	0	0	0	0	0	0	1
2:00	0	0	0	0	0	0	1	0	0	0	0	0	0	1
2:15	0	0	0	0	2	1	0	0	0	0	0	0	0	3
2:30	0	0	0	0	0	1	1	0	0	0	0	0	0	2
2:45	0	0	0	0	1	0	0	0	0	0	0	0	0	1
3:00	0	0	0	1	0	0	0	0	0	0	0	0	0	1
3:15	0	0	0	0	1	0	0	0	0	0	0	0	0	1
3:30	0	0	0	0	0	0	0	0	0	0	0	0	0	0
3:45	0	0	0	0	3	0	0	0	0	0	0	0	0	3
4:00	0	0	0	0	1	0	0	0	0	0	0	0	0	1
4:15	0	0	0	1	0	0	0	0	0	0	0	0	0	1
4:30	0	0	0	0	0	0	0	0	0	0	0	0	0	0
4:45	0	0	0	3	1	1	0	0	0	0	0	0	0	5
5:00	0	0	0	3	2	1	0	0	0	0	0	0	0	6
5:15	0	0	0	1	1	0	0	0	0	0	0	0	0	2
5:30	0	0	1	2	2	2	0	1	0	0	0	0	0	8
5:45	1	0	1	1	3	2	0	0	0	0	0	0	0	8
6:00	1	0	1	4	5	0	0	0	0	0	0	0	0	11
6:15	0	2	0	8	5	4	0	0	0	0	0	0	0	19
6:30	0	0	0	6	9	2	0	0	0	0	0	0	0	17
6:45	0	1	2	11	4	5	0	0	0	0	0	0	0	23
7:00	0	0	0	16	18	2	0	0	0	0	0	0	0	36
7:15	0	0	2	23	16	4	1	0	0	0	0	0	0	46
7:30	0	4	3	24	31	8	1	0	0	0	0	0	0	71
7:45	1	1	4	43	41	9	0	0	0	0	0	0	0	99
8:00	1	1	7	13	23	3	1	0	0	0	0	0	0	49
8:15	0	0	7	14	26	11	0	0	0	0	0	0	0	58
8:30	0	3	0	9	27	9	3	0	0	0	0	0	0	51
8:45	0	0	1	14	22	7	0	1	0	0	0	0	0	45
9:00	0	2	2	15	13	2	1	0	0	0	0	0	0	35
9:15	1	2	0	18	20	9	0	0	0	0	0	0	0	50
9:30	1	1	4	7	12	1	0	0	0	0	0	0	0	26
9:45	3	0	1	12	23	5	2	0	0	0	0	0	0	46
10:00	2	0	0	14	15	5	1	0	0	0	0	0	0	37
10:15	0	1	0	10	21	8	0	0	0	0	0	0	0	40
10:30	0	2	3	6	19	5	0	0	0	0	0	0	0	35
10:45	1	1	6	23	6	2	0	1	0	0	0	0	0	40
11:00	0	1	3	9	21	4	0	0	0	0	0	0	0	38
11:15	1	1	2	17	25	3	0	0	0	0	0	0	0	49
11:30	0	2	5	16	8	5	0	0	0	0	0	0	0	36
11:45	1	0	1	7	22	9	0	0	0	0	0	0	0	40
12:00 PM	1	1	4	22	8	3	0	0	0	0	0	0	0	39
12:15	0	3	1	17	24	6	2	0	0	0	0	0	0	53
12:30	0	1	4	8	22	7	0	0	0	0	0	0	0	42
12:45	0	2	2	17	21	5	0	0	0	0	0	0	0	47
13:00	0	1	2	9	15	10	1	0	0	0	0	0	0	38
13:15	0	0	5	15	15	2	0	0	0	0	0	0	0	37
13:30	0	3	3	19	16	1	2	0	0	0	0	0	0	44
13:45	0	0	3	8	14	5	1	0	0	0	0	0	0	31
14:00	0	0	3	13	20	3	1	0	0	0	0	0	0	40
14:15	0	0	2	16	14	4	1	0	0	0	0	0	0	37
14:30	0	0	2	15	25	8	0	0	0	0	0	0	0	50
14:45	0	2	7	20	24	7	1	0	0	0	0	0	0	61
15:00	2	4	7	23	24	2	0	0	0	0	0	0	0	62
15:15	0	0	4	17	19	2	1	0	0	0	0	0	0	43
15:30	0	1	3	18	17	3	1	0	0	0	0	0	0	43
15:45	1	2	3	17	14	2	2	1	0	0	0	0	0	42
16:00	1	2	5	26	20	2	2	0	0	0	0	0	0	58
16:15	0	1	5	14	18	3	0	0	0	0	0	0	0	41
16:30	2	2	8	12	11	2	0	0	0	0	0	0	0	37
16:45	1	2	6	17	16	7	1	0	0	0	0	0	0	50
17:00	1	1	1	13	25	7	0	0	0	0	0	0	0	48
17:15	1	4	1	16	24	6	0	0	0	0	0	0	0	52
17:30	0	1	3	21	17	2	1	0	0	0	0	0	0	45
17:45	2	1	9	17	21	3	0	0	0	0	0	0	0	53
18:00	0	3	3	9	24	5	0	0	0	0	0	0	0	44
18:15	0	1	3	25	17	3	0	1	0	0	0	0	0	50
18:30	0	0	3	9	18	4	1	0	0	0	0	0	0	35
18:45	1	2	5	16	13	0	1	0	0	0	0	0	0	38
19:00	0	2	1	8	14	6	0	0	0	0	0	0	0	31
19:15	0	0	2	10	15	3	2	0	0	0	0	0	0	32
19:30	0	0	3	8	15	4	0	0	0	0	0	0	0	30
19:45	0	0	0	4	6	6	0	0	0	0	0	0	0	16
20:00	0	2	2	6	10	3	1	0	0	0	0	0	0	24
20:15	0	0	1	4	5	6	0	0	0	0	0	0	0	16
20:30	0	1	0	7	10	4	0	0	0	0	0	0	0	22
20:45	0	2	2	10	10	1	0	0	0	0	0	0	0	25
21:00	0	0	0	6	14	1	0	0	0	0	0	0	0	21
21:15	0	0	0	8	8	2	0	0	0	0	0	0	0	18
21:30	0	1	1	1	4	4	0	0	0	0	0	0	0	11
21:45	1	0	1	5	2	1	0	0	0	0	0	0	0	10
22:00	0	0	1	1	4	1	1	0	0	0	0	0	0	8
22:15	1	0	1	5	5	0	0	0	0	0	0	0	0	12
22:30	2	2	0	1	4	0	0	1	0	0	0	0	0	10
22:45	1	0	1	1	2	1	0	0	0	0	0	0	0	6
23:00	0	0	1	1	1	0	0	0	0	0	0	0	0	3
23:15	0	0	0	3	3	0	0	0	0	0	0	0	0	6
23:30	0	0	1	0	3	0	1	0	0	0	0	0	0	5
23:45	0	0	0	2	0	0	0	0	0	0	0	0	0	2
Totals	**33**	**75**	**181**	**894**	**1107**	**287**	**38**	**6**						**2621**
% of Totals	1%	3%	7%	34%	42%	11%	1%	0%						100%

AM Volumes	15	25	56	354	456	130	14	3	0	0	0	0	0	1053
% AM	1%	1%	2%	14%	17%	5%	1%	0%						40%
AM Peak Hour	9:15	8:30	7:30	7:00	7:30	7:45	7:45	4:45						7:30
Volume	7	7	21	106	121	32	4	1						277
PM Volumes	18	50	125	540	651	157	24	3	0	0	0	0	0	1568
% PM	1%	2%	5%	21%	25%	6%	1%	0%						60%
PM Peak Hour	16:30	16:30	16:00	14:45	14:30	12:15	15:15	15:00						14:30
Volume	5	9	24	78	92	28	6	1						216

Directional Peak Periods	AM 7-9			NOON 12-2			PM 4-6			Off Peak Volumes		
All Classes	Volume	⟷	%	Volume	⟷	%	Volume	⟷	%	Volume	⟷	%
	455		17%	331		13%	384		15%	1451		55%

Street Name	Direction	Percentiles					
		15th	50th	Average	85th	95th	ADT
W Verdugo Ave	East Bound	18	27	26	33	37	3631
W Verdugo Ave	West Bound	26	31	30	35	38	2621

Prepared by National Data & Surveying Services

SPEED

W Verdugo Ave Bet. S Glenwood Pl & Victory Blvd

Day: Wednesday
Date: 1/18/2023

City: Burbank
Project #: CA23_020030_034

Summary

Time	< 15	15 - 19	20 - 24	25 - 29	30 - 34	35 - 39	40 - 44	45 - 49	50 - 54	55 - 59	60 - 64	65 - 69	70 +	Total
0:00 AM	0	0	1	4	7	0	0	0	0	0	0	0	0	12
0:15	0	0	0	2	4	1	0	0	0	0	0	0	0	7
0:30	1	0	1	1	1	0	0	0	0	0	0	0	0	4
0:45	0	0	0	2	0	1	0	0	0	0	0	0	0	3
1:00	0	0	1	2	2	0	0	0	0	0	0	0	0	5
1:15	0	0	0	1	0	0	1	0	0	0	0	0	0	2
1:30	0	0	0	1	1	0	1	0	0	0	0	0	0	3
1:45	1	0	0	0	1	0	0	0	0	0	0	0	0	2
2:00	0	0	0	1	0	2	1	0	0	0	0	0	0	4
2:15	0	0	0	1	2	1	1	0	0	0	0	0	0	5
2:30	0	0	0	0	0	1	2	0	0	0	0	0	0	3
2:45	0	0	0	2	2	0	0	0	0	0	0	0	0	4
3:00	0	0	0	2	1	0	0	0	0	0	0	0	0	3
3:15	0	0	0	0	1	0	0	0	0	0	0	0	0	1
3:30	0	0	0	0	0	0	0	0	0	0	0	0	0	0
3:45	0	0	0	0	3	1	0	0	0	0	0	0	0	4
4:00	0	0	1	0	2	0	0	0	0	0	0	0	0	3
4:15	0	0	0	3	0	0	0	0	0	0	0	0	0	3
4:30	0	0	0	1	0	0	0	0	0	0	0	0	0	1
4:45	0	0	1	3	4	1	0	0	0	0	0	0	0	9
5:00	0	0	0	5	2	1	0	0	0	0	0	0	0	8
5:15	0	0	0	2	3	0	0	0	0	0	0	0	0	5
5:30	0	0	1	4	3	2	0	1	0	0	0	0	0	11
5:45	1	0	1	8	5	4	0	0	0	0	0	0	0	19
6:00	1	0	1	15	7	4	1	0	0	0	0	0	0	29
6:15	0	4	2	12	12	5	1	0	1	0	0	0	0	37
6:30	0	0	0	8	16	3	0	0	0	0	0	0	0	27
6:45	0	3	5	14	6	7	2	0	0	0	0	0	0	37
7:00	0	1	6	24	24	5	1	0	0	0	0	0	0	61
7:15	0	3	12	30	25	5	2	0	0	0	0	0	0	77
7:30	2	9	25	41	41	10	1	1	0	0	0	0	0	130
7:45	6	18	34	80	51	12	0	0	0	0	0	0	0	201
8:00	2	4	21	38	31	5	1	0	0	0	0	0	0	102
8:15	1	8	33	35	37	16	0	0	0	0	0	0	0	130
8:30	6	14	16	31	34	11	4	0	0	0	0	0	0	116
8:45	3	6	14	41	30	15	1	2	0	0	0	0	0	112
9:00	1	5	12	27	20	3	1	0	0	0	0	0	0	69
9:15	6	5	13	34	27	11	0	1	0	0	0	0	0	97
9:30	1	8	18	20	18	3	0	0	0	0	0	0	0	68
9:45	8	2	11	30	35	8	2	0	0	0	0	0	0	96
10:00	2	3	4	34	32	8	3	0	0	0	0	0	0	86
10:15	1	2	4	23	32	14	1	0	0	0	0	0	0	77
10:30	0	3	6	14	33	17	3	0	0	0	0	0	0	76
10:45	9	9	16	37	24	7	0	2	0	0	0	0	0	104
11:00	3	5	13	20	29	7	3	0	0	0	0	0	0	80
11:15	2	4	5	28	38	12	3	1	0	0	0	0	0	93
11:30	0	6	15	35	20	12	2	1	0	0	0	0	0	91
11:45	5	8	14	26	33	10	1	0	0	0	0	0	0	97
12:00 PM	4	2	15	44	19	7	0	0	0	0	0	0	0	91
12:15	0	9	9	35	39	10	2	0	1	0	0	0	0	105
12:30	0	9	18	21	29	16	1	0	0	0	0	0	0	94
12:45	3	6	13	45	28	11	1	0	0	0	0	0	0	107
13:00	2	8	18	28	27	15	3	0	0	0	0	0	0	101
13:15	2	3	13	26	38	10	2	0	0	0	0	0	0	94
13:30	7	10	17	44	26	6	3	0	0	0	0	0	0	113
13:45	4	6	13	25	38	5	1	0	0	0	0	0	0	92
14:00	5	5	14	32	30	6	1	0	0	0	0	0	0	93
14:15	4	11	15	36	32	8	2	0	0	0	0	0	0	108
14:30	5	2	12	26	46	13	1	0	0	0	0	0	0	105
14:45	3	16	31	39	33	13	1	0	0	0	0	0	0	136
15:00	14	30	48	48	36	3	0	0	0	0	0	0	0	179
15:15	14	12	24	49	31	3	1	0	0	0	0	0	0	134
15:30	10	11	26	39	31	4	1	0	0	0	0	0	0	122
15:45	9	16	23	40	29	6	2	1	0	0	0	0	0	126
16:00	6	9	22	59	37	9	2	0	0	0	0	0	0	144
16:15	8	14	21	39	30	7	0	0	0	0	0	0	0	119
16:30	12	13	22	36	15	5	0	0	0	0	0	0	0	103
16:45	12	13	37	41	30	10	3	0	0	0	0	0	0	146
17:00	7	16	16	34	38	12	2	0	0	0	0	0	0	125
17:15	23	18	20	34	39	9	1	0	0	0	0	0	0	144
17:30	16	14	25	44	34	6	1	0	0	0	0	0	0	140
17:45	9	11	24	45	45	8	1	0	0	0	0	0	0	143
18:00	8	10	19	22	41	11	1	0	1	0	0	0	0	113
18:15	11	16	28	44	27	7	0	2	0	0	0	0	0	135
18:30	15	10	21	22	22	6	1	0	0	0	0	0	0	97
18:45	8	9	18	38	23	2	1	0	0	0	0	0	0	99
19:00	5	8	11	27	20	6	0	0	0	0	0	0	0	77
19:15	1	7	10	19	28	5	2	0	0	0	0	0	0	72
19:30	0	3	11	20	25	5	0	0	0	0	0	0	0	64
19:45	1	3	9	20	15	8	0	0	0	0	0	0	0	56
20:00	0	3	4	9	20	7	1	0	0	0	0	0	0	44
20:15	2	5	7	21	13	8	0	0	0	0	0	0	0	56
20:30	0	1	6	19	20	6	1	0	0	0	0	0	0	53
20:45	0	3	6	18	17	1	0	0	0	0	0	0	0	45
21:00	1	2	6	11	22	5	0	0	0	0	0	0	0	47
21:15	0	1	2	14	16	5	1	0	0	0	0	0	0	39
21:30	0	1	2	6	13	8	0	0	0	0	0	0	0	30
21:45	3	0	3	15	6	5	0	0	0	0	0	0	0	32
22:00	0	0	1	4	12	3	1	0	0	0	0	0	0	21
22:15	1	1	2	10	9	1	0	0	0	0	0	0	0	24
22:30	2	2	1	3	6	0	0	1	0	0	0	0	0	15
22:45	2	0	3	4	4	1	0	0	0	0	0	0	0	14
23:00	0	0	2	2	5	1	0	1	1	0	0	0	0	12
23:15	0	1	2	6	7	0	0	0	0	0	0	0	0	16
23:30	0	0	1	2	3	2	1	0	0	0	0	0	0	9
23:45	0	0	0	2	2	0	0	0	0	0	0	0	0	4
Totals	301	480	973	2009	1855	530	81	14	4					6252
% of Totals	5%	8%	16%	32%	30%	8%	1%	0%	0%					100%

AM Volumes	62	130	307	742	699	225	39	9	1	0	0	0	0	2214
% AM	1%	2%	5%	12%	11%	4%	1%	0%	0%					35%
AM Peak Hour	9:15	7:45	7:30	7:30	7:30	8:00	9:45	10:45	5:30					7:30
Volume	17	44	113	194	160	47	9	4	1					563
PM Volumes	239	350	671	1267	1156	305	42	5	3	0	0	0	0	4038
% PM	4%	6%	11%	20%	18%	5%	1%	0%	0%					65%
PM Peak Hour	16:45	14:45	14:45	15:15	17:15	12:15	12:45	17:30	12:00					14:45
Volume	58	69	129	187	159	52	9	2	1					571

Directional Peak Periods	AM 7-9			NOON 12-2			PM 4-6			Off Peak Volumes		
All Classes	Volume	⟷	%	Volume	⟷	%	Volume	⟷	%	Volume	⟷	%
	929	⟷	15%	797	⟷	13%	1064	⟷	17%	3462	⟷	55%

Street Name	Direction	Percentiles					
		15th	50th	Average	85th	95th	ADT
W Verdugo Ave	Summary	21	28	28	34	38	6252

Prepared by National Data & Surveying Services

SPEED

W Verdugo Ave Bet. S Glenwood Pl & Victory Blvd

Day: Wednesday
Date: 1/18/2023

City: Burbank
Project #: CA23_020030_034e

East Bound

Time	< 15	15 - 19	20 - 24	25 - 29	30 - 34	35 - 39	40 - 44	45 - 49	50 - 54	55 - 59	60 - 64	65 - 69	70 +	Total
0:00 AM	0	0	2	7	6	2	0	0	0	0	0	0	0	17
1:00	1	0	1	3	3	0	0	0	0	0	0	0	0	8
2:00	0	0	0	4	1	2	2	0	0	0	0	0	0	9
3:00	0	0	0	1	1	1	0	0	0	0	0	0	0	3
4:00	0	0	2	3	4	0	0	0	0	0	0	0	0	9
5:00	0	0	0	12	5	2	0	0	0	0	0	0	0	19
6:00	0	4	5	20	18	8	4	0	1	0	0	0	0	60
7:00	7	26	68	69	35	9	2	1	0	0	0	0	0	217
8:00	11	28	69	95	34	17	2	1	0	0	0	0	0	257
9:00	11	15	47	59	32	8	0	1	0	0	0	0	0	173
10:00	9	13	21	55	60	26	6	1	0	0	0	0	0	191
11:00	8	19	36	60	44	20	9	2	0	0	0	0	0	198
12:00 PM	6	19	44	81	40	23	2	0	1	0	0	0	0	216
13:00	15	23	48	72	69	18	5	0	0	0	0	0	0	250
14:00	17	32	58	69	58	18	2	0	0	0	0	0	0	254
15:00	44	62	104	101	53	7	0	0	0	0	0	0	0	371
16:00	34	42	78	106	47	17	2	0	0	0	0	0	0	326
17:00	51	52	71	90	69	17	4	0	0	0	0	0	0	354
18:00	41	39	72	67	41	14	1	1	1	0	0	0	0	277
19:00	7	19	35	56	38	5	0	0	0	0	0	0	0	160
20:00	2	7	18	40	35	8	1	0	0	0	0	0	0	111
21:00	3	3	11	26	29	15	1	0	0	0	0	0	0	88
22:00	1	1	4	13	16	3	0	0	0	0	0	0	0	38
23:00	0	1	3	6	10	3	0	1	1	0	0	0	0	25
Totals	268	405	797	1115	748	243	43	8	4					3631
% of Totals	7%	11%	22%	31%	21%	7%	1%	0%	0%					100%

AM Volumes	47	105	251	388	243	95	25	6	1	0	0	0	0	1161
% AM	1%	3%	7%	11%	7%	3%	1%	0%	0%					32%
AM Peak Hour	8:00	8:00	8:00	8:00	10:00	10:00	11:00	11:00	6:00					8:00
Volume	11	28	69	95	60	26	9	2	1					257
PM Volumes	221	300	546	727	505	148	18	2	3	0	0	0	0	2470
% PM	6%	8%	15%	20%	14%	4%	0%	0%	0%					68%
PM Peak Hour	17:00	15:00	15:00	16:00	13:00	12:00	13:00	18:00	12:00					15:00
Volume	51	62	104	106	69	23	5	1	1					371

Directional Peak Periods	AM 7-9			NOON 12-2			PM 4-6			Off Peak Volumes		
All Speeds	Volume		%	Volume		%	Volume		%	Volume		%
	474	↔	13%	466	↔	13%	680	↔	19%	2011	↔	55%

Street Name	Direction	Percentiles					
		15th	50th	Average	85th	95th	ADT
W Verdugo Ave	East Bound	18	27	26	33	37	3631
W Verdugo Ave	West Bound	26	31	30	35	38	2621

Prepared by National Data & Surveying Services

SPEED

W Verdugo Ave Bet. S Glenwood Pl & Victory Blvd

Day: Wednesday
Date: 1/18/2023

City: Burbank
Project #: CA23_020030_034w

West Bound

Time	< 15	15 - 19	20 - 24	25 - 29	30 - 34	35 - 39	40 - 44	45 - 49	50 - 54	55 - 59	60 - 64	65 - 69	70 +	Total
0:00 AM	1	0	0	2	6	0	0	0	0	0	0	0	0	9
1:00	0	0	0	1	1	0	2	0	0	0	0	0	0	4
2:00	0	0	0	0	3	2	2	0	0	0	0	0	0	7
3:00	0	0	0	1	4	0	0	0	0	0	0	0	0	5
4:00	0	0	0	4	2	1	0	0	0	0	0	0	0	7
5:00	1	0	2	7	8	5	0	1	0	0	0	0	0	24
6:00	1	3	3	29	23	11	0	0	0	0	0	0	0	70
7:00	1	5	9	106	106	23	2	0	0	0	0	0	0	252
8:00	1	4	15	50	98	30	4	1	0	0	0	0	0	203
9:00	5	5	7	52	68	17	3	0	0	0	0	0	0	157
10:00	3	4	9	53	61	20	1	1	0	0	0	0	0	152
11:00	2	4	11	49	76	21	0	0	0	0	0	0	0	163
12:00 PM	1	7	11	64	75	21	2	0	0	0	0	0	0	181
13:00	0	4	13	51	60	18	4	0	0	0	0	0	0	150
14:00	0	2	14	64	83	22	3	0	0	0	0	0	0	188
15:00	3	7	17	75	74	9	4	1	0	0	0	0	0	190
16:00	4	7	24	69	65	14	3	0	0	0	0	0	0	186
17:00	4	7	14	67	87	18	1	0	0	0	0	0	0	198
18:00	1	6	14	59	72	12	2	1	0	0	0	0	0	167
19:00	0	2	6	30	50	19	2	0	0	0	0	0	0	109
20:00	0	5	5	27	35	14	1	0	0	0	0	0	0	87
21:00	1	1	2	20	28	8	0	0	0	0	0	0	0	60
22:00	4	2	3	8	15	2	1	1	0	0	0	0	0	36
23:00	0	0	2	6	7	0	1	0	0	0	0	0	0	16
Totals	33	75	181	894	1107	287	38	6						2621
% of Totals	1%	3%	7%	34%	42%	11%	1%	0%						100%

AM Volumes	15	25	56	354	456	130	14	3	0	0	0	0	0	1053
% AM	1%	1%	2%	14%	17%	5%	1%	0%						40%
AM Peak Hour	9:00	7:00	8:00	7:00	7:00	8:00	8:00	5:00						7:00
Volume	5	5	15	106	106	30	4	1						252
PM Volumes	18	50	125	540	651	157	24	3	0	0	0	0	0	1568
% PM	1%	2%	5%	21%	25%	6%	1%	0%						60%
PM Peak Hour	16:00	12:00	16:00	15:00	17:00	14:00	13:00	15:00						17:00
Volume	4	7	24	75	87	22	4	1						198

Directional Peak Periods	AM 7-9			NOON 12-2			PM 4-6			Off Peak Volumes		
All Speeds	Volume		%	Volume		%	Volume		%	Volume		%
	455	↔	17%	331	↔	13%	384	↔	15%	1451	↔	55%

Street Name	Direction	Percentiles					
		15th	50th	Average	85th	95th	ADT
W Verdugo Ave	East Bound	18	27	26	33	37	3631
W Verdugo Ave	West Bound	26	31	30	35	38	2621

Prepared by National Data & Surveying Services

SPEED

W Verdugo Ave Bet. S Glenwood Pl & Victory Blvd

Day: Wednesday
Date: 1/18/2023

City: Burbank
Project #: CA23_020030_034

Summary

Time	< 15	15 - 19	20 - 24	25 - 29	30 - 34	35 - 39	40 - 44	45 - 49	50 - 54	55 - 59	60 - 64	65 - 69	70 +	Total
0:00 AM	1	0	2	9	12	2	0	0	0	0	0	0	0	26
1:00	1	0	1	4	4	0	2	0	0	0	0	0	0	12
2:00	0	0	0	4	4	4	4	0	0	0	0	0	0	16
3:00	0	0	0	2	5	1	0	0	0	0	0	0	0	8
4:00	0	0	2	7	6	1	0	0	0	0	0	0	0	16
5:00	1	0	2	19	13	7	0	1	0	0	0	0	0	43
6:00	1	7	8	49	41	19	4	0	1	0	0	0	0	130
7:00	8	31	77	175	141	32	4	1	0	0	0	0	0	469
8:00	12	32	84	145	132	47	6	2	0	0	0	0	0	460
9:00	16	20	54	111	100	25	3	1	0	0	0	0	0	330
10:00	12	17	30	108	121	46	7	2	0	0	0	0	0	343
11:00	10	23	47	109	120	41	9	2	0	0	0	0	0	361
12:00 PM	7	26	55	145	115	44	4	0	1	0	0	0	0	397
13:00	15	27	61	123	129	36	9	0	0	0	0	0	0	400
14:00	17	34	72	133	141	40	5	0	0	0	0	0	0	442
15:00	47	69	121	176	127	16	4	1	0	0	0	0	0	561
16:00	38	49	102	175	112	31	5	0	0	0	0	0	0	512
17:00	55	59	85	157	156	35	5	0	0	0	0	0	0	552
18:00	42	45	86	126	113	26	3	2	1	0	0	0	0	444
19:00	7	21	41	86	88	24	2	0	0	0	0	0	0	269
20:00	2	12	23	67	70	22	2	0	0	0	0	0	0	198
21:00	4	4	13	46	57	23	1	0	0	0	0	0	0	148
22:00	5	3	7	21	31	5	1	1	0	0	0	0	0	74
23:00	0	1	5	12	17	3	1	1	1	0	0	0	0	41
Totals	301	480	978	2009	1855	530	81	14	4					6252
% of Totals	5%	8%	16%	32%	30%	8%	1%	0%	0%					100%

AM Volumes	62	130	307	742	699	225	39	9	1	0	0	0	0	2214
% AM	1%	2%	5%	12%	11%	4%	1%	0%	0%					35%
AM Peak Hour	9:00	8:00	8:00	7:00	7:00	8:00	11:00	8:00	6:00					7:00
Volume	16	32	84	175	141	47	9	2	1					469
PM Volumes	239	350	671	1267	1156	305	42	5	3	0	0	0	0	4038
% PM	4%	6%	11%	20%	18%	5%	1%	0%	0%					65%
PM Peak Hour	17:00	15:00	15:00	15:00	17:00	12:00	13:00	18:00	12:00					15:00
Volume	55	69	121	176	156	44	9	2	1					561

Directional Peak Periods	AM 7-9			NOON 12-2			PM 4-6			Off Peak Volumes		
All Speeds	Volume	↔	%	Volume	↔	%	Volume	↔	%	Volume	↔	%
	929		15%	797		13%	1064		17%	3462		55%

Street Name	Direction	Percentiles					
		15th	50th	Average	85th	95th	ADT
W Verdugo Ave	Summary	21	28	28	34	38	6252

Prepared by NDS/ATD

Prepared by National Data & Surveying Services

VOLUME

W Verdugo Ave Bet. S Glenwood Pl & Victory Blvd

Day: Wednesday
Date: 1/18/2023

City: Burbank
Project #: CA23_020030_034

DAILY TOTALS	NB	SB	EB	WB	Total
	0	0	3,631	2,621	6,252

AM Period	NB		SB		EB		WB		TOTAL		PM Period	NB		SB		EB		WB		TOTAL	
0:00	0		0		8		4		12		12:00	0		0		52		39		91	
0:15	0		0		5		2		7		12:15	0		0		52		53		105	
0:30	0		0		2		2		4		12:30	0		0		52		42		94	
0:45	0		0		2	17	1	9	3	26	12:45	0		0		60	216	47	181	107	397
1:00	0		0		5		0		5		13:00	0		0		63		38		101	
1:15	0		0		0		2		2		13:15	0		0		57		37		94	
1:30	0		0		2		1		3		13:30	0		0		69		44		113	
1:45	0		0		1	8	1	4	2	12	13:45	0		0		61	250	31	150	92	400
2:00	0		0		3		1		4		14:00	0		0		53		40		93	
2:15	0		0		2		3		5		14:15	0		0		71		37		108	
2:30	0		0		1		2		3		14:30	0		0		55		50		105	
2:45	0		0		3	9	1	7	4	16	14:45	0		0		75	254	61	188	136	442
3:00	0		0		2		1		3		15:00	0		0		117		62		179	
3:15	0		0		0		1		1		15:15	0		0		91		43		134	
3:30	0		0		0		0				15:30	0		0		79		43		122	
3:45	0		0		1	3	3	5	4	8	15:45	0		0		84	371	42	190	126	561
4:00	0		0		2		1		3		16:00	0		0		86		58		144	
4:15	0		0		2		1		3		16:15	0		0		78		41		119	
4:30	0		0		1		0		1		16:30	0		0		66		37		103	
4:45	0		0		4	9	5	7	9	16	16:45	0		0		96	326	50	186	146	512
5:00	0		0		2		6		8		17:00	0		0		77		48		125	
5:15	0		0		3		2		5		17:15	0		0		92		52		144	
5:30	0		0		3		8		11		17:30	0		0		95		45		140	
5:45	0		0		11	19	8	24	19	43	17:45	0		0		90	354	53	198	143	552
6:00	0		0		18		11		29		18:00	0		0		69		44		113	
6:15	0		0		18		19		37		18:15	0		0		85		50		135	
6:30	0		0		10		17		27		18:30	0		0		62		35		97	
6:45	0		0		14	60	23	70	37	130	18:45	0		0		61	277	38	167	99	444
7:00	0		0		25		36		61		19:00	0		0		46		31		77	
7:15	0		0		31		46		77		19:15	0		0		40		32		72	
7:30	0		0		59		71		130		19:30	0		0		34		30		64	
7:45	0		0		102	217	99	252	201	469	19:45	0		0		40	160	16	109	56	269
8:00	0		0		53		49		102		20:00	0		0		20		24		44	
8:15	0		0		72		58		130		20:15	0		0		40		16		56	
8:30	0		0		65		51		116		20:30	0		0		31		22		53	
8:45	0		0		67	257	45	203	112	460	20:45	0		0		20	111	25	87	45	198
9:00	0		0		34		35		69		21:00	0		0		26		21		47	
9:15	0		0		47		50		97		21:15	0		0		21		18		39	
9:30	0		0		42		26		68		21:30	0		0		19		11		30	
9:45	0		0		50	173	46	157	96	330	21:45	0		0		22	88	10	60	32	148
10:00	0		0		49		37		86		22:00	0		0		13		8		21	
10:15	0		0		37		40		77		22:15	0		0		12		12		24	
10:30	0		0		41		35		76		22:30	0		0		5		10		15	
10:45	0		0		64	191	40	152	104	343	22:45	0		0		8	38	6	36	14	74
11:00	0		0		42		38		80		23:00	0		0		9		3		12	
11:15	0		0		44		49		93		23:15	0		0		10		6		16	
11:30	0		0		55		36		91		23:30	0		0		4		5		9	
11:45	0		0		57	198	40	163	97	361	23:45	0		0		2	25	2	16	4	41
TOTALS						1161		1053		2214	TOTALS						2470		1568		4038
SPLIT %						52.4%		47.6%		35.4%	SPLIT %						61.2%		38.8%		64.6%

DAILY TOTALS	NB	SB	EB	WB	Total
	0	0	3,631	2,621	6,252

AM Peak Hour			7:45	7:30	7:30	PM Peak Hour			15:00	14:30	14:45
AM Pk Volume			292	277	563	PM Pk Volume			371	216	571
Pk Hr Factor			0.716	0.699	0.700	Pk Hr Factor			0.793	0.871	0.797
7 - 9 Volume	0	0	474	455	929	4 - 6 Volume	0	0	680	384	1064
7 - 9 Peak Hour			7:45	7:30	7:30	4 - 6 Peak Hour			16:45	17:00	16:45
7 - 9 Pk Volume	0	0	292	277	563	4 - 6 Pk Volume	0	0	360	198	555
Pk Hr Factor	0.000	0.000	0.716	0.699	0.700	Pk Hr Factor	0.000	0.000	0.938	0.934	0.950

Prepared by NDS/ATD

Project #: CA23_020030_034 **City:** Burbank

Location: W Verdugo Ave Bet. S Glenwood Pl & **Date:** 1/18/2023

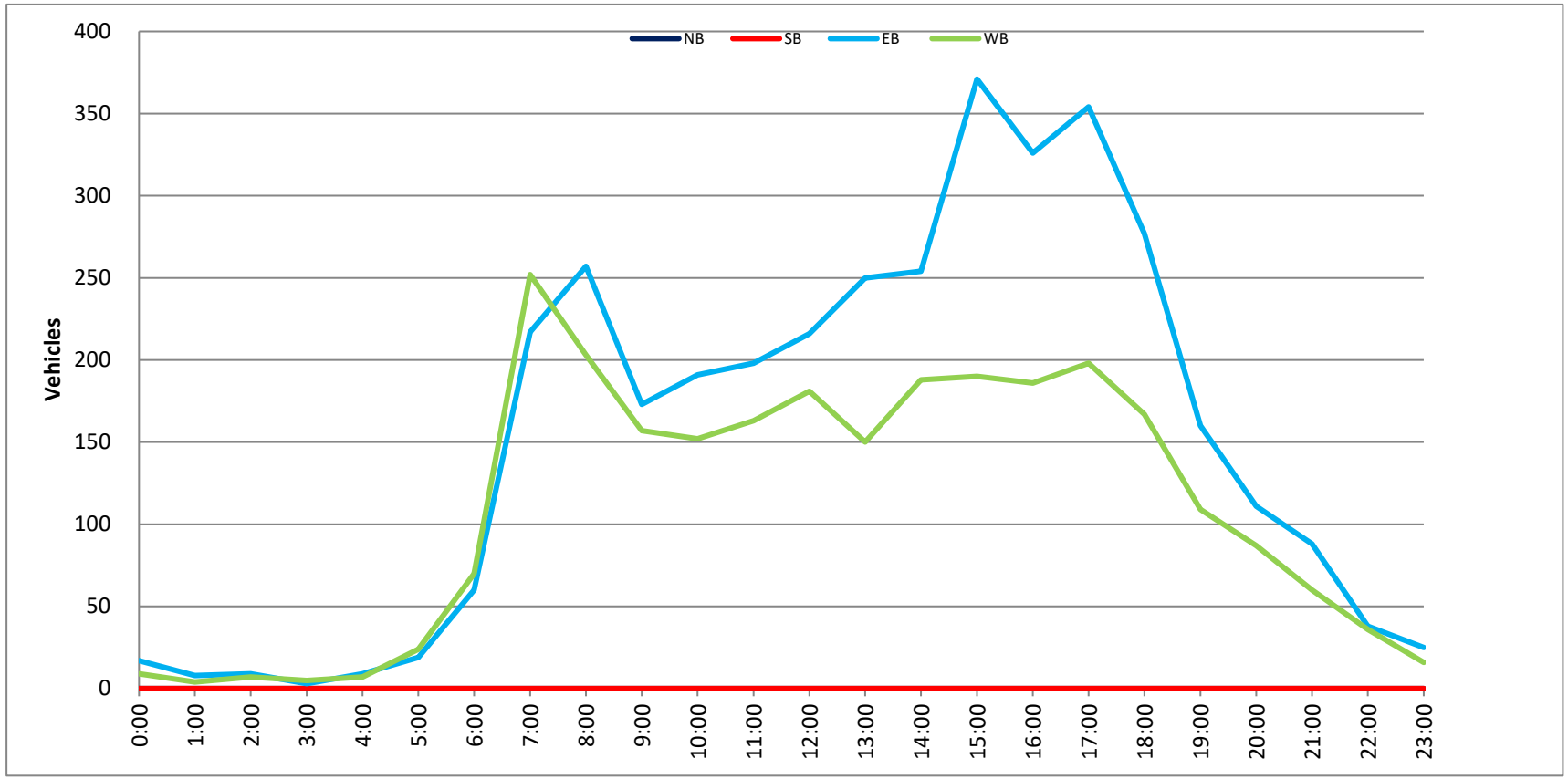

Prepared by National Data & Surveying Services

SPEED

W Verdugo Ave Bet. S Glenwood Pl & Victory Blvd

Day: Thursday
Date: 1/19/2023

City: Burbank
Project #: CA23_020030_034e

East Bound

Time	< 15	15 - 19	20 - 24	25 - 29	30 - 34	35 - 39	40 - 44	45 - 49	50 - 54	55 - 59	60 - 64	65 - 69	70 +	Total
0:00 AM	0	0	0	0	1	0	0	0	0	0	0	0	0	1
0:15	0	0	0	1	1	0	1	0	0	0	0	0	0	3
0:30	0	0	2	0	1	0	0	0	0	0	0	0	0	3
0:45	0	0	0	1	0	1	0	0	0	0	0	0	0	2
1:00	0	0	0	0	0	1	0	0	0	0	0	0	0	1
1:15	0	1	0	0	0	1	0	0	0	0	0	0	0	2
1:30	0	0	0	3	1	0	0	0	0	0	0	0	0	4
1:45	0	0	0	1	0	0	0	0	0	0	0	0	0	1
2:00	0	0	0	0	0	0	0	0	0	0	0	0	0	0
2:15	0	0	0	0	1	0	0	0	0	0	0	0	0	1
2:30	0	0	0	1	0	0	0	0	0	0	0	0	0	1
2:45	0	0	0	1	0	0	0	0	0	0	0	0	0	1
3:00	0	0	0	2	0	0	1	0	0	0	0	0	0	3
3:15	0	0	0	0	0	0	0	0	0	0	0	0	0	0
3:30	0	0	0	0	0	1	0	0	0	0	0	0	0	1
3:45	0	0	1	0	1	0	0	0	0	0	0	0	0	2
4:00	0	0	1	0	0	0	0	0	0	0	0	0	0	1
4:15	0	0	0	1	0	0	0	0	0	0	0	0	0	1
4:30	0	0	0	0	2	0	0	0	0	0	0	0	0	2
4:45	0	0	3	3	2	1	0	0	1	0	0	0	0	10
5:00	0	0	0	0	0	1	0	0	0	0	0	0	0	1
5:15	0	0	0	0	2	1	0	0	0	0	0	0	0	3
5:30	0	1	0	0	2	2	0	0	0	0	0	0	0	5
5:45	0	0	2	4	7	3	0	0	0	0	0	0	0	16
6:00	0	0	1	7	6	4	0	0	0	0	0	0	0	18
6:15	0	1	2	5	12	10	0	0	0	0	0	0	0	30
6:30	0	2	4	3	5	1	0	1	0	0	0	0	0	16
6:45	0	2	3	4	9	1	0	1	0	0	0	0	0	20
7:00	0	3	4	8	5	3	1	0	0	0	0	0	0	24
7:15	0	3	5	12	10	3	0	0	0	0	0	0	0	33
7:30	3	11	20	20	12	4	2	0	0	0	0	0	0	72
7:45	2	14	30	32	16	3	1	0	0	0	0	0	0	98
8:00	1	2	9	19	13	3	0	0	0	0	0	0	0	47
8:15	2	5	14	17	13	5	3	0	0	0	0	0	0	59
8:30	3	6	12	19	22	6	0	1	0	0	0	0	0	69
8:45	11	7	10	15	10	1	1	0	0	0	0	0	0	55
9:00	6	3	6	9	10	7	1	0	1	0	0	0	0	43
9:15	2	7	8	14	13	3	0	0	0	0	0	0	0	47
9:30	6	7	7	11	14	2	0	0	0	0	0	0	0	47
9:45	4	8	7	15	10	5	0	0	0	0	0	0	0	49
10:00	2	1	12	11	12	2	2	0	0	0	0	0	0	42
10:15	2	3	6	11	21	6	0	0	0	0	0	0	0	49
10:30	4	6	10	15	17	8	0	0	0	0	0	0	0	60
10:45	1	3	7	15	9	1	0	0	0	0	0	0	0	36
11:00	4	4	10	24	3	5	2	0	0	0	0	0	0	52
11:15	2	1	8	15	16	10	1	0	0	0	0	0	0	53
11:30	0	4	16	15	13	5	0	0	0	0	0	0	0	53
11:45	1	3	11	22	18	4	0	0	0	0	0	0	0	59
12:00 PM	0	4	10	19	9	4	2	0	0	0	0	0	0	48
12:15	0	6	16	18	8	3	3	0	0	0	0	0	0	54
12:30	6	8	11	16	18	1	0	0	0	0	0	0	0	60
12:45	5	8	15	22	18	6	0	0	0	0	0	0	0	74
13:00	3	12	8	18	14	7	0	1	0	0	0	0	0	63
13:15	1	6	17	12	15	3	2	0	0	0	0	0	0	56
13:30	4	13	12	21	9	1	1	0	0	0	0	0	0	61
13:45	3	11	11	21	18	1	0	0	0	0	0	0	0	65
14:00	4	12	13	26	10	4	0	0	0	0	0	0	0	69
14:15	6	8	10	19	13	2	0	0	0	0	0	0	0	58
14:30	2	16	17	28	7	0	0	0	0	0	0	0	0	70
14:45	11	10	19	21	13	1	1	0	0	0	0	0	0	76
15:00	17	17	32	23	9	2	1	0	0	0	0	0	0	101
15:15	11	16	20	11	17	7	0	0	0	0	0	0	0	82
15:30	5	12	11	30	19	5	1	0	0	0	0	0	0	83
15:45	13	16	22	17	8	1	0	0	0	0	0	0	0	77
16:00	8	8	19	30	16	2	0	0	0	0	0	0	0	83
16:15	14	11	18	27	10	1	0	0	0	0	0	0	0	81
16:30	8	14	24	13	8	1	1	0	0	0	0	0	0	69
16:45	5	9	18	16	9	4	0	0	0	0	0	0	0	61
17:00	6	19	9	25	12	1	1	0	0	0	0	0	0	73
17:15	15	17	16	21	14	8	1	0	0	0	0	0	0	92
17:30	13	15	18	25	12	3	0	0	0	0	0	0	0	86
17:45	17	15	16	26	13	2	0	0	0	0	0	0	0	89
18:00	10	9	26	20	14	1	0	0	0	0	0	0	0	80
18:15	8	11	17	8	2	2	0	1	0	0	0	0	0	49
18:30	14	10	17	13	4	3	0	0	0	0	0	0	0	61
18:45	7	8	14	23	11	2	0	0	0	0	0	0	0	65
19:00	5	7	11	19	7	2	0	0	0	0	0	0	0	51
19:15	2	9	12	14	17	3	0	0	0	0	0	0	0	57
19:30	1	5	11	16	13	2	0	0	0	0	0	0	0	48
19:45	0	2	7	13	7	1	0	0	0	0	0	0	0	30
20:00	1	3	5	7	13	5	0	0	0	0	0	0	0	34
20:15	0	3	3	13	5	1	0	0	0	0	0	0	0	25
20:30	1	1	4	10	8	1	1	0	0	0	0	0	0	26
20:45	0	0	3	6	6	0	0	0	0	0	0	0	0	15
21:00	1	1	6	4	8	4	0	0	0	0	0	0	0	24
21:15	0	2	3	8	6	3	1	0	0	0	0	0	0	23
21:30	0	0	2	5	9	6	0	0	0	0	0	0	0	22
21:45	1	0	1	8	3	4	0	0	0	0	0	0	0	17
22:00	1	1	1	5	9	2	0	0	0	0	0	0	0	19
22:15	1	2	3	7	6	2	0	0	0	0	0	0	0	21
22:30	0	0	1	2	2	0	0	0	0	0	0	0	0	5
22:45	1	0	2	3	2	0	0	0	0	0	0	0	0	8
23:00	0	0	1	1	3	1	0	1	1	0	0	0	0	8
23:15	0	1	2	4	4	0	0	0	0	0	0	0	0	11
23:30	0	0	1	3	1	2	0	0	0	0	0	0	0	7
23:45	0	1	1	1	3	0	0	0	0	0	0	0	0	6
Totals	287	467	767	1074	772	231	32	6	3					3639
% of Totals	8%	13%	21%	30%	21%	6%	1%	0%	0%					100%

AM Volumes	56	108	231	356	310	114	16	3	2	0	0	0	0	1196
% AM	2%	3%	6%	10%	9%	3%	0%	0%	0%					33%
AM Peak Hour	8:45	7:30	7:30	7:30	7:45	10:30	7:30	6:00	4:00					7:30
Volume	25	32	73	88	64	24	6	2	1					276
PM Volumes	231	359	536	718	462	117	16	3	1	0	0	0	0	2443
% PM	6%	10%	15%	20%	13%	3%	0%	0%	0%					67%
PM Peak Hour	17:15	17:00	14:30	15:30	12:30	12:15	12:00	12:15	22:15					17:15
Volume	55	66	88	104	65	17	5	1	1					347

Directional Peak Periods	AM 7-9			NOON 12-2			PM 4-6			Off Peak Volumes		
All Classes	Volume	⟷	%	Volume	⟷	%	Volume	⟷	%	Volume	⟷	%
	457		13%	481		13%	634		17%	2067		57%

Street Name	Direction	Percentiles					
		15th	50th	Average	85th	95th	ADT
W Verdugo Ave	East Bound	18	26	26	33	37	3639
W Verdugo Ave	West Bound	26	31	30	35	39	2645

Prepared by National Data & Surveying Services

SPEED

W Verdugo Ave Bet. S Glenwood Pl & Victory Blvd

Day: Thursday
Date: 1/19/2023

City: Burbank
Project #: CA23_020030_034w

West Bound

Time	< 15	15 - 19	20 - 24	25 - 29	30 - 34	35 - 39	40 - 44	45 - 49	50 - 54	55 - 59	60 - 64	65 - 69	70 +	Total
0:00 AM	0	0	1	0	2	0	0	0	0	0	0	0	0	3
0:15	1	0	0	0	0	0	0	0	0	0	0	0	0	1
0:30	0	1	0	1	2	1	0	0	0	0	0	0	0	5
0:45	0	0	0	0	2	0	0	0	0	0	0	0	0	2
1:00	0	0	0	0	1	0	0	0	0	0	0	0	0	1
1:15	0	0	0	0	2	0	0	0	0	0	0	0	0	2
1:30	0	0	0	0	0	2	0	0	0	0	0	0	0	2
1:45	0	0	0	1	1	0	0	0	0	0	0	0	0	2
2:00	0	0	0	1	1	0	0	0	0	0	0	0	0	2
2:15	0	0	2	0	0	1	0	0	0	0	0	0	0	3
2:30	0	0	0	0	0	1	0	0	0	0	0	0	0	1
2:45	0	0	0	0	0	0	0	0	0	0	0	0	0	0
3:00	0	0	1	0	1	0	0	0	0	0	0	0	0	2
3:15	0	0	0	0	0	0	0	0	0	0	0	0	0	0
3:30	0	0	2	1	0	0	0	0	0	0	0	0	0	3
3:45	0	0	0	0	0	0	0	0	0	0	0	0	0	0
4:00	0	0	1	0	0	0	0	0	0	0	0	0	0	1
4:15	0	0	0	2	1	0	0	0	0	0	0	0	0	3
4:30	0	0	0	2	0	0	0	0	0	0	0	0	0	2
4:45	0	0	0	1	2	2	0	0	0	0	0	0	0	5
5:00	0	0	0	0	2	1	0	0	0	0	0	0	0	3
5:15	0	0	1	1	1	1	0	0	0	0	0	0	0	4
5:30	1	0	0	1	2	2	1	0	0	0	0	0	0	7
5:45	0	0	0	3	2	0	1	0	0	0	0	0	0	6
6:00	1	0	0	3	9	2	0	0	0	0	0	0	0	15
6:15	0	0	0	7	6	1	0	0	0	0	0	0	0	14
6:30	0	1	2	11	9	5	0	0	0	0	0	0	0	28
6:45	0	0	9	7	12	1	0	0	0	0	0	0	0	29
7:00	0	0	4	9	13	0	0	0	0	0	0	0	0	26
7:15	1	0	4	18	16	4	1	0	1	0	0	0	0	45
7:30	2	1	5	15	29	9	0	0	0	0	0	0	0	61
7:45	0	1	8	49	31	7	1	0	0	0	0	0	0	97
8:00	1	3	4	21	25	8	0	0	0	0	0	0	0	62
8:15	1	0	2	20	45	7	3	0	0	0	0	0	0	78
8:30	0	0	1	14	22	7	0	0	0	0	0	0	0	44
8:45	0	1	1	13	27	9	0	0	0	0	0	0	0	51
9:00	0	1	2	10	11	5	1	0	0	0	0	0	0	30
9:15	0	1	2	12	21	3	0	0	0	0	0	0	0	39
9:30	0	0	4	14	13	1	0	0	0	0	0	0	0	32
9:45	1	0	3	12	17	7	0	0	0	0	0	0	0	40
10:00	1	4	1	14	13	0	0	0	0	0	0	0	0	33
10:15	1	3	1	10	9	7	1	0	0	0	0	0	0	32
10:30	0	0	2	9	21	2	2	0	0	0	0	0	0	36
10:45	0	0	4	11	11	5	1	0	0	0	0	0	0	32
11:00	0	0	0	14	17	4	0	0	0	0	0	0	0	35
11:15	0	3	6	15	16	8	1	0	0	0	0	0	0	49
11:30	0	1	1	8	17	2	3	0	0	0	0	0	0	32
11:45	1	0	2	10	18	7	1	0	0	0	0	0	0	39
12:00 PM	0	1	2	13	15	6	1	0	0	0	0	0	0	38
12:15	0	2	0	11	21	3	2	0	0	0	0	0	0	39
12:30	1	1	6	15	18	5	1	0	0	0	0	0	0	47
12:45	0	2	2	13	23	7	0	0	0	0	0	0	0	47
13:00	0	1	4	16	26	5	0	0	0	0	0	0	0	52
13:15	0	1	7	19	5	3	0	0	0	0	0	0	0	35
13:30	0	1	2	18	19	9	2	0	0	0	0	0	0	51
13:45	2	0	1	13	20	8	0	0	0	0	0	0	0	44
14:00	0	1	3	10	14	4	0	0	0	0	0	0	0	32
14:15	0	0	7	20	20	7	3	0	0	0	0	0	0	57
14:30	0	0	0	25	35	4	2	0	0	0	0	0	0	66
14:45	0	1	5	21	18	5	0	0	0	0	0	0	0	50
15:00	0	4	5	22	24	4	0	0	0	0	0	0	0	59
15:15	0	2	4	25	18	6	0	0	0	0	0	0	0	55
15:30	2	0	5	15	29	3	0	0	0	0	0	0	0	54
15:45	2	8	6	19	22	8	0	0	0	0	0	0	0	65
16:00	0	2	5	15	22	12	0	0	0	0	0	0	0	56
16:15	1	1	3	18	19	7	0	0	0	0	0	0	0	49
16:30	0	2	3	8	23	8	0	0	0	0	0	0	0	44
16:45	2	0	3	15	18	7	0	0	0	0	0	0	0	45
17:00	2	0	3	8	13	5	0	0	0	0	0	0	0	31
17:15	0	0	7	12	22	6	0	0	0	0	0	0	0	47
17:30	0	1	3	14	24	5	1	0	0	0	0	0	0	48
17:45	2	2	4	9	22	8	0	0	0	0	0	0	0	47
18:00	0	0	5	23	19	1	1	0	0	0	0	0	0	49
18:15	0	3	1	20	19	1	0	0	0	0	0	0	0	44
18:30	0	0	2	17	17	1	0	0	0	0	0	0	0	37
18:45	0	2	2	12	11	2	1	0	0	0	0	0	0	30
19:00	1	1	2	7	18	5	0	0	0	0	0	0	0	34
19:15	0	1	2	9	16	4	0	0	0	0	0	0	0	32
19:30	0	0	0	5	13	1	1	1	0	0	0	0	0	21
19:45	0	0	0	6	11	3	2	0	0	0	0	0	0	22
20:00	0	1	1	6	9	6	0	0	0	0	0	0	0	23
20:15	0	1	2	6	8	2	0	0	0	0	0	0	0	19
20:30	0	0	1	2	5	2	2	0	0	0	0	0	0	12
20:45	0	0	0	10	13	2	0	0	0	0	0	0	0	25
21:00	0	1	1	1	8	3	0	0	0	0	0	0	0	14
21:15	0	0	0	1	11	1	0	0	0	0	0	0	0	13
21:30	0	0	1	3	5	3	0	0	0	0	0	0	0	12
21:45	0	1	0	1	6	3	1	0	0	0	0	0	0	12
22:00	0	1	0	4	5	0	0	0	0	0	0	0	0	10
22:15	0	0	1	0	7	0	0	1	0	0	0	0	0	9
22:30	1	0	1	2	3	0	0	0	0	0	0	0	0	7
22:45	0	0	1	0	4	1	1	0	0	0	0	0	0	7
23:00	0	1	0	0	1	0	0	0	0	0	0	0	0	2
23:15	0	1	1	0	0	0	0	0	0	0	0	0	0	2
23:30	0	0	0	3	5	1	0	0	0	0	0	0	0	9
23:45	0	0	0	1	2	0	0	0	0	0	0	0	0	3
Totals	**23**	**68**	**190**	**853**	**1156**	**309**	**38**	**2**	**1**					**2645**
% of Totals	1%	3%	7%	32%	44%	12%	1%	0%	0%					100%

AM Volumes	12	21	76	340	450	122	17	0	1	0	0	0	0	1039
% AM	0%	1%	3%	13%	17%	5%	1%		0%					39%
AM Peak Hour	7:15	9:30	6:45	7:30	7:30	7:30	11:30		6:30					7:30
Volume	4	7	22	105	130	31	7		1					298
PM Volumes	16	47	114	513	706	187	21	2	0	0	0	0	0	1606
% PM	1%	2%	4%	19%	27%	7%	1%	0%						61%
PM Peak Hour	15:30	15:00	15:00	14:30	14:15	15:45	13:30	18:45						15:00
Volume	5	14	20	93	97	35	5	1						233

Directional Peak Periods	AM 7-9			NOON 12-2			PM 4-6			Off Peak Volumes		
All Classes	Volume	⟷	%	Volume	⟷	%	Volume	⟷	%	Volume	⟷	%
	464		18%	353		13%	367		14%	1461		55%

Street Name	Direction	Percentiles					
		15th	50th	Average	85th	95th	ADT
W Verdugo Ave	East Bound	18	26	26	33	37	3639
W Verdugo Ave	West Bound	26	31	30	35	39	2645

Prepared by National Data & Surveying Services

SPEED

W Verdugo Ave Bet. S Glenwood Pl & Victory Blvd

Day: Thursday
Date: 1/19/2023

City: Burbank
Project #: CA23_020030_034

Summary

Time	< 15	15 - 19	20 - 24	25 - 29	30 - 34	35 - 39	40 - 44	45 - 49	50 - 54	55 - 59	60 - 64	65 - 69	70 +	Total
0:00 AM	0	0	1	0	3	0	0	0	0	0	0	0	0	4
0:15	1	0	0	1	1	0	1	0	0	0	0	0	0	4
0:30	0	1	2	1	3	1	0	0	0	0	0	0	0	8
0:45	0	0	0	1	2	1	0	0	0	0	0	0	0	4
1:00	0	0	0	0	1	1	0	0	0	0	0	0	0	2
1:15	0	1	0	0	2	1	0	0	0	0	0	0	0	4
1:30	0	0	0	3	1	2	0	0	0	0	0	0	0	6
1:45	0	0	0	2	1	0	0	0	0	0	0	0	0	3
2:00	0	0	0	1	1	0	0	0	0	0	0	0	0	2
2:15	0	0	2	0	1	1	0	0	0	0	0	0	0	4
2:30	0	0	0	1	0	1	0	0	0	0	0	0	0	2
2:45	0	0	0	1	0	0	0	0	0	0	0	0	0	1
3:00	0	0	1	2	1	0	1	0	0	0	0	0	0	5
3:15	0	0	0	0	0	0	0	0	0	0	0	0	0	0
3:30	0	0	2	1	0	1	0	0	0	0	0	0	0	4
3:45	0	0	1	0	1	0	0	0	0	0	0	0	0	2
4:00	0	0	2	0	0	0	0	0	0	0	0	0	0	2
4:15	0	0	0	3	1	0	0	0	0	0	0	0	0	4
4:30	0	0	0	2	2	0	0	0	0	0	0	0	0	4
4:45	0	0	3	4	4	3	0	0	1	0	0	0	0	15
5:00	0	0	0	0	2	2	0	0	0	0	0	0	0	4
5:15	0	0	1	1	3	2	0	0	0	0	0	0	0	7
5:30	1	1	0	1	4	4	1	0	0	0	0	0	0	12
5:45	0	0	2	7	9	3	1	0	0	0	0	0	0	22
6:00	1	0	1	10	15	6	0	0	0	0	0	0	0	33
6:15	0	1	2	12	18	11	0	0	0	0	0	0	0	44
6:30	0	3	6	14	14	6	0	1	0	0	0	0	0	44
6:45	0	2	12	11	21	2	0	1	0	0	0	0	0	49
7:00	0	3	8	17	18	3	1	0	0	0	0	0	0	50
7:15	1	3	9	30	26	7	1	0	1	0	0	0	0	78
7:30	5	12	25	35	41	13	2	0	0	0	0	0	0	133
7:45	2	15	38	81	47	10	2	0	0	0	0	0	0	195
8:00	2	5	13	40	38	11	0	0	0	0	0	0	0	109
8:15	3	5	16	37	58	12	6	0	0	0	0	0	0	137
8:30	3	6	13	33	44	13	0	1	0	0	0	0	0	113
8:45	11	8	11	28	37	10	1	0	0	0	0	0	0	106
9:00	6	4	8	19	21	12	2	0	1	0	0	0	0	73
9:15	2	8	10	26	34	6	0	0	0	0	0	0	0	86
9:30	6	7	11	25	27	3	0	0	0	0	0	0	0	79
9:45	5	8	10	27	27	12	0	0	0	0	0	0	0	89
10:00	3	5	13	25	25	2	2	0	0	0	0	0	0	75
10:15	3	6	7	21	30	13	1	0	0	0	0	0	0	81
10:30	4	6	12	24	38	10	2	0	0	0	0	0	0	96
10:45	1	3	11	26	20	6	1	0	0	0	0	0	0	68
11:00	4	4	10	38	20	9	2	0	0	0	0	0	0	87
11:15	2	4	14	30	32	18	2	0	0	0	0	0	0	102
11:30	0	5	17	23	30	7	3	0	0	0	0	0	0	85
11:45	2	3	13	32	36	11	1	0	0	0	0	0	0	98
12:00 PM	0	5	12	32	24	10	3	0	0	0	0	0	0	86
12:15	0	8	16	29	29	6	5	0	0	0	0	0	0	93
12:30	7	9	17	31	36	6	1	0	0	0	0	0	0	107
12:45	5	10	17	35	41	13	0	0	0	0	0	0	0	121
13:00	3	13	12	34	40	12	0	1	0	0	0	0	0	115
13:15	1	7	24	31	20	6	2	0	0	0	0	0	0	91
13:30	4	14	14	39	28	10	3	0	0	0	0	0	0	112
13:45	5	11	12	34	38	9	0	0	0	0	0	0	0	109
14:00	4	13	16	36	24	8	0	0	0	0	0	0	0	101
14:15	6	8	17	39	33	9	3	0	0	0	0	0	0	115
14:30	2	16	17	53	42	4	2	0	0	0	0	0	0	136
14:45	11	11	24	42	31	6	1	0	0	0	0	0	0	126
15:00	17	21	37	45	33	6	1	0	0	0	0	0	0	160
15:15	11	18	24	36	35	13	0	0	0	0	0	0	0	137
15:30	7	12	16	45	48	8	1	0	0	0	0	0	0	137
15:45	15	24	28	36	30	9	0	0	0	0	0	0	0	142
16:00	8	10	24	45	38	14	0	0	0	0	0	0	0	139
16:15	15	12	21	45	29	8	0	0	0	0	0	0	0	130
16:30	8	16	27	21	31	9	1	0	0	0	0	0	0	113
16:45	7	9	21	31	27	11	0	0	0	0	0	0	0	106
17:00	8	19	12	33	25	6	1	0	0	0	0	0	0	104
17:15	15	17	23	33	36	14	1	0	0	0	0	0	0	139
17:30	13	16	21	39	36	8	1	0	0	0	0	0	0	134
17:45	19	17	20	35	35	10	0	0	0	0	0	0	0	136
18:00	10	9	31	43	33	2	1	0	0	0	0	0	0	129
18:15	8	14	18	28	21	3	0	1	0	0	0	0	0	93
18:30	14	10	19	30	21	4	0	0	0	0	0	0	0	98
18:45	7	10	16	35	22	4	1	0	0	0	0	0	0	95
19:00	6	8	13	26	25	7	0	0	0	0	0	0	0	85
19:15	2	10	14	23	33	7	0	0	0	0	0	0	0	89
19:30	1	5	11	21	26	3	1	1	0	0	0	0	0	69
19:45	0	2	7	19	18	4	2	0	0	0	0	0	0	52
20:00	1	4	6	13	22	11	0	0	0	0	0	0	0	57
20:15	0	4	5	19	13	3	0	0	0	0	0	0	0	44
20:30	1	1	5	12	13	3	3	0	0	0	0	0	0	38
20:45	0	0	3	16	19	2	0	0	0	0	0	0	0	40
21:00	1	2	7	5	16	7	0	0	0	0	0	0	0	38
21:15	0	2	3	9	17	4	1	0	0	0	0	0	0	36
21:30	0	0	3	8	14	9	0	0	0	0	0	0	0	34
21:45	1	1	1	9	9	7	1	0	0	0	0	0	0	29
22:00	1	2	1	9	14	2	0	0	0	0	0	0	0	29
22:15	1	2	4	7	13	2	0	1	0	0	0	0	0	30
22:30	1	0	2	4	5	0	0	0	0	0	0	0	0	12
22:45	1	0	3	3	6	1	1	0	0	0	0	0	0	15
23:00	0	1	1	1	4	1	0	1	1	0	0	0	0	10
23:15	0	2	3	4	4	0	0	0	0	0	0	0	0	13
23:30	0	0	1	6	6	3	0	0	0	0	0	0	0	16
23:45	0	1	1	2	5	0	0	0	0	0	0	0	0	9
Totals	315	535	957	1927	1928	540	70	8	4					6284
% of Totals	5%	9%	15%	31%	31%	9%	1%	0%	0%					100%

AM Volumes	68	129	307	696	760	236	33	3	3	0	0	0	0	2235
% AM	1%	2%	5%	11%	12%	4%	1%	0%	0%					36%
AM Peak Hour	8:45	7:30	7:30	7:30	7:45	8:15	11:30	6:00	4:00					7:30
Volume	25	37	92	193	187	47	12	2	1					574
PM Volumes	247	406	650	1231	1168	304	37	5	1	0	0	0	0	4049
% PM	4%	6%	10%	20%	19%	5%	1%	0%	0%					64%
PM Peak Hour	17:15	15:00	15:00	14:15	15:15	15:15	12:00	22:15	22:15					15:00
Volume	57	75	105	179	151	44	9	2	1					576

Directional Peak Periods	AM 7-9			NOON 12-2			PM 4-6			Off Peak Volumes		
All Classes	Volume	⟷	%	Volume	⟷	%	Volume	⟷	%	Volume	⟷	%
	921	⟷	15%	834	⟷	13%	1001	⟷	16%	3528	⟷	56%

Street Name	Direction	Percentiles					
		15th	50th	Average	85th	95th	ADT
W Verdugo Ave	Summary	20	28	28	34	38	6284

Prepared by National Data & Surveying Services

SPEED

W Verdugo Ave Bet. S Glenwood Pl & Victory Blvd

Day: Thursday
Date: 1/19/2023

City: Burbank
Project #: CA23_020030_034e

East Bound

Time	< 15	15 - 19	20 - 24	25 - 29	30 - 34	35 - 39	40 - 44	45 - 49	50 - 54	55 - 59	60 - 64	65 - 69	70 +	Total
0:00 AM	0	0	2	2	3	1	1	0	0	0	0	0	0	9
1:00	0	1	0	4	1	2	0	0	0	0	0	0	0	8
2:00	0	0	0	2	1	0	0	0	0	0	0	0	0	3
3:00	0	0	1	2	1	1	1	0	0	0	0	0	0	6
4:00	0	0	4	4	4	1	0	0	1	0	0	0	0	14
5:00	0	1	2	4	11	7	0	0	0	0	0	0	0	25
6:00	0	5	10	19	32	16	0	2	0	0	0	0	0	84
7:00	5	31	59	72	43	13	4	0	0	0	0	0	0	227
8:00	17	20	45	70	58	15	4	1	0	0	0	0	0	230
9:00	18	25	28	49	47	17	1	0	1	0	0	0	0	186
10:00	9	13	35	52	59	17	2	0	0	0	0	0	0	187
11:00	7	12	45	76	50	24	3	0	0	0	0	0	0	217
12:00 PM	11	26	52	75	53	14	5	0	0	0	0	0	0	236
13:00	11	42	48	72	56	12	3	1	0	0	0	0	0	245
14:00	23	46	59	94	43	7	1	0	0	0	0	0	0	273
15:00	46	61	85	81	53	15	2	0	0	0	0	0	0	343
16:00	35	42	79	86	43	8	1	0	0	0	0	0	0	294
17:00	51	66	59	97	51	14	2	0	0	0	0	0	0	340
18:00	39	38	74	64	31	8	0	1	0	0	0	0	0	255
19:00	8	23	41	62	44	8	0	0	0	0	0	0	0	186
20:00	2	7	15	36	32	7	1	0	0	0	0	0	0	100
21:00	2	3	12	25	26	17	1	0	0	0	0	0	0	86
22:00	3	3	7	17	19	4	0	0	0	0	0	0	0	53
23:00	0	2	5	9	11	3	0	1	1	0	0	0	0	32
Totals	287	467	767	1074	772	231	32	6	3					3639
% of Totals	8%	13%	21%	30%	21%	6%	1%	0%	0%					100%

AM Volumes	56	108	231	356	310	114	16	3	2	0	0	0	0	1196
% AM	2%	3%	6%	10%	9%	3%	0%	0%	0%					33%
AM Peak Hour	9:00	7:00	7:00	11:00	10:00	11:00	7:00	6:00	4:00					8:00
Volume	18	31	59	76	59	24	4	2	1					230
PM Volumes	231	359	536	718	462	117	16	3	1	0	0	0	0	2443
% PM	6%	10%	15%	20%	13%	3%	0%	0%	0%					67%
PM Peak Hour	17:00	17:00	15:00	17:00	13:00	21:00	12:00	13:00	23:00					15:00
Volume	51	66	85	97	56	17	5	1	1					343

Directional Peak Periods	AM 7-9			NOON 12-2			PM 4-6			Off Peak Volumes		
All Speeds	Volume		%	Volume		%	Volume		%	Volume		%
	457	↔	13%	481	↔	13%	634	↔	17%	2067	↔	57%

Street Name	Direction	Percentiles					
		15th	50th	Average	85th	95th	ADT
W Verdugo Ave	East Bound	18	26	26	33	37	3639
W Verdugo Ave	West Bound	26	31	30	35	39	2645

Prepared by National Data & Surveying Services

SPEED

W Verdugo Ave Bet. S Glenwood Pl & Victory Blvd

Day: Thursday
Date: 1/19/2023

City: Burbank
Project #: CA23_020030_034w

West Bound

Time	< 15	15 - 19	20 - 24	25 - 29	30 - 34	35 - 39	40 - 44	45 - 49	50 - 54	55 - 59	60 - 64	65 - 69	70 +	Total
0:00 AM	1	1	1	1	6	1	0	0	0	0	0	0	0	11
1:00	0	0	0	1	4	2	0	0	0	0	0	0	0	7
2:00	0	0	2	1	1	2	0	0	0	0	0	0	0	6
3:00	0	0	3	1	1	0	0	0	0	0	0	0	0	5
4:00	0	0	1	5	3	2	0	0	0	0	0	0	0	11
5:00	1	0	1	5	7	4	2	0	0	0	0	0	0	20
6:00	1	1	11	28	36	9	0	0	0	0	0	0	0	86
7:00	3	2	21	91	89	20	2	0	1	0	0	0	0	229
8:00	2	4	8	68	119	31	3	0	0	0	0	0	0	235
9:00	1	2	11	48	62	16	1	0	0	0	0	0	0	141
10:00	2	7	8	44	54	14	4	0	0	0	0	0	0	133
11:00	1	4	9	47	68	21	5	0	0	0	0	0	0	155
12:00 PM	1	6	10	52	77	21	4	0	0	0	0	0	0	171
13:00	2	3	14	66	70	25	2	0	0	0	0	0	0	182
14:00	0	2	15	76	87	20	5	0	0	0	0	0	0	205
15:00	4	14	20	81	93	21	0	0	0	0	0	0	0	233
16:00	3	5	14	56	82	34	0	0	0	0	0	0	0	194
17:00	4	3	17	43	81	24	1	0	0	0	0	0	0	173
18:00	0	5	10	72	66	5	2	0	0	0	0	0	0	160
19:00	1	2	4	27	58	13	3	1	0	0	0	0	0	109
20:00	0	2	4	24	35	12	2	0	0	0	0	0	0	79
21:00	0	2	2	6	30	10	1	0	0	0	0	0	0	51
22:00	1	1	3	6	19	1	1	1	0	0	0	0	0	33
23:00	0	2	1	4	8	1	0	0	0	0	0	0	0	16
Totals	28	68	190	853	1156	309	38	2	1					2645
% of Totals	1%	3%	7%	32%	44%	12%	1%	0%	0%					100%

AM Volumes	12	21	76	340	450	122	17	0	1	0	0	0	0	1039
% AM	0%	1%	3%	13%	17%	5%	1%		0%					39%
AM Peak Hour	7:00	10:00	7:00	7:00	8:00	8:00	11:00		7:00					8:00
Volume	3	7	21	91	119	31	5		1					235
PM Volumes	16	47	114	513	706	187	21	2	0	0	0	0	0	1606
% PM	1%	2%	4%	19%	27%	7%	1%	0%						61%
PM Peak Hour	15:00	15:00	15:00	15:00	15:00	16:00	14:00	19:00						15:00
Volume	4	14	20	81	93	34	5	1						233

Directional Peak Periods	AM 7-9			NOON 12-2			PM 4-6			Off Peak Volumes		
All Speeds	Volume		%	Volume		%	Volume		%	Volume		%
	464	↔	18%	353	↔	13%	367	↔	14%	1461	↔	55%

Street Name	Direction	Percentiles					
		15th	50th	Average	85th	95th	ADT
W Verdugo Ave	East Bound	18	26	26	33	37	3639
W Verdugo Ave	West Bound	26	31	30	35	39	2645

Prepared by National Data & Surveying Services

SPEED

W Verdugo Ave Bet. S Glenwood Pl & Victory Blvd

Day: Thursday
Date: 1/19/2023

City: Burbank
Project #: CA23_020030_034

Summary

Time	< 15	15 - 19	20 - 24	25 - 29	30 - 34	35 - 39	40 - 44	45 - 49	50 - 54	55 - 59	60 - 64	65 - 69	70 +	Total
0:00 AM	1	1	3	3	9	2	1	0	0	0	0	0	0	20
1:00	0	1	0	5	5	4	0	0	0	0	0	0	0	15
2:00	0	0	2	3	2	2	0	0	0	0	0	0	0	9
3:00	0	0	4	3	2	1	1	0	0	0	0	0	0	11
4:00	0	0	5	9	7	3	0	0	1	0	0	0	0	25
5:00	1	1	3	9	18	11	2	0	0	0	0	0	0	45
6:00	1	6	21	47	68	25	0	2	0	0	0	0	0	170
7:00	8	33	80	163	132	33	6	0	1	0	0	0	0	456
8:00	19	24	53	138	177	46	7	1	0	0	0	0	0	465
9:00	19	27	39	97	109	33	2	0	1	0	0	0	0	327
10:00	11	20	43	96	113	31	6	0	0	0	0	0	0	320
11:00	8	16	54	123	118	45	8	0	0	0	0	0	0	372
12:00 PM	12	32	62	127	130	35	9	0	0	0	0	0	0	407
13:00	13	45	62	138	126	37	5	1	0	0	0	0	0	427
14:00	23	48	74	170	130	27	6	0	0	0	0	0	0	478
15:00	50	75	105	162	146	36	2	0	0	0	0	0	0	576
16:00	38	47	93	142	125	42	1	0	0	0	0	0	0	488
17:00	55	69	76	140	132	38	3	0	0	0	0	0	0	513
18:00	39	43	84	136	97	13	2	1	0	0	0	0	0	415
19:00	9	25	45	89	102	21	3	1	0	0	0	0	0	295
20:00	2	9	19	60	67	19	3	0	0	0	0	0	0	179
21:00	2	5	14	31	56	27	2	0	0	0	0	0	0	137
22:00	4	4	10	23	38	5	1	1	0	0	0	0	0	86
23:00	0	4	6	13	19	4	0	1	1	0	0	0	0	48
Totals	315	535	957	1927	1928	540	70	8	4					6284
% of Totals	5%	9%	15%	31%	31%	9%	1%	0%	0%					100%

AM Volumes	68	129	307	696	760	236	33	3	3	0	0	0	0	2235
% AM	1%	2%	5%	11%	12%	4%	1%	0%	0%					36%
AM Peak Hour	8:00	7:00	7:00	7:00	8:00	8:00	11:00	6:00	4:00					8:00
Volume	19	33	80	163	177	46	8	2	1					465
PM Volumes	247	406	650	1231	1168	304	37	5	1	0	0	0	0	4049
% PM	4%	6%	10%	20%	19%	5%	1%	0%	0%					64%
PM Peak Hour	17:00	15:00	15:00	14:00	15:00	16:00	12:00	13:00	23:00					15:00
Volume	55	75	105	170	146	42	9	1	1					576

Directional Peak Periods	AM 7-9			NOON 12-2			PM 4-6			Off Peak Volumes		
All Speeds	Volume		%	Volume		%	Volume		%	Volume		%
	921	↔	15%	834	↔	13%	1001	↔	16%	3528	↔	56%

Street Name	Direction	Percentiles					
		15th	50th	Average	85th	95th	ADT
W Verdugo Ave	Summary	20	28	28	34	38	6284

Prepared by NDS/ATD

Prepared by National Data & Surveying Services

VOLUME

W Verdugo Ave Bet. S Glenwood Pl & Victory Blvd

Day: Thursday
Date: 1/19/2023

City: Burbank
Project #: CA23_020030_034

DAILY TOTALS	NB	SB	EB	WB	Total
	0	0	3,639	2,645	6,284

AM Period	NB	SB	EB		WB		TOTAL		PM Period	NB	SB	EB		WB		TOTAL	
0:00	0	0	1		3		4		12:00	0	0	48		38		86	
0:15	0	0	3		1		4		12:15	0	0	54		39		93	
0:30	0	0	3		5		8		12:30	0	0	60		47		107	
0:45	0	0	2	9	2	11	4	20	12:45	0	0	74	236	47	171	121	407
1:00	0	0	1		1		2		13:00	0	0	63		52		115	
1:15	0	0	2		2		4		13:15	0	0	56		35		91	
1:30	0	0	4		2		6		13:30	0	0	61		51		112	
1:45	0	0	1	8	2	7	3	15	13:45	0	0	65	245	44	182	109	427
2:00	0	0	0		2		2		14:00	0	0	69		32		101	
2:15	0	0	1		3		4		14:15	0	0	58		57		115	
2:30	0	0	1		1		2		14:30	0	0	70		66		136	
2:45	0	0	1	3	0	6	1	9	14:45	0	0	76	273	50	205	126	478
3:00	0	0	3		2		5		15:00	0	0	101		59		160	
3:15	0	0	0		0				15:15	0	0	82		55		137	
3:30	0	0	1		3		4		15:30	0	0	83		54		137	
3:45	0	0	2	6	0	5	2	11	15:45	0	0	77	343	65	233	142	576
4:00	0	0	1		1		2		16:00	0	0	83		56		139	
4:15	0	0	1		3		4		16:15	0	0	81		49		130	
4:30	0	0	2		2		4		16:30	0	0	69		44		113	
4:45	0	0	10	14	5	11	15	25	16:45	0	0	61	294	45	194	106	488
5:00	0	0	1		3		4		17:00	0	0	73		31		104	
5:15	0	0	3		4		7		17:15	0	0	92		47		139	
5:30	0	0	5		7		12		17:30	0	0	86		48		134	
5:45	0	0	16	25	6	20	22	45	17:45	0	0	89	340	47	173	136	513
6:00	0	0	18		15		33		18:00	0	0	80		49		129	
6:15	0	0	30		14		44		18:15	0	0	49		44		93	
6:30	0	0	16		28		44		18:30	0	0	61		37		98	
6:45	0	0	20	84	29	86	49	170	18:45	0	0	65	255	30	160	95	415
7:00	0	0	24		26		50		19:00	0	0	51		34		85	
7:15	0	0	33		45		78		19:15	0	0	57		32		89	
7:30	0	0	72		61		133		19:30	0	0	48		21		69	
7:45	0	0	98	227	97	229	195	456	19:45	0	0	30	186	22	109	52	295
8:00	0	0	47		62		109		20:00	0	0	34		23		57	
8:15	0	0	59		78		137		20:15	0	0	25		19		44	
8:30	0	0	69		44		113		20:30	0	0	26		12		38	
8:45	0	0	55	230	51	235	106	465	20:45	0	0	15	100	25	79	40	179
9:00	0	0	43		30		73		21:00	0	0	24		14		38	
9:15	0	0	47		39		86		21:15	0	0	23		13		36	
9:30	0	0	47		32		79		21:30	0	0	22		12		34	
9:45	0	0	49	186	40	141	89	327	21:45	0	0	17	86	12	51	29	137
10:00	0	0	42		33		75		22:00	0	0	19		10		29	
10:15	0	0	49		32		81		22:15	0	0	21		9		30	
10:30	0	0	60		36		96		22:30	0	0	5		7		12	
10:45	0	0	36	187	32	133	68	320	22:45	0	0	8	53	7	33	15	86
11:00	0	0	52		35		87		23:00	0	0	8		2		10	
11:15	0	0	53		49		102		23:15	0	0	11		2		13	
11:30	0	0	53		32		85		23:30	0	0	7		9		16	
11:45	0	0	59	217	39	155	98	372	23:45	0	0	6	32	3	16	9	48
TOTALS				1196		1039		**2235**	**TOTALS**				2443		1606		**4049**
SPLIT %				53.5%		46.5%		**35.6%**	**SPLIT %**				60.3%		39.7%		**64.4%**

DAILY TOTALS	NB	SB	EB	WB	Total
	0	0	3,639	2,645	6,284

AM Peak Hour			7:30	7:30	**7:30**	**PM Peak Hour**			17:15	15:00	**15:00**
AM Pk Volume			276	298	**574**	**PM Pk Volume**			347	233	**576**
Pk Hr Factor			0.704	0.768	**0.736**	**Pk Hr Factor**			0.943	0.896	**0.900**
7 - 9 Volume	0	0	457	464	**921**	**4 - 6 Volume**	0	0	634	367	**1001**
7 - 9 Peak Hour			7:30	7:30	**7:30**	**4 - 6 Peak Hour**			17:00	16:00	**17:00**
7 - 9 Pk Volume	0	0	276	298	**574**	**4 - 6 Pk Volume**	0	0	340	194	**513**
Pk Hr Factor	0.000	0.000	0.704	0.768	**0.736**	**Pk Hr Factor**	0.000	0.000	0.924	0.866	**0.923**

Prepared by NDS/ATD

Project #: CA23_020030_034 **City:** Burbank

Location: W Verdugo Ave Bet. S Glenwood Pl & **Date:** 1/19/2023

Prepared by National Data & Surveying Services

SPEED

W Angeleno Ave Bet. S Glenwood Pl & Victory Blvd

Day: Tuesday
Date: 1/17/2023

City: Burbank
Project #: CA23_020030_033e

East Bound

Time	< 15	15 - 19	20 - 24	25 - 29	30 - 34	35 - 39	40 - 44	45 - 49	50 - 54	55 - 59	60 - 64	65 - 69	70 +	Total
0:00 AM	0	0	0	1	0	0	0	0	0	0	0	0	0	1
0:15	0	0	0	0	0	0	0	0	0	0	0	0	0	0
0:30	0	0	0	0	0	0	0	0	0	0	0	0	0	0
0:45	0	0	0	0	0	0	0	0	0	0	0	0	0	0
1:00	0	0	0	0	0	0	0	0	0	0	0	0	0	0
1:15	0	0	0	0	0	0	0	0	0	0	0	0	0	0
1:30	0	0	0	0	0	0	0	0	0	0	0	0	0	0
1:45	0	0	0	0	0	0	0	0	0	0	0	0	0	0
2:00	0	0	0	0	0	0	0	0	0	0	0	0	0	0
2:15	0	0	0	0	0	0	0	0	0	0	0	0	0	0
2:30	0	0	0	0	0	0	0	0	0	0	0	0	0	0
2:45	0	0	0	0	0	0	0	0	0	0	0	0	0	0
3:00	0	0	0	0	0	0	0	0	0	0	0	0	0	0
3:15	0	0	0	0	0	0	0	0	0	0	0	0	0	0
3:30	0	0	0	0	0	0	0	0	0	0	0	0	0	0
3:45	0	0	0	0	0	0	0	0	0	0	0	0	0	0
4:00	0	1	0	0	0	0	0	0	0	0	0	0	0	1
4:15	0	1	0	0	0	0	0	0	0	0	0	0	0	1
4:30	0	0	0	0	0	0	0	0	0	0	0	0	0	0
4:45	0	0	1	0	0	0	0	0	0	0	0	0	0	1
5:00	0	1	0	0	0	0	0	0	0	0	0	0	0	1
5:15	1	0	0	0	0	0	0	0	0	0	0	0	0	1
5:30	1	1	0	0	0	0	0	0	0	0	0	0	0	2
5:45	1	0	2	1	0	0	0	0	0	0	0	0	0	4
6:00	1	1	1	1	0	0	0	0	0	0	0	0	0	4
6:15	1	1	1	1	0	0	0	0	0	0	0	0	0	4
6:30	0	0	2	1	0	0	0	0	0	0	0	0	0	3
6:45	0	3	2	0	0	0	0	0	0	0	0	0	0	5
7:00	1	1	1	1	0	1	0	0	0	0	0	0	0	5
7:15	2	1	1	0	1	0	0	0	0	0	0	0	0	5
7:30	4	2	6	4	0	0	1	0	0	0	0	0	0	17
7:45	1	3	3	1	0	0	0	0	0	0	0	0	0	8
8:00	1	2	5	1	0	0	0	0	0	0	0	0	0	9
8:15	0	4	2	0	1	1	0	0	0	0	0	0	0	8
8:30	0	1	3	1	1	0	0	0	0	0	0	0	0	6
8:45	1	0	2	1	4	0	0	0	0	0	0	0	0	8
9:00	1	0	0	1	0	0	0	0	0	0	0	0	0	2
9:15	1	0	2	1	0	0	0	0	0	0	0	0	0	4
9:30	1	2	3	0	1	0	0	0	0	0	0	0	0	7
9:45	2	1	2	1	1	0	0	0	0	0	0	0	0	7
10:00	1	1	2	0	1	1	0	0	0	0	0	0	0	6
10:15	0	0	0	1	0	0	0	0	0	0	0	0	0	1
10:30	1	1	2	0	0	0	0	0	0	0	0	0	0	4
10:45	1	2	2	0	0	0	0	0	0	0	0	0	0	5
11:00	0	2	1	1	0	0	0	0	0	0	0	0	0	4
11:15	2	2	3	1	0	0	0	0	0	0	0	0	0	8
11:30	1	0	3	0	1	0	0	0	0	0	0	0	0	5
11:45	4	0	3	4	1	0	0	0	0	0	0	0	0	12
12:00 PM	1	0	1	1	0	0	0	0	0	0	0	0	0	3
12:15	0	0	1	0	0	1	0	0	0	0	0	0	0	2
12:30	0	2	0	4	0	0	0	0	0	0	0	0	0	6
12:45	0	3	2	0	1	0	0	0	0	0	0	0	0	6
13:00	0	2	0	1	0	0	0	0	0	0	0	0	0	3
13:15	1	0	1	0	0	0	0	0	0	0	0	0	0	2
13:30	1	2	1	0	0	0	0	0	0	0	0	0	0	4
13:45	2	3	0	0	1	0	0	0	0	0	0	0	0	6
14:00	0	0	2	0	0	0	0	0	0	0	0	0	0	2
14:15	2	3	1	2	0	0	0	0	0	0	0	0	0	8
14:30	1	0	3	2	0	0	0	0	0	0	0	0	0	6
14:45	0	2	0	2	0	0	0	0	0	0	0	0	0	4
15:00	0	0	2	1	0	0	0	0	0	0	0	0	0	3
15:15	0	0	0	1	0	0	0	0	0	0	0	0	0	1
15:30	1	1	2	1	1	0	0	0	0	0	0	0	0	6
15:45	0	1	2	2	4	0	0	0	0	0	0	0	0	9
16:00	3	0	1	1	2	0	0	0	0	0	0	0	0	7
16:15	2	2	3	0	0	0	0	0	0	0	0	0	0	7
16:30	2	2	2	0	0	0	0	0	0	0	0	0	0	6
16:45	1	3	3	1	0	0	0	0	0	0	0	0	0	8
17:00	3	0	2	4	0	0	0	0	0	0	0	0	0	9
17:15	0	2	2	1	0	0	1	0	0	0	0	0	0	6
17:30	2	5	3	0	0	0	0	0	0	0	0	0	0	10
17:45	1	2	2	2	1	0	0	0	0	0	0	0	0	8
18:00	2	0	2	1	0	0	0	0	0	0	0	0	0	5
18:15	1	1	0	1	0	0	0	0	0	0	0	0	0	3
18:30	0	0	2	0	2	0	0	0	0	0	0	0	0	4
18:45	0	0	4	1	0	0	0	0	0	0	0	0	0	5
19:00	0	1	2	0	0	0	0	0	0	0	0	0	0	3
19:15	1	1	4	0	0	0	0	0	0	0	0	0	0	6
19:30	0	2	1	0	0	0	0	0	0	0	0	0	0	3
19:45	0	1	1	0	2	0	0	0	0	0	0	0	0	4
20:00	0	0	0	2	0	0	0	0	0	0	0	0	0	2
20:15	0	0	3	1	0	0	0	0	0	0	0	0	0	4
20:30	1	1	0	1	0	0	0	0	0	0	0	0	0	3
20:45	0	1	0	2	0	0	0	0	0	0	0	0	0	3
21:00	0	2	1	0	0	0	0	0	0	0	0	0	0	3
21:15	0	0	2	0	0	0	0	0	0	0	0	0	0	2
21:30	0	1	0	1	0	0	0	0	0	0	0	0	0	2
21:45	1	2	0	0	0	0	0	0	0	0	0	0	0	3
22:00	0	1	2	1	0	0	0	0	0	0	0	0	0	4
22:15	0	0	1	0	0	0	0	0	0	0	0	0	0	1
22:30	1	0	1	0	0	0	0	0	0	0	0	0	0	2
22:45	1	0	1	0	0	0	0	0	0	0	0	0	0	2
23:00	1	0	0	0	1	0	0	0	0	0	0	0	0	2
23:15	0	0	0	0	0	0	0	0	0	0	0	0	0	0
23:30	0	0	0	1	0	0	0	0	0	0	0	0	0	1
23:45	0	0	0	0	0	0	0	0	0	0	0	0	0	0
Totals	62	83	113	62	27	4	2							353
% of Totals	17%	23%	33%	17%	8%	1%	1%							100%

AM Volumes	30	34	55	24	12	3	1	0	0	0	0	0	0	159
% AM	8%	9%	15%	7%	3%	1%	0%							44%
AM Peak Hour	7:00	7:30	7:30	11:45	8:00	6:15	6:45							7:30
Volume	8	11	16	9	6	1	1							42
PM Volumes	32	49	63	38	15	1	1	0	0	0	0	0	0	199
% PM	9%	14%	18%	11%	4%	0%	0%							56%
PM Peak Hour	16:00	16:45	18:30	14:15	15:15	12:00	16:30							16:45
Volume	8	10	12	7	7	1	1							33

Directional Peak Periods	AM 7-9			NOON 12-2			PM 4-6			Off Peak Volumes		
All Classes	Volume	⟷	%	Volume	⟷	%	Volume	⟷	%	Volume	⟷	%
	66	⟷	18%	32	⟷	9%	61	⟷	17%	199	⟷	56%

Street Name	Direction	Percentiles					
		15th	50th	Average	85th	95th	ADT
W Angeleno Ave	East Bound	14	21	21	28	33	358
W Angeleno Ave	West Bound	13	20	20	27	31	401

Prepared by National Data & Surveying Services

SPEED

W Angeleno Ave Bet. S Glenwood Pl & Victory Blvd

Day: Tuesday
Date: 1/17/2023

City: Burbank
Project #: CA23_020030_033w

West Bound

Time	< 15	15 - 19	20 - 24	25 - 29	30 - 34	35 - 39	40 - 44	45 - 49	50 - 54	55 - 59	60 - 64	65 - 69	70 +	Total
0:00 AM	0	0	0	1	0	0	0	0	0	0	0	0	0	1
0:15	0	0	1	1	0	0	0	0	0	0	0	0	0	2
0:30	0	0	1	1	0	0	0	0	0	0	0	0	0	2
0:45	0	0	0	0	0	0	0	0	0	0	0	0	0	0
1:00	0	1	0	0	0	0	0	0	0	0	0	0	0	1
1:15	0	0	0	0	0	0	0	0	0	0	0	0	0	0
1:30	0	0	1	0	0	0	0	0	0	0	0	0	0	1
1:45	0	0	0	0	0	0	0	0	0	0	0	0	0	0
2:00	0	0	0	0	0	0	0	0	0	0	0	0	0	0
2:15	0	0	0	0	0	0	0	0	0	0	0	0	0	0
2:30	0	0	0	0	0	0	0	0	0	0	0	0	0	0
2:45	0	0	0	0	0	0	0	0	0	0	0	0	0	0
3:00	0	0	0	0	0	0	0	0	0	0	0	0	0	0
3:15	0	0	0	0	0	0	0	0	0	0	0	0	0	0
3:30	0	0	0	0	0	0	0	0	0	0	0	0	0	0
3:45	0	0	0	0	0	0	0	0	0	0	0	0	0	0
4:00	0	1	0	0	0	0	0	0	0	0	0	0	0	1
4:15	0	0	0	0	0	0	0	0	0	0	0	0	0	0
4:30	0	0	0	0	0	0	0	0	0	0	0	0	0	0
4:45	0	0	0	0	0	0	0	0	0	0	0	0	0	0
5:00	0	0	0	0	0	0	0	0	0	0	0	0	0	0
5:15	0	0	0	0	0	0	0	0	0	0	0	0	0	0
5:30	0	0	1	0	0	0	0	0	0	0	0	0	0	1
5:45	0	0	0	0	0	0	0	0	0	0	0	0	0	0
6:00	0	0	0	0	0	0	0	0	0	0	0	0	0	0
6:15	0	0	0	0	0	0	0	0	0	0	0	0	0	0
6:30	0	1	0	0	0	0	0	0	0	0	0	0	0	1
6:45	1	1	0	0	0	0	0	0	0	0	0	0	0	2
7:00	2	0	1	0	0	0	0	0	0	0	0	0	0	3
7:15	3	3	0	0	0	0	0	0	0	0	0	0	0	6
7:30	1	0	1	2	0	0	0	0	0	0	0	0	0	4
7:45	1	3	1	1	0	0	0	0	0	0	0	0	0	6
8:00	0	2	2	0	0	0	0	0	0	0	0	0	0	4
8:15	4	2	2	2	2	0	0	0	0	0	0	0	0	12
8:30	1	2	1	0	0	0	0	0	0	0	0	0	0	4
8:45	1	1	1	0	0	0	0	0	0	0	0	0	0	3
9:00	0	1	0	1	1	0	0	0	0	0	0	0	0	3
9:15	2	1	2	0	0	0	0	0	0	0	0	0	0	5
9:30	1	2	2	1	0	0	0	0	0	0	0	0	0	6
9:45	0	1	2	2	0	0	0	0	0	0	0	0	0	5
10:00	1	0	2	2	0	0	0	0	0	0	0	0	0	5
10:15	1	0	2	0	0	0	0	0	0	0	0	0	0	3
10:30	0	0	1	0	0	0	0	0	0	0	0	0	0	1
10:45	1	1	1	1	1	1	0	0	0	0	0	0	0	6
11:00	0	2	4	2	0	0	0	0	0	0	0	0	0	8
11:15	2	2	1	0	0	0	0	0	0	0	0	0	0	5
11:30	1	1	5	2	0	0	0	0	0	0	0	0	0	9
11:45	2	2	4	1	0	0	0	0	0	0	0	0	0	9
12:00 PM	3	2	2	0	0	0	0	0	0	0	0	0	0	7
12:15	0	2	1	3	0	0	0	0	0	0	0	0	0	6
12:30	0	0	2	5	1	2	0	0	0	0	0	0	0	10
12:45	0	1	0	0	2	0	0	0	0	0	0	0	0	3
13:00	1	0	0	1	0	0	0	0	0	0	0	0	0	2
13:15	0	1	2	1	1	0	0	0	0	0	0	0	0	5
13:30	0	1	1	1	0	0	0	0	0	0	0	0	0	3
13:45	0	0	0	1	1	0	0	0	0	0	0	0	0	2
14:00	1	3	2	1	0	0	0	0	0	0	0	0	0	7
14:15	4	1	4	0	0	0	0	0	0	0	0	0	0	9
14:30	1	1	2	0	0	0	0	0	0	0	0	0	0	4
14:45	1	2	3	0	0	0	0	0	0	0	0	0	0	6
15:00	1	1	4	0	0	0	0	0	0	0	0	0	0	6
15:15	2	3	3	0	1	0	0	0	0	0	0	0	0	9
15:30	0	6	1	0	0	0	0	0	0	0	0	0	0	7
15:45	0	2	2	1	1	0	0	0	0	0	0	0	0	6
16:00	2	1	3	2	1	0	0	0	0	0	0	0	0	9
16:15	2	5	0	0	0	0	0	0	0	0	0	0	0	7
16:30	3	5	3	1	0	0	0	0	0	0	0	0	0	12
16:45	2	4	5	0	0	0	0	0	0	0	0	0	0	11
17:00	2	7	4	1	0	0	0	0	0	0	0	0	0	14
17:15	2	1	5	5	0	0	0	0	0	0	0	0	0	13
17:30	1	0	6	1	2	0	0	0	0	0	0	0	0	10
17:45	5	5	1	1	0	0	0	0	0	0	0	0	0	12
18:00	0	3	0	1	0	0	0	0	0	0	0	0	0	4
18:15	3	2	4	0	0	0	0	0	0	0	0	0	0	9
18:30	0	4	6	1	0	0	0	0	0	0	0	0	0	11
18:45	1	0	0	2	2	0	0	0	0	0	0	0	0	5
19:00	2	2	3	0	0	0	0	0	0	0	0	0	0	7
19:15	0	1	2	2	0	0	0	0	0	0	0	0	0	5
19:30	0	1	2	0	0	0	0	0	0	0	0	0	0	3
19:45	1	1	1	1	2	0	0	0	0	0	0	0	0	6
20:00	0	3	0	0	0	0	0	0	0	0	0	0	0	3
20:15	1	2	1	1	0	0	0	0	0	0	0	0	0	5
20:30	0	1	0	1	0	0	0	0	0	0	0	0	0	2
20:45	0	0	2	1	1	0	0	0	0	0	0	0	0	4
21:00	1	0	1	0	0	0	0	0	0	0	0	0	0	2
21:15	1	0	1	0	0	1	0	0	0	0	0	0	0	3
21:30	1	2	3	0	0	0	0	0	0	0	0	0	0	6
21:45	0	4	0	1	0	0	0	0	0	0	0	0	0	5
22:00	2	2	3	1	0	0	0	0	0	0	0	0	0	8
22:15	0	0	0	1	0	0	0	0	0	0	0	0	0	1
22:30	0	0	1	1	0	0	0	0	0	0	0	0	0	2
22:45	0	2	1	0	0	0	0	0	0	0	0	0	0	3
23:00	1	0	2	0	0	0	0	0	0	0	0	0	0	3
23:15	0	1	0	0	0	0	0	0	0	0	0	0	0	1
23:30	0	0	0	1	0	0	0	0	0	0	0	0	0	1
23:45	1	0	1	0	1	0	0	0	0	0	0	0	0	3
Totals	**73**	**115**	**129**	**60**	**20**	**4**								**401**
% of Totals	18%	29%	32%	15%	5%	1%								100%

AM Volumes	25	30	39	20	4	1	0	0	0	0	0	0	0	119
% AM	6%	7%	10%	5%	1%	0%								30%
AM Peak Hour	11:15	7:45	11:00	11:45	8:15	11:45								11:45
Volume	8	9	14	9	3	2								32
PM Volumes	48	85	90	40	16	3	0	0	0	0	0	0	0	282
% PM	12%	21%	22%	10%	4%	1%								70%
PM Peak Hour	17:00	16:15	16:45	12:15	12:30	12:00								16:30
Volume	10	21	20	9	4	2								50

Directional Peak Periods	AM 7-9			NOON 12-2			PM 4-6			Off Peak Volumes		
All Classes	Volume	⟷	%	Volume	⟷	%	Volume	⟷	%	Volume	⟷	%
	42	⟷	10%	38	⟷	9%	88	⟷	22%	233	⟷	58%

Street Name	Direction	Percentiles					
		15th	50th	Average	85th	95th	ADT
W Angeleno Ave	East Bound	14	21	21	28	33	358
W Angeleno Ave	West Bound	13	20	20	27	31	401

Prepared by National Data & Surveying Services

SPEED

W Angeleno Ave Bet. S Glenwood Pl & Victory Blvd

Day: Tuesday
Date: 1/17/2023

City: Burbank
Project #: CA23_020030_033

Summary

Time	< 15	15 - 19	20 - 24	25 - 29	30 - 34	35 - 39	40 - 44	45 - 49	50 - 54	55 - 59	60 - 64	65 - 69	70 +	Total
0:00 AM	0	0	0	2	0	0	0	0	0	0	0	0	0	2
0:15	0	0	1	1	0	0	0	0	0	0	0	0	0	2
0:30	0	0	1	1	0	0	0	0	0	0	0	0	0	2
0:45	0	0	0	0	0	0	0	0	0	0	0	0	0	0
1:00	0	1	0	0	0	0	0	0	0	0	0	0	0	1
1:15	0	0	0	0	0	0	0	0	0	0	0	0	0	0
1:30	0	0	1	0	0	0	0	0	0	0	0	0	0	1
1:45	0	0	0	0	0	0	0	0	0	0	0	0	0	0
2:00	0	0	0	0	0	0	0	0	0	0	0	0	0	0
2:15	0	0	0	0	0	0	0	0	0	0	0	0	0	0
2:30	0	0	0	0	0	0	0	0	0	0	0	0	0	0
2:45	0	0	0	0	0	0	0	0	0	0	0	0	0	0
3:00	0	0	0	0	0	0	0	0	0	0	0	0	0	0
3:15	0	0	0	0	0	0	0	0	0	0	0	0	0	0
3:30	0	0	0	0	0	0	0	0	0	0	0	0	0	0
3:45	0	0	0	0	0	0	0	0	0	0	0	0	0	0
4:00	0	2	0	0	0	0	0	0	0	0	0	0	0	2
4:15	0	1	0	0	0	0	0	0	0	0	0	0	0	1
4:30	0	0	0	0	0	0	0	0	0	0	0	0	0	0
4:45	0	0	1	0	0	0	0	0	0	0	0	0	0	1
5:00	0	1	0	0	0	0	0	0	0	0	0	0	0	1
5:15	1	0	0	0	0	0	0	0	0	0	0	0	0	1
5:30	1	1	1	0	0	0	0	0	0	0	0	0	0	3
5:45	1	0	2	1	0	0	0	0	0	0	0	0	0	4
6:00	1	1	1	1	0	0	0	0	0	0	0	0	0	4
6:15	1	1	1	1	0	0	0	0	0	0	0	0	0	4
6:30	0	1	2	1	0	0	0	0	0	0	0	0	0	4
6:45	1	4	2	0	0	0	0	0	0	0	0	0	0	7
7:00	3	1	2	1	0	1	0	0	0	0	0	0	0	8
7:15	5	4	1	0	1	0	0	0	0	0	0	0	0	11
7:30	5	2	7	6	0	0	1	0	0	0	0	0	0	21
7:45	2	6	4	2	0	0	0	0	0	0	0	0	0	14
8:00	1	4	7	1	0	0	0	0	0	0	0	0	0	13
8:15	4	6	4	2	3	1	0	0	0	0	0	0	0	20
8:30	1	3	4	1	1	0	0	0	0	0	0	0	0	10
8:45	2	1	3	1	4	0	0	0	0	0	0	0	0	11
9:00	1	1	0	2	1	0	0	0	0	0	0	0	0	5
9:15	3	1	4	1	0	0	0	0	0	0	0	0	0	9
9:30	2	4	5	1	1	0	0	0	0	0	0	0	0	13
9:45	2	2	4	3	1	0	0	0	0	0	0	0	0	12
10:00	2	1	4	2	1	1	0	0	0	0	0	0	0	11
10:15	1	0	2	1	0	0	0	0	0	0	0	0	0	4
10:30	1	1	3	0	0	0	0	0	0	0	0	0	0	5
10:45	2	3	3	1	1	1	0	0	0	0	0	0	0	11
11:00	0	4	5	3	0	0	0	0	0	0	0	0	0	12
11:15	4	4	4	1	0	0	0	0	0	0	0	0	0	13
11:30	2	1	8	2	1	0	0	0	0	0	0	0	0	14
11:45	6	2	7	5	1	0	0	0	0	0	0	0	0	21
12:00 PM	4	2	3	1	0	0	0	0	0	0	0	0	0	10
12:15	0	2	2	3	0	1	0	0	0	0	0	0	0	8
12:30	0	2	2	9	1	2	0	0	0	0	0	0	0	16
12:45	0	4	2	0	3	0	0	0	0	0	0	0	0	9
13:00	1	2	0	2	0	0	0	0	0	0	0	0	0	5
13:15	1	1	3	1	1	0	0	0	0	0	0	0	0	7
13:30	1	3	2	1	0	0	0	0	0	0	0	0	0	7
13:45	2	3	0	1	2	0	0	0	0	0	0	0	0	8
14:00	1	3	4	1	0	0	0	0	0	0	0	0	0	9
14:15	6	4	5	2	0	0	0	0	0	0	0	0	0	17
14:30	2	1	5	2	0	0	0	0	0	0	0	0	0	10
14:45	1	4	3	2	0	0	0	0	0	0	0	0	0	10
15:00	1	1	6	1	0	0	0	0	0	0	0	0	0	9
15:15	2	3	3	1	1	0	0	0	0	0	0	0	0	10
15:30	1	7	3	1	1	0	0	0	0	0	0	0	0	13
15:45	0	3	4	3	5	0	0	0	0	0	0	0	0	15
16:00	5	1	4	3	3	0	0	0	0	0	0	0	0	16
16:15	4	7	3	0	0	0	0	0	0	0	0	0	0	14
16:30	5	7	5	1	0	0	0	0	0	0	0	0	0	18
16:45	3	7	8	1	0	0	0	0	0	0	0	0	0	19
17:00	5	7	6	5	0	0	0	0	0	0	0	0	0	23
17:15	2	3	7	6	0	0	1	0	0	0	0	0	0	19
17:30	3	5	9	1	2	0	0	0	0	0	0	0	0	20
17:45	6	7	3	3	1	0	0	0	0	0	0	0	0	20
18:00	2	3	2	2	0	0	0	0	0	0	0	0	0	9
18:15	4	3	4	1	0	0	0	0	0	0	0	0	0	12
18:30	0	4	8	1	2	0	0	0	0	0	0	0	0	15
18:45	1	0	4	3	2	0	0	0	0	0	0	0	0	10
19:00	2	3	5	0	0	0	0	0	0	0	0	0	0	10
19:15	1	2	6	2	0	0	0	0	0	0	0	0	0	11
19:30	0	3	3	0	0	0	0	0	0	0	0	0	0	6
19:45	1	2	2	1	4	0	0	0	0	0	0	0	0	10
20:00	0	3	0	2	0	0	0	0	0	0	0	0	0	5
20:15	1	2	4	2	0	0	0	0	0	0	0	0	0	9
20:30	1	2	0	2	0	0	0	0	0	0	0	0	0	5
20:45	0	1	2	3	1	0	0	0	0	0	0	0	0	7
21:00	1	2	2	0	0	0	0	0	0	0	0	0	0	5
21:15	1	0	3	0	0	1	0	0	0	0	0	0	0	5
21:30	1	3	3	1	0	0	0	0	0	0	0	0	0	8
21:45	1	6	0	1	0	0	0	0	0	0	0	0	0	8
22:00	2	3	5	2	0	0	0	0	0	0	0	0	0	12
22:15	0	0	1	1	0	0	0	0	0	0	0	0	0	2
22:30	1	0	2	1	0	0	0	0	0	0	0	0	0	4
22:45	1	2	2	0	0	0	0	0	0	0	0	0	0	5
23:00	2	0	2	0	1	0	0	0	0	0	0	0	0	5
23:15	0	1	0	0	0	0	0	0	0	0	0	0	0	1
23:30	0	0	0	2	0	0	0	0	0	0	0	0	0	2
23:45	1	0	1	0	1	0	0	0	0	0	0	0	0	3
Totals	135	198	247	122	47	8	2							759
% of Totals	18%	26%	33%	16%	6%	1%	0%							100%

AM Volumes	55	64	94	44	16	4	1	0	0	0	0	0	0	278
% AM	7%	8%	12%	6%	2%	1%	0%							37%
AM Peak Hour	11:15	7:45	11:00	11:45	8:15	11:45	6:45							7:30
Volume	16	19	24	18	9	3	1							68
PM Volumes	80	134	153	78	31	4	1	0	0	0	0	0	0	481
% PM	11%	18%	20%	10%	4%	1%	0%							63%
PM Peak Hour	16:00	16:15	16:45	17:00	15:15	12:00	16:30							17:00
Volume	17	28	30	15	10	3	1							82

Directional Peak Periods	AM 7-9			NOON 12-2			PM 4-6			Off Peak Volumes		
All Classes	Volume	↔	%	Volume	↔	%	Volume	↔	%	Volume	↔	%
	108	↔	14%	70	↔	9%	149	↔	20%	432	↔	57%

Street Name	Direction	Percentiles					
		15th	50th	Average	85th	95th	ADT
W Angeleno Ave	Summary	13	21	21	28	32	759

Prepared by National Data & Surveying Services

SPEED

W Angeleno Ave Bet. S Glenwood Pl & Victory Blvd

Day: Tuesday
Date: 1/17/2023

City: Burbank
Project #: CA23_020030_033e

East Bound

Time	< 15	15 - 19	20 - 24	25 - 29	30 - 34	35 - 39	40 - 44	45 - 49	50 - 54	55 - 59	60 - 64	65 - 69	70 +	Total
0:00 AM	0	0	0	1	0	0	0	0	0	0	0	0	0	1
1:00	0	0	0	0	0	0	0	0	0	0	0	0	0	0
2:00	0	0	0	0	0	0	0	0	0	0	0	0	0	0
3:00	0	0	0	0	0	0	0	0	0	0	0	0	0	0
4:00	0	2	1	0	0	0	0	0	0	0	0	0	0	3
5:00	3	2	2	1	0	0	0	0	0	0	0	0	0	8
6:00	2	5	6	3	0	0	0	0	0	0	0	0	0	16
7:00	8	7	11	6	1	1	1	0	0	0	0	0	0	35
8:00	2	7	12	3	6	1	0	0	0	0	0	0	0	31
9:00	5	3	7	3	2	0	0	0	0	0	0	0	0	20
10:00	3	4	6	1	1	1	0	0	0	0	0	0	0	16
11:00	7	4	10	6	2	0	0	0	0	0	0	0	0	29
12:00 PM	1	5	4	5	1	1	0	0	0	0	0	0	0	17
13:00	4	7	2	1	1	0	0	0	0	0	0	0	0	15
14:00	3	5	6	6	0	0	0	0	0	0	0	0	0	20
15:00	1	2	6	5	5	0	0	0	0	0	0	0	0	19
16:00	8	7	9	2	2	0	0	0	0	0	0	0	0	28
17:00	6	9	9	7	1	0	1	0	0	0	0	0	0	33
18:00	3	1	8	3	2	0	0	0	0	0	0	0	0	17
19:00	1	5	8	0	2	0	0	0	0	0	0	0	0	16
20:00	1	2	3	6	0	0	0	0	0	0	0	0	0	12
21:00	1	5	3	1	0	0	0	0	0	0	0	0	0	10
22:00	2	1	5	1	0	0	0	0	0	0	0	0	0	9
23:00	1	0	0	1	1	0	0	0	0	0	0	0	0	3
Totals	62	83	118	62	27	4	2							358
% of Totals	17%	23%	33%	17%	8%	1%	1%							100%

AM Volumes	30	34	55	24	12	3	1	0	0	0	0	0	0	159
% AM	8%	9%	15%	7%	3%	1%	0%							44%
AM Peak Hour	7:00	7:00	8:00	7:00	8:00	7:00	7:00							7:00
Volume	8	7	12	6	6	1	1							35
PM Volumes	32	49	63	38	15	1	1	0	0	0	0	0	0	199
% PM	9%	14%	18%	11%	4%	0%	0%							56%
PM Peak Hour	16:00	17:00	16:00	17:00	15:00	12:00	17:00							17:00
Volume	8	9	9	7	5	1	1							33

Directional Peak Periods	AM 7-9			NOON 12-2			PM 4-6			Off Peak Volumes		
All Speeds	Volume		%	Volume		%	Volume		%	Volume		%
	66	↔	18%	32	↔	9%	61	↔	17%	199	↔	56%

Street Name	Direction	Percentiles					
		15th	50th	Average	85th	95th	ADT
W Angeleno Ave	East Bound	14	21	21	28	33	358
W Angeleno Ave	West Bound	13	20	20	27	31	401

Prepared by National Data & Surveying Services

SPEED

W Angeleno Ave Bet. S Glenwood Pl & Victory Blvd

Day: Tuesday
Date: 1/17/2023

City: Burbank
Project #: CA23_020030_033w

West Bound

Time	< 15	15 - 19	20 - 24	25 - 29	30 - 34	35 - 39	40 - 44	45 - 49	50 - 54	55 - 59	60 - 64	65 - 69	70 +	Total
0:00 AM	0	0	2	3	0	0	0	0	0	0	0	0	0	5
1:00	0	1	1	0	0	0	0	0	0	0	0	0	0	2
2:00	0	0	0	0	0	0	0	0	0	0	0	0	0	0
3:00	0	0	0	0	0	0	0	0	0	0	0	0	0	0
4:00	0	1	0	0	0	0	0	0	0	0	0	0	0	1
5:00	0	0	1	0	0	0	0	0	0	0	0	0	0	1
6:00	1	2	0	0	0	0	0	0	0	0	0	0	0	3
7:00	7	6	3	3	0	0	0	0	0	0	0	0	0	19
8:00	6	7	6	2	2	0	0	0	0	0	0	0	0	23
9:00	3	5	6	4	1	0	0	0	0	0	0	0	0	19
10:00	3	1	6	3	1	1	0	0	0	0	0	0	0	15
11:00	5	7	14	5	0	0	0	0	0	0	0	0	0	31
12:00 PM	3	5	5	8	3	2	0	0	0	0	0	0	0	26
13:00	1	2	3	4	2	0	0	0	0	0	0	0	0	12
14:00	7	7	11	1	0	0	0	0	0	0	0	0	0	26
15:00	3	12	10	1	2	0	0	0	0	0	0	0	0	28
16:00	9	15	11	3	1	0	0	0	0	0	0	0	0	39
17:00	10	13	16	8	2	0	0	0	0	0	0	0	0	49
18:00	4	9	10	4	2	0	0	0	0	0	0	0	0	29
19:00	3	5	8	3	2	0	0	0	0	0	0	0	0	21
20:00	1	6	3	3	1	0	0	0	0	0	0	0	0	14
21:00	3	6	5	1	0	1	0	0	0	0	0	0	0	16
22:00	2	4	5	3	0	0	0	0	0	0	0	0	0	14
23:00	2	1	3	1	1	0	0	0	0	0	0	0	0	8
Totals	73	115	129	60	20	4								401
% of Totals	18%	29%	32%	15%	5%	1%								100%

AM Volumes	25	30	39	20	4	1	0	0	0	0	0	0	0	119
% AM	6%	7%	10%	5%	1%	0%								30%
AM Peak Hour	7:00	8:00	11:00	11:00	8:00	10:00								11:00
Volume	7	7	14	5	2	1								31
PM Volumes	48	85	90	40	16	3	0	0	0	0	0	0	0	282
% PM	12%	21%	22%	10%	4%	1%								70%
PM Peak Hour	17:00	16:00	17:00	12:00	12:00	12:00								17:00
Volume	10	15	16	8	3	2								49

Directional Peak Periods	AM 7-9			NOON 12-2			PM 4-6			Off Peak Volumes		
All Speeds	Volume		%	Volume		%	Volume		%	Volume		%
	42	↔	10%	38	↔	9%	88	↔	22%	233	↔	58%

Street Name	Direction	Percentiles					
		15th	50th	Average	85th	95th	ADT
W Angeleno Ave	East Bound	14	21	21	28	33	358
W Angeleno Ave	West Bound	13	20	20	27	31	401

Prepared by National Data & Surveying Services

SPEED

W Angeleno Ave Bet. S Glenwood Pl & Victory Blvd

Day: Tuesday
Date: 1/17/2023

City: Burbank
Project #: CA23_020030_033

Summary

Time	< 15	15 - 19	20 - 24	25 - 29	30 - 34	35 - 39	40 - 44	45 - 49	50 - 54	55 - 59	60 - 64	65 - 69	70 +	Total
0:00 AM	0	0	2	4	0	0	0	0	0	0	0	0	0	6
1:00	0	1	1	0	0	0	0	0	0	0	0	0	0	2
2:00	0	0	0	0	0	0	0	0	0	0	0	0	0	0
3:00	0	0	0	0	0	0	0	0	0	0	0	0	0	0
4:00	0	3	1	0	0	0	0	0	0	0	0	0	0	4
5:00	3	2	3	1	0	0	0	0	0	0	0	0	0	9
6:00	3	7	6	3	0	0	0	0	0	0	0	0	0	19
7:00	15	13	14	9	1	1	1	0	0	0	0	0	0	54
8:00	8	14	18	5	8	1	0	0	0	0	0	0	0	54
9:00	8	8	13	7	3	0	0	0	0	0	0	0	0	39
10:00	6	5	12	4	2	2	0	0	0	0	0	0	0	31
11:00	12	11	24	11	2	0	0	0	0	0	0	0	0	60
12:00 PM	4	10	9	13	4	3	0	0	0	0	0	0	0	43
13:00	5	9	5	5	3	0	0	0	0	0	0	0	0	27
14:00	10	12	17	7	0	0	0	0	0	0	0	0	0	46
15:00	4	14	16	6	7	0	0	0	0	0	0	0	0	47
16:00	17	22	20	5	3	0	0	0	0	0	0	0	0	67
17:00	16	22	25	15	3	0	1	0	0	0	0	0	0	82
18:00	7	10	18	7	4	0	0	0	0	0	0	0	0	46
19:00	4	10	16	3	4	0	0	0	0	0	0	0	0	37
20:00	2	8	6	9	1	0	0	0	0	0	0	0	0	26
21:00	4	11	8	2	0	1	0	0	0	0	0	0	0	26
22:00	4	5	10	4	0	0	0	0	0	0	0	0	0	23
23:00	3	1	3	2	2	0	0	0	0	0	0	0	0	11
Totals	135	198	247	122	47	8	2							759
% of Totals	18%	26%	33%	16%	6%	1%	0%							100%

AM Volumes	55	64	94	44	16	4	1	0	0	0	0	0	0	278
% AM	7%	8%	12%	6%	2%	1%	0%							37%
AM Peak Hour	7:00	8:00	11:00	11:00	8:00	10:00	7:00							11:00
Volume	15	14	24	11	8	2	1							60
PM Volumes	80	134	153	78	31	4	1	0	0	0	0	0	0	481
% PM	11%	18%	20%	10%	4%	1%	0%							63%
PM Peak Hour	16:00	16:00	17:00	17:00	15:00	12:00	17:00							17:00
Volume	17	22	25	15	7	3	1							82

Directional Peak Periods	AM 7-9			NOON 12-2			PM 4-6			Off Peak Volumes		
All Speeds	Volume		%	Volume		%	Volume		%	Volume		%
	108	↔	14%	70	↔	9%	149	↔	20%	432	↔	57%

Street Name	Direction	Percentiles					
		15th	50th	Average	85th	95th	ADT
W Angeleno Ave	Summary	13	21	21	28	32	759

ATTACHMENT 3 - 1640

Prepared by NDS/ATD

Prepared by National Data & Surveying Services

VOLUME

W Angeleno Ave Bet. S Glenwood Pl & Victory Blvd

Day: Tuesday
Date: 1/17/2023

City: Burbank
Project #: CA23_020030_033

DAILY TOTALS	NB	SB	EB	WB	Total
	0	0	358	401	759

AM Period	NB	SB	EB		WB		TOTAL		PM Period	NB	SB	EB		WB		TOTAL	
0:00	0	0	1		1		2		12:00	0	0	3		7		10	
0:15	0	0	0		2		2		12:15	0	0	2		6		8	
0:30	0	0	0		2		2		12:30	0	0	6		10		16	
0:45	0	0	0	1	0	5		6	12:45	0	0	6	17	3	26	9	43
1:00	0	0	0		1		1		13:00	0	0	3		2		5	
1:15	0	0	0		0				13:15	0	0	2		5		7	
1:30	0	0	0		1		1		13:30	0	0	4		3		7	
1:45	0	0	0		0	2		2	13:45	0	0	6	15	2	12	8	27
2:00	0	0	0		0				14:00	0	0	2		7		9	
2:15	0	0	0		0				14:15	0	0	8		9		17	
2:30	0	0	0		0				14:30	0	0	6		4		10	
2:45	0	0	0		0				14:45	0	0	4	20	6	26	10	46
3:00	0	0	0		0				15:00	0	0	3		6		9	
3:15	0	0	0		0				15:15	0	0	1		9		10	
3:30	0	0	0		0				15:30	0	0	6		7		13	
3:45	0	0	0		0				15:45	0	0	9	19	6	28	15	47
4:00	0	0	1		1		2		16:00	0	0	7		9		16	
4:15	0	0	1		0		1		16:15	0	0	7		7		14	
4:30	0	0	0		0				16:30	0	0	6		12		18	
4:45	0	0	1	3	0	1	1	4	16:45	0	0	8	28	11	39	19	67
5:00	0	0	1		0		1		17:00	0	0	9		14		23	
5:15	0	0	1		0		1		17:15	0	0	6		13		19	
5:30	0	0	2		1		3		17:30	0	0	10		10		20	
5:45	0	0	4	8	0	1	4	9	17:45	0	0	8	33	12	49	20	82
6:00	0	0	4		0		4		18:00	0	0	5		4		9	
6:15	0	0	4		0		4		18:15	0	0	3		9		12	
6:30	0	0	3		1		4		18:30	0	0	4		11		15	
6:45	0	0	5	16	2	3	7	19	18:45	0	0	5	17	5	29	10	46
7:00	0	0	5		3		8		19:00	0	0	3		7		10	
7:15	0	0	5		6		11		19:15	0	0	6		5		11	
7:30	0	0	17		4		21		19:30	0	0	3		3		6	
7:45	0	0	8	35	6	19	14	54	19:45	0	0	4	16	6	21	10	37
8:00	0	0	9		4		13		20:00	0	0	2		3		5	
8:15	0	0	8		12		20		20:15	0	0	4		5		9	
8:30	0	0	6		4		10		20:30	0	0	3		2		5	
8:45	0	0	8	31	3	23	11	54	20:45	0	0	3	12	4	14	7	26
9:00	0	0	2		3		5		21:00	0	0	3		2		5	
9:15	0	0	4		5		9		21:15	0	0	2		3		5	
9:30	0	0	7		6		13		21:30	0	0	2		6		8	
9:45	0	0	7	20	5	19	12	39	21:45	0	0	3	10	5	16	8	26
10:00	0	0	6		5		11		22:00	0	0	4		8		12	
10:15	0	0	1		3		4		22:15	0	0	1		1		2	
10:30	0	0	4		1		5		22:30	0	0	2		2		4	
10:45	0	0	5	16	6	15	11	31	22:45	0	0	2	9	3	14	5	23
11:00	0	0	4		8		12		23:00	0	0	2		3		5	
11:15	0	0	8		5		13		23:15	0	0	0		1		1	
11:30	0	0	5		9		14		23:30	0	0	1		1		2	
11:45	0	0	12	29	9	31	21	60	23:45	0	0	0	3	3	8	3	11
TOTALS				159		119		278	TOTALS				199		282		481
SPLIT %				57.2%		42.8%		36.6%	SPLIT %				41.4%		58.6%		63.4%

DAILY TOTALS	NB	SB	EB	WB	Total
	0	0	358	401	759

AM Peak Hour			7:30	11:45	7:30	PM Peak Hour			16:45	16:30	17:00
AM Pk Volume			42	32	68	PM Pk Volume			33	50	82
Pk Hr Factor			0.618	0.800	0.810	Pk Hr Factor			0.825	0.893	0.891
7 - 9 Volume	0	0	66	42	108	4 - 6 Volume	0	0	61	88	149
7 - 9 Peak Hour			7:30	7:30	7:30	4 - 6 Peak Hour			16:45	16:30	17:00
7 - 9 Pk Volume	0	0	42	26	68	4 - 6 Pk Volume	0	0	33	50	82
Pk Hr Factor	0.000	0.000	0.618	0.542	0.810	Pk Hr Factor	0.000	0.000	0.825	0.893	0.891

Prepared by NDS/ATD

Project #: CA23_020030_033 **City:** Burbank

Location: W Angeleno Ave Bet. S Glenwood Pl & **Date:** 1/17/2023

Prepared by National Data & Surveying Services

SPEED

W Angeleno Ave Bet. S Glenwood Pl & Victory Blvd

Day: Wednesday
Date: 1/18/2023

City: Burbank
Project #: CA23_020030_033e

East Bound

Time	< 15	15 - 19	20 - 24	25 - 29	30 - 34	35 - 39	40 - 44	45 - 49	50 - 54	55 - 59	60 - 64	65 - 69	70 +	Total
0:00 AM	0	0	0	0	0	0	0	0	0	0	0	0	0	0
0:15	0	0	0	0	0	0	0	0	0	0	0	0	0	0
0:30	0	0	1	0	0	0	0	0	0	0	0	0	0	1
0:45	1	0	0	0	0	0	0	0	0	0	0	0	0	1
1:00	0	0	0	0	0	0	0	0	0	0	0	0	0	0
1:15	0	0	0	1	0	0	0	0	0	0	0	0	0	1
1:30	0	0	0	0	0	0	0	0	0	0	0	0	0	0
1:45	0	0	0	0	0	0	0	0	0	0	0	0	0	0
2:00	0	0	0	0	0	0	0	0	0	0	0	0	0	0
2:15	0	1	0	0	0	0	0	0	0	0	0	0	0	1
2:30	0	0	0	0	0	0	0	0	0	0	0	0	0	0
2:45	0	0	0	0	0	0	0	0	0	0	0	0	0	0
3:00	0	0	0	0	0	0	0	0	0	0	0	0	0	0
3:15	0	0	0	0	0	0	0	0	0	0	0	0	0	0
3:30	0	0	0	0	0	0	0	0	0	0	0	0	0	0
3:45	0	0	0	0	0	0	0	0	0	0	0	0	0	0
4:00	0	0	0	0	0	0	0	0	0	0	0	0	0	0
4:15	0	0	0	0	0	0	0	0	0	0	0	0	0	0
4:30	0	0	1	0	0	0	0	0	0	0	0	0	0	1
4:45	0	0	1	0	0	0	0	0	0	0	0	0	0	1
5:00	0	1	1	0	0	0	0	0	0	0	0	0	0	2
5:15	0	1	0	0	0	0	0	0	0	0	0	0	0	1
5:30	0	1	1	1	0	0	0	0	0	0	0	0	0	3
5:45	0	2	0	1	0	0	0	0	0	0	0	0	0	3
6:00	1	0	1	1	1	0	0	0	0	0	0	0	0	4
6:15	0	1	1	1	0	0	0	0	0	0	0	0	0	3
6:30	0	1	3	0	0	0	0	0	0	0	0	0	0	4
6:45	1	1	1	3	1	0	0	0	0	0	0	0	0	7
7:00	1	2	1	0	0	0	0	0	0	0	0	0	0	4
7:15	1	3	1	0	2	0	0	0	0	0	0	0	0	7
7:30	3	5	2	5	1	0	0	0	0	0	0	0	0	16
7:45	2	1	6	1	0	0	0	0	0	0	0	0	0	10
8:00	0	2	3	1	0	1	0	0	0	0	0	0	0	7
8:15	1	0	0	3	0	0	0	0	0	0	0	0	0	4
8:30	1	2	1	2	0	0	0	0	0	0	0	0	0	6
8:45	0	1	0	2	1	0	0	0	0	0	0	0	0	4
9:00	0	1	2	0	1	0	0	0	0	0	0	0	0	4
9:15	1	4	1	2	0	0	0	0	0	0	0	0	0	8
9:30	0	1	3	1	0	0	0	0	0	0	0	0	0	5
9:45	1	1	3	5	0	0	0	0	0	0	0	0	0	10
10:00	1	1	1	2	0	0	0	0	0	0	0	0	0	5
10:15	0	1	2	1	1	0	0	0	0	0	0	0	0	5
10:30	0	1	3	3	1	0	0	0	0	0	0	0	0	8
10:45	1	0	2	2	0	0	0	0	0	0	0	0	0	5
11:00	2	0	1	1	0	0	0	0	0	0	0	0	0	4
11:15	0	0	1	1	0	0	0	0	0	0	0	0	0	2
11:30	1	1	1	2	0	1	0	0	0	0	0	0	0	6
11:45	0	3	0	1	0	0	0	0	0	0	0	0	0	4
12:00 PM	0	2	2	0	0	0	0	0	0	0	0	0	0	4
12:15	3	0	3	0	0	0	0	0	0	0	0	0	0	6
12:30	3	4	3	2	0	0	0	0	0	0	0	0	0	12
12:45	1	0	2	0	0	1	0	0	0	0	0	0	0	4
13:00	1	2	3	1	0	0	0	0	0	0	0	0	0	7
13:15	0	1	0	1	0	0	0	0	0	0	0	0	0	2
13:30	0	0	3	1	0	0	0	0	0	0	0	0	0	4
13:45	1	0	2	1	0	0	0	0	0	0	0	0	0	4
14:00	0	3	1	0	0	0	0	0	0	0	0	0	0	4
14:15	0	1	2	0	0	0	0	0	0	0	0	0	0	3
14:30	1	2	2	2	0	0	0	0	0	0	0	0	0	7
14:45	2	2	1	1	1	0	0	0	0	0	0	0	0	7
15:00	1	4	3	2	1	0	0	0	0	0	0	0	0	11
15:15	0	1	1	1	0	0	0	0	0	0	0	0	0	3
15:30	1	3	0	1	1	0	0	0	0	0	0	0	0	6
15:45	0	1	0	0	2	0	0	0	0	0	0	0	0	3
16:00	0	1	2	1	0	0	0	0	0	0	0	0	0	4
16:15	0	1	2	1	0	0	0	0	0	0	0	0	0	4
16:30	1	4	3	1	0	0	0	0	0	0	0	0	0	9
16:45	2	4	5	3	1	0	0	0	0	0	0	0	0	15
17:00	2	3	3	1	0	0	0	0	0	0	0	0	0	9
17:15	0	1	5	2	0	0	0	0	0	0	0	0	0	8
17:30	3	1	0	0	0	0	0	0	0	0	0	0	0	4
17:45	0	3	3	1	1	0	0	0	0	0	0	0	0	8
18:00	0	2	2	1	1	0	0	0	0	0	0	0	0	6
18:15	0	2	3	3	1	0	0	0	0	0	0	0	0	9
18:30	2	2	2	0	0	0	0	0	0	0	0	0	0	6
18:45	1	0	0	0	2	0	1	0	0	0	0	0	0	4
19:00	1	3	4	1	0	0	0	0	0	0	0	0	0	9
19:15	2	2	1	1	0	0	0	0	0	0	0	0	0	6
19:30	0	2	2	1	0	0	0	0	0	0	0	0	0	5
19:45	0	0	0	1	0	0	0	0	0	0	0	0	0	1
20:00	1	1	1	1	0	0	0	0	0	0	0	0	0	4
20:15	0	2	1	1	1	0	0	0	0	0	0	0	0	5
20:30	0	1	2	0	0	0	0	0	0	0	0	0	0	3
20:45	0	1	2	0	0	0	0	0	0	0	0	0	0	3
21:00	0	1	1	0	1	0	0	0	0	0	0	0	0	3
21:15	1	1	0	0	0	0	0	0	0	0	0	0	0	2
21:30	1	0	0	1	0	0	0	0	0	0	0	0	0	2
21:45	0	1	1	1	0	0	0	0	0	0	0	0	0	3
22:00	0	0	1	1	1	0	0	0	0	0	0	0	0	3
22:15	0	0	0	0	0	0	0	0	0	0	0	0	0	0
22:30	0	2	1	0	0	0	0	0	0	0	0	0	0	3
22:45	0	1	0	2	0	0	0	0	0	0	0	0	0	3
23:00	1	0	0	0	0	0	0	0	0	0	0	0	0	1
23:15	1	1	0	0	0	0	0	0	0	0	0	0	0	2
23:30	0	0	0	0	0	0	0	0	0	0	0	0	0	0
23:45	0	0	0	1	0	0	0	0	0	0	0	0	0	1
Totals	52	108	120	82	21	3	1							389
% of Totals	13%	28%	31%	21%	6%	1%	0%							100%

AM Volumes	19	39	45	43	9	2	0	0	0	0	0	0	0	157
% AM	5%	10%	12%	11%	2%	1%								40%
AM Peak Hour	7:00	6:45	7:15	9:45	6:45	7:15								7:15
Volume	7	11	12	11	4	1								40
PM Volumes	33	69	75	39	14	1	1	0	0	0	0	0	0	232
% PM	8%	18%	19%	10%	4%	0%	0%							60%
PM Peak Hour	12:15	16:15	16:30	16:30	15:00	12:00	18:00							16:30
Volume	8	12	16	7	4	1	1							41

Directional Peak Periods	AM 7-9			NOON 12-2			PM 4-6			Off Peak Volumes		
All Classes	Volume	⟷	%	Volume	⟷	%	Volume	⟷	%	Volume	⟷	%
	58	⟷	15%	43	⟷	11%	61	⟷	16%	227	⟷	58%

Street Name	Direction	Percentiles					
		15th	50th	Average	85th	95th	ADT
W Angeleno Ave	East Bound	15	21	21	28	32	389
W Angeleno Ave	West Bound	15	21	21	28	32	398

Prepared by National Data & Surveying Services

SPEED

W Angeleno Ave Bet. S Glenwood Pl & Victory Blvd

Day: Wednesday
Date: 1/18/2023

City: Burbank
Project #: CA23_020030_033w

West Bound

Time	< 15	15 - 19	20 - 24	25 - 29	30 - 34	35 - 39	40 - 44	45 - 49	50 - 54	55 - 59	60 - 64	65 - 69	70 +	Total
0:00 AM	0	0	0	0	0	0	0	0	0	0	0	0	0	0
0:15	0	0	0	0	0	0	0	0	0	0	0	0	0	0
0:30	0	0	0	0	0	0	0	0	0	0	0	0	0	0
0:45	0	0	0	0	0	0	0	0	0	0	0	0	0	0
1:00	0	0	0	0	0	0	0	0	0	0	0	0	0	0
1:15	0	0	0	0	0	0	0	0	0	0	0	0	0	0
1:30	0	0	1	0	0	0	0	0	0	0	0	0	0	1
1:45	0	0	0	0	0	0	0	0	0	0	0	0	0	0
2:00	0	1	0	0	0	0	0	0	0	0	0	0	0	1
2:15	0	0	0	0	0	0	0	0	0	0	0	0	0	0
2:30	0	0	0	0	0	0	0	0	0	0	0	0	0	0
2:45	0	0	0	0	0	0	0	0	0	0	0	0	0	0
3:00	0	0	0	0	0	0	0	0	0	0	0	0	0	0
3:15	0	0	0	0	0	0	0	0	0	0	0	0	0	0
3:30	0	0	0	0	0	0	0	0	0	0	0	0	0	0
3:45	0	0	0	0	0	0	0	0	0	0	0	0	0	0
4:00	0	0	0	0	0	0	0	0	0	0	0	0	0	0
4:15	0	0	0	1	0	0	0	0	0	0	0	0	0	1
4:30	0	0	0	0	0	0	0	0	0	0	0	0	0	0
4:45	0	0	0	0	0	0	0	0	0	0	0	0	0	0
5:00	0	0	0	0	0	0	0	0	0	0	0	0	0	0
5:15	0	0	0	0	0	0	0	0	0	0	0	0	0	0
5:30	0	0	0	0	0	0	0	0	0	0	0	0	0	0
5:45	0	0	0	0	0	0	0	0	0	0	0	0	0	0
6:00	0	0	1	0	0	0	0	0	0	0	0	0	0	1
6:15	1	0	0	1	0	0	0	0	0	0	0	0	0	2
6:30	0	1	2	1	0	0	0	0	0	0	0	0	0	4
6:45	2	0	0	0	0	0	0	0	0	0	0	0	0	2
7:00	0	0	0	0	0	0	0	0	0	0	0	0	0	0
7:15	2	3	1	1	0	0	0	0	0	0	0	0	0	7
7:30	0	1	0	0	1	1	0	0	0	0	0	0	0	3
7:45	0	0	2	0	0	0	0	0	0	0	0	0	0	2
8:00	0	1	3	0	0	0	0	0	0	0	0	0	0	4
8:15	0	2	0	1	0	0	0	0	0	0	0	0	0	3
8:30	2	2	1	5	0	0	0	0	0	0	0	0	0	10
8:45	0	0	3	1	1	1	0	0	0	0	0	0	0	6
9:00	1	2	1	1	0	0	0	0	0	0	0	0	0	5
9:15	0	0	2	0	0	1	0	0	0	0	0	0	0	3
9:30	2	0	2	1	3	0	0	0	0	0	0	0	0	8
9:45	2	2	1	0	1	0	0	0	0	0	0	0	0	6
10:00	0	1	3	2	0	0	0	0	0	0	0	0	0	6
10:15	0	0	0	1	0	0	0	0	0	0	0	0	0	1
10:30	0	2	1	2	0	0	0	0	0	0	0	0	0	5
10:45	0	2	2	0	1	0	0	0	0	0	0	0	0	5
11:00	0	0	0	0	0	0	0	0	0	0	0	0	0	0
11:15	0	1	1	0	0	0	0	0	0	0	0	0	0	2
11:30	0	1	2	1	1	0	0	0	0	0	0	0	0	5
11:45	0	0	3	1	1	0	0	0	0	0	0	0	0	5
12:00 PM	2	1	0	0	0	0	0	0	0	0	0	0	0	3
12:15	1	1	1	2	1	0	0	0	0	0	0	0	0	6
12:30	1	1	0	0	1	0	0	0	0	0	0	0	0	3
12:45	1	2	1	1	1	0	0	0	0	0	0	0	0	6
13:00	0	1	0	2	0	0	0	0	0	0	0	0	0	3
13:15	0	0	2	0	1	0	0	0	0	0	0	0	0	3
13:30	0	0	2	3	0	0	0	0	0	0	0	0	0	5
13:45	0	1	2	0	0	1	0	0	0	0	0	0	0	4
14:00	0	2	3	2	0	0	0	0	0	0	0	0	0	7
14:15	2	2	4	0	0	0	0	0	0	0	0	0	0	8
14:30	2	2	1	2	0	0	0	0	0	0	0	0	0	7
14:45	2	3	3	1	0	0	0	0	0	0	0	0	0	9
15:00	0	4	5	2	0	0	0	0	0	0	0	0	0	11
15:15	0	3	2	0	0	0	0	0	0	0	0	0	0	5
15:30	1	3	1	1	0	0	0	0	0	0	0	0	0	6
15:45	3	2	2	2	3	1	0	0	0	0	0	0	0	13
16:00	2	2	3	1	0	0	0	0	0	0	0	0	0	8
16:15	3	7	4	0	0	0	0	0	0	0	0	0	0	14
16:30	0	2	4	5	1	0	0	0	0	0	0	0	0	12
16:45	4	4	2	0	0	0	0	0	0	0	0	0	0	10
17:00	0	0	3	3	0	0	0	0	0	0	0	0	0	6
17:15	0	5	3	0	1	0	0	0	0	0	0	0	0	9
17:30	2	5	6	1	0	0	0	0	0	0	0	0	0	14
17:45	2	3	1	1	0	0	0	0	0	0	0	0	0	7
18:00	0	2	3	3	0	0	0	0	0	0	0	0	0	8
18:15	1	1	2	1	0	0	0	0	0	0	0	0	0	5
18:30	1	7	4	1	0	0	0	0	0	0	0	0	0	13
18:45	1	0	3	2	1	0	0	0	0	0	0	0	0	7
19:00	1	3	0	1	2	0	0	0	0	0	0	0	0	7
19:15	2	1	2	1	0	0	0	0	0	0	0	0	0	6
19:30	0	1	1	0	0	0	0	0	0	0	0	0	0	2
19:45	0	0	5	0	1	0	0	0	0	0	0	0	0	6
20:00	2	1	1	2	0	0	0	0	0	0	0	0	0	6
20:15	1	1	2	0	0	0	0	0	0	0	0	0	0	4
20:30	0	0	1	4	1	0	0	0	0	0	0	0	0	6
20:45	1	0	2	1	0	0	0	0	0	0	0	0	0	4
21:00	2	2	4	0	0	0	0	0	0	0	0	0	0	8
21:15	0	2	2	3	0	0	0	0	0	0	0	0	0	7
21:30	0	3	0	0	2	0	0	0	0	0	0	0	0	5
21:45	1	0	3	1	0	0	0	0	0	0	0	0	0	5
22:00	1	1	1	1	0	0	0	0	0	0	0	0	0	4
22:15	0	0	1	0	0	0	0	0	0	0	0	0	0	1
22:30	0	1	1	0	0	0	0	0	0	0	0	0	0	2
22:45	2	0	0	0	1	0	0	0	0	0	0	0	0	3
23:00	0	3	1	2	0	0	0	0	0	0	0	0	0	6
23:15	0	0	1	2	0	0	0	0	0	0	0	0	0	3
23:30	0	0	1	0	0	0	0	0	0	0	0	0	0	1
23:45	1	0	0	1	0	0	0	0	0	0	0	0	0	2
Totals	57	107	123	75	26	5								393
% of Totals	14%	27%	32%	19%	7%	1%								100%

AM Volumes	12	22	32	20	9	3	0	0	0	0	0	0	0	98
% AM	3%	6%	8%	5%	2%	1%								25%
AM Peak Hour	9:00	8:15	8:45	8:15	8:45	8:30								8:15
Volume	5	6	8	8	4	2								24
PM Volumes	45	85	96	55	17	2	0	0	0	0	0	0	0	300
% PM	11%	21%	24%	14%	4%	1%								75%
PM Peak Hour	15:30	16:00	16:45	15:45	15:45	13:00								15:45
Volume	9	15	14	8	4	1								47

Directional Peak Periods	AM 7-9			NOON 12-2			PM 4-6			Off Peak Volumes		
All Classes	Volume	⟷	%	Volume	⟷	%	Volume	⟷	%	Volume	⟷	%
	35		9%	33		8%	80		20%	250		63%

Street Name	Direction	Percentiles					
		15th	50th	Average	85th	95th	ADT
W Angeleno Ave	East Bound	15	21	21	28	32	389
W Angeleno Ave	West Bound	15	21	21	28	32	398

Prepared by National Data & Surveying Services

SPEED

W Angeleno Ave Bet. S Glenwood Pl & Victory Blvd

Day: Wednesday
Date: 1/18/2023

City: Burbank
Project #: CA23_020030_033

Summary

Time	< 15	15 - 19	20 - 24	25 - 29	30 - 34	35 - 39	40 - 44	45 - 49	50 - 54	55 - 59	60 - 64	65 - 69	70 +	Total
0:00 AM	0	0	0	0	0	0	0	0	0	0	0	0	0	0
0:15	0	0	0	0	0	0	0	0	0	0	0	0	0	0
0:30	0	0	1	0	0	0	0	0	0	0	0	0	0	1
0:45	1	0	0	0	0	0	0	0	0	0	0	0	0	1
1:00	0	0	0	0	0	0	0	0	0	0	0	0	0	0
1:15	0	0	0	1	0	0	0	0	0	0	0	0	0	1
1:30	0	0	1	0	0	0	0	0	0	0	0	0	0	1
1:45	0	0	0	0	0	0	0	0	0	0	0	0	0	0
2:00	0	1	0	0	0	0	0	0	0	0	0	0	0	1
2:15	0	1	0	0	0	0	0	0	0	0	0	0	0	1
2:30	0	0	0	0	0	0	0	0	0	0	0	0	0	0
2:45	0	0	0	0	0	0	0	0	0	0	0	0	0	0
3:00	0	0	0	0	0	0	0	0	0	0	0	0	0	0
3:15	0	0	0	0	0	0	0	0	0	0	0	0	0	0
3:30	0	0	0	0	0	0	0	0	0	0	0	0	0	0
3:45	0	0	0	0	0	0	0	0	0	0	0	0	0	0
4:00	0	0	0	0	0	0	0	0	0	0	0	0	0	0
4:15	0	0	0	1	0	0	0	0	0	0	0	0	0	1
4:30	0	0	1	0	0	0	0	0	0	0	0	0	0	1
4:45	0	0	1	0	0	0	0	0	0	0	0	0	0	1
5:00	0	1	1	0	0	0	0	0	0	0	0	0	0	2
5:15	0	1	0	0	0	0	0	0	0	0	0	0	0	1
5:30	0	1	1	1	0	0	0	0	0	0	0	0	0	3
5:45	0	2	0	1	0	0	0	0	0	0	0	0	0	3
6:00	1	0	2	1	1	0	0	0	0	0	0	0	0	5
6:15	1	1	1	2	0	0	0	0	0	0	0	0	0	5
6:30	0	2	5	1	0	0	0	0	0	0	0	0	0	8
6:45	3	1	1	3	1	0	0	0	0	0	0	0	0	9
7:00	1	2	1	0	0	0	0	0	0	0	0	0	0	4
7:15	3	6	2	1	2	0	0	0	0	0	0	0	0	14
7:30	3	6	2	5	2	1	0	0	0	0	0	0	0	19
7:45	2	1	8	1	0	0	0	0	0	0	0	0	0	12
8:00	0	3	6	1	0	1	0	0	0	0	0	0	0	11
8:15	1	2	0	4	0	0	0	0	0	0	0	0	0	7
8:30	3	4	2	7	0	0	0	0	0	0	0	0	0	16
8:45	0	1	3	3	2	1	0	0	0	0	0	0	0	10
9:00	1	3	3	1	1	0	0	0	0	0	0	0	0	9
9:15	1	4	3	2	0	1	0	0	0	0	0	0	0	11
9:30	2	1	5	2	3	0	0	0	0	0	0	0	0	13
9:45	3	3	4	5	1	0	0	0	0	0	0	0	0	16
10:00	1	2	4	4	0	0	0	0	0	0	0	0	0	11
10:15	0	1	2	2	1	0	0	0	0	0	0	0	0	6
10:30	0	3	4	5	1	0	0	0	0	0	0	0	0	13
10:45	1	2	4	2	1	0	0	0	0	0	0	0	0	10
11:00	2	0	1	1	0	0	0	0	0	0	0	0	0	4
11:15	0	1	2	1	0	0	0	0	0	0	0	0	0	4
11:30	1	2	3	3	1	1	0	0	0	0	0	0	0	11
11:45	0	3	3	2	1	0	0	0	0	0	0	0	0	9
12:00 PM	2	3	2	0	0	0	0	0	0	0	0	0	0	7
12:15	4	1	4	2	1	0	0	0	0	0	0	0	0	12
12:30	4	5	3	2	1	0	0	0	0	0	0	0	0	15
12:45	2	2	3	1	1	1	0	0	0	0	0	0	0	10
13:00	1	3	3	3	0	0	0	0	0	0	0	0	0	10
13:15	0	1	2	1	1	0	0	0	0	0	0	0	0	5
13:30	0	0	5	4	0	0	0	0	0	0	0	0	0	9
13:45	1	1	4	1	0	1	0	0	0	0	0	0	0	8
14:00	0	5	4	2	0	0	0	0	0	0	0	0	0	11
14:15	2	3	6	0	0	0	0	0	0	0	0	0	0	11
14:30	3	4	3	4	0	0	0	0	0	0	0	0	0	14
14:45	4	5	4	2	1	0	0	0	0	0	0	0	0	16
15:00	1	8	8	4	1	0	0	0	0	0	0	0	0	22
15:15	0	4	3	1	0	0	0	0	0	0	0	0	0	8
15:30	2	6	1	2	1	0	0	0	0	0	0	0	0	12
15:45	3	3	2	2	5	1	0	0	0	0	0	0	0	16
16:00	2	3	5	2	0	0	0	0	0	0	0	0	0	12
16:15	3	8	6	1	0	0	0	0	0	0	0	0	0	18
16:30	1	6	7	6	1	0	0	0	0	0	0	0	0	21
16:45	6	8	7	3	1	0	0	0	0	0	0	0	0	25
17:00	2	3	6	4	0	0	0	0	0	0	0	0	0	15
17:15	0	6	8	2	1	0	0	0	0	0	0	0	0	17
17:30	5	6	6	1	0	0	0	0	0	0	0	0	0	18
17:45	2	6	4	2	1	0	0	0	0	0	0	0	0	15
18:00	0	4	5	4	1	0	0	0	0	0	0	0	0	14
18:15	1	3	5	4	1	0	0	0	0	0	0	0	0	14
18:30	3	9	6	1	0	0	0	0	0	0	0	0	0	19
18:45	2	0	3	2	3	0	1	0	0	0	0	0	0	11
19:00	2	6	4	2	2	0	0	0	0	0	0	0	0	16
19:15	4	3	3	2	0	0	0	0	0	0	0	0	0	12
19:30	0	3	3	1	0	0	0	0	0	0	0	0	0	7
19:45	0	0	5	1	1	0	0	0	0	0	0	0	0	7
20:00	3	2	2	3	0	0	0	0	0	0	0	0	0	10
20:15	1	3	3	1	1	0	0	0	0	0	0	0	0	9
20:30	0	1	3	4	1	0	0	0	0	0	0	0	0	9
20:45	1	1	4	1	0	0	0	0	0	0	0	0	0	7
21:00	2	3	5	0	1	0	0	0	0	0	0	0	0	11
21:15	1	3	2	3	0	0	0	0	0	0	0	0	0	9
21:30	1	3	0	1	2	0	0	0	0	0	0	0	0	7
21:45	1	1	4	2	0	0	0	0	0	0	0	0	0	8
22:00	1	1	2	2	1	0	0	0	0	0	0	0	0	7
22:15	0	0	1	0	0	0	0	0	0	0	0	0	0	1
22:30	0	3	2	0	0	0	0	0	0	0	0	0	0	5
22:45	2	1	0	2	1	0	0	0	0	0	0	0	0	6
23:00	1	3	1	2	0	0	0	0	0	0	0	0	0	7
23:15	1	1	1	2	0	0	0	0	0	0	0	0	0	5
23:30	0	0	1	0	0	0	0	0	0	0	0	0	0	1
23:45	1	0	0	2	0	0	0	0	0	0	0	0	0	3
Totals	109	215	243	157	49	8	1							787
% of Totals	14%	27%	32%	20%	6%	1%	0%							100%

AM Volumes	31	61	77	63	18	5	0	0	0	0	0	0	0	255
% AM	4%	8%	10%	8%	2%	1%								32%
AM Peak Hour	6:45	7:15	7:15	9:45	8:45	7:15								7:15
Volume	10	16	18	16	6	2								56
PM Volumes	78	154	171	94	31	3	1	0	0	0	0	0	0	532
% PM	10%	20%	22%	12%	4%	0%	0%							68%
PM Peak Hour	16:45	16:00	16:30	16:30	15:00	12:00	18:00							16:15
Volume	13	25	28	15	7	1	1							79

Directional Peak Periods	AM 7-9			NOON 12-2			PM 4-6			Off Peak Volumes		
All Classes	Volume	⟷	%	Volume	⟷	%	Volume	⟷	%	Volume	⟷	%
	93	⟷	12%	76	⟷	10%	141	⟷	18%	477	⟷	61%

Street Name	Direction	Percentiles					
		15th	50th	Average	85th	95th	ADT
W Angeleno Ave	Summary	15	21	21	28	32	787

ATTACHMENT 3 - 1645

Prepared by National Data & Surveying Services

SPEED

W Angeleno Ave Bet. S Glenwood Pl & Victory Blvd

Day: Wednesday
Date: 1/18/2023

City: Burbank
Project #: CA23_020030_033e

East Bound

Time	< 15	15 - 19	20 - 24	25 - 29	30 - 34	35 - 39	40 - 44	45 - 49	50 - 54	55 - 59	60 - 64	65 - 69	70 +	Total
0:00 AM	1	0	1	0	0	0	0	0	0	0	0	0	0	2
1:00	0	0	0	1	0	0	0	0	0	0	0	0	0	1
2:00	0	1	0	0	0	0	0	0	0	0	0	0	0	1
3:00	0	0	0	0	0	0	0	0	0	0	0	0	0	0
4:00	0	0	2	0	0	0	0	0	0	0	0	0	0	2
5:00	0	5	2	2	0	0	0	0	0	0	0	0	0	9
6:00	2	3	6	5	2	0	0	0	0	0	0	0	0	18
7:00	7	11	10	6	3	0	0	0	0	0	0	0	0	37
8:00	2	5	4	8	1	1	0	0	0	0	0	0	0	21
9:00	2	7	9	8	1	0	0	0	0	0	0	0	0	27
10:00	2	3	8	8	2	0	0	0	0	0	0	0	0	23
11:00	3	4	3	5	0	1	0	0	0	0	0	0	0	16
12:00 PM	7	6	10	2	0	1	0	0	0	0	0	0	0	26
13:00	2	3	8	4	0	0	0	0	0	0	0	0	0	17
14:00	3	8	6	3	1	0	0	0	0	0	0	0	0	21
15:00	2	9	4	4	4	0	0	0	0	0	0	0	0	23
16:00	3	10	12	6	1	0	0	0	0	0	0	0	0	32
17:00	5	8	11	4	1	0	0	0	0	0	0	0	0	29
18:00	3	6	7	4	4	0	1	0	0	0	0	0	0	25
19:00	3	7	7	4	0	0	0	0	0	0	0	0	0	21
20:00	1	5	6	2	1	0	0	0	0	0	0	0	0	15
21:00	2	3	2	2	1	0	0	0	0	0	0	0	0	10
22:00	0	3	2	3	1	0	0	0	0	0	0	0	0	9
23:00	2	1	0	1	0	0	0	0	0	0	0	0	0	4
Totals	52	108	120	82	23	3	1							389
% of Totals	13%	28%	31%	21%	6%	1%	0%							100%

AM Volumes	19	39	45	43	9	2	0	0	0	0	0	0	0	157
% AM	5%	10%	12%	11%	2%	1%								40%
AM Peak Hour	7:00	7:00	7:00	8:00	7:00	8:00								7:00
Volume	7	11	10	8	3	1								37
PM Volumes	33	69	75	39	14	1	1	0	0	0	0	0	0	232
% PM	8%	18%	19%	10%	4%	0%	0%							60%
PM Peak Hour	12:00	16:00	16:00	16:00	15:00	12:00	18:00							16:00
Volume	7	10	12	6	4	1	1							32

Directional Peak Periods	AM 7-9			NOON 12-2			PM 4-6			Off Peak Volumes		
All Speeds	Volume	↔	%	Volume	↔	%	Volume	↔	%	Volume	↔	%
	58		15%	43		11%	61		16%	227		58%

Street Name	Direction	Percentiles					
		15th	50th	Average	85th	95th	ADT
W Angeleno Ave	East Bound	15	21	21	28	32	389
W Angeleno Ave	West Bound	15	21	21	28	32	398

Prepared by National Data & Surveying Services

SPEED

W Angeleno Ave Bet. S Glenwood Pl & Victory Blvd

Day: Wednesday
Date: 1/18/2023

City: Burbank
Project #: CA23_020030_033w

West Bound

Time	< 15	15 - 19	20 - 24	25 - 29	30 - 34	35 - 39	40 - 44	45 - 49	50 - 54	55 - 59	60 - 64	65 - 69	70 +	Total
0:00 AM	0	0	0	0	0	0	0	0	0	0	0	0	0	0
1:00	0	0	1	0	0	0	0	0	0	0	0	0	0	1
2:00	0	1	0	0	0	0	0	0	0	0	0	0	0	1
3:00	0	0	0	0	0	0	0	0	0	0	0	0	0	0
4:00	0	0	0	1	0	0	0	0	0	0	0	0	0	1
5:00	0	0	0	0	0	0	0	0	0	0	0	0	0	0
6:00	3	1	3	2	0	0	0	0	0	0	0	0	0	9
7:00	2	4	3	1	1	1	0	0	0	0	0	0	0	12
8:00	2	5	7	7	1	1	0	0	0	0	0	0	0	23
9:00	5	4	6	2	4	1	0	0	0	0	0	0	0	22
10:00	0	5	6	5	1	0	0	0	0	0	0	0	0	17
11:00	0	2	6	2	2	0	0	0	0	0	0	0	0	12
12:00 PM	5	5	2	3	3	0	0	0	0	0	0	0	0	18
13:00	0	2	6	5	1	1	0	0	0	0	0	0	0	15
14:00	6	9	11	5	0	0	0	0	0	0	0	0	0	31
15:00	4	12	10	5	3	1	0	0	0	0	0	0	0	35
16:00	9	15	13	6	1	0	0	0	0	0	0	0	0	44
17:00	4	13	13	5	1	0	0	0	0	0	0	0	0	36
18:00	3	10	12	7	1	0	0	0	0	0	0	0	0	33
19:00	3	5	8	2	3	0	0	0	0	0	0	0	0	21
20:00	4	2	6	7	1	0	0	0	0	0	0	0	0	20
21:00	3	7	9	4	2	0	0	0	0	0	0	0	0	25
22:00	3	2	3	1	1	0	0	0	0	0	0	0	0	10
23:00	1	3	3	5	0	0	0	0	0	0	0	0	0	12
Totals	57	107	128	75	26	5								398
% of Totals	14%	27%	32%	19%	7%	1%								100%

AM Volumes	12	22	32	20	9	3	0	0	0	0	0	0	0	98
% AM	3%	6%	8%	5%	2%	1%								25%
AM Peak Hour	9:00	8:00	8:00	8:00	9:00	7:00								8:00
Volume	5	5	7	7	4	1								23
PM Volumes	45	85	96	55	17	2	0	0	0	0	0	0	0	300
% PM	11%	21%	24%	14%	4%	1%								75%
PM Peak Hour	16:00	16:00	16:00	18:00	12:00	13:00								16:00
Volume	9	15	13	7	3	1								44

Directional Peak Periods	AM 7-9			NOON 12-2			PM 4-6			Off Peak Volumes		
All Speeds	Volume		%	Volume		%	Volume		%	Volume		%
	35	↔	9%	33	↔	8%	80	↔	20%	250	↔	63%

Street Name	Direction	Percentiles					
		15th	50th	Average	85th	95th	ADT
W Angeleno Ave	East Bound	15	21	21	28	32	389
W Angeleno Ave	West Bound	15	21	21	28	32	398

Prepared by National Data & Surveying Services

SPEED

W Angeleno Ave Bet. S Glenwood Pl & Victory Blvd

Day: Wednesday
Date: 1/18/2023

City: Burbank
Project #: CA23_020030_033

Summary

Time	< 15	15 - 19	20 - 24	25 - 29	30 - 34	35 - 39	40 - 44	45 - 49	50 - 54	55 - 59	60 - 64	65 - 69	70 +	Total
0:00 AM	1	0	1	0	0	0	0	0	0	0	0	0	0	2
1:00	0	0	1	1	0	0	0	0	0	0	0	0	0	2
2:00	0	2	0	0	0	0	0	0	0	0	0	0	0	2
3:00	0	0	0	0	0	0	0	0	0	0	0	0	0	0
4:00	0	0	2	1	0	0	0	0	0	0	0	0	0	3
5:00	0	5	2	2	0	0	0	0	0	0	0	0	0	9
6:00	5	4	9	7	2	0	0	0	0	0	0	0	0	27
7:00	9	15	13	7	4	1	0	0	0	0	0	0	0	49
8:00	4	10	11	15	2	2	0	0	0	0	0	0	0	44
9:00	7	11	15	10	5	1	0	0	0	0	0	0	0	49
10:00	2	8	14	13	3	0	0	0	0	0	0	0	0	40
11:00	3	6	9	7	2	1	0	0	0	0	0	0	0	28
12:00 PM	12	11	12	5	3	1	0	0	0	0	0	0	0	44
13:00	2	5	14	9	1	1	0	0	0	0	0	0	0	32
14:00	9	17	17	8	1	0	0	0	0	0	0	0	0	52
15:00	6	21	14	9	7	1	0	0	0	0	0	0	0	58
16:00	12	25	25	12	2	0	0	0	0	0	0	0	0	76
17:00	9	21	24	9	2	0	0	0	0	0	0	0	0	65
18:00	6	16	19	11	5	0	1	0	0	0	0	0	0	58
19:00	6	12	15	6	3	0	0	0	0	0	0	0	0	42
20:00	5	7	12	9	2	0	0	0	0	0	0	0	0	35
21:00	5	10	11	6	3	0	0	0	0	0	0	0	0	35
22:00	3	5	5	4	2	0	0	0	0	0	0	0	0	19
23:00	3	4	3	6	0	0	0	0	0	0	0	0	0	16
Totals	109	215	248	157	49	8	1							787
% of Totals	14%	27%	32%	20%	6%	1%	0%							100%

AM Volumes	31	61	77	63	18	5	0	0	0	0	0	0	0	255
% AM	4%	8%	10%	8%	2%	1%								32%
AM Peak Hour	7:00	7:00	9:00	8:00	9:00	8:00								7:00
Volume	9	15	15	15	5	2								49
PM Volumes	78	154	171	94	31	3	1	0	0	0	0	0	0	532
% PM	10%	20%	22%	12%	4%	0%	0%							68%
PM Peak Hour	12:00	16:00	16:00	16:00	15:00	12:00	18:00							16:00
Volume	12	25	25	12	7	1	1							76

Directional Peak Periods	AM 7-9			NOON 12-2			PM 4-6			Off Peak Volumes		
All Speeds	Volume		%	Volume		%	Volume		%	Volume		%
	93	↔	12%	76	↔	10%	141	↔	18%	477	↔	61%

Street Name	Direction	Percentiles					
		15th	50th	Average	85th	95th	ADT
W Angeleno Ave	Summary	15	21	21	28	32	787

Prepared by NDS/ATD

Prepared by National Data & Surveying Services

VOLUME

W Angeleno Ave Bet. S Glenwood Pl & Victory Blvd

Day: Wednesday
Date: 1/18/2023

City: Burbank
Project #: CA23_020030_033

DAILY TOTALS	NB	SB	EB	WB	Total
	0	0	389	398	787

AM Period	NB	SB	EB		WB		TOTAL		PM Period	NB	SB	EB		WB		TOTAL	
0:00	0	0	0		0				12:00	0	0	4		3		7	
0:15	0	0	0		0				12:15	0	0	6		6		12	
0:30	0	0	1		0		1		12:30	0	0	12		3		15	
0:45	0	0	1	2	0		1	2	12:45	0	0	4	26	6	18	10	44
1:00	0	0	0		0				13:00	0	0	7		3		10	
1:15	0	0	1		0		1		13:15	0	0	2		3		5	
1:30	0	0	0		1		1		13:30	0	0	4		5		9	
1:45	0	0	0	1	0	1		2	13:45	0	0	4	17	4	15	8	32
2:00	0	0	0		1		1		14:00	0	0	4		7		11	
2:15	0	0	1		0		1		14:15	0	0	3		8		11	
2:30	0	0	0		0				14:30	0	0	7		7		14	
2:45	0	0	0	1	0	1		2	14:45	0	0	7	21	9	31	16	52
3:00	0	0	0		0				15:00	0	0	11		11		22	
3:15	0	0	0		0				15:15	0	0	3		5		8	
3:30	0	0	0		0				15:30	0	0	6		6		12	
3:45	0	0	0		0				15:45	0	0	3	23	13	35	16	58
4:00	0	0	0		0				16:00	0	0	4		8		12	
4:15	0	0	0		1		1		16:15	0	0	4		14		18	
4:30	0	0	1		0		1		16:30	0	0	9		12		21	
4:45	0	0	1	2	0	1	1	3	16:45	0	0	15	32	10	44	25	76
5:00	0	0	2		0		2		17:00	0	0	9		6		15	
5:15	0	0	1		0		1		17:15	0	0	8		9		17	
5:30	0	0	3		0		3		17:30	0	0	4		14		18	
5:45	0	0	3	9	0		3	9	17:45	0	0	8	29	7	36	15	65
6:00	0	0	4		1		5		18:00	0	0	6		8		14	
6:15	0	0	3		2		5		18:15	0	0	9		5		14	
6:30	0	0	4		4		8		18:30	0	0	6		13		19	
6:45	0	0	7	18	2	9	9	27	18:45	0	0	4	25	7	33	11	58
7:00	0	0	4		0		4		19:00	0	0	9		7		16	
7:15	0	0	7		7		14		19:15	0	0	6		6		12	
7:30	0	0	16		3		19		19:30	0	0	5		2		7	
7:45	0	0	10	37	2	12	12	49	19:45	0	0	1	21	6	21	7	42
8:00	0	0	7		4		11		20:00	0	0	4		6		10	
8:15	0	0	4		3		7		20:15	0	0	5		4		9	
8:30	0	0	6		10		16		20:30	0	0	3		6		9	
8:45	0	0	4	21	6	23	10	44	20:45	0	0	3	15	4	20	7	35
9:00	0	0	4		5		9		21:00	0	0	3		8		11	
9:15	0	0	8		3		11		21:15	0	0	2		7		9	
9:30	0	0	5		8		13		21:30	0	0	2		5		7	
9:45	0	0	10	27	6	22	16	49	21:45	0	0	3	10	5	25	8	35
10:00	0	0	5		6		11		22:00	0	0	3		4		7	
10:15	0	0	5		1		6		22:15	0	0	0		1		1	
10:30	0	0	8		5		13		22:30	0	0	3		2		5	
10:45	0	0	5	23	5	17	10	40	22:45	0	0	3	9	3	10	6	19
11:00	0	0	4		0		4		23:00	0	0	1		6		7	
11:15	0	0	2		2		4		23:15	0	0	2		3		5	
11:30	0	0	6		5		11		23:30	0	0	0		1		1	
11:45	0	0	4	16	5	12	9	28	23:45	0	0	1	4	2	12	3	16
TOTALS				157		98		255	TOTALS				232		300		532
SPLIT %				61.6%		38.4%		32.4%	SPLIT %				43.6%		56.4%		67.6%

DAILY TOTALS	NB	SB	EB	WB	Total
	0	0	389	398	787

AM Peak Hour			7:15	8:15	7:15	PM Peak Hour			16:30	15:45	16:15
AM Pk Volume			40	24	56	PM Pk Volume			41	47	79
Pk Hr Factor			0.625	0.600	0.737	Pk Hr Factor			0.683	0.839	0.790
7 - 9 Volume	0	0	58	35	93	4 - 6 Volume	0	0	61	80	141
7 - 9 Peak Hour			7:15	8:00	7:15	4 - 6 Peak Hour			16:30	16:00	16:15
7 - 9 Pk Volume	0	0	40	23	56	4 - 6 Pk Volume	0	0	41	44	79
Pk Hr Factor	0.000	0.000	0.625	0.575	0.737	Pk Hr Factor	0.000	0.000	0.683	0.786	0.790

Prepared by NDS/ATD

Project #: CA23_020030_033 **City:** Burbank

Location: W Angeleno Ave Bet. S Glenwood Pl & **Date:** 1/18/2023

Prepared by National Data & Surveying Services

SPEED

W Angeleno Ave Bet. S Glenwood Pl & Victory Blvd

Day: Thursday
Date: 1/19/2023

City: Burbank
Project #: CA23_020030_033e

East Bound

Time	< 15	15 - 19	20 - 24	25 - 29	30 - 34	35 - 39	40 - 44	45 - 49	50 - 54	55 - 59	60 - 64	65 - 69	70 +	Total
0:00 AM	0	0	0	0	0	0	0	0	0	0	0	0	0	0
0:15	0	0	0	0	0	0	0	0	0	0	0	0	0	0
0:30	0	2	0	0	0	0	0	0	0	0	0	0	0	2
0:45	0	0	1	1	0	0	0	0	0	0	0	0	0	2
1:00	0	0	0	0	0	0	0	0	0	0	0	0	0	0
1:15	0	0	0	0	0	0	0	0	0	0	0	0	0	0
1:30	0	0	0	0	0	0	0	0	0	0	0	0	0	0
1:45	0	0	0	0	0	0	0	0	0	0	0	0	0	0
2:00	0	0	0	0	0	0	0	0	0	0	0	0	0	0
2:15	0	1	0	0	0	0	0	0	0	0	0	0	0	1
2:30	0	0	0	0	0	0	0	0	0	0	0	0	0	0
2:45	0	0	0	0	0	0	0	0	0	0	0	0	0	0
3:00	0	0	0	0	0	0	0	0	0	0	0	0	0	0
3:15	0	0	0	0	0	0	0	0	0	0	0	0	0	0
3:30	0	1	0	0	0	0	0	0	0	0	0	0	0	1
3:45	0	0	1	0	0	0	0	0	0	0	0	0	0	1
4:00	0	0	0	0	0	0	0	0	0	0	0	0	0	0
4:15	0	0	0	0	0	0	0	0	0	0	0	0	0	0
4:30	0	0	0	0	0	0	0	0	0	0	0	0	0	0
4:45	0	0	1	0	0	0	0	0	0	0	0	0	0	1
5:00	0	1	0	0	0	0	0	0	0	0	0	0	0	1
5:15	1	2	0	0	0	0	0	0	0	0	0	0	0	3
5:30	0	0	2	1	0	0	0	0	0	0	0	0	0	3
5:45	0	1	2	1	0	1	0	0	0	0	0	0	0	5
6:00	1	1	0	2	0	0	0	0	0	0	0	0	0	4
6:15	0	0	0	3	0	0	0	0	0	0	0	0	0	3
6:30	1	0	1	0	0	0	0	0	0	0	0	0	0	2
6:45	0	0	0	2	2	0	0	0	0	0	0	0	0	4
7:00	2	0	2	0	0	0	1	0	0	0	0	0	0	5
7:15	1	2	0	1	0	0	0	0	0	0	0	0	0	4
7:30	2	0	5	4	0	0	0	0	0	0	0	0	0	11
7:45	1	7	3	2	1	0	0	0	0	0	0	0	0	14
8:00	1	4	1	1	0	0	0	0	0	0	0	0	0	7
8:15	0	0	3	3	0	1	0	0	0	0	0	0	0	7
8:30	2	1	1	3	1	1	0	0	0	0	0	0	0	9
8:45	0	0	1	2	1	0	0	0	0	0	0	0	0	4
9:00	1	0	3	2	0	0	0	0	0	0	0	0	0	6
9:15	2	0	1	1	1	1	0	0	0	0	0	0	0	6
9:30	1	1	0	1	0	0	0	0	0	0	0	0	0	3
9:45	0	1	3	2	0	0	0	0	0	0	0	0	0	6
10:00	1	3	1	3	1	0	0	0	0	0	0	0	0	9
10:15	0	1	2	0	0	0	0	0	0	0	0	0	0	3
10:30	0	0	1	0	0	0	0	0	0	0	0	0	0	1
10:45	1	4	2	0	0	0	0	0	0	0	0	0	0	7
11:00	0	0	0	1	0	0	0	0	0	0	0	0	0	1
11:15	0	0	1	1	0	0	0	0	0	0	0	0	0	2
11:30	0	0	1	3	0	0	0	0	0	0	0	0	0	4
11:45	0	0	2	1	1	0	0	0	0	0	0	0	0	4
12:00 PM	1	1	1	1	1	0	0	0	0	0	0	0	0	5
12:15	1	1	2	3	0	0	0	0	0	0	0	0	0	7
12:30	1	1	2	1	0	0	0	0	0	0	0	0	0	5
12:45	0	1	2	1	0	0	0	0	0	0	0	0	0	4
13:00	0	3	3	0	0	0	0	0	0	0	0	0	0	6
13:15	2	2	2	1	0	0	0	0	0	0	0	0	0	7
13:30	0	2	3	2	0	0	0	0	0	0	0	0	0	7
13:45	0	1	3	0	0	0	0	0	0	0	0	0	0	4
14:00	0	2	3	0	1	0	0	0	0	0	0	0	0	6
14:15	0	3	1	0	0	0	0	0	0	0	0	0	0	4
14:30	1	0	0	1	1	0	0	0	0	0	0	0	0	3
14:45	2	3	0	1	0	0	0	0	0	0	0	0	0	6
15:00	2	1	2	2	0	0	0	0	0	0	0	0	0	7
15:15	0	0	5	1	0	0	0	0	0	0	0	0	0	6
15:30	1	0	0	3	0	0	0	0	0	0	0	0	0	4
15:45	0	6	1	2	0	0	0	0	0	0	0	0	0	9
16:00	1	1	0	1	0	0	0	0	0	0	0	0	0	3
16:15	2	0	5	0	0	0	0	0	0	0	0	0	0	7
16:30	1	1	0	1	0	0	0	0	0	0	0	0	0	3
16:45	0	3	1	2	0	0	0	0	0	0	0	0	0	6
17:00	0	2	0	0	1	0	0	0	0	0	0	0	0	3
17:15	1	0	1	1	0	0	0	0	0	0	0	0	0	3
17:30	5	1	1	0	1	0	0	0	0	0	0	0	0	8
17:45	1	1	1	0	0	0	0	0	0	0	0	0	0	3
18:00	0	4	2	1	0	0	0	0	0	0	0	0	0	7
18:15	1	1	2	0	0	0	0	0	0	0	0	0	0	4
18:30	0	1	2	1	0	0	0	0	0	0	0	0	0	4
18:45	1	0	1	0	0	0	0	0	0	0	0	0	0	2
19:00	0	3	1	2	1	0	0	0	0	0	0	0	0	7
19:15	0	0	3	1	0	0	1	0	0	0	0	0	0	5
19:30	0	0	0	0	1	0	0	0	0	0	0	0	0	1
19:45	0	1	2	1	0	0	0	0	0	0	0	0	0	4
20:00	2	3	1	1	0	0	0	0	0	0	0	0	0	7
20:15	3	1	0	0	0	0	0	0	0	0	0	0	0	4
20:30	0	0	2	0	1	1	0	0	0	0	0	0	0	4
20:45	1	0	0	0	0	0	0	0	0	0	0	0	0	1
21:00	1	2	0	0	0	0	0	0	0	0	0	0	0	3
21:15	1	0	1	0	0	0	0	0	0	0	0	0	0	2
21:30	1	0	2	0	0	0	0	0	0	0	0	0	0	3
21:45	0	0	0	0	0	0	0	0	0	0	0	0	0	0
22:00	1	0	1	0	0	0	0	0	0	0	0	0	0	2
22:15	0	3	2	0	0	0	0	0	0	0	0	0	0	5
22:30	0	2	1	0	0	0	0	0	0	0	0	0	0	3
22:45	0	0	0	1	0	0	0	0	0	0	0	0	0	1
23:00	0	0	0	0	0	0	0	0	0	0	0	0	0	0
23:15	0	0	0	1	0	0	0	0	0	0	0	0	0	1
23:30	0	0	0	2	0	0	0	0	0	0	0	0	0	2
23:45	0	0	0	0	0	0	0	0	0	0	0	0	0	0
Totals	52	90	103	76	16	5	2							344
% of Totals	15%	26%	30%	22%	5%	1%	1%							100%

AM Volumes	18	33	41	41	8	4	1	0	0	0	0	0	0	146
% AM	5%	10%	12%	12%	2%	1%	0%							42%
AM Peak Hour	7:00	7:15	7:30	7:30	8:30	7:45	6:15							7:30
Volume	6	13	12	10	3	2	1							39
PM Volumes	34	57	62	35	8	1	1	0	0	0	0	0	0	198
% PM	10%	17%	18%	10%	2%	0%	0%							58%
PM Peak Hour	17:00	12:45	13:00	15:00	13:45	19:45	18:30							15:00
Volume	7	8	11	8	2	1	1							26

Directional Peak Periods	AM 7-9			NOON 12-2			PM 4-6			Off Peak Volumes		
All Classes	Volume	⟷	%	Volume	⟷	%	Volume	⟷	%	Volume	⟷	%
	61		18%	45		13%	36		10%	202		59%

Street Name	Direction	Percentiles					
		15th	50th	Average	85th	95th	ADT
W Angeleno Ave	East Bound	15	21	21	28	32	344
W Angeleno Ave	West Bound	15	22	21	28	31	356

Prepared by National Data & Surveying Services

SPEED

W Angeleno Ave Bet. S Glenwood Pl & Victory Blvd

Day: Thursday
Date: 1/19/2023

City: Burbank
Project #: CA23_020030_033w

West Bound

Time	< 15	15 - 19	20 - 24	25 - 29	30 - 34	35 - 39	40 - 44	45 - 49	50 - 54	55 - 59	60 - 64	65 - 69	70 +	Total
0:00 AM	0	0	1	0	1	0	0	0	0	0	0	0	0	2
0:15	0	1	1	0	0	0	0	0	0	0	0	0	0	2
0:30	0	0	3	0	0	0	0	0	0	0	0	0	0	3
0:45	0	0	0	0	0	0	0	0	0	0	0	0	0	0
1:00	0	1	0	0	0	0	0	0	0	0	0	0	0	1
1:15	0	0	1	0	0	0	0	0	0	0	0	0	0	1
1:30	0	1	1	0	0	0	0	0	0	0	0	0	0	2
1:45	0	0	0	1	0	0	0	0	0	0	0	0	0	1
2:00	0	0	0	0	0	0	0	0	0	0	0	0	0	0
2:15	0	0	0	0	0	0	0	0	0	0	0	0	0	0
2:30	0	0	0	0	0	0	0	0	0	0	0	0	0	0
2:45	0	0	0	1	0	0	0	0	0	0	0	0	0	1
3:00	0	0	0	0	0	0	0	0	0	0	0	0	0	0
3:15	0	0	0	0	0	0	0	0	0	0	0	0	0	0
3:30	0	0	1	0	0	0	0	0	0	0	0	0	0	1
3:45	0	0	0	0	0	0	0	0	0	0	0	0	0	0
4:00	0	0	0	0	0	0	0	0	0	0	0	0	0	0
4:15	0	0	0	0	0	0	0	0	0	0	0	0	0	0
4:30	0	0	0	0	0	0	0	0	0	0	0	0	0	0
4:45	0	0	0	0	0	0	0	0	0	0	0	0	0	0
5:00	0	0	0	0	0	0	0	0	0	0	0	0	0	0
5:15	0	0	0	0	0	0	0	0	0	0	0	0	0	0
5:30	1	0	0	0	0	0	0	0	0	0	0	0	0	1
5:45	0	0	0	0	0	0	0	0	0	0	0	0	0	0
6:00	0	0	0	0	0	0	0	0	0	0	0	0	0	0
6:15	0	0	0	1	0	0	0	0	0	0	0	0	0	1
6:30	0	0	2	0	0	0	0	0	0	0	0	0	0	2
6:45	0	1	0	0	0	0	0	0	0	0	0	0	0	1
7:00	1	0	0	0	0	0	0	0	0	0	0	0	0	1
7:15	3	2	1	0	1	0	0	0	0	0	0	0	0	7
7:30	1	1	0	2	0	0	0	0	0	0	0	0	0	4
7:45	0	0	4	0	0	1	0	0	0	0	0	0	0	5
8:00	0	0	1	2	0	0	0	0	0	0	0	0	0	3
8:15	1	2	4	2	0	0	0	0	0	0	0	0	0	9
8:30	0	2	2	1	0	0	0	0	0	0	0	0	0	5
8:45	0	0	1	0	0	0	0	0	0	0	0	0	0	1
9:00	0	0	2	0	0	0	0	0	0	0	0	0	0	2
9:15	0	0	1	1	0	0	0	0	0	0	0	0	0	2
9:30	1	0	0	1	0	1	0	0	0	0	0	0	0	3
9:45	0	0	1	0	0	0	0	0	0	0	0	0	0	1
10:00	1	1	2	2	1	0	0	0	0	0	0	0	0	7
10:15	0	0	2	1	1	0	0	0	0	0	0	0	0	4
10:30	0	1	1	5	1	0	0	0	0	0	0	0	0	8
10:45	2	1	0	1	0	0	0	0	0	0	0	0	0	4
11:00	1	2	1	1	0	0	0	0	0	0	0	0	0	5
11:15	0	0	1	1	0	0	0	0	0	0	0	0	0	2
11:30	0	2	3	0	1	0	0	0	0	0	0	0	0	6
11:45	0	1	2	2	0	0	0	0	0	0	0	0	0	5
12:00 PM	0	1	3	1	0	0	0	0	0	0	0	0	0	5
12:15	0	1	2	0	0	0	0	0	0	0	0	0	0	3
12:30	0	0	2	3	0	0	0	0	0	0	0	0	0	5
12:45	0	0	2	0	1	1	0	0	0	0	0	0	0	4
13:00	0	2	0	2	0	1	0	0	0	0	0	0	0	5
13:15	1	3	5	1	1	0	0	0	0	0	0	0	0	11
13:30	0	1	1	1	0	0	0	0	0	0	0	0	0	3
13:45	1	3	0	1	0	0	0	0	0	0	0	0	0	5
14:00	1	0	1	0	0	0	0	0	0	0	0	0	0	2
14:15	0	0	1	0	1	0	0	0	0	0	0	0	0	2
14:30	0	1	2	0	0	0	0	0	0	0	0	0	0	3
14:45	0	2	0	1	0	0	0	0	0	0	0	0	0	3
15:00	1	2	4	1	1	0	0	0	0	0	0	0	0	9
15:15	1	2	1	1	0	0	0	0	0	0	0	0	0	5
15:30	2	1	1	1	0	0	0	0	0	0	0	0	0	5
15:45	0	1	4	2	1	0	0	0	0	0	0	0	0	8
16:00	0	1	2	0	1	0	0	0	0	0	0	0	0	4
16:15	1	0	4	2	1	0	0	0	0	0	0	0	0	8
16:30	1	3	5	0	0	0	0	0	0	0	0	0	0	9
16:45	1	5	1	1	0	0	0	0	0	0	0	0	0	8
17:00	3	0	2	3	0	0	0	0	0	0	0	0	0	8
17:15	0	3	3	3	0	0	0	0	0	0	0	0	0	9
17:30	2	3	1	2	0	0	0	0	0	0	0	0	0	8
17:45	3	2	3	3	0	0	0	0	0	0	0	0	0	11
18:00	1	4	5	2	1	0	0	0	0	0	0	0	0	13
18:15	2	3	2	1	0	0	0	0	0	0	0	0	0	8
18:30	1	2	4	1	0	0	0	0	0	0	0	0	0	8
18:45	3	1	2	1	0	0	0	0	0	0	0	0	0	7
19:00	2	1	0	2	0	0	0	0	0	0	0	0	0	5
19:15	1	0	2	0	0	0	0	0	0	0	0	0	0	3
19:30	0	1	1	0	1	0	0	0	0	0	0	0	0	3
19:45	1	2	4	0	1	0	0	0	0	0	0	0	0	8
20:00	0	2	5	0	0	0	0	0	0	0	0	0	0	7
20:15	1	4	1	3	0	0	0	0	0	0	0	0	0	9
20:30	2	1	1	0	0	0	0	0	0	0	0	0	0	4
20:45	2	1	1	0	0	0	0	0	0	0	0	0	0	4
21:00	0	0	0	1	0	0	0	0	0	0	0	0	0	1
21:15	1	1	2	0	0	0	0	0	0	0	0	0	0	4
21:30	0	0	1	1	0	0	0	0	0	0	0	0	0	2
21:45	0	1	1	1	0	0	0	0	0	0	0	0	0	3
22:00	0	2	4	0	0	0	0	0	0	0	0	0	0	6
22:15	1	2	0	0	0	1	0	0	0	0	0	0	0	4
22:30	1	1	2	0	0	0	0	0	0	0	0	0	0	4
22:45	0	0	0	0	0	0	0	0	0	0	0	0	0	0
23:00	0	0	1	1	0	0	0	0	0	0	0	0	0	2
23:15	0	2	0	0	1	0	0	0	0	0	0	0	0	3
23:30	0	0	0	0	1	0	0	0	0	0	0	0	0	1
23:45	0	0	0	1	0	0	0	0	0	0	0	0	0	1
Totals	49	87	123	69	18	5								350
% of Totals	14%	24%	36%	19%	5%	1%								100%

AM Volumes	12	19	38	25	6	2	0	0	0	0	0	0	0	103
% AM	3%	5%	11%	7%	2%	1%								29%
AM Peak Hour	6:45	10:45	7:45	10:00	9:45	7:00								10:00
Volume	5	5	11	9	3	1								23
PM Volumes	37	68	85	44	12	3	0	0	0	0	0	0	0	251
% PM	10%	19%	25%	12%	3%	1%								71%
PM Peak Hour	17:00	17:15	15:45	17:00	15:30	12:15								17:15
Volume	8	12	15	11	3	2								41

Directional Peak Periods	AM 7-9			NOON 12-2			PM 4-6			Off Peak Volumes		
All Classes	Volume	⟷	%	Volume	⟷	%	Volume	⟷	%	Volume	⟷	%
	35		10%	41		12%	65		18%	215		60%

Street Name	Direction	Percentiles					
		15th	50th	Average	85th	95th	ADT
W Angeleno Ave	East Bound	15	21	21	28	32	344
W Angeleno Ave	West Bound	15	22	21	28	31	356

Prepared by National Data & Surveying Services

SPEED

W Angeleno Ave Bet. S Glenwood Pl & Victory Blvd

Day: Thursday
Date: 1/19/2023

City: Burbank
Project #: CA23_020030_033

Summary

Time	< 15	15 - 19	20 - 24	25 - 29	30 - 34	35 - 39	40 - 44	45 - 49	50 - 54	55 - 59	60 - 64	65 - 69	70 +	Total
0:00 AM	0	0	1	0	1	0	0	0	0	0	0	0	0	2
0:15	0	1	1	0	0	0	0	0	0	0	0	0	0	2
0:30	0	2	3	0	0	0	0	0	0	0	0	0	0	5
0:45	0	0	1	1	0	0	0	0	0	0	0	0	0	2
1:00	0	1	0	0	0	0	0	0	0	0	0	0	0	1
1:15	0	0	1	0	0	0	0	0	0	0	0	0	0	1
1:30	0	1	1	0	0	0	0	0	0	0	0	0	0	2
1:45	0	0	0	1	0	0	0	0	0	0	0	0	0	1
2:00	0	0	0	0	0	0	0	0	0	0	0	0	0	0
2:15	0	1	0	0	0	0	0	0	0	0	0	0	0	1
2:30	0	0	0	0	0	0	0	0	0	0	0	0	0	0
2:45	0	0	0	1	0	0	0	0	0	0	0	0	0	1
3:00	0	0	0	0	0	0	0	0	0	0	0	0	0	0
3:15	0	0	0	0	0	0	0	0	0	0	0	0	0	0
3:30	0	1	1	0	0	0	0	0	0	0	0	0	0	2
3:45	0	0	1	0	0	0	0	0	0	0	0	0	0	1
4:00	0	0	0	0	0	0	0	0	0	0	0	0	0	0
4:15	0	0	0	0	0	0	0	0	0	0	0	0	0	0
4:30	0	0	0	0	0	0	0	0	0	0	0	0	0	0
4:45	0	0	1	0	0	0	0	0	0	0	0	0	0	1
5:00	0	1	0	0	0	0	0	0	0	0	0	0	0	1
5:15	1	2	0	0	0	0	0	0	0	0	0	0	0	3
5:30	1	0	2	1	0	0	0	0	0	0	0	0	0	4
5:45	0	1	2	1	0	1	0	0	0	0	0	0	0	5
6:00	1	1	0	2	0	0	0	0	0	0	0	0	0	4
6:15	0	0	0	4	0	0	0	0	0	0	0	0	0	4
6:30	1	0	3	0	0	0	0	0	0	0	0	0	0	4
6:45	0	1	0	2	2	0	0	0	0	0	0	0	0	5
7:00	3	0	2	0	0	0	1	0	0	0	0	0	0	6
7:15	4	4	1	1	1	0	0	0	0	0	0	0	0	11
7:30	3	1	5	6	0	0	0	0	0	0	0	0	0	15
7:45	1	7	7	2	1	1	0	0	0	0	0	0	0	19
8:00	1	4	2	3	0	0	0	0	0	0	0	0	0	10
8:15	1	2	7	5	0	1	0	0	0	0	0	0	0	16
8:30	2	3	3	4	1	1	0	0	0	0	0	0	0	14
8:45	0	0	2	2	1	0	0	0	0	0	0	0	0	5
9:00	1	0	5	2	0	0	0	0	0	0	0	0	0	8
9:15	2	0	2	2	1	1	0	0	0	0	0	0	0	8
9:30	2	1	0	2	0	1	0	0	0	0	0	0	0	6
9:45	0	1	4	2	0	0	0	0	0	0	0	0	0	7
10:00	2	4	3	5	2	0	0	0	0	0	0	0	0	16
10:15	0	1	4	1	1	0	0	0	0	0	0	0	0	7
10:30	0	1	2	5	1	0	0	0	0	0	0	0	0	9
10:45	3	5	2	1	0	0	0	0	0	0	0	0	0	11
11:00	1	2	1	2	0	0	0	0	0	0	0	0	0	6
11:15	0	0	2	2	0	0	0	0	0	0	0	0	0	4
11:30	0	2	4	3	1	0	0	0	0	0	0	0	0	10
11:45	0	1	4	3	1	0	0	0	0	0	0	0	0	9
12:00 PM	1	2	4	2	1	0	0	0	0	0	0	0	0	10
12:15	1	2	4	3	0	0	0	0	0	0	0	0	0	10
12:30	1	1	4	4	0	0	0	0	0	0	0	0	0	10
12:45	0	1	4	1	1	1	0	0	0	0	0	0	0	8
13:00	0	5	3	2	0	1	0	0	0	0	0	0	0	11
13:15	3	5	7	2	1	0	0	0	0	0	0	0	0	18
13:30	0	3	4	3	0	0	0	0	0	0	0	0	0	10
13:45	1	4	3	1	0	0	0	0	0	0	0	0	0	9
14:00	1	2	4	0	1	0	0	0	0	0	0	0	0	8
14:15	0	3	2	0	1	0	0	0	0	0	0	0	0	6
14:30	1	1	2	1	1	0	0	0	0	0	0	0	0	6
14:45	2	5	0	2	0	0	0	0	0	0	0	0	0	9
15:00	3	3	6	3	1	0	0	0	0	0	0	0	0	16
15:15	1	2	6	2	0	0	0	0	0	0	0	0	0	11
15:30	3	1	1	4	0	0	0	0	0	0	0	0	0	9
15:45	0	7	5	4	1	0	0	0	0	0	0	0	0	17
16:00	1	2	2	1	1	0	0	0	0	0	0	0	0	7
16:15	3	0	9	2	1	0	0	0	0	0	0	0	0	15
16:30	2	4	5	1	0	0	0	0	0	0	0	0	0	12
16:45	1	8	2	3	0	0	0	0	0	0	0	0	0	14
17:00	3	2	2	3	1	0	0	0	0	0	0	0	0	11
17:15	1	3	4	4	0	0	0	0	0	0	0	0	0	12
17:30	7	4	2	2	1	0	0	0	0	0	0	0	0	16
17:45	4	3	4	3	0	0	0	0	0	0	0	0	0	14
18:00	1	8	7	3	1	0	0	0	0	0	0	0	0	20
18:15	3	4	4	1	0	0	0	0	0	0	0	0	0	12
18:30	1	3	6	2	0	0	0	0	0	0	0	0	0	12
18:45	4	1	3	1	0	0	0	0	0	0	0	0	0	9
19:00	2	4	1	4	1	0	0	0	0	0	0	0	0	12
19:15	1	0	5	1	0	0	1	0	0	0	0	0	0	8
19:30	0	1	1	0	2	0	0	0	0	0	0	0	0	4
19:45	1	3	6	1	1	0	0	0	0	0	0	0	0	12
20:00	2	5	6	1	0	0	0	0	0	0	0	0	0	14
20:15	4	5	1	3	0	0	0	0	0	0	0	0	0	13
20:30	2	1	3	0	1	1	0	0	0	0	0	0	0	8
20:45	3	1	1	0	0	0	0	0	0	0	0	0	0	5
21:00	1	2	0	1	0	0	0	0	0	0	0	0	0	4
21:15	2	1	3	0	0	0	0	0	0	0	0	0	0	6
21:30	1	0	3	1	0	0	0	0	0	0	0	0	0	5
21:45	0	1	1	1	0	0	0	0	0	0	0	0	0	3
22:00	1	2	5	0	0	0	0	0	0	0	0	0	0	8
22:15	1	5	2	0	0	1	0	0	0	0	0	0	0	9
22:30	1	3	3	0	0	0	0	0	0	0	0	0	0	7
22:45	0	0	0	1	0	0	0	0	0	0	0	0	0	1
23:00	0	0	1	1	0	0	0	0	0	0	0	0	0	2
23:15	0	2	0	1	1	0	0	0	0	0	0	0	0	4
23:30	0	0	0	2	1	0	0	0	0	0	0	0	0	3
23:45	0	0	0	1	0	0	0	0	0	0	0	0	0	1
Totals	161	177	231	145	34	10	2							700
% of Totals	14%	25%	33%	21%	5%	1%	0%							100%

AM Volumes	30	52	80	66	14	6	1	0	0	0	0	0	0	249
% AM	4%	7%	11%	9%	2%	1%	0%							36%
AM Peak Hour	7:00	7:15	7:30	7:30	9:45	7:45	6:15							7:30
Volume	11	16	21	16	4	3	1							60
PM Volumes	71	125	151	79	20	4	1	0	0	0	0	0	0	451
% PM	10%	18%	22%	11%	3%	1%	0%							64%
PM Peak Hour	17:00	17:30	15:45	15:00	19:00	12:15	18:30							17:15
Volume	15	19	21	13	4	2	1							62

Directional Peak Periods	AM 7-9			NOON 12-2			PM 4-6			Off Peak Volumes		
All Classes	Volume	⟷	%	Volume	⟷	%	Volume	⟷	%	Volume	⟷	%
	96	⟷	14%	86	⟷	12%	101	⟷	14%	417	⟷	60%

Street Name	Direction	Percentiles					
		15th	50th	Average	85th	95th	ADT
W Angeleno Ave	Summary	15	22	21	28	32	700

Prepared by National Data & Surveying Services

SPEED

W Angeleno Ave Bet. S Glenwood Pl & Victory Blvd

Day: Thursday
Date: 1/19/2023

City: Burbank
Project #: CA23_020030_033e

East Bound

Time	< 15	15 - 19	20 - 24	25 - 29	30 - 34	35 - 39	40 - 44	45 - 49	50 - 54	55 - 59	60 - 64	65 - 69	70 +	Total
0:00 AM	0	2	1	1	0	0	0	0	0	0	0	0	0	4
1:00	0	0	0	0	0	0	0	0	0	0	0	0	0	0
2:00	0	1	0	0	0	0	0	0	0	0	0	0	0	1
3:00	0	1	1	0	0	0	0	0	0	0	0	0	0	2
4:00	0	0	1	0	0	0	0	0	0	0	0	0	0	1
5:00	1	4	4	2	0	1	0	0	0	0	0	0	0	12
6:00	2	1	1	7	2	0	0	0	0	0	0	0	0	13
7:00	6	9	10	7	1	0	1	0	0	0	0	0	0	34
8:00	3	5	6	9	2	2	0	0	0	0	0	0	0	27
9:00	4	2	7	6	1	1	0	0	0	0	0	0	0	21
10:00	2	8	6	3	1	0	0	0	0	0	0	0	0	20
11:00	0	0	4	6	1	0	0	0	0	0	0	0	0	11
12:00 PM	3	4	7	6	1	0	0	0	0	0	0	0	0	21
13:00	2	8	11	3	0	0	0	0	0	0	0	0	0	24
14:00	3	8	4	2	2	0	0	0	0	0	0	0	0	19
15:00	3	7	8	8	0	0	0	0	0	0	0	0	0	26
16:00	4	5	6	4	0	0	0	0	0	0	0	0	0	19
17:00	7	4	3	1	2	0	0	0	0	0	0	0	0	17
18:00	2	6	7	2	0	0	0	0	0	0	0	0	0	17
19:00	0	4	6	4	2	0	1	0	0	0	0	0	0	17
20:00	6	4	3	1	1	1	0	0	0	0	0	0	0	16
21:00	3	2	3	0	0	0	0	0	0	0	0	0	0	8
22:00	1	5	4	1	0	0	0	0	0	0	0	0	0	11
23:00	0	0	0	3	0	0	0	0	0	0	0	0	0	3
Totals	52	90	103	76	16	5	2							344
% of Totals	15%	26%	30%	22%	5%	1%	1%							100%

AM Volumes	18	33	41	41	8	4	1	0	0	0	0	0	0	146
% AM	5%	10%	12%	12%	2%	1%	0%							42%
AM Peak Hour	7:00	7:00	7:00	8:00	6:00	8:00	7:00							7:00
Volume	6	9	10	9	2	2	1							34
PM Volumes	34	57	62	35	8	1	1	0	0	0	0	0	0	198
% PM	10%	17%	18%	10%	2%	0%	0%							58%
PM Peak Hour	17:00	13:00	13:00	15:00	14:00	20:00	19:00							15:00
Volume	7	8	11	8	2	1	1							26

Directional Peak Periods	AM 7-9			NOON 12-2			PM 4-6			Off Peak Volumes		
All Speeds	Volume		%	Volume		%	Volume		%	Volume		%
	61	↔	18%	45	↔	13%	36	↔	10%	202	↔	59%

Street Name	Direction	Percentiles					
		15th	50th	Average	85th	95th	ADT
W Angeleno Ave	East Bound	15	21	21	28	32	344
W Angeleno Ave	West Bound	15	22	21	28	31	356

Prepared by National Data & Surveying Services

SPEED

W Angeleno Ave Bet. S Glenwood Pl & Victory Blvd

Day: Thursday
Date: 1/19/2023

City: Burbank
Project #: CA23_020030_033w

West Bound

Time	< 15	15 - 19	20 - 24	25 - 29	30 - 34	35 - 39	40 - 44	45 - 49	50 - 54	55 - 59	60 - 64	65 - 69	70 +	Total
0:00 AM	0	1	5	0	1	0	0	0	0	0	0	0	0	7
1:00	0	2	2	1	0	0	0	0	0	0	0	0	0	5
2:00	0	0	0	1	0	0	0	0	0	0	0	0	0	1
3:00	0	0	1	0	0	0	0	0	0	0	0	0	0	1
4:00	0	0	0	0	0	0	0	0	0	0	0	0	0	0
5:00	1	0	0	0	0	0	0	0	0	0	0	0	0	1
6:00	0	1	2	1	0	0	0	0	0	0	0	0	0	4
7:00	5	3	5	2	1	1	0	0	0	0	0	0	0	17
8:00	1	4	8	5	0	0	0	0	0	0	0	0	0	18
9:00	1	0	4	2	0	1	0	0	0	0	0	0	0	8
10:00	3	3	5	9	3	0	0	0	0	0	0	0	0	23
11:00	1	5	7	4	1	0	0	0	0	0	0	0	0	18
12:00 PM	0	2	9	4	1	1	0	0	0	0	0	0	0	17
13:00	2	9	6	5	1	1	0	0	0	0	0	0	0	24
14:00	1	3	4	1	1	0	0	0	0	0	0	0	0	10
15:00	4	6	10	5	2	0	0	0	0	0	0	0	0	27
16:00	3	9	12	3	2	0	0	0	0	0	0	0	0	29
17:00	8	8	9	11	0	0	0	0	0	0	0	0	0	36
18:00	7	10	13	5	1	0	0	0	0	0	0	0	0	36
19:00	4	4	7	2	2	0	0	0	0	0	0	0	0	19
20:00	5	8	8	3	0	0	0	0	0	0	0	0	0	24
21:00	1	2	4	3	0	0	0	0	0	0	0	0	0	10
22:00	2	5	6	0	0	1	0	0	0	0	0	0	0	14
23:00	0	2	1	2	2	0	0	0	0	0	0	0	0	7
Totals	49	87	128	69	18	5								356
% of Totals	14%	24%	36%	19%	5%	1%								100%

AM Volumes	12	19	39	25	6	2	0	0	0	0	0	0	0	103
% AM	3%	5%	11%	7%	2%	1%								29%
AM Peak Hour	7:00	11:00	8:00	10:00	10:00	7:00								10:00
Volume	5	5	8	9	3	1								23
PM Volumes	37	68	89	44	12	3	0	0	0	0	0	0	0	253
% PM	10%	19%	25%	12%	3%	1%								71%
PM Peak Hour	17:00	18:00	18:00	17:00	15:00	12:00								17:00
Volume	8	10	13	11	2	1								36

Directional Peak Periods	AM 7-9			NOON 12-2			PM 4-6			Off Peak Volumes		
All Speeds	Volume		%	Volume		%	Volume		%	Volume		%
	35	↔	10%	41	↔	12%	65	↔	18%	215	↔	60%

Street Name	Direction	Percentiles					
		15th	50th	Average	85th	95th	ADT
W Angeleno Ave	East Bound	15	21	21	28	32	344
W Angeleno Ave	West Bound	15	22	21	28	31	356

Prepared by National Data & Surveying Services

SPEED

W Angeleno Ave Bet. S Glenwood Pl & Victory Blvd

Day: Thursday
Date: 1/19/2023

City: Burbank
Project #: CA23_020030_033

Summary

Time	< 15	15 - 19	20 - 24	25 - 29	30 - 34	35 - 39	40 - 44	45 - 49	50 - 54	55 - 59	60 - 64	65 - 69	70 +	Total
0:00 AM	0	3	6	1	1	0	0	0	0	0	0	0	0	11
1:00	0	2	2	1	0	0	0	0	0	0	0	0	0	5
2:00	0	1	0	1	0	0	0	0	0	0	0	0	0	2
3:00	0	1	2	0	0	0	0	0	0	0	0	0	0	3
4:00	0	0	1	0	0	0	0	0	0	0	0	0	0	1
5:00	2	4	4	2	0	1	0	0	0	0	0	0	0	13
6:00	2	2	3	8	2	0	0	0	0	0	0	0	0	17
7:00	11	12	15	9	2	1	1	0	0	0	0	0	0	51
8:00	4	9	14	14	2	2	0	0	0	0	0	0	0	45
9:00	5	2	11	8	1	2	0	0	0	0	0	0	0	29
10:00	5	11	11	12	4	0	0	0	0	0	0	0	0	43
11:00	1	5	11	10	2	0	0	0	0	0	0	0	0	29
12:00 PM	3	6	16	10	2	1	0	0	0	0	0	0	0	38
13:00	4	17	17	8	1	1	0	0	0	0	0	0	0	48
14:00	4	11	8	3	3	0	0	0	0	0	0	0	0	29
15:00	7	13	18	13	2	0	0	0	0	0	0	0	0	53
16:00	7	14	18	7	2	0	0	0	0	0	0	0	0	48
17:00	15	12	12	12	2	0	0	0	0	0	0	0	0	53
18:00	9	16	20	7	1	0	0	0	0	0	0	0	0	53
19:00	4	8	13	6	4	0	1	0	0	0	0	0	0	36
20:00	11	12	11	4	1	1	0	0	0	0	0	0	0	40
21:00	4	4	7	3	0	0	0	0	0	0	0	0	0	18
22:00	3	10	10	1	0	1	0	0	0	0	0	0	0	25
23:00	0	2	1	5	2	0	0	0	0	0	0	0	0	10
Totals	101	177	231	145	34	10	2							700
% of Totals	14%	25%	33%	21%	5%	1%	0%							100%

AM Volumes	30	52	80	66	14	6	1	0	0	0	0	0	0	249
% AM	4%	7%	11%	9%	2%	1%	0%							36%
AM Peak Hour	7:00	7:00	7:00	8:00	10:00	8:00	7:00							7:00
Volume	11	12	15	14	4	2	1							51
PM Volumes	71	125	151	79	20	4	1	0	0	0	0	0	0	451
% PM	10%	18%	22%	11%	3%	1%	0%							64%
PM Peak Hour	17:00	13:00	18:00	15:00	19:00	12:00	19:00							15:00
Volume	15	17	20	13	4	1	1							53

Directional Peak Periods	AM 7-9			NOON 12-2			PM 4-6			Off Peak Volumes		
All Speeds	Volume		%	Volume		%	Volume		%	Volume		%
	96	↔	14%	86	↔	12%	101	↔	14%	417	↔	60%

Street Name	Direction	Percentiles					
		15th	50th	Average	85th	95th	ADT
W Angeleno Ave	Summary	15	22	21	28	32	700

ATTACHMENT 3 - 1656

Prepared by NDS/ATD

Prepared by National Data & Surveying Services

VOLUME

W Angeleno Ave Bet. S Glenwood Pl & Victory Blvd

Day: Thursday
Date: 1/19/2023

City: Burbank
Project #: CA23_020030_033

DAILY TOTALS	NB	SB	EB	WB	Total
	0	0	344	356	700

AM Period	NB	SB	EB		WB		TOTAL		PM Period	NB	SB	EB		WB		TOTAL	
0:00	0	0	0		2		2		12:00	0	0	5		5		10	
0:15	0	0	0		2		2		12:15	0	0	7		3		10	
0:30	0	0	2		3		5		12:30	0	0	5		5		10	
0:45	0	0	2	4	0	7	2	11	12:45	0	0	4	21	4	17	8	38
1:00	0	0	0		1		1		13:00	0	0	6		5		11	
1:15	0	0	0		1		1		13:15	0	0	7		11		18	
1:30	0	0	0		2		2		13:30	0	0	7		3		10	
1:45	0	0	0		1	5	1	5	13:45	0	0	4	24	5	24	9	48
2:00	0	0	0		0				14:00	0	0	6		2		8	
2:15	0	0	1		0		1		14:15	0	0	4		2		6	
2:30	0	0	0		0				14:30	0	0	3		3		6	
2:45	0	0	0	1	1	1	1	2	14:45	0	0	6	19	3	10	9	29
3:00	0	0	0		0				15:00	0	0	7		9		16	
3:15	0	0	0		0				15:15	0	0	6		5		11	
3:30	0	0	1		1		2		15:30	0	0	4		5		9	
3:45	0	0	1	2	0	1	1	3	15:45	0	0	9	26	8	27	17	53
4:00	0	0	0		0				16:00	0	0	3		4		7	
4:15	0	0	0		0				16:15	0	0	7		8		15	
4:30	0	0	0		0				16:30	0	0	3		9		12	
4:45	0	0	1	1	0		1	1	16:45	0	0	6	19	8	29	14	48
5:00	0	0	1		0		1		17:00	0	0	3		8		11	
5:15	0	0	3		0		3		17:15	0	0	3		9		12	
5:30	0	0	3		1		4		17:30	0	0	8		8		16	
5:45	0	0	5	12	0	1	5	13	17:45	0	0	3	17	11	36	14	53
6:00	0	0	4		0		4		18:00	0	0	7		13		20	
6:15	0	0	3		1		4		18:15	0	0	4		8		12	
6:30	0	0	2		2		4		18:30	0	0	4		8		12	
6:45	0	0	4	13	1	4	5	17	18:45	0	0	2	17	7	36	9	53
7:00	0	0	5		1		6		19:00	0	0	7		5		12	
7:15	0	0	4		7		11		19:15	0	0	5		3		8	
7:30	0	0	11		4		15		19:30	0	0	1		3		4	
7:45	0	0	14	34	5	17	19	51	19:45	0	0	4	17	8	19	12	36
8:00	0	0	7		3		10		20:00	0	0	7		7		14	
8:15	0	0	7		9		16		20:15	0	0	4		9		13	
8:30	0	0	9		5		14		20:30	0	0	4		4		8	
8:45	0	0	4	27	1	18	5	45	20:45	0	0	1	16	4	24	5	40
9:00	0	0	6		2		8		21:00	0	0	3		1		4	
9:15	0	0	6		2		8		21:15	0	0	2		4		6	
9:30	0	0	3		3		6		21:30	0	0	3		2		5	
9:45	0	0	6	21	1	8	7	29	21:45	0	0	0	8	3	10	3	18
10:00	0	0	9		7		16		22:00	0	0	2		6		8	
10:15	0	0	3		4		7		22:15	0	0	5		4		9	
10:30	0	0	1		8		9		22:30	0	0	3		4		7	
10:45	0	0	7	20	4	23	11	43	22:45	0	0	1	11	0	14	1	25
11:00	0	0	1		5		6		23:00	0	0	0		2		2	
11:15	0	0	2		2		4		23:15	0	0	1		3		4	
11:30	0	0	4		6		10		23:30	0	0	2		1		3	
11:45	0	0	4	11	5	18	9	29	23:45	0	0	0	3	1	7	1	10
TOTALS				146		103		249	TOTALS				198		253		451
SPLIT %				58.6%		41.4%		35.6%	SPLIT %				43.9%		56.1%		64.4%

DAILY TOTALS	NB	SB	EB	WB	Total
	0	0	344	356	700

AM Peak Hour			7:30	10:00	7:30	PM Peak Hour			15:00	17:15	17:15
AM Pk Volume			39	23	60	PM Pk Volume			26	41	62
Pk Hr Factor			0.696	0.719	0.789	Pk Hr Factor			0.722	0.788	0.775
7 - 9 Volume	0	0	61	35	96	4 - 6 Volume	0	0	36	65	101
7 - 9 Peak Hour			7:30	7:45	7:30	4 - 6 Peak Hour			16:45	17:00	16:45
7 - 9 Pk Volume	0	0	39	22	60	4 - 6 Pk Volume	0	0	20	36	53
Pk Hr Factor	0.000	0.000	0.696	0.611	0.789	Pk Hr Factor	0.000	0.000	0.625	0.818	0.828

Prepared by NDS/ATD

Project #: CA23_020030_033 **City:** Burbank

Location: W Angeleno Ave Bet. S Glenwood Pl & **Date:** 1/19/2023

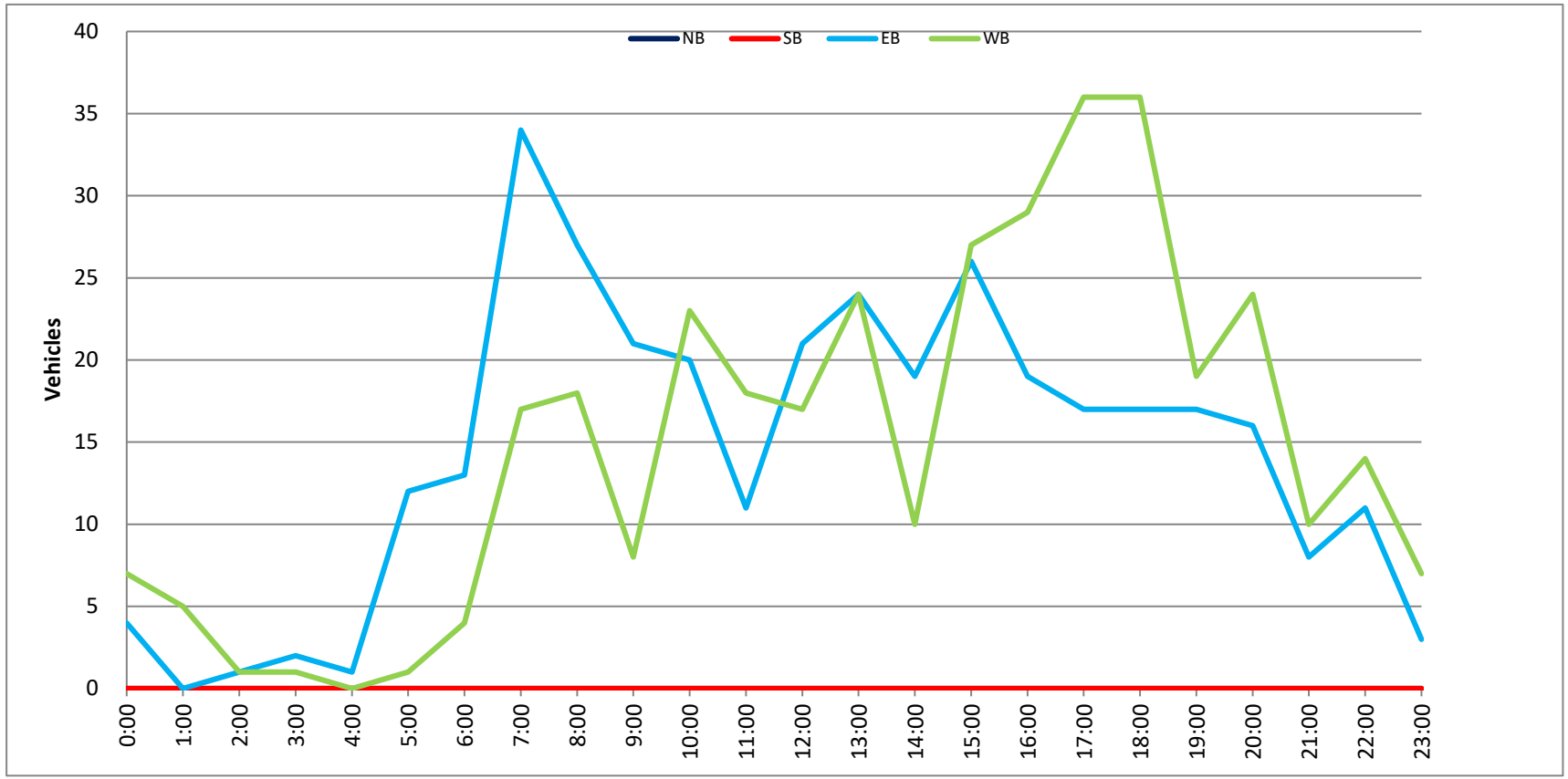

Prepared by NDS/ATD

VOLUME

S Glenwood Pl S/O W Oak St

Day: Tuesday
Date: 1/17/2023

City: Burbank
Project #: CA23_020030_032

DAILY TOTALS	NB	SB	EB	WB	Total
	295	139	0	0	434

AM Period	NB		SB		EB		WB		TOTAL		PM Period	NB		SB		EB		WB		TOTAL	
00:00	0		0						0		12:00	7		3						10	
00:15	1		0						1		12:15	11		5						16	
00:30	0		0						0		12:30	3		3						6	
00:45	2	3	0						2	3	12:45	7	28	7	18					14	46
01:00	0		1						1		13:00	9		4						13	
01:15	1		1						2		13:15	3		4						7	
01:30	0		0						0		13:30	7		5						12	
01:45	0	1	1	3					1	4	13:45	5	24	4	17					9	41
02:00	0		0						0		14:00	5		4						9	
02:15	0		0						0		14:15	7		2						9	
02:30	0		0						0		14:30	6		1						7	
02:45	0		0						0		14:45	7	25	2	9					9	34
03:00	0		0						0		15:00	12		1						13	
03:15	0		0						0		15:15	8		1						9	
03:30	0		0						0		15:30	1		4						5	
03:45	0		0						0		15:45	6	27	5	11					11	38
04:00	0		0						0		16:00	9		1						10	
04:15	0		0						0		16:15	3		3						6	
04:30	0		0						0		16:30	2		0						2	
04:45	0		0						0		16:45	5	19	0	4					5	23
05:00	0		0						0		17:00	16		0						16	
05:15	0		0						0		17:15	3		0						3	
05:30	0		1						1		17:30	7		1						8	
05:45	0		1	2					1	2	17:45	4	30	0	1					4	31
06:00	0		1						1		18:00	12		0						12	
06:15	2		0						2		18:15	4		0						4	
06:30	1		3						4		18:30	5		2						7	
06:45	4	7	3	7					7	14	18:45	0	21	0	2					0	23
07:00	5		3						8		19:00	1		0						1	
07:15	3		3						6		19:15	2		2						4	
07:30	5		3						8		19:30	2		1						3	
07:45	2	15	2	11					4	26	19:45	2	7	1	4					3	11
08:00	3		2						5		20:00	3		1						4	
08:15	2		2						4		20:15	0		0						0	
08:30	1		4						5		20:30	1		1						2	
08:45	3	9	4	12					7	21	20:45	0	4	0	2					0	6
09:00	9		8						17		21:00	0		0						0	
09:15	7		2						9		21:15	0		0						0	
09:30	4		2						6		21:30	0		0						0	
09:45	16	36	6	18					22	54	21:45	0		0						0	
10:00	6		3						9		22:00	1		1						2	
10:15	3		4						7		22:15	0		1						1	
10:30	3		0						3		22:30	0		0						0	
10:45	6	18	4	11					10	29	22:45	0	1	0	2					0	3
11:00	3		2						5		23:00	0		0						0	
11:15	7		0						7		23:15	0		0						0	
11:30	4		0						4		23:30	1		0						1	
11:45	4	18	3	5					7	23	23:45	1	2	0						1	2
TOTALS		107		69						176	TOTALS		188		70						258
SPLIT %		60.8%		39.2%						40.6%	SPLIT %		72.9%		27.1%						59.4%

DAILY TOTALS	NB	SB	EB	WB	Total
	295	139	0	0	434

AM Peak Hour	09:00	08:15			09:00	PM Peak Hour	14:30	12:45			12:15
AM Pk Volume	36	18			54	PM Pk Volume	33	20			49
Pk Hr Factor	0.563	0.563			0.614	Pk Hr Factor	0.688	0.714			0.766
7 - 9 Volume	24	23	0	0	47	4 - 6 Volume	49	5	0	0	54
7 - 9 Peak Hour	07:00	08:00			07:00	4 - 6 Peak Hour	16:45	16:00			16:45
7 - 9 Pk Volume	15	12	0	0	26	4 - 6 Pk Volume	31	4	0	0	32
Pk Hr Factor	0.750	0.750	0.000	0.000	0.813	Pk Hr Factor	0.484	0.333	0.000	0.000	0.500

Prepared by NDS/ATD

VOLUME

S Glenwood Pl S/O W Oak St

Day: Wednesday
Date: 1/18/2023

City: Burbank
Project #: CA23_020030_032

DAILY TOTALS	NB	SB	EB	WB	Total
	276	127	0	0	403

AM Period	NB		SB		EB		WB		TOTAL		PM Period	NB		SB		EB		WB		TOTAL	
00:00	0		0						0		12:00	3		1						4	
00:15	0		0						0		12:15	10		0						10	
00:30	0		0						0		12:30	4		3						7	
00:45	0		0						0		12:45	7	24	4	8					11	32
01:00	6		1						7		13:00	11		3						14	
01:15	0		0						0		13:15	3		4						7	
01:30	0		0						0		13:30	5		1						6	
01:45	0	6	0	1					0	7	13:45	6	25	3	11					9	36
02:00	0		0						0		14:00	4		3						7	
02:15	0		0						0		14:15	5		4						9	
02:30	0		0						0		14:30	5		3						8	
02:45	0		0						0		14:45	5	19	3	13					8	32
03:00	0		0						0		15:00	11		3						14	
03:15	0		0						0		15:15	5		5						10	
03:30	0		0						0		15:30	8		6						14	
03:45	0		0						0		15:45	8	32	2	16					10	48
04:00	1		0						1		16:00	12		3						15	
04:15	0		0						0		16:15	7		1						8	
04:30	0		0						0		16:30	6		0						6	
04:45	0	1	0						0	1	16:45	3	28	2	6					5	34
05:00	0		0						0		17:00	6		0						6	
05:15	0		0						0		17:15	5		1						6	
05:30	0		0						0		17:30	8		2						10	
05:45	0		2	2					2	2	17:45	2	21	1	4					3	25
06:00	2		1						3		18:00	9		1						10	
06:15	0		2						2		18:15	7		1						8	
06:30	3		0						3		18:30	1		0						1	
06:45	6	11	2	5					8	16	18:45	1	18	0	2					1	20
07:00	6		2						8		19:00	0		0						0	
07:15	2		2						4		19:15	2		2						4	
07:30	4		2						6		19:30	1		0						1	
07:45	2	14	2	8					4	22	19:45	2	5	0	2					2	7
08:00	5		3						8		20:00	0		1						1	
08:15	2		0						2		20:15	1		3						4	
08:30	3		2						5		20:30	1		2						3	
08:45	0	10	5	10					5	20	20:45	0	2	1	7					1	9
09:00	7		6						13		21:00	2		0						2	
09:15	0		1						1		21:15	2		1						3	
09:30	2		4						6		21:30	1		0						1	
09:45	3	12	1	12					4	24	21:45	0	5	0	1					0	6
10:00	5		1						6		22:00	1		1						2	
10:15	2		1						3		22:15	1		0						1	
10:30	2		3						5		22:30	0		0						0	
10:45	5	14	1	6					6	20	22:45	4	6	2	3					6	9
11:00	4		1						5		23:00	3		0						3	
11:15	6		1						7		23:15	0		1						1	
11:30	5		1						6		23:30	1		0						1	
11:45	4	19	6	9					10	28	23:45	0	4	0	1					0	5
TOTALS		87		53						**140**	**TOTALS**		189		74						**263**
SPLIT %		62.1%		37.9%						**34.7%**	**SPLIT %**		71.9%		28.1%						**65.3%**

DAILY TOTALS	NB	SB	EB	WB	Total
	276	127	0	0	403

AM Peak Hour	11:30	08:45			**11:45**	**PM Peak Hour**	15:30	14:45			**15:15**
AM Pk Volume	22	16			**31**	**PM Pk Volume**	35	17			**49**
Pk Hr Factor	0.550	0.667			**0.775**	**Pk Hr Factor**	0.729	0.708			**0.817**
7 - 9 Volume	24	18	0	0	**42**	**4 - 6 Volume**	49	10	0	0	**59**
7 - 9 Peak Hour	07:00	08:00			**07:00**	**4 - 6 Peak Hour**	16:00	16:00			**16:00**
7 - 9 Pk Volume	14	10	0	0	**22**	**4 - 6 Pk Volume**	28	6	0	0	**34**
Pk Hr Factor	0.583	0.500	0.000	0.000	**0.688**	**Pk Hr Factor**	0.583	0.500	0.000	0.000	**0.567**

Prepared by NDS/ATD

VOLUME

S Glenwood Pl S/O W Oak St

Day: Thursday
Date: 1/19/2023

City: Burbank
Project #: CA23_020030_032

DAILY TOTALS	NB	SB	EB	WB	Total
	277	142	0	0	419

AM Period	NB		SB		EB		WB		TOTAL		PM Period	NB		SB		EB		WB		TOTAL	
00:00	0		0						0		12:00	3		1						4	
00:15	0		0						0		12:15	6		1						7	
00:30	1		0						1		12:30	7		4						11	
00:45	4	5	0						4	5	12:45	6	22	3	9					9	31
01:00	0		0						0		13:00	8		2						10	
01:15	0		0						0		13:15	7		5						12	
01:30	0		0						0		13:30	6		3						9	
01:45	0		0						0		13:45	6	27	2	12					8	39
02:00	0		0						0		14:00	4		6						10	
02:15	0		0						0		14:15	7		2						9	
02:30	0		1						1		14:30	3		2						5	
02:45	0		0	1					0	1	14:45	10	24	4	14					14	38
03:00	0		0						0		15:00	5		4						9	
03:15	0		0						0		15:15	8		3						11	
03:30	0		0						0		15:30	5		4						9	
03:45	0		0						0		15:45	3	21	1	12					4	33
04:00	0		0						0		16:00	5		3						8	
04:15	2		2						4		16:15	8		2						10	
04:30	0		1						1		16:30	4		1						5	
04:45	0	2	0	3					0	5	16:45	4	21	2	8					6	29
05:00	1		0						1		17:00	8		1						9	
05:15	0		0						0		17:15	10		0						10	
05:30	1		1						2		17:30	4		1						5	
05:45	1	3	2	3					3	6	17:45	4	26	0	2					4	28
06:00	1		0						1		18:00	9		5						14	
06:15	1		1						2		18:15	6		0						6	
06:30	2		2						4		18:30	2		0						2	
06:45	2	6	3	6					5	12	18:45	2	19	1	6					3	25
07:00	3		2						5		19:00	6		3						9	
07:15	5		1						6		19:15	2		1						3	
07:30	5		2						7		19:30	2		0						2	
07:45	2	15	0	5					2	20	19:45	2	12	1	5					3	17
08:00	2		3						5		20:00	1		1						2	
08:15	0		4						4		20:15	2		0						2	
08:30	1		3						4		20:30	0		1						1	
08:45	1	4	4	14					5	18	20:45	0	3	0	2					0	5
09:00	4		7						11		21:00	1		1						2	
09:15	2		5						7		21:15	1		0						1	
09:30	4		2						6		21:30	0		0						0	
09:45	4	14	1	15					5	29	21:45	1	3	0	1					1	4
10:00	7		4						11		22:00	1		0						1	
10:15	6		6						12		22:15	1		0						1	
10:30	5		2						7		22:30	0		1						1	
10:45	9	27	5	17					14	44	22:45	0	2	0	1					0	3
11:00	3		1						4		23:00	1		0						1	
11:15	5		0						5		23:15	0		0						0	
11:30	7		3						10		23:30	1		0						1	
11:45	4	19	2	6					6	25	23:45	0	2	0						0	2
TOTALS		95		70						165	TOTALS		182		72						254
SPLIT %		57.6%		42.4%						39.4%	SPLIT %		71.7%		28.3%						60.6%

DAILY TOTALS	NB	SB	EB	WB	Total
	277	142	0	0	419

AM Peak Hour	10:00	08:30			10:00	PM Peak Hour	12:30	13:15			14:45
AM Pk Volume	27	19			44	PM Pk Volume	28	16			43
Pk Hr Factor	0.750	0.679			0.786	Pk Hr Factor	0.875	0.667			0.768
7 - 9 Volume	19	19	0	0	38	4 - 6 Volume	47	10	0	0	57
7 - 9 Peak Hour	07:00	08:00			07:00	4 - 6 Peak Hour	16:30	16:00			16:15
7 - 9 Pk Volume	15	14	0	0	20	4 - 6 Pk Volume	26	8	0	0	30
Pk Hr Factor	0.750	0.875	0.000	0.000	0.714	Pk Hr Factor	0.650	0.667	0.000	0.000	0.750

Prepared by NDS/ATD

Project #: CA23_020030_032 **City:** Burbank

Location: S Glenwood Pl S/O W Oak St **Date:** 1/17/2023

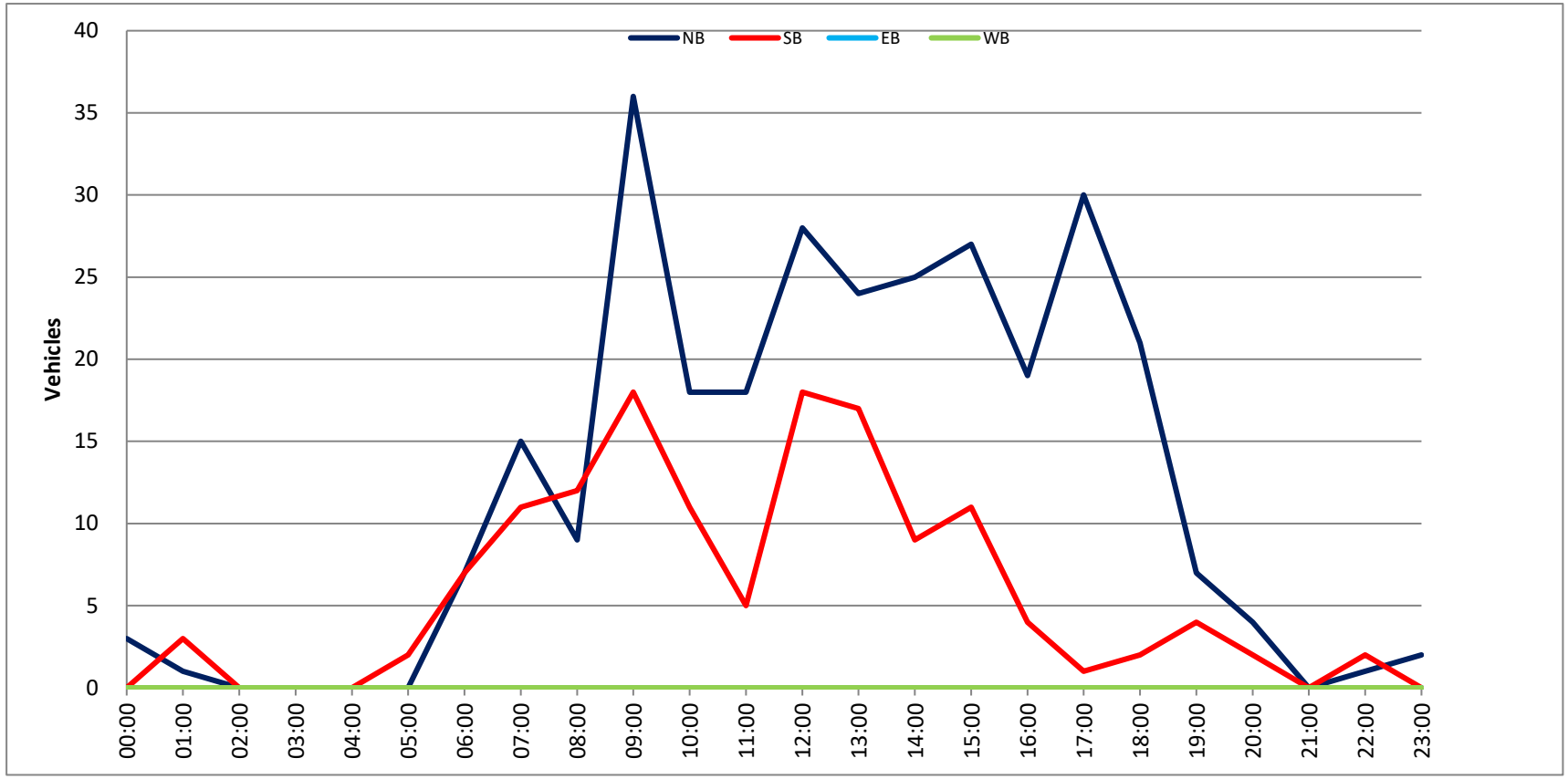

Prepared by NDS/ATD

Project #: CA23_020030_032 **City:** Burbank

Location: S Glenwood Pl S/O W Oak St **Date:** 1/18/2023

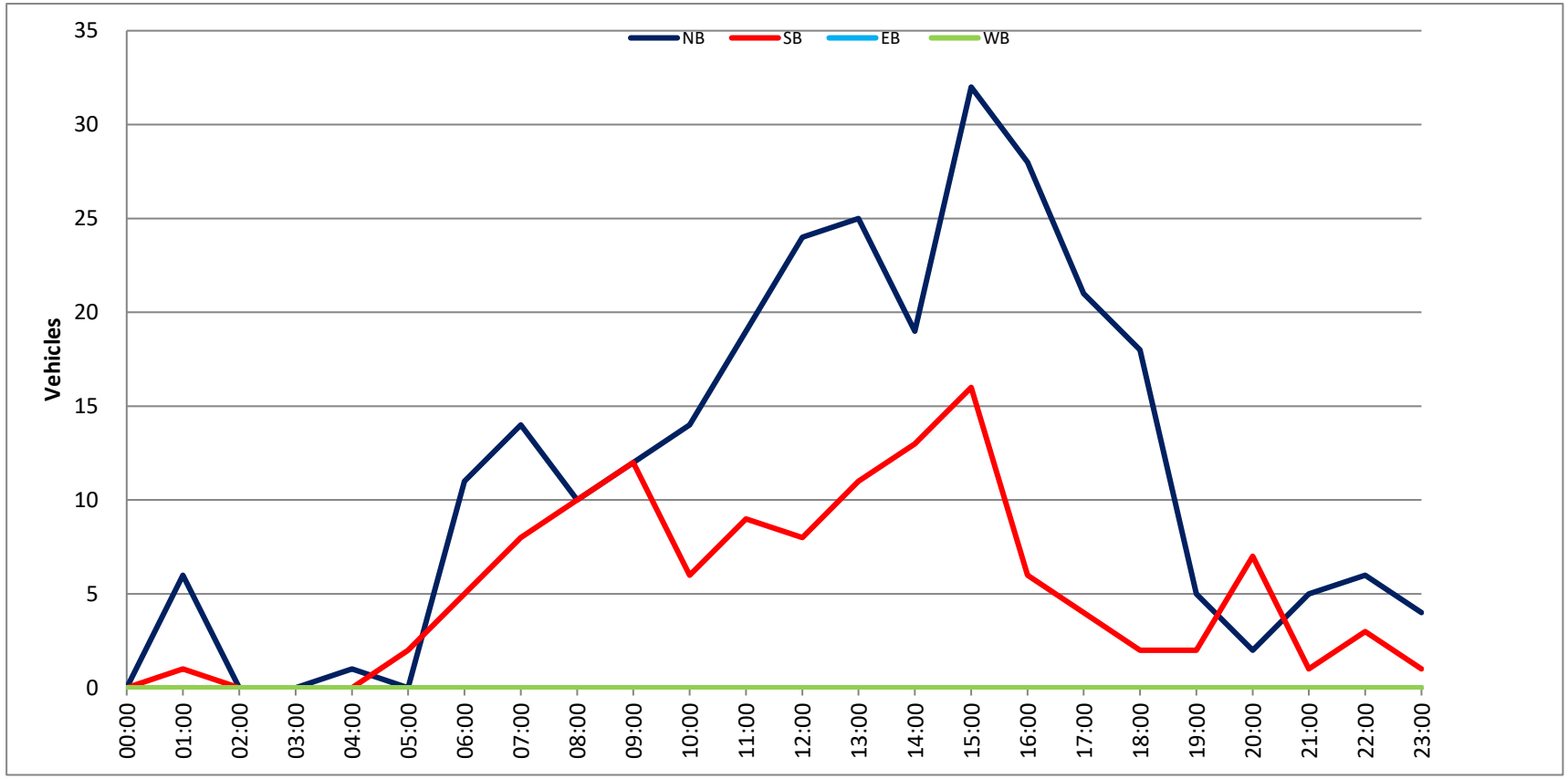

Prepared by NDS/ATD

Project #: CA23_020030_032 **City:** Burbank

Location: S Glenwood Pl S/O W Oak St **Date:** 1/19/2023

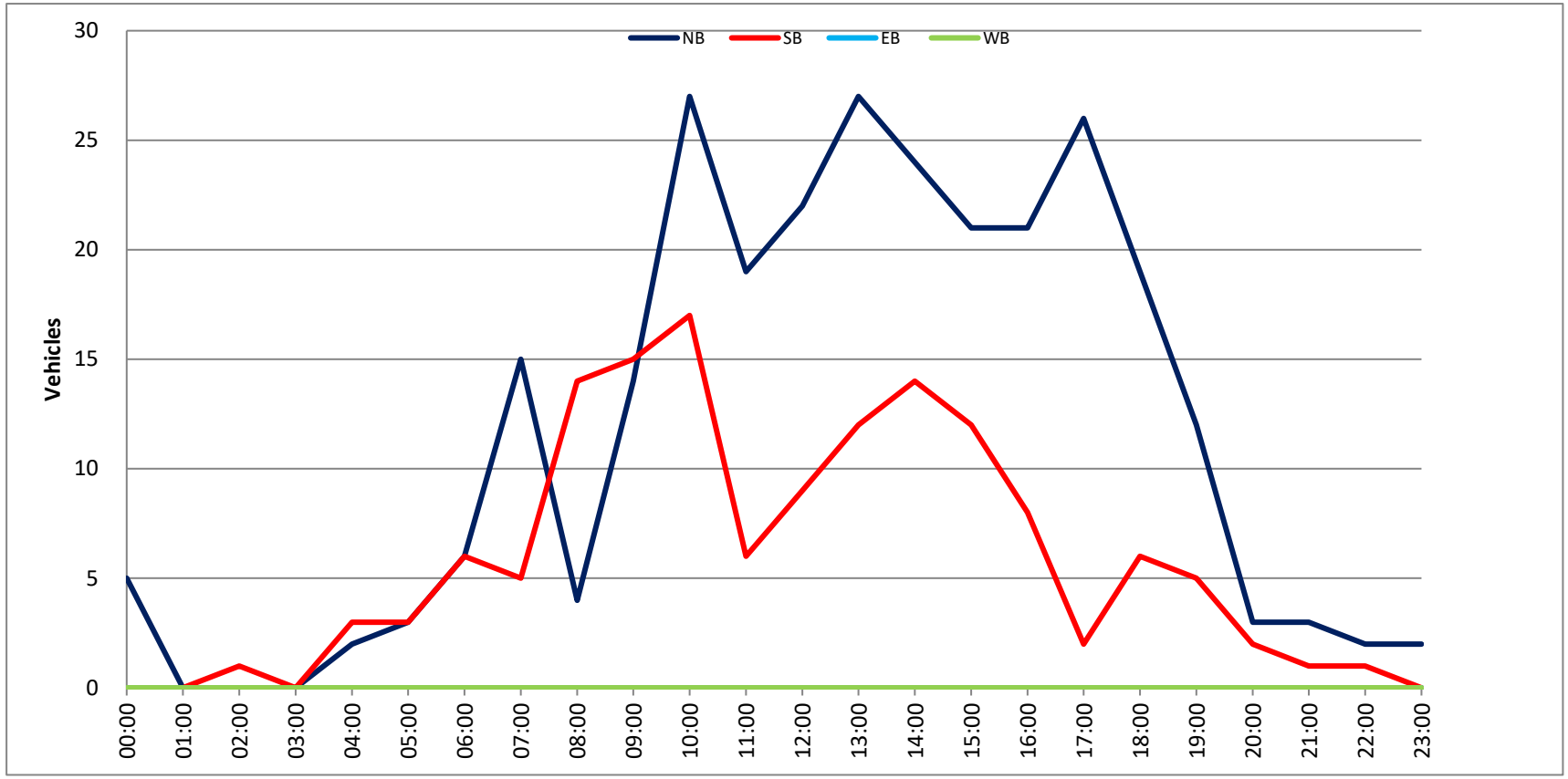

Prepared by NDS/ATD

VOLUME

S Main St Bet. W Cedar Ave & W Elmwood Ave

Day: Tuesday
Date: 1/17/2023

City: Burbank
Project #: CA23_020030_035

DAILY TOTALS	NB	SB	EB	WB	Total
	2,199	3,519	0	0	5,718

AM Period	NB		SB		EB		WB		TOTAL		PM Period	NB		SB		EB		WB		TOTAL	
00:00	2		2						4		12:00	46		55						101	
00:15	1		4						5		12:15	47		62						109	
00:30	1		2						3		12:30	38		62						100	
00:45	1	5	3	11					4	16	12:45	42	173	70	249					112	422
01:00	0		1						1		13:00	31		65						96	
01:15	1		1						2		13:15	34		70						104	
01:30	1		3						4		13:30	39		58						97	
01:45	2	4	1	6					3	10	13:45	37	141	77	270					114	411
02:00	1		0						1		14:00	62		84						146	
02:15	1		1						2		14:15	71		99						170	
02:30	0		0						0		14:30	47		99						146	
02:45	0	2	0	1					0	3	14:45	49	229	79	361					128	590
03:00	0		0						0		15:00	63		83						146	
03:15	1		1						2		15:15	59		55						114	
03:30	0		2						2		15:30	49		69						118	
03:45	0	1	2	5					2	6	15:45	57	228	79	286					136	514
04:00	1		5						6		16:00	43		71						114	
04:15	1		0						1		16:15	32		93						125	
04:30	1		2						3		16:30	41		55						96	
04:45	0	3	6	13					6	16	16:45	56	172	57	276					113	448
05:00	0		2						2		17:00	58		73						131	
05:15	0		8						8		17:15	49		52						101	
05:30	2		13						15		17:30	59		69						128	
05:45	7	9	10	33					17	42	17:45	30	196	63	257					93	453
06:00	4		15						19		18:00	22		46						68	
06:15	3		14						17		18:15	34		37						71	
06:30	15		19						34		18:30	39		37						76	
06:45	9	31	26	74					35	105	18:45	23	118	44	164					67	282
07:00	13		26						39		19:00	32		32						64	
07:15	20		35						55		19:15	29		31						60	
07:30	22		76						98		19:30	23		34						57	
07:45	53	108	86	223					139	331	19:45	12	96	31	128					43	224
08:00	31		70						101		20:00	22		25						47	
08:15	23		115						138		20:15	23		19						42	
08:30	41		77						118		20:30	14		23						37	
08:45	28	123	63	325					91	448	20:45	10	69	21	88					31	157
09:00	33		43						76		21:00	10		17						27	
09:15	33		51						84		21:15	6		24						30	
09:30	27		57						84		21:30	5		9						14	
09:45	39	132	62	213					101	345	21:45	9	30	13	63					22	93
10:00	32		54						86		22:00	10		14						24	
10:15	26		52						78		22:15	7		6						13	
10:30	27		46						73		22:30	7		10						17	
10:45	36	121	51	203					87	324	22:45	6	30	13	43					19	73
11:00	35		48						83		23:00	8		10						18	
11:15	41		52						93		23:15	3		6						9	
11:30	40		47						87		23:30	6		7						13	
11:45	39	155	53	200					92	355	23:45	6	23	4	27					10	50
TOTALS		694		1307						2001	TOTALS		1505		2212						3717
SPLIT %		34.7%		65.3%						35.0%	SPLIT %		40.5%		59.5%						65.0%

DAILY TOTALS	NB	SB	EB	WB	Total
	2,199	3,519	0	0	5,718

AM Peak Hour	11:30	07:45			07:45	PM Peak Hour	14:15	14:00			14:00
AM Pk Volume	172	348			496	PM Pk Volume	230	361			590
Pk Hr Factor	0.915	0.757			0.892	Pk Hr Factor	0.810	0.912			0.868
7 - 9 Volume	231	548	0	0	779	4 - 6 Volume	368	533	0	0	901
7 - 9 Peak Hour	07:45	07:45			07:45	4 - 6 Peak Hour	16:45	16:15			16:45
7 - 9 Pk Volume	148	348	0	0	496	4 - 6 Pk Volume	222	278	0	0	473
Pk Hr Factor	0.698	0.757	0.000	0.000	0.892	Pk Hr Factor	0.941	0.747	0.000	0.000	0.903

Prepared by NDS/ATD

VOLUME

S Main St Bet. W Cedar Ave & W Elmwood Ave

Day: Wednesday
Date: 1/18/2023

City: Burbank
Project #: CA23_020030_035

DAILY TOTALS	NB	SB	EB	WB	Total
	2,245	3,390	0	0	5,635

AM Period	NB		SB		EB		WB		TOTAL		PM Period	NB		SB		EB		WB		TOTAL	
00:00	3		3						6		12:00	35		44						79	
00:15	1		3						4		12:15	54		51						105	
00:30	0		1						1		12:30	47		61						108	
00:45	4	8	3	10					7	18	12:45	38	174	57	213					95	387
01:00	2		5						7		13:00	32		54						86	
01:15	3		1						4		13:15	37		60						97	
01:30	1		1						2		13:30	45		67						112	
01:45	0	6	2	9					2	15	13:45	33	147	76	257					109	404
02:00	0		4						4		14:00	38		71						109	
02:15	2		1						3		14:15	38		82						120	
02:30	3		3						6		14:30	61		48						109	
02:45	0	5	1	9					1	14	14:45	56	193	84	285					140	478
03:00	1		0						1		15:00	68		79						147	
03:15	0		2						2		15:15	45		52						97	
03:30	0		3						3		15:30	47		72						119	
03:45	1	2	1	6					2	8	15:45	49	209	72	275					121	484
04:00	2		2						4		16:00	58		64						122	
04:15	2		3						5		16:15	35		94						129	
04:30	2		3						5		16:30	47		58						105	
04:45	0	6	2	10					2	16	16:45	48	188	66	282					114	470
05:00	0		7						7		17:00	55		69						124	
05:15	1		8						9		17:15	70		58						128	
05:30	0		8						8		17:30	48		69						117	
05:45	7	8	8	31					15	39	17:45	44	217	48	244					92	461
06:00	4		19						23		18:00	40		36						76	
06:15	5		15						20		18:15	35		50						85	
06:30	7		22						29		18:30	48		34						82	
06:45	10	26	23	79					33	105	18:45	19	142	35	155					54	297
07:00	10		47						57		19:00	20		33						53	
07:15	19		27						46		19:15	21		36						57	
07:30	23		68						91		19:30	25		24						49	
07:45	49	101	102	244					151	345	19:45	22	88	19	112					41	200
08:00	38		84						122		20:00	24		26						50	
08:15	31		97						128		20:15	16		28						44	
08:30	45		78						123		20:30	14		24						38	
08:45	41	155	71	330					112	485	20:45	14	68	21	99					35	167
09:00	39		57						96		21:00	12		22						34	
09:15	25		47						72		21:15	10		15						25	
09:30	33		39						72		21:30	8		20						28	
09:45	32	129	40	183					72	312	21:45	9	39	13	70					22	109
10:00	40		49						89		22:00	7		15						22	
10:15	30		39						69		22:15	7		14						21	
10:30	32		52						84		22:30	4		4						8	
10:45	39	141	54	194					93	335	22:45	6	24	15	48					21	72
11:00	31		45						76		23:00	8		8						16	
11:15	39		55						94		23:15	4		6						10	
11:30	43		64						107		23:30	3		5						8	
11:45	41	154	59	223					100	377	23:45	0	15	3	22					3	37
TOTALS		741		1328						2069	TOTALS		1504		2062						3566
SPLIT %		35.8%		64.2%						36.7%	SPLIT %		42.2%		57.8%						63.3%

DAILY TOTALS	NB	SB	EB	WB	Total
	2,245	3,390	0	0	5,635

AM Peak Hour	11:45	07:45			07:45	PM Peak Hour	14:30	15:30			14:15
AM Pk Volume	177	361			524	PM Pk Volume	230	302			516
Pk Hr Factor	0.819	0.885			0.868	Pk Hr Factor	0.846	0.803			0.878
7 - 9 Volume	256	574	0	0	830	4 - 6 Volume	405	526	0	0	931
7 - 9 Peak Hour	07:45	07:45			07:45	4 - 6 Peak Hour	16:45	16:15			16:45
7 - 9 Pk Volume	163	361	0	0	524	4 - 6 Pk Volume	221	287	0	0	483
Pk Hr Factor	0.832	0.885	0.000	0.000	0.868	Pk Hr Factor	0.789	0.763	0.000	0.000	0.943

Prepared by NDS/ATD

VOLUME

S Main St Bet. W Cedar Ave & W Elmwood Ave

Day: Thursday
Date: 1/19/2023

City: Burbank
Project #: CA23_020030_035

DAILY TOTALS	NB	SB	EB	WB	Total
	2,219	3,403	0	0	5,622

AM Period	NB		SB		EB		WB		TOTAL		PM Period	NB		SB		EB		WB		TOTAL	
00:00	5		4						9		12:00	36		48						84	
00:15	1		1						2		12:15	42		57						99	
00:30	1		7						8		12:30	46		73						119	
00:45	3	10	4	16					7	26	12:45	41	165	59	237					100	402
01:00	3		4						7		13:00	34		61						95	
01:15	3		2						5		13:15	36		71						107	
01:30	2		1						3		13:30	61		76						137	
01:45	0	8	1	8					1	16	13:45	38	169	46	254					84	423
02:00	2		5						7		14:00	41		66						107	
02:15	0		0						0		14:15	50		59						109	
02:30	1		1						2		14:30	57		52						109	
02:45	0	3	0	6					0	9	14:45	41	189	87	264					128	453
03:00	1		1						2		15:00	60		91						151	
03:15	0		1						1		15:15	51		75						126	
03:30	0		3						3		15:30	44		77						121	
03:45	1	2	2	7					3	9	15:45	47	202	72	315					119	517
04:00	1		1						2		16:00	56		52						108	
04:15	2		1						3		16:15	43		51						94	
04:30	0		1						1		16:30	41		41						82	
04:45	0	3	2	5					2	8	16:45	40	180	68	212					108	392
05:00	0		4						4		17:00	77		66						143	
05:15	1		14						15		17:15	61		56						117	
05:30	1		10						11		17:30	42		64						106	
05:45	6	8	10	38					16	46	17:45	34	214	45	231					79	445
06:00	5		18						23		18:00	38		44						82	
06:15	8		11						19		18:15	30		43						73	
06:30	8		23						31		18:30	37		53						90	
06:45	7	28	24	76					31	104	18:45	37	142	38	178					75	320
07:00	10		35						45		19:00	28		40						68	
07:15	21		40						61		19:15	30		30						60	
07:30	22		79						101		19:30	25		30						55	
07:45	56	109	100	254					156	363	19:45	19	102	27	127					46	229
08:00	41		64						105		20:00	19		18						37	
08:15	24		107						131		20:15	13		35						48	
08:30	45		85						130		20:30	12		23						35	
08:45	31	141	59	315					90	456	20:45	13	57	20	96					33	153
09:00	32		60						92		21:00	13		14						27	
09:15	24		51						75		21:15	11		18						29	
09:30	34		47						81		21:30	3		19						22	
09:45	37	127	52	210					89	337	21:45	10	37	14	65					24	102
10:00	28		43						71		22:00	12		14						26	
10:15	30		60						90		22:15	8		11						19	
10:30	36		43						79		22:30	5		10						15	
10:45	36	130	59	205					95	335	22:45	9	34	6	41					15	75
11:00	28		49						77		23:00	6		6						12	
11:15	36		53						89		23:15	2		3						5	
11:30	37		69						106		23:30	3		5						8	
11:45	44	145	57	228					101	373	23:45	3	14	1	15					4	29
TOTALS		714		1368						2082	TOTALS		1505		2035						3540
SPLIT %		34.3%		65.7%						37.0%	SPLIT %		42.5%		57.5%						63.0%

DAILY TOTALS	NB	SB	EB	WB	Total
	2,219	3,403	0	0	5,622

AM Peak Hour	11:45	07:45			07:45	PM Peak Hour	16:45	14:45			14:45
AM Pk Volume	168	356			522	PM Pk Volume	220	330			526
Pk Hr Factor	0.913	0.832			0.837	Pk Hr Factor	0.714	0.907			0.871
7 - 9 Volume	250	569	0	0	819	4 - 6 Volume	394	443	0	0	837
7 - 9 Peak Hour	07:45	07:45			07:45	4 - 6 Peak Hour	16:45	16:45			16:45
7 - 9 Pk Volume	166	356	0	0	522	4 - 6 Pk Volume	220	254	0	0	474
Pk Hr Factor	0.741	0.832	0.000	0.000	0.837	Pk Hr Factor	0.714	0.934	0.000	0.000	0.829

Prepared by NDS/ATD

Project #: CA23_020030_035 **City:** Burbank

Location: S Main St Bet. W Cedar Ave & W Elmwood **Date:** 1/17/2023

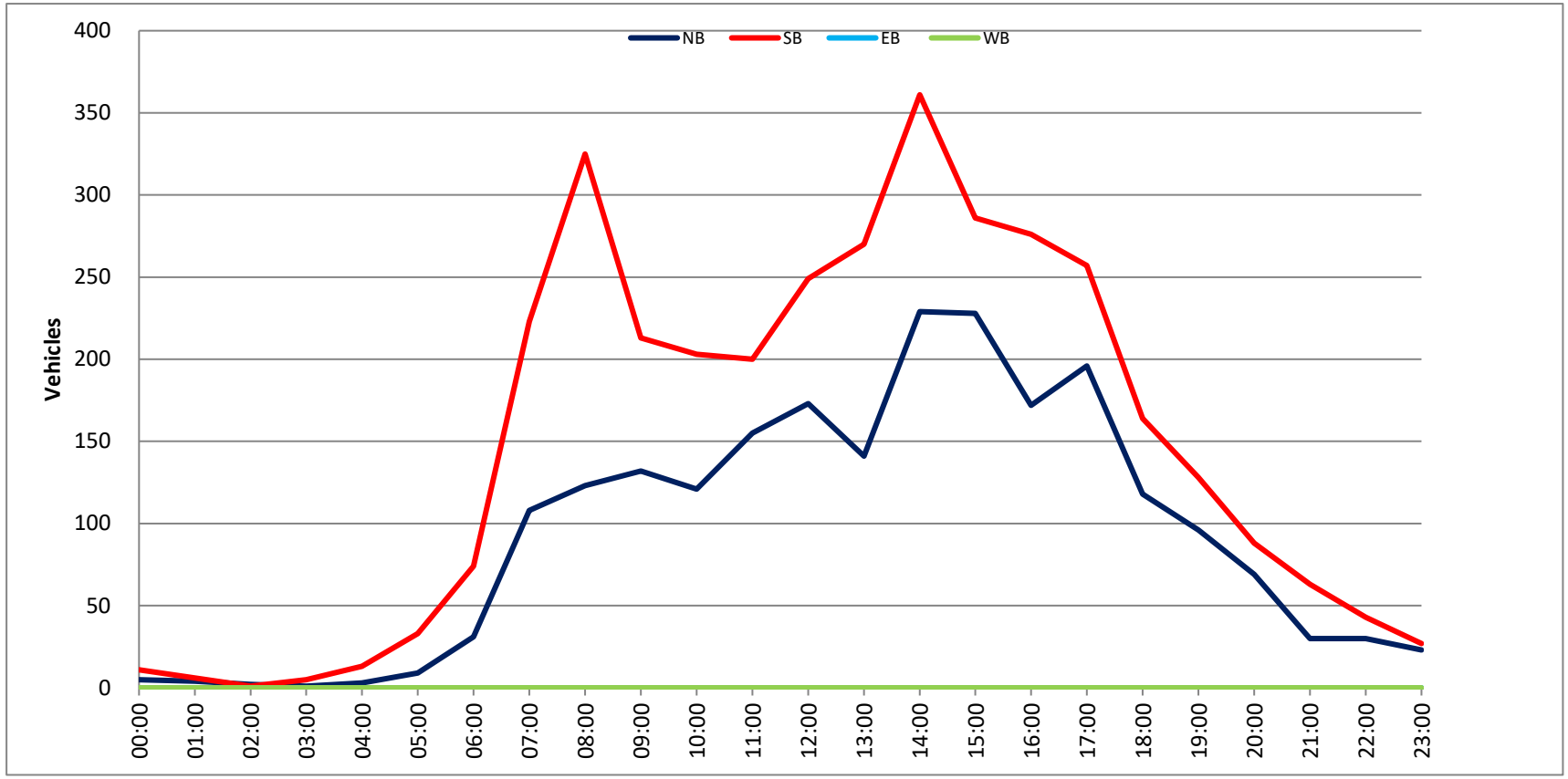

Prepared by NDS/ATD

Project #: CA23_020030_035 **City:** Burbank

Location: S Main St Bet. W Cedar Ave & W Elmwood **Date:** 1/18/2023

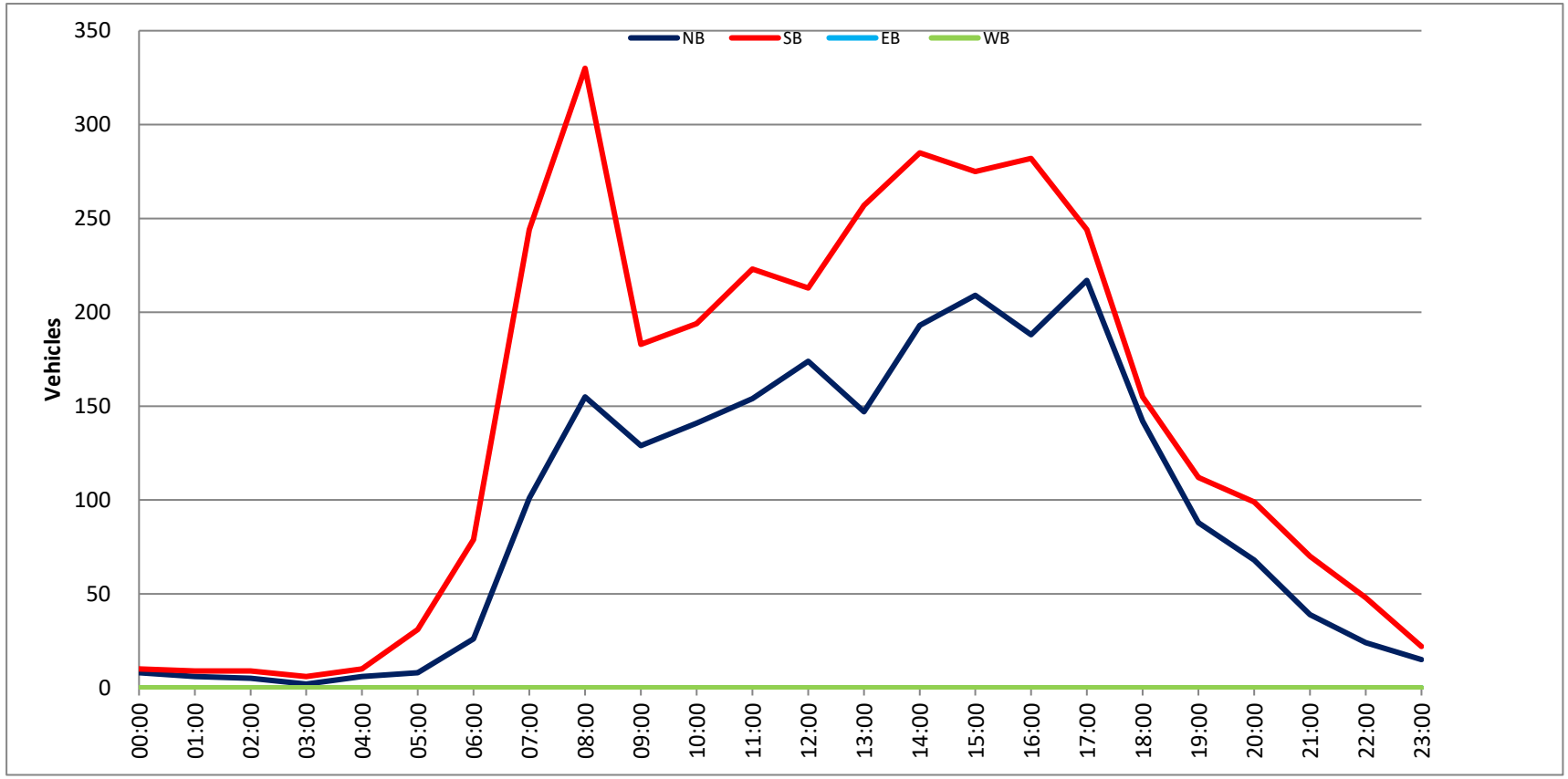

Prepared by NDS/ATD

Project #: CA23_020030_035 **City:** Burbank

Location: S Main St Bet. W Cedar Ave & W Elmwood **Date:** 1/19/2023

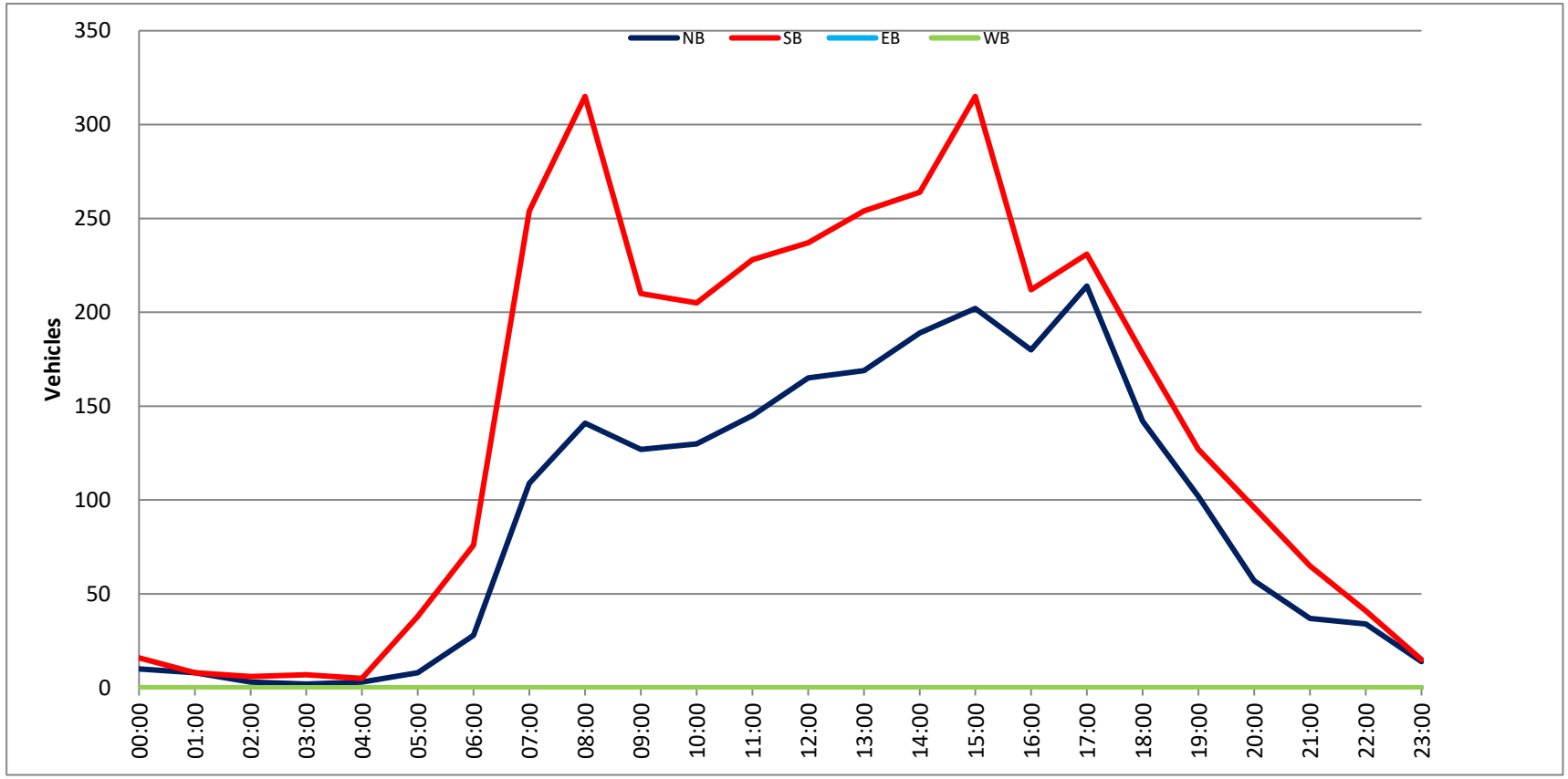

Prepared by National Data & Surveying Services

SPEED

W Alameda Ave Bet. S Lamer St & S Parish Pl

Day: Tuesday
Date: 1/17/2023

City: Burbank
Project #: CA23_020030_008e

East Bound

Time	< 15	15 - 19	20 - 24	25 - 29	30 - 34	35 - 39	40 - 44	45 - 49	50 - 54	55 - 59	60 - 64	65 - 69	70 +	Total
0:00 AM	0	0	0	0	4	1	5	3	0	0	0	0	0	13
0:15	0	0	0	0	2	6	5	2	1	0	0	0	0	16
0:30	0	0	0	1	3	7	5	1	1	0	0	0	0	18
0:45	1	0	0	1	2	2	5	2	0	0	0	0	0	13
1:00	0	0	0	0	0	4	4	1	1	0	0	0	0	10
1:15	0	0	0	0	0	5	3	0	1	0	0	0	0	9
1:30	0	0	1	1	1	1	3	2	0	1	0	0	0	10
1:45	0	0	0	0	0	3	3	0	0	0	0	0	0	6
2:00	0	0	0	1	0	5	5	1	0	0	0	0	0	12
2:15	0	0	0	2	4	3	1	1	0	0	0	0	0	11
2:30	0	0	0	0	1	5	0	1	0	0	0	0	0	7
2:45	0	0	0	0	1	2	1	2	0	0	0	0	0	6
3:00	0	0	0	0	0	0	2	0	0	0	0	0	0	2
3:15	0	0	1	1	0	3	0	0	0	0	0	0	0	5
3:30	0	0	2	0	0	0	5	0	0	0	0	0	0	7
3:45	0	0	0	0	0	2	3	1	0	0	0	0	0	6
4:00	0	0	0	0	1	2	0	4	0	0	0	0	0	7
4:15	0	0	0	0	0	1	4	1	0	0	0	0	0	6
4:30	0	0	0	0	0	1	4	0	0	0	0	0	0	5
4:45	0	0	1	0	1	2	6	3	1	1	0	0	0	15
5:00	0	0	0	4	0	6	8	0	0	0	0	0	0	18
5:15	0	0	0	0	3	7	4	2	0	0	0	0	0	16
5:30	0	0	0	2	4	7	8	1	0	0	0	0	0	22
5:45	0	0	0	0	1	11	13	3	0	0	0	0	0	28
6:00	1	0	1	1	4	19	11	4	1	0	0	0	0	42
6:15	0	0	0	1	5	11	10	3	1	0	0	0	0	31
6:30	0	0	2	1	6	12	13	2	1	0	0	0	0	37
6:45	0	0	0	0	8	20	15	4	0	0	0	0	0	47
7:00	0	0	0	1	11	30	20	3	2	0	0	0	0	67
7:15	0	0	0	2	15	29	8	5	1	0	0	0	0	60
7:30	0	0	0	6	30	39	25	3	0	0	0	0	0	103
7:45	1	0	2	2	23	82	32	8	0	0	0	0	0	150
8:00	0	0	1	4	27	38	33	14	4	1	1	0	0	123
8:15	0	1	1	4	15	49	48	9	0	0	0	0	0	127
8:30	0	1	2	6	36	65	20	5	2	0	0	0	0	137
8:45	0	0	2	10	35	50	21	7	1	0	0	0	0	126
9:00	0	0	0	4	24	78	29	4	1	0	0	0	0	140
9:15	1	0	0	8	26	49	22	6	0	0	0	0	0	112
9:30	0	0	2	7	38	45	30	5	1	1	0	0	0	129
9:45	0	0	4	10	33	55	17	4	0	0	0	0	0	123
10:00	0	0	3	3	34	61	27	6	3	1	0	0	0	138
10:15	0	0	1	6	26	39	27	4	1	0	0	0	0	104
10:30	0	1	0	1	28	58	19	5	0	0	0	0	0	112
10:45	0	0	5	6	39	49	18	6	0	0	0	0	0	123
11:00	2	0	1	12	38	52	20	7	0	0	0	0	0	132
11:15	0	1	2	5	37	61	18	4	0	2	0	0	0	130
11:30	0	0	1	6	25	61	34	5	1	1	0	0	0	134
11:45	1	1	3	15	55	65	12	4	1	0	0	0	0	157
12:00 PM	1	1	1	8	67	71	28	3	0	0	0	0	0	180
12:15	1	2	1	6	33	86	30	2	2	0	0	0	0	163
12:30	3	2	4	15	33	58	28	11	2	0	0	0	0	156
12:45	1	0	2	5	59	74	35	4	0	0	0	0	0	180
13:00	0	0	0	1	40	96	29	8	0	0	0	0	0	174
13:15	0	3	1	8	54	97	36	5	0	0	0	0	0	204
13:30	4	0	2	4	56	68	28	1	1	0	0	0	0	160
13:45	1	3	4	17	59	80	29	5	0	0	0	0	0	198
14:00	1	0	4	17	70	101	25	8	3	1	0	0	0	230
14:15	2	0	0	10	100	95	37	7	2	0	0	0	0	253
14:30	1	5	6	10	73	88	29	4	2	0	0	0	0	218
14:45	0	0	9	19	67	74	27	9	2	0	0	0	0	207
15:00	0	2	2	18	95	90	31	7	1	0	0	0	0	246
15:15	2	0	4	47	97	83	29	4	1	0	0	0	0	267
15:30	1	3	4	15	78	102	24	8	1	0	0	0	0	236
15:45	1	1	0	34	83	100	38	8	0	1	0	0	0	266
16:00	3	1	3	15	94	111	30	3	0	0	0	0	0	260
16:15	0	0	0	16	117	123	33	3	0	0	0	0	0	292
16:30	0	0	1	22	78	105	42	6	2	0	0	0	0	256
16:45	0	0	4	35	100	90	22	10	0	0	0	0	0	261
17:00	0	0	2	41	135	110	26	5	1	0	0	0	0	320
17:15	0	0	6	46	138	112	17	3	0	0	0	0	0	322
17:30	3	2	1	32	111	106	31	8	2	0	0	0	0	296
17:45	3	3	2	51	142	86	19	2	0	0	0	0	0	308
18:00	2	0	7	50	120	98	24	1	0	0	0	0	0	302
18:15	1	0	3	33	165	92	18	4	0	0	0	0	0	316
18:30	0	2	3	16	101	100	27	8	1	0	0	0	0	258
18:45	0	0	1	58	147	98	29	3	0	0	0	0	0	336
19:00	0	3	3	33	104	100	42	4	0	0	0	0	0	289
19:15	0	0	2	26	74	95	28	10	1	0	0	0	0	236
19:30	0	0	3	6	33	85	38	7	0	0	0	0	0	172
19:45	0	0	3	5	43	66	37	9	2	0	0	0	0	165
20:00	0	0	1	1	22	79	23	10	0	0	0	0	0	136
20:15	0	0	1	4	18	47	26	8	2	0	0	0	0	106
20:30	0	2	1	4	23	34	20	4	0	1	0	0	0	89
20:45	0	0	2	3	15	43	24	3	1	0	0	0	0	91
21:00	0	0	0	1	4	39	20	10	1	0	0	0	0	75
21:15	0	0	0	3	8	30	16	5	2	0	1	0	0	65
21:30	0	0	1	0	11	35	21	5	2	0	0	0	0	75
21:45	0	0	0	1	6	23	11	10	4	1	0	0	0	56
22:00	0	0	0	1	16	23	17	7	2	0	0	0	0	66
22:15	0	0	0	2	10	15	13	8	2	0	0	0	0	50
22:30	0	1	0	0	5	22	14	4	3	0	0	0	0	49
22:45	0	0	0	1	2	11	16	7	1	0	0	0	0	38
23:00	0	0	1	0	2	5	16	4	1	3	0	0	0	32
23:15	0	0	0	1	4	10	11	4	1	0	1	0	0	32
23:30	0	0	0	0	2	5	12	6	0	0	1	0	0	26
23:45	0	0	0	1	0	9	11	1	1	1	0	0	0	24
Totals	34	41	133	876	3560	4573	1843	434	75	16	4			11589
% of Totals	0%	0%	1%	8%	31%	39%	16%	4%	1%	0%	0%			100%

AM Volumes	7	5	38	134	646	1203	626	158	26	8	1	0	0	2852
% AM	0%	0%	0%	1%	6%	10%	5%	1%	0%	0%	0%			25%
AM Peak Hour	11:45	11:45	9:30	11:45	11:45	11:30	7:30	7:45	8:00	10:45	7:15			11:45
Volume	6	6	10	44	188	283	138	36	7	3	1			656
PM Volumes	27	36	95	742	2914	3370	1217	276	49	8	3	0	0	8737
% PM	0%	0%	1%	6%	25%	29%	11%	2%	0%	0%	0%			75%
PM Peak Hour	17:30	13:45	14:30	17:15	17:30	15:45	19:00	19:15	21:45	23:00	22:45			17:00
Volume	9	8	21	179	538	439	145	36	11	4	2			1246

Directional Peak Periods	AM 7-9			NOON 12-2			PM 4-6			Off Peak Volumes		
All Classes	Volume	⟷	%	Volume	⟷	%	Volume	⟷	%	Volume	⟷	%
	893		8%	1415		12%	2315		20%	6966		60%

Street Name	Direction	Percentiles					
		15th	50th	Average	85th	95th	ADT
W Alameda Ave	East Bound	31	36	36	42	45	11589
W Alameda Ave	West Bound	31	38	37	44	49	10170

Prepared by National Data & Surveying Services

SPEED

W Alameda Ave Bet. S Lamer St & S Parish Pl

Day: Tuesday
Date: 1/17/2023

City: Burbank
Project #: CA23_020030_008w

West Bound

Time	< 15	15 - 19	20 - 24	25 - 29	30 - 34	35 - 39	40 - 44	45 - 49	50 - 54	55 - 59	60 - 64	65 - 69	70 +	Total
0:00 AM	0	0	0	0	0	8	3	1	0	0	0	0	0	12
0:15	0	0	0	1	1	3	4	1	0	0	0	0	0	10
0:30	0	0	0	0	1	2	2	1	0	0	0	0	0	6
0:45	0	0	0	1	1	2	1	0	0	1	0	0	0	6
1:00	0	0	0	0	1	0	4	2	0	0	0	0	0	7
1:15	0	0	0	0	1	0	1	1	0	0	0	0	0	3
1:30	0	0	0	0	1	1	1	1	2	0	0	0	0	6
1:45	0	0	0	0	0	0	3	1	1	0	0	0	0	5
2:00	0	0	0	0	0	5	4	1	0	0	0	0	0	10
2:15	0	0	0	0	1	1	1	0	0	0	0	1	0	4
2:30	0	0	0	0	1	1	4	0	0	0	0	0	0	6
2:45	0	0	0	0	0	0	0	0	0	0	0	0	0	0
3:00	0	0	0	0	0	0	0	1	0	0	0	0	0	1
3:15	0	0	0	0	0	2	1	0	0	1	0	0	0	4
3:30	1	0	0	2	0	1	0	1	1	1	0	0	0	7
3:45	0	0	1	0	0	1	0	1	0	0	0	0	0	3
4:00	0	0	0	2	0	0	0	0	2	1	0	0	0	5
4:15	0	0	0	0	1	1	2	2	0	0	0	0	0	6
4:30	0	0	0	0	2	4	3	1	2	2	1	0	0	15
4:45	0	0	0	0	0	6	5	0	2	1	0	0	0	14
5:00	0	1	0	0	2	7	4	4	2	0	0	0	0	20
5:15	0	0	0	0	3	11	10	2	1	1	0	0	0	28
5:30	0	0	0	2	2	9	10	6	1	0	0	0	0	30
5:45	1	0	0	0	2	13	16	6	6	1	1	0	0	46
6:00	0	1	0	0	5	15	9	12	2	1	1	0	0	46
6:15	0	0	0	0	0	23	24	7	2	2	0	0	0	58
6:30	0	0	1	3	13	26	19	17	2	2	1	0	0	84
6:45	1	0	1	4	22	33	31	12	3	0	0	0	0	107
7:00	2	0	2	7	17	39	33	19	5	2	1	0	0	127
7:15	0	0	3	11	16	36	30	14	5	2	0	0	0	117
7:30	1	0	3	6	15	57	57	16	6	0	0	0	0	161
7:45	1	1	1	9	39	93	73	33	4	1	1	0	0	256
8:00	2	2	7	33	31	67	52	43	11	2	1	0	0	251
8:15	2	0	5	12	52	94	63	11	5	1	0	0	0	245
8:30	1	0	5	17	42	93	72	20	3	0	0	0	0	253
8:45	6	1	0	13	58	115	48	9	3	1	0	0	0	254
9:00	1	1	0	3	37	89	70	23	2	2	0	0	0	228
9:15	4	0	4	14	48	67	47	14	3	0	0	0	0	201
9:30	3	0	2	15	47	88	51	9	1	0	0	0	0	216
9:45	0	0	0	8	36	64	41	16	2	1	1	0	0	169
10:00	3	1	4	20	33	48	40	9	1	0	0	0	0	159
10:15	2	2	2	8	45	66	33	18	5	2	1	0	0	184
10:30	2	2	1	7	32	45	30	17	6	0	0	0	0	142
10:45	1	0	5	9	27	60	43	8	4	2	0	0	0	159
11:00	2	1	2	5	27	49	45	8	2	2	0	0	0	143
11:15	1	3	1	9	30	40	33	13	5	0	0	0	0	135
11:30	0	2	4	10	31	49	39	13	2	1	0	0	0	151
11:45	1	3	3	9	30	51	38	9	3	1	0	0	0	148
12:00 PM	0	1	5	23	34	65	39	6	0	1	0	0	0	174
12:15	0	1	1	11	41	56	44	8	4	0	0	0	0	166
12:30	2	0	1	10	27	59	40	12	3	0	0	0	0	154
12:45	3	6	15	21	24	59	39	11	1	2	0	0	0	181
13:00	3	0	5	10	44	55	33	14	2	1	0	0	0	167
13:15	4	2	1	18	46	58	24	14	2	0	1	0	0	170
13:30	1	0	4	15	36	66	46	5	3	1	0	0	0	177
13:45	4	7	3	9	35	68	32	10	1	0	0	0	0	169
14:00	3	3	10	19	33	61	42	5	3	2	1	0	0	182
14:15	5	2	5	13	34	36	57	15	1	1	0	0	0	169
14:30	8	2	10	21	50	91	35	9	1	1	0	0	0	228
14:45	6	3	4	19	47	60	30	16	2	1	0	0	0	188
15:00	1	3	1	14	36	68	38	18	7	0	0	0	0	186
15:15	0	2	2	12	31	60	43	11	2	1	0	0	0	164
15:30	2	1	6	17	44	44	34	9	3	1	0	0	0	161
15:45	3	1	3	10	24	55	49	10	1	1	1	0	0	158
16:00	3	2	2	7	25	49	43	21	2	0	0	0	0	154
16:15	2	1	6	18	36	56	39	6	2	2	0	0	0	168
16:30	3	3	3	5	21	78	34	13	2	0	0	0	0	162
16:45	1	5	0	11	41	67	40	9	1	0	0	0	0	175
17:00	3	2	2	5	26	55	45	13	1	1	0	0	0	153
17:15	1	1	3	9	41	73	34	13	3	0	0	0	0	178
17:30	6	3	2	8	37	72	35	6	2	0	0	0	0	171
17:45	3	7	19	45	47	35	16	2	3	0	0	0	0	177
18:00	10	11	4	6	27	54	23	8	0	0	1	0	0	144
18:15	3	3	11	19	40	61	15	11	2	0	0	0	0	165
18:30	3	0	2	16	39	59	30	4	1	0	0	1	0	155
18:45	2	1	2	8	26	54	42	7	4	0	0	0	0	146
19:00	1	0	1	5	30	49	28	8	1	1	1	0	0	125
19:15	1	1	5	11	30	36	31	8	1	0	1	0	0	125
19:30	0	0	0	3	20	30	18	9	2	0	0	0	0	82
19:45	1	1	1	8	13	32	23	6	3	0	0	0	0	88
20:00	1	1	2	6	18	21	22	1	1	0	0	0	0	73
20:15	0	0	0	5	10	24	22	9	1	0	0	0	0	71
20:30	5	0	0	4	9	11	15	10	0	0	0	0	0	54
20:45	0	0	0	0	7	30	18	10	2	2	1	0	0	70
21:00	0	0	0	3	11	28	23	3	0	0	0	0	0	68
21:15	2	0	1	1	5	27	23	8	3	0	1	0	0	71
21:30	0	0	1	3	5	17	17	13	2	0	1	1	0	60
21:45	0	0	0	1	5	20	13	8	1	3	2	0	0	53
22:00	0	2	2	0	4	13	8	10	4	1	1	0	0	45
22:15	0	0	0	1	4	9	16	4	1	2	0	0	0	37
22:30	0	0	1	1	7	14	11	3	0	0	0	0	0	37
22:45	0	0	0	2	1	15	7	10	0	1	0	0	0	36
23:00	0	0	4	3	5	8	7	5	1	0	0	0	0	33
23:15	1	0	0	1	2	3	10	2	3	0	1	0	0	23
23:30	0	0	0	0	1	3	9	1	0	1	0	0	0	15
23:45	0	0	0	0	0	4	7	1	0	1	1	0	0	14
Totals	135	99	207	697	1932	3553	2449	818	192	62	23	3		10170
% of Totals	1%	1%	2%	7%	19%	35%	24%	8%	2%	1%	0%	0%		100%

AM Volumes	38	21	57	240	753	1485	1100	403	107	34	9	1	0	4248
% AM	0%	0%	1%	2%	7%	15%	11%	4%	1%	0%	0%	0%		42%
AM Peak Hour	8:45	11:00	7:45	8:00	8:45	8:15	7:45	7:45	7:15	5:45	5:45	1:30		7:45
Volume	14	9	18	75	190	391	260	107	26	6	3	1		1005
PM Volumes	97	78	150	457	1179	2068	1349	415	85	28	14	2	0	5922
% PM	1%	1%	1%	4%	12%	20%	13%	4%	1%	0%	0%	0%		58%
PM Peak Hour	14:00	17:30	17:30	17:45	14:15	14:30	13:30	14:15	14:45	21:30	21:15	17:45		14:15
Volume	22	24	36	86	167	279	177	58	14	6	5	1		771

Directional Peak Periods	AM 7-9			NOON 12-2			PM 4-6			Off Peak Volumes		
All Classes	Volume	⟷	%	Volume	⟷	%	Volume	⟷	%	Volume	⟷	%
	1664		16%	1358		13%	1338		13%	5810		57%

Street Name	Direction	Percentiles					
		15th	50th	Average	85th	95th	ADT
W Alameda Ave	East Bound	31	36	36	42	45	11589
W Alameda Ave	West Bound	31	38	37	44	49	10170

Prepared by National Data & Surveying Services

SPEED

W Alameda Ave Bet. S Lamer St & S Parish Pl

Day: Tuesday
Date: 1/17/2023

City: Burbank
Project #: CA23_020030_008

Summary

Time	< 15	15 - 19	20 - 24	25 - 29	30 - 34	35 - 39	40 - 44	45 - 49	50 - 54	55 - 59	60 - 64	65 - 69	70 +	Total
0:00 AM	0	0	0	0	4	9	8	4	0	0	0	0	0	25
0:15	0	0	0	1	3	9	9	3	1	0	0	0	0	26
0:30	0	0	0	1	4	9	7	2	1	0	0	0	0	24
0:45	1	0	0	2	3	4	6	2	0	1	0	0	0	19
1:00	0	0	0	0	1	4	8	3	1	0	0	0	0	17
1:15	0	0	0	0	1	5	4	1	1	0	0	0	0	12
1:30	0	0	1	1	2	2	4	3	2	1	0	0	0	16
1:45	0	0	0	0	0	3	6	1	1	0	0	0	0	11
2:00	0	0	0	1	0	10	9	2	0	0	0	0	0	22
2:15	0	0	0	2	5	4	2	1	0	0	0	1	0	15
2:30	0	0	0	0	2	6	4	1	0	0	0	0	0	13
2:45	0	0	0	0	1	2	1	2	0	0	0	0	0	6
3:00	0	0	0	0	0	0	2	1	0	0	0	0	0	3
3:15	0	0	1	1	0	5	1	0	0	1	0	0	0	9
3:30	1	0	2	2	0	1	5	1	1	1	0	0	0	14
3:45	0	0	1	0	0	3	3	2	0	0	0	0	0	9
4:00	0	0	0	2	1	2	0	4	2	1	0	0	0	12
4:15	0	0	0	0	1	2	6	3	0	0	0	0	0	12
4:30	0	0	0	0	2	5	7	1	2	2	1	0	0	20
4:45	0	0	1	0	1	8	11	3	3	2	0	0	0	29
5:00	0	1	0	4	2	13	12	4	2	0	0	0	0	38
5:15	0	0	0	0	6	18	14	4	1	1	0	0	0	44
5:30	0	0	0	4	6	16	18	7	1	0	0	0	0	52
5:45	1	0	0	0	3	24	29	9	6	1	1	0	0	74
6:00	1	1	1	1	9	34	20	16	3	1	1	0	0	88
6:15	0	0	0	1	5	34	34	10	3	2	0	0	0	89
6:30	0	0	3	4	19	38	32	19	3	2	1	0	0	121
6:45	1	0	1	4	30	53	46	16	3	0	0	0	0	154
7:00	2	0	2	8	28	69	53	22	7	2	1	0	0	194
7:15	0	0	3	13	31	65	38	19	6	2	0	0	0	177
7:30	1	0	3	12	45	96	82	19	6	0	0	0	0	264
7:45	2	1	3	11	62	175	105	41	4	1	1	0	0	406
8:00	2	2	8	37	58	105	85	57	15	3	2	0	0	374
8:15	2	1	6	16	67	143	111	20	5	1	0	0	0	372
8:30	1	1	7	23	78	158	92	25	5	0	0	0	0	390
8:45	6	1	2	23	93	165	69	16	4	1	0	0	0	380
9:00	1	1	0	7	61	167	99	27	3	2	0	0	0	368
9:15	5	0	4	22	74	116	69	20	3	0	0	0	0	313
9:30	3	0	4	22	85	133	81	14	2	1	0	0	0	345
9:45	0	0	4	18	69	119	58	20	2	1	1	0	0	292
10:00	3	1	7	23	67	109	67	15	4	1	0	0	0	297
10:15	2	2	3	14	71	105	60	22	6	2	1	0	0	288
10:30	2	3	1	8	60	103	49	22	6	0	0	0	0	254
10:45	1	0	10	15	66	109	61	14	4	2	0	0	0	282
11:00	4	1	3	17	65	101	65	15	2	2	0	0	0	275
11:15	1	4	3	14	67	101	51	17	5	2	0	0	0	265
11:30	0	2	5	16	56	110	73	18	3	2	0	0	0	285
11:45	2	4	6	24	85	116	50	13	4	1	0	0	0	305
12:00 PM	1	2	6	31	101	136	67	9	0	1	0	0	0	354
12:15	1	3	2	17	74	142	74	10	6	0	0	0	0	329
12:30	5	2	5	25	60	117	68	23	5	0	0	0	0	310
12:45	4	6	17	26	83	133	74	15	1	2	0	0	0	361
13:00	3	0	5	11	84	151	62	22	2	1	0	0	0	341
13:15	4	5	2	26	100	155	60	19	2	0	1	0	0	374
13:30	1	0	6	19	92	134	74	6	4	1	0	0	0	337
13:45	5	10	7	26	94	148	61	15	1	0	0	0	0	367
14:00	4	3	14	36	103	162	67	13	6	3	1	0	0	412
14:15	7	2	5	23	134	131	94	22	3	1	0	0	0	422
14:30	9	7	16	31	123	179	64	13	3	1	0	0	0	446
14:45	6	3	13	38	114	134	57	25	4	1	0	0	0	395
15:00	1	5	3	32	131	158	69	25	8	0	0	0	0	432
15:15	2	2	6	59	128	143	72	15	3	1	0	0	0	431
15:30	3	4	10	32	122	146	58	17	4	1	0	0	0	397
15:45	4	2	3	44	107	155	87	18	1	2	1	0	0	424
16:00	6	3	5	22	119	160	73	24	2	0	0	0	0	414
16:15	2	1	6	34	153	179	72	9	2	2	0	0	0	460
16:30	3	3	4	27	99	183	76	19	4	0	0	0	0	418
16:45	1	5	4	46	141	157	62	19	1	0	0	0	0	436
17:00	3	2	4	46	161	165	71	18	2	1	0	0	0	473
17:15	1	1	9	55	179	185	51	16	3	0	0	0	0	500
17:30	9	5	3	40	148	178	66	14	4	0	0	0	0	467
17:45	6	10	21	96	189	121	35	4	3	0	0	0	0	485
18:00	12	11	11	56	147	152	47	9	0	0	1	0	0	446
18:15	4	3	14	52	205	153	33	15	2	0	0	0	0	481
18:30	3	2	5	32	140	159	57	12	2	0	0	1	0	413
18:45	2	1	3	66	173	152	71	10	4	0	0	0	0	482
19:00	1	3	4	38	134	149	70	12	1	1	1	0	0	414
19:15	1	1	7	37	104	131	59	18	2	0	1	0	0	361
19:30	0	0	3	9	53	115	56	16	2	0	0	0	0	254
19:45	1	1	4	13	56	98	60	15	5	0	0	0	0	253
20:00	1	1	3	7	40	100	45	11	1	0	0	0	0	209
20:15	0	0	1	9	28	71	48	17	3	0	0	0	0	177
20:30	5	2	1	8	32	45	35	14	0	1	0	0	0	143
20:45	0	0	2	3	22	73	42	13	3	2	1	0	0	161
21:00	0	0	0	4	15	67	43	13	1	0	0	0	0	143
21:15	2	0	1	4	13	57	39	13	5	0	2	0	0	136
21:30	0	0	2	3	16	52	38	18	4	0	1	1	0	135
21:45	0	0	0	2	11	43	24	18	5	4	2	0	0	109
22:00	0	2	2	1	20	36	25	17	6	1	1	0	0	111
22:15	0	0	0	3	14	24	29	12	3	2	0	0	0	87
22:30	0	1	1	1	12	36	25	7	3	0	0	0	0	86
22:45	0	0	0	3	3	26	23	17	1	1	0	0	0	74
23:00	0	0	5	3	7	13	23	9	2	3	0	0	0	65
23:15	1	0	0	2	6	13	21	6	4	0	2	0	0	55
23:30	0	0	0	0	3	8	21	7	0	1	1	0	0	41
23:45	0	0	0	1	0	13	18	2	1	2	1	0	0	38
Totals	169	140	340	1573	5492	8126	4292	1252	267	78	27	3		21759
% of Totals	1%	1%	2%	7%	25%	37%	20%	6%	1%	0%	0%	0%		100%

AM Volumes	45	26	95	374	1399	2688	1726	561	133	42	10	1	0	7100
% AM	0%	0%	0%	2%	6%	12%	8%	3%	1%	0%	0%	0%		33%
AM Peak Hour	8:45	11:15	7:45	8:00	11:45	8:15	7:45	7:45	7:15	10:45	5:45	1:30		7:45
Volume	15	12	24	99	320	633	393	143	31	8	3	1		1542
PM Volumes	124	114	245	1199	4093	5438	2566	691	134	36	17	2	0	14659
% PM	1%	1%	1%	6%	19%	25%	12%	3%	1%	0%	0%	0%		67%
PM Peak Hour	17:30	17:30	17:45	17:15	17:30	16:30	15:45	14:15	21:15	21:30	21:15	17:45		17:00
Volume	31	29	51	247	689	690	308	85	20	7	6	1		1925

Directional Peak Periods	AM 7-9			NOON 12-2			PM 4-6			Off Peak Volumes		
All Classes	Volume	⟷	%	Volume	⟷	%	Volume	⟷	%	Volume	⟷	%
	2557		12%	2773		13%	3653		17%	12776		59%

Street Name	Direction	Percentiles					
		15th	50th	Average	85th	95th	ADT
W Alameda Ave	Summary	31	37	37	43	47	21759

Prepared by National Data & Surveying Services

SPEED

W Alameda Ave Bet. S Lamer St & S Parish Pl

Day: Tuesday
Date: 1/17/2023

City: Burbank
Project #: CA23_020030_008e

East Bound

Time	< 15	15 - 19	20 - 24	25 - 29	30 - 34	35 - 39	40 - 44	45 - 49	50 - 54	55 - 59	60 - 64	65 - 69	70 +	Total
0:00 AM	1	0	0	2	11	16	20	8	2	0	0	0	0	**60**
1:00	0	0	1	1	1	13	13	3	2	1	0	0	0	**35**
2:00	0	0	0	3	6	15	7	5	0	0	0	0	0	**36**
3:00	0	0	3	1	0	5	10	1	0	0	0	0	0	**20**
4:00	0	0	1	0	2	6	14	8	1	1	0	0	0	**33**
5:00	0	0	0	6	8	31	33	6	0	0	0	0	0	**84**
6:00	1	0	3	3	23	62	49	13	3	0	0	0	0	**157**
7:00	1	0	2	11	79	180	85	19	3	0	0	0	0	**380**
8:00	0	2	6	24	113	202	122	35	7	1	1	0	0	**513**
9:00	1	0	6	29	121	227	98	19	2	1	0	0	0	**504**
10:00	0	1	9	16	127	207	91	21	4	1	0	0	0	**477**
11:00	3	2	7	38	155	239	84	20	2	3	0	0	0	**553**
12:00 PM	6	5	8	34	192	289	121	20	4	0	0	0	0	**679**
13:00	1	6	7	30	209	341	122	19	1	0	0	0	0	**736**
14:00	4	5	19	56	310	358	118	28	9	1	0	0	0	**908**
15:00	4	6	10	114	353	375	122	27	3	1	0	0	0	**1015**
16:00	3	1	8	88	389	429	127	22	2	0	0	0	0	**1069**
17:00	6	5	11	170	526	414	93	18	3	0	0	0	0	**1246**
18:00	3	2	14	157	533	388	98	16	1	0	0	0	0	**1212**
19:00	0	3	11	70	254	346	145	30	3	0	0	0	0	**862**
20:00	0	2	5	12	78	203	93	25	3	1	0	0	0	**422**
21:00	0	0	1	5	29	127	68	30	9	1	1	0	0	**271**
22:00	0	1	0	4	33	71	60	26	8	0	0	0	0	**203**
23:00	0	0	1	2	8	29	50	15	3	4	2	0	0	**114**
Totals	34	41	133	876	3560	4573	1843	434	75	16	4			11589
% of Totals	0%	0%	1%	8%	31%	39%	16%	4%	1%	0%	0%			100%

AM Volumes	7	5	38	134	646	1203	626	158	26	8	1	0	0	2852
% AM	0%	0%	0%	1%	6%	10%	5%	1%	0%	0%	0%			25%
AM Peak Hour	11:00	8:00	10:00	11:00	11:00	11:00	8:00	8:00	8:00	11:00	8:00			11:00
Volume	3	2	9	38	155	239	122	35	7	3	1			553
PM Volumes	27	36	95	742	2914	3370	1217	276	49	8	3	0	0	8737
% PM	0%	0%	1%	6%	25%	29%	11%	2%	0%	0%	0%			75%
PM Peak Hour	12:00	13:00	14:00	17:00	18:00	16:00	19:00	19:00	14:00	23:00	23:00			17:00
Volume	6	6	19	170	533	429	145	30	9	4	2			1246

Directional Peak Periods	**AM 7-9**			**NOON 12-2**			**PM 4-6**			**Off Peak Volumes**		
All Speeds	Volume		%	Volume		%	Volume		%	Volume		%
	893	↔	8%	1415	↔	12%	2315	↔	20%	6966	↔	60%

Street Name	Direction	Percentiles					
		15th	50th	Average	85th	95th	ADT
W Alameda Ave	East Bound	31	36	36	42	45	11589
W Alameda Ave	West Bound	31	38	37	44	49	10170

Prepared by National Data & Surveying Services

SPEED

W Alameda Ave Bet. S Lamer St & S Parish Pl

Day: Tuesday
Date: 1/17/2023

City: Burbank
Project #: CA23_020030_008w

West Bound

Time	< 15	15 - 19	20 - 24	25 - 29	30 - 34	35 - 39	40 - 44	45 - 49	50 - 54	55 - 59	60 - 64	65 - 69	70 +	Total
0:00 AM	0	0	0	2	3	15	10	3	0	1	0	0	0	**34**
1:00	0	0	0	0	3	1	9	5	3	0	0	0	0	**21**
2:00	0	0	0	0	2	7	9	1	0	0	0	1	0	**20**
3:00	1	0	1	2	0	4	1	3	1	2	0	0	0	**15**
4:00	0	0	0	2	3	11	10	3	6	4	1	0	0	**40**
5:00	1	1	0	2	9	40	40	18	10	2	1	0	0	**124**
6:00	1	1	2	7	40	97	83	48	9	5	2	0	0	**295**
7:00	4	1	9	33	87	225	193	82	20	5	2	0	0	**661**
8:00	11	3	17	75	183	369	235	83	22	4	1	0	0	**1003**
9:00	8	1	6	40	168	308	209	62	8	3	1	0	0	**814**
10:00	8	5	12	44	137	219	146	52	16	4	1	0	0	**644**
11:00	4	9	10	33	118	189	155	43	12	4	0	0	0	**577**
12:00 PM	5	8	22	65	126	239	162	37	8	3	0	0	0	**675**
13:00	12	9	13	52	161	247	135	43	8	2	1	0	0	**683**
14:00	22	10	29	72	164	248	164	45	7	5	1	0	0	**767**
15:00	6	7	12	53	135	227	164	48	13	3	1	0	0	**669**
16:00	9	11	11	41	123	250	156	49	7	2	0	0	0	**659**
17:00	13	13	26	67	151	235	130	34	9	1	0	0	0	**679**
18:00	18	15	19	49	132	228	110	30	7	0	1	1	0	**610**
19:00	3	2	7	27	93	147	100	31	7	1	2	0	0	**420**
20:00	6	1	2	15	44	86	77	30	4	2	1	0	0	**268**
21:00	2	0	2	8	26	92	76	32	6	3	4	1	0	**252**
22:00	0	2	3	4	16	51	42	27	5	4	1	0	0	**155**
23:00	1	0	4	4	8	18	33	9	4	2	2	0	0	**85**
Totals	135	99	207	697	1932	3553	2449	818	192	62	23	3		10170
% of Totals	1%	1%	2%	7%	19%	35%	24%	8%	2%	1%	0%	0%		100%

AM Volumes	38	21	57	240	753	1485	1100	403	107	34	9	1	0	4248
% AM	0%	0%	1%	2%	7%	15%	11%	4%	1%	0%	0%	0%		42%
AM Peak Hour	8:00	11:00	8:00	8:00	8:00	8:00	8:00	8:00	8:00	6:00	6:00	2:00		8:00
Volume	11	9	17	75	183	369	235	83	22	5	2	1		1003
PM Volumes	97	78	150	457	1179	2068	1349	415	85	28	14	2	0	5922
% PM	1%	1%	1%	4%	12%	20%	13%	4%	1%	0%	0%	0%		58%
PM Peak Hour	14:00	18:00	14:00	14:00	14:00	16:00	14:00	16:00	15:00	14:00	21:00	18:00		14:00
Volume	22	15	29	72	164	250	164	49	13	5	4	1		767

Directional Peak Periods	**AM 7-9**			**NOON 12-2**			**PM 4-6**			**Off Peak Volumes**		
All Speeds	Volume		%	Volume		%	Volume		%	Volume		%
	1664	↔	16%	1358	↔	13%	1338	↔	13%	5810	↔	57%

Street Name	Direction	Percentiles					
		15th	50th	Average	85th	95th	ADT
W Alameda Ave	East Bound	31	36	36	42	45	11589
W Alameda Ave	West Bound	31	38	37	44	49	10170

Prepared by National Data & Surveying Services

SPEED

W Alameda Ave Bet. S Lamer St & S Parish Pl

Day: Tuesday
Date: 1/17/2023

City: Burbank
Project #: CA23_020030_008

Summary

Time	< 15	15 - 19	20 - 24	25 - 29	30 - 34	35 - 39	40 - 44	45 - 49	50 - 54	55 - 59	60 - 64	65 - 69	70 +	Total
0:00 AM	1	0	0	4	14	31	30	11	2	1	0	0	0	**94**
1:00	0	0	1	1	4	14	22	8	5	1	0	0	0	**56**
2:00	0	0	0	3	8	22	16	6	0	0	0	1	0	**56**
3:00	1	0	4	3	0	9	11	4	1	2	0	0	0	**35**
4:00	0	0	1	2	5	17	24	11	7	5	1	0	0	**73**
5:00	1	1	0	8	17	71	73	24	10	2	1	0	0	**208**
6:00	2	1	5	10	63	159	132	61	12	5	2	0	0	**452**
7:00	5	1	11	44	166	405	278	101	23	5	2	0	0	**1041**
8:00	11	5	23	99	296	571	357	118	29	5	2	0	0	**1516**
9:00	9	1	12	69	289	535	307	81	10	4	1	0	0	**1318**
10:00	8	6	21	60	264	426	237	73	20	5	1	0	0	**1121**
11:00	7	11	17	71	273	428	239	63	14	7	0	0	0	**1130**
12:00 PM	11	13	30	99	318	528	283	57	12	3	0	0	0	**1354**
13:00	13	15	20	82	370	588	257	62	9	2	1	0	0	**1419**
14:00	26	15	48	128	474	606	282	73	16	6	1	0	0	**1675**
15:00	10	13	22	167	488	602	286	75	16	4	1	0	0	**1684**
16:00	12	12	19	129	512	679	283	71	9	2	0	0	0	**1728**
17:00	19	18	37	237	677	649	223	52	12	1	0	0	0	**1925**
18:00	21	17	33	206	665	616	208	46	8	0	1	1	0	**1822**
19:00	3	5	18	97	347	493	245	61	10	1	2	0	0	**1282**
20:00	6	3	7	27	122	289	170	55	7	3	1	0	0	**690**
21:00	2	0	3	13	55	219	144	62	15	4	5	1	0	**523**
22:00	0	3	3	8	49	122	102	53	13	4	1	0	0	**358**
23:00	1	0	5	6	16	47	83	24	7	6	4	0	0	**199**
Totals	**169**	**140**	**340**	**1573**	**5492**	**8126**	**4292**	**1252**	**267**	**78**	**27**	**3**		**21759**
% of Totals	1%	1%	2%	7%	25%	37%	20%	6%	1%	0%	0%	0%		100%

AM Volumes	45	26	95	374	1399	2688	1726	561	133	42	10	1	0	7100
% AM	0%	0%	0%	2%	6%	12%	8%	3%	1%	0%	0%	0%		33%
AM Peak Hour	8:00	11:00	8:00	8:00	8:00	8:00	8:00	8:00	8:00	11:00	6:00	2:00		8:00
Volume	11	11	23	99	296	571	357	118	29	7	2	1		1516
PM Volumes	124	114	245	1199	4093	5438	2566	691	134	36	17	2	0	14659
% PM	1%	1%	1%	6%	19%	25%	12%	3%	1%	0%	0%	0%		67%
PM Peak Hour	14:00	17:00	14:00	17:00	17:00	16:00	15:00	15:00	14:00	14:00	21:00	18:00		17:00
Volume	26	18	48	237	677	679	286	75	16	6	5	1		1925

Directional Peak Periods	**AM 7-9**			**NOON 12-2**			**PM 4-6**			**Off Peak Volumes**		
All Speeds	Volume		%	Volume		%	Volume		%	Volume		%
	2557	↔	12%	2773	↔	13%	3653	↔	17%	12776	↔	59%

Street Name	Direction	Percentiles					
		15th	50th	Average	85th	95th	ADT
W Alameda Ave	Summary	31	37	37	43	47	21759

Prepared by NDS/ATD

Prepared by National Data & Surveying Services

VOLUME

W Alameda Ave Bet. S Lamer St & S Parish Pl

Day: Tuesday
Date: 1/17/2023

City: Burbank
Project #: CA23_020030_008

DAILY TOTALS	NB	SB	EB	WB	Total
	0	0	11,589	10,170	21,759

AM Period	NB	SB	EB		WB		TOTAL		PM Period	NB	SB	EB		WB		TOTAL	
0:00	0	0	13		12		25		12:00	0	0	180		174		354	
0:15	0	0	16		10		26		12:15	0	0	163		166		329	
0:30	0	0	18		6		24		12:30	0	0	156		154		310	
0:45	0	0	13	60	6	34	19	94	12:45	0	0	180	679	181	675	361	1354
1:00	0	0	10		7		17		13:00	0	0	174		167		341	
1:15	0	0	9		3		12		13:15	0	0	204		170		374	
1:30	0	0	10		6		16		13:30	0	0	160		177		337	
1:45	0	0	6	35	5	21	11	56	13:45	0	0	198	736	169	683	367	1419
2:00	0	0	12		10		22		14:00	0	0	230		182		412	
2:15	0	0	11		4		15		14:15	0	0	253		169		422	
2:30	0	0	7		6		13		14:30	0	0	218		228		446	
2:45	0	0	6	36	0	20	6	56	14:45	0	0	207	908	188	767	395	1675
3:00	0	0	2		1		3		15:00	0	0	246		186		432	
3:15	0	0	5		4		9		15:15	0	0	267		164		431	
3:30	0	0	7		7		14		15:30	0	0	236		161		397	
3:45	0	0	6	20	3	15	9	35	15:45	0	0	266	1015	158	669	424	1684
4:00	0	0	7		5		12		16:00	0	0	260		154		414	
4:15	0	0	6		6		12		16:15	0	0	292		168		460	
4:30	0	0	5		15		20		16:30	0	0	256		162		418	
4:45	0	0	15	33	14	40	29	73	16:45	0	0	261	1069	175	659	436	1728
5:00	0	0	18		20		38		17:00	0	0	320		153		473	
5:15	0	0	16		28		44		17:15	0	0	322		178		500	
5:30	0	0	22		30		52		17:30	0	0	296		171		467	
5:45	0	0	28	84	46	124	74	208	17:45	0	0	308	1246	177	679	485	1925
6:00	0	0	42		46		88		18:00	0	0	302		144		446	
6:15	0	0	31		58		89		18:15	0	0	316		165		481	
6:30	0	0	37		84		121		18:30	0	0	258		155		413	
6:45	0	0	47	157	107	295	154	452	18:45	0	0	336	1212	146	610	482	1822
7:00	0	0	67		127		194		19:00	0	0	289		125		414	
7:15	0	0	60		117		177		19:15	0	0	236		125		361	
7:30	0	0	103		161		264		19:30	0	0	172		82		254	
7:45	0	0	150	380	256	661	406	1041	19:45	0	0	165	862	88	420	253	1282
8:00	0	0	123		251		374		20:00	0	0	136		73		209	
8:15	0	0	127		245		372		20:15	0	0	106		71		177	
8:30	0	0	137		253		390		20:30	0	0	89		54		143	
8:45	0	0	126	513	254	1003	380	1516	20:45	0	0	91	422	70	268	161	690
9:00	0	0	140		228		368		21:00	0	0	75		68		143	
9:15	0	0	112		201		313		21:15	0	0	65		71		136	
9:30	0	0	129		216		345		21:30	0	0	75		60		135	
9:45	0	0	123	504	169	814	292	1318	21:45	0	0	56	271	53	252	109	523
10:00	0	0	138		159		297		22:00	0	0	66		45		111	
10:15	0	0	104		184		288		22:15	0	0	50		37		87	
10:30	0	0	112		142		254		22:30	0	0	49		37		86	
10:45	0	0	123	477	159	644	282	1121	22:45	0	0	38	203	36	155	74	358
11:00	0	0	132		143		275		23:00	0	0	32		33		65	
11:15	0	0	130		135		265		23:15	0	0	32		23		55	
11:30	0	0	134		151		285		23:30	0	0	26		15		41	
11:45	0	0	157	553	148	577	305	1130	23:45	0	0	24	114	14	85	38	199
TOTALS				2852		4248		**7100**	**TOTALS**				8737		5922		**14659**
SPLIT %				40.2%		59.8%		**32.6%**	**SPLIT %**				59.6%		40.4%		**67.4%**

DAILY TOTALS	NB	SB	EB	WB	Total
	0	0	11,589	10,170	21,759

AM Peak Hour			11:45	7:45	**7:45**	**PM Peak Hour**			17:00	14:15	**17:00**
AM Pk Volume			656	1005	**1542**	**PM Pk Volume**			1246	771	**1925**
Pk Hr Factor			0.911	0.981	**0.950**	**Pk Hr Factor**			0.967	0.845	**0.963**
7 - 9 Volume	0	0	893	1664	**2557**	**4 - 6 Volume**	0	0	2315	1338	**3653**
7 - 9 Peak Hour			7:45	7:45	**7:45**	**4 - 6 Peak Hour**			17:00	17:00	**17:00**
7 - 9 Pk Volume	0	0	537	1005	**1542**	**4 - 6 Pk Volume**	0	0	1246	679	**1925**
Pk Hr Factor	0.000	0.000	0.895	0.981	**0.950**	**Pk Hr Factor**	0.000	0.000	0.967	0.954	**0.963**

Prepared by NDS/ATD

Project #: CA23_020030_008 **City:** Burbank

Location: W Alameda Ave Bet. S Lamer St & S Parish Pl **Date:** 1/17/2023

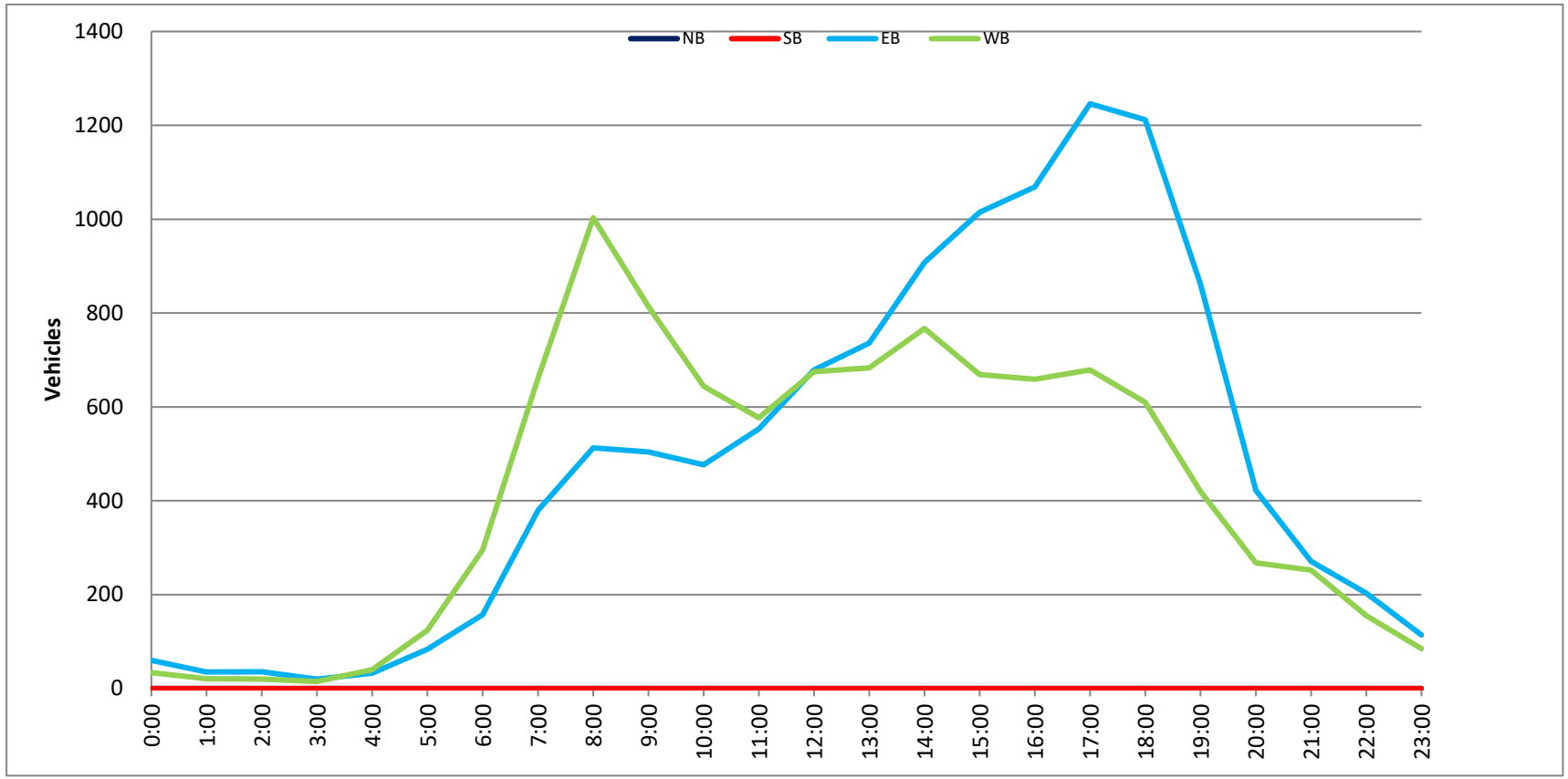

Prepared by National Data & Surveying Services

SPEED

W Alameda Ave Bet. S Lamer St & S Parish Pl

Day: Wednesday
Date: 1/18/2023

City: Burbank
Project #: CA23_020030_008e

East Bound

Time	< 15	15 - 19	20 - 24	25 - 29	30 - 34	35 - 39	40 - 44	45 - 49	50 - 54	55 - 59	60 - 64	65 - 69	70 +	Total
0:00 AM	0	0	0	2	0	4	9	2	1	4	0	1	0	23
0:15	0	0	0	0	1	12	8	0	1	0	0	0	0	22
0:30	0	0	0	0	0	4	5	2	1	0	0	0	0	12
0:45	0	0	1	1	0	3	1	2	1	2	0	0	0	11
1:00	0	0	0	0	0	3	1	2	1	0	0	0	0	7
1:15	0	0	0	0	0	3	5	1	1	0	0	0	0	10
1:30	0	0	0	0	0	0	2	1	0	0	0	0	0	3
1:45	0	0	0	0	0	1	1	2	0	0	0	0	0	4
2:00	0	0	0	0	2	3	3	1	1	0	0	0	0	10
2:15	0	0	0	1	0	2	2	1	0	0	0	0	0	6
2:30	0	0	0	0	2	2	2	1	1	0	0	0	0	8
2:45	0	0	0	1	2	2	1	0	0	0	1	0	0	7
3:00	0	0	1	0	1	1	2	3	0	0	0	0	0	8
3:15	0	0	0	0	1	0	0	0	0	0	0	0	0	1
3:30	1	0	0	1	2	2	2	0	1	0	0	0	0	9
3:45	0	0	1	1	0	2	1	2	1	0	0	0	0	8
4:00	0	0	0	0	1	3	0	2	0	0	0	0	0	6
4:15	0	0	0	1	1	1	1	1	0	0	0	0	0	5
4:30	0	0	0	0	1	3	2	0	0	0	0	0	0	6
4:45	0	0	1	1	2	3	5	2	2	0	0	0	0	16
5:00	0	0	0	1	1	3	7	3	0	1	1	0	0	17
5:15	0	0	0	5	1	5	3	0	1	0	0	0	0	15
5:30	0	0	0	1	2	7	10	2	0	0	0	0	0	22
5:45	0	2	0	0	2	12	9	4	1	0	0	0	0	30
6:00	0	0	0	0	6	12	13	6	0	0	1	0	0	38
6:15	0	0	0	0	4	5	15	3	1	1	0	0	0	29
6:30	1	0	0	0	3	14	11	4	0	0	0	0	0	33
6:45	0	0	0	4	5	11	13	4	2	0	1	0	0	40
7:00	0	0	1	1	9	15	31	8	3	0	0	0	0	68
7:15	0	0	2	2	13	28	12	5	0	0	0	0	0	62
7:30	0	0	3	5	23	35	12	3	0	0	0	0	0	81
7:45	2	1	1	7	65	74	22	5	0	0	0	0	0	177
8:00	0	0	1	2	14	70	22	11	1	2	0	0	0	123
8:15	0	0	2	6	18	39	35	9	3	0	0	0	0	112
8:30	0	0	0	4	20	64	34	14	1	0	0	0	0	137
8:45	0	1	2	15	32	65	19	9	3	0	0	0	0	146
9:00	0	0	0	5	29	80	26	6	2	0	0	0	0	148
9:15	0	1	3	5	38	62	31	2	1	0	0	0	0	143
9:30	0	0	2	4	38	62	30	3	1	0	0	0	0	140
9:45	0	0	3	13	35	46	18	6	1	0	0	0	0	122
10:00	1	1	3	10	41	48	15	9	0	0	0	0	0	128
10:15	0	0	4	9	35	64	26	6	0	0	0	0	0	144
10:30	0	0	8	6	38	57	25	4	0	0	0	0	0	138
10:45	1	3	2	12	45	57	21	6	0	0	0	0	0	147
11:00	1	2	0	10	32	48	27	3	0	0	0	0	0	123
11:15	0	2	1	2	29	61	26	3	0	2	0	0	0	126
11:30	0	1	4	5	43	59	30	7	1	0	0	1	0	151
11:45	1	0	3	7	25	57	35	11	0	0	0	0	0	139
12:00 PM	2	1	0	16	45	76	30	7	0	1	0	0	0	178
12:15	0	0	7	9	58	89	29	3	0	0	0	0	0	195
12:30	1	0	3	3	34	86	34	2	0	0	0	0	0	163
12:45	0	0	3	16	36	70	30	2	0	0	0	0	0	157
13:00	0	0	0	12	48	73	30	2	4	0	0	0	0	169
13:15	0	0	0	5	68	78	27	2	1	0	0	0	0	181
13:30	1	1	1	13	59	68	17	3	0	0	0	0	0	163
13:45	2	0	4	23	60	75	27	3	0	0	0	0	0	194
14:00	1	0	4	19	59	59	18	3	2	0	0	0	0	165
14:15	2	2	2	10	66	110	26	4	1	0	0	0	0	223
14:30	0	0	5	9	66	76	39	7	1	0	0	0	0	203
14:45	6	0	3	15	100	113	38	9	0	0	0	0	0	284
15:00	3	3	4	33	76	129	28	5	1	0	0	0	0	282
15:15	2	0	5	36	91	108	15	5	0	0	0	0	0	262
15:30	3	0	4	18	73	89	51	8	5	0	0	0	0	251
15:45	2	1	1	11	87	91	36	5	0	0	0	0	0	234
16:00	1	0	2	19	134	93	20	7	1	1	0	0	0	278
16:15	0	0	2	17	107	129	36	6	1	0	0	0	0	298
16:30	4	2	5	44	69	92	55	9	2	0	0	0	0	282
16:45	0	1	2	50	132	117	21	3	1	1	0	1	0	329
17:00	2	0	4	25	120	114	54	7	0	0	0	0	0	326
17:15	3	0	9	59	170	73	17	1	0	0	0	0	0	332
17:30	2	0	4	45	125	88	16	2	0	0	0	0	0	282
17:45	0	0	4	65	176	91	7	2	0	0	0	0	0	345
18:00	0	1	2	46	145	77	16	4	1	0	0	0	0	292
18:15	2	0	7	58	180	93	15	2	0	0	0	0	0	357
18:30	2	0	4	39	130	78	20	1	1	0	0	0	0	275
18:45	1	2	3	42	156	92	12	0	0	0	0	0	0	308
19:00	1	0	7	20	104	84	44	5	5	1	0	0	0	271
19:15	0	1	4	27	83	63	17	6	2	1	0	0	0	204
19:30	0	0	1	7	43	98	46	11	1	3	1	0	0	211
19:45	0	0	5	10	66	60	32	11	2	0	0	0	0	186
20:00	0	0	0	8	24	47	33	8	3	2	0	0	0	125
20:15	0	0	0	3	17	50	32	3	2	1	0	0	0	108
20:30	0	0	0	4	13	38	40	11	3	0	0	0	0	109
20:45	0	0	0	3	13	34	29	6	5	0	0	0	0	90
21:00	0	0	1	2	10	28	28	13	2	1	1	0	0	86
21:15	0	1	1	0	15	27	26	8	2	0	1	0	0	81
21:30	0	0	0	0	9	26	39	8	1	1	0	0	0	84
21:45	0	0	0	2	7	18	24	5	2	1	1	0	0	60
22:00	1	1	0	4	9	22	24	7	1	1	0	0	0	70
22:15	0	0	0	1	8	25	15	4	1	0	0	0	0	54
22:30	0	0	0	0	6	11	14	6	1	0	0	0	0	38
22:45	0	0	0	1	1	13	26	8	0	0	0	0	0	49
23:00	0	0	1	0	4	10	10	4	3	1	0	0	0	33
23:15	0	0	0	0	2	16	9	6	1	1	0	1	0	36
23:30	0	0	0	0	3	7	11	4	0	0	0	0	0	25
23:45	0	0	0	0	2	12	8	4	1	0	0	0	0	27
Totals	52	31	163	999	3771	4430	1902	433	94	29	8	4		11916
% of Totals	0%	0%	1%	8%	32%	37%	16%	4%	1%	0%	0%	0%		100%

AM Volumes	8	14	49	150	662	1214	631	181	34	12	4	2	0	2961
% AM	0%	0%	0%	1%	6%	10%	5%	2%	0%	0%	0%	0%		25%
AM Peak Hour	11:45	10:45	9:45	9:45	11:30	11:45	11:45	8:00	8:15		6:00			11:45
Volume	4	8	18	38	171	308	128	43	9	6	2	1		675
PM Volumes	44	17	114	849	3109	3216	1271	252	60	17	4	2	0	8955
% PM	0%	0%	1%	7%	26%	27%	11%	2%	1%	0%	0%	0%		75%
PM Peak Hour	14:45	14:15	17:00	17:15	17:45	16:15	16:15	20:30	20:00	19:15	21:00	16:00		17:00
Volume	14	5	21	215	631	452	166	38	13	6	3	1		1285

Directional Peak Periods	AM 7-9			NOON 12-2			PM 4-6			Off Peak Volumes		
All Classes	Volume	⟷	%	Volume	⟷	%	Volume	⟷	%	Volume	⟷	%
	906		8%	1400		12%	2472		21%	7138		60%

Street Name	Direction	Percentiles					
		15th	50th	Average	85th	95th	ADT
W Alameda Ave	East Bound	31	36	36	42	45	11916
W Alameda Ave	West Bound	31	38	38	44	49	10574

Prepared by National Data & Surveying Services

SPEED

W Alameda Ave Bet. S Lamer St & S Parish Pl

Day: Wednesday
Date: 1/18/2023

City: Burbank
Project #: CA23_020030_008w

West Bound

Time	< 15	15 - 19	20 - 24	25 - 29	30 - 34	35 - 39	40 - 44	45 - 49	50 - 54	55 - 59	60 - 64	65 - 69	70 +	Total
0:00 AM	0	0	0	0	3	2	4	6	1	0	0	0	0	16
0:15	0	0	0	0	1	0	3	4	1	0	0	1	0	10
0:30	1	1	0	0	2	5	6	2	2	0	1	0	0	20
0:45	0	0	0	0	0	0	1	0	0	0	0	0	0	1
1:00	0	0	0	0	2	2	1	3	2	1	1	0	0	12
1:15	0	0	0	1	2	1	3	2	1	1	0	0	0	11
1:30	0	0	0	0	0	0	2	0	0	1	0	0	0	3
1:45	0	0	0	0	0	2	2	0	1	0	0	0	0	5
2:00	0	0	0	0	0	2	1	0	0	0	0	0	0	3
2:15	0	0	0	0	1	3	2	1	1	0	0	0	0	8
2:30	0	0	0	0	3	0	0	0	1	0	0	0	0	4
2:45	0	0	0	1	0	1	3	1	0	0	0	0	0	6
3:00	0	1	0	0	3	0	2	4	0	0	0	0	0	10
3:15	0	0	0	0	1	2	0	1	0	0	0	0	0	4
3:30	0	1	0	1	2	2	2	2	1	2	0	0	0	13
3:45	1	0	1	1	1	4	4	2	0	0	0	0	0	14
4:00	0	0	0	0	0	1	0	0	1	0	0	0	0	2
4:15	0	0	0	2	4	3	3	2	0	0	0	0	0	14
4:30	0	0	1	1	0	3	5	1	3	0	0	0	0	14
4:45	0	0	0	1	1	3	5	2	0	0	0	0	0	12
5:00	0	0	0	2	1	0	4	2	0	0	1	0	0	10
5:15	0	2	0	1	3	5	7	3	0	0	0	0	0	21
5:30	0	0	0	0	0	10	11	4	0	3	0	0	0	28
5:45	0	0	0	2	5	5	12	7	4	0	0	0	0	35
6:00	0	0	0	1	1	13	16	8	4	3	1	0	0	47
6:15	0	0	0	0	2	17	17	10	8	4	0	1	0	59
6:30	0	0	2	0	7	33	31	11	5	3	0	0	0	92
6:45	0	1	0	2	13	40	29	20	3	1	0	0	0	109
7:00	0	0	1	5	15	24	38	18	5	2	0	0	0	108
7:15	1	2	2	7	17	57	35	17	1	0	0	0	0	139
7:30	2	0	3	6	14	55	56	16	6	0	0	0	0	158
7:45	1	1	2	12	47	108	83	36	5	1	1	0	0	297
8:00	0	2	7	34	33	70	54	44	11	2	1	0	0	258
8:15	0	0	5	12	52	93	63	11	5	1	0	0	0	242
8:30	1	0	4	15	36	82	64	17	2	0	0	0	0	221
8:45	6	1	0	12	55	109	44	8	3	1	0	0	0	239
9:00	1	1	0	2	34	83	66	22	2	2	0	0	0	213
9:15	4	0	4	13	46	64	45	13	3	0	0	0	0	192
9:30	3	0	1	13	41	76	43	6	0	0	0	0	0	183
9:45	0	0	0	8	36	64	41	16	2	1	1	0	0	169
10:00	3	1	4	20	34	50	41	9	1	0	0	0	0	163
10:15	2	2	2	7	42	61	30	17	5	2	1	0	0	171
10:30	2	2	2	9	37	55	37	19	7	0	0	0	0	170
10:45	1	0	5	10	29	65	46	9	4	2	0	0	0	171
11:00	2	1	2	6	29	52	47	9	2	2	0	0	0	152
11:15	1	3	1	10	33	46	37	14	5	0	0	0	0	150
11:30	0	2	4	11	35	57	44	15	2	1	0	0	0	171
11:45	1	3	3	10	33	57	42	10	3	0	0	0	0	162
12:00 PM	0	1	5	22	31	60	36	5	0	1	0	0	0	161
12:15	0	1	1	11	40	55	43	8	4	0	0	0	0	163
12:30	2	0	2	12	32	68	46	14	3	0	0	0	0	179
12:45	3	6	14	19	18	49	32	9	0	2	0	0	0	152
13:00	3	0	5	11	46	58	35	15	2	1	0	0	0	176
13:15	4	2	1	19	49	63	28	15	2	0	1	0	0	184
13:30	1	0	4	15	37	67	47	5	3	1	0	0	0	180
13:45	4	7	3	10	38	74	36	11	1	0	0	0	0	184
14:00	3	3	10	19	34	63	44	6	3	2	1	0	0	188
14:15	5	2	5	14	38	43	62	17	1	1	0	0	0	188
14:30	8	2	9	19	43	79	27	6	0	0	0	0	0	193
14:45	6	5	4	20	49	64	33	17	2	1	0	0	0	201
15:00	1	6	1	14	36	69	38	18	7	0	0	0	0	190
15:15	1	1	4	18	48	92	65	18	4	2	0	0	0	253
15:30	2	0	7	19	49	53	40	11	4	1	0	0	0	186
15:45	4	1	4	13	32	69	59	13	0	1	1	0	0	197
16:00	4	2	2	8	29	57	48	23	1	0	0	0	0	174
16:15	0	0	7	20	41	65	45	8	3	2	0	0	0	191
16:30	4	3	3	7	26	86	40	15	0	0	0	0	0	184
16:45	1	5	0	11	40	65	39	9	1	0	0	0	0	171
17:00	3	2	2	6	28	58	47	14	1	1	0	0	0	162
17:15	1	1	3	8	37	65	29	11	3	0	0	0	0	158
17:30	6	3	2	7	35	69	33	5	2	0	0	0	0	162
17:45	3	7	19	44	45	31	13	1	3	0	0	0	0	166
18:00	10	11	4	5	25	49	20	7	0	0	1	0	0	132
18:15	3	3	11	18	37	56	12	10	2	0	0	0	0	152
18:30	3	0	2	17	41	62	32	5	1	0	0	1	0	164
18:45	2	1	2	8	27	55	43	7	4	0	0	0	0	149
19:00	1	0	1	4	28	44	25	7	1	1	1	0	0	113
19:15	1	1	5	13	34	44	37	10	1	0	1	0	0	147
19:30	0	0	1	5	25	39	24	11	2	0	0	0	0	107
19:45	1	1	1	8	14	33	24	6	3	0	0	0	0	91
20:00	1	1	2	7	21	27	26	2	1	0	0	0	0	88
20:15	0	0	1	8	17	37	31	12	2	0	0	0	0	108
20:30	5	0	0	5	12	16	19	11	0	0	0	0	0	68
20:45	0	0	0	1	10	35	21	11	2	2	1	0	0	83
21:00	0	0	0	3	10	26	22	3	0	0	0	0	0	64
21:15	2	0	1	1	5	27	23	8	3	0	1	0	0	71
21:30	0	0	1	3	5	17	17	13	2	0	1	1	0	60
21:45	0	0	0	2	8	25	16	9	1	3	2	0	0	66
22:00	0	2	2	0	4	13	8	10	4	1	1	0	0	45
22:15	0	0	0	2	6	14	19	5	1	2	0	0	0	49
22:30	0	0	1	1	6	12	10	3	0	0	0	0	0	33
22:45	0	0	0	1	2	10	4	9	0	1	0	0	0	27
23:00	0	0	4	4	7	12	10	6	1	0	0	0	0	44
23:15	1	0	0	1	2	2	10	2	3	0	1	0	0	22
23:30	0	0	0	0	2	4	10	1	0	1	0	0	0	18
23:45	0	0	0	0	1	6	8	1	0	1	1	0	0	18
Totals	132	107	212	721	2006	3674	2568	867	197	64	22	4		10574
% of Totals	1%	1%	2%	7%	19%	35%	24%	8%	2%	1%	0%	0%		100%

AM Volumes	33	27	56	238	756	1487	1132	424	113	36	8	2	0	4312
% AM	0%	0%	1%	2%	7%	14%	11%	4%	1%	0%	0%	0%		41%
AM Peak Hour	8:45	11:00	7:45	7:45	8:15	8:15	7:45	7:15	7:30	6:00	0:15			7:45
Volume	14	9	18	73	177	367	264	113	27	11	2	1		1018
PM Volumes	99	80	156	483	1250	2187	1436	443	84	28	14	2	0	6262
% PM	1%	1%	1%	5%	12%	21%	14%	4%	1%	0%	0%	0%		59%
PM Peak Hour	14:00	17:30	17:30	17:45	14:45	14:30	15:15	15:15	14:45	21:30	21:15	17:45		14:30
Volume	22	24	36	84	182	304	212	65	17	6	5	1		837

Directional Peak Periods	AM 7-9			NOON 12-2			PM 4-6			Off Peak Volumes		
All Classes	Volume	⟷	%	Volume	⟷	%	Volume	⟷	%	Volume	⟷	%
	1662		16%	1379		13%	1368		13%	6165		58%

Street Name	Direction	Percentiles					
		15th	50th	Average	85th	95th	ADT
W Alameda Ave	East Bound	31	36	36	42	45	11916
W Alameda Ave	West Bound	31	38	38	44	49	10574

Prepared by National Data & Surveying Services

SPEED

W Alameda Ave Bet. S Lamer St & S Parish Pl

Day: Wednesday
Date: 1/18/2023

City: Burbank
Project #: CA23_020030_008

Summary

Time	< 15	15 - 19	20 - 24	25 - 29	30 - 34	35 - 39	40 - 44	45 - 49	50 - 54	55 - 59	60 - 64	65 - 69	70 +	Total
0:00 AM	0	0	0	2	3	6	13	8	2	4	0	1	0	39
0:15	0	0	0	0	2	12	11	4	2	0	0	1	0	32
0:30	1	1	0	0	2	9	11	4	3	0	1	0	0	32
0:45	0	0	1	1	0	3	2	2	1	2	0	0	0	12
1:00	0	0	0	0	2	5	2	5	3	1	1	0	0	19
1:15	0	0	0	1	2	4	8	3	2	1	0	0	0	21
1:30	0	0	0	0	0	0	4	1	0	1	0	0	0	6
1:45	0	0	0	0	0	3	3	2	1	0	0	0	0	9
2:00	0	0	0	0	2	5	4	1	1	0	0	0	0	13
2:15	0	0	0	1	1	5	4	2	1	0	0	0	0	14
2:30	0	0	0	0	5	2	2	1	2	0	0	0	0	12
2:45	0	0	0	2	2	3	4	1	0	0	1	0	0	13
3:00	0	1	1	0	4	1	4	7	0	0	0	0	0	18
3:15	0	0	0	0	2	2	0	1	0	0	0	0	0	5
3:30	1	1	0	2	4	4	4	2	2	2	0	0	0	22
3:45	1	0	2	2	1	6	5	4	1	0	0	0	0	22
4:00	0	0	0	0	1	4	0	2	1	0	0	0	0	8
4:15	0	0	0	3	5	4	4	3	0	0	0	0	0	19
4:30	0	0	1	1	1	6	7	1	3	0	0	0	0	20
4:45	0	0	1	2	3	6	10	4	2	0	0	0	0	28
5:00	0	0	0	3	2	3	11	5	0	1	2	0	0	27
5:15	0	2	0	6	4	10	10	3	1	0	0	0	0	36
5:30	0	0	0	1	2	17	21	6	0	3	0	0	0	50
5:45	0	2	0	2	7	17	21	11	5	0	0	0	0	65
6:00	0	0	0	1	7	25	29	14	4	3	2	0	0	85
6:15	0	0	0	0	6	22	32	13	9	5	0	1	0	88
6:30	1	0	2	0	10	47	42	15	5	3	0	0	0	125
6:45	0	1	0	6	18	51	42	24	5	1	1	0	0	149
7:00	0	0	2	6	24	39	69	26	8	2	0	0	0	176
7:15	1	2	4	9	30	85	47	22	1	0	0	0	0	201
7:30	2	0	6	11	37	90	68	19	6	0	0	0	0	239
7:45	3	2	3	19	112	182	105	41	5	1	1	0	0	474
8:00	0	2	8	36	47	140	76	55	12	4	1	0	0	381
8:15	0	0	7	18	70	132	98	20	8	1	0	0	0	354
8:30	1	0	4	19	56	146	98	31	3	0	0	0	0	358
8:45	6	2	2	27	87	174	63	17	6	1	0	0	0	385
9:00	1	1	0	7	63	163	92	28	4	2	0	0	0	361
9:15	4	1	7	18	84	126	76	15	4	0	0	0	0	335
9:30	3	0	3	17	79	138	73	9	1	0	0	0	0	323
9:45	0	0	3	21	71	110	59	22	3	1	1	0	0	291
10:00	4	2	7	30	75	98	56	18	1	0	0	0	0	291
10:15	2	2	6	16	77	125	56	23	5	2	1	0	0	315
10:30	2	2	10	15	75	112	62	23	7	0	0	0	0	308
10:45	2	3	7	22	74	122	67	15	4	2	0	0	0	318
11:00	3	3	2	16	61	100	74	12	2	2	0	0	0	275
11:15	1	5	2	12	62	107	63	17	5	2	0	0	0	276
11:30	0	3	8	16	78	116	74	22	3	1	0	1	0	322
11:45	2	3	6	17	58	114	77	21	3	0	0	0	0	301
12:00 PM	2	2	5	38	76	136	66	12	0	2	0	0	0	339
12:15	0	1	8	20	98	144	72	11	4	0	0	0	0	358
12:30	3	0	5	15	66	154	80	16	3	0	0	0	0	342
12:45	3	6	17	35	54	119	62	11	0	2	0	0	0	309
13:00	3	0	5	23	94	131	65	17	6	1	0	0	0	345
13:15	4	2	1	24	117	141	55	17	3	0	1	0	0	365
13:30	2	1	5	28	96	135	64	8	3	1	0	0	0	343
13:45	6	7	7	33	98	149	63	14	1	0	0	0	0	378
14:00	4	3	14	38	93	122	62	9	5	2	1	0	0	353
14:15	7	4	7	24	104	153	88	21	2	1	0	0	0	411
14:30	8	2	14	28	109	155	66	13	1	0	0	0	0	396
14:45	12	5	7	35	149	177	71	26	2	1	0	0	0	485
15:00	4	9	5	47	112	198	66	23	8	0	0	0	0	472
15:15	3	1	9	54	139	200	80	23	4	2	0	0	0	515
15:30	5	0	11	37	122	142	91	19	9	1	0	0	0	437
15:45	6	2	5	24	119	160	95	18	0	1	1	0	0	431
16:00	5	2	4	27	163	150	68	30	2	1	0	0	0	452
16:15	0	0	9	37	148	194	81	14	4	2	0	0	0	489
16:30	8	5	8	51	95	178	95	24	2	0	0	0	0	466
16:45	1	6	2	61	172	182	60	12	2	1	0	1	0	500
17:00	5	2	6	31	148	172	101	21	1	1	0	0	0	488
17:15	4	1	12	67	207	138	46	12	3	0	0	0	0	490
17:30	8	3	6	52	160	157	49	7	2	0	0	0	0	444
17:45	3	7	23	109	221	122	20	3	3	0	0	0	0	511
18:00	10	12	6	51	170	126	36	11	1	0	1	0	0	424
18:15	5	3	18	76	217	149	27	12	2	0	0	0	0	509
18:30	5	0	6	56	171	140	52	6	2	0	0	1	0	439
18:45	3	3	5	50	183	147	55	7	4	0	0	0	0	457
19:00	2	0	8	24	132	128	69	12	6	2	1	0	0	384
19:15	1	2	9	40	117	107	54	16	3	1	1	0	0	351
19:30	0	0	2	12	68	137	70	22	3	3	1	0	0	318
19:45	1	1	6	18	80	93	56	17	5	0	0	0	0	277
20:00	1	1	2	15	45	74	59	10	4	2	0	0	0	213
20:15	0	0	1	11	34	87	63	15	4	1	0	0	0	216
20:30	5	0	0	9	25	54	59	22	3	0	0	0	0	177
20:45	0	0	0	4	23	69	50	17	7	2	1	0	0	173
21:00	0	0	1	5	20	54	50	16	2	1	1	0	0	150
21:15	2	1	2	1	20	54	49	16	5	0	2	0	0	152
21:30	0	0	1	3	14	43	56	21	3	1	1	1	0	144
21:45	0	0	0	4	15	43	40	14	3	4	3	0	0	126
22:00	1	3	2	4	13	35	32	17	5	2	1	0	0	115
22:15	0	0	0	3	14	39	34	9	2	2	0	0	0	103
22:30	0	0	1	1	12	23	24	9	1	0	0	0	0	71
22:45	0	0	0	2	3	23	30	17	0	1	0	0	0	76
23:00	0	0	5	4	11	22	20	10	4	1	0	0	0	77
23:15	1	0	0	1	4	18	19	8	4	1	1	1	0	58
23:30	0	0	0	0	5	11	21	5	0	1	0	0	0	43
23:45	0	0	0	0	3	18	16	5	1	1	1	0	0	45
Totals	184	138	375	1720	5777	8104	4470	1300	291	93	30	3		22490
% of Totals	1%	1%	2%	8%	26%	36%	20%	6%	1%	0%	0%	0%		100%

AM Volumes	41	41	105	388	1418	2701	1763	605	147	48	12	4	0	7273
% AM	0%	0%	0%	2%	6%	12%	8%	3%	1%	0%	0%	0%		32%
AM Peak Hour	8:45	10:45	10:00	8:00	8:45	8:15	7:45	7:45	7:30	6:00	6:00			7:45
Volume	14	14	30	100	313	615	377	147	31	12	3	2		1567
PM Volumes	143	97	270	1332	4359	5403	2707	695	144	45	18	4	0	15217
% PM	1%	0%	1%	6%	19%	24%	12%	3%	1%	0%	0%	0%		68%
PM Peak Hour	14:00	17:30	17:30	17:45	17:45	14:30	15:45	14:45	14:45	21:30	21:00	16:00		16:30
Volume	31	25	53	292	779	730	339	91	23	9	7	1		1944

Directional Peak Periods	AM 7-9			NOON 12-2			PM 4-6			Off Peak Volumes		
All Classes	Volume	↔	%	Volume	↔	%	Volume	↔	%	Volume	↔	%
	2568		11%	2779		12%	3840		17%	13303		59%

Street Name	Direction	Percentiles					
		15th	50th	Average	85th	95th	ADT
W Alameda Ave	Summary	31	37	37	43	47	22490

Prepared by National Data & Surveying Services

SPEED

W Alameda Ave Bet. S Lamer St & S Parish Pl

Day: Wednesday
Date: 1/18/2023

City: Burbank
Project #: CA23_020030_008e

East Bound

Time	< 15	15 - 19	20 - 24	25 - 29	30 - 34	35 - 39	40 - 44	45 - 49	50 - 54	55 - 59	60 - 64	65 - 69	70 +	Total
0:00 AM	0	0	1	3	1	23	23	6	4	6	0	1	0	**68**
1:00	0	0	0	0	0	7	9	6	2	0	0	0	0	**24**
2:00	0	0	0	2	6	9	8	3	2	0	1	0	0	**31**
3:00	1	0	2	2	4	5	5	5	2	0	0	0	0	**26**
4:00	0	0	1	2	5	10	8	5	2	0	0	0	0	**33**
5:00	0	2	0	7	6	27	29	9	2	1	1	0	0	**84**
6:00	1	0	0	4	18	42	52	17	3	1	2	0	0	**140**
7:00	2	1	7	15	110	152	77	21	3	0	0	0	0	**388**
8:00	0	1	5	27	84	238	110	43	8	2	0	0	0	**518**
9:00	0	1	8	27	140	250	105	17	5	0	0	0	0	**553**
10:00	2	4	17	37	159	226	87	25	0	0	0	0	0	**557**
11:00	2	5	8	24	129	225	118	24	1	2	0	1	0	**539**
12:00 PM	3	1	13	44	173	321	123	14	0	1	0	0	0	**693**
13:00	3	1	5	53	235	294	101	10	5	0	0	0	0	**707**
14:00	9	2	14	53	291	358	121	23	4	0	0	0	0	**875**
15:00	10	4	14	98	327	417	130	23	6	0	0	0	0	**1029**
16:00	5	3	11	130	442	431	132	25	5	2	0	1	0	**1187**
17:00	7	0	21	194	591	366	94	12	0	0	0	0	0	**1285**
18:00	5	3	16	185	611	340	63	7	2	0	0	0	0	**1232**
19:00	1	1	17	64	296	305	139	33	10	5	1	0	0	**872**
20:00	0	0	0	18	67	169	134	28	13	3	0	0	0	**432**
21:00	0	1	2	4	41	99	117	34	7	3	3	0	0	**311**
22:00	1	1	0	6	24	71	79	25	3	1	0	0	0	**211**
23:00	0	0	1	0	11	45	38	18	5	2	0	1	0	**121**
Totals	**52**	**31**	**163**	**999**	**3771**	**4430**	**1902**	**433**	**94**	**29**	**8**	**4**		**11916**
% of Totals	0%	0%	1%	8%	32%	37%	16%	4%	1%	0%	0%	0%		100%

AM Volumes	8	14	49	150	662	1214	631	181	34	12	4	2	0	2961
% AM	0%	0%	0%	1%	6%	10%	5%	2%	0%	0%	0%	0%		25%
AM Peak Hour	7:00	11:00	10:00	10:00	10:00	9:00	11:00	8:00	8:00		6:00			10:00
Volume	2	5	17	37	159	250	118	43	8	6	2	1		557
PM Volumes	44	17	114	849	3109	3216	1271	252	60	17	4	2	0	8955
% PM	0%	0%	1%	7%	26%	27%	11%	2%	1%	0%	0%	0%		75%
PM Peak Hour	15:00	15:00	17:00	17:00	18:00	16:00	19:00	21:00	20:00	19:00	21:00	16:00		17:00
Volume	10	4	21	194	611	431	139	34	13	5	3	1		1285

Directional Peak Periods	**AM 7-9**			**NOON 12-2**			**PM 4-6**			**Off Peak Volumes**		
All Speeds	Volume	↔	%	Volume	↔	%	Volume	↔	%	Volume	↔	%
	906		8%	1400		12%	2472		21%	7138		60%

Street Name	Direction	Percentiles					
		15th	50th	Average	85th	95th	ADT
W Alameda Ave	East Bound	31	36	36	42	45	11916
W Alameda Ave	West Bound	31	38	38	44	49	10574

Prepared by National Data & Surveying Services

SPEED

W Alameda Ave Bet. S Lamer St & S Parish Pl

Day: Wednesday
Date: 1/18/2023

City: Burbank
Project #: CA23_020030_008w

West Bound

Time	< 15	15 - 19	20 - 24	25 - 29	30 - 34	35 - 39	40 - 44	45 - 49	50 - 54	55 - 59	60 - 64	65 - 69	70 +	Total
0:00 AM	1	1	0	0	6	7	14	12	4	0	1	1	0	**47**
1:00	0	0	0	1	4	5	8	5	4	3	1	0	0	**31**
2:00	0	0	0	1	4	6	6	2	2	0	0	0	0	**21**
3:00	1	2	1	2	7	8	8	9	1	2	0	0	0	**41**
4:00	0	0	1	4	5	10	13	5	4	0	0	0	0	**42**
5:00	0	2	0	5	9	20	34	16	4	3	1	0	0	**94**
6:00	0	1	2	3	23	103	93	49	20	11	1	1	0	**307**
7:00	4	3	8	30	93	244	212	87	17	3	1	0	0	**702**
8:00	7	3	16	73	176	354	225	80	21	4	1	0	0	**960**
9:00	8	1	5	36	157	287	195	57	7	3	1	0	0	**757**
10:00	8	5	13	46	142	231	154	54	17	4	1	0	0	**675**
11:00	4	9	10	37	130	212	170	48	12	3	0	0	0	**635**
12:00 PM	5	8	22	64	121	232	157	36	7	3	0	0	0	**655**
13:00	12	9	13	55	170	262	146	46	8	2	1	0	0	**724**
14:00	22	12	28	72	164	249	166	46	6	4	1	0	0	**770**
15:00	8	8	16	64	165	283	202	60	15	4	1	0	0	**826**
16:00	9	10	12	46	136	273	172	55	5	2	0	0	0	**720**
17:00	13	13	26	65	145	223	122	31	9	1	0	0	0	**648**
18:00	18	15	19	48	130	222	107	29	7	0	1	1	0	**597**
19:00	3	2	8	30	101	160	110	34	7	1	2	0	0	**458**
20:00	6	1	3	21	60	115	97	36	5	2	1	0	0	**347**
21:00	2	0	2	9	28	95	78	33	6	3	4	1	0	**261**
22:00	0	2	3	4	18	49	41	27	5	4	1	0	0	**154**
23:00	1	0	4	5	12	24	38	10	4	2	2	0	0	**102**
Totals	**132**	**107**	**212**	**721**	**2006**	**3674**	**2568**	**867**	**197**	**64**	**22**	**4**		**10574**
% of Totals	1%	1%	2%	7%	19%	35%	24%	8%	2%	1%	0%	0%		100%

AM Volumes	33	27	56	238	756	1487	1132	424	113	36	8	2	0	4312
% AM	0%	0%	1%	2%	7%	14%	11%	4%	1%	0%	0%	0%		41%
AM Peak Hour	9:00	11:00	8:00	8:00	8:00	8:00	8:00	7:00	8:00	6:00				8:00
Volume	8	9	16	73	176	354	225	87	21	11	1	1		960
PM Volumes	99	80	156	483	1250	2187	1436	443	84	28	14	2	0	6262
% PM	1%	1%	1%	5%	12%	21%	14%	4%	1%	0%	0%	0%		59%
PM Peak Hour	14:00	18:00	14:00	14:00	13:00	15:00	15:00	15:00	15:00	14:00	21:00	18:00		15:00
Volume	22	15	28	72	170	283	202	60	15	4	4	1		826

Directional Peak Periods	**AM 7-9**			**NOON 12-2**			**PM 4-6**			**Off Peak Volumes**		
All Speeds	Volume	↔	%	Volume	↔	%	Volume	↔	%	Volume	↔	%
	1662		16%	1379		13%	1368		13%	6165		58%

Street Name	Direction	Percentiles					
		15th	50th	Average	85th	95th	ADT
W Alameda Ave	East Bound	31	36	36	42	45	11916
W Alameda Ave	West Bound	31	38	38	44	49	10574

Prepared by National Data & Surveying Services

SPEED

W Alameda Ave Bet. S Lamer St & S Parish Pl

Day: Wednesday
Date: 1/18/2023

City: Burbank
Project #: CA23_020030_008

Summary

Time	< 15	15 - 19	20 - 24	25 - 29	30 - 34	35 - 39	40 - 44	45 - 49	50 - 54	55 - 59	60 - 64	65 - 69	70 +	Total
0:00 AM	1	1	1	3	7	30	37	18	8	6	1	2	0	**115**
1:00	0	0	0	1	4	12	17	11	6	3	1	0	0	**55**
2:00	0	0	0	3	10	15	14	5	4	0	1	0	0	**52**
3:00	2	2	3	4	11	13	13	14	3	2	0	0	0	**67**
4:00	0	0	2	6	10	20	21	10	6	0	0	0	0	**75**
5:00	0	4	0	12	15	47	63	25	6	4	2	0	0	**178**
6:00	1	1	2	7	41	145	145	66	23	12	3	1	0	**447**
7:00	6	4	15	45	203	396	289	108	20	3	1	0	0	**1090**
8:00	7	4	21	100	260	592	335	123	29	6	1	0	0	**1478**
9:00	8	2	13	63	297	537	300	74	12	3	1	0	0	**1310**
10:00	10	9	30	83	301	457	241	79	17	4	1	0	0	**1232**
11:00	6	14	18	61	259	437	288	72	13	5	0	1	0	**1174**
12:00 PM	8	9	35	108	294	553	280	50	7	4	0	0	0	**1348**
13:00	15	10	18	108	405	556	247	56	13	2	1	0	0	**1431**
14:00	31	14	42	125	455	607	287	69	10	4	1	0	0	**1645**
15:00	18	12	30	162	492	700	332	83	21	4	1	0	0	**1855**
16:00	14	13	23	176	578	704	304	80	10	4	0	1	0	**1907**
17:00	20	13	47	259	736	589	216	43	9	1	0	0	0	**1933**
18:00	23	18	35	233	741	562	170	36	9	0	1	1	0	**1829**
19:00	4	3	25	94	397	465	249	67	17	6	3	0	0	**1330**
20:00	6	1	3	39	127	284	231	64	18	5	1	0	0	**779**
21:00	2	1	4	13	69	194	195	67	13	6	7	1	0	**572**
22:00	1	3	3	10	42	120	120	52	8	5	1	0	0	**365**
23:00	1	0	5	5	23	69	76	28	9	4	2	1	0	**223**
Totals	**184**	**138**	**375**	**1720**	**5777**	**8104**	**4470**	**1300**	**291**	**93**	**30**	**8**		**22490**
% of Totals	1%	1%	2%	8%	26%	36%	20%	6%	1%	0%	0%	0%		100%

AM Volumes	41	41	105	388	1418	2701	1763	605	147	48	12	4	0	7273
% AM	0%	0%	0%	2%	6%	12%	8%	3%	1%	0%	0%	0%		32%
AM Peak Hour	10:00	11:00	10:00	8:00	10:00	8:00	8:00	8:00	8:00	6:00	6:00			8:00
Volume	10	14	30	100	301	592	335	123	29	12	3	2		1478
PM Volumes	143	97	270	1332	4359	5403	2707	695	144	45	18	4	0	15217
% PM	1%	0%	1%	6%	19%	24%	12%	3%	1%	0%	0%	0%		68%
PM Peak Hour	14:00	18:00	17:00	17:00	18:00	16:00	15:00	15:00	15:00	19:00	21:00	16:00		17:00
Volume	31	18	47	259	741	704	332	83	21	6	7	1		1933

Directional Peak Periods	**AM 7-9**			**NOON 12-2**			**PM 4-6**			**Off Peak Volumes**		
All Speeds	Volume		%	Volume		%	Volume		%	Volume		%
	2568	↔	11%	2779	↔	12%	3840	↔	17%	13303	↔	59%

Street Name	Direction	Percentiles					
		15th	50th	Average	85th	95th	ADT
W Alameda Ave	Summary	31	37	37	43	47	22490

Prepared by NDS/ATD

Prepared by National Data & Surveying Services

VOLUME

W Alameda Ave Bet. S Lamer St & S Parish Pl

Day: Wednesday
Date: 1/18/2023

City: Burbank
Project #: CA23_020030_008

DAILY TOTALS	NB	SB	EB	WB	Total
	0	0	11,916	10,574	22,490

AM Period	NB	SB	EB		WB		TOTAL		PM Period	NB	SB	EB		WB		TOTAL	
0:00	0	0	23		16		39		12:00	0	0	178		161		339	
0:15	0	0	22		10		32		12:15	0	0	195		163		358	
0:30	0	0	12		20		32		12:30	0	0	163		179		342	
0:45	0	0	11	68	1	47	12	115	12:45	0	0	157	693	152	655	309	1348
1:00	0	0	7		12		19		13:00	0	0	169		176		345	
1:15	0	0	10		11		21		13:15	0	0	181		184		365	
1:30	0	0	3		3		6		13:30	0	0	163		180		343	
1:45	0	0	4	24	5	31	9	55	13:45	0	0	194	707	184	724	378	1431
2:00	0	0	10		3		13		14:00	0	0	165		188		353	
2:15	0	0	6		8		14		14:15	0	0	223		188		411	
2:30	0	0	8		4		12		14:30	0	0	203		193		396	
2:45	0	0	7	31	6	21	13	52	14:45	0	0	284	875	201	770	485	1645
3:00	0	0	8		10		18		15:00	0	0	282		190		472	
3:15	0	0	1		4		5		15:15	0	0	262		253		515	
3:30	0	0	9		13		22		15:30	0	0	251		186		437	
3:45	0	0	8	26	14	41	22	67	15:45	0	0	234	1029	197	826	431	1855
4:00	0	0	6		2		8		16:00	0	0	278		174		452	
4:15	0	0	5		14		19		16:15	0	0	298		191		489	
4:30	0	0	6		14		20		16:30	0	0	282		184		466	
4:45	0	0	16	33	12	42	28	75	16:45	0	0	329	1187	171	720	500	1907
5:00	0	0	17		10		27		17:00	0	0	326		162		488	
5:15	0	0	15		21		36		17:15	0	0	332		158		490	
5:30	0	0	22		28		50		17:30	0	0	282		162		444	
5:45	0	0	30	84	35	94	65	178	17:45	0	0	345	1285	166	648	511	1933
6:00	0	0	38		47		85		18:00	0	0	292		132		424	
6:15	0	0	29		59		88		18:15	0	0	357		152		509	
6:30	0	0	33		92		125		18:30	0	0	275		164		439	
6:45	0	0	40	140	109	307	149	447	18:45	0	0	308	1232	149	597	457	1829
7:00	0	0	68		108		176		19:00	0	0	271		113		384	
7:15	0	0	62		139		201		19:15	0	0	204		147		351	
7:30	0	0	81		158		239		19:30	0	0	211		107		318	
7:45	0	0	177	388	297	702	474	1090	19:45	0	0	186	872	91	458	277	1330
8:00	0	0	123		258		381		20:00	0	0	125		88		213	
8:15	0	0	112		242		354		20:15	0	0	108		108		216	
8:30	0	0	137		221		358		20:30	0	0	109		68		177	
8:45	0	0	146	518	239	960	385	1478	20:45	0	0	90	432	83	347	173	779
9:00	0	0	148		213		361		21:00	0	0	86		64		150	
9:15	0	0	143		192		335		21:15	0	0	81		71		152	
9:30	0	0	140		183		323		21:30	0	0	84		60		144	
9:45	0	0	122	553	169	757	291	1310	21:45	0	0	60	311	66	261	126	572
10:00	0	0	128		163		291		22:00	0	0	70		45		115	
10:15	0	0	144		171		315		22:15	0	0	54		49		103	
10:30	0	0	138		170		308		22:30	0	0	38		33		71	
10:45	0	0	147	557	171	675	318	1232	22:45	0	0	49	211	27	154	76	365
11:00	0	0	123		152		275		23:00	0	0	33		44		77	
11:15	0	0	126		150		276		23:15	0	0	36		22		58	
11:30	0	0	151		171		322		23:30	0	0	25		18		43	
11:45	0	0	139	539	162	635	301	1174	23:45	0	0	27	121	18	102	45	223
TOTALS				2961		4312		7273	TOTALS				8955		6262		15217
SPLIT %				40.7%		59.3%		32.3%	SPLIT %				58.8%		41.2%		67.7%

DAILY TOTALS	NB	SB	EB	WB	Total
	0	0	11,916	10,574	22,490

AM Peak Hour			11:45	7:45	7:45	PM Peak Hour			17:00	14:30	16:30
AM Pk Volume			675	1018	1567	PM Pk Volume			1285	837	1944
Pk Hr Factor			0.865	0.857	0.826	Pk Hr Factor			0.931	0.827	0.972
7 - 9 Volume	0	0	906	1662	2568	4 - 6 Volume	0	0	2472	1368	3840
7 - 9 Peak Hour			7:45	7:45	7:45	4 - 6 Peak Hour			17:00	16:00	16:30
7 - 9 Pk Volume	0	0	549	1018	1567	4 - 6 Pk Volume	0	0	1285	720	1944
Pk Hr Factor	0.000	0.000	0.775	0.857	0.826	Pk Hr Factor	0.000	0.000	0.931	0.942	0.972

Prepared by NDS/ATD

Project #: CA23_020030_008 **City:** Burbank

Location: W Alameda Ave Bet. S Lamer St & S Parish Pl **Date:** 1/18/2023

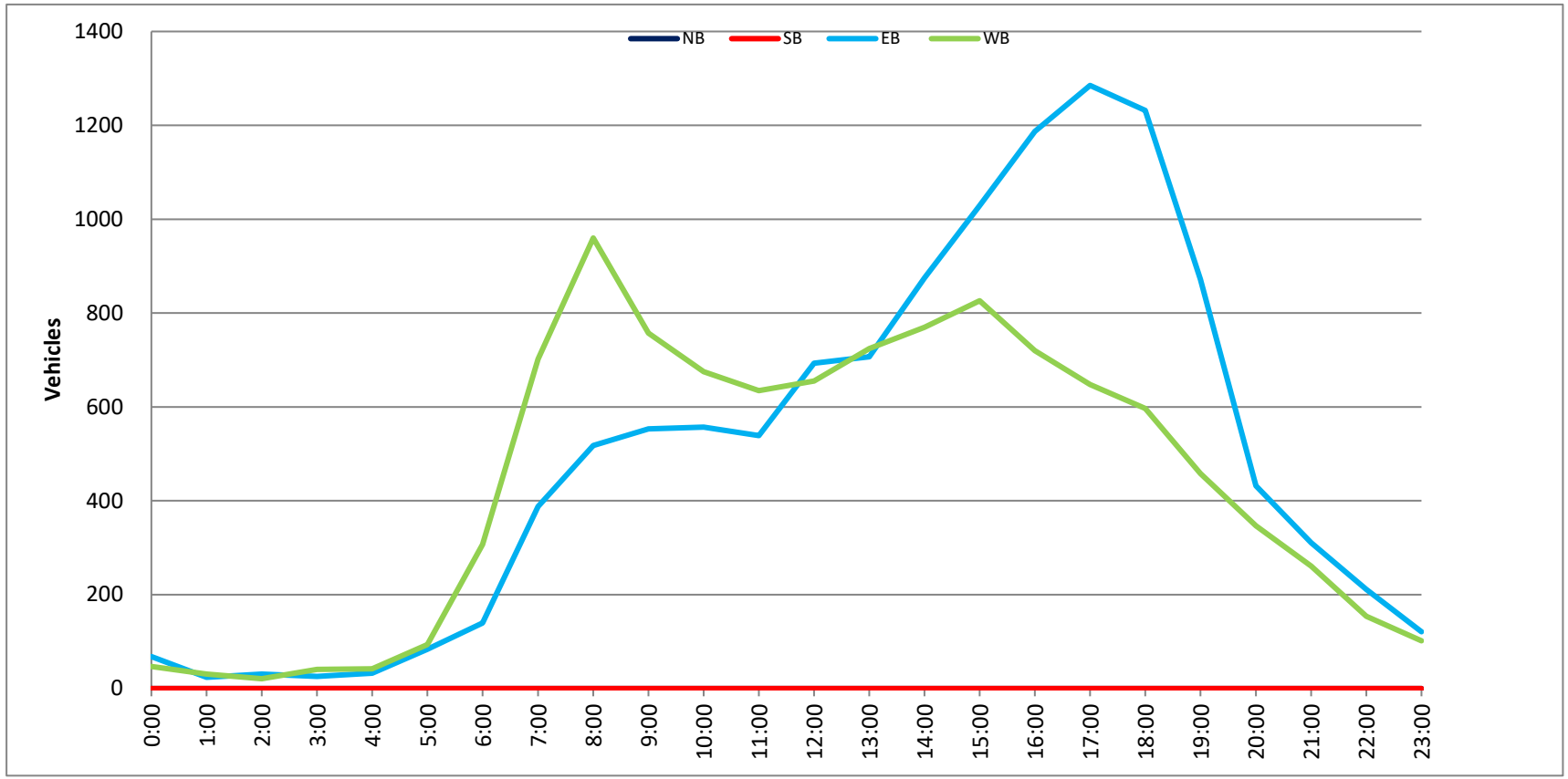

Prepared by National Data & Surveying Services

SPEED

W Alameda Ave Bet. S Lamer St & S Parish Pl

Day: Thursday
Date: 1/19/2023

City: Burbank
Project #: CA23_020030_008e

East Bound

Time	< 15	15 - 19	20 - 24	25 - 29	30 - 34	35 - 39	40 - 44	45 - 49	50 - 54	55 - 59	60 - 64	65 - 69	70 +	Total
0:00 AM	0	0	0	0	2	8	9	8	1	0	0	0	0	28
0:15	0	0	0	2	1	3	12	3	0	0	0	0	0	21
0:30	0	0	0	0	0	3	7	2	0	0	0	0	0	12
0:45	0	0	0	0	1	2	10	3	0	0	0	0	0	16
1:00	0	0	0	2	0	4	0	0	0	0	0	0	0	6
1:15	0	0	0	0	1	2	2	2	0	0	0	0	0	7
1:30	0	0	0	1	1	2	4	0	0	0	0	0	0	8
1:45	0	0	0	0	1	2	2	0	0	0	0	0	0	5
2:00	0	0	1	0	1	5	4	0	0	0	0	0	0	11
2:15	0	0	0	0	3	3	4	0	0	0	0	0	0	10
2:30	0	0	0	0	1	0	2	2	0	0	0	1	0	6
2:45	0	0	1	0	2	2	3	1	0	0	0	0	0	9
3:00	0	0	0	0	1	2	0	2	0	0	0	0	0	5
3:15	0	0	1	0	0	1	1	3	0	0	0	0	0	6
3:30	0	0	1	0	1	3	1	0	0	1	0	0	0	7
3:45	0	0	0	0	0	1	3	0	0	1	1	0	0	6
4:00	0	0	0	0	0	1	2	1	0	0	0	0	0	4
4:15	0	0	0	0	1	2	2	2	0	1	0	0	0	8
4:30	0	0	1	0	1	1	2	1	0	0	0	0	0	6
4:45	0	0	0	0	2	6	4	3	1	1	0	0	0	17
5:00	0	0	0	1	5	7	6	5	1	0	0	0	0	25
5:15	0	0	0	0	2	5	4	0	0	1	0	0	0	12
5:30	0	0	1	1	3	4	8	4	0	0	0	0	0	21
5:45	0	1	0	2	0	9	5	4	0	2	1	0	0	24
6:00	0	0	0	0	4	9	11	5	1	1	0	0	0	31
6:15	0	0	0	2	4	13	10	4	1	1	0	0	0	35
6:30	1	0	1	1	6	16	7	5	0	0	0	0	0	37
6:45	0	0	1	1	12	17	14	4	2	0	0	0	0	51
7:00	0	0	0	1	13	15	23	4	4	0	0	0	0	60
7:15	0	0	1	2	7	24	18	5	1	0	0	0	0	58
7:30	1	0	1	5	16	37	24	4	0	0	0	0	0	88
7:45	0	0	4	4	33	81	28	9	1	1	0	0	0	161
8:00	0	0	4	6	18	36	40	13	4	0	0	0	0	121
8:15	0	0	1	8	14	47	44	4	1	1	0	0	0	120
8:30	0	0	1	3	21	74	33	6	1	0	0	0	0	139
8:45	1	0	1	10	27	60	30	7	0	1	0	0	0	137
9:00	0	0	2	11	25	74	37	7	0	0	0	0	0	156
9:15	2	1	0	3	18	47	32	9	2	0	0	0	0	114
9:30	1	1	1	2	35	55	36	5	1	0	0	0	0	137
9:45	0	0	3	4	22	60	25	8	0	0	0	0	0	122
10:00	0	0	2	4	29	45	34	9	3	0	0	0	0	126
10:15	0	0	2	4	27	61	26	5	1	0	0	0	0	126
10:30	0	0	3	13	41	50	19	6	2	0	0	0	0	134
10:45	1	0	2	7	33	59	19	6	1	0	0	0	0	128
11:00	1	0	6	11	39	66	27	6	1	0	0	0	0	157
11:15	2	0	2	6	29	60	29	11	0	0	0	0	0	139
11:30	0	0	3	9	25	69	34	10	0	0	0	0	0	150
11:45	0	0	1	6	42	60	25	10	2	0	0	0	0	146
12:00 PM	1	3	0	6	31	83	37	0	1	1	0	0	0	163
12:15	0	0	3	14	55	63	30	6	0	0	0	0	0	171
12:30	1	6	3	16	55	83	26	6	0	0	0	0	0	196
12:45	0	0	1	11	45	78	26	8	2	0	0	0	0	171
13:00	1	4	6	18	63	62	27	8	0	0	0	0	0	189
13:15	0	5	2	18	63	84	20	7	0	0	0	0	0	199
13:30	0	3	1	11	33	64	34	9	2	0	0	0	0	157
13:45	0	0	2	15	39	66	24	5	0	0	0	0	0	151
14:00	0	0	0	11	44	72	34	2	0	0	0	0	0	163
14:15	0	0	1	10	50	88	35	8	2	1	0	0	0	195
14:30	1	0	1	8	38	87	35	10	0	0	1	0	0	181
14:45	0	2	2	15	91	101	29	5	1	0	0	0	0	246
15:00	0	0	6	26	85	100	37	11	2	0	0	0	0	267
15:15	1	0	2	31	109	98	23	2	1	0	0	0	0	267
15:30	2	1	2	24	96	104	35	3	0	0	0	0	0	267
15:45	5	0	3	8	94	82	38	12	2	0	0	0	0	244
16:00	0	0	5	37	112	125	36	4	0	0	0	0	0	319
16:15	3	0	1	16	117	113	41	13	3	0	0	0	0	307
16:30	0	0	3	19	102	109	45	2	2	1	0	0	0	283
16:45	1	1	7	53	100	72	32	3	2	0	0	0	0	271
17:00	0	1	11	39	151	83	21	5	1	0	0	0	0	312
17:15	0	1	5	33	131	81	24	2	0	0	0	0	0	277
17:30	0	1	5	14	114	98	30	6	2	0	0	0	0	270
17:45	0	0	7	55	160	79	14	2	0	0	0	0	0	317
18:00	0	2	1	36	101	99	26	6	0	0	0	0	0	271
18:15	0	0	6	23	156	98	24	4	0	1	0	0	0	312
18:30	0	2	5	39	117	78	23	3	0	0	0	0	0	267
18:45	0	1	1	6	101	113	23	10	0	0	0	0	0	255
19:00	0	0	1	20	89	87	34	8	1	0	0	0	0	240
19:15	0	0	3	7	56	95	45	5	3	0	0	0	0	214
19:30	0	1	1	6	59	90	36	8	0	1	0	0	0	202
19:45	0	1	0	5	43	87	30	6	1	1	0	0	0	174
20:00	0	0	1	5	18	57	39	11	4	2	0	0	0	137
20:15	0	0	3	4	23	50	24	8	1	0	1	0	0	114
20:30	0	1	0	0	7	59	24	7	1	1	0	0	0	100
20:45	0	0	0	5	16	37	21	6	1	2	0	0	0	88
21:00	0	0	0	2	9	35	26	6	4	0	0	0	0	82
21:15	1	0	4	3	10	28	22	4	1	0	0	0	0	73
21:30	0	0	1	0	8	23	14	11	1	0	0	0	0	58
21:45	0	0	0	2	5	18	22	15	1	1	0	0	0	64
22:00	1	0	0	2	8	26	22	11	2	0	0	0	0	72
22:15	0	0	1	1	2	12	17	10	0	0	0	0	0	43
22:30	0	0	0	0	8	21	10	3	5	0	0	0	0	47
22:45	0	0	0	1	3	18	20	5	0	0	0	0	0	47
23:00	0	0	0	2	2	20	14	4	2	0	0	0	0	44
23:15	0	0	0	1	4	13	7	0	2	0	1	1	0	29
23:30	0	0	0	0	2	6	13	2	0	0	0	0	0	23
23:45	0	0	0	0	3	12	7	3	1	0	0	0	0	26
Totals	23	39	155	810	3398	4470	1998	503	86	24	4	3		11513
% of Totals	0%	0%	1%	7%	30%	39%	17%	4%	1%	0%	0%	0%		100%

AM Volumes	10	3	48	132	570	1213	722	208	32	12	2	1	0	2953
% AM	0%	0%	0%	1%	5%	11%	6%	2%	0%	0%	0%	0%		26%
AM Peak Hour	8:45	11:45	10:15	11:45	11:45	11:45	8:00	11:00	6:15	5:15	3:00	1:45		11:45
Volume	4	9	13	42	183	289	147	37	7	4	1	1		676
PM Volumes	18	36	107	678	2828	3257	1276	295	54	12	2	2	0	8565
% PM	0%	0%	1%	6%	25%	28%	11%	3%	0%	0%	0%	0%		74%
PM Peak Hour	15:30	12:30	16:45	17:45	17:00	15:45	15:45	21:30	22:30	20:00	13:45	19:30		16:00
Volume	10	15	28	153	556	429	160	47	9	5	1	1		1180

Directional Peak Periods	AM 7-9			NOON 12-2			PM 4-6			Off Peak Volumes		
All Classes	Volume	⟷	%	Volume	⟷	%	Volume	⟷	%	Volume	⟷	%
	884		8%	1397		12%	2356		20%	6881		60%

Street Name	Direction	Percentiles					
		15th	50th	Average	85th	95th	ADT
W Alameda Ave	East Bound	31	36	36	42	45	11518
W Alameda Ave	West Bound	31	37	37	44	49	9963

Prepared by National Data & Surveying Services

SPEED

W Alameda Ave Bet. S Lamer St & S Parish Pl

Day: Thursday
Date: 1/19/2023

City: Burbank
Project #: CA23_020030_008w

West Bound

Time	< 15	15 - 19	20 - 24	25 - 29	30 - 34	35 - 39	40 - 44	45 - 49	50 - 54	55 - 59	60 - 64	65 - 69	70 +	Total
0:00 AM	0	0	0	0	0	1	5	3	0	1	0	0	0	10
0:15	0	0	0	1	1	3	9	4	0	1	0	0	0	19
0:30	0	0	0	0	2	4	9	3	0	0	0	0	0	18
0:45	0	0	0	0	0	3	3	0	0	0	0	0	0	6
1:00	0	0	0	0	0	1	4	0	2	0	0	0	0	7
1:15	0	0	0	0	1	1	0	1	1	0	0	0	0	4
1:30	0	0	0	1	0	2	1	4	0	0	0	0	0	8
1:45	0	0	0	1	0	6	2	0	0	0	0	0	0	9
2:00	0	0	0	0	1	1	0	0	0	1	0	0	0	3
2:15	0	0	0	0	1	3	2	1	0	0	1	0	0	8
2:30	0	0	0	0	1	0	3	1	0	0	0	0	0	5
2:45	2	0	0	0	0	2	2	0	0	1	0	0	0	7
3:00	0	0	0	0	0	1	1	1	0	0	0	0	0	3
3:15	0	1	0	0	0	0	4	1	1	0	0	0	0	7
3:30	0	0	0	1	0	3	1	1	1	1	1	0	0	9
3:45	0	0	0	0	0	1	3	2	2	0	0	0	0	8
4:00	0	0	0	0	1	1	5	1	1	0	0	0	0	9
4:15	0	0	0	2	0	2	0	1	2	0	0	0	0	7
4:30	0	0	1	0	0	2	4	2	0	0	1	0	0	10
4:45	0	0	0	1	0	6	3	4	3	1	1	0	0	19
5:00	0	0	0	1	2	3	7	3	5	0	1	0	0	22
5:15	0	0	0	0	2	8	7	5	0	0	0	0	0	22
5:30	0	0	0	3	3	13	11	2	1	1	0	0	0	34
5:45	0	0	0	1	6	11	15	6	4	1	0	0	0	44
6:00	0	0	0	1	4	16	14	8	6	1	0	0	0	50
6:15	0	1	0	1	7	16	19	9	7	2	0	0	0	62
6:30	0	0	1	6	9	27	22	8	4	2	0	0	0	79
6:45	0	0	0	4	12	29	27	11	8	0	4	0	0	95
7:00	0	1	3	5	17	35	33	8	2	2	3	0	0	109
7:15	1	0	2	3	9	38	29	15	6	3	1	1	0	108
7:30	1	0	0	5	17	34	68	21	9	4	0	0	0	159
7:45	4	4	1	19	32	84	77	13	9	1	0	0	0	244
8:00	1	1	5	16	37	103	70	28	6	1	0	1	0	269
8:15	0	1	5	12	46	85	50	16	1	1	2	0	0	219
8:30	4	2	4	20	50	76	71	15	1	0	0	0	0	243
8:45	0	1	0	8	39	94	57	16	6	0	0	0	0	221
9:00	0	0	2	6	30	55	58	23	7	1	0	0	0	182
9:15	0	0	1	7	27	65	40	10	6	0	0	0	0	156
9:30	3	1	0	15	38	78	30	10	2	0	0	0	0	177
9:45	5	0	12	15	37	54	32	13	2	0	0	0	0	170
10:00	1	6	12	17	29	58	21	11	0	2	0	0	0	157
10:15	2	1	8	18	22	64	39	7	3	0	0	0	0	164
10:30	2	0	4	16	26	43	30	8	2	3	0	0	0	134
10:45	0	2	1	10	27	38	31	15	2	1	0	0	0	127
11:00	0	5	8	18	35	37	28	8	6	0	0	0	0	145
11:15	0	2	1	7	32	49	41	13	2	0	0	0	0	147
11:30	3	3	7	16	23	47	35	9	2	1	0	0	0	146
11:45	0	1	4	11	48	64	30	10	0	0	0	0	0	168
12:00 PM	3	1	4	9	29	66	37	12	2	1	0	0	0	164
12:15	3	0	7	21	52	54	29	8	1	0	0	0	0	175
12:30	6	0	8	20	36	44	33	8	3	0	0	0	0	158
12:45	10	5	6	25	60	58	18	8	1	0	0	1	0	192
13:00	1	1	12	16	46	70	25	9	0	0	0	0	0	180
13:15	3	1	7	27	42	52	28	15	1	1	0	0	0	177
13:30	5	3	8	27	47	58	27	9	1	0	0	0	0	185
13:45	2	0	1	10	29	62	35	9	1	0	0	0	0	149
14:00	0	0	5	6	37	64	33	8	2	0	1	0	0	156
14:15	1	2	2	17	53	45	18	10	4	1	0	0	0	153
14:30	3	3	6	14	47	51	34	12	1	1	0	1	0	173
14:45	5	4	5	25	38	54	25	8	3	1	0	0	0	168
15:00	3	5	7	14	39	75	41	13	4	1	0	0	0	202
15:15	3	0	3	36	85	89	29	8	1	0	0	0	0	254
15:30	6	0	4	9	41	65	26	14	0	0	0	0	0	165
15:45	7	10	2	6	34	56	27	10	2	0	0	0	0	154
16:00	0	2	5	15	34	74	29	12	1	0	0	0	0	172
16:15	5	0	3	13	37	59	35	13	1	2	0	0	0	168
16:30	4	2	8	14	39	69	32	7	0	2	0	0	0	177
16:45	1	1	6	25	45	41	33	4	1	2	0	0	0	159
17:00	1	0	5	12	34	54	41	9	2	0	0	0	0	158
17:15	5	6	6	20	47	64	26	3	4	0	0	0	0	181
17:30	0	3	6	16	53	56	32	4	2	0	0	0	0	172
17:45	2	3	6	19	43	60	29	14	1	0	0	0	0	177
18:00	0	0	4	10	29	47	28	10	4	1	0	0	0	133
18:15	4	0	3	11	37	77	23	11	0	0	0	0	0	166
18:30	3	1	1	7	18	42	33	6	2	0	0	0	0	113
18:45	5	0	3	12	26	41	35	7	2	1	0	0	0	132
19:00	1	0	4	4	19	41	22	9	2	0	0	0	0	102
19:15	1	0	4	13	18	25	24	9	4	0	0	0	0	98
19:30	1	1	0	9	21	37	28	3	3	2	0	0	0	105
19:45	1	0	2	6	18	44	15	8	2	1	0	0	0	97
20:00	1	0	0	8	14	29	21	8	3	0	0	0	0	84
20:15	0	1	2	12	26	32	13	4	4	1	0	0	0	95
20:30	5	0	1	0	7	30	23	4	2	2	0	0	0	74
20:45	1	0	0	1	6	31	24	9	1	0	0	0	0	73
21:00	2	0	0	2	7	16	19	9	5	0	0	0	0	60
21:15	0	0	0	2	12	32	24	9	1	0	1	0	0	81
21:30	0	0	0	2	7	20	13	9	3	1	0	0	0	55
21:45	0	0	0	5	10	11	18	6	4	1	0	0	0	55
22:00	0	0	0	2	6	7	10	6	6	1	0	0	0	38
22:15	0	0	0	1	4	17	5	7	2	0	0	0	0	36
22:30	1	0	0	1	0	12	14	7	1	0	0	0	0	36
22:45	0	0	0	2	2	14	9	8	2	1	0	0	0	38
23:00	0	0	2	0	3	13	8	5	0	0	0	0	0	31
23:15	0	0	0	0	0	9	13	3	3	0	0	0	0	28
23:30	0	0	0	0	5	11	7	3	0	0	0	0	0	26
23:45	0	0	0	0	0	1	4	3	1	0	0	0	0	9
Totals	134	88	240	794	2016	3446	2208	741	218	57	17	4		9963
% of Totals	1%	1%	2%	8%	20%	35%	22%	7%	2%	1%	0%	0%		100%

AM Volumes	29	33	82	268	674	1367	1053	351	122	33	15	2	0	4029
% AM	0%	0%	1%	3%	7%	14%	11%	4%	1%	0%	0%	0%		40%
AM Peak Hour	11:45	10:45	9:45	7:45	8:00	8:00	7:45	7:30	7:15	7:00	6:30	7:15		7:45
Volume	12	12	36	67	172	358	268	78	30	10	8	2		975
PM Volumes	105	55	158	526	1342	2079	1155	390	96	24	2	2	0	5934
% PM	1%	1%	2%	5%	13%	21%	12%	4%	1%	0%	0%	0%		60%
PM Peak Hour	12:00	15:00	12:15	12:45	14:30	15:00	16:15	15:30	21:30	16:00	13:15	12:00		14:30
Volume	22	15	33	95	209	285	141	49	15	6	1	1		797

Directional Peak Periods	AM 7-9			NOON 12-2			PM 4-6			Off Peak Volumes		
All Classes	Volume	⟷	%	Volume	⟷	%	Volume	⟷	%	Volume	⟷	%
	1572		16%	1380		14%	1364		14%	5647		57%

Street Name	Direction	Percentiles					
		15th	50th	Average	85th	95th	ADT
W Alameda Ave	East Bound	31	36	36	42	45	11518
W Alameda Ave	West Bound	31	37	37	44	49	9963

Prepared by National Data & Surveying Services

SPEED

W Alameda Ave Bet. S Lamer St & S Parish Pl

Day: Thursday
Date: 1/19/2023

City: Burbank
Project #: CA23_020030_008

Summary

Time	< 15	15 - 19	20 - 24	25 - 29	30 - 34	35 - 39	40 - 44	45 - 49	50 - 54	55 - 59	60 - 64	65 - 69	70 +	Total
0:00 AM	0	0	0	0	2	9	14	11	1	1	0	0	0	38
0:15	0	0	0	3	2	6	21	7	0	1	0	0	0	40
0:30	0	0	0	0	2	7	16	5	0	0	0	0	0	30
0:45	0	0	0	0	1	5	13	3	0	0	0	0	0	22
1:00	0	0	0	2	0	5	4	0	2	0	0	0	0	13
1:15	0	0	0	0	2	3	2	3	1	0	0	0	0	11
1:30	0	0	0	2	1	4	5	4	0	0	0	0	0	16
1:45	0	0	0	1	1	8	4	0	0	0	0	0	0	14
2:00	0	0	1	0	2	6	4	0	0	1	0	0	0	14
2:15	0	0	0	0	4	6	6	1	0	0	1	0	0	18
2:30	0	0	0	0	2	0	5	3	0	0	0	1	0	11
2:45	2	0	1	0	2	4	5	1	0	1	0	0	0	16
3:00	0	0	0	0	1	3	1	3	0	0	0	0	0	8
3:15	0	1	1	0	0	1	5	4	1	0	0	0	0	13
3:30	0	0	1	1	1	6	2	1	1	2	1	0	0	16
3:45	0	0	0	0	0	2	6	2	2	1	1	0	0	14
4:00	0	0	0	0	1	2	7	2	1	0	0	0	0	13
4:15	0	0	0	2	1	4	2	3	2	1	0	0	0	15
4:30	0	0	2	0	1	3	6	3	0	0	1	0	0	16
4:45	0	0	0	1	2	12	7	7	4	2	1	0	0	36
5:00	0	0	0	2	7	10	13	8	6	0	1	0	0	47
5:15	0	0	0	0	4	13	11	5	0	1	0	0	0	34
5:30	0	0	1	4	6	17	19	6	1	1	0	0	0	55
5:45	0	1	0	3	6	20	20	10	4	3	1	0	0	68
6:00	0	0	0	1	8	25	25	13	7	2	0	0	0	81
6:15	0	1	0	3	11	29	29	13	8	3	0	0	0	97
6:30	1	0	2	7	15	43	29	13	4	2	0	0	0	116
6:45	0	0	1	5	24	46	41	15	10	0	4	0	0	146
7:00	0	1	3	6	30	50	56	12	6	2	3	0	0	169
7:15	1	0	3	5	16	62	47	20	7	3	1	1	0	166
7:30	2	0	1	10	33	71	92	25	9	4	0	0	0	247
7:45	4	4	5	23	65	165	105	22	10	2	0	0	0	405
8:00	1	1	9	22	55	139	110	41	10	1	0	1	0	390
8:15	0	1	6	20	60	132	94	20	2	2	2	0	0	339
8:30	4	2	5	23	71	150	104	21	2	0	0	0	0	382
8:45	1	1	1	18	66	154	87	23	6	1	0	0	0	358
9:00	0	0	4	17	55	129	95	30	7	1	0	0	0	338
9:15	2	1	1	10	45	112	72	19	8	0	0	0	0	270
9:30	4	2	1	17	73	133	66	15	3	0	0	0	0	314
9:45	5	0	15	19	59	114	57	21	2	0	0	0	0	292
10:00	1	6	14	21	58	103	55	20	3	2	0	0	0	283
10:15	2	1	10	22	49	125	65	12	4	0	0	0	0	290
10:30	2	0	7	29	67	93	49	14	4	3	0	0	0	268
10:45	1	2	3	17	60	97	50	21	3	1	0	0	0	255
11:00	1	5	14	29	74	103	55	14	7	0	0	0	0	302
11:15	2	2	3	13	61	109	70	24	2	0	0	0	0	286
11:30	3	3	10	25	48	116	69	19	2	1	0	0	0	296
11:45	0	1	5	17	90	124	55	20	2	0	0	0	0	314
12:00 PM	4	4	4	15	60	149	74	12	3	2	0	0	0	327
12:15	3	0	10	35	107	117	59	14	1	0	0	0	0	346
12:30	7	6	11	36	91	127	59	14	3	0	0	0	0	354
12:45	10	5	7	36	105	136	44	16	3	0	0	1	0	363
13:00	2	5	18	34	109	132	52	17	0	0	0	0	0	369
13:15	3	6	9	45	105	136	48	22	1	1	0	0	0	376
13:30	5	6	9	38	80	122	61	18	3	0	0	0	0	342
13:45	2	0	3	25	68	128	59	14	1	0	0	0	0	300
14:00	0	0	5	17	81	136	67	10	2	0	1	0	0	319
14:15	1	2	3	27	103	133	53	18	6	2	0	0	0	348
14:30	4	3	7	22	85	138	69	22	1	1	1	1	0	354
14:45	5	6	7	40	129	155	54	13	4	1	0	0	0	414
15:00	3	5	13	40	124	175	78	24	6	1	0	0	0	469
15:15	4	0	5	67	194	187	52	10	2	0	0	0	0	521
15:30	8	1	6	33	137	169	61	17	0	0	0	0	0	432
15:45	12	10	5	14	128	138	65	22	4	0	0	0	0	398
16:00	0	2	10	52	146	199	65	16	1	0	0	0	0	491
16:15	8	0	4	29	154	172	76	26	4	2	0	0	0	475
16:30	4	2	11	33	141	178	77	9	2	3	0	0	0	460
16:45	2	2	13	78	145	113	65	7	3	2	0	0	0	430
17:00	1	1	16	51	185	137	62	14	3	0	0	0	0	470
17:15	5	7	11	53	178	145	50	5	4	0	0	0	0	458
17:30	0	4	11	30	167	154	62	10	4	0	0	0	0	442
17:45	2	3	13	74	203	139	43	16	1	0	0	0	0	494
18:00	0	2	5	46	130	146	54	16	4	1	0	0	0	404
18:15	4	0	9	34	193	175	47	15	0	1	0	0	0	478
18:30	3	3	6	46	135	120	56	9	2	0	0	0	0	380
18:45	5	1	4	18	127	154	58	17	2	1	0	0	0	387
19:00	1	0	5	24	108	128	56	17	3	0	0	0	0	342
19:15	1	0	7	20	74	120	69	14	7	0	0	0	0	312
19:30	1	2	1	15	80	127	64	11	3	3	0	0	0	307
19:45	1	1	2	11	61	131	45	14	3	2	0	0	0	271
20:00	1	0	1	13	32	86	60	19	7	2	0	0	0	221
20:15	0	1	5	16	49	82	37	12	5	1	0	1	0	209
20:30	5	1	1	0	14	89	47	11	3	3	0	0	0	174
20:45	1	0	0	6	22	68	45	15	2	2	0	0	0	161
21:00	2	0	0	4	16	51	45	15	9	0	0	0	0	142
21:15	1	0	4	5	22	60	46	13	2	0	1	0	0	154
21:30	0	0	1	2	15	43	27	20	4	1	0	0	0	113
21:45	0	0	0	7	15	29	40	21	5	2	0	0	0	119
22:00	1	0	0	4	14	33	32	17	8	1	0	0	0	110
22:15	0	0	1	2	6	29	22	17	2	0	0	0	0	79
22:30	1	0	0	1	8	33	24	10	6	0	0	0	0	83
22:45	0	0	0	3	5	32	29	13	2	1	0	0	0	85
23:00	0	0	2	2	5	33	22	9	2	0	0	0	0	75
23:15	0	0	0	1	4	22	20	3	5	0	1	1	0	57
23:30	0	0	0	0	7	17	20	5	0	0	0	0	0	49
23:45	0	0	0	0	3	13	11	6	2	0	0	0	0	35
Totals	162	127	395	1604	5414	7916	4206	1244	304	81	21	7		21481
% of Totals	1%	1%	2%	7%	25%	37%	20%	6%	1%	0%	0%	0%		100%
AM Volumes	39	36	130	400	1244	2580	1775	559	154	45	17	3	0	6982
% AM	0%	0%	1%	2%	6%	12%	8%	3%	1%	0%	0%	0%		33%
AM Peak Hour	11:45	10:45	9:45	11:45	11:45	7:45	7:45	7:15	7:15	7:00	6:30	7:15		7:45
Volume	14	12	46	103	348	586	413	108	36	11	8	2		1516
PM Volumes	123	91	265	1204	4170	5336	2431	685	150	36	4	4	0	14499
% PM	1%	0%	1%	6%	19%	25%	11%	3%	1%	0%	0%	0%		67%
PM Peak Hour	15:30	12:30	16:30	16:30	17:00	15:15	15:45	15:30	21:45	19:30	13:45	12:00		17:00
Volume	28	22	51	215	733	693	283	81	21	8	2	1		1864

Directional Peak Periods	AM 7-9			NOON 12-2			PM 4-6			Off Peak Volumes		
All Classes	Volume	⟷	%	Volume	⟷	%	Volume	⟷	%	Volume	⟷	%
	2456		11%	2777		13%	3720		17%	12528		58%

Street Name	Direction	Percentiles					
		15th	50th	Average	85th	95th	ADT
W Alameda Ave	Summary	31	37	37	43	47	21481

Prepared by National Data & Surveying Services

SPEED

W Alameda Ave Bet. S Lamer St & S Parish Pl

Day: Thursday
Date: 1/19/2023

City: Burbank
Project #: CA23_020030_008e

East Bound

Time	< 15	15 - 19	20 - 24	25 - 29	30 - 34	35 - 39	40 - 44	45 - 49	50 - 54	55 - 59	60 - 64	65 - 69	70 +	Total
0:00 AM	0	0	0	2	4	16	38	16	1	0	0	0	0	**77**
1:00	0	0	0	3	3	10	8	2	0	0	0	0	0	**26**
2:00	0	0	2	0	7	10	13	3	0	0	0	1	0	**36**
3:00	0	0	2	0	2	7	5	5	0	2	1	0	0	**24**
4:00	0	0	1	0	4	10	10	7	1	2	0	0	0	**35**
5:00	0	1	1	4	10	25	23	13	1	3	1	0	0	**82**
6:00	1	0	2	4	26	55	42	18	4	2	0	0	0	**154**
7:00	1	0	6	12	69	157	93	22	6	1	0	0	0	**367**
8:00	1	0	7	27	80	217	147	30	6	2	0	0	0	**517**
9:00	3	2	6	20	100	236	130	29	3	0	0	0	0	**529**
10:00	1	0	9	28	130	215	98	26	7	0	0	0	0	**514**
11:00	3	0	12	32	135	255	115	37	3	0	0	0	0	**592**
12:00 PM	2	9	7	47	186	307	119	20	3	1	0	0	0	**701**
13:00	1	12	11	62	198	276	105	29	2	0	0	0	0	**696**
14:00	1	2	4	44	223	348	133	25	3	1	1	0	0	**785**
15:00	8	1	13	89	384	384	133	28	5	0	0	0	0	**1045**
16:00	4	1	16	125	431	419	154	22	7	1	0	0	0	**1180**
17:00	0	3	28	141	556	341	89	15	3	0	0	0	0	**1176**
18:00	0	5	13	104	475	388	96	23	0	1	0	0	0	**1105**
19:00	0	2	5	38	247	359	145	27	5	2	0	0	0	**830**
20:00	0	1	4	14	64	203	108	32	7	5	0	1	0	**439**
21:00	1	0	5	7	32	104	84	36	7	1	0	0	0	**277**
22:00	1	0	1	4	21	77	69	29	7	0	0	0	0	**209**
23:00	0	0	0	3	11	51	41	9	5	0	1	1	0	**122**
Totals	28	39	155	810	3398	4470	1998	503	86	24	4	3		11518
% of Totals	0%	0%	1%	7%	30%	39%	17%	4%	1%	0%	0%	0%		100%

AM Volumes	10	3	48	132	570	1213	722	208	32	12	2	1	0	2953
% AM	0%	0%	0%	1%	5%	11%	6%	2%	0%	0%	0%	0%		26%
AM Peak Hour	9:00	9:00	11:00	11:00	11:00	11:00	8:00	11:00	10:00	5:00	3:00	2:00		11:00
Volume	3	2	12	32	135	255	147	37	7	3	1	1		592
PM Volumes	18	36	107	678	2828	3257	1276	295	54	12	2	2	0	8565
% PM	0%	0%	1%	6%	25%	28%	11%	3%	0%	0%	0%	0%		74%
PM Peak Hour	15:00	13:00	17:00	17:00	17:00	16:00	16:00	21:00	16:00	20:00	14:00	20:00		16:00
Volume	8	12	28	141	556	419	154	36	7	5	1	1		1180

Directional Peak Periods	**AM 7-9**			**NOON 12-2**			**PM 4-6**			**Off Peak Volumes**		
All Speeds	Volume	↔	%	Volume	↔	%	Volume	↔	%	Volume	↔	%
	884		8%	1397		12%	2356		20%	6881		60%

Street Name	Direction	Percentiles					
		15th	50th	Average	85th	95th	ADT
W Alameda Ave	East Bound	31	36	36	42	45	11518
W Alameda Ave	West Bound	31	37	37	44	49	9963

Prepared by National Data & Surveying Services

SPEED

W Alameda Ave Bet. S Lamer St & S Parish Pl

Day: Thursday
Date: 1/19/2023

City: Burbank
Project #: CA23_020030_008w

West Bound

Time	< 15	15 - 19	20 - 24	25 - 29	30 - 34	35 - 39	40 - 44	45 - 49	50 - 54	55 - 59	60 - 64	65 - 69	70 +	Total
0:00 AM	0	0	0	1	3	11	26	10	0	2	0	0	0	**53**
1:00	0	0	0	2	1	10	7	5	3	0	0	0	0	**28**
2:00	2	0	0	0	3	6	7	2	0	2	1	0	0	**23**
3:00	0	1	0	1	0	5	9	5	4	1	1	0	0	**27**
4:00	0	0	1	3	1	11	12	8	6	1	2	0	0	**45**
5:00	0	0	0	5	13	35	40	16	10	2	1	0	0	**122**
6:00	0	1	1	12	32	88	82	36	25	5	4	0	0	**286**
7:00	6	5	6	32	75	191	207	57	26	10	4	1	0	**620**
8:00	5	5	14	56	172	358	248	75	14	2	2	1	0	**952**
9:00	8	1	15	43	132	252	160	56	17	1	0	0	0	**685**
10:00	5	9	25	61	104	203	121	41	7	6	0	0	0	**582**
11:00	3	11	20	52	138	197	134	40	10	1	0	0	0	**606**
12:00 PM	22	6	25	75	177	222	117	36	7	1	0	1	0	**689**
13:00	11	5	28	80	164	242	115	42	3	1	0	0	0	**691**
14:00	9	9	18	62	175	214	110	38	10	3	1	1	0	**650**
15:00	19	15	16	65	199	285	123	45	7	1	0	0	0	**775**
16:00	10	5	22	67	155	243	129	36	3	6	0	0	0	**676**
17:00	8	12	23	67	177	234	128	30	9	0	0	0	0	**688**
18:00	12	1	11	40	110	207	119	34	8	2	0	0	0	**544**
19:00	4	1	10	32	76	147	89	29	11	3	0	0	0	**402**
20:00	7	1	3	21	53	122	81	25	10	3	0	0	0	**326**
21:00	2	0	0	11	36	79	74	33	13	2	1	0	0	**251**
22:00	1	0	0	6	12	50	38	28	11	2	0	0	0	**148**
23:00	0	0	2	0	8	34	32	14	4	0	0	0	0	**94**
Totals	**134**	**88**	**240**	**794**	**2016**	**3446**	**2208**	**741**	**218**	**57**	**17**	**4**		**9963**
% of Totals	1%	1%	2%	8%	20%	35%	22%	7%	2%	1%	0%	0%		100%

AM Volumes	29	33	82	268	674	1367	1053	351	122	33	15	2	0	4029
% AM	0%	0%	1%	3%	7%	14%	11%	4%	1%	0%	0%	0%		40%
AM Peak Hour	9:00	11:00	10:00	10:00	8:00	8:00	8:00	8:00	7:00	7:00	6:00	7:00		8:00
Volume	8	11	25	61	172	358	248	75	26	10	4	1		952
PM Volumes	105	55	158	526	1342	2079	1155	390	96	24	2	2	0	5934
% PM	1%	1%	2%	5%	13%	21%	12%	4%	1%	0%	0%	0%		60%
PM Peak Hour	12:00	15:00	13:00	13:00	15:00	15:00	16:00	15:00	21:00	16:00	14:00	12:00		15:00
Volume	22	15	28	80	199	285	129	45	13	6	1	1		775

Directional Peak Periods	**AM 7-9**			**NOON 12-2**			**PM 4-6**			**Off Peak Volumes**		
All Speeds	Volume		%	Volume		%	Volume		%	Volume		%
	1572	↔	16%	1380	↔	14%	1364	↔	14%	5647	↔	57%

Street Name	Direction	Percentiles					
		15th	50th	Average	85th	95th	ADT
W Alameda Ave	East Bound	31	36	36	42	45	11518
W Alameda Ave	West Bound	31	37	37	44	49	9963

Prepared by National Data & Surveying Services

SPEED

W Alameda Ave Bet. S Lamer St & S Parish Pl

Day: Thursday
Date: 1/19/2023

City: Burbank
Project #: CA23_020030_008

Summary

Time	< 15	15 - 19	20 - 24	25 - 29	30 - 34	35 - 39	40 - 44	45 - 49	50 - 54	55 - 59	60 - 64	65 - 69	70 +	Total
0:00 AM	0	0	0	3	7	27	64	26	1	2	0	0	0	**130**
1:00	0	0	0	5	4	20	15	7	3	0	0	0	0	**54**
2:00	2	0	2	0	10	16	20	5	0	2	1	1	0	**59**
3:00	0	1	2	1	2	12	14	10	4	3	2	0	0	**51**
4:00	0	0	2	3	5	21	22	15	7	3	2	0	0	**80**
5:00	0	1	1	9	23	60	63	29	11	5	2	0	0	**204**
6:00	1	1	3	16	58	143	124	54	29	7	4	0	0	**440**
7:00	7	5	12	44	144	348	300	79	32	11	4	1	0	**987**
8:00	6	5	21	83	252	575	395	105	20	4	2	1	0	**1469**
9:00	11	3	21	63	232	488	290	85	20	1	0	0	0	**1214**
10:00	6	9	34	89	234	418	219	67	14	6	0	0	0	**1096**
11:00	6	11	32	84	273	452	249	77	13	1	0	0	0	**1198**
12:00 PM	24	15	32	122	363	529	236	56	10	2	0	1	0	**1390**
13:00	12	17	39	142	362	518	220	71	5	1	0	0	0	**1387**
14:00	10	11	22	106	398	562	243	63	13	4	2	1	0	**1435**
15:00	27	16	29	154	583	669	256	73	12	1	0	0	0	**1820**
16:00	14	6	38	192	586	662	283	58	10	7	0	0	0	**1856**
17:00	8	15	51	208	733	575	217	45	12	0	0	0	0	**1864**
18:00	12	6	24	144	585	595	215	57	8	3	0	0	0	**1649**
19:00	4	3	15	70	323	506	234	56	16	5	0	0	0	**1232**
20:00	7	2	7	35	117	325	189	57	17	8	0	1	0	**765**
21:00	3	0	5	18	68	183	158	69	20	3	1	0	0	**528**
22:00	2	0	1	10	33	127	107	57	18	2	0	0	0	**357**
23:00	0	0	2	3	19	85	73	23	9	0	1	1	0	**216**
Totals	**162**	**127**	**395**	**1604**	**5414**	**7916**	**4206**	**1244**	**304**	**81**	**21**	**7**		**21481**
% of Totals	1%	1%	2%	7%	25%	37%	20%	6%	1%	0%	0%	0%		100%

AM Volumes	39	36	130	400	1244	2580	1775	559	154	45	17	3	0	6982
% AM	0%	0%	1%	2%	6%	12%	8%	3%	1%	0%	0%	0%		33%
AM Peak Hour	9:00	11:00	10:00	10:00	11:00	8:00	8:00	8:00	7:00	7:00	6:00	2:00		8:00
Volume	11	11	34	89	273	575	395	105	32	11	4	1		1469
PM Volumes	123	91	265	1204	4170	5336	2431	685	150	36	4	4	0	14499
% PM	1%	0%	1%	6%	19%	25%	11%	3%	1%	0%	0%	0%		67%
PM Peak Hour	15:00	13:00	17:00	17:00	17:00	15:00	16:00	15:00	21:00	20:00	14:00	12:00		17:00
Volume	27	17	51	208	733	669	283	73	20	8	2	1		1864

Directional Peak Periods	**AM 7-9**			**NOON 12-2**			**PM 4-6**			**Off Peak Volumes**		
All Speeds	Volume		%	Volume		%	Volume		%	Volume		%
	2456	↔	11%	2777	↔	13%	3720	↔	17%	12528	↔	58%

Street Name	Direction	Percentiles					
		15th	50th	Average	85th	95th	ADT
W Alameda Ave	Summary	31	37	37	43	47	21481

Prepared by NDS/ATD

Prepared by National Data & Surveying Services

VOLUME

W Alameda Ave Bet. S Lamer St & S Parish Pl

Day: Thursday
Date: 1/19/2023

City: Burbank
Project #: CA23_020030_008

DAILY TOTALS	NB	SB	EB	WB	Total
	0	0	11,518	9,963	21,481

AM Period	NB	SB	EB		WB		TOTAL		PM Period	NB	SB	EB		WB		TOTAL	
0:00	0	0	28		10		38		12:00	0	0	163		164		327	
0:15	0	0	21		19		40		12:15	0	0	171		175		346	
0:30	0	0	12		18		30		12:30	0	0	196		158		354	
0:45	0	0	16	77	6	53	22	130	12:45	0	0	171	701	192	689	363	1390
1:00	0	0	6		7		13		13:00	0	0	189		180		369	
1:15	0	0	7		4		11		13:15	0	0	199		177		376	
1:30	0	0	8		8		16		13:30	0	0	157		185		342	
1:45	0	0	5	26	9	28	14	54	13:45	0	0	151	696	149	691	300	1387
2:00	0	0	11		3		14		14:00	0	0	163		156		319	
2:15	0	0	10		8		18		14:15	0	0	195		153		348	
2:30	0	0	6		5		11		14:30	0	0	181		173		354	
2:45	0	0	9	36	7	23	16	59	14:45	0	0	246	785	168	650	414	1435
3:00	0	0	5		3		8		15:00	0	0	267		202		469	
3:15	0	0	6		7		13		15:15	0	0	267		254		521	
3:30	0	0	7		9		16		15:30	0	0	267		165		432	
3:45	0	0	6	24	8	27	14	51	15:45	0	0	244	1045	154	775	398	1820
4:00	0	0	4		9		13		16:00	0	0	319		172		491	
4:15	0	0	8		7		15		16:15	0	0	307		168		475	
4:30	0	0	6		10		16		16:30	0	0	283		177		460	
4:45	0	0	17	35	19	45	36	80	16:45	0	0	271	1180	159	676	430	1856
5:00	0	0	25		22		47		17:00	0	0	312		158		470	
5:15	0	0	12		22		34		17:15	0	0	277		181		458	
5:30	0	0	21		34		55		17:30	0	0	270		172		442	
5:45	0	0	24	82	44	122	68	204	17:45	0	0	317	1176	177	688	494	1864
6:00	0	0	31		50		81		18:00	0	0	271		133		404	
6:15	0	0	35		62		97		18:15	0	0	312		166		478	
6:30	0	0	37		79		116		18:30	0	0	267		113		380	
6:45	0	0	51	154	95	286	146	440	18:45	0	0	255	1105	132	544	387	1649
7:00	0	0	60		109		169		19:00	0	0	240		102		342	
7:15	0	0	58		108		166		19:15	0	0	214		98		312	
7:30	0	0	88		159		247		19:30	0	0	202		105		307	
7:45	0	0	161	367	244	620	405	987	19:45	0	0	174	830	97	402	271	1232
8:00	0	0	121		269		390		20:00	0	0	137		84		221	
8:15	0	0	120		219		339		20:15	0	0	114		95		209	
8:30	0	0	139		243		382		20:30	0	0	100		74		174	
8:45	0	0	137	517	221	952	358	1469	20:45	0	0	88	439	73	326	161	765
9:00	0	0	156		182		338		21:00	0	0	82		60		142	
9:15	0	0	114		156		270		21:15	0	0	73		81		154	
9:30	0	0	137		177		314		21:30	0	0	58		55		113	
9:45	0	0	122	529	170	685	292	1214	21:45	0	0	64	277	55	251	119	528
10:00	0	0	126		157		283		22:00	0	0	72		38		110	
10:15	0	0	126		164		290		22:15	0	0	43		36		79	
10:30	0	0	134		134		268		22:30	0	0	47		36		83	
10:45	0	0	128	514	127	582	255	1096	22:45	0	0	47	209	38	148	85	357
11:00	0	0	157		145		302		23:00	0	0	44		31		75	
11:15	0	0	139		147		286		23:15	0	0	29		28		57	
11:30	0	0	150		146		296		23:30	0	0	23		26		49	
11:45	0	0	146	592	168	606	314	1198	23:45	0	0	26	122	9	94	35	216
TOTALS				2953		4029		6982	TOTALS				8565		5934		14499
SPLIT %				42.3%		57.7%		32.5%	SPLIT %				59.1%		40.9%		67.5%

DAILY TOTALS	NB	SB	EB	WB	Total
	0	0	11,518	9,963	21,481

AM Peak Hour			11:45	7:45	7:45	PM Peak Hour			16:00	14:30	17:00
AM Pk Volume			676	975	1516	PM Pk Volume			1180	797	1864
Pk Hr Factor			0.862	0.906	0.936	Pk Hr Factor			0.925	0.784	0.943
7 - 9 Volume	0	0	884	1572	2456	4 - 6 Volume	0	0	2356	1364	3720
7 - 9 Peak Hour			7:45	7:45	7:45	4 - 6 Peak Hour			16:00	17:00	17:00
7 - 9 Pk Volume	0	0	541	975	1516	4 - 6 Pk Volume	0	0	1180	688	1864
Pk Hr Factor	0.000	0.000	0.840	0.906	0.936	Pk Hr Factor	0.000	0.000	0.925	0.950	0.943

Prepared by NDS/ATD

Project #: CA23_020030_008 **City:** Burbank

Location: W Alameda Ave Bet. S Lamer St & S Parish Pl **Date:** 1/19/2023

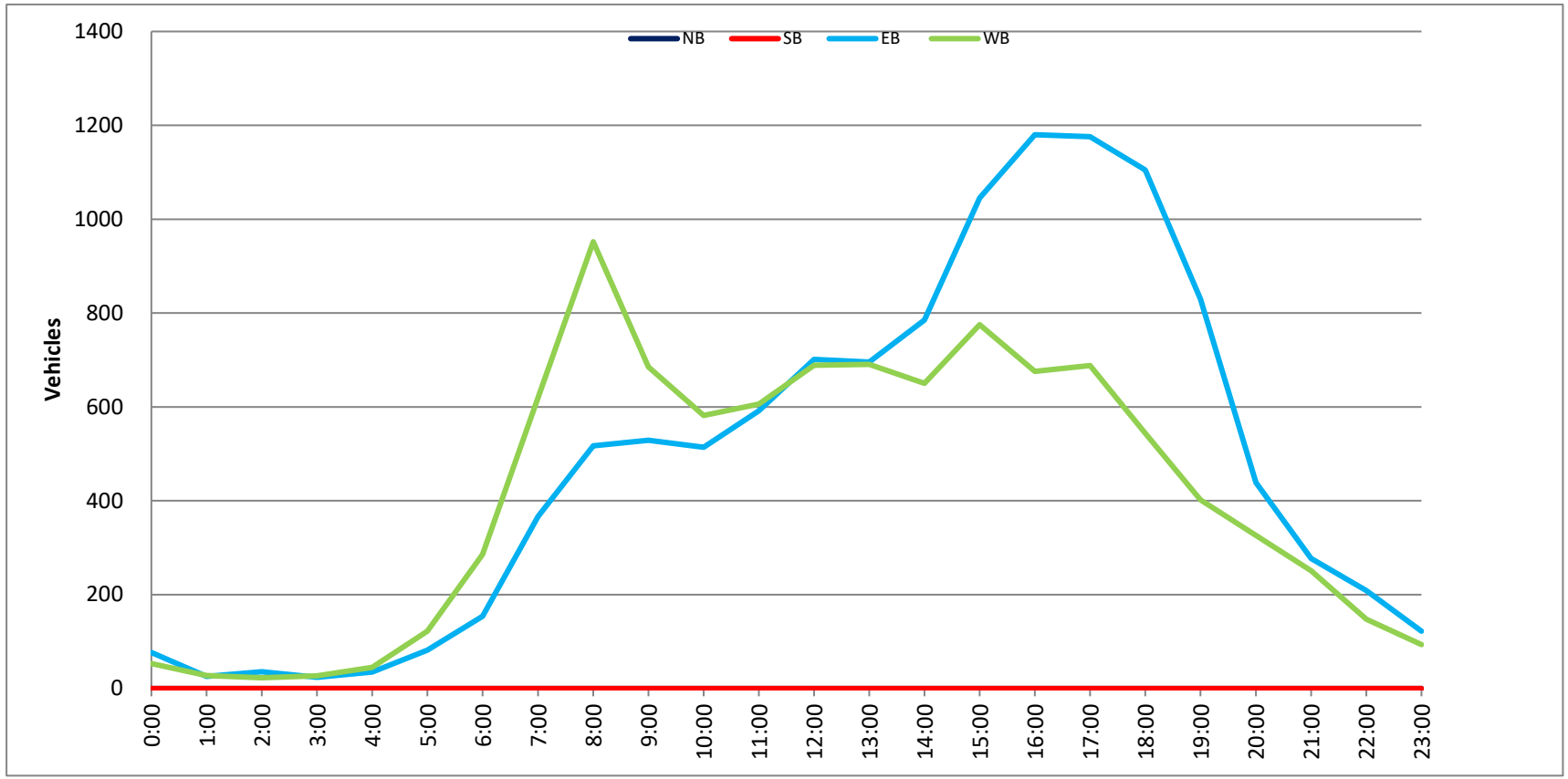

Prepared by National Data & Surveying Services

SPEED

W Olive Ave Bet. S Keystone St & S Lamer St

Day: Tuesday
Date: 1/17/2023

City: Burbank
Project #: CA23_020030_007e

East Bound

Time	< 15	15 - 19	20 - 24	25 - 29	30 - 34	35 - 39	40 - 44	45 - 49	50 - 54	55 - 59	60 - 64	65 - 69	70 +	Total
0:00 AM	0	0	0	0	4	12	12	3	0	0	0	0	0	31
0:15	0	0	1	0	6	15	9	1	1	0	0	0	0	33
0:30	0	0	0	4	4	9	6	3	1	2	0	0	0	29
0:45	0	0	0	2	8	9	4	0	1	0	0	0	0	24
1:00	0	0	0	0	0	7	6	2	1	0	0	0	0	16
1:15	0	0	0	1	7	4	4	0	0	0	0	0	0	16
1:30	0	0	0	0	1	9	1	1	1	0	0	0	0	13
1:45	0	0	1	0	3	7	0	0	0	0	0	0	0	11
2:00	0	0	0	1	2	1	3	1	0	0	0	0	0	8
2:15	0	0	0	2	2	0	1	0	0	0	0	0	0	5
2:30	0	0	0	3	2	1	2	2	0	0	0	0	0	10
2:45	0	0	0	0	0	2	2	3	0	0	0	0	0	7
3:00	0	0	0	0	1	2	2	0	0	0	0	0	0	5
3:15	0	0	0	0	0	4	4	1	0	0	0	0	0	9
3:30	0	0	0	1	0	2	1	0	1	0	0	0	0	5
3:45	0	0	0	1	2	2	0	2	0	0	0	0	0	7
4:00	0	0	0	0	3	1	2	0	0	0	0	0	0	6
4:15	0	0	0	0	2	0	0	1	0	0	0	0	0	3
4:30	0	0	0	0	1	1	0	0	0	0	0	0	0	2
4:45	0	0	0	0	3	3	0	0	0	0	0	0	0	6
5:00	0	0	0	0	1	3	0	2	0	0	0	0	0	6
5:15	0	0	0	2	3	4	4	2	0	0	0	0	0	15
5:30	0	1	1	1	5	8	0	2	0	0	0	0	0	18
5:45	0	0	1	3	1	6	6	1	1	0	0	0	0	19
6:00	0	0	0	3	2	8	11	6	0	0	0	0	0	30
6:15	0	0	1	3	6	11	7	3	1	0	0	0	0	32
6:30	0	0	0	5	7	21	10	1	2	0	1	0	0	47
6:45	0	0	1	10	10	14	6	2	0	1	0	0	0	44
7:00	0	0	0	8	22	22	8	4	2	0	0	0	0	66
7:15	2	0	4	16	18	17	9	2	0	0	0	0	0	68
7:30	0	0	1	20	20	24	9	1	1	0	0	0	0	76
7:45	4	1	12	45	42	30	9	3	0	1	0	0	0	147
8:00	3	2	4	48	39	16	10	4	1	1	0	0	0	128
8:15	0	0	6	56	35	24	6	1	1	0	0	0	0	129
8:30	0	1	8	47	32	18	12	0	1	0	0	0	0	119
8:45	0	2	8	36	36	29	15	3	0	0	0	0	0	129
9:00	0	0	5	42	44	39	12	2	2	1	0	0	0	147
9:15	0	0	7	33	50	44	11	2	2	0	0	0	0	149
9:30	0	0	3	32	45	39	12	0	0	0	0	0	0	131
9:45	1	2	6	22	47	39	14	1	1	0	0	0	0	133
10:00	0	1	16	58	35	31	12	5	1	0	0	0	0	159
10:15	0	3	22	53	30	29	13	1	0	1	0	0	0	152
10:30	2	8	11	25	36	32	10	6	0	0	0	0	0	130
10:45	1	4	19	48	49	32	9	0	0	0	0	0	0	162
11:00	0	1	15	24	32	28	11	6	0	0	0	0	0	117
11:15	2	2	19	17	45	48	14	6	0	0	0	0	0	153
11:30	0	0	8	33	65	51	18	5	0	0	0	0	0	180
11:45	0	3	25	79	33	29	11	0	0	0	0	0	0	180
12:00 PM	0	0	5	25	65	58	15	2	0	0	0	0	0	170
12:15	0	7	24	55	60	33	6	1	1	1	0	0	0	188
12:30	2	1	4	63	57	35	6	1	1	0	0	0	0	170
12:45	0	0	7	34	58	70	12	2	0	0	0	0	0	183
13:00	1	1	12	59	79	57	13	2	1	0	0	0	0	225
13:15	3	1	16	34	72	31	17	1	0	0	0	0	0	175
13:30	0	3	15	35	84	51	12	2	0	0	0	0	0	202
13:45	1	1	27	84	58	33	9	2	0	0	0	0	0	215
14:00	0	0	9	44	67	68	16	2	0	0	0	0	0	206
14:15	0	1	11	79	72	31	9	1	1	0	0	0	0	205
14:30	0	3	22	69	48	23	12	3	0	1	1	0	0	182
14:45	1	2	43	91	42	21	7	1	0	0	0	0	0	208
15:00	1	1	25	66	67	35	10	3	0	0	0	0	0	208
15:15	0	0	8	47	91	39	18	4	0	0	0	0	0	207
15:30	0	2	11	88	63	31	4	1	0	0	0	0	0	200
15:45	3	3	39	96	60	16	3	1	0	0	0	0	0	221
16:00	1	3	26	95	42	22	4	0	0	0	0	0	0	193
16:15	1	0	3	67	79	64	13	2	2	0	0	0	0	231
16:30	0	0	5	37	83	77	19	0	2	1	0	0	0	224
16:45	3	0	7	61	76	62	16	0	0	0	0	0	0	225
17:00	1	3	15	71	76	48	10	1	0	0	0	0	0	225
17:15	0	1	9	94	101	36	5	2	0	0	0	0	0	248
17:30	0	0	26	98	86	21	4	1	1	0	0	0	0	237
17:45	0	4	15	80	58	32	6	3	1	0	0	0	0	199
18:00	0	0	11	94	89	27	8	0	0	0	0	0	0	229
18:15	3	17	58	79	65	21	2	0	0	0	0	0	0	245
18:30	0	16	42	62	34	17	1	0	0	0	0	0	0	172
18:45	0	2	26	113	59	17	2	1	0	0	0	0	0	220
19:00	5	3	16	67	76	24	7	1	0	0	0	0	0	199
19:15	14	16	59	84	44	14	2	1	0	0	0	0	0	234
19:30	1	10	16	52	45	38	16	2	0	1	0	0	0	181
19:45	0	5	26	23	58	30	4	1	1	0	0	0	0	148
20:00	0	1	11	40	51	38	17	2	0	0	0	0	0	160
20:15	5	1	17	36	54	30	12	3	0	0	0	0	0	158
20:30	5	1	10	22	39	30	7	0	1	0	0	0	0	115
20:45	0	0	2	25	36	32	16	2	0	0	0	0	0	113
21:00	0	0	4	14	41	40	10	3	1	1	0	0	0	114
21:15	1	0	1	9	15	45	16	3	1	0	0	0	0	91
21:30	0	1	0	14	28	26	7	2	0	0	0	0	0	78
21:45	0	0	0	11	30	30	7	3	0	0	0	0	0	81
22:00	0	0	1	2	8	34	9	3	3	3	0	0	0	63
22:15	0	0	0	1	13	24	22	4	1	0	0	0	0	65
22:30	0	0	0	3	9	13	14	7	0	0	0	0	0	46
22:45	0	0	1	3	8	13	10	0	0	0	0	0	0	35
23:00	1	0	2	9	15	14	10	2	0	0	0	0	0	53
23:15	0	0	2	3	8	12	7	8	0	0	0	0	0	40
23:30	0	0	0	0	8	16	4	3	0	0	0	0	0	31
23:45	0	0	1	3	8	20	13	0	1	0	0	0	0	46
Totals	68	141	895	3125	3326	2386	797	180	41	13	2			10976
% of Totals	1%	1%	8%	28%	30%	22%	7%	2%	0%	0%	0%			100%

AM Volumes	15	31	205	784	841	787	328	91	22	7	1	0	0	3112
% AM	0%	0%	2%	7%	8%	7%	3%	1%	0%	0%	0%			28%
AM Peak Hour	7:15	10:00	10:00	11:45	11:30	11:15	11:15	10:30	6:15		5:45			11:30
Volume	9	16	68	222	223	186	58	18	5	2	1			718
PM Volumes	53	110	690	2341	2485	1599	469	89	19	6	1	0	0	7864
% PM	0%	1%	6%	21%	23%	15%	4%	1%	0%	0%	0%			72%
PM Peak Hour	18:45	18:15	18:30	17:15	16:45	16:15	16:15	21:45	15:45	21:15	13:45			16:45
Volume	20	38	143	366	339	251	58	17	4	3	1			935

Directional Peak Periods	AM 7-9			NOON 12-2			PM 4-6			Off Peak Volumes		
All Classes	Volume	⟷	%	Volume	⟷	%	Volume	⟷	%	Volume	⟷	%
	862		8%	1528		14%	1782		16%	6804		62%

Street Name	Direction	Percentiles					
		15th	50th	Average	85th	95th	ADT
W Olive Ave	East Bound	26	32	32	39	43	10976
W Olive Ave	West Bound	28	35	35	42	45	10536

Prepared by National Data & Surveying Services

SPEED

W Olive Ave Bet. S Keystone St & S Lamer St

Day: Tuesday
Date: 1/17/2023

City: Burbank
Project #: CA23_020030_007w

West Bound

Time	< 15	15 - 19	20 - 24	25 - 29	30 - 34	35 - 39	40 - 44	45 - 49	50 - 54	55 - 59	60 - 64	65 - 69	70 +	Total
0:00 AM	0	0	0	0	5	16	18	3	2	0	1	0	0	45
0:15	0	0	0	1	9	12	5	3	1	0	0	0	0	31
0:30	0	0	1	1	3	11	8	5	0	0	0	0	0	29
0:45	0	0	0	1	2	9	5	1	0	0	0	0	0	18
1:00	0	1	0	3	6	7	2	4	0	0	0	0	0	23
1:15	0	0	1	0	3	3	5	1	0	1	0	0	0	14
1:30	0	0	0	0	2	3	2	1	0	0	0	0	0	8
1:45	0	0	1	0	4	5	2	2	0	0	0	0	0	14
2:00	0	0	1	0	4	3	4	4	0	0	0	0	0	16
2:15	0	0	0	0	0	2	1	0	0	0	1	0	0	4
2:30	0	0	0	1	2	4	3	1	0	0	0	0	0	11
2:45	0	0	0	1	1	3	2	1	1	0	0	0	0	9
3:00	0	0	0	0	0	4	1	0	2	0	0	0	0	7
3:15	0	0	0	0	2	4	1	2	0	0	0	0	0	9
3:30	0	0	0	0	0	2	4	0	0	0	0	0	0	6
3:45	1	0	1	0	2	4	2	2	0	0	0	0	0	12
4:00	0	0	0	0	0	0	1	2	3	1	0	0	0	7
4:15	0	0	0	0	0	4	3	1	1	0	0	0	0	9
4:30	0	0	0	1	0	3	5	3	2	0	0	0	0	14
4:45	0	1	0	0	1	3	6	2	3	1	0	0	0	17
5:00	0	0	2	0	0	3	10	2	2	0	0	0	0	19
5:15	0	0	1	0	5	8	7	6	1	2	0	0	0	30
5:30	0	1	0	2	4	17	13	6	3	0	0	0	0	46
5:45	0	0	0	2	2	12	14	7	2	1	1	0	0	41
6:00	1	0	0	9	13	17	14	5	2	0	0	0	0	61
6:15	0	0	0	1	13	14	19	11	4	1	0	0	0	63
6:30	0	2	1	4	9	22	23	11	2	1	0	0	0	75
6:45	0	2	4	4	16	24	33	15	1	0	0	0	0	99
7:00	0	2	5	6	13	36	27	6	4	0	0	0	0	99
7:15	5	10	9	13	24	32	22	9	0	0	0	0	0	124
7:30	1	6	13	20	48	47	32	7	1	1	0	0	0	176
7:45	4	22	29	23	42	28	20	3	0	0	0	0	0	171
8:00	4	12	6	25	52	50	14	3	0	0	0	0	0	166
8:15	2	7	8	53	70	35	10	1	0	0	0	0	0	186
8:30	0	3	12	34	79	36	17	8	2	0	0	0	0	191
8:45	1	7	11	17	73	63	17	3	2	1	0	0	0	195
9:00	0	2	8	9	39	52	19	4	1	0	0	0	0	134
9:15	0	4	2	17	40	54	31	7	3	0	0	0	0	158
9:30	0	3	5	20	55	66	28	3	1	0	0	0	0	181
9:45	2	5	10	26	48	30	14	4	1	0	0	0	0	140
10:00	4	7	12	21	48	48	11	1	1	0	0	0	0	153
10:15	0	3	1	20	54	49	20	1	1	0	0	0	0	149
10:30	0	4	6	13	49	37	22	3	0	0	0	0	0	134
10:45	2	2	2	11	74	44	14	7	0	0	0	0	0	156
11:00	0	1	6	11	29	43	31	6	2	0	1	0	0	130
11:15	0	3	5	17	41	51	20	9	0	0	0	0	0	146
11:30	1	3	3	31	43	45	18	5	0	0	0	0	0	149
11:45	2	3	15	17	60	52	18	8	0	0	0	0	0	175
12:00 PM	2	3	3	20	37	53	22	8	2	0	0	0	0	150
12:15	2	4	8	33	67	44	13	7	0	0	0	0	0	178
12:30	2	4	13	19	49	65	27	2	1	0	0	0	0	182
12:45	0	2	1	8	56	73	21	3	3	1	0	0	0	168
13:00	3	12	7	19	58	40	21	5	2	1	0	0	0	168
13:15	0	6	8	21	63	49	31	8	1	1	0	0	0	188
13:30	3	3	7	30	53	54	20	4	1	0	0	0	0	175
13:45	2	3	18	48	43	28	16	5	0	0	0	0	0	163
14:00	3	7	11	12	54	65	24	4	3	1	0	0	0	184
14:15	1	4	7	22	43	52	26	4	1	0	0	0	0	160
14:30	2	3	8	34	69	48	17	5	4	0	0	0	0	190
14:45	1	6	9	22	76	50	20	3	0	0	0	0	0	187
15:00	1	2	6	15	61	41	25	5	1	1	0	0	0	158
15:15	2	2	7	22	55	41	25	7	1	1	0	0	0	163
15:30	1	1	6	13	44	51	20	4	1	1	0	0	0	142
15:45	2	2	7	13	36	45	28	10	0	0	0	0	0	143
16:00	0	4	6	29	59	30	19	9	1	0	0	0	0	157
16:15	0	1	16	41	56	55	14	5	0	0	1	0	0	189
16:30	0	2	7	28	68	27	20	3	0	0	0	0	0	155
16:45	0	3	6	9	49	78	33	4	1	0	0	0	0	183
17:00	2	7	9	13	31	50	34	13	0	0	1	0	0	160
17:15	3	7	13	18	49	53	29	10	2	0	0	0	0	184
17:30	6	13	13	28	58	38	8	2	1	0	0	0	0	167
17:45	0	0	8	6	53	53	24	2	0	0	0	0	0	146
18:00	4	17	10	38	49	31	17	2	0	0	0	0	0	168
18:15	0	4	3	16	55	57	20	8	0	0	0	0	0	163
18:30	3	10	10	22	40	38	22	5	2	0	0	0	0	152
18:45	1	2	3	11	23	61	26	5	1	0	0	0	0	133
19:00	0	0	4	25	44	41	17	4	2	0	0	0	0	137
19:15	0	5	32	42	43	26	9	2	1	1	0	0	0	161
19:30	2	1	3	15	55	37	10	1	1	0	0	0	0	125
19:45	0	0	2	24	44	59	25	5	2	1	0	0	0	162
20:00	0	1	2	15	37	42	23	0	0	0	0	0	0	120
20:15	0	2	3	18	66	54	7	3	0	0	0	0	0	153
20:30	0	1	4	22	34	32	18	3	1	0	0	0	0	115
20:45	1	2	1	5	35	50	22	5	0	0	0	0	0	121
21:00	0	1	0	8	34	43	31	8	1	0	0	0	0	126
21:15	1	1	2	2	28	45	18	5	0	0	0	0	0	102
21:30	0	0	3	16	28	54	25	3	1	0	0	0	0	130
21:45	0	0	0	3	30	38	21	6	1	0	0	0	0	99
22:00	0	1	0	4	16	34	21	5	2	0	0	0	0	83
22:15	0	1	0	3	19	39	30	2	3	0	0	0	0	97
22:30	1	0	1	5	11	32	20	8	2	0	0	0	0	80
22:45	0	0	0	5	12	26	8	7	2	0	0	0	0	60
23:00	0	0	1	1	15	11	13	5	0	0	0	0	0	46
23:15	0	1	2	1	8	15	13	4	0	0	0	0	0	44
23:30	0	0	0	2	9	16	7	4	1	0	0	0	0	39
23:45	0	0	0	1	3	12	6	5	3	0	0	0	0	30
Totals	81	267	471	1262	3114	3193	1584	436	103	19	6			10536
% of Totals	1%	3%	4%	12%	30%	30%	15%	4%	1%	0%	0%			100%

AM Volumes	30	116	181	435	1089	1117	618	199	51	10	4	0	0	3850
% AM	0%	1%	2%	4%	10%	11%	6%	2%	0%	0%	0%			37%
AM Peak Hour	7:15	7:15	7:15	7:45	8:00	8:45	6:45	6:15	5:30	4:30				8:00
Volume	14	50	57	135	274	235	114	43	11	3	1			738
PM Volumes	51	151	290	827	2025	2076	966	237	52	9	2	0	0	6686
% PM	0%	1%	3%	8%	19%	20%	9%	2%	0%	0%	0%			63%
PM Peak Hour	17:15	17:15	18:30	13:00	14:30	12:00	16:30	15:15	22:00	12:30	16:15			14:00
Volume	13	37	49	118	261	235	116	30	9	3	2			721

Directional Peak Periods	AM 7-9			NOON 12-2			PM 4-6			Off Peak Volumes		
All Classes	Volume	⟷	%	Volume	⟷	%	Volume	⟷	%	Volume	⟷	%
	1308		12%	1372		13%	1341		13%	6515		62%

Street Name	Direction	Percentiles					
		15th	50th	Average	85th	95th	ADT
W Olive Ave	East Bound	26	32	32	39	43	10976
W Olive Ave	West Bound	28	35	35	42	45	10536

Prepared by National Data & Surveying Services

SPEED

W Olive Ave Bet. S Keystone St & S Lamer St

Day: Tuesday
Date: 1/17/2023

City: Burbank
Project #: CA23_020030_007

Summary

Time	< 15	15 - 19	20 - 24	25 - 29	30 - 34	35 - 39	40 - 44	45 - 49	50 - 54	55 - 59	60 - 64	65 - 69	70 +	Total
0:00 AM	0	0	0	0	9	28	30	6	2	0	1	0	0	76
0:15	0	0	1	1	15	27	14	4	2	0	0	0	0	64
0:30	0	0	1	5	7	20	14	8	1	2	0	0	0	58
0:45	0	0	0	3	10	18	9	1	1	0	0	0	0	42
1:00	0	1	0	3	6	14	8	6	1	0	0	0	0	39
1:15	0	0	1	1	10	7	9	1	0	1	0	0	0	30
1:30	0	0	0	0	3	12	3	2	1	0	0	0	0	21
1:45	0	0	2	0	7	12	2	2	0	0	0	0	0	25
2:00	0	0	1	1	6	4	7	5	0	0	0	0	0	24
2:15	0	0	0	2	2	2	2	0	0	0	1	0	0	9
2:30	0	0	0	4	4	5	5	3	0	0	0	0	0	21
2:45	0	0	0	1	1	5	4	4	1	0	0	0	0	16
3:00	0	0	0	0	1	6	3	0	2	0	0	0	0	12
3:15	0	0	0	0	2	8	5	3	0	0	0	0	0	18
3:30	0	0	0	1	0	4	5	0	1	0	0	0	0	11
3:45	1	0	1	1	4	6	2	4	0	0	0	0	0	19
4:00	0	0	0	0	3	1	3	2	3	1	0	0	0	13
4:15	0	0	0	0	2	4	3	2	1	0	0	0	0	12
4:30	0	0	0	1	1	4	5	3	2	0	0	0	0	16
4:45	0	1	0	0	4	6	6	2	3	1	0	0	0	23
5:00	0	0	2	0	1	6	10	4	2	0	0	0	0	25
5:15	0	0	1	2	8	12	11	8	1	2	0	0	0	45
5:30	0	2	1	3	9	25	13	8	3	0	0	0	0	64
5:45	0	0	1	5	3	18	20	8	3	1	1	0	0	60
6:00	1	0	0	12	15	25	25	11	2	0	0	0	0	91
6:15	0	0	1	4	19	25	26	14	5	1	0	0	0	95
6:30	0	2	1	9	16	43	33	12	4	1	1	0	0	122
6:45	0	2	5	14	26	38	39	17	1	1	0	0	0	143
7:00	0	2	5	14	35	58	35	10	6	0	0	0	0	165
7:15	7	10	13	29	42	49	31	11	0	0	0	0	0	192
7:30	1	6	14	40	68	71	41	8	2	1	0	0	0	252
7:45	8	23	41	68	84	58	29	6	0	1	0	0	0	318
8:00	7	14	10	73	91	66	24	7	1	1	0	0	0	294
8:15	2	7	14	109	105	59	16	2	1	0	0	0	0	315
8:30	0	4	20	81	111	54	29	8	3	0	0	0	0	310
8:45	1	9	19	53	109	92	32	6	2	1	0	0	0	324
9:00	0	2	13	51	83	91	31	6	3	1	0	0	0	281
9:15	0	4	9	50	90	98	42	9	5	0	0	0	0	307
9:30	0	3	8	52	100	105	40	3	1	0	0	0	0	312
9:45	3	7	16	48	95	69	28	5	2	0	0	0	0	273
10:00	4	8	28	79	83	79	23	6	2	0	0	0	0	312
10:15	0	6	23	73	84	78	33	2	1	1	0	0	0	301
10:30	2	12	17	38	85	69	32	9	0	0	0	0	0	264
10:45	3	6	21	59	123	76	23	7	0	0	0	0	0	318
11:00	0	2	21	35	61	71	42	12	2	0	1	0	0	247
11:15	2	5	24	34	86	99	34	15	0	0	0	0	0	299
11:30	1	3	11	64	108	96	36	10	0	0	0	0	0	329
11:45	2	6	40	96	93	81	29	8	0	0	0	0	0	355
12:00 PM	2	3	8	45	102	111	37	10	2	0	0	0	0	320
12:15	2	11	32	88	127	77	19	8	1	1	0	0	0	366
12:30	4	5	17	82	106	100	33	3	2	0	0	0	0	352
12:45	0	2	8	42	114	143	33	5	3	1	0	0	0	351
13:00	4	13	19	78	137	97	34	7	3	1	0	0	0	393
13:15	3	7	24	55	135	80	48	9	1	1	0	0	0	363
13:30	3	6	22	65	137	105	32	6	1	0	0	0	0	377
13:45	3	4	45	132	101	61	25	7	0	0	0	0	0	378
14:00	3	7	20	56	121	133	40	6	3	1	0	0	0	390
14:15	1	5	18	101	115	83	35	5	2	0	0	0	0	365
14:30	2	6	30	103	117	71	29	8	4	1	1	0	0	372
14:45	2	8	52	113	118	71	27	4	0	0	0	0	0	395
15:00	2	3	31	81	128	76	35	8	1	1	0	0	0	366
15:15	2	2	15	69	146	80	43	11	1	1	0	0	0	370
15:30	1	3	17	101	107	82	24	5	1	1	0	0	0	342
15:45	5	5	46	109	96	61	31	11	0	0	0	0	0	364
16:00	1	7	32	124	101	52	23	9	1	0	0	0	0	350
16:15	1	1	19	108	135	119	27	7	2	0	1	0	0	420
16:30	0	2	12	65	151	104	39	3	2	1	0	0	0	379
16:45	3	3	13	70	125	140	49	4	1	0	0	0	0	408
17:00	3	10	24	84	107	98	44	14	0	0	1	0	0	385
17:15	3	8	22	112	150	89	34	12	2	0	0	0	0	432
17:30	6	13	39	126	144	59	12	3	2	0	0	0	0	404
17:45	0	4	23	86	111	85	30	5	1	0	0	0	0	345
18:00	4	17	21	132	138	58	25	2	0	0	0	0	0	397
18:15	3	21	61	95	120	78	22	8	0	0	0	0	0	408
18:30	3	26	52	84	74	55	23	5	2	0	0	0	0	324
18:45	1	4	29	124	82	78	28	6	1	0	0	0	0	353
19:00	5	3	20	92	120	65	24	5	2	0	0	0	0	336
19:15	14	21	91	126	87	40	11	3	1	1	0	0	0	395
19:30	3	11	19	67	100	75	26	3	1	1	0	0	0	306
19:45	0	5	28	47	102	89	29	6	3	1	0	0	0	310
20:00	0	2	13	55	88	80	40	2	0	0	0	0	0	280
20:15	5	3	20	54	120	84	19	6	0	0	0	0	0	311
20:30	5	2	14	44	73	62	25	3	2	0	0	0	0	230
20:45	1	2	3	30	71	82	38	7	0	0	0	0	0	234
21:00	0	1	4	22	75	83	41	11	2	1	0	0	0	240
21:15	2	1	3	11	43	90	34	8	1	0	0	0	0	193
21:30	0	1	3	30	56	80	32	5	1	0	0	0	0	208
21:45	0	0	0	14	60	68	28	9	1	0	0	0	0	180
22:00	0	1	1	6	24	68	30	8	5	3	0	0	0	146
22:15	0	1	0	4	32	63	52	6	4	0	0	0	0	162
22:30	1	0	1	8	20	45	34	15	2	0	0	0	0	126
22:45	0	0	1	8	20	39	18	7	2	0	0	0	0	95
23:00	1	0	3	10	30	25	23	7	0	0	0	0	0	99
23:15	0	1	4	4	16	27	20	12	0	0	0	0	0	84
23:30	0	0	0	2	17	32	11	7	1	0	0	0	0	70
23:45	0	0	1	4	11	32	19	5	4	0	0	0	0	76
Totals	149	408	1366	4387	6440	5579	2381	616	144	34	8			21512
% of Totals	1%	2%	6%	20%	30%	26%	11%	3%	1%	0%	0%			100%

AM Volumes	45	147	386	1219	1930	1904	946	290	73	17	5	0	0	6962
% AM	0%	1%	2%	6%	9%	9%	4%	1%	0%	0%	0%			32%
AM Peak Hour	7:15	7:15	11:45	7:45	11:30	11:15	6:45	6:00	6:15	0:30	5:45			11:45
Volume	23	53	97	331	430	387	146	54	16	3	2			1393
PM Volumes	104	261	980	3168	4510	3675	1435	326	71	17	3	0	0	14550
% PM	0%	1%	5%	15%	21%	17%	7%	2%	0%	0%	0%			68%
PM Peak Hour	18:30	17:45	18:30	17:15	17:15	16:15	16:30	22:30	22:00	12:15	16:15			16:45
Volume	23	68	192	456	543	461	166	41	13	3	2			1629

Directional Peak Periods	AM 7-9			NOON 12-2			PM 4-6			Off Peak Volumes		
All Classes	Volume	⟷	%	Volume	⟷	%	Volume	⟷	%	Volume	⟷	%
	2170		10%	2900		13%	3123		15%	13319		62%

Street Name	Direction	Percentiles					
		15th	50th	Average	85th	95th	ADT
W Olive Ave	Summary	26	33	33	40	44	21512

Prepared by National Data & Surveying Services

SPEED

W Olive Ave Bet. S Keystone St & S Lamer St

Day: Tuesday
Date: 1/17/2023

City: Burbank
Project #: CA23_020030_007e

East Bound

Time	< 15	15 - 19	20 - 24	25 - 29	30 - 34	35 - 39	40 - 44	45 - 49	50 - 54	55 - 59	60 - 64	65 - 69	70 +	Total
0:00 AM	0	0	1	6	22	45	31	7	3	2	0	0	0	117
1:00	0	0	1	1	11	27	11	3	2	0	0	0	0	56
2:00	0	0	0	6	6	4	8	6	0	0	0	0	0	30
3:00	0	0	0	2	3	10	7	3	1	0	0	0	0	26
4:00	0	0	0	0	9	5	2	1	0	0	0	0	0	17
5:00	0	1	2	6	10	21	10	7	1	0	0	0	0	58
6:00	0	0	2	21	25	54	34	12	3	1	1	0	0	153
7:00	6	1	17	89	102	93	35	10	3	1	0	0	0	357
8:00	3	5	26	187	142	87	43	8	3	1	0	0	0	505
9:00	1	2	21	129	186	161	49	5	5	1	0	0	0	560
10:00	3	16	68	184	150	124	44	12	1	1	0	0	0	603
11:00	2	6	67	153	175	156	54	17	0	0	0	0	0	630
12:00 PM	2	8	40	177	240	196	39	6	2	1	0	0	0	711
13:00	5	6	70	212	293	172	51	7	1	0	0	0	0	817
14:00	1	6	85	283	229	143	44	7	1	1	1	0	0	801
15:00	4	6	83	297	281	121	35	9	0	0	0	0	0	836
16:00	5	3	41	260	280	225	52	2	4	1	0	0	0	873
17:00	1	8	65	343	321	137	25	7	2	0	0	0	0	909
18:00	3	35	137	348	247	82	13	1	0	0	0	0	0	866
19:00	20	34	117	226	223	106	29	5	1	1	0	0	0	762
20:00	10	3	40	123	180	130	52	7	1	0	0	0	0	546
21:00	1	1	5	48	114	141	40	11	2	1	0	0	0	364
22:00	0	0	2	9	38	84	55	14	4	3	0	0	0	209
23:00	1	0	5	15	39	62	34	13	1	0	0	0	0	170
Totals	68	141	895	3125	3326	2386	797	180	41	15	2			10976
% of Totals	1%	1%	8%	28%	30%	22%	7%	2%	0%	0%	0%			100%

AM Volumes	15	31	205	784	841	787	328	91	22	7	1	0	0	3112
% AM	0%	0%	2%	7%	8%	7%	3%	1%	0%	0%	0%			28%
AM Peak Hour	7:00	10:00	10:00	8:00	9:00	9:00	11:00	11:00	9:00		6:00			11:00
Volume	6	16	68	187	186	161	54	17	5	2	1			630
PM Volumes	53	110	690	2341	2485	1599	469	89	19	8	1	0	0	7864
% PM	0%	1%	6%	21%	23%	15%	4%	1%	0%	0%	0%			72%
PM Peak Hour	19:00	18:00	18:00	18:00	17:00	16:00	22:00	22:00	16:00	22:00	14:00			17:00
Volume	20	35	137	348	321	225	55	14	4	3	1			909

Directional Peak Periods	AM 7-9			NOON 12-2			PM 4-6			Off Peak Volumes		
All Speeds	Volume	↔	%	Volume	↔	%	Volume	↔	%	Volume	↔	%
	862		8%	1528		14%	1782		16%	6804		62%

Street Name	Direction	Percentiles					
		15th	50th	Average	85th	95th	ADT
W Olive Ave	East Bound	26	32	32	39	43	10976
W Olive Ave	West Bound	28	35	35	42	45	10536

Prepared by National Data & Surveying Services

SPEED

W Olive Ave Bet. S Keystone St & S Lamer St

Day: Tuesday
Date: 1/17/2023

City: Burbank
Project #: CA23_020030_007w

West Bound

Time	< 15	15 - 19	20 - 24	25 - 29	30 - 34	35 - 39	40 - 44	45 - 49	50 - 54	55 - 59	60 - 64	65 - 69	70 +	Total
0:00 AM	0	0	1	3	19	48	36	12	3	0	1	0	0	123
1:00	0	1	2	3	15	18	11	8	0	1	0	0	0	59
2:00	0	0	1	2	7	12	10	6	1	0	1	0	0	40
3:00	1	0	1	0	4	14	8	4	2	0	0	0	0	34
4:00	0	1	0	1	1	10	15	8	9	2	0	0	0	47
5:00	0	1	3	4	11	40	44	21	8	3	1	0	0	136
6:00	1	4	5	18	51	77	89	42	9	2	0	0	0	298
7:00	10	40	56	62	127	143	101	25	5	1	0	0	0	570
8:00	7	29	37	129	274	184	58	15	4	1	0	0	0	738
9:00	2	14	25	72	182	202	92	18	6	0	0	0	0	613
10:00	6	16	21	65	225	178	67	12	2	0	0	0	0	592
11:00	3	10	29	76	173	191	87	28	2	0	1	0	0	600
12:00 PM	6	13	25	80	209	235	83	20	6	1	0	0	0	678
13:00	8	24	40	118	217	171	88	22	4	2	0	0	0	694
14:00	7	20	35	90	242	215	87	16	8	1	0	0	0	721
15:00	6	7	26	63	196	178	98	26	3	3	0	0	0	606
16:00	0	10	35	107	232	190	86	21	2	0	1	0	0	684
17:00	11	27	43	65	191	194	95	27	3	0	1	0	0	657
18:00	8	33	26	87	167	187	85	20	3	0	0	0	0	616
19:00	2	6	41	106	186	163	61	12	6	2	0	0	0	585
20:00	1	6	10	60	172	178	70	11	1	0	0	0	0	509
21:00	1	2	5	29	120	180	95	22	3	0	0	0	0	457
22:00	1	2	1	17	58	131	79	22	9	0	0	0	0	320
23:00	0	1	3	5	35	54	39	18	4	0	0	0	0	159
Totals	81	267	471	1262	3114	3193	1584	436	103	19	6			10536
% of Totals	1%	3%	4%	12%	30%	30%	15%	4%	1%	0%	0%			100%

AM Volumes	30	116	181	435	1089	1117	618	199	51	10	4	0	0	3850
% AM	0%	1%	2%	4%	10%	11%	6%	2%	0%	0%	0%			37%
AM Peak Hour	7:00	7:00	7:00	8:00	8:00	9:00	7:00	6:00	4:00	5:00				8:00
Volume	10	40	56	129	274	202	101	42	9	3	1			738
PM Volumes	51	151	290	827	2025	2076	966	237	52	9	2	0	0	6686
% PM	0%	1%	3%	8%	19%	20%	9%	2%	0%	0%	0%			63%
PM Peak Hour	17:00	18:00	17:00	13:00	14:00	12:00	15:00	17:00	22:00	15:00	16:00			14:00
Volume	11	33	43	118	242	235	98	27	9	3	1			721

Directional Peak Periods	AM 7-9			NOON 12-2			PM 4-6			Off Peak Volumes		
All Speeds	Volume		%	Volume		%	Volume		%	Volume		%
	1308	↔	12%	1372	↔	13%	1341	↔	13%	6515	↔	62%

Street Name	Direction	Percentiles					
		15th	50th	Average	85th	95th	ADT
W Olive Ave	East Bound	26	32	32	39	43	10976
W Olive Ave	West Bound	28	35	35	42	45	10536

Prepared by National Data & Surveying Services

SPEED

W Olive Ave Bet. S Keystone St & S Lamer St

Day: Tuesday
Date: 1/17/2023

City: Burbank
Project #: CA23_020030_007

Summary

Time	< 15	15 - 19	20 - 24	25 - 29	30 - 34	35 - 39	40 - 44	45 - 49	50 - 54	55 - 59	60 - 64	65 - 69	70 +	Total
0:00 AM	0	0	2	9	41	93	67	19	6	2	1	0	0	**240**
1:00	0	1	3	4	26	45	22	11	2	1	0	0	0	**115**
2:00	0	0	1	8	13	16	18	12	1	0	1	0	0	**70**
3:00	1	0	1	2	7	24	15	7	3	0	0	0	0	**60**
4:00	0	1	0	1	10	15	17	9	9	2	0	0	0	**64**
5:00	0	2	5	10	21	61	54	28	9	3	1	0	0	**194**
6:00	1	4	7	39	76	131	123	54	12	3	1	0	0	**451**
7:00	16	41	73	151	229	236	136	35	8	2	0	0	0	**927**
8:00	10	34	63	316	416	271	101	23	7	2	0	0	0	**1243**
9:00	3	16	46	201	368	363	141	23	11	1	0	0	0	**1173**
10:00	9	32	89	249	375	302	111	24	3	1	0	0	0	**1195**
11:00	5	16	96	229	348	347	141	45	2	0	1	0	0	**1230**
12:00 PM	8	21	65	257	449	431	122	26	8	2	0	0	0	**1389**
13:00	13	30	110	330	510	343	139	29	5	2	0	0	0	**1511**
14:00	8	26	120	373	471	358	131	23	9	2	1	0	0	**1522**
15:00	10	13	109	360	477	299	133	35	3	3	0	0	0	**1442**
16:00	5	13	76	367	512	415	138	23	6	1	1	0	0	**1557**
17:00	12	35	108	408	512	331	120	34	5	0	1	0	0	**1566**
18:00	11	68	163	435	414	269	98	21	3	0	0	0	0	**1482**
19:00	22	40	158	332	409	269	90	17	7	3	0	0	0	**1347**
20:00	11	9	50	183	352	308	122	18	2	0	0	0	0	**1055**
21:00	2	3	10	77	234	321	135	33	5	1	0	0	0	**821**
22:00	1	2	3	26	96	215	134	36	13	3	0	0	0	**529**
23:00	1	1	8	20	74	116	73	31	5	0	0	0	0	**329**
Totals	149	408	1366	4387	6440	5579	2381	616	144	34	8			21512
% of Totals	1%	2%	6%	20%	30%	26%	11%	3%	1%	0%	0%			100%

AM Volumes	45	147	386	1219	1930	1904	946	290	73	17	5	0	0	6962
% AM	0%	1%	2%	6%	9%	9%	4%	1%	0%	0%	0%			32%
AM Peak Hour	7:00	7:00	11:00	8:00	8:00	9:00	9:00	6:00	6:00	5:00				8:00
Volume	16	41	96	316	416	363	141	54	12	3	1			1243
PM Volumes	104	261	980	3168	4510	3675	1435	326	71	17	3	0	0	14550
% PM	0%	1%	5%	15%	21%	17%	7%	2%	0%	0%	0%			68%
PM Peak Hour	19:00	18:00	18:00	18:00	16:00	12:00	13:00	22:00	22:00	15:00	14:00			17:00
Volume	22	68	163	435	512	431	139	36	13	3	1			1566

Directional Peak Periods	**AM 7-9**			**NOON 12-2**			**PM 4-6**			**Off Peak Volumes**		
All Speeds	Volume		%	Volume		%	Volume		%	Volume		%
	2170	↔	10%	2900	↔	13%	3123	↔	15%	13319	↔	62%

Street Name	Direction	Percentiles					
		15th	50th	Average	85th	95th	ADT
W Olive Ave	Summary	26	33	33	40	44	21512

ATTACHMENT 3 - 1700

Prepared by NDS/ATD

Prepared by National Data & Surveying Services

VOLUME

W Olive Ave Bet. S Keystone St & S Lamer St

Day: Tuesday
Date: 1/17/2023

City: Burbank
Project #: CA23_020030_007

DAILY TOTALS	NB	SB	EB	WB	Total
	0	0	10,976	10,536	21,512

AM Period	NB	SB	EB		WB		TOTAL		PM Period	NB	SB	EB		WB		TOTAL	
0:00	0	0	31		45		76		12:00	0	0	170		150		320	
0:15	0	0	33		31		64		12:15	0	0	188		178		366	
0:30	0	0	29		29		58		12:30	0	0	170		182		352	
0:45	0	0	24	117	18	123	42	240	12:45	0	0	183	711	168	678	351	1389
1:00	0	0	16		23		39		13:00	0	0	225		168		393	
1:15	0	0	16		14		30		13:15	0	0	175		188		363	
1:30	0	0	13		8		21		13:30	0	0	202		175		377	
1:45	0	0	11	56	14	59	25	115	13:45	0	0	215	817	163	694	378	1511
2:00	0	0	8		16		24		14:00	0	0	206		184		390	
2:15	0	0	5		4		9		14:15	0	0	205		160		365	
2:30	0	0	10		11		21		14:30	0	0	182		190		372	
2:45	0	0	7	30	9	40	16	70	14:45	0	0	208	801	187	721	395	1522
3:00	0	0	5		7		12		15:00	0	0	208		158		366	
3:15	0	0	9		9		18		15:15	0	0	207		163		370	
3:30	0	0	5		6		11		15:30	0	0	200		142		342	
3:45	0	0	7	26	12	34	19	60	15:45	0	0	221	836	143	606	364	1442
4:00	0	0	6		7		13		16:00	0	0	193		157		350	
4:15	0	0	3		9		12		16:15	0	0	231		189		420	
4:30	0	0	2		14		16		16:30	0	0	224		155		379	
4:45	0	0	6	17	17	47	23	64	16:45	0	0	225	873	183	684	408	1557
5:00	0	0	6		19		25		17:00	0	0	225		160		385	
5:15	0	0	15		30		45		17:15	0	0	248		184		432	
5:30	0	0	18		46		64		17:30	0	0	237		167		404	
5:45	0	0	19	58	41	136	60	194	17:45	0	0	199	909	146	657	345	1566
6:00	0	0	30		61		91		18:00	0	0	229		168		397	
6:15	0	0	32		63		95		18:15	0	0	245		163		408	
6:30	0	0	47		75		122		18:30	0	0	172		152		324	
6:45	0	0	44	153	99	298	143	451	18:45	0	0	220	866	133	616	353	1482
7:00	0	0	66		99		165		19:00	0	0	199		137		336	
7:15	0	0	68		124		192		19:15	0	0	234		161		395	
7:30	0	0	76		176		252		19:30	0	0	181		125		306	
7:45	0	0	147	357	171	570	318	927	19:45	0	0	148	762	162	585	310	1347
8:00	0	0	128		166		294		20:00	0	0	160		120		280	
8:15	0	0	129		186		315		20:15	0	0	158		153		311	
8:30	0	0	119		191		310		20:30	0	0	115		115		230	
8:45	0	0	129	505	195	738	324	1243	20:45	0	0	113	546	121	509	234	1055
9:00	0	0	147		134		281		21:00	0	0	114		126		240	
9:15	0	0	149		158		307		21:15	0	0	91		102		193	
9:30	0	0	131		181		312		21:30	0	0	78		130		208	
9:45	0	0	133	560	140	613	273	1173	21:45	0	0	81	364	99	457	180	821
10:00	0	0	159		153		312		22:00	0	0	63		83		146	
10:15	0	0	152		149		301		22:15	0	0	65		97		162	
10:30	0	0	130		134		264		22:30	0	0	46		80		126	
10:45	0	0	162	603	156	592	318	1195	22:45	0	0	35	209	60	320	95	529
11:00	0	0	117		130		247		23:00	0	0	53		46		99	
11:15	0	0	153		146		299		23:15	0	0	40		44		84	
11:30	0	0	180		149		329		23:30	0	0	31		39		70	
11:45	0	0	180	630	175	600	355	1230	23:45	0	0	46	170	30	159	76	329
TOTALS				3112		3850		**6962**	**TOTALS**				7864		6686		**14550**
SPLIT %				44.7%		55.3%		**32.4%**	**SPLIT %**				54.0%		46.0%		**67.6%**

DAILY TOTALS	NB	SB	EB	WB	Total
	0	0	10,976	10,536	21,512

AM Peak Hour			11:30	8:00	**11:45**	**PM Peak Hour**			16:45	14:00	**16:45**
AM Pk Volume			718	738	**1393**	**PM Pk Volume**			935	721	**1629**
Pk Hr Factor			0.955	0.946	**0.952**	**Pk Hr Factor**			0.943	0.949	**0.943**
7 - 9 Volume	0	0	862	1308	**2170**	**4 - 6 Volume**	0	0	1782	1341	**3123**
7 - 9 Peak Hour			7:45	8:00	**8:00**	**4 - 6 Peak Hour**			16:45	16:45	**16:45**
7 - 9 Pk Volume	0	0	523	738	**1243**	**4 - 6 Pk Volume**	0	0	935	694	**1629**
Pk Hr Factor	0.000	0.000	0.889	0.946	**0.959**	**Pk Hr Factor**	0.000	0.000	0.943	0.943	**0.943**

Prepared by NDS/ATD

Project #: CA23_020030_007 **City:** Burbank

Location: W Olive Ave Bet. S Keystone St & S Lamer St **Date:** 1/17/2023

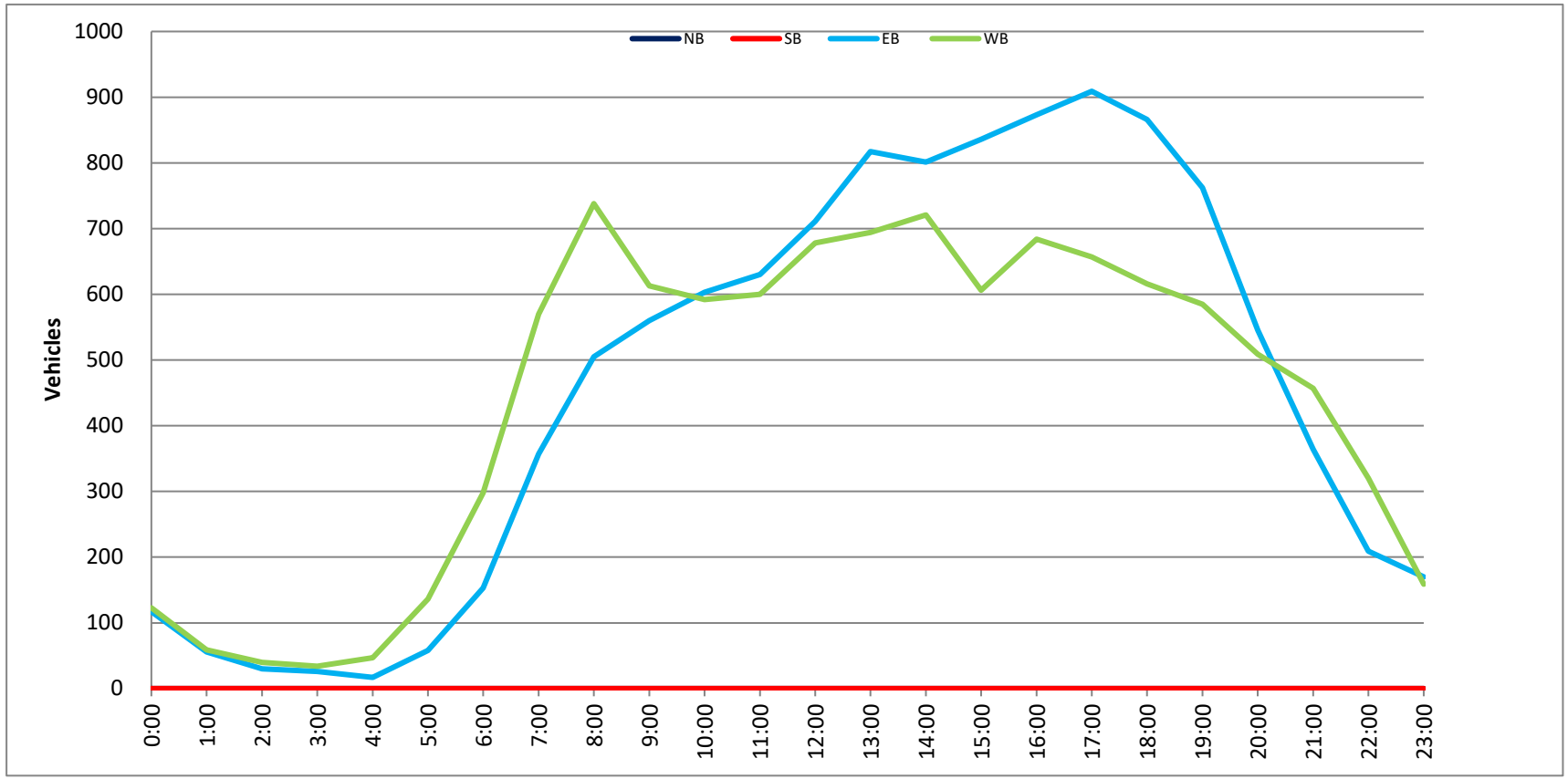

Prepared by National Data & Surveying Services

SPEED

W Olive Ave Bet. S Keystone St & S Lamer St

Day: Wednesday
Date: 1/18/2023

City: Burbank
Project #: CA23_020030_007e

East Bound

Time	< 15	15 - 19	20 - 24	25 - 29	30 - 34	35 - 39	40 - 44	45 - 49	50 - 54	55 - 59	60 - 64	65 - 69	70 +	Total
0:00 AM	0	0	0	0	4	12	6	4	0	0	0	0	0	26
0:15	0	0	0	0	2	8	5	1	1	0	0	0	0	17
0:30	0	0	2	2	2	2	4	1	1	0	1	0	0	15
0:45	0	0	0	1	3	6	4	1	0	0	0	0	0	15
1:00	0	0	0	0	1	10	2	1	0	0	0	0	0	14
1:15	0	0	0	1	1	2	2	2	1	0	0	0	0	9
1:30	0	1	0	1	3	3	0	0	0	0	0	0	0	8
1:45	0	0	0	1	4	2	2	0	0	0	0	0	0	9
2:00	0	0	0	0	0	5	0	2	0	0	0	0	0	7
2:15	0	0	0	0	0	4	1	1	0	0	0	0	0	6
2:30	0	0	0	0	1	4	5	2	0	0	0	0	0	12
2:45	0	0	0	0	0	1	0	0	0	0	0	0	0	1
3:00	0	0	0	1	0	3	2	0	0	0	0	0	0	6
3:15	1	0	1	0	1	2	1	0	0	0	0	0	0	6
3:30	0	0	0	0	2	4	0	0	1	0	0	0	0	7
3:45	0	0	0	2	1	2	1	0	0	0	0	0	0	6
4:00	0	0	1	0	0	2	2	1	0	1	0	0	0	7
4:15	0	0	0	0	3	0	4	0	0	0	0	0	0	7
4:30	0	0	0	0	2	1	1	0	0	0	0	0	0	4
4:45	0	0	0	0	0	3	4	0	0	0	1	0	0	8
5:00	0	0	0	1	2	2	4	0	1	0	0	0	0	10
5:15	0	0	1	1	1	3	5	4	0	0	0	0	0	15
5:30	0	0	0	1	2	5	10	2	0	0	1	0	0	21
5:45	0	0	0	3	2	5	6	1	0	0	0	0	0	17
6:00	0	0	2	2	1	5	8	2	1	0	0	0	0	21
6:15	0	0	2	2	7	14	9	2	1	0	0	0	0	37
6:30	0	0	1	0	9	16	3	1	1	0	0	0	0	31
6:45	1	1	1	9	5	22	13	4	2	0	0	0	0	58
7:00	0	0	0	5	17	25	15	2	2	0	0	0	0	66
7:15	0	2	2	8	20	22	10	3	1	0	0	0	0	68
7:30	0	2	4	6	23	37	12	3	2	0	0	0	0	89
7:45	0	2	4	60	49	19	15	3	2	0	0	0	0	154
8:00	2	0	16	44	47	18	8	2	1	0	0	0	0	138
8:15	2	0	3	29	53	26	10	2	0	0	0	0	0	125
8:30	1	0	13	68	42	17	5	1	0	0	0	0	0	147
8:45	1	4	11	42	28	32	15	5	0	1	0	0	0	139
9:00	1	1	3	39	35	36	16	1	1	1	0	0	0	134
9:15	0	0	6	27	55	30	10	2	1	0	1	0	0	132
9:30	0	0	8	30	34	28	15	2	2	0	0	0	0	119
9:45	0	2	10	37	57	37	13	1	0	0	0	0	0	157
10:00	1	2	19	59	44	34	8	3	1	0	0	0	0	171
10:15	1	1	3	25	47	43	11	2	0	0	0	0	0	133
10:30	0	1	7	36	43	32	19	3	2	0	0	0	0	143
10:45	2	1	22	49	34	34	6	0	1	0	0	0	0	149
11:00	4	1	12	67	37	20	13	2	0	0	0	0	0	156
11:15	0	0	6	37	73	41	3	3	1	1	0	0	0	165
11:30	0	2	10	48	55	46	16	2	0	0	0	0	0	179
11:45	0	0	19	55	72	26	9	0	0	0	0	0	0	181
12:00 PM	0	1	13	31	73	59	18	5	1	0	0	0	0	201
12:15	0	0	9	36	29	18	7	1	0	0	0	0	0	100
12:30	2	5	16	39	72	40	10	1	0	0	0	0	0	185
12:45	1	1	15	44	89	40	3	2	0	0	0	0	0	195
13:00	0	0	30	67	56	54	7	0	1	0	0	0	0	215
13:15	3	1	16	44	85	31	10	6	0	0	0	0	0	196
13:30	0	10	12	50	72	44	17	2	0	0	0	0	0	207
13:45	1	1	25	57	60	38	12	0	0	0	0	0	0	194
14:00	0	0	6	40	83	68	12	5	0	0	0	0	0	214
14:15	3	5	21	79	46	40	10	1	0	0	0	0	0	205
14:30	0	1	21	39	78	40	12	3	0	0	0	0	0	194
14:45	0	1	20	105	50	20	4	1	0	0	0	0	0	201
15:00	2	6	39	110	59	6	4	0	0	0	0	0	0	226
15:15	1	6	60	84	59	25	3	2	0	0	0	0	0	240
15:30	0	4	22	36	70	33	10	0	1	0	0	0	0	176
15:45	1	1	24	79	45	29	3	1	0	0	0	0	0	183
16:00	2	2	49	101	43	14	4	1	1	0	0	0	0	217
16:15	0	3	15	72	67	46	17	4	0	0	0	0	0	224
16:30	1	2	34	92	53	39	6	3	0	0	0	0	0	230
16:45	2	15	35	69	96	45	3	0	0	0	0	0	0	265
17:00	4	10	52	105	50	30	5	1	0	0	0	0	0	257
17:15	1	4	47	121	71	36	5	1	0	0	0	0	0	286
17:30	2	8	35	106	74	32	3	1	1	0	0	0	0	262
17:45	1	3	25	129	72	27	2	1	0	0	0	0	0	260
18:00	4	13	24	109	66	15	3	1	0	0	0	0	0	235
18:15	3	19	60	81	64	19	1	0	0	0	0	0	0	247
18:30	0	19	41	63	37	16	3	0	0	0	0	0	0	179
18:45	0	1	24	112	61	18	5	1	0	0	0	0	0	222
19:00	5	5	14	64	77	27	10	0	0	0	0	0	0	202
19:15	14	18	56	86	42	17	4	1	0	0	0	0	0	238
19:30	1	11	17	50	46	40	13	1	0	1	0	0	0	180
19:45	0	3	29	26	60	31	7	1	1	0	0	0	0	158
20:00	0	1	14	37	50	41	16	1	0	0	0	0	0	160
20:15	5	1	14	37	52	31	11	2	0	0	0	0	0	153
20:30	5	2	7	25	41	28	9	0	1	0	0	0	0	118
20:45	0	0	1	23	39	33	15	3	0	0	0	0	0	114
21:00	0	0	1	11	46	34	11	1	0	0	0	0	0	104
21:15	0	0	5	13	35	23	14	2	1	0	0	0	0	93
21:30	0	0	0	5	26	27	14	4	3	0	0	0	0	79
21:45	0	0	0	8	15	28	11	3	1	0	0	0	0	66
22:00	0	0	0	5	10	24	14	3	0	1	0	0	0	57
22:15	0	0	0	1	11	31	14	0	1	0	0	0	0	58
22:30	0	0	0	6	19	19	10	3	0	0	0	0	0	57
22:45	0	0	0	6	17	14	13	2	0	1	0	0	0	53
23:00	0	0	1	4	13	30	12	1	0	0	0	0	0	61
23:15	0	0	0	4	4	14	6	4	1	0	2	0	0	35
23:30	0	0	0	2	4	16	10	2	0	1	0	0	0	35
23:45	0	0	1	0	5	14	11	2	1	0	0	0	0	34
Totals	81	206	1133	3312	3316	2195	757	154	42	8	6			11216
% of Totals	1%	2%	10%	30%	30%	20%	7%	1%	0%	0%	0%			100%

AM Volumes	17	23	188	798	924	751	333	74	27	4	4	0	0	3145
% AM	0%	0%	2%	7%	8%	7%	3%	1%	0%	0%	0%			28%
AM Peak Hour	10:15	7:00	11:45	11:00	11:15	11:15	8:45	6:45	6:45	8:15	4:45			11:15
Volume	7	6	57	207	273	172	56	12	7	2	2			726
PM Volumes	64	183	950	2513	2392	1444	424	80	15	4	2	0	0	8071
% PM	1%	2%	8%	22%	21%	13%	4%	1%	0%	0%	0%			72%
PM Peak Hour	18:45	17:45	16:45	17:15	12:30	13:30	20:45	13:15	21:00	22:00	22:30			16:45
Volume	20	54	169	465	302	190	54	13	5	2	2			1070

Directional Peak Periods	AM 7-9			NOON 12-2			PM 4-6			Off Peak Volumes		
All Classes	Volume	⟷	%	Volume	⟷	%	Volume	⟷	%	Volume	⟷	%
	926	⟷	8%	1493	⟷	13%	2001	⟷	18%	6796	⟷	61%

Street Name	Direction	Percentiles					
		15th	50th	Average	85th	95th	ADT
W Olive Ave	East Bound	25	31	32	38	43	11216
W Olive Ave	West Bound	27	35	34	41	45	10883

Prepared by National Data & Surveying Services

SPEED

W Olive Ave Bet. S Keystone St & S Lamer St

Day: Wednesday
Date: 1/18/2023

City: Burbank
Project #: CA23_020030_007w

West Bound

Time	< 15	15 - 19	20 - 24	25 - 29	30 - 34	35 - 39	40 - 44	45 - 49	50 - 54	55 - 59	60 - 64	65 - 69	70 +	Total
0:00 AM	0	0	1	0	8	11	7	2	1	0	0	0	0	30
0:15	0	0	0	1	2	9	10	9	2	0	0	0	0	33
0:30	0	0	0	1	5	12	6	3	1	2	0	0	0	30
0:45	0	0	0	0	3	4	7	1	1	1	1	0	0	18
1:00	0	0	0	0	3	2	2	4	0	0	0	0	0	11
1:15	0	0	0	0	2	3	7	2	3	0	1	0	0	18
1:30	1	0	0	0	1	2	5	1	2	0	0	0	0	12
1:45	0	0	0	0	2	3	1	1	1	0	0	0	0	8
2:00	0	0	0	0	3	3	3	4	1	1	0	0	0	15
2:15	1	0	0	0	2	2	4	1	1	0	0	0	0	11
2:30	0	0	0	1	1	1	3	0	0	0	0	0	0	6
2:45	0	0	0	0	1	2	3	1	2	2	0	0	0	11
3:00	0	0	1	0	2	1	2	0	1	0	0	0	0	7
3:15	0	0	0	0	2	3	2	1	0	0	0	0	0	8
3:30	0	0	0	0	0	2	0	0	0	0	0	0	0	2
3:45	0	0	0	0	1	1	2	1	1	3	0	0	0	9
4:00	0	0	0	0	0	2	4	0	0	1	0	1	0	8
4:15	0	0	0	0	2	2	1	2	1	1	0	0	0	9
4:30	1	0	0	0	3	3	4	3	0	0	0	0	0	14
4:45	0	0	0	0	0	2	4	0	3	0	0	0	0	9
5:00	0	0	2	0	1	3	6	4	5	0	1	0	0	22
5:15	0	0	0	0	4	11	12	4	1	1	0	0	0	33
5:30	0	0	3	1	6	7	16	4	2	0	2	0	0	41
5:45	0	1	1	2	1	10	21	11	3	1	1	0	0	52
6:00	1	0	0	0	3	9	20	8	3	1	0	0	0	45
6:15	0	1	0	2	11	14	17	14	4	0	0	0	0	63
6:30	0	1	1	8	11	26	30	16	5	1	0	0	0	99
6:45	0	5	2	6	9	38	44	7	2	0	0	0	0	113
7:00	3	7	5	9	9	28	39	11	1	0	0	0	0	112
7:15	1	2	3	11	23	40	33	10	1	0	0	0	0	124
7:30	1	1	4	8	49	59	32	4	2	0	0	0	0	160
7:45	1	24	16	17	34	35	18	4	1	1	1	0	0	152
8:00	3	5	17	32	63	56	11	6	3	1	0	0	0	197
8:15	4	8	7	41	64	31	10	1	0	0	0	0	0	166
8:30	7	10	12	20	41	54	35	6	0	0	0	0	0	185
8:45	8	10	23	20	50	69	24	8	1	0	0	0	0	213
9:00	2	1	3	14	45	61	36	8	0	1	0	0	0	171
9:15	0	0	1	12	34	51	20	1	0	1	0	0	0	120
9:30	4	9	17	19	28	45	21	6	3	1	0	0	0	153
9:45	1	2	7	10	42	61	26	11	0	2	0	0	0	162
10:00	0	1	6	23	56	25	24	2	0	1	0	0	0	138
10:15	0	3	5	12	38	50	21	9	0	1	0	0	0	139
10:30	0	4	6	19	34	45	12	6	0	0	0	0	0	126
10:45	0	8	8	25	64	39	16	4	1	0	0	0	0	165
11:00	7	5	9	30	32	54	18	1	0	0	0	0	0	156
11:15	0	1	3	13	61	57	19	5	0	0	0	0	0	159
11:30	2	4	13	30	60	25	9	1	0	0	0	0	0	144
11:45	1	4	2	8	65	70	14	5	0	0	0	0	0	169
12:00 PM	2	2	2	18	42	60	20	3	1	0	0	0	0	150
12:15	3	11	5	32	45	37	20	7	0	0	0	0	0	160
12:30	5	6	14	22	53	56	20	6	0	1	0	0	0	183
12:45	0	3	8	30	78	59	17	4	0	0	0	0	0	199
13:00	0	3	6	26	58	51	20	3	1	0	0	0	0	168
13:15	0	4	3	25	68	28	13	1	1	0	0	0	0	143
13:30	1	4	13	51	78	46	9	3	0	0	0	0	0	205
13:45	1	17	8	33	59	38	16	2	0	0	0	0	0	174
14:00	1	5	12	28	51	40	19	4	0	0	0	1	0	161
14:15	2	4	5	36	54	50	19	2	0	0	0	0	0	172
14:30	1	4	9	54	66	33	12	3	0	0	0	0	0	182
14:45	0	9	21	49	61	40	24	6	0	0	0	0	0	210
15:00	1	4	8	26	71	40	9	2	2	0	0	0	0	163
15:15	2	11	12	32	82	45	13	2	0	0	0	0	0	199
15:30	1	6	16	25	24	47	20	8	0	0	0	0	0	147
15:45	1	5	7	42	67	48	9	3	0	0	0	0	0	182
16:00	2	0	14	13	56	65	15	9	2	0	0	0	0	176
16:15	0	7	17	23	62	43	16	6	1	0	0	0	0	175
16:30	1	5	8	15	52	48	36	7	1	0	0	0	0	173
16:45	0	4	6	32	49	46	15	3	0	1	0	0	0	156
17:00	6	5	21	30	59	49	22	3	1	1	0	0	0	197
17:15	0	3	8	17	64	57	24	4	1	0	0	0	0	178
17:30	0	2	12	45	55	52	19	2	2	0	0	0	0	189
17:45	2	5	2	24	90	43	12	5	1	0	0	0	0	184
18:00	0	2	5	19	37	53	26	4	0	0	0	0	0	146
18:15	1	3	8	45	72	46	18	1	0	0	0	0	0	194
18:30	0	7	4	21	59	41	18	3	1	0	0	0	0	154
18:45	2	9	13	40	47	40	13	4	0	0	0	0	0	168
19:00	0	3	10	19	45	48	14	3	3	0	0	0	0	145
19:15	1	4	7	21	74	34	22	2	1	0	0	0	0	166
19:30	1	2	20	24	51	50	12	2	1	0	0	0	0	163
19:45	0	2	11	26	59	40	7	4	1	0	0	0	0	150
20:00	1	5	5	9	44	52	13	4	0	0	0	1	0	134
20:15	1	2	6	16	50	25	13	5	0	0	0	0	0	118
20:30	0	5	6	10	27	52	20	2	0	0	1	0	0	123
20:45	0	1	6	13	33	46	27	4	1	0	0	0	0	131
21:00	0	0	0	12	47	40	17	2	1	0	1	0	0	120
21:15	1	0	5	9	60	52	17	4	0	0	0	0	0	148
21:30	0	0	1	11	24	38	32	6	0	0	1	1	0	114
21:45	0	1	2	7	43	43	29	2	2	0	0	0	0	129
22:00	0	1	0	3	21	50	19	5	1	0	0	0	0	100
22:15	0	1	0	4	18	38	27	7	2	0	0	0	0	97
22:30	1	0	0	1	12	22	20	8	1	0	0	0	0	65
22:45	0	1	0	1	6	25	13	6	0	0	0	0	0	52
23:00	1	1	1	2	9	18	19	8	5	0	0	0	0	64
23:15	0	2	2	6	6	8	22	4	0	0	0	0	0	50
23:30	0	0	1	3	2	14	17	4	2	0	1	0	0	44
23:45	0	0	1	0	7	7	11	5	1	0	2	0	0	34
Totals	91	298	529	1445	3276	3146	1546	410	96	27	13	4		10883
% of Totals	1%	3%	5%	13%	30%	29%	14%	4%	1%	0%	0%	0%		100%

AM Volumes	49	117	178	395	981	1143	681	213	59	24	7	1	0	3848
% AM	0%	1%	2%	4%	9%	11%	6%	2%	1%	0%	0%	0%		35%
AM Peak Hour	8:00	7:45	8:00	8:00	11:15	8:30	6:45	5:45	5:45	3:30	5:00	3:15		8:00
Volume	22	47	59	113	228	235	148	49	15	5	4	1		761
PM Volumes	42	181	351	1050	2297	2003	865	197	37	3	6	3	0	7035
% PM	0%	2%	3%	10%	21%	18%	8%	2%	0%	0%	0%	0%		65%
PM Peak Hour	12:00	13:15	14:45	14:00	12:45	12:00	21:30	22:15	22:15	16:15	23:00	13:15		14:30
Volume	10	30	57	167	282	212	107	29	8	2	3	1		754

Directional Peak Periods	AM 7-9			NOON 12-2			PM 4-6			Off Peak Volumes		
All Classes	Volume	⟷	%	Volume	⟷	%	Volume	⟷	%	Volume	⟷	%
	1309		12%	1382		13%	1428		13%	6764		62%

Street Name	Direction	Percentiles					
		15th	50th	Average	85th	95th	ADT
W Olive Ave	East Bound	25	31	32	38	43	11216
W Olive Ave	West Bound	27	35	34	41	45	10883

Prepared by National Data & Surveying Services

SPEED

W Olive Ave Bet. S Keystone St & S Lamer St

Day: Wednesday
Date: 1/18/2023

City: Burbank
Project #: CA23_020030_007

Summary

Time	< 15	15 - 19	20 - 24	25 - 29	30 - 34	35 - 39	40 - 44	45 - 49	50 - 54	55 - 59	60 - 64	65 - 69	70 +	Total
0:00 AM	0	0	1	0	12	23	13	6	1	0	0	0	0	56
0:15	0	0	0	1	4	17	15	10	3	0	0	0	0	50
0:30	0	0	2	3	7	14	10	4	2	2	1	0	0	45
0:45	0	0	0	1	6	10	11	2	1	1	1	0	0	33
1:00	0	0	0	0	4	12	4	5	0	0	0	0	0	25
1:15	0	0	0	1	3	5	9	4	4	0	1	0	0	27
1:30	1	1	0	1	4	5	5	1	2	0	0	0	0	20
1:45	0	0	0	1	6	5	3	1	1	0	0	0	0	17
2:00	0	0	0	0	3	8	3	6	1	1	0	0	0	22
2:15	1	0	0	0	2	6	5	2	1	0	0	0	0	17
2:30	0	0	0	1	2	5	8	2	0	0	0	0	0	18
2:45	0	0	0	0	1	3	3	1	2	2	0	0	0	12
3:00	0	0	1	1	2	4	4	0	1	0	0	0	0	13
3:15	1	0	1	0	3	5	3	1	0	0	0	0	0	14
3:30	0	0	0	0	2	6	0	0	1	0	0	0	0	9
3:45	0	0	0	2	2	3	3	1	1	3	0	0	0	15
4:00	0	0	1	0	0	4	6	1	0	2	0	1	0	15
4:15	0	0	0	0	5	2	5	2	1	1	0	0	0	16
4:30	1	0	0	0	5	4	5	3	0	0	0	0	0	18
4:45	0	0	0	0	0	5	8	0	3	0	1	0	0	17
5:00	0	0	2	1	3	5	10	4	6	0	1	0	0	32
5:15	0	0	1	1	5	14	17	8	1	1	0	0	0	48
5:30	0	0	3	2	8	12	26	6	2	0	3	0	0	62
5:45	0	1	1	5	3	15	27	12	3	1	1	0	0	69
6:00	1	0	2	2	4	14	28	10	4	1	0	0	0	66
6:15	0	1	2	4	18	28	26	16	5	0	0	0	0	100
6:30	0	1	2	8	20	42	33	17	6	1	0	0	0	130
6:45	1	6	3	15	14	60	57	11	4	0	0	0	0	171
7:00	3	7	5	14	26	53	54	13	3	0	0	0	0	178
7:15	1	4	5	19	43	62	43	13	2	0	0	0	0	192
7:30	1	3	8	14	72	96	44	7	4	0	0	0	0	249
7:45	1	26	20	77	83	54	33	7	3	1	1	0	0	306
8:00	5	5	33	76	110	74	19	8	4	1	0	0	0	335
8:15	6	8	10	70	117	57	20	3	0	0	0	0	0	291
8:30	8	10	25	88	83	71	40	7	0	0	0	0	0	332
8:45	9	14	34	62	78	101	39	13	1	1	0	0	0	352
9:00	3	2	6	53	80	97	52	9	1	2	0	0	0	305
9:15	0	0	7	39	89	81	30	3	1	1	1	0	0	252
9:30	4	9	25	49	62	73	36	8	5	1	0	0	0	272
9:45	1	4	17	47	99	98	39	12	0	2	0	0	0	319
10:00	1	3	25	82	100	59	32	5	1	1	0	0	0	309
10:15	1	4	8	37	85	93	32	11	0	1	0	0	0	272
10:30	0	5	13	55	77	77	31	9	2	0	0	0	0	269
10:45	2	9	30	74	98	73	22	4	2	0	0	0	0	314
11:00	11	6	21	97	69	74	31	3	0	0	0	0	0	312
11:15	0	1	9	50	134	98	22	8	1	1	0	0	0	324
11:30	2	6	23	78	115	71	25	3	0	0	0	0	0	323
11:45	1	4	21	63	137	96	23	5	0	0	0	0	0	350
12:00 PM	2	3	15	49	115	119	38	8	2	0	0	0	0	351
12:15	3	11	14	68	74	55	27	8	0	0	0	0	0	260
12:30	7	11	30	61	125	96	30	7	0	1	0	0	0	368
12:45	1	4	23	74	167	99	20	6	0	0	0	0	0	394
13:00	0	3	36	93	114	105	27	3	2	0	0	0	0	383
13:15	3	5	19	69	153	59	23	7	1	0	0	0	0	339
13:30	1	14	25	101	150	90	26	5	0	0	0	0	0	412
13:45	2	18	33	90	119	76	28	2	0	0	0	0	0	368
14:00	1	5	18	68	134	108	31	9	0	0	0	1	0	375
14:15	5	9	26	115	100	90	29	3	0	0	0	0	0	377
14:30	1	5	30	93	144	73	24	6	0	0	0	0	0	376
14:45	0	10	41	154	111	60	28	7	0	0	0	0	0	411
15:00	3	10	47	136	130	46	13	2	2	0	0	0	0	389
15:15	3	17	72	116	141	70	16	4	0	0	0	0	0	439
15:30	1	10	38	61	94	80	30	8	1	0	0	0	0	323
15:45	2	6	31	121	112	77	12	4	0	0	0	0	0	365
16:00	4	2	63	114	99	79	19	10	3	0	0	0	0	393
16:15	0	10	32	95	129	89	33	10	1	0	0	0	0	399
16:30	2	7	42	107	105	87	42	10	1	0	0	0	0	403
16:45	2	19	41	101	145	91	18	3	0	1	0	0	0	421
17:00	10	15	73	135	109	79	27	4	1	1	0	0	0	454
17:15	1	7	55	138	135	93	29	5	1	0	0	0	0	464
17:30	2	10	47	151	129	84	22	3	3	0	0	0	0	451
17:45	3	8	27	153	162	70	14	6	1	0	0	0	0	444
18:00	4	15	29	128	103	68	29	5	0	0	0	0	0	381
18:15	4	22	68	126	136	65	19	1	0	0	0	0	0	441
18:30	0	26	45	84	96	57	21	3	1	0	0	0	0	333
18:45	2	10	37	152	108	58	18	5	0	0	0	0	0	390
19:00	5	8	24	83	122	75	24	3	3	0	0	0	0	347
19:15	15	22	63	107	116	51	26	3	1	0	0	0	0	404
19:30	2	13	37	74	97	90	25	3	1	1	0	0	0	343
19:45	0	5	40	52	119	71	14	5	2	0	0	0	0	308
20:00	1	6	19	46	94	93	29	5	0	0	0	1	0	294
20:15	6	3	20	53	102	56	24	7	0	0	0	0	0	271
20:30	5	7	13	35	68	80	29	2	1	0	1	0	0	241
20:45	0	1	7	36	72	79	42	7	1	0	0	0	0	245
21:00	0	0	1	23	93	74	28	3	1	0	1	0	0	224
21:15	1	0	10	22	95	75	31	6	1	0	0	0	0	241
21:30	0	0	1	16	50	65	46	10	3	0	1	1	0	193
21:45	0	1	2	15	58	71	40	5	3	0	0	0	0	195
22:00	0	1	0	8	31	74	33	8	1	1	0	0	0	157
22:15	0	1	0	5	29	69	41	7	3	0	0	0	0	155
22:30	1	0	0	7	31	41	30	11	1	0	0	0	0	122
22:45	0	1	0	7	23	39	26	8	0	1	0	0	0	105
23:00	1	1	2	6	22	48	31	9	5	0	0	0	0	125
23:15	0	2	2	10	10	22	28	8	1	0	2	0	0	85
23:30	0	0	1	5	6	30	27	6	2	1	1	0	0	79
23:45	0	0	2	0	12	21	22	7	2	0	2	0	0	68
Totals	172	504	1663	4757	6594	5341	2303	564	138	33	19	4		22099
% of Totals	1%	2%	8%	22%	30%	24%	10%	3%	1%	0%	0%	0%		100%

AM Volumes	66	140	367	1194	1905	1894	1014	287	86	28	11	1	0	6993
% AM	0%	1%	2%	5%	9%	9%	5%	1%	0%	0%	0%	0%		32%
AM Peak Hour	8:00	7:45	8:00	7:45	11:15	11:15	6:45	6:15	6:00	3:30	4:45	3:15		11:15
Volume	28	49	102	311	501	384	198	57	19	6	5	1		1348
PM Volumes	106	364	1301	3563	4689	3447	1289	277	52	7	8	3	0	15106
% PM	0%	2%	6%	16%	21%	16%	6%	1%	0%	0%	0%	0%		68%
PM Peak Hour	18:45	18:00	16:45	17:00	12:45	12:00	21:30	22:30	21:30	16:15	23:00	13:15		17:00
Volume	24	73	216	577	584	369	160	36	10	2	5	1		1813

Directional Peak Periods	AM 7-9			NOON 12-2			PM 4-6			Off Peak Volumes		
All Classes	Volume	⟷	%	Volume	⟷	%	Volume	⟷	%	Volume	⟷	%
	2235		10%	2875		13%	3429		16%	13560		61%

Street Name	Direction	Percentiles					
		15th	50th	Average	85th	95th	ADT
W Olive Ave	Summary	26	33	33	40	44	22099

ATTACHMENT 3 - 1705

Prepared by National Data & Surveying Services

SPEED

W Olive Ave Bet. S Keystone St & S Lamer St

Day: Wednesday
Date: 1/18/2023

City: Burbank
Project #: CA23_020030_007e

East Bound

Time	< 15	15 - 19	20 - 24	25 - 29	30 - 34	35 - 39	40 - 44	45 - 49	50 - 54	55 - 59	60 - 64	65 - 69	70 +	Total
0:00 AM	0	0	2	3	11	28	19	7	2	0	1	0	0	73
1:00	0	1	0	3	9	17	6	3	1	0	0	0	0	40
2:00	0	0	0	0	1	14	6	5	0	0	0	0	0	26
3:00	1	0	1	3	4	11	4	0	1	0	0	0	0	25
4:00	0	0	1	0	5	6	11	1	0	1	1	0	0	26
5:00	0	0	1	6	7	15	25	7	1	0	1	0	0	63
6:00	1	1	6	13	22	57	33	9	5	0	0	0	0	147
7:00	0	6	10	79	109	103	52	11	7	0	0	0	0	377
8:00	6	4	43	183	170	93	38	10	1	1	0	0	0	549
9:00	1	3	27	133	181	131	54	6	4	1	1	0	0	542
10:00	4	5	51	169	168	143	44	8	4	0	0	0	0	596
11:00	4	3	47	207	237	133	41	7	1	1	0	0	0	681
12:00 PM	3	7	53	150	263	157	38	9	1	0	0	0	0	681
13:00	4	12	83	218	273	167	46	8	1	0	0	0	0	812
14:00	3	7	68	263	257	168	38	10	0	0	0	0	0	814
15:00	4	17	145	309	233	93	20	3	1	0	0	0	0	825
16:00	5	22	133	334	259	144	30	8	1	0	0	0	0	936
17:00	8	25	159	461	267	125	15	4	1	0	0	0	0	1065
18:00	7	52	149	365	228	68	12	2	0	0	0	0	0	883
19:00	20	37	116	226	225	115	34	3	1	1	0	0	0	778
20:00	10	4	36	122	182	133	51	6	1	0	0	0	0	545
21:00	0	0	6	37	122	112	50	10	5	0	0	0	0	342
22:00	0	0	0	18	57	88	51	8	1	2	0	0	0	225
23:00	0	0	2	10	26	74	39	9	2	1	2	0	0	165
Totals	81	206	1139	3312	3316	2195	757	154	42	8	6			11216
% of Totals	1%	2%	10%	30%	30%	20%	7%	1%	0%	0%	0%			100%

AM Volumes	17	23	189	799	924	751	333	74	27	4	4	0	0	3145
% AM	0%	0%	2%	7%	8%	7%	3%	1%	0%	0%	0%			28%
AM Peak Hour	8:00	7:00	10:00	11:00	11:00	10:00	9:00	7:00	7:00	4:00				11:00
Volume	6	6	51	207	237	143	54	11	7	1	1			681
PM Volumes	64	183	950	2513	2392	1444	424	80	15	4	2	0	0	8071
% PM	1%	2%	8%	22%	21%	13%	4%	1%	0%	0%	0%			72%
PM Peak Hour	19:00	18:00	17:00	17:00	13:00	14:00	20:00	14:00	21:00	22:00	23:00			17:00
Volume	20	52	159	461	273	168	51	10	5	2	2			1065

Directional Peak Periods	AM 7-9			NOON 12-2			PM 4-6			Off Peak Volumes		
All Speeds	Volume	↔	%	Volume	↔	%	Volume	↔	%	Volume	↔	%
	926		8%	1493		13%	2001		18%	6796		61%

Street Name	Direction	Percentiles					
		15th	50th	Average	85th	95th	ADT
W Olive Ave	East Bound	25	31	32	38	43	11216
W Olive Ave	West Bound	27	35	34	41	45	10883

Prepared by National Data & Surveying Services

SPEED

W Olive Ave Bet. S Keystone St & S Lamer St

Day: Wednesday
Date: 1/18/2023

City: Burbank
Project #: CA23_020030_007w

West Bound

Time	< 15	15 - 19	20 - 24	25 - 29	30 - 34	35 - 39	40 - 44	45 - 49	50 - 54	55 - 59	60 - 64	65 - 69	70 +	Total
0:00 AM	0	0	1	2	18	36	30	15	5	3	1	0	0	111
1:00	1	0	0	0	8	10	15	8	6	0	1	0	0	49
2:00	1	0	0	1	7	8	13	6	4	3	0	0	0	43
3:00	0	0	1	0	5	7	6	2	2	3	0	0	0	26
4:00	1	0	0	0	5	9	13	5	4	2	0	1	0	40
5:00	0	1	6	3	12	31	55	23	11	2	4	0	0	148
6:00	1	7	3	16	34	87	111	45	14	2	0	0	0	320
7:00	6	34	28	45	115	162	122	29	5	1	1	0	0	548
8:00	22	33	59	113	218	210	80	21	4	1	0	0	0	761
9:00	7	12	28	55	149	218	103	26	3	5	0	0	0	606
10:00	0	16	25	79	192	159	73	21	1	2	0	0	0	568
11:00	10	14	27	81	218	206	60	12	0	0	0	0	0	628
12:00 PM	10	22	29	102	218	212	77	20	1	1	0	0	0	692
13:00	2	28	30	135	263	163	58	9	2	0	0	0	0	690
14:00	4	22	47	167	232	163	74	15	0	0	0	1	0	725
15:00	5	26	43	125	244	180	51	15	2	0	0	0	0	691
16:00	3	16	45	83	219	202	82	25	4	1	0	0	0	680
17:00	8	15	43	116	268	201	77	14	5	1	0	0	0	748
18:00	3	21	30	125	215	180	75	12	1	0	0	0	0	662
19:00	2	11	48	90	229	172	55	11	6	0	0	0	0	624
20:00	2	13	23	48	154	175	73	15	1	0	1	1	0	506
21:00	1	1	8	39	174	173	95	14	3	0	2	1	0	511
22:00	1	3	0	9	57	135	79	26	4	0	0	0	0	314
23:00	1	3	5	11	24	47	69	21	8	0	3	0	0	192
Totals	91	298	529	1445	3278	3146	1546	410	96	27	13	4		10883
% of Totals	1%	3%	5%	13%	30%	29%	14%	4%	1%	0%	0%	0%		100%

AM Volumes	49	117	178	395	981	1143	681	213	59	24	7	1	0	3848
% AM	0%	1%	2%	4%	9%	11%	6%	2%	1%	0%	0%	0%		35%
AM Peak Hour	8:00	7:00	8:00	8:00	8:00	9:00	7:00	6:00	6:00	9:00	5:00	4:00		8:00
Volume	22	34	59	113	218	218	122	45	14	5	4	1		761
PM Volumes	42	181	351	1050	2297	2003	865	197	37	3	6	3	0	7035
% PM	0%	2%	3%	10%	21%	18%	8%	2%	0%	0%	0%	0%		65%
PM Peak Hour	12:00	13:00	19:00	14:00	17:00	12:00	21:00	22:00	23:00	12:00	23:00	14:00		17:00
Volume	10	28	48	167	268	212	95	26	8	1	3	1		748

Directional Peak Periods	AM 7-9			NOON 12-2			PM 4-6			Off Peak Volumes		
All Speeds	Volume	↔	%	Volume	↔	%	Volume	↔	%	Volume	↔	%
	1309		12%	1382		13%	1428		13%	6764		62%

Street Name	Direction	Percentiles					
		15th	50th	Average	85th	95th	ADT
W Olive Ave	East Bound	25	31	32	38	43	11216
W Olive Ave	West Bound	27	35	34	41	45	10883

Prepared by National Data & Surveying Services

SPEED

W Olive Ave Bet. S Keystone St & S Lamer St

Day: Wednesday
Date: 1/18/2023

City: Burbank
Project #: CA23_020030_007

Summary

Time	< 15	15 - 19	20 - 24	25 - 29	30 - 34	35 - 39	40 - 44	45 - 49	50 - 54	55 - 59	60 - 64	65 - 69	70 +	Total
0:00 AM	0	0	3	5	29	64	49	22	7	3	2	0	0	**184**
1:00	1	1	0	3	17	27	21	11	7	0	1	0	0	**89**
2:00	1	0	0	1	8	22	19	11	4	3	0	0	0	**69**
3:00	1	0	2	3	9	18	10	2	3	3	0	0	0	**51**
4:00	1	0	1	0	10	15	24	6	4	3	1	1	0	**66**
5:00	0	1	7	9	19	46	80	30	12	2	5	0	0	**211**
6:00	2	8	9	29	56	144	144	54	19	2	0	0	0	**467**
7:00	6	40	38	124	224	265	174	40	12	1	1	0	0	**925**
8:00	28	37	102	296	388	303	118	31	5	2	0	0	0	**1310**
9:00	8	15	55	188	330	349	157	32	7	6	1	0	0	**1148**
10:00	4	21	76	248	360	302	117	29	5	2	0	0	0	**1164**
11:00	14	17	74	288	455	339	101	19	1	1	0	0	0	**1309**
12:00 PM	13	29	82	252	481	369	115	29	2	1	0	0	0	**1373**
13:00	6	40	113	353	536	330	104	17	3	0	0	0	0	**1502**
14:00	7	29	115	430	489	331	112	25	0	0	0	1	0	**1539**
15:00	9	43	188	434	477	273	71	18	3	0	0	0	0	**1516**
16:00	8	38	178	417	478	346	112	33	5	1	0	0	0	**1616**
17:00	16	40	202	577	535	326	92	18	6	1	0	0	0	**1813**
18:00	10	73	179	490	443	248	87	14	1	0	0	0	0	**1545**
19:00	22	48	164	316	454	287	89	14	7	1	0	0	0	**1402**
20:00	12	17	59	170	336	308	124	21	2	0	1	1	0	**1051**
21:00	1	1	14	76	296	285	145	24	8	0	2	1	0	**853**
22:00	1	3	0	27	114	223	130	34	5	2	0	0	0	**539**
23:00	1	3	7	21	50	121	108	30	10	1	5	0	0	**357**
Totals	**172**	**504**	**1668**	**4757**	**6594**	**5341**	**2303**	**564**	**138**	**35**	**19**	**4**		**22099**
% of Totals	1%	2%	8%	22%	30%	24%	10%	3%	1%	0%	0%	0%		100%

AM Volumes	66	140	367	1194	1905	1894	1014	287	86	28	11	1	0	6993
% AM	0%	1%	2%	5%	9%	9%	5%	1%	0%	0%	0%	0%		32%
AM Peak Hour	8:00	7:00	8:00	8:00	11:00	9:00	7:00	6:00	6:00	9:00	5:00	4:00		8:00
Volume	28	40	102	296	455	349	174	54	19	6	5	1		1310
PM Volumes	106	364	1301	3563	4689	3447	1289	277	52	7	8	3	0	15106
% PM	0%	2%	6%	16%	21%	16%	6%	1%	0%	0%	0%	0%		68%
PM Peak Hour	19:00	18:00	17:00	17:00	13:00	12:00	21:00	22:00	23:00	22:00	23:00	14:00		17:00
Volume	22	73	202	577	536	369	145	34	10	2	5	1		1813

Directional Peak Periods	**AM 7-9**			**NOON 12-2**			**PM 4-6**			**Off Peak Volumes**		
All Speeds	Volume		%	Volume		%	Volume		%	Volume		%
	2235	↔	10%	2875	↔	13%	3429	↔	16%	13560	↔	61%

Street Name	Direction	Percentiles					
		15th	50th	Average	85th	95th	ADT
W Olive Ave	Summary	26	33	33	40	44	22099

ATTACHMENT 3 - 1708

Prepared by NDS/ATD

Prepared by National Data & Surveying Services

VOLUME

W Olive Ave Bet. S Keystone St & S Lamer St

Day: Wednesday
Date: 1/18/2023

City: Burbank
Project #: CA23_020030_007

DAILY TOTALS	NB	SB	EB	WB	Total
	0	0	11,216	10,883	22,099

AM Period	NB	SB	EB		WB		TOTAL		PM Period	NB	SB	EB		WB		TOTAL	
0:00	0	0	26		30		56		12:00	0	0	201		150		351	
0:15	0	0	17		33		50		12:15	0	0	100		160		260	
0:30	0	0	15		30		45		12:30	0	0	185		183		368	
0:45	0	0	15	73	18	111	33	184	12:45	0	0	195	681	199	692	394	1373
1:00	0	0	14		11		25		13:00	0	0	215		168		383	
1:15	0	0	9		18		27		13:15	0	0	196		143		339	
1:30	0	0	8		12		20		13:30	0	0	207		205		412	
1:45	0	0	9	40	8	49	17	89	13:45	0	0	194	812	174	690	368	1502
2:00	0	0	7		15		22		14:00	0	0	214		161		375	
2:15	0	0	6		11		17		14:15	0	0	205		172		377	
2:30	0	0	12		6		18		14:30	0	0	194		182		376	
2:45	0	0	1	26	11	43	12	69	14:45	0	0	201	814	210	725	411	1539
3:00	0	0	6		7		13		15:00	0	0	226		163		389	
3:15	0	0	6		8		14		15:15	0	0	240		199		439	
3:30	0	0	7		2		9		15:30	0	0	176		147		323	
3:45	0	0	6	25	9	26	15	51	15:45	0	0	183	825	182	691	365	1516
4:00	0	0	7		8		15		16:00	0	0	217		176		393	
4:15	0	0	7		9		16		16:15	0	0	224		175		399	
4:30	0	0	4		14		18		16:30	0	0	230		173		403	
4:45	0	0	8	26	9	40	17	66	16:45	0	0	265	936	156	680	421	1616
5:00	0	0	10		22		32		17:00	0	0	257		197		454	
5:15	0	0	15		33		48		17:15	0	0	286		178		464	
5:30	0	0	21		41		62		17:30	0	0	262		189		451	
5:45	0	0	17	63	52	148	69	211	17:45	0	0	260	1065	184	748	444	1813
6:00	0	0	21		45		66		18:00	0	0	235		146		381	
6:15	0	0	37		63		100		18:15	0	0	247		194		441	
6:30	0	0	31		99		130		18:30	0	0	179		154		333	
6:45	0	0	58	147	113	320	171	467	18:45	0	0	222	883	168	662	390	1545
7:00	0	0	66		112		178		19:00	0	0	202		145		347	
7:15	0	0	68		124		192		19:15	0	0	238		166		404	
7:30	0	0	89		160		249		19:30	0	0	180		163		343	
7:45	0	0	154	377	152	548	306	925	19:45	0	0	158	778	150	624	308	1402
8:00	0	0	138		197		335		20:00	0	0	160		134		294	
8:15	0	0	125		166		291		20:15	0	0	153		118		271	
8:30	0	0	147		185		332		20:30	0	0	118		123		241	
8:45	0	0	139	549	213	761	352	1310	20:45	0	0	114	545	131	506	245	1051
9:00	0	0	134		171		305		21:00	0	0	104		120		224	
9:15	0	0	132		120		252		21:15	0	0	93		148		241	
9:30	0	0	119		153		272		21:30	0	0	79		114		193	
9:45	0	0	157	542	162	606	319	1148	21:45	0	0	66	342	129	511	195	853
10:00	0	0	171		138		309		22:00	0	0	57		100		157	
10:15	0	0	133		139		272		22:15	0	0	58		97		155	
10:30	0	0	143		126		269		22:30	0	0	57		65		122	
10:45	0	0	149	596	165	568	314	1164	22:45	0	0	53	225	52	314	105	539
11:00	0	0	156		156		312		23:00	0	0	61		64		125	
11:15	0	0	165		159		324		23:15	0	0	35		50		85	
11:30	0	0	179		144		323		23:30	0	0	35		44		79	
11:45	0	0	181	681	169	628	350	1309	23:45	0	0	34	165	34	192	68	357
TOTALS				3145		3848		6993	TOTALS				8071		7035		15106
SPLIT %				45.0%		55.0%		31.6%	SPLIT %				53.4%		46.6%		68.4%

DAILY TOTALS	NB	SB	EB	WB	Total
	0	0	11,216	10,883	22,099

AM Peak Hour			11:15	8:00	11:15	PM Peak Hour			16:45	14:30	17:00
AM Pk Volume			726	761	1348	PM Pk Volume			1070	754	1813
Pk Hr Factor			0.903	0.893	0.960	Pk Hr Factor			0.935	0.898	0.977
7 - 9 Volume	0	0	926	1309	2235	4 - 6 Volume	0	0	2001	1428	3429
7 - 9 Peak Hour			7:45	8:00	8:00	4 - 6 Peak Hour			16:45	17:00	17:00
7 - 9 Pk Volume	0	0	564	761	1310	4 - 6 Pk Volume	0	0	1070	748	1813
Pk Hr Factor	0.000	0.000	0.916	0.893	0.930	Pk Hr Factor	0.000	0.000	0.935	0.949	0.977

Prepared by NDS/ATD

Project #: CA23_020030_007 **City:** Burbank

Location: W Olive Ave Bet. S Keystone St & S Lamer St **Date:** 1/18/2023

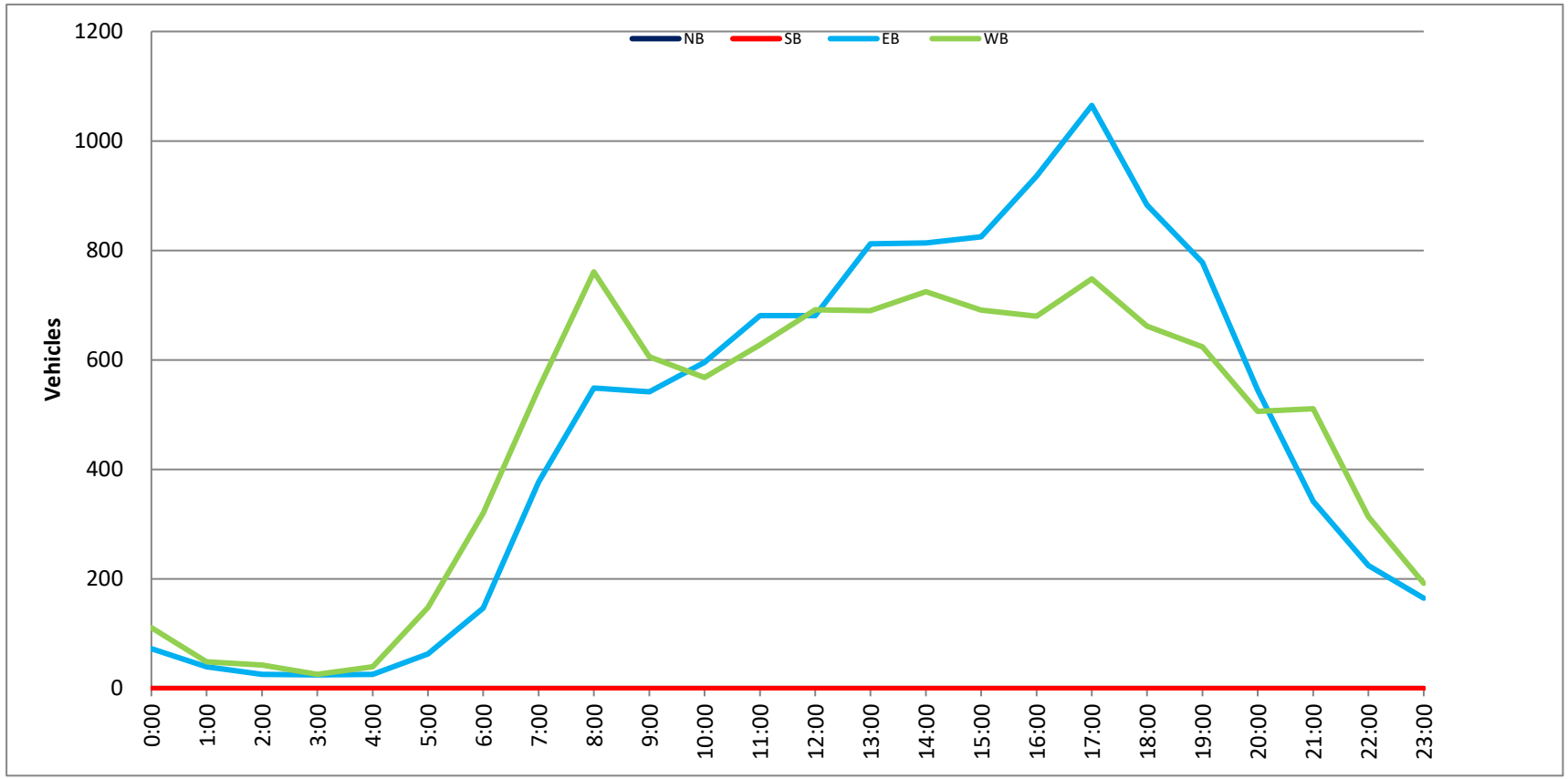

Prepared by National Data & Surveying Services

SPEED

W Olive Ave Bet. S Keystone St & S Lamer St

Day: Thursday
Date: 1/19/2023

City: Burbank
Project #: CA23_020030_007e

East Bound

Time	< 15	15 - 19	20 - 24	25 - 29	30 - 34	35 - 39	40 - 44	45 - 49	50 - 54	55 - 59	60 - 64	65 - 69	70 +	Total
0:00 AM	0	0	0	0	7	5	6	2	0	0	0	0	0	20
0:15	0	0	0	1	0	7	3	1	0	1	0	0	0	13
0:30	0	0	0	0	3	4	4	4	0	0	0	0	0	15
0:45	0	0	0	0	5	4	3	1	1	0	0	0	0	14
1:00	0	0	0	1	1	4	3	0	0	0	0	0	0	9
1:15	0	0	0	1	1	10	4	1	1	2	0	0	0	20
1:30	1	0	1	1	6	5	2	0	0	0	0	0	0	16
1:45	0	0	0	1	3	3	0	0	0	0	0	0	0	7
2:00	0	0	0	0	1	4	2	1	0	0	0	0	0	8
2:15	0	0	0	1	3	3	4	1	0	0	0	0	0	12
2:30	0	0	0	1	4	4	2	1	1	0	0	0	0	13
2:45	0	0	0	1	2	3	1	0	0	0	0	0	0	7
3:00	0	1	0	0	1	4	3	3	0	0	0	0	0	12
3:15	0	0	1	1	1	1	2	0	0	1	0	0	0	7
3:30	0	0	0	0	1	2	2	1	0	0	0	0	0	6
3:45	0	0	0	0	2	2	2	1	2	0	0	0	0	9
4:00	0	0	0	0	1	1	3	1	0	0	0	0	0	6
4:15	0	0	1	0	0	0	1	0	0	0	0	0	0	2
4:30	0	0	0	0	1	4	3	1	0	0	0	0	0	9
4:45	0	0	0	1	0	5	1	2	0	0	0	0	0	9
5:00	0	0	0	0	2	4	4	1	0	0	0	0	0	11
5:15	0	0	0	1	3	0	4	2	1	0	0	0	0	11
5:30	0	0	0	1	7	3	0	3	0	0	0	0	0	14
5:45	0	0	1	0	5	2	6	1	0	0	0	0	0	15
6:00	0	0	0	2	8	9	5	3	3	0	0	0	0	30
6:15	0	0	2	2	9	9	7	4	0	0	0	0	0	33
6:30	1	0	2	4	7	13	6	5	3	0	0	0	0	41
6:45	1	0	3	6	21	20	13	6	0	0	0	0	0	70
7:00	1	1	6	6	17	24	17	3	0	0	0	0	0	75
7:15	0	1	1	7	24	19	9	0	1	0	0	0	0	62
7:30	0	1	8	21	31	24	9	2	2	0	0	0	0	98
7:45	0	3	16	58	32	22	10	4	0	0	0	0	0	145
8:00	1	0	8	37	30	24	10	3	0	0	0	0	0	113
8:15	2	0	14	48	31	14	14	1	1	0	0	0	0	125
8:30	1	2	11	40	42	27	5	3	0	0	0	0	0	131
8:45	0	2	7	34	53	52	15	2	1	1	0	0	0	167
9:00	0	0	7	13	41	44	13	5	1	0	1	0	0	125
9:15	0	2	5	27	37	52	18	3	0	1	0	0	0	145
9:30	0	3	9	33	37	47	7	2	1	0	0	0	0	139
9:45	0	1	14	44	51	22	12	4	1	0	0	0	0	149
10:00	0	3	18	34	49	39	7	2	1	0	1	0	0	154
10:15	1	1	7	33	35	27	11	1	0	1	0	0	0	117
10:30	2	4	25	43	40	28	9	3	0	1	0	0	0	155
10:45	2	8	28	47	33	15	10	1	0	0	0	0	0	144
11:00	1	0	10	63	38	17	10	4	1	0	0	0	0	144
11:15	0	1	9	35	50	53	14	1	0	0	0	0	0	163
11:30	0	0	16	44	48	34	17	4	2	0	0	0	0	165
11:45	0	0	27	64	52	30	8	3	0	0	0	0	0	184
12:00 PM	0	2	4	41	74	51	17	2	1	1	0	0	0	193
12:15	1	1	28	54	43	37	14	4	0	0	0	0	0	182
12:30	2	0	6	47	85	38	9	4	0	0	0	0	0	191
12:45	0	5	19	45	63	42	13	2	1	0	0	0	0	190
13:00	0	0	25	68	45	43	14	2	0	0	0	0	0	197
13:15	0	1	10	49	78	42	13	1	0	0	0	0	0	194
13:30	1	3	7	36	51	57	10	2	0	0	0	0	0	167
13:45	1	0	16	73	72	28	12	1	0	0	0	0	0	203
14:00	0	0	3	41	57	56	20	5	0	0	0	0	0	182
14:15	0	0	12	40	67	62	12	2	0	0	0	0	0	195
14:30	10	10	24	78	47	14	3	1	0	1	0	0	0	188
14:45	1	1	36	98	31	22	3	0	0	0	0	0	0	192
15:00	1	2	28	77	72	26	3	1	0	0	0	0	0	210
15:15	9	13	39	104	71	11	6	0	0	0	0	0	0	253
15:30	35	27	55	50	21	6	3	0	0	0	0	0	0	197
15:45	3	7	59	69	27	29	4	0	0	0	0	0	0	198
16:00	2	1	39	121	49	21	3	0	0	0	0	0	0	236
16:15	0	5	22	43	74	52	8	3	0	0	0	0	0	207
16:30	0	2	28	102	66	34	6	0	1	0	0	0	0	239
16:45	4	16	30	113	49	21	4	0	0	0	0	0	0	237
17:00	0	0	30	99	83	20	4	0	1	0	0	0	0	237
17:15	0	4	22	76	70	26	4	0	0	0	0	0	0	202
17:30	2	8	32	90	80	28	4	1	0	0	0	0	0	245
17:45	0	2	34	98	50	30	6	0	0	0	0	0	0	220
18:00	1	2	29	115	55	15	7	0	0	0	0	0	0	224
18:15	0	4	32	96	60	26	8	0	0	0	0	0	0	226
18:30	0	5	26	60	86	19	4	2	0	0	0	0	0	202
18:45	0	0	26	66	82	25	2	3	0	0	0	0	0	204
19:00	0	1	21	69	75	22	5	1	0	0	0	0	0	194
19:15	0	0	22	56	52	42	9	3	2	0	0	0	0	186
19:30	0	5	9	60	61	42	12	1	1	0	0	0	0	191
19:45	0	0	16	40	64	41	8	0	0	0	0	0	0	169
20:00	2	0	1	39	54	38	8	1	1	0	0	0	0	144
20:15	0	0	3	22	60	50	11	0	0	0	0	0	0	146
20:30	0	0	5	25	38	49	15	2	0	0	0	0	0	134
20:45	0	0	3	20	38	51	13	2	0	0	0	0	0	127
21:00	0	0	5	10	24	40	13	2	2	0	0	0	0	96
21:15	0	0	3	13	34	41	14	3	0	0	0	0	0	108
21:30	1	1	4	23	33	28	15	3	0	0	0	0	0	108
21:45	0	1	1	13	24	28	15	3	0	1	0	0	0	86
22:00	0	0	1	3	13	29	16	3	0	0	0	0	0	65
22:15	0	1	0	6	26	39	13	3	0	0	0	0	0	88
22:30	0	1	1	3	15	16	11	3	2	0	0	0	0	52
22:45	0	0	0	0	16	19	13	2	2	0	0	0	0	52
23:00	0	0	0	1	10	17	9	3	0	0	0	0	0	40
23:15	0	0	0	1	6	16	10	3	2	0	0	0	0	38
23:30	0	0	0	0	6	25	6	0	0	0	0	0	0	37
23:45	0	0	1	3	11	19	11	4	1	0	0	0	0	50
Totals	90	165	1074	3213	3244	2282	764	175	41	11	2			11061
% of Totals	1%	1%	10%	29%	29%	21%	7%	2%	0%	0%	0%			100%

AM Volumes	14	34	257	757	876	749	321	97	24	8	2	0	0	3139
% AM	0%	0%	2%	7%	8%	7%	3%	1%	0%	0%	0%			28%
AM Peak Hour	10:15	10:00	10:00	11:00	11:45	8:45	11:15	6:00	5:45	0:30	8:15			11:45
Volume	6	16	78	206	254	195	56	18	6	2	1			750
PM Volumes	76	131	817	2456	2368	1533	443	78	17	3	0	0	0	7922
% PM	1%	1%	7%	22%	21%	14%	4%	1%	0%	0%				72%
PM Peak Hour	15:15	15:00	15:15	17:30	18:15	13:30	21:15	12:00	22:30	12:00				16:45
Volume	49	49	192	399	303	203	60	12	6	1				921

Directional Peak Periods	AM 7-9			NOON 12-2			PM 4-6			Off Peak Volumes		
All Classes	Volume	⟷	%	Volume	⟷	%	Volume	⟷	%	Volume	⟷	%
	916		8%	1517		14%	1823		16%	6805		62%

Street Name	Direction	Percentiles					
		15th	50th	Average	85th	95th	ADT
W Olive Ave	East Bound	26	32	32	39	43	11061
W Olive Ave	West Bound	28	35	35	41	45	11686

Prepared by National Data & Surveying Services

SPEED

W Olive Ave Bet. S Keystone St & S Lamer St

Day: Thursday
Date: 1/19/2023

City: Burbank
Project #: CA23_020030_007w

West Bound

Time	< 15	15 - 19	20 - 24	25 - 29	30 - 34	35 - 39	40 - 44	45 - 49	50 - 54	55 - 59	60 - 64	65 - 69	70 +	Total
0:00 AM	0	0	0	0	3	14	12	10	2	0	0	0	0	41
0:15	0	0	0	1	4	13	7	4	1	0	0	0	0	30
0:30	0	0	1	0	1	3	6	2	0	0	0	0	0	13
0:45	0	0	0	0	6	11	8	5	0	0	0	0	0	30
1:00	0	0	1	1	0	9	5	1	1	0	0	0	0	18
1:15	0	0	0	1	0	9	4	2	0	1	0	0	0	17
1:30	0	0	1	0	2	8	8	3	0	0	0	0	0	22
1:45	0	0	0	1	2	6	4	2	0	1	0	0	0	16
2:00	0	0	0	2	2	1	5	0	1	0	0	0	0	11
2:15	0	0	0	0	1	1	4	1	0	0	0	0	0	7
2:30	0	0	0	1	1	1	1	3	1	0	0	0	0	8
2:45	0	0	0	0	0	3	3	1	0	0	0	0	0	7
3:00	0	0	0	0	1	0	3	0	0	0	0	0	0	4
3:15	0	0	0	0	0	3	1	2	1	1	0	0	0	8
3:30	0	1	0	0	0	0	1	1	0	0	1	1	0	5
3:45	0	0	0	0	3	3	4	0	0	0	0	0	0	10
4:00	0	0	0	0	2	4	1	2	1	0	0	0	0	10
4:15	0	0	0	0	0	2	2	0	0	1	1	0	0	6
4:30	0	0	0	0	4	1	5	5	0	0	0	0	0	15
4:45	0	1	0	0	1	3	6	5	1	0	0	0	0	17
5:00	0	1	1	0	3	11	10	6	2	0	0	0	0	34
5:15	0	0	1	1	1	5	7	5	2	2	0	0	0	24
5:30	0	1	0	1	2	8	11	8	5	5	0	0	0	41
5:45	0	0	2	4	5	6	24	6	2	1	0	0	0	50
6:00	0	1	1	3	9	15	15	9	0	2	0	0	0	55
6:15	1	2	4	11	23	23	11	3	0	0	0	0	0	78
6:30	1	2	4	10	22	21	10	3	2	0	0	0	0	75
6:45	0	3	7	19	40	40	19	6	1	0	0	0	0	135
7:00	2	2	5	14	31	30	14	4	1	0	0	0	0	103
7:15	1	3	6	17	37	36	17	5	1	0	0	0	0	123
7:30	3	4	9	26	57	56	26	8	0	2	0	0	0	191
7:45	2	7	10	29	63	62	29	9	0	1	0	0	0	212
8:00	0	3	9	24	53	52	24	7	2	0	0	0	0	174
8:15	3	5	10	29	63	62	29	9	2	0	0	0	0	212
8:30	1	6	10	29	62	61	28	9	1	0	0	0	0	207
8:45	0	6	12	33	72	71	33	10	3	1	0	0	0	241
9:00	3	3	11	30	66	64	30	9	1	1	0	0	0	218
9:15	1	6	9	25	53	52	24	4	1	0	0	0	0	175
9:30	1	2	6	23	50	49	23	6	0	0	0	0	0	160
9:45	2	0	7	22	48	47	22	9	0	0	0	0	0	157
10:00	1	7	9	23	50	49	23	5	2	2	0	0	0	171
10:15	0	2	5	23	50	49	23	5	0	2	0	0	0	159
10:30	2	5	11	22	47	46	21	6	1	0	0	0	0	161
10:45	1	1	7	22	47	46	22	6	1	2	0	0	0	155
11:00	2	3	5	21	45	44	20	3	1	3	0	0	0	147
11:15	1	4	10	24	52	51	24	4	0	2	0	0	0	172
11:30	0	0	5	22	49	48	22	10	0	1	0	0	0	157
11:45	0	4	7	22	47	46	22	6	1	1	0	0	0	156
12:00 PM	0	1	5	22	48	47	22	10	0	1	0	0	0	156
12:15	1	6	12	27	58	57	27	8	0	2	0	0	0	198
12:30	3	2	10	27	58	57	27	8	2	2	0	0	0	196
12:45	1	5	9	26	56	54	26	8	2	0	0	0	0	187
13:00	0	6	10	28	60	59	28	8	1	0	0	0	0	200
13:15	0	2	9	24	53	52	24	7	0	0	0	0	0	171
13:30	2	1	10	27	59	58	27	8	1	1	0	0	0	194
13:45	2	7	8	23	51	50	23	7	1	1	0	0	0	173
14:00	1	3	8	28	58	63	24	7	2	0	0	0	0	194
14:15	0	7	14	23	61	62	28	1	0	0	0	0	0	196
14:30	11	3	17	43	52	52	20	2	1	0	0	0	0	201
14:45	0	1	6	32	83	53	10	2	1	0	0	1	0	189
15:00	0	4	6	25	71	47	21	11	1	0	0	0	0	186
15:15	8	20	19	53	59	49	17	2	1	0	0	0	0	228
15:30	4	11	16	48	68	21	3	1	0	0	0	0	0	172
15:45	4	3	14	27	100	52	17	2	1	0	0	0	0	220
16:00	1	3	14	45	63	44	31	11	2	0	0	0	0	214
16:15	2	3	23	38	55	58	18	4	2	0	0	0	0	203
16:30	2	1	10	21	73	65	30	7	0	0	0	0	0	209
16:45	1	3	27	40	41	41	16	8	0	0	0	0	0	177
17:00	2	11	17	37	53	29	14	5	0	0	0	0	0	168
17:15	2	5	9	48	94	34	12	3	1	0	0	0	0	208
17:30	0	1	4	28	56	43	12	3	0	1	0	0	0	148
17:45	0	0	3	12	54	67	15	5	0	0	0	0	0	156
18:00	4	8	17	36	42	55	20	6	0	0	0	0	0	188
18:15	2	1	6	33	70	48	24	5	0	0	0	0	0	189
18:30	1	1	7	16	61	52	17	1	0	0	0	0	0	156
18:45	2	8	7	26	56	42	20	0	0	2	0	0	0	163
19:00	0	5	10	24	43	46	21	8	0	1	0	0	0	158
19:15	0	0	2	14	64	41	15	4	1	0	0	0	0	141
19:30	2	0	15	22	30	24	15	4	0	0	1	0	0	113
19:45	0	0	4	18	58	43	19	10	0	0	0	0	0	152
20:00	0	0	3	10	44	55	25	8	2	1	0	0	0	148
20:15	1	2	3	10	62	55	22	4	1	0	0	0	0	160
20:30	1	2	2	7	33	51	18	3	1	0	0	0	0	118
20:45	0	1	1	5	34	48	17	2	2	0	0	0	0	110
21:00	0	2	3	7	34	61	16	5	1	1	0	1	0	131
21:15	2	0	3	22	42	37	11	3	0	0	0	0	0	120
21:30	1	5	5	22	31	30	17	10	0	0	0	0	0	121
21:45	0	0	1	6	20	62	25	3	0	0	1	0	0	118
22:00	0	1	3	20	19	39	29	6	0	0	0	0	0	117
22:15	0	0	0	6	29	47	22	7	0	1	0	0	0	112
22:30	1	2	0	3	9	33	23	6	1	0	0	1	0	79
22:45	0	1	0	6	15	32	18	4	1	0	0	0	0	77
23:00	0	0	2	7	17	24	11	3	1	0	0	0	0	65
23:15	0	2	1	4	12	26	21	2	0	0	0	0	0	68
23:30	0	0	2	5	13	18	9	3	0	0	0	0	0	50
23:45	0	0	2	3	6	20	11	5	2	1	0	0	0	50
Totals	92	235	565	1620	3508	3448	1611	479	73	47	4	4		11686
% of Totals	1%	2%	5%	14%	30%	30%	14%	4%	1%	0%	0%	0%		100%

AM Volumes	28	85	186	536	1180	1245	673	229	41	32	2	1	0	4238
% AM	0%	1%	2%	5%	10%	11%	6%	2%	0%	0%	0%	0%		36%
AM Peak Hour	7:00	7:45	8:15	8:15	8:15	8:15	8:15	8:15	5:00	5:15	3:30	2:45		8:15
Volume	8	21	43	121	263	258	120	37	11	10	2	1		878
PM Volumes	64	150	379	1084	2328	2203	938	250	32	15	2	3	0	7448
% PM	1%	1%	3%	9%	20%	19%	8%	2%	0%	0%	0%	0%		64%
PM Peak Hour	14:30	15:00	16:15	15:15	15:00	13:30	12:15	12:00	20:00	12:00	18:45	14:00		15:45
Volume	19	38	77	173	298	233	108	34	6	5	1	1		846

Directional Peak Periods	AM 7-9			NOON 12-2			PM 4-6			Off Peak Volumes		
All Classes	Volume	⟷	%	Volume	⟷	%	Volume	⟷	%	Volume	⟷	%
	1463		13%	1475		13%	1483		13%	7265		62%

Street Name	Direction	Percentiles					
		15th	50th	Average	85th	95th	ADT
W Olive Ave	East Bound	26	32	32	39	43	11061
W Olive Ave	West Bound	28	35	35	41	45	11686

Prepared by National Data & Surveying Services

SPEED

W Olive Ave Bet. S Keystone St & S Lamer St

Day: Thursday
Date: 1/19/2023

City: Burbank
Project #: CA23_020030_007

Summary

Time	< 15	15 - 19	20 - 24	25 - 29	30 - 34	35 - 39	40 - 44	45 - 49	50 - 54	55 - 59	60 - 64	65 - 69	70 +	Total
0:00 AM	0	0	0	0	10	19	18	12	2	0	0	0	0	61
0:15	0	0	0	2	4	20	10	5	1	1	0	0	0	43
0:30	0	0	1	0	4	7	10	6	0	0	0	0	0	28
0:45	0	0	0	0	11	15	11	6	1	0	0	0	0	44
1:00	0	0	1	2	1	13	8	1	1	0	0	0	0	27
1:15	0	0	0	2	1	19	8	3	1	3	0	0	0	37
1:30	1	0	2	1	8	13	10	3	0	0	0	0	0	38
1:45	0	0	0	2	5	9	4	2	0	1	0	0	0	23
2:00	0	0	0	2	3	5	7	1	1	0	0	0	0	19
2:15	0	0	0	1	4	4	8	2	0	0	0	0	0	19
2:30	0	0	0	2	5	5	3	4	2	0	0	0	0	21
2:45	0	0	0	1	2	6	4	1	0	0	0	0	0	14
3:00	0	1	0	0	2	4	6	3	0	0	0	0	0	16
3:15	0	0	1	1	1	4	3	2	1	2	0	0	0	15
3:30	0	1	0	0	1	2	3	2	0	0	1	1	0	11
3:45	0	0	0	0	5	5	6	1	2	0	0	0	0	19
4:00	0	0	0	0	3	5	4	3	1	0	0	0	0	16
4:15	0	0	1	0	0	2	3	0	0	1	1	0	0	8
4:30	0	0	0	0	5	5	8	6	0	0	0	0	0	24
4:45	0	1	0	1	1	8	7	7	1	0	0	0	0	26
5:00	0	1	1	0	5	15	14	7	2	0	0	0	0	45
5:15	0	0	1	2	4	5	11	7	3	2	0	0	0	35
5:30	0	1	0	2	9	11	11	11	5	5	0	0	0	55
5:45	0	0	3	4	10	8	30	7	2	1	0	0	0	65
6:00	0	1	1	5	17	24	20	12	3	2	0	0	0	85
6:15	1	2	6	13	32	32	18	7	0	0	0	0	0	111
6:30	2	2	6	14	29	34	16	8	5	0	0	0	0	116
6:45	1	3	10	25	61	60	32	12	1	0	0	0	0	205
7:00	3	3	11	20	48	54	31	7	1	0	0	0	0	178
7:15	1	4	7	24	61	55	26	5	2	0	0	0	0	185
7:30	3	5	17	47	88	80	35	10	2	2	0	0	0	289
7:45	2	10	26	87	95	84	39	13	0	1	0	0	0	357
8:00	1	3	17	61	83	76	34	10	2	0	0	0	0	287
8:15	5	5	24	77	94	76	43	10	3	0	0	0	0	337
8:30	2	8	21	69	104	88	33	12	1	0	0	0	0	338
8:45	0	8	19	67	125	123	48	12	4	2	0	0	0	408
9:00	3	3	18	43	107	108	43	14	2	1	1	0	0	343
9:15	1	8	14	52	90	104	42	7	1	1	0	0	0	320
9:30	1	5	15	56	87	96	30	8	1	0	0	0	0	299
9:45	2	1	21	66	99	69	34	13	1	0	0	0	0	306
10:00	1	10	27	57	99	88	30	7	3	2	1	0	0	325
10:15	1	3	12	56	85	76	34	6	0	3	0	0	0	276
10:30	4	9	36	65	87	74	30	9	1	1	0	0	0	316
10:45	3	9	35	69	80	61	32	7	1	2	0	0	0	299
11:00	3	3	15	84	83	61	30	7	2	3	0	0	0	291
11:15	1	5	19	59	102	104	38	5	0	2	0	0	0	335
11:30	0	0	21	66	97	82	39	14	2	1	0	0	0	322
11:45	0	4	34	86	99	76	30	9	1	1	0	0	0	340
12:00 PM	0	3	9	63	122	98	39	12	1	2	0	0	0	349
12:15	2	7	40	81	101	94	41	12	0	2	0	0	0	380
12:30	5	2	16	74	143	95	36	12	2	2	0	0	0	387
12:45	1	10	28	71	119	96	39	10	3	0	0	0	0	377
13:00	0	6	35	96	105	102	42	10	1	0	0	0	0	397
13:15	0	3	19	73	131	94	37	8	0	0	0	0	0	365
13:30	3	4	17	63	110	115	37	10	1	1	0	0	0	361
13:45	3	7	24	96	123	78	35	8	1	1	0	0	0	376
14:00	1	3	11	69	115	119	44	12	2	0	0	0	0	376
14:15	0	7	26	63	128	124	40	3	0	0	0	0	0	391
14:30	21	13	41	121	99	66	23	3	1	1	0	0	0	389
14:45	1	2	42	130	114	75	13	2	1	0	0	1	0	381
15:00	1	6	34	102	143	73	24	12	1	0	0	0	0	396
15:15	17	33	58	157	130	60	23	2	1	0	0	0	0	481
15:30	39	38	71	98	89	27	6	1	0	0	0	0	0	369
15:45	7	10	73	96	127	81	21	2	1	0	0	0	0	418
16:00	3	4	53	166	112	65	34	11	2	0	0	0	0	450
16:15	2	8	45	81	129	110	26	7	2	0	0	0	0	410
16:30	2	3	38	123	139	99	36	7	1	0	0	0	0	448
16:45	5	19	57	153	90	62	20	8	0	0	0	0	0	414
17:00	2	11	47	136	136	49	18	5	1	0	0	0	0	405
17:15	2	9	31	124	164	60	16	3	1	0	0	0	0	410
17:30	2	9	36	118	136	71	16	4	0	1	0	0	0	393
17:45	0	2	37	110	104	97	21	5	0	0	0	0	0	376
18:00	5	10	46	151	97	70	27	6	0	0	0	0	0	412
18:15	2	5	38	129	130	74	32	5	0	0	0	0	0	415
18:30	1	6	33	76	147	71	21	3	0	0	0	0	0	358
18:45	2	8	33	92	138	67	22	3	0	2	0	0	0	367
19:00	0	6	31	93	118	68	26	9	0	1	0	0	0	352
19:15	0	0	24	70	116	83	24	7	3	0	0	0	0	327
19:30	2	5	24	82	91	66	27	5	1	0	1	0	0	304
19:45	0	0	20	58	122	84	27	10	0	0	0	0	0	321
20:00	2	0	4	49	98	93	33	9	3	1	0	0	0	292
20:15	1	2	6	32	122	105	33	4	1	0	0	0	0	306
20:30	1	2	7	32	71	100	33	5	1	0	0	0	0	252
20:45	0	1	4	25	72	99	30	4	2	0	0	0	0	237
21:00	0	2	8	17	58	101	29	7	3	1	0	1	0	227
21:15	2	0	6	35	76	78	25	6	0	0	0	0	0	228
21:30	2	6	9	45	64	58	32	13	0	0	0	0	0	229
21:45	0	1	2	19	44	90	40	6	0	1	1	0	0	204
22:00	0	1	4	23	32	68	45	9	0	0	0	0	0	182
22:15	0	1	0	12	55	86	35	10	0	1	0	0	0	200
22:30	1	3	1	6	24	49	34	9	3	0	0	1	0	131
22:45	0	1	0	6	31	51	31	6	3	0	0	0	0	129
23:00	0	0	2	8	27	41	20	6	1	0	0	0	0	105
23:15	0	2	1	5	18	42	31	5	2	0	0	0	0	106
23:30	0	0	2	5	19	43	15	3	0	0	0	0	0	87
23:45	0	0	3	6	17	39	22	9	3	1	0	0	0	100
Totals	182	400	1639	4833	6752	5730	2375	654	114	58	6	4		22747
% of Totals	1%	2%	7%	21%	30%	25%	10%	3%	1%	0%	0%	0%		100%

AM Volumes	42	119	443	1293	2056	1994	994	326	65	40	4	1	0	7377
% AM	0%	1%	2%	6%	9%	9%	4%	1%	0%	0%	0%	0%		32%
AM Peak Hour	7:30	10:00	10:00	11:45	11:45	8:45	8:15	8:15	5:15	5:15	3:30	2:45		11:45
Volume	11	31	110	304	465	431	167	48	13	10	2	1		1456
PM Volumes	140	281	1196	3540	4696	3736	1381	328	49	18	2	3	0	15370
% PM	1%	1%	5%	16%	21%	16%	6%	1%	0%	0%	0%	0%		68%
PM Peak Hour	15:15	15:00	15:15	16:30	17:00	13:30	12:15	12:00	22:30	12:00	18:45	14:00		15:45
Volume	66	87	255	536	540	436	158	46	9	6	1	1		1726

Directional Peak Periods	AM 7-9			NOON 12-2			PM 4-6			Off Peak Volumes		
All Classes	Volume	⟷	%	Volume	⟷	%	Volume	⟷	%	Volume	⟷	%
	2379		10%	2992		13%	3306		15%	14070		62%

Street Name	Direction	Percentiles					
		15th	50th	Average	85th	95th	ADT
W Olive Ave	Summary	26	33	33	40	44	22747

Prepared by National Data & Surveying Services

SPEED

W Olive Ave Bet. S Keystone St & S Lamer St

Day: Thursday
Date: 1/19/2023

City: Burbank
Project #: CA23_020030_007e

East Bound

Time	< 15	15 - 19	20 - 24	25 - 29	30 - 34	35 - 39	40 - 44	45 - 49	50 - 54	55 - 59	60 - 64	65 - 69	70 +	Total
0:00 AM	0	0	0	1	15	20	16	8	1	1	0	0	0	**62**
1:00	1	0	1	4	11	22	9	1	1	2	0	0	0	**52**
2:00	0	0	0	3	10	14	9	3	1	0	0	0	0	**40**
3:00	0	1	1	1	5	9	9	5	2	1	0	0	0	**34**
4:00	0	0	1	1	2	10	8	4	0	0	0	0	0	**26**
5:00	0	0	1	2	17	9	14	7	1	0	0	0	0	**51**
6:00	2	0	7	14	45	51	31	18	6	0	0	0	0	**174**
7:00	1	6	31	92	104	89	45	9	3	0	0	0	0	**380**
8:00	4	4	40	159	156	117	44	9	2	1	0	0	0	**536**
9:00	0	6	35	117	166	165	50	14	3	1	1	0	0	**558**
10:00	5	16	78	157	157	109	37	7	1	2	1	0	0	**570**
11:00	1	1	62	206	188	134	49	12	3	0	0	0	0	**656**
12:00 PM	3	8	57	187	265	168	53	12	2	1	0	0	0	**756**
13:00	2	4	58	226	246	170	49	6	0	0	0	0	0	**761**
14:00	11	11	75	257	202	154	38	8	0	1	0	0	0	**757**
15:00	48	49	181	300	191	72	16	1	0	0	0	0	0	**858**
16:00	6	24	119	379	238	128	21	3	1	0	0	0	0	**919**
17:00	2	14	118	363	283	104	18	1	1	0	0	0	0	**904**
18:00	1	11	113	337	283	85	21	5	0	0	0	0	0	**856**
19:00	0	6	68	225	252	147	34	5	3	0	0	0	0	**740**
20:00	2	0	12	106	190	188	47	5	1	0	0	0	0	**551**
21:00	1	2	13	59	115	137	57	11	2	1	0	0	0	**398**
22:00	0	2	2	12	70	103	53	11	4	0	0	0	0	**257**
23:00	0	0	1	5	33	77	36	10	3	0	0	0	0	**165**
Totals	**90**	**165**	**1074**	**3213**	**3244**	**2282**	**764**	**175**	**41**	**11**	**2**			**11061**
% of Totals	1%	1%	10%	29%	29%	21%	7%	2%	0%	0%	0%			100%

AM Volumes	14	34	257	757	876	749	321	97	24	8	2	0	0	3139
% AM	0%	0%	2%	7%	8%	7%	3%	1%	0%	0%	0%			28%
AM Peak Hour	10:00	10:00	10:00	11:00	11:00	9:00	9:00	6:00	6:00	1:00	9:00			11:00
Volume	5	16	78	206	188	165	50	18	6	2	1			656
PM Volumes	76	131	817	2456	2368	1533	443	78	17	3	0	0	0	7922
% PM	1%	1%	7%	22%	21%	14%	4%	1%	0%	0%				72%
PM Peak Hour	15:00	15:00	15:00	16:00	17:00	20:00	21:00	12:00	22:00	12:00				16:00
Volume	48	49	181	379	283	188	57	12	4	1				919

Directional Peak Periods	**AM 7-9**			**NOON 12-2**			**PM 4-6**			**Off Peak Volumes**		
All Speeds	Volume	↔	%	Volume	↔	%	Volume	↔	%	Volume	↔	%
	916		8%	1517		14%	1823		16%	6805		62%

Street Name	Direction	Percentiles					
		15th	50th	Average	85th	95th	ADT
W Olive Ave	East Bound	26	32	32	39	43	11061
W Olive Ave	West Bound	28	35	35	41	45	11686

Prepared by National Data & Surveying Services

SPEED

W Olive Ave Bet. S Keystone St & S Lamer St

Day: Thursday
Date: 1/19/2023

City: Burbank
Project #: CA23_020030_007w

West Bound

Time	< 15	15 - 19	20 - 24	25 - 29	30 - 34	35 - 39	40 - 44	45 - 49	50 - 54	55 - 59	60 - 64	65 - 69	70 +	Total
0:00 AM	0	0	1	1	14	41	33	21	3	0	0	0	0	114
1:00	0	0	2	3	4	32	21	8	1	2	0	0	0	73
2:00	0	0	0	3	4	6	13	5	2	0	0	0	0	33
3:00	0	1	0	0	4	6	9	3	1	1	1	1	0	27
4:00	0	1	0	0	7	10	14	12	2	1	1	0	0	48
5:00	0	2	4	6	11	30	52	25	11	8	0	0	0	149
6:00	2	8	16	43	94	99	55	21	3	2	0	0	0	343
7:00	8	16	30	86	188	184	86	26	2	3	0	0	0	629
8:00	4	20	41	115	250	246	114	35	8	1	0	0	0	834
9:00	7	11	33	100	217	212	99	28	2	1	0	0	0	710
10:00	4	15	32	90	194	190	89	22	4	6	0	0	0	646
11:00	3	11	27	89	193	189	88	23	2	7	0	0	0	632
12:00 PM	5	14	36	102	220	215	102	34	4	5	0	0	0	737
13:00	4	16	37	102	223	219	102	30	3	2	0	0	0	738
14:00	12	14	45	126	254	230	82	12	4	0	0	1	0	780
15:00	16	38	55	153	298	169	58	16	3	0	0	0	0	806
16:00	6	10	74	144	232	208	95	30	4	0	0	0	0	803
17:00	4	17	33	125	257	173	53	16	1	1	0	0	0	680
18:00	9	18	37	111	229	197	81	12	0	2	0	0	0	696
19:00	2	5	31	78	195	154	70	26	1	1	1	0	0	564
20:00	2	5	9	32	173	209	82	17	6	1	0	0	0	536
21:00	3	7	12	57	127	190	69	21	1	1	1	1	0	490
22:00	1	4	3	35	72	151	92	23	2	1	0	1	0	385
23:00	0	2	7	19	48	88	52	13	3	1	0	0	0	233
Totals	92	235	565	1620	3508	3448	1611	479	73	47	4	4		11686
% of Totals	1%	2%	5%	14%	30%	30%	14%	4%	1%	0%	0%	0%		100%

AM Volumes	28	85	186	536	1180	1245	673	229	41	32	2	1	0	4238
% AM	0%	1%	2%	5%	10%	11%	6%	2%	0%	0%	0%	0%		36%
AM Peak Hour	7:00	8:00	8:00	8:00	8:00	8:00	8:00	8:00	5:00	5:00	3:00	3:00		8:00
Volume	8	20	41	115	250	246	114	35	11	8	1	1		834
PM Volumes	64	150	379	1084	2328	2203	938	250	32	15	2	3	0	7448
% PM	1%	1%	3%	9%	20%	19%	8%	2%	0%	0%	0%	0%		64%
PM Peak Hour	15:00	15:00	16:00	15:00	15:00	14:00	12:00	12:00	20:00	12:00	19:00	14:00		15:00
Volume	16	38	74	153	298	230	102	34	6	5	1	1		806

Directional Peak Periods	AM 7-9			NOON 12-2			PM 4-6			Off Peak Volumes		
All Speeds	Volume	↔	%	Volume	↔	%	Volume	↔	%	Volume	↔	%
	1463		13%	1475		13%	1483		13%	7265		62%

Street Name	Direction	Percentiles					
		15th	50th	Average	85th	95th	ADT
W Olive Ave	East Bound	26	32	32	39	43	11061
W Olive Ave	West Bound	28	35	35	41	45	11686

ATTACHMENT 3 - 1715

Prepared by National Data & Surveying Services

SPEED

W Olive Ave Bet. S Keystone St & S Lamer St

Day: Thursday
Date: 1/19/2023

City: Burbank
Project #: CA23_020030_007

Summary

Time	< 15	15 - 19	20 - 24	25 - 29	30 - 34	35 - 39	40 - 44	45 - 49	50 - 54	55 - 59	60 - 64	65 - 69	70 +	Total
0:00 AM	0	0	1	2	29	61	49	29	4	1	0	0	0	**176**
1:00	1	0	3	7	15	54	30	9	2	4	0	0	0	**125**
2:00	0	0	0	6	14	20	22	8	3	0	0	0	0	**73**
3:00	0	2	1	1	9	15	18	8	3	2	1	1	0	**61**
4:00	0	1	1	1	9	20	22	16	2	1	1	0	0	**74**
5:00	0	2	5	8	28	39	66	32	12	8	0	0	0	**200**
6:00	4	8	23	57	139	150	86	39	9	2	0	0	0	**517**
7:00	9	22	61	178	292	273	131	35	5	3	0	0	0	**1009**
8:00	8	24	81	274	406	363	158	44	10	2	0	0	0	**1370**
9:00	7	17	68	217	383	377	149	42	5	2	1	0	0	**1268**
10:00	9	31	110	247	351	299	126	29	5	8	1	0	0	**1216**
11:00	4	12	89	295	381	323	137	35	5	7	0	0	0	**1288**
12:00 PM	8	22	93	289	485	383	155	46	6	6	0	0	0	**1493**
13:00	6	20	95	328	469	389	151	36	3	2	0	0	0	**1499**
14:00	23	25	120	383	456	384	120	20	4	1	0	1	0	**1537**
15:00	64	87	236	453	489	241	74	17	3	0	0	0	0	**1664**
16:00	12	34	193	523	470	336	116	33	5	0	0	0	0	**1722**
17:00	6	31	151	488	540	277	71	17	2	1	0	0	0	**1584**
18:00	10	29	150	448	512	282	102	17	0	2	0	0	0	**1552**
19:00	2	11	99	303	447	301	104	31	4	1	1	0	0	**1304**
20:00	4	5	21	138	363	397	129	22	7	1	0	0	0	**1087**
21:00	4	9	25	116	242	327	126	32	3	2	1	1	0	**888**
22:00	1	6	5	47	142	254	145	34	6	1	0	1	0	**642**
23:00	0	2	8	24	81	165	88	23	6	1	0	0	0	**398**
Totals	182	400	1639	4833	6752	5730	2375	654	114	58	6	4		22747
% of Totals	1%	2%	7%	21%	30%	25%	10%	3%	1%	0%	0%	0%		100%

AM Volumes	42	119	443	1293	2056	1994	994	326	65	40	4	1	0	7377
% AM	0%	1%	2%	6%	9%	9%	4%	1%	0%	0%	0%	0%		32%
AM Peak Hour	7:00	10:00	10:00	11:00	8:00	9:00	8:00	8:00	5:00	5:00	3:00	3:00		8:00
Volume	9	31	110	295	406	377	158	44	12	8	1	1		1370
PM Volumes	140	281	1196	3540	4696	3736	1381	328	49	18	2	3	0	15370
% PM	1%	1%	5%	16%	21%	16%	6%	1%	0%	0%	0%	0%		68%
PM Peak Hour	15:00	15:00	15:00	16:00	17:00	20:00	12:00	12:00	20:00	12:00	19:00	14:00		16:00
Volume	64	87	236	523	540	397	155	46	7	6	1	1		1722

Directional Peak Periods	**AM 7-9**			**NOON 12-2**			**PM 4-6**			**Off Peak Volumes**		
All Speeds	Volume		%	Volume		%	Volume		%	Volume		%
	2379	↔	10%	2992	↔	13%	3306	↔	15%	14070	↔	62%

Street Name	Direction	Percentiles					
		15th	50th	Average	85th	95th	ADT
W Olive Ave	Summary	26	33	33	40	44	22747

Prepared by NDS/ATD

Prepared by National Data & Surveying Services

VOLUME

W Olive Ave Bet. S Keystone St & S Lamer St

Day: Thursday
Date: 1/19/2023

City: Burbank
Project #: CA23_020030_007

DAILY TOTALS	NB	SB	EB	WB	Total
	0	0	11,061	11,686	22,747

AM Period	NB	SB	EB		WB		TOTAL		PM Period	NB	SB	EB		WB		TOTAL	
0:00	0	0	20		41		61		12:00	0	0	193		156		349	
0:15	0	0	13		30		43		12:15	0	0	182		198		380	
0:30	0	0	15		13		28		12:30	0	0	191		196		387	
0:45	0	0	14	62	30	114	44	176	12:45	0	0	190	756	187	737	377	1493
1:00	0	0	9		18		27		13:00	0	0	197		200		397	
1:15	0	0	20		17		37		13:15	0	0	194		171		365	
1:30	0	0	16		22		38		13:30	0	0	167		194		361	
1:45	0	0	7	52	16	73	23	125	13:45	0	0	203	761	173	738	376	1499
2:00	0	0	8		11		19		14:00	0	0	182		194		376	
2:15	0	0	12		7		19		14:15	0	0	195		196		391	
2:30	0	0	13		8		21		14:30	0	0	188		201		389	
2:45	0	0	7	40	7	33	14	73	14:45	0	0	192	757	189	780	381	1537
3:00	0	0	12		4		16		15:00	0	0	210		186		396	
3:15	0	0	7		8		15		15:15	0	0	253		228		481	
3:30	0	0	6		5		11		15:30	0	0	197		172		369	
3:45	0	0	9	34	10	27	19	61	15:45	0	0	198	858	220	806	418	1664
4:00	0	0	6		10		16		16:00	0	0	236		214		450	
4:15	0	0	2		6		8		16:15	0	0	207		203		410	
4:30	0	0	9		15		24		16:30	0	0	239		209		448	
4:45	0	0	9	26	17	48	26	74	16:45	0	0	237	919	177	803	414	1722
5:00	0	0	11		34		45		17:00	0	0	237		168		405	
5:15	0	0	11		24		35		17:15	0	0	202		208		410	
5:30	0	0	14		41		55		17:30	0	0	245		148		393	
5:45	0	0	15	51	50	149	65	200	17:45	0	0	220	904	156	680	376	1584
6:00	0	0	30		55		85		18:00	0	0	224		188		412	
6:15	0	0	33		78		111		18:15	0	0	226		189		415	
6:30	0	0	41		75		116		18:30	0	0	202		156		358	
6:45	0	0	70	174	135	343	205	517	18:45	0	0	204	856	163	696	367	1552
7:00	0	0	75		103		178		19:00	0	0	194		158		352	
7:15	0	0	62		123		185		19:15	0	0	186		141		327	
7:30	0	0	98		191		289		19:30	0	0	191		113		304	
7:45	0	0	145	380	212	629	357	1009	19:45	0	0	169	740	152	564	321	1304
8:00	0	0	113		174		287		20:00	0	0	144		148		292	
8:15	0	0	125		212		337		20:15	0	0	146		160		306	
8:30	0	0	131		207		338		20:30	0	0	134		118		252	
8:45	0	0	167	536	241	834	408	1370	20:45	0	0	127	551	110	536	237	1087
9:00	0	0	125		218		343		21:00	0	0	96		131		227	
9:15	0	0	145		175		320		21:15	0	0	108		120		228	
9:30	0	0	139		160		299		21:30	0	0	108		121		229	
9:45	0	0	149	558	157	710	306	1268	21:45	0	0	86	398	118	490	204	888
10:00	0	0	154		171		325		22:00	0	0	65		117		182	
10:15	0	0	117		159		276		22:15	0	0	88		112		200	
10:30	0	0	155		161		316		22:30	0	0	52		79		131	
10:45	0	0	144	570	155	646	299	1216	22:45	0	0	52	257	77	385	129	642
11:00	0	0	144		147		291		23:00	0	0	40		65		105	
11:15	0	0	163		172		335		23:15	0	0	38		68		106	
11:30	0	0	165		157		322		23:30	0	0	37		50		87	
11:45	0	0	184	656	156	632	340	1288	23:45	0	0	50	165	50	233	100	398
TOTALS				3139		4238		7377	TOTALS				7922		7448		15370
SPLIT %				42.6%		57.4%		32.4%	SPLIT %				51.5%		48.5%		67.6%

DAILY TOTALS	NB	SB	EB	WB	Total
	0	0	11,061	11,686	22,747

AM Peak Hour			11:45	8:15	11:45	PM Peak Hour			16:45	15:45	15:45
AM Pk Volume			750	878	1456	PM Pk Volume			921	846	1726
Pk Hr Factor			0.972	0.911	0.941	Pk Hr Factor			0.940	0.961	0.959
7 - 9 Volume	0	0	916	1463	2379	4 - 6 Volume	0	0	1823	1483	3306
7 - 9 Peak Hour			8:00	8:00	8:00	4 - 6 Peak Hour			16:45	16:00	16:00
7 - 9 Pk Volume	0	0	536	834	1370	4 - 6 Pk Volume	0	0	921	803	1722
Pk Hr Factor	0.000	0.000	0.802	0.865	0.839	Pk Hr Factor	0.000	0.000	0.940	0.938	0.957

Prepared by NDS/ATD

Project #: CA23_020030_007 **City:** Burbank

Location: W Olive Ave Bet. S Keystone St & S Lamer St **Date:** 1/19/2023

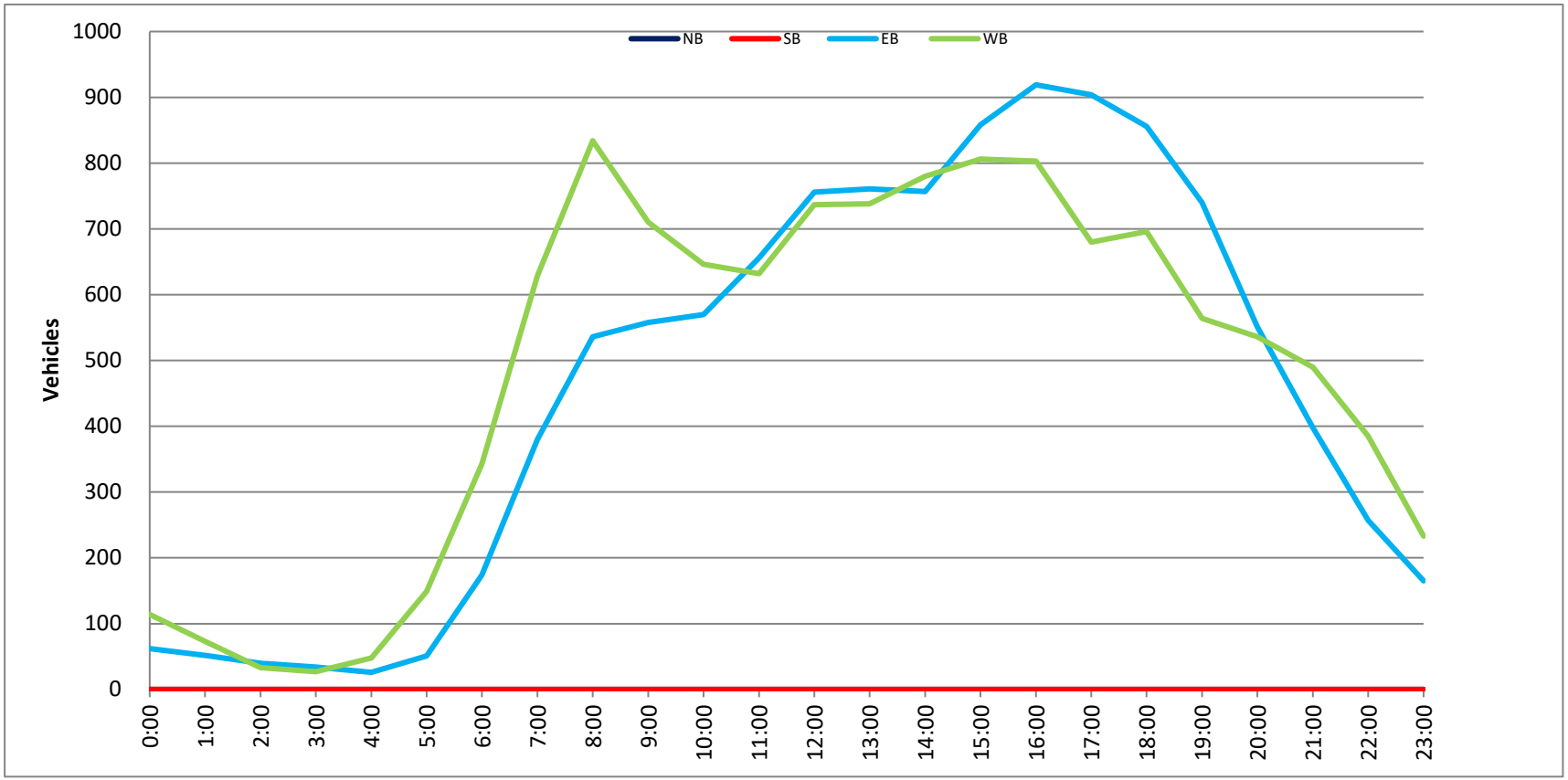

Prepared by NDS/ATD

VOLUME

W Olive Ave Bet. N Reese Pl & S Orchard Dr

Day: Tuesday
Date: 1/17/2023

City: Burbank
Project #: CA23_020030_001

DAILY TOTALS	NB	SB	EB	WB	Total
	0	0	11,699	10,945	22,644

AM Period	NB	SB	EB		WB		TOTAL		PM Period	NB	SB	EB		WB		TOTAL	
00:00			32		43		75		12:00			185		163		348	
00:15			34		32		66		12:15			205		194		399	
00:30			35		32		67		12:30			176		210		386	
00:45			23	124	15	122	38	246	12:45			196	762	187	754	383	1516
01:00			25		19		44		13:00			224		193		417	
01:15			17		17		34		13:15			197		201		398	
01:30			13		9		22		13:30			222		173		395	
01:45			11	66	11	56	22	122	13:45			250	893	167	734	417	1627
02:00			9		13		22		14:00			220		178		398	
02:15			6		6		12		14:15			224		161		385	
02:30			8		9		17		14:30			220		185		405	
02:45			8	31	4	32	12	63	14:45			226	890	201	725	427	1615
03:00			5		8		13		15:00			256		183		439	
03:15			9		7		16		15:15			232		171		403	
03:30			6		6		12		15:30			217		159		376	
03:45			5	25	8	29	13	54	15:45			234	939	167	680	401	1619
04:00			9		8		17		16:00			242		169		411	
04:15			4		9		13		16:15			261		198		459	
04:30			1		11		12		16:30			246		176		422	
04:45			5	19	18	46	23	65	16:45			221	970	181	724	402	1694
05:00			7		19		26		17:00			247		183		430	
05:15			13		28		41		17:15			292		196		488	
05:30			14		43		57		17:30			263		192		455	
05:45			18	52	40	130	58	182	17:45			237	1039	145	716	382	1755
06:00			32		64		96		18:00			241		183		424	
06:15			32		64		96		18:15			252		181		433	
06:30			43		60		103		18:30			237		160		397	
06:45			40	147	101	289	141	436	18:45			223	953	160	684	383	1637
07:00			58		101		159		19:00			253		146		399	
07:15			56		120		176		19:15			200		186		386	
07:30			68		164		232		19:30			216		123		339	
07:45			134	316	167	552	301	868	19:45			162	831	183	638	345	1469
08:00			114		182		296		20:00			159		103		262	
08:15			121		186		307		20:15			146		151		297	
08:30			104		196		300		20:30			118		124		242	
08:45			131	470	194	758	325	1228	20:45			108	531	116	494	224	1025
09:00			146		134		280		21:00			116		133		249	
09:15			146		172		318		21:15			103		106		209	
09:30			142		178		320		21:30			85		129		214	
09:45			122	556	148	632	270	1188	21:45			107	411	99	467	206	878
10:00			163		157		320		22:00			77		82		159	
10:15			157		156		313		22:15			66		77		143	
10:30			147		136		283		22:30			46		79		125	
10:45			152	619	152	601	304	1220	22:45			39	228	58	296	97	524
11:00			137		160		297		23:00			59		50		109	
11:15			149		159		308		23:15			41		43		84	
11:30			179		138		317		23:30			30		32		62	
11:45			189	654	173	630	362	1284	23:45			43	173	31	156	74	329
TOTALS				3079		3877		6956	TOTALS				8620		7068		15688
SPLIT %				44.3%		55.7%		30.7%	SPLIT %				54.9%		45.1%		69.3%

DAILY TOTALS	NB	SB	EB	WB	Total
	0	0	11,699	10,945	22,644

AM Peak Hour			11:30	08:00	11:45	PM Peak Hour			17:00	12:30	16:45
AM Pk Volume			758	758	1495	PM Pk Volume			1039	791	1775
Pk Hr Factor			0.924	0.967	0.937	Pk Hr Factor			0.890	0.942	0.909
7 - 9 Volume	0	0	786	1310	2096	4 - 6 Volume	0	0	2009	1440	3449
7 - 9 Peak Hour			07:45	08:00	08:00	4 - 6 Peak Hour			17:00	16:45	16:45
7 - 9 Pk Volume	0	0	473	758	1228	4 - 6 Pk Volume	0	0	1039	752	1775
Pk Hr Factor	0.000	0.000	0.882	0.967	0.945	Pk Hr Factor	0.000	0.000	0.890	0.959	0.909

Prepared by NDS/ATD

VOLUME

W Olive Ave Bet. N Reese Pl & S Orchard Dr

Day: Wednesday
Date: 1/18/2023

City: Burbank
Project #: CA23_020030_001

DAILY TOTALS	NB	SB	EB	WB	Total
	0	0	11,687	11,482	23,169

AM Period	NB	SB	EB		WB		TOTAL		PM Period	NB	SB	EB		WB		TOTAL	
00:00			28		31		59		12:00			188		189		377	
00:15			20		29		49		12:15			198		190		388	
00:30			14		31		45		12:30			196		184		380	
00:45			17	79	18	109	35	188	12:45			171	753	205	768	376	1521
01:00			15		14		29		13:00			226		183		409	
01:15			12		12		24		13:15			203		174		377	
01:30			8		10		18		13:30			204		199		403	
01:45			9	44	8	44	17	88	13:45			216	849	194	750	410	1599
02:00			6		12		18		14:00			217		163		380	
02:15			8		9		17		14:15			212		192		404	
02:30			14		6		20		14:30			214		191		405	
02:45			3	31	10	37	13	68	14:45			213	856	208	754	421	1610
03:00			4		5		9		15:00			265		184		449	
03:15			4		8		12		15:15			220		185		405	
03:30			8		2		10		15:30			210		172		382	
03:45			6	22	8	23	14	45	15:45			218	913	197	738	415	1651
04:00			7		6		13		16:00			229		228		457	
04:15			5		9		14		16:15			229		182		411	
04:30			4		14		18		16:30			209		160		369	
04:45			3	19	10	39	13	58	16:45			250	917	196	766	446	1683
05:00			11		21		32		17:00			258		179		437	
05:15			15		32		47		17:15			270		185		455	
05:30			21		40		61		17:30			249		186		435	
05:45			17	64	52	145	69	209	17:45			254	1031	186	736	440	1767
06:00			26		51		77		18:00			235		173		408	
06:15			27		67		94		18:15			274		189		463	
06:30			39		86		125		18:30			207		183		390	
06:45			53	145	109	313	162	458	18:45			216	932	172	717	388	1649
07:00			48		124		172		19:00			233		149		382	
07:15			62		146		208		19:15			244		184		428	
07:30			86		177		263		19:30			193		179		372	
07:45			142	338	176	623	318	961	19:45			174	844	165	677	339	1521
08:00			127		188		315		20:00			171		141		312	
08:15			151		190		341		20:15			173		139		312	
08:30			150		214		364		20:30			123		128		251	
08:45			139	567	196	788	335	1355	20:45			140	607	129	537	269	1144
09:00			154		176		330		21:00			116		131		247	
09:15			130		127		257		21:15			110		140		250	
09:30			114		163		277		21:30			100		110		210	
09:45			157	555	160	626	317	1181	21:45			79	405	137	518	216	923
10:00			162		146		308		22:00			80		92		172	
10:15			128		144		272		22:15			67		87		154	
10:30			139		140		279		22:30			59		61		120	
10:45			136	565	178	608	314	1173	22:45			54	260	45	285	99	545
11:00			159		176		335		23:00			56		60		116	
11:15			169		161		330		23:15			42		48		90	
11:30			193		174		367		23:30			33		39		72	
11:45			205	726	185	696	390	1422	23:45			34	165	38	185	72	350
TOTALS				3155		4051		**7206**	**TOTALS**				8532		7431		**15963**
SPLIT %				43.8%		56.2%		**31.1%**	**SPLIT %**				53.4%		46.6%		**68.9%**

DAILY TOTALS	NB	SB	EB	WB	Total
	0	0	11,687	11,482	23,169

AM Peak Hour			11:45	08:00	**11:45**	**PM Peak Hour**			17:00	15:15	**16:45**
AM Pk Volume			787	788	**1535**	**PM Pk Volume**			1031	782	**1773**
Pk Hr Factor			0.960	0.921	**0.984**	**Pk Hr Factor**			0.955	0.857	**0.974**
7 - 9 Volume	0	0	905	1411	**2316**	**4 - 6 Volume**	0	0	1948	1502	**3450**
7 - 9 Peak Hour			07:45	08:00	**08:00**	**4 - 6 Peak Hour**			17:00	16:00	**16:45**
7 - 9 Pk Volume	0	0	570	788	**1355**	**4 - 6 Pk Volume**	0	0	1031	766	**1773**
Pk Hr Factor	0.000	0.000	0.944	0.921	**0.931**	**Pk Hr Factor**	0.000	0.000	0.955	0.840	**0.974**

ATTACHMENT 3 - 1720

Prepared by NDS/ATD

VOLUME

W Olive Ave Bet. N Reese Pl & S Orchard Dr

Day: Thursday
Date: 1/19/2023

City: Burbank
Project #: CA23_020030_001

DAILY TOTALS	NB	SB	EB	WB	Total
	0	0	11,544	11,421	22,965

AM Period	NB	SB	EB		WB		TOTAL		PM Period	NB	SB	EB		WB		TOTAL	
00:00			13		40		53		12:00			194		170		364	
00:15			19		30		49		12:15			180		222		402	
00:30			19		12		31		12:30			184		194		378	
00:45			19	70	31	113	50	183	12:45			199	757	160	746	359	1503
01:00			8		15		23		13:00			208		202		410	
01:15			20		13		33		13:15			199		184		383	
01:30			10		18		28		13:30			183		189		372	
01:45			13	51	12	58	25	109	13:45			206	796	174	749	380	1545
02:00			16		10		26		14:00			200		189		389	
02:15			11		8		19		14:15			202		209		411	
02:30			16		6		22		14:30			182		190		372	
02:45			11	54	9	33	20	87	14:45			204	788	198	786	402	1574
03:00			12		5		17		15:00			233		181		414	
03:15			9		8		17		15:15			219		197		416	
03:30			3		5		8		15:30			230		200		430	
03:45			8	32	8	26	16	58	15:45			226	908	208	786	434	1694
04:00			11		11		22		16:00			248		189		437	
04:15			4		7		11		16:15			223		188		411	
04:30			9		14		23		16:30			244		202		446	
04:45			7	31	21	53	28	84	16:45			279	994	184	763	463	1757
05:00			12		30		42		17:00			230		164		394	
05:15			13		31		44		17:15			244		212		456	
05:30			16		42		58		17:30			243		151		394	
05:45			14	55	49	152	63	207	17:45			240	957	172	699	412	1656
06:00			33		52		85		18:00			251		179		430	
06:15			35		40		75		18:15			253		185		438	
06:30			40		68		108		18:30			228		167		395	
06:45			68	176	119	279	187	455	18:45			221	953	150	681	371	1634
07:00			65		102		167		19:00			215		155		370	
07:15			55		116		171		19:15			202		149		351	
07:30			92		179		271		19:30			200		128		328	
07:45			151	363	198	595	349	958	19:45			175	792	155	587	330	1379
08:00			106		179		285		20:00			156		153		309	
08:15			124		172		296		20:15			157		148		305	
08:30			124		204		328		20:30			132		114		246	
08:45			150	504	219	774	369	1278	20:45			135	580	118	533	253	1113
09:00			121		226		347		21:00			113		122		235	
09:15			149		167		316		21:15			124		123		247	
09:30			136		166		302		21:30			107		121		228	
09:45			149	555	159	718	308	1273	21:45			103	447	111	477	214	924
10:00			146		156		302		22:00			82		93		175	
10:15			132		167		299		22:15			87		108		195	
10:30			141		143		284		22:30			51		75		126	
10:45			150	569	154	620	304	1189	22:45			55	275	69	345	124	620
11:00			158		140		298		23:00			38		60		98	
11:15			150		172		322		23:15			44		57		101	
11:30			172		167		339		23:30			35		45		80	
11:45			184	664	160	639	344	1303	23:45			56	173	47	209	103	382
TOTALS				3124		4060		**7184**	**TOTALS**				8420		7361		**15781**
SPLIT %				43.5%		56.5%		**31.3%**	**SPLIT %**				53.4%		46.6%		**68.7%**

DAILY TOTALS	NB	SB	EB	WB	Total
	0	0	11,544	11,421	22,965

AM Peak Hour			11:45	08:15	**11:45**	**PM Peak Hour**			16:30	15:15	**16:30**
AM Pk Volume			742	821	**1488**	**PM Pk Volume**			997	794	**1759**
Pk Hr Factor			0.956	0.908	**0.925**	**Pk Hr Factor**			0.893	0.954	**0.950**
7 - 9 Volume	0	0	867	1369	**2236**	**4 - 6 Volume**	0	0	1951	1462	**3413**
7 - 9 Peak Hour			07:45	08:00	**08:00**	**4 - 6 Peak Hour**			16:30	16:00	**16:30**
7 - 9 Pk Volume	0	0	505	774	**1278**	**4 - 6 Pk Volume**	0	0	997	763	**1759**
Pk Hr Factor	0.000	0.000	0.836	0.884	**0.866**	**Pk Hr Factor**	0.000	0.000	0.893	0.944	**0.950**

Prepared by NDS/ATD

Project #: CA23_020030_001 **City:** Burbank

Location: W Olive Ave Bet. N Reese Pl & S Orchard Dr **Date:** 1/18/2023

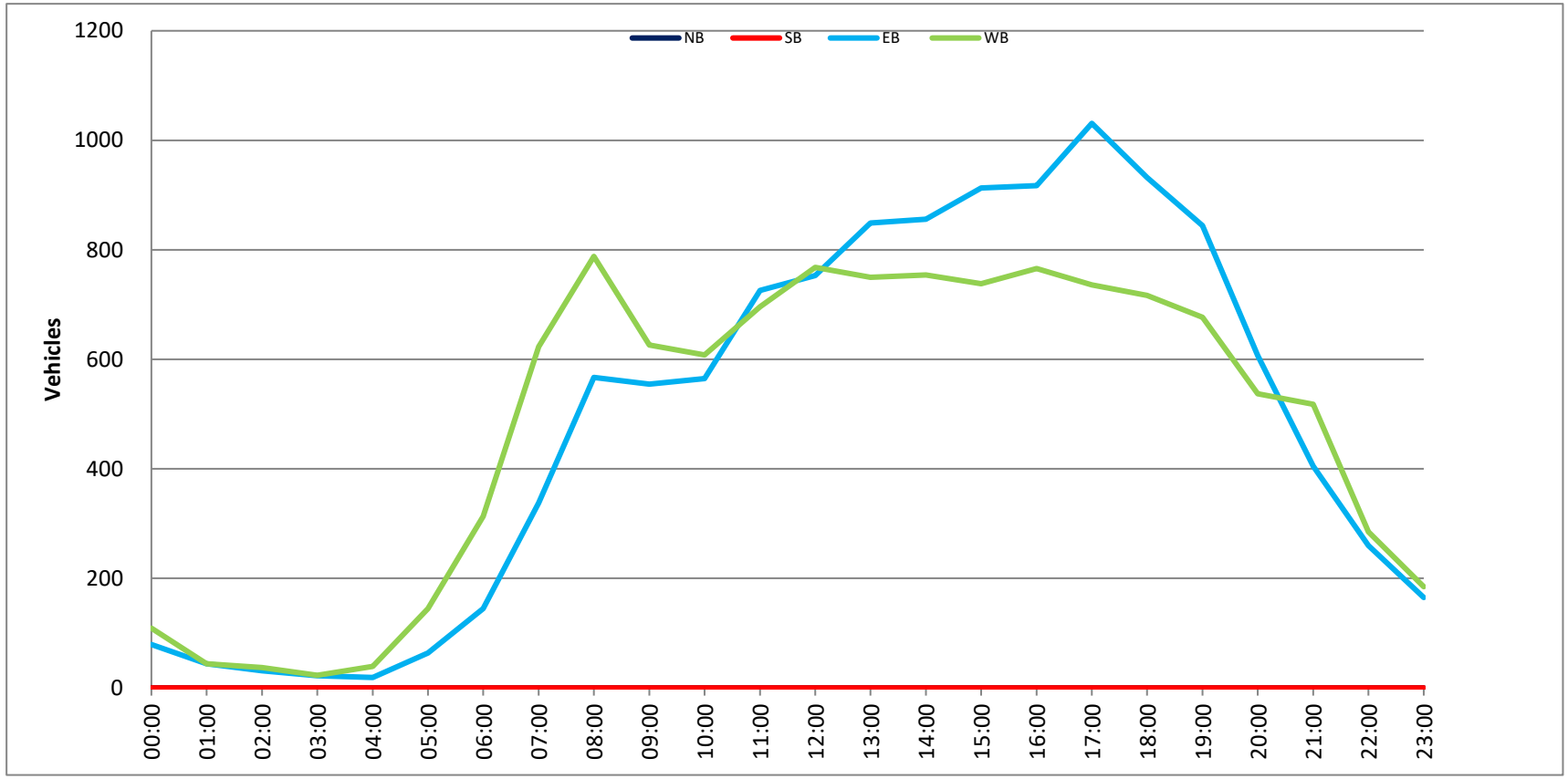

Prepared by NDS/ATD

Project #: CA23_020030_001 **City:** Burbank

Location: W Olive Ave Bet. N Reese Pl & S Orchard Dr **Date:** 1/17/2023

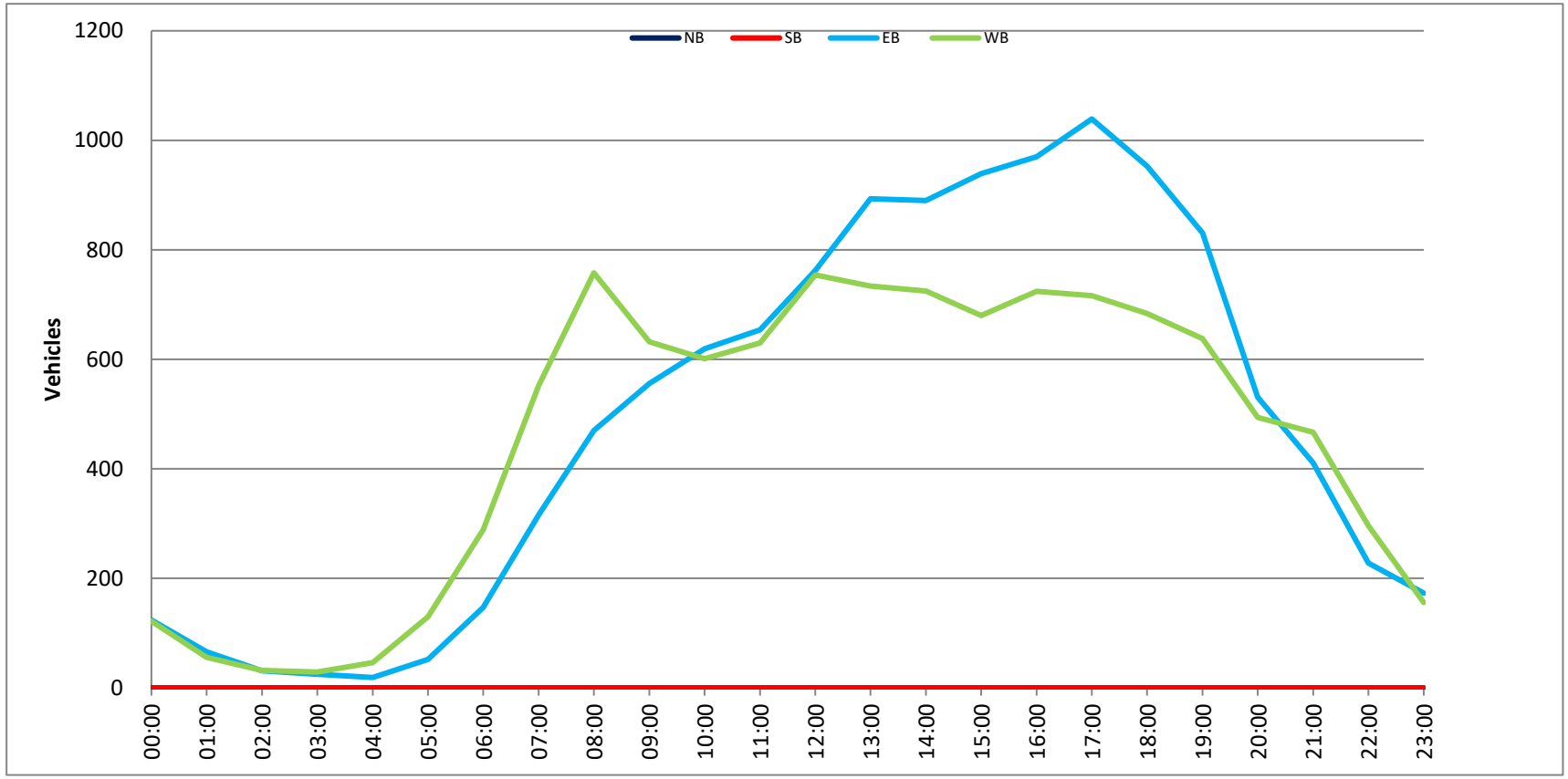

Prepared by NDS/ATD

Project #: CA23_020030_001 **City:** Burbank

Location: W Olive Ave Bet. N Reese Pl & S Orchard Dr **Date:** 1/19/2023

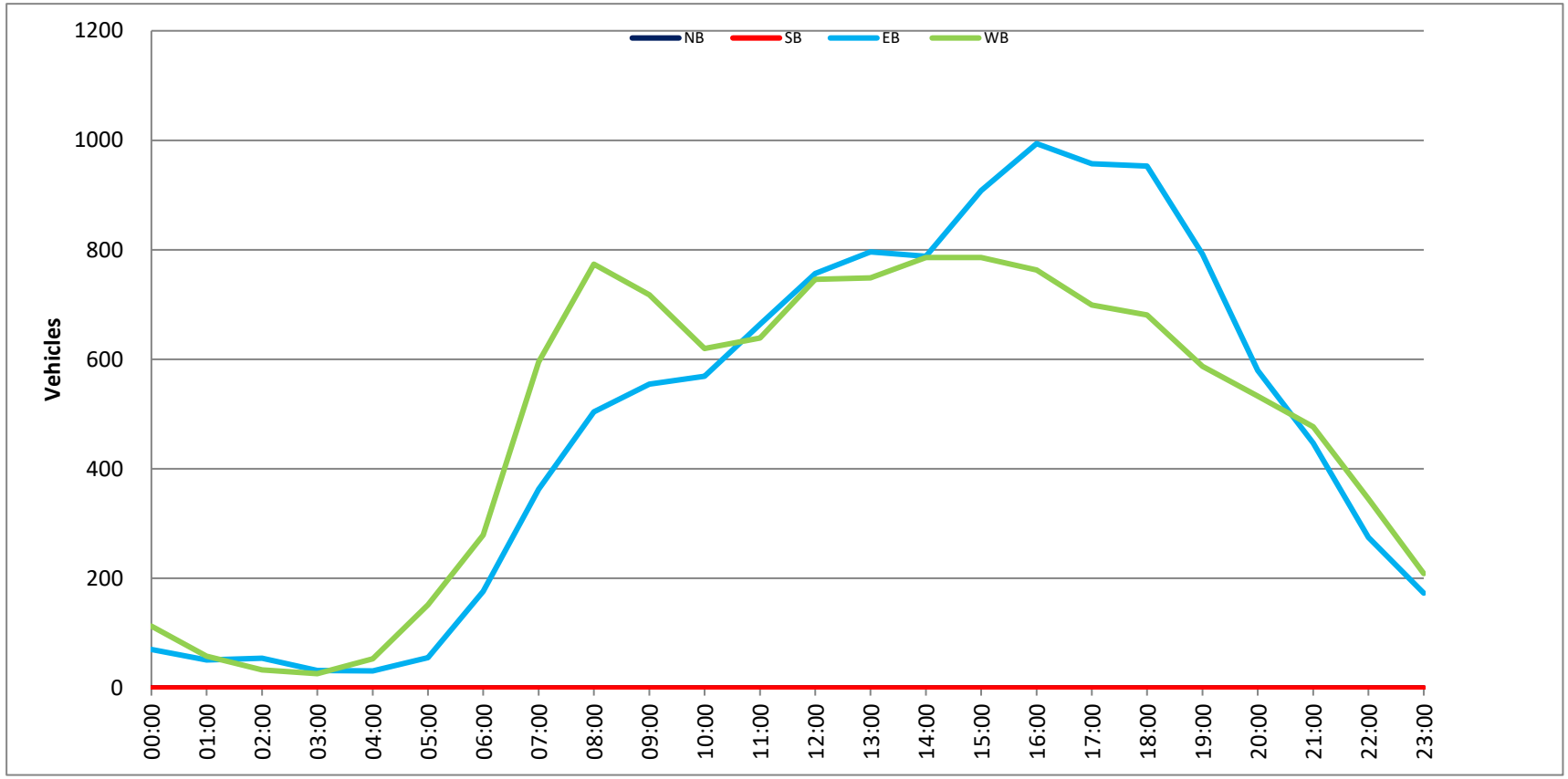

Prepared by National Data & Surveying Services

SPEED

W Olive Ave Bet. N Griffith Park Dr & S Virginia Ave

Day: Tuesday
Date: 1/17/2023

City: Burbank
Project #: CA23_020030_025e

East Bound

Time	< 15	15 - 19	20 - 24	25 - 29	30 - 34	35 - 39	40 - 44	45 - 49	50 - 54	55 - 59	60 - 64	65 - 69	70 +	Total
0:00 AM	1	0	0	0	0	5	4	3	2	0	1	0	0	16
0:15	0	0	0	1	0	2	4	2	0	0	0	0	0	9
0:30	0	0	0	0	0	6	3	2	0	0	0	0	0	11
0:45	0	0	0	0	0	4	2	2	0	0	0	0	0	8
1:00	0	0	0	0	3	2	1	3	3	1	0	0	0	13
1:15	0	0	0	0	0	7	2	1	1	0	0	0	0	11
1:30	0	1	0	0	5	4	5	0	1	0	0	0	0	16
1:45	0	0	0	0	0	1	4	1	1	0	0	0	0	7
2:00	0	0	0	0	2	4	3	0	0	0	0	0	0	9
2:15	0	0	0	0	0	1	1	0	1	0	0	0	0	3
2:30	0	0	0	0	0	0	0	0	0	1	0	0	0	1
2:45	0	0	0	0	0	0	1	2	1	0	0	0	0	4
3:00	0	0	0	1	1	2	2	1	1	0	0	0	0	8
3:15	0	0	0	1	1	1	0	3	0	1	0	0	0	7
3:30	0	0	0	1	0	3	1	0	0	0	0	0	0	5
3:45	0	0	0	1	2	1	1	0	2	0	0	0	0	7
4:00	0	0	0	0	0	3	1	0	2	0	0	0	0	6
4:15	0	0	0	0	0	1	0	1	0	0	0	0	0	2
4:30	0	0	0	0	0	0	1	0	0	0	0	0	0	1
4:45	0	0	0	0	0	1	3	0	0	1	0	0	0	5
5:00	0	0	0	1	0	1	1	3	1	0	0	0	0	7
5:15	0	0	0	1	2	5	6	4	1	0	0	0	0	19
5:30	0	0	0	0	4	6	8	2	0	0	0	0	0	20
5:45	0	0	0	0	2	4	6	7	2	0	0	0	0	21
6:00	1	0	0	0	3	7	9	3	1	0	0	0	0	24
6:15	0	0	1	1	5	8	20	3	1	1	0	0	0	40
6:30	0	1	0	1	5	14	12	4	0	0	0	0	0	37
6:45	1	0	1	2	3	16	22	3	5	0	0	0	0	53
7:00	0	0	0	3	2	22	18	9	2	0	0	0	0	56
7:15	0	0	0	3	12	27	23	6	0	0	0	0	0	71
7:30	0	6	6	12	18	29	11	9	2	0	0	0	0	93
7:45	2	1	21	32	31	30	17	2	1	0	0	0	0	137
8:00	1	4	6	11	22	27	21	7	1	1	0	0	0	101
8:15	0	5	6	20	41	38	31	4	0	0	0	0	0	145
8:30	0	0	3	7	36	48	34	7	2	0	0	0	0	137
8:45	3	3	4	8	34	64	25	11	1	0	1	0	0	154
9:00	1	8	13	13	22	48	28	12	6	0	0	0	0	151
9:15	0	0	4	3	20	66	31	10	1	2	0	0	0	137
9:30	1	1	3	16	31	42	35	9	1	0	0	0	0	139
9:45	4	9	10	17	34	62	20	4	0	0	0	0	0	160
10:00	0	3	2	8	47	59	38	6	0	0	0	0	0	163
10:15	1	6	10	17	31	49	24	7	1	0	0	0	0	146
10:30	5	11	5	12	46	46	15	4	0	0	0	0	0	144
10:45	1	1	5	34	50	57	23	2	3	0	0	0	0	176
11:00	5	8	6	21	49	38	22	11	3	1	0	0	0	164
11:15	10	12	28	31	31	39	20	5	2	0	0	0	0	178
11:30	8	7	14	38	52	58	24	6	2	0	0	0	0	209
11:45	3	9	13	41	60	45	18	4	1	0	0	0	0	194
12:00 PM	4	15	23	24	51	40	19	8	2	0	0	0	0	186
12:15	4	4	17	33	40	47	42	10	2	0	0	0	0	199
12:30	5	1	5	16	47	79	30	6	0	1	1	0	0	191
12:45	1	6	20	44	53	65	22	8	1	0	0	0	0	220
13:00	3	5	15	22	40	66	36	6	0	0	0	0	0	193
13:15	6	3	12	31	64	50	29	4	1	0	0	0	0	200
13:30	5	0	13	39	75	63	26	6	2	0	0	0	0	229
13:45	10	21	23	38	48	52	20	4	2	0	0	0	0	218
14:00	0	4	13	22	64	73	29	7	1	0	0	0	0	213
14:15	20	15	29	39	72	45	13	7	0	1	0	0	0	241
14:30	1	4	25	44	63	60	25	4	0	0	0	0	0	226
14:45	0	5	9	22	69	73	33	9	3	0	0	0	0	223
15:00	8	17	24	40	70	49	15	3	2	0	0	0	0	228
15:15	2	0	11	38	66	71	22	12	0	0	1	0	0	223
15:30	0	2	6	23	68	76	31	12	0	0	0	0	0	218
15:45	1	2	13	34	101	66	21	7	2	0	0	0	0	247
16:00	1	6	14	50	74	70	17	8	1	0	0	0	0	241
16:15	8	11	14	37	71	67	35	3	0	0	0	0	0	246
16:30	2	7	14	40	50	64	30	4	1	0	0	0	0	212
16:45	3	8	15	56	73	58	13	3	0	0	0	0	0	229
17:00	15	20	30	31	52	80	27	3	1	0	0	0	0	259
17:15	4	12	23	45	82	57	30	9	0	0	0	0	0	262
17:30	9	8	23	32	91	83	19	10	1	0	0	0	0	276
17:45	11	12	17	28	79	50	17	6	0	0	0	0	0	220
18:00	1	6	15	36	77	70	31	2	3	0	0	0	0	241
18:15	9	4	8	24	71	71	37	15	1	0	0	0	0	240
18:30	1	3	8	14	80	79	22	11	0	0	0	0	0	218
18:45	0	1	7	13	86	69	30	7	1	1	0	0	0	215
19:00	5	6	9	16	72	78	30	7	0	0	0	0	0	223
19:15	5	7	5	10	57	66	36	8	1	0	0	0	0	195
19:30	0	0	1	23	74	51	18	3	0	0	0	0	0	170
19:45	1	0	0	14	42	71	24	6	2	0	0	0	0	160
20:00	0	2	1	8	28	74	25	7	3	1	0	0	0	149
20:15	0	0	0	1	26	46	31	9	2	0	0	0	0	115
20:30	0	0	2	2	19	49	28	12	0	0	0	0	0	112
20:45	0	1	1	4	23	45	27	7	1	2	0	0	0	111
21:00	0	0	0	1	17	40	31	8	2	0	1	0	0	100
21:15	0	1	2	5	21	31	16	5	0	0	0	0	0	81
21:30	0	0	0	2	18	41	18	6	1	0	0	0	0	86
21:45	1	0	0	0	14	35	24	8	0	0	0	0	0	82
22:00	0	0	0	2	14	30	20	12	7	0	0	0	0	85
22:15	0	1	3	1	2	29	16	9	0	0	0	0	0	61
22:30	0	0	0	1	5	7	9	4	0	1	0	0	0	27
22:45	0	0	0	3	4	10	10	8	0	0	0	0	0	35
23:00	0	0	1	1	3	8	11	8	2	0	0	0	0	34
23:15	0	0	0	0	5	9	10	4	1	0	0	0	0	29
23:30	0	0	0	1	8	10	16	10	1	1	0	0	0	47
23:45	0	0	0	4	0	7	11	3	3	1	0	0	0	29
Totals	194	316	632	1372	3036	3533	1733	523	108	18	5			11470
% of Totals	2%	3%	6%	12%	26%	31%	15%	5%	1%	0%	0%			100%

AM Volumes	48	96	161	358	707	1003	601	185	55	9	2	0	0	3225
% AM	0%	1%	1%	3%	6%	9%	5%	2%	0%	0%	0%			28%
AM Peak Hour	11:00	11:15	11:15	11:30	11:30	9:15	9:15	8:45	8:30	2:30				11:30
Volume	26	43	78	136	203	229	124	42	10	2	1			788
PM Volumes	146	220	471	1014	2329	2530	1132	338	53	9	3	0	0	8245
% PM	1%	2%	4%	9%	20%	22%	10%	3%	0%	0%	0%			72%
PM Peak Hour	17:00	17:00	17:00	16:00	17:15	18:15	12:15	18:15	21:15	20:00	12:00			16:45
Volume	39	52	93	183	329	297	130	40	8	3	1			1026

Directional Peak Periods	AM 7-9			NOON 12-2			PM 4-6			Off Peak Volumes		
All Classes	Volume	⟷	%	Volume	⟷	%	Volume	⟷	%	Volume	⟷	%
	894		8%	1636		14%	1945		17%	6995		61%

Street Name	Direction	Percentiles					
		15th	50th	Average	85th	95th	ADT
W Olive Ave	East Bound	27	35	35	42	46	11470
W Olive Ave	West Bound	30	37	37	45	49	11596

Prepared by National Data & Surveying Services

SPEED

W Olive Ave Bet. N Griffith Park Dr & S Virginia Ave

Day: Tuesday
Date: 1/17/2023

City: Burbank
Project #: CA23_020030_025w

West Bound

Time	< 15	15 - 19	20 - 24	25 - 29	30 - 34	35 - 39	40 - 44	45 - 49	50 - 54	55 - 59	60 - 64	65 - 69	70 +	Total
0:00 AM	1	1	0	4	1	4	7	7	0	0	0	0	0	25
0:15	1	0	0	0	1	3	7	3	4	1	0	0	0	20
0:30	0	0	0	1	0	2	2	5	2	3	0	0	0	15
0:45	0	0	0	0	1	0	3	2	3	1	0	1	0	11
1:00	0	0	1	0	0	2	2	7	0	0	0	0	0	12
1:15	0	0	0	0	0	3	1	1	1	0	1	0	0	7
1:30	0	1	1	0	1	3	1	4	2	0	0	0	0	13
1:45	0	0	0	1	1	6	1	2	0	2	0	0	0	13
2:00	0	0	0	0	0	2	1	1	0	0	0	0	0	4
2:15	0	0	0	0	1	2	5	0	0	0	0	0	0	8
2:30	0	0	0	0	1	0	2	0	2	1	0	0	0	6
2:45	0	0	0	2	1	0	2	1	0	1	1	0	0	8
3:00	0	0	0	0	0	1	1	1	0	1	0	0	0	4
3:15	0	0	0	0	1	2	1	2	1	0	0	0	0	7
3:30	0	0	0	1	0	1	1	2	0	0	0	0	0	5
3:45	0	0	0	0	0	0	2	0	3	1	0	0	0	6
4:00	0	0	0	0	0	1	1	2	2	1	0	0	0	7
4:15	0	0	0	1	0	1	4	3	1	2	0	0	0	12
4:30	0	0	0	0	0	1	3	3	1	0	0	0	0	8
4:45	0	0	0	0	1	3	1	5	5	2	0	0	0	17
5:00	0	0	0	0	1	0	8	8	3	3	2	0	0	25
5:15	0	0	0	0	2	6	7	11	3	1	0	0	0	30
5:30	0	0	0	0	3	3	12	9	7	3	0	0	0	37
5:45	0	0	1	0	2	7	16	12	5	2	0	0	0	45
6:00	0	1	0	1	2	9	22	19	7	2	1	0	0	64
6:15	0	0	0	1	3	11	13	14	5	1	0	0	0	48
6:30	0	1	1	2	9	17	28	11	8	0	0	0	0	77
6:45	0	1	3	4	7	24	28	19	7	0	1	0	0	94
7:00	0	1	0	4	6	25	36	34	3	1	0	0	0	110
7:15	0	2	3	8	21	38	42	19	0	1	0	0	0	134
7:30	0	1	6	5	36	51	44	29	3	0	0	0	0	175
7:45	4	5	12	17	40	46	31	10	2	0	0	0	0	167
8:00	0	0	7	15	39	70	52	16	3	0	0	0	0	202
8:15	4	10	25	35	58	67	34	12	3	1	0	0	0	249
8:30	0	3	12	18	45	67	44	15	5	3	0	0	0	212
8:45	1	4	11	14	44	59	37	24	5	1	0	0	0	200
9:00	0	1	2	5	21	53	41	23	5	4	0	0	0	155
9:15	0	0	1	8	30	47	48	23	5	1	0	0	0	163
9:30	0	1	1	7	17	57	41	22	5	3	0	0	0	154
9:45	0	0	5	19	29	38	40	20	5	0	0	0	0	156
10:00	0	0	3	15	36	62	48	23	2	0	2	0	0	191
10:15	0	3	4	11	27	53	38	16	1	0	0	0	0	153
10:30	0	0	18	20	23	56	34	10	9	0	0	0	0	170
10:45	0	2	11	11	35	50	47	9	3	1	0	0	0	169
11:00	0	2	4	21	29	48	42	14	2	1	1	0	0	164
11:15	0	0	5	17	27	47	34	23	5	0	0	0	0	158
11:30	0	0	1	8	24	59	49	18	5	0	0	0	0	164
11:45	1	1	2	8	45	44	49	14	3	4	0	0	0	171
12:00 PM	1	3	6	28	32	49	43	24	9	2	1	0	0	198
12:15	0	1	8	22	50	52	44	26	4	0	0	0	0	207
12:30	0	0	1	7	33	75	46	20	5	0	0	0	0	187
12:45	1	4	4	16	36	59	49	16	1	2	1	0	0	189
13:00	1	0	7	22	42	75	48	13	4	1	0	0	0	213
13:15	0	0	5	22	47	59	48	16	7	0	0	0	0	204
13:30	0	1	10	29	53	68	30	16	1	0	0	0	0	208
13:45	0	0	19	34	48	43	33	11	2	0	0	0	0	190
14:00	0	2	15	28	38	51	27	16	4	0	0	0	0	181
14:15	7	12	30	41	54	35	21	3	0	0	0	0	0	203
14:30	0	3	16	67	73	46	11	3	0	0	0	0	0	219
14:45	0	0	8	34	49	51	24	6	2	1	1	0	0	176
15:00	4	7	14	28	45	51	23	10	2	1	0	0	0	185
15:15	0	1	6	11	48	55	21	14	2	1	0	0	0	159
15:30	2	2	22	30	49	48	19	10	3	0	0	0	0	185
15:45	0	4	12	25	74	46	16	10	3	0	0	0	0	190
16:00	1	15	22	36	52	43	21	6	4	0	0	0	0	200
16:15	0	6	38	35	49	50	21	4	2	0	0	0	0	205
16:30	1	6	14	37	69	52	29	4	1	0	0	0	0	213
16:45	0	1	9	24	72	46	35	15	2	0	1	0	0	205
17:00	0	1	22	53	72	49	28	11	0	1	0	0	0	237
17:15	1	9	13	26	80	67	36	11	0	0	0	0	0	243
17:30	0	1	9	30	34	78	39	13	7	1	0	0	0	212
17:45	0	0	7	15	43	69	40	10	1	0	0	0	0	185
18:00	0	2	4	31	60	56	36	13	1	0	0	0	0	203
18:15	0	0	3	13	54	73	33	17	3	0	0	0	0	196
18:30	0	1	6	17	36	57	49	9	3	1	0	0	0	179
18:45	0	3	3	6	27	66	45	10	3	1	0	0	0	164
19:00	0	0	4	14	35	75	42	9	7	2	0	0	0	188
19:15	0	0	1	10	21	57	37	19	2	1	1	0	0	149
19:30	0	1	4	6	34	69	42	12	0	0	0	0	0	168
19:45	0	1	0	5	20	52	28	14	2	0	0	0	0	122
20:00	0	0	1	10	30	58	37	14	0	0	0	0	0	150
20:15	0	1	1	11	24	44	40	13	4	0	0	0	0	138
20:30	0	0	1	1	11	36	49	12	3	0	1	0	0	114
20:45	0	0	0	2	13	50	39	19	10	1	1	0	0	135
21:00	0	0	1	3	15	34	41	18	7	3	0	0	0	122
21:15	0	0	2	1	9	31	44	17	2	1	1	0	0	108
21:30	0	0	1	1	16	39	46	14	6	0	0	0	0	123
21:45	0	0	1	5	6	26	24	6	4	2	0	0	0	74
22:00	0	0	0	2	13	21	20	16	8	3	0	0	0	83
22:15	0	0	0	1	0	25	31	17	5	0	0	0	0	79
22:30	0	0	0	0	3	30	25	13	5	1	0	0	0	77
22:45	0	0	0	0	3	11	17	11	4	2	1	0	0	49
23:00	0	0	0	0	4	8	11	10	2	1	0	0	0	36
23:15	0	0	3	0	1	11	9	10	1	1	0	0	0	36
23:30	0	0	0	0	4	5	13	4	3	0	0	0	0	29
23:45	0	0	0	1	1	9	13	8	2	1	0	0	0	35
Totals	31	129	493	1124	2351	3411	2536	1121	299	80	18	1		11596
% of Totals	0%	1%	4%	10%	20%	29%	22%	10%	3%	1%	0%	0%		100%

AM Volumes	12	41	140	284	671	1151	1013	528	146	49	9	1	0	4045
% AM	0%	0%	1%	2%	6%	10%	9%	5%	1%	0%	0%	0%		35%
AM Peak Hour	7:30	7:45	7:45	7:45	8:00	8:00	11:30	6:45	6:00	4:45	4:15			8:00
Volume	8	18	56	85	186	263	185	101	27	9	2	1		863
PM Volumes	19	88	353	840	1682	2260	1523	593	153	31	9	0	0	7551
% PM	0%	1%	3%	7%	15%	19%	13%	5%	1%	0%	0%			65%
PM Peak Hour	14:15	15:45	15:30	13:45	16:30	17:30	12:30	12:00	20:45	21:00	20:30			16:30
Volume	11	31	94	170	293	276	191	86	25	6	3			898

Directional Peak Periods	AM 7-9			NOON 12-2			PM 4-6			Off Peak Volumes		
All Classes	Volume	⟷	%	Volume	⟷	%	Volume	⟷	%	Volume	⟷	%
	1449		12%	1596		14%	1700		15%	6851		59%

Street Name	Direction	Percentiles					
		15th	50th	Average	85th	95th	ADT
W Olive Ave	East Bound	27	35	35	42	46	11470
W Olive Ave	West Bound	30	37	37	45	49	11596

Prepared by National Data & Surveying Services

SPEED

W Olive Ave Bet. N Griffith Park Dr & S Virginia Ave

Day: Tuesday
Date: 1/17/2023

City: Burbank
Project #: CA23_020030_025

Summary

Time	< 15	15 - 19	20 - 24	25 - 29	30 - 34	35 - 39	40 - 44	45 - 49	50 - 54	55 - 59	60 - 64	65 - 69	70 +	Total
0:00 AM	2	1	0	4	1	9	11	10	2	0	1	0	0	41
0:15	1	0	0	1	1	5	11	5	4	1	0	0	0	29
0:30	0	0	0	1	0	8	5	7	2	3	0	0	0	26
0:45	0	0	0	0	1	4	5	4	3	1	0	1	0	19
1:00	0	0	1	0	3	4	3	10	3	1	0	0	0	25
1:15	0	0	0	0	0	10	3	2	2	0	1	0	0	18
1:30	0	2	1	0	6	7	6	4	3	0	0	0	0	29
1:45	0	0	0	1	1	7	5	3	1	2	0	0	0	20
2:00	0	0	0	0	2	6	4	1	0	0	0	0	0	13
2:15	0	0	0	0	1	3	6	0	1	0	0	0	0	11
2:30	0	0	0	0	1	0	2	0	2	2	0	0	0	7
2:45	0	0	0	2	1	0	3	3	1	1	1	0	0	12
3:00	0	0	0	1	1	3	3	2	1	1	0	0	0	12
3:15	0	0	0	1	2	3	1	5	1	1	0	0	0	14
3:30	0	0	0	2	0	4	2	2	0	0	0	0	0	10
3:45	0	0	0	1	2	1	3	0	5	1	0	0	0	13
4:00	0	0	0	0	0	4	2	2	4	1	0	0	0	13
4:15	0	0	0	1	0	2	4	4	1	2	0	0	0	14
4:30	0	0	0	0	0	1	4	3	1	0	0	0	0	9
4:45	0	0	0	0	1	4	4	5	5	3	0	0	0	22
5:00	0	0	0	1	1	1	9	11	4	3	2	0	0	32
5:15	0	0	0	1	4	11	13	15	4	1	0	0	0	49
5:30	0	0	0	0	7	9	20	11	7	3	0	0	0	57
5:45	0	0	1	0	4	11	22	19	7	2	0	0	0	66
6:00	1	1	0	1	5	16	31	22	8	2	1	0	0	88
6:15	0	0	1	2	8	19	33	17	6	2	0	0	0	88
6:30	0	2	1	3	14	31	40	15	8	0	0	0	0	114
6:45	1	1	4	6	10	40	50	22	12	0	1	0	0	147
7:00	0	1	0	7	8	47	54	43	5	1	0	0	0	166
7:15	0	2	3	11	33	65	65	25	0	1	0	0	0	205
7:30	0	7	12	17	54	80	55	38	5	0	0	0	0	268
7:45	6	6	33	49	71	76	48	12	3	0	0	0	0	304
8:00	1	4	13	26	61	97	73	23	4	1	0	0	0	303
8:15	4	15	31	55	99	105	65	16	3	1	0	0	0	394
8:30	0	3	15	25	81	115	78	22	7	3	0	0	0	349
8:45	4	7	15	22	78	123	62	35	6	1	1	0	0	354
9:00	1	9	15	18	43	101	69	35	11	4	0	0	0	306
9:15	0	0	5	11	50	113	79	33	6	3	0	0	0	300
9:30	1	2	4	23	48	99	76	31	6	3	0	0	0	293
9:45	4	9	15	36	63	100	60	24	5	0	0	0	0	316
10:00	0	3	5	23	83	121	86	29	2	0	2	0	0	354
10:15	1	9	14	28	58	102	62	23	2	0	0	0	0	299
10:30	5	11	23	32	69	102	49	14	9	0	0	0	0	314
10:45	1	3	16	45	85	107	70	11	6	1	0	0	0	345
11:00	5	10	10	42	78	86	64	25	5	2	1	0	0	328
11:15	10	12	33	48	58	86	54	28	7	0	0	0	0	336
11:30	8	7	15	46	76	117	73	24	7	0	0	0	0	373
11:45	4	10	15	49	105	89	67	18	4	4	0	0	0	365
12:00 PM	5	18	29	52	83	89	62	32	11	2	1	0	0	384
12:15	4	5	25	55	90	99	86	36	6	0	0	0	0	406
12:30	5	1	6	23	80	154	76	26	5	1	1	0	0	378
12:45	2	10	24	60	89	124	71	24	2	2	1	0	0	409
13:00	4	5	22	44	82	141	84	19	4	1	0	0	0	406
13:15	6	3	17	53	111	109	77	20	8	0	0	0	0	404
13:30	5	1	23	68	128	131	56	22	3	0	0	0	0	437
13:45	10	21	42	72	96	95	53	15	4	0	0	0	0	408
14:00	0	6	28	50	102	124	56	23	5	0	0	0	0	394
14:15	27	27	59	80	126	80	34	10	0	1	0	0	0	444
14:30	1	7	41	111	136	106	36	7	0	0	0	0	0	445
14:45	0	5	17	56	118	124	57	15	5	1	1	0	0	399
15:00	12	24	38	68	115	100	38	13	4	1	0	0	0	413
15:15	2	1	17	49	114	126	43	26	2	1	1	0	0	382
15:30	2	4	28	53	117	124	50	22	3	0	0	0	0	403
15:45	1	6	25	59	175	112	37	17	5	0	0	0	0	437
16:00	2	21	36	86	126	113	38	14	5	0	0	0	0	441
16:15	8	17	52	72	120	117	56	7	2	0	0	0	0	451
16:30	3	13	28	77	119	116	59	8	2	0	0	0	0	425
16:45	3	9	24	80	145	104	48	18	2	0	1	0	0	434
17:00	15	21	52	84	124	129	55	14	1	1	0	0	0	496
17:15	5	21	36	71	162	124	66	20	0	0	0	0	0	505
17:30	9	9	32	62	125	161	58	23	8	1	0	0	0	488
17:45	11	12	24	43	122	119	57	16	1	0	0	0	0	405
18:00	1	8	19	67	137	126	67	15	4	0	0	0	0	444
18:15	9	4	11	37	125	144	70	32	4	0	0	0	0	436
18:30	1	4	14	31	116	136	71	20	3	1	0	0	0	397
18:45	0	4	10	19	113	135	75	17	4	2	0	0	0	379
19:00	5	6	13	30	107	153	72	16	7	2	0	0	0	411
19:15	5	7	6	20	78	123	73	27	3	1	1	0	0	344
19:30	0	1	5	29	108	120	60	15	0	0	0	0	0	338
19:45	1	1	0	19	62	123	52	20	4	0	0	0	0	282
20:00	0	2	2	18	58	132	62	21	3	1	0	0	0	299
20:15	0	1	1	12	50	90	71	22	6	0	0	0	0	253
20:30	0	0	3	3	30	85	77	24	3	0	1	0	0	226
20:45	0	1	1	6	36	95	66	26	11	3	1	0	0	246
21:00	0	0	1	4	32	74	72	26	9	3	1	0	0	222
21:15	0	1	4	6	30	62	60	22	2	1	1	0	0	189
21:30	0	0	1	3	34	80	64	20	7	0	0	0	0	209
21:45	1	0	1	5	20	61	48	14	4	2	0	0	0	156
22:00	0	0	0	4	27	51	40	28	15	3	0	0	0	168
22:15	0	1	3	2	2	54	47	26	5	0	0	0	0	140
22:30	0	0	0	1	8	37	34	17	5	2	0	0	0	104
22:45	0	0	0	3	7	21	27	19	4	2	1	0	0	84
23:00	0	0	1	1	7	16	22	18	4	1	0	0	0	70
23:15	0	0	3	0	6	20	19	14	2	1	0	0	0	65
23:30	0	0	0	1	12	15	29	14	4	1	0	0	0	76
23:45	0	0	0	5	1	16	24	11	5	2	0	0	0	64
Totals	225	445	1125	2496	5389	6944	4269	1644	407	58	23	1		23065
% of Totals	1%	2%	5%	11%	23%	30%	19%	7%	2%	0%	0%	0%		100%

AM Volumes	60	137	301	642	1378	2154	1614	713	201	58	11	1	0	7270
% AM	0%	1%	1%	3%	6%	9%	7%	3%	1%	0%	0%	0%		32%
AM Peak Hour	11:00	11:15	7:45	11:30	11:45	8:30	9:15	8:45	6:00	8:30	4:15			11:45
Volume	27	47	92	202	358	452	301	134	34	11	2	1		1533
PM Volumes	165	308	824	1854	4011	4790	2655	931	206	40	12	0	0	15796
% PM	1%	1%	4%	8%	17%	21%	12%	4%	1%	0%	0%			68%
PM Peak Hour	13:30	16:30	13:45	14:15	16:45	18:15	12:15	12:00	21:30	20:30	20:30			16:45
Volume	42	64	170	315	556	568	317	118	31	7	4			1923

Directional Peak Periods	AM 7-9			NOON 12-2			PM 4-6			Off Peak Volumes		
All Classes	Volume	⟷	%	Volume	⟷	%	Volume	⟷	%	Volume	⟷	%
	2343		10%	3232		14%	3645		16%	13846		60%

Street Name	Direction	Percentiles					
		15th	50th	Average	85th	95th	ADT
W Olive Ave	Summary	28	36	36	43	48	23066

Prepared by National Data & Surveying Services

SPEED

W Olive Ave Bet. N Griffith Park Dr & S Virginia Ave

Day: Tuesday
Date: 1/17/2023

City: Burbank
Project #: CA23_020030_025e

East Bound

Time	< 15	15 - 19	20 - 24	25 - 29	30 - 34	35 - 39	40 - 44	45 - 49	50 - 54	55 - 59	60 - 64	65 - 69	70 +	Total
0:00 AM	1	0	0	1	0	17	13	9	2	0	1	0	0	**44**
1:00	0	1	0	0	8	14	12	5	6	1	0	0	0	**47**
2:00	0	0	0	0	2	5	5	2	2	1	0	0	0	**17**
3:00	0	0	0	4	4	7	4	4	3	1	0	0	0	**27**
4:00	0	0	0	0	0	5	5	1	2	1	0	0	0	**14**
5:00	0	0	0	2	8	16	21	16	4	0	0	0	0	**67**
6:00	2	1	2	4	16	45	63	13	7	1	0	0	0	**154**
7:00	2	7	27	50	63	108	69	26	5	0	0	0	0	**357**
8:00	4	12	19	46	133	177	111	29	4	1	1	0	0	**537**
9:00	6	18	30	49	107	218	114	35	8	2	0	0	0	**587**
10:00	7	21	22	71	174	211	100	19	4	0	0	0	0	**629**
11:00	26	36	61	131	192	180	84	26	8	1	0	0	0	**745**
12:00 PM	14	26	65	117	191	231	113	32	5	1	1	0	0	**796**
13:00	24	29	63	130	227	231	111	20	5	0	0	0	0	**840**
14:00	21	28	76	127	268	251	100	27	4	1	0	0	0	**903**
15:00	11	21	54	135	305	262	89	34	4	0	1	0	0	**916**
16:00	14	32	57	183	268	259	95	18	2	0	0	0	0	**928**
17:00	39	52	93	136	304	270	93	28	2	0	0	0	0	**1017**
18:00	11	14	38	87	314	289	120	35	5	1	0	0	0	**914**
19:00	11	13	15	63	245	266	108	24	3	0	0	0	0	**748**
20:00	0	3	4	15	96	214	111	35	6	3	0	0	0	**487**
21:00	1	1	2	8	70	147	89	27	3	0	1	0	0	**349**
22:00	0	1	3	7	25	76	55	33	7	1	0	0	0	**208**
23:00	0	0	1	6	16	34	48	25	7	2	0	0	0	**139**
Totals	194	316	632	1372	3036	3533	1733	523	108	18	5			11470
% of Totals	2%	3%	6%	12%	26%	31%	15%	5%	1%	0%	0%			100%

AM Volumes	48	96	161	358	707	1003	601	185	55	9	2	0	0	3225
% AM	0%	1%	1%	3%	6%	9%	5%	2%	0%	0%	0%			28%
AM Peak Hour	11:00	11:00	11:00	11:00	11:00	9:00	9:00	9:00	9:00	9:00				11:00
Volume	26	36	61	131	192	218	114	35	8	2	1			745
PM Volumes	146	220	471	1014	2329	2530	1132	338	53	9	3	0	0	8245
% PM	1%	2%	4%	9%	20%	22%	10%	3%	0%	0%	0%			72%
PM Peak Hour	17:00	17:00	17:00	16:00	18:00	18:00	18:00	18:00	22:00	20:00	12:00			17:00
Volume	39	52	93	183	314	289	120	35	7	3	1			1017

Directional Peak Periods	**AM 7-9**			**NOON 12-2**			**PM 4-6**			**Off Peak Volumes**		
All Speeds	Volume		%	Volume		%	Volume		%	Volume		%
	894	↔	8%	1636	↔	14%	1945	↔	17%	6995	↔	61%

Street Name	Direction	Percentiles					
		15th	50th	Average	85th	95th	ADT
W Olive Ave	East Bound	27	35	35	42	46	11470
W Olive Ave	West Bound	30	37	37	45	49	11596

Prepared by National Data & Surveying Services

SPEED

W Olive Ave Bet. N Griffith Park Dr & S Virginia Ave

Day: Tuesday
Date: 1/17/2023

City: Burbank
Project #: CA23_020030_025w

West Bound

Time	< 15	15 - 19	20 - 24	25 - 29	30 - 34	35 - 39	40 - 44	45 - 49	50 - 54	55 - 59	60 - 64	65 - 69	70 +	Total
0:00 AM	2	1	0	5	3	9	19	17	9	5	0	1	0	**71**
1:00	0	1	2	1	2	14	5	14	3	2	1	0	0	**45**
2:00	0	0	0	2	3	4	10	2	2	2	1	0	0	**26**
3:00	0	0	0	1	1	4	5	5	4	2	0	0	0	**22**
4:00	0	0	0	1	1	6	9	13	9	5	0	0	0	**44**
5:00	0	0	1	0	8	16	43	40	18	9	2	0	0	**137**
6:00	0	3	4	8	21	61	91	63	27	3	2	0	0	**283**
7:00	4	9	21	34	103	160	153	92	8	2	0	0	0	**586**
8:00	5	17	55	82	186	263	167	67	16	5	0	0	0	**863**
9:00	0	2	9	39	97	195	170	88	20	8	0	0	0	**628**
10:00	0	5	36	57	121	221	167	58	15	1	2	0	0	**683**
11:00	1	3	12	54	125	198	174	69	15	5	1	0	0	**657**
12:00 PM	2	8	19	73	151	235	182	86	19	4	2	0	0	**781**
13:00	1	1	41	107	190	245	159	56	14	1	0	0	0	**815**
14:00	7	17	69	170	214	183	83	28	6	1	1	0	0	**779**
15:00	6	14	54	94	216	200	79	44	10	2	0	0	0	**719**
16:00	2	28	83	132	242	191	106	29	9	0	1	0	0	**823**
17:00	1	11	51	124	229	263	143	45	8	2	0	0	0	**877**
18:00	0	6	16	67	177	252	163	49	10	2	0	0	0	**742**
19:00	0	2	9	35	110	253	149	54	11	3	1	0	0	**627**
20:00	0	1	3	24	78	188	165	58	17	1	2	0	0	**537**
21:00	0	0	5	10	46	130	155	55	19	6	1	0	0	**427**
22:00	0	0	0	3	19	87	93	57	22	6	1	0	0	**288**
23:00	0	0	3	1	10	33	46	32	8	3	0	0	0	**136**
Totals	**31**	**129**	**493**	**1124**	**2353**	**3411**	**2536**	**1121**	**299**	**80**	**18**	**1**		**11596**
% of Totals	0%	1%	4%	10%	20%	29%	22%	10%	3%	1%	0%	0%		100%

AM Volumes	12	41	140	284	671	1151	1013	528	146	49	9	1	0	4045
% AM	0%	0%	1%	2%	6%	10%	9%	5%	1%	0%	0%	0%		35%
AM Peak Hour	8:00	8:00	8:00	8:00	8:00	8:00	11:00	7:00	6:00	5:00	5:00			8:00
Volume	5	17	55	82	186	263	174	92	27	9	2	1		863
PM Volumes	19	88	353	840	1682	2260	1523	593	153	31	9	0	0	7551
% PM	0%	1%	3%	7%	15%	19%	13%	5%	1%	0%	0%			65%
PM Peak Hour	14:00	16:00	16:00	14:00	16:00	17:00	12:00	12:00	22:00	21:00	12:00			17:00
Volume	7	28	83	170	242	263	182	86	22	6	2			877

Directional Peak Periods	**AM 7-9**			**NOON 12-2**			**PM 4-6**			**Off Peak Volumes**		
All Speeds	Volume		%	Volume		%	Volume		%	Volume		%
	1449	↔	12%	1596	↔	14%	1700	↔	15%	6851	↔	59%

Street Name	Direction	Percentiles					
		15th	50th	Average	85th	95th	ADT
W Olive Ave	East Bound	27	35	35	42	46	11470
W Olive Ave	West Bound	30	37	37	45	49	11596

Prepared by National Data & Surveying Services

SPEED

W Olive Ave Bet. N Griffith Park Dr & S Virginia Ave

Day: Tuesday
Date: 1/17/2023

City: Burbank
Project #: CA23_020030_025

Summary

Time	< 15	15 - 19	20 - 24	25 - 29	30 - 34	35 - 39	40 - 44	45 - 49	50 - 54	55 - 59	60 - 64	65 - 69	70 +	Total
0:00 AM	3	1	0	6	3	26	32	26	11	5	1	1	0	**115**
1:00	0	2	2	1	10	28	17	19	9	3	1	0	0	**92**
2:00	0	0	0	2	5	9	15	4	4	3	1	0	0	**43**
3:00	0	0	0	5	5	11	9	9	7	3	0	0	0	**49**
4:00	0	0	0	1	1	11	14	14	11	6	0	0	0	**58**
5:00	0	0	1	2	16	32	64	56	22	9	2	0	0	**204**
6:00	2	4	6	12	37	106	154	76	34	4	2	0	0	**437**
7:00	6	16	48	84	166	268	222	118	13	2	0	0	0	**943**
8:00	9	29	74	128	319	440	278	96	20	6	1	0	0	**1400**
9:00	6	20	39	88	204	413	284	123	28	10	0	0	0	**1215**
10:00	7	26	58	128	295	432	267	77	19	1	2	0	0	**1312**
11:00	27	39	73	185	317	378	258	95	23	6	1	0	0	**1402**
12:00 PM	16	34	84	190	342	466	295	118	24	5	3	0	0	**1577**
13:00	25	30	104	237	417	476	270	76	19	1	0	0	0	**1655**
14:00	28	45	145	297	482	434	183	55	10	2	1	0	0	**1682**
15:00	17	35	108	229	521	462	168	78	14	2	1	0	0	**1635**
16:00	16	60	140	315	510	450	201	47	11	0	1	0	0	**1751**
17:00	40	63	144	260	533	533	236	73	10	2	0	0	0	**1894**
18:00	11	20	54	154	491	541	283	84	15	3	0	0	0	**1656**
19:00	11	15	24	98	355	519	257	78	14	3	1	0	0	**1375**
20:00	0	4	7	39	174	402	276	93	23	4	2	0	0	**1024**
21:00	1	1	7	18	116	277	244	82	22	6	2	0	0	**776**
22:00	0	1	3	10	44	163	148	90	29	7	1	0	0	**496**
23:00	0	0	4	7	26	67	94	57	15	5	0	0	0	**275**
Totals	**225**	**445**	**1125**	**2496**	**5389**	**6944**	**4269**	**1644**	**407**	**98**	**23**	**1**		**23066**
% of Totals	1%	2%	5%	11%	23%	30%	19%	7%	2%	0%	0%	0%		100%

AM Volumes	60	137	301	642	1378	2154	1614	713	201	58	11	1	0	7270
% AM	0%	1%	1%	3%	6%	9%	7%	3%	1%	0%	0%	0%		32%
AM Peak Hour	11:00	11:00	8:00	11:00	8:00	8:00	9:00	9:00	6:00	9:00	5:00			11:00
Volume	27	39	74	185	319	440	284	123	34	10	2	1		1402
PM Volumes	165	308	824	1854	4011	4790	2655	931	206	40	12	0	0	15796
% PM	1%	1%	4%	8%	17%	21%	12%	4%	1%	0%	0%			68%
PM Peak Hour	17:00	17:00	14:00	16:00	17:00	18:00	12:00	12:00	22:00	22:00	12:00			17:00
Volume	40	63	145	315	533	541	295	118	29	7	3			1894

Directional Peak Periods	**AM 7-9**			**NOON 12-2**			**PM 4-6**			**Off Peak Volumes**		
All Speeds	Volume		%	Volume		%	Volume		%	Volume		%
	2343	↔	10%	3232	↔	14%	3645	↔	16%	13846	↔	60%

Street Name	Direction	Percentiles					
		15th	50th	Average	85th	95th	ADT
W Olive Ave	Summary	28	36	36	43	48	23066

ATTACHMENT 3 - 1730

Prepared by NDS/ATD

Prepared by National Data & Surveying Services

VOLUME

W Olive Ave Bet. N Griffith Park Dr & S Virginia Ave

Day: Tuesday
Date: 1/17/2023

City: Burbank
Project #: CA23_020030_025

DAILY TOTALS	NB	SB	EB	WB	Total
	0	0	11,470	11,596	23,066

AM Period	NB	SB	EB		WB		TOTAL		PM Period	NB	SB	EB		WB		TOTAL	
0:00	0	0	16		25		41		12:00	0	0	186		198		384	
0:15	0	0	9		20		29		12:15	0	0	199		207		406	
0:30	0	0	11		15		26		12:30	0	0	191		187		378	
0:45	0	0	8	44	11	71	19	115	12:45	0	0	220	796	189	781	409	1577
1:00	0	0	13		12		25		13:00	0	0	193		213		406	
1:15	0	0	11		7		18		13:15	0	0	200		204		404	
1:30	0	0	16		13		29		13:30	0	0	229		208		437	
1:45	0	0	7	47	13	45	20	92	13:45	0	0	218	840	190	815	408	1655
2:00	0	0	9		4		13		14:00	0	0	213		181		394	
2:15	0	0	3		8		11		14:15	0	0	241		203		444	
2:30	0	0	1		6		7		14:30	0	0	226		219		445	
2:45	0	0	4	17	8	26	12	43	14:45	0	0	223	903	176	779	399	1682
3:00	0	0	8		4		12		15:00	0	0	228		185		413	
3:15	0	0	7		7		14		15:15	0	0	223		159		382	
3:30	0	0	5		5		10		15:30	0	0	218		185		403	
3:45	0	0	7	27	6	22	13	49	15:45	0	0	247	916	190	719	437	1635
4:00	0	0	6		7		13		16:00	0	0	241		200		441	
4:15	0	0	2		12		14		16:15	0	0	246		205		451	
4:30	0	0	1		8		9		16:30	0	0	212		213		425	
4:45	0	0	5	14	17	44	22	58	16:45	0	0	229	928	205	823	434	1751
5:00	0	0	7		25		32		17:00	0	0	259		237		496	
5:15	0	0	19		30		49		17:15	0	0	262		243		505	
5:30	0	0	20		37		57		17:30	0	0	276		212		488	
5:45	0	0	21	67	45	137	66	204	17:45	0	0	220	1017	185	877	405	1894
6:00	0	0	24		64		88		18:00	0	0	241		203		444	
6:15	0	0	40		48		88		18:15	0	0	240		196		436	
6:30	0	0	37		77		114		18:30	0	0	218		179		397	
6:45	0	0	53	154	94	283	147	437	18:45	0	0	215	914	164	742	379	1656
7:00	0	0	56		110		166		19:00	0	0	223		188		411	
7:15	0	0	71		134		205		19:15	0	0	195		149		344	
7:30	0	0	93		175		268		19:30	0	0	170		168		338	
7:45	0	0	137	357	167	586	304	943	19:45	0	0	160	748	122	627	282	1375
8:00	0	0	101		202		303		20:00	0	0	149		150		299	
8:15	0	0	145		249		394		20:15	0	0	115		138		253	
8:30	0	0	137		212		349		20:30	0	0	112		114		226	
8:45	0	0	154	537	200	863	354	1400	20:45	0	0	111	487	135	537	246	1024
9:00	0	0	151		155		306		21:00	0	0	100		122		222	
9:15	0	0	137		163		300		21:15	0	0	81		108		189	
9:30	0	0	139		154		293		21:30	0	0	86		123		209	
9:45	0	0	160	587	156	628	316	1215	21:45	0	0	82	349	74	427	156	776
10:00	0	0	163		191		354		22:00	0	0	85		83		168	
10:15	0	0	146		153		299		22:15	0	0	61		79		140	
10:30	0	0	144		170		314		22:30	0	0	27		77		104	
10:45	0	0	176	629	169	683	345	1312	22:45	0	0	35	208	49	288	84	496
11:00	0	0	164		164		328		23:00	0	0	34		36		70	
11:15	0	0	178		158		336		23:15	0	0	29		36		65	
11:30	0	0	209		164		373		23:30	0	0	47		29		76	
11:45	0	0	194	745	171	657	365	1402	23:45	0	0	29	139	35	136	64	275
TOTALS				3225		4045		**7270**	**TOTALS**				8245		7551		**15796**
SPLIT %				44.4%		55.6%		**31.5%**	**SPLIT %**				52.2%		47.8%		**68.5%**

DAILY TOTALS	NB	SB	EB	WB	Total
	0	0	11,470	11,596	23,066

AM Peak Hour			11:30	8:00	**11:45**	**PM Peak Hour**			16:45	16:30	**16:45**
AM Pk Volume			788	863	**1533**	**PM Pk Volume**			1026	898	**1923**
Pk Hr Factor			0.943	0.866	**0.944**	**Pk Hr Factor**			0.929	0.924	**0.952**
7 - 9 Volume	0	0	894	1449	**2343**	**4 - 6 Volume**	0	0	1945	1700	**3645**
7 - 9 Peak Hour			8:00	8:00	**8:00**	**4 - 6 Peak Hour**			16:45	16:30	**16:45**
7 - 9 Pk Volume	0	0	537	863	**1400**	**4 - 6 Pk Volume**	0	0	1026	898	**1923**
Pk Hr Factor	0.000	0.000	0.872	0.866	**0.888**	**Pk Hr Factor**	0.000	0.000	0.929	0.924	**0.952**

Prepared by NDS/ATD

Project #: CA23_020030_025 **City:** Burbank

Location: W Olive Ave Bet. N Griffith Park Dr & S **Date:** 1/17/2023

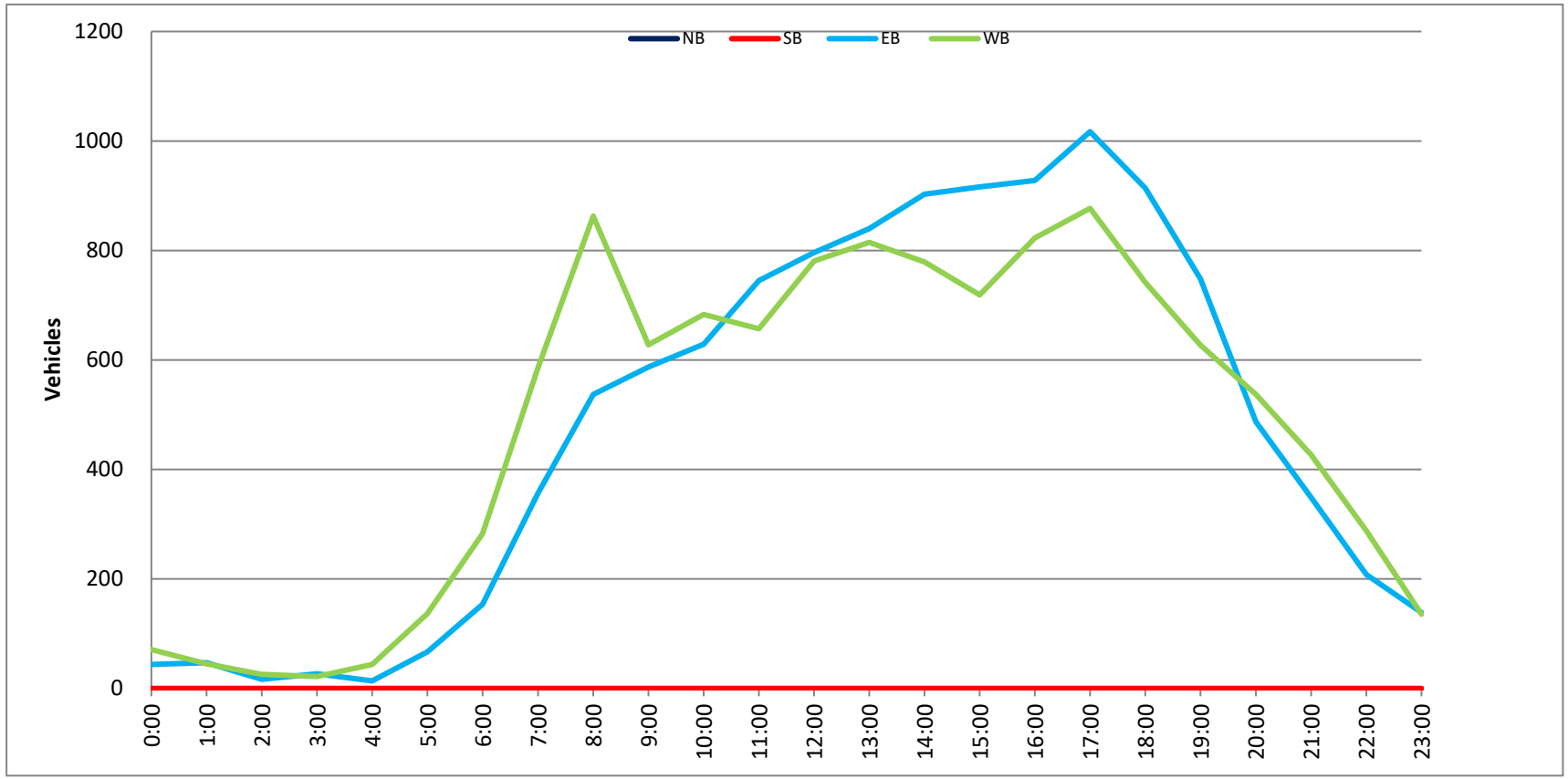

Prepared by National Data & Surveying Services

SPEED

W Olive Ave Bet. N Griffith Park Dr & S Virginia Ave

Day: Wednesday
Date: 1/18/2023

City: Burbank
Project #: CA23_020030_025e

East Bound

Time	< 15	15 - 19	20 - 24	25 - 29	30 - 34	35 - 39	40 - 44	45 - 49	50 - 54	55 - 59	60 - 64	65 - 69	70 +	Total
0:00 AM	0	0	0	1	1	7	3	5	0	1	0	0	0	18
0:15	0	0	0	0	4	4	8	7	0	0	0	0	0	23
0:30	0	0	0	0	1	4	2	2	1	0	0	0	0	10
0:45	0	0	1	0	1	5	5	4	0	0	0	0	0	16
1:00	0	1	0	1	0	4	2	3	1	0	0	0	0	12
1:15	0	0	0	1	2	3	2	1	0	0	0	0	0	9
1:30	0	0	0	0	0	3	1	1	0	0	0	0	0	5
1:45	0	0	0	0	0	2	2	0	1	1	0	0	0	6
2:00	0	0	0	0	0	3	2	2	0	0	0	0	0	7
2:15	0	0	0	0	1	0	4	1	1	0	0	0	0	7
2:30	0	0	0	0	0	2	3	1	2	0	0	0	0	8
2:45	2	0	0	0	0	1	0	0	0	0	0	0	0	3
3:00	0	0	0	0	0	2	0	0	0	0	0	0	0	2
3:15	0	0	0	0	1	1	0	0	1	0	0	0	0	3
3:30	0	0	0	0	1	3	4	0	0	0	0	0	0	8
3:45	0	0	0	0	1	0	1	1	0	0	0	0	0	3
4:00	0	0	0	0	0	1	5	0	1	1	0	0	0	8
4:15	0	0	0	0	1	2	0	0	0	0	0	0	0	3
4:30	0	0	0	0	2	1	1	0	0	0	0	0	0	4
4:45	0	0	0	1	0	2	1	2	0	0	0	0	0	6
5:00	0	0	0	2	5	2	1	2	0	0	0	0	0	12
5:15	0	0	0	1	2	6	3	4	5	0	0	0	0	21
5:30	0	0	0	1	0	9	5	3	2	0	0	0	0	20
5:45	0	0	0	0	4	3	5	5	0	0	0	0	0	17
6:00	0	0	0	0	4	5	4	8	1	0	0	0	0	22
6:15	0	1	0	0	7	11	15	4	1	0	0	0	0	39
6:30	0	0	0	2	3	12	13	3	1	0	0	0	0	34
6:45	0	0	0	2	12	23	16	12	4	0	0	0	0	69
7:00	0	0	1	2	9	10	22	8	1	0	0	0	0	53
7:15	0	2	4	2	12	22	26	1	4	0	0	0	0	73
7:30	0	1	0	7	21	41	23	5	5	0	0	0	0	103
7:45	2	7	18	31	27	31	15	4	1	1	0	0	0	137
8:00	0	1	9	20	33	34	23	5	0	0	0	0	0	125
8:15	5	2	7	20	30	56	23	13	2	1	0	0	0	159
8:30	0	1	2	16	42	59	38	12	3	0	0	0	0	173
8:45	1	1	4	24	37	58	25	10	2	1	0	0	0	163
9:00	0	1	7	8	27	48	36	9	0	1	0	0	0	137
9:15	0	2	8	11	32	48	25	5	2	0	0	0	0	133
9:30	0	2	2	15	38	40	18	11	2	0	0	0	0	128
9:45	0	0	4	25	62	68	20	5	2	0	0	0	0	186
10:00	3	4	10	33	42	37	18	3	2	0	0	0	0	152
10:15	0	2	3	13	28	51	32	9	1	1	0	0	0	140
10:30	4	9	14	41	29	25	8	3	1	0	0	0	0	134
10:45	4	8	12	23	31	35	32	11	1	1	0	0	0	158
11:00	0	1	3	25	46	44	22	2	3	0	0	0	0	146
11:15	6	11	19	21	43	44	24	5	2	1	0	0	0	176
11:30	0	0	4	17	58	66	42	6	2	0	0	0	0	195
11:45	0	0	3	34	51	55	37	5	3	0	0	0	0	188
12:00 PM	1	2	9	28	48	61	29	7	1	0	0	0	0	186
12:15	0	0	7	28	64	56	26	7	0	1	0	0	0	189
12:30	2	9	19	31	67	56	16	4	2	0	0	0	0	206
12:45	0	2	11	20	48	48	26	4	2	0	0	0	0	161
13:00	1	2	18	44	56	76	23	9	0	0	0	0	0	229
13:15	0	4	4	20	74	84	30	8	0	0	0	0	0	224
13:30	4	0	13	35	43	52	29	2	0	0	0	0	0	178
13:45	3	6	10	23	60	88	30	4	1	0	0	0	0	225
14:00	10	16	15	35	64	46	19	8	0	0	0	0	0	213
14:15	6	9	6	34	59	73	24	6	2	1	0	0	0	220
14:30	3	3	13	29	44	77	21	10	4	0	0	0	0	204
14:45	9	3	16	38	59	61	23	2	1	1	0	0	0	213
15:00	17	13	28	40	43	56	18	3	0	0	0	0	0	218
15:15	13	13	15	30	65	64	24	3	0	0	0	0	0	227
15:30	9	15	20	23	32	60	30	8	0	0	0	0	0	197
15:45	5	12	11	21	89	66	25	6	1	0	0	0	0	236
16:00	15	25	21	38	69	63	19	2	1	0	0	0	0	253
16:15	3	12	18	56	92	56	19	2	0	0	0	0	0	258
16:30	7	8	25	30	56	35	20	4	2	0	0	0	0	187
16:45	9	10	14	55	75	64	28	5	2	0	0	0	0	262
17:00	29	18	18	42	76	67	27	7	2	0	0	0	0	286
17:15	8	6	11	67	107	56	9	5	0	0	0	0	0	269
17:30	17	21	25	40	86	48	15	4	0	0	0	0	0	256
17:45	13	13	25	37	81	60	24	4	1	0	0	0	0	258
18:00	6	7	10	24	92	70	30	11	2	1	0	0	0	253
18:15	5	8	17	29	87	74	35	3	1	0	0	0	0	259
18:30	0	1	9	16	85	54	22	7	1	0	0	0	0	195
18:45	0	4	3	21	58	76	47	9	3	0	0	0	0	221
19:00	0	4	2	25	70	73	28	4	0	0	0	0	0	206
19:15	3	4	9	29	80	85	26	4	0	0	0	0	0	240
19:30	0	2	6	18	32	74	28	8	0	0	0	0	0	168
19:45	0	0	0	10	50	63	35	5	2	1	0	0	0	166
20:00	1	0	7	11	33	61	28	4	1	2	0	0	0	148
20:15	0	0	1	6	40	62	31	9	4	0	1	0	0	154
20:30	0	0	0	4	25	47	27	4	1	0	0	0	0	108
20:45	0	0	0	5	16	59	27	9	1	0	0	0	0	117
21:00	1	1	1	3	17	43	29	9	2	0	0	0	0	106
21:15	0	0	0	6	25	34	27	7	1	0	0	0	0	100
21:30	0	2	0	2	6	32	18	10	2	2	1	0	0	75
21:45	2	0	0	2	8	31	28	6	1	0	0	0	0	78
22:00	0	0	0	1	10	23	26	11	0	0	0	0	0	71
22:15	0	0	0	0	6	25	16	3	1	0	0	0	0	51
22:30	0	0	0	1	7	17	26	4	3	0	0	0	0	58
22:45	0	0	0	2	7	29	8	7	1	0	0	0	0	54
23:00	0	0	0	1	2	22	14	8	1	0	0	0	0	48
23:15	0	0	1	1	1	10	11	8	0	0	0	0	0	32
23:30	0	0	0	0	2	6	13	9	0	1	0	0	0	31
23:45	0	0	0	1	3	3	7	7	1	0	0	0	0	22
Totals	229	312	573	1462	3070	3539	1758	493	112	20	2			11570
% of Totals	2%	3%	5%	13%	27%	31%	15%	4%	1%	0%	0%			100%

AM Volumes	27	57	135	400	751	993	617	203	61	10	0	0	0	3254
% AM	0%	0%	1%	3%	6%	9%	5%	2%	1%	0%				28%
AM Peak Hour	10:30	10:30	10:30	11:45	11:45	11:30	11:30	8:15	6:45	8:15				11:45
Volume	14	29	48	121	230	238	134	44	14	3				769
PM Volumes	202	255	438	1062	2319	2546	1141	290	51	10	2	0	0	8316
% PM	2%	2%	4%	9%	20%	22%	10%	3%	0%	0%	0%			72%
PM Peak Hour	17:00	15:15	14:45	16:45	17:15	18:45	18:00	20:45	19:45	19:15	19:30			16:45
Volume	67	65	79	204	366	308	134	35	8	3	1			1073

Directional Peak Periods	AM 7-9			NOON 12-2			PM 4-6			Off Peak Volumes		
All Classes	Volume	↔	%	Volume	↔	%	Volume	↔	%	Volume	↔	%
	986	↔	9%	1598	↔	14%	2029	↔	18%	6957	↔	60%

Street Name	Direction	Percentiles					
		15th	50th	Average	85th	95th	ADT
W Olive Ave	East Bound	27	35	34	42	45	11570
W Olive Ave	West Bound	30	37	37	44	49	11915

Prepared by National Data & Surveying Services

SPEED

W Olive Ave Bet. N Griffith Park Dr & S Virginia Ave

Day: Wednesday
Date: 1/18/2023

City: Burbank
Project #: CA23_020030_025w

West Bound

Time	< 15	15 - 19	20 - 24	25 - 29	30 - 34	35 - 39	40 - 44	45 - 49	50 - 54	55 - 59	60 - 64	65 - 69	70 +	Total
0:00 AM	0	0	0	0	1	8	11	5	5	2	0	0	0	32
0:15	0	0	0	0	5	1	9	11	7	2	0	0	0	35
0:30	0	0	1	0	1	6	9	4	2	0	0	0	0	23
0:45	0	0	0	1	0	3	7	8	2	0	0	0	0	21
1:00	0	0	0	0	0	3	0	1	3	0	0	0	0	7
1:15	0	0	0	0	0	2	5	1	4	1	0	0	0	13
1:30	0	0	0	1	1	4	2	0	2	0	0	0	0	10
1:45	0	0	0	0	1	2	3	3	1	1	0	0	0	11
2:00	0	0	0	0	0	2	3	2	1	1	0	0	0	9
2:15	0	0	0	0	1	1	2	1	0	0	0	0	0	5
2:30	0	0	0	0	0	0	1	3	0	0	0	0	0	4
2:45	0	0	0	0	1	0	1	0	2	1	1	0	0	6
3:00	0	0	0	0	0	3	2	1	1	0	0	0	0	7
3:15	0	0	0	0	0	2	0	1	0	0	0	0	0	3
3:30	0	0	0	1	1	1	0	3	0	2	0	0	0	8
3:45	0	0	0	0	0	0	1	2	2	0	1	0	0	6
4:00	0	0	0	0	0	1	0	2	1	0	0	0	0	4
4:15	0	0	0	0	2	3	3	1	2	1	0	0	0	12
4:30	0	0	0	1	2	1	2	3	1	0	0	0	0	10
4:45	0	0	0	0	2	3	3	3	1	1	0	0	0	13
5:00	0	0	0	0	0	11	8	8	5	0	0	0	0	32
5:15	0	1	0	2	2	10	12	3	5	0	1	0	0	36
5:30	0	0	0	0	0	9	9	5	6	1	1	1	0	32
5:45	0	0	0	1	1	9	19	11	5	2	1	0	0	49
6:00	0	0	1	3	2	7	17	14	3	0	0	0	0	47
6:15	0	0	0	1	4	12	36	16	10	1	0	0	0	80
6:30	0	1	2	2	13	31	22	13	5	1	0	0	0	90
6:45	0	0	2	4	7	22	31	23	2	0	0	0	0	91
7:00	0	1	6	15	17	35	25	16	1	0	0	0	0	116
7:15	0	0	3	9	25	36	36	25	5	2	1	0	0	142
7:30	0	0	3	7	21	46	54	27	4	0	0	0	0	162
7:45	0	0	8	14	40	69	18	13	3	2	1	0	0	168
8:00	0	0	13	23	55	62	52	9	1	0	0	0	0	215
8:15	0	2	24	31	48	56	36	13	5	2	0	0	0	217
8:30	0	1	6	23	43	66	43	25	7	2	0	0	0	216
8:45	0	0	7	25	37	83	49	7	6	2	0	0	0	216
9:00	0	0	1	5	31	51	51	16	6	1	0	0	0	162
9:15	0	0	5	9	33	47	36	21	3	2	0	0	0	156
9:30	0	0	4	18	35	50	45	16	8	0	0	0	0	176
9:45	0	0	2	8	45	48	45	18	2	1	0	0	0	169
10:00	0	0	1	0	8	42	42	23	8	0	0	0	0	124
10:15	1	3	3	11	20	40	53	12	9	1	1	0	0	154
10:30	0	0	5	15	33	53	46	23	1	2	0	0	0	178
10:45	1	2	5	5	34	72	42	18	2	0	0	0	0	181
11:00	1	0	1	5	36	44	60	19	3	0	0	0	0	169
11:15	0	1	4	13	25	52	39	20	3	0	1	0	0	158
11:30	0	0	2	13	40	60	56	19	4	0	0	0	0	194
11:45	1	0	3	10	29	51	39	28	7	2	0	0	0	170
12:00 PM	0	0	4	15	24	65	41	18	7	2	1	0	0	177
12:15	0	1	2	17	44	65	40	18	4	2	0	0	0	193
12:30	1	7	22	32	38	60	30	14	3	1	0	0	0	208
12:45	0	2	7	32	49	69	43	9	1	1	0	0	0	213
13:00	0	0	4	12	46	59	50	15	1	0	0	0	0	187
13:15	0	0	4	17	36	63	58	9	2	0	1	0	0	190
13:30	1	1	14	32	68	55	22	7	1	2	0	0	0	203
13:45	0	0	18	35	51	60	22	8	1	0	0	0	0	195
14:00	3	0	14	27	51	54	27	7	3	0	0	0	0	186
14:15	0	2	16	19	64	60	30	3	3	0	1	0	0	198
14:30	1	7	11	33	62	73	22	3	0	0	0	0	0	212
14:45	1	4	28	32	53	53	31	6	1	0	0	0	0	209
15:00	0	3	19	49	62	42	13	4	1	0	0	0	0	193
15:15	1	10	23	45	57	28	14	5	1	0	1	0	0	185
15:30	2	11	32	46	49	38	17	12	1	0	0	0	0	208
15:45	3	13	14	39	57	58	28	10	2	0	0	0	0	224
16:00	3	8	35	60	48	27	25	4	2	0	0	0	0	212
16:15	1	12	12	49	46	40	22	5	0	0	0	0	0	187
16:30	0	1	11	40	65	61	25	11	1	1	0	0	0	216
16:45	0	2	13	28	71	56	20	10	2	0	0	0	0	202
17:00	0	6	22	28	72	70	23	4	2	0	0	0	0	227
17:15	0	2	13	36	79	58	26	8	1	0	0	0	0	223
17:30	0	0	9	20	64	64	42	7	1	1	0	0	0	208
17:45	1	4	8	16	55	72	53	7	4	0	0	0	0	220
18:00	0	0	5	20	62	76	47	10	2	0	0	0	0	222
18:15	6	0	1	13	43	61	51	9	2	1	0	0	0	187
18:30	1	0	7	24	45	73	42	9	3	0	0	0	0	204
18:45	0	1	2	11	41	46	36	12	2	0	1	0	0	152
19:00	0	0	1	12	56	56	42	13	6	2	0	0	0	188
19:15	0	0	4	17	42	39	54	15	0	1	0	0	0	172
19:30	0	0	0	6	20	72	41	17	4	0	0	0	0	160
19:45	0	0	0	3	23	40	54	19	6	1	1	0	0	147
20:00	0	0	3	6	19	52	44	16	5	0	0	0	0	145
20:15	0	0	0	3	13	41	51	18	2	1	0	0	0	129
20:30	1	0	3	3	14	31	39	11	2	0	0	0	0	104
20:45	0	0	1	3	25	42	39	21	3	0	0	0	0	134
21:00	0	0	1	7	24	45	54	14	1	1	1	0	0	148
21:15	0	0	0	1	10	40	40	22	7	1	1	0	0	122
21:30	0	1	0	3	10	33	39	25	4	4	0	0	0	119
21:45	0	0	0	2	7	37	45	16	3	1	1	0	0	112
22:00	0	0	1	0	16	31	28	12	5	4	1	0	0	98
22:15	0	0	0	2	4	13	25	24	4	0	0	0	0	72
22:30	0	0	0	0	2	13	22	10	2	2	1	0	0	52
22:45	0	0	1	2	1	24	17	7	2	2	0	0	0	56
23:00	0	0	1	0	6	9	27	16	4	2	1	0	0	66
23:15	0	1	0	0	0	11	11	10	3	0	0	0	0	36
23:30	0	0	1	1	2	12	12	10	3	1	1	0	0	43
23:45	0	0	0	0	5	4	9	7	5	1	1	0	0	32
Totals	30	111	499	1174	2503	3471	2678	1063	291	71	23	1		11915
% of Totals	0%	1%	4%	10%	21%	29%	22%	9%	2%	1%	0%	0%		100%

AM Volumes	4	12	112	276	702	1220	1085	516	166	36	9	1	0	4139
% AM	0%	0%	1%	2%	6%	10%	9%	4%	1%	0%	0%	0%		35%
AM Peak Hour	10:15	11:45	7:45	8:00	7:45	8:00	10:15	6:45	9:30	8:15	5:00	4:45		8:00
Volume	3	8	51	102	186	267	201	91	27	7	3	1		864
PM Volumes	26	99	387	898	1801	2251	1593	547	125	35	14	0	0	7776
% PM	0%	1%	3%	8%	15%	19%	13%	5%	1%	0%	0%			65%
PM Peak Hour	15:15	15:30	15:15	15:30	16:30	17:45	17:30	20:45	21:15	21:15	21:00			17:00
Volume	9	44	104	194	287	282	193	82	19	10	3			878

Directional Peak Periods	AM 7-9			NOON 12-2			PM 4-6			Off Peak Volumes		
All Classes	Volume	⟷	%	Volume	⟷	%	Volume	⟷	%	Volume	⟷	%
	1452		12%	1566		13%	1695		14%	7202		60%

Street Name	Direction	Percentiles					
		15th	50th	Average	85th	95th	ADT
W Olive Ave	East Bound	27	35	34	42	45	11570
W Olive Ave	West Bound	30	37	37	44	49	11915

Prepared by National Data & Surveying Services

SPEED

W Olive Ave Bet. N Griffith Park Dr & S Virginia Ave

Day: Wednesday
Date: 1/18/2023

City: Burbank
Project #: CA23_020030_025

Summary

Time	< 15	15 - 19	20 - 24	25 - 29	30 - 34	35 - 39	40 - 44	45 - 49	50 - 54	55 - 59	60 - 64	65 - 69	70 +	Total
0:00 AM	0	0	0	1	2	15	14	10	5	3	0	0	0	50
0:15	0	0	0	0	9	5	17	18	7	2	0	0	0	58
0:30	0	0	1	0	2	10	11	6	3	0	0	0	0	33
0:45	0	0	1	1	1	8	12	12	2	0	0	0	0	37
1:00	0	1	0	1	0	7	2	4	4	0	0	0	0	19
1:15	0	0	0	1	2	5	7	2	4	1	0	0	0	22
1:30	0	0	0	1	1	7	3	1	2	0	0	0	0	15
1:45	0	0	0	0	1	4	5	3	2	2	0	0	0	17
2:00	0	0	0	0	0	5	5	4	1	1	0	0	0	16
2:15	0	0	0	0	2	1	6	2	1	0	0	0	0	12
2:30	0	0	0	0	0	2	4	4	2	0	0	0	0	12
2:45	2	0	0	0	1	1	1	0	2	1	1	0	0	9
3:00	0	0	0	0	0	5	2	1	1	0	0	0	0	9
3:15	0	0	0	0	1	3	0	1	1	0	0	0	0	6
3:30	0	0	0	1	2	4	4	3	0	2	0	0	0	16
3:45	0	0	0	0	1	0	2	3	2	0	1	0	0	9
4:00	0	0	0	0	0	2	5	2	2	1	0	0	0	12
4:15	0	0	0	0	3	5	3	1	2	1	0	0	0	15
4:30	0	0	0	1	4	2	3	3	1	0	0	0	0	14
4:45	0	0	0	1	2	5	4	5	1	1	0	0	0	19
5:00	0	0	0	2	5	13	9	10	5	0	0	0	0	44
5:15	0	1	0	3	4	16	15	7	10	0	1	0	0	57
5:30	0	0	0	1	0	18	14	8	8	1	1	1	0	52
5:45	0	0	0	1	5	12	24	16	5	2	1	0	0	66
6:00	0	0	1	3	6	12	21	22	4	0	0	0	0	69
6:15	0	1	0	1	11	23	51	20	11	1	0	0	0	119
6:30	0	1	2	4	16	43	35	16	6	1	0	0	0	124
6:45	0	0	2	6	19	45	47	35	6	0	0	0	0	160
7:00	0	1	7	17	26	45	47	24	2	0	0	0	0	169
7:15	0	2	7	11	37	58	62	26	9	2	1	0	0	215
7:30	0	1	3	14	42	87	77	32	9	0	0	0	0	265
7:45	2	7	26	45	67	100	33	17	4	3	1	0	0	305
8:00	0	1	22	43	88	96	75	14	1	0	0	0	0	340
8:15	5	4	31	51	78	112	59	26	7	3	0	0	0	376
8:30	0	2	8	39	85	125	81	37	10	2	0	0	0	389
8:45	1	1	11	49	74	141	74	17	8	3	0	0	0	379
9:00	0	1	8	13	58	99	87	25	6	2	0	0	0	299
9:15	0	2	13	20	65	95	61	26	5	2	0	0	0	289
9:30	0	2	6	33	73	90	63	27	10	0	0	0	0	304
9:45	0	0	6	33	107	116	65	23	4	1	0	0	0	355
10:00	3	4	11	33	50	79	60	26	10	0	0	0	0	276
10:15	1	5	6	24	48	91	85	21	10	2	1	0	0	294
10:30	4	9	19	56	62	78	54	26	2	2	0	0	0	312
10:45	5	10	17	28	65	107	74	29	3	1	0	0	0	339
11:00	1	1	4	30	82	88	82	21	6	0	0	0	0	315
11:15	6	12	23	34	68	96	63	25	5	1	1	0	0	334
11:30	0	0	6	30	98	126	98	25	6	0	0	0	0	389
11:45	1	0	6	44	80	106	76	33	10	2	0	0	0	358
12:00 PM	1	2	13	43	72	126	70	25	8	2	1	0	0	363
12:15	0	1	9	45	108	121	66	25	4	3	0	0	0	382
12:30	3	16	41	63	105	116	46	18	5	1	0	0	0	414
12:45	0	4	18	52	97	117	69	13	3	1	0	0	0	374
13:00	1	2	22	56	102	135	73	24	1	0	0	0	0	416
13:15	0	4	8	37	110	147	88	17	2	0	1	0	0	414
13:30	5	1	27	67	111	107	51	9	1	2	0	0	0	381
13:45	3	6	28	58	111	148	52	12	2	0	0	0	0	420
14:00	13	16	29	62	115	100	46	15	3	0	0	0	0	399
14:15	6	11	22	53	123	133	54	9	5	1	1	0	0	418
14:30	4	10	24	62	106	150	43	13	4	0	0	0	0	416
14:45	10	7	44	70	112	114	54	8	2	1	0	0	0	422
15:00	17	16	47	89	105	98	31	7	1	0	0	0	0	411
15:15	14	23	38	75	122	92	38	8	1	0	1	0	0	412
15:30	11	26	52	69	81	98	47	20	1	0	0	0	0	405
15:45	8	25	25	60	146	124	53	16	3	0	0	0	0	460
16:00	18	33	56	98	117	90	44	6	3	0	0	0	0	465
16:15	4	24	30	105	138	96	41	7	0	0	0	0	0	445
16:30	7	9	36	70	121	96	45	15	3	1	0	0	0	403
16:45	9	12	27	83	146	120	48	15	4	0	0	0	0	464
17:00	29	24	40	70	148	137	50	11	4	0	0	0	0	513
17:15	8	8	24	103	186	114	35	13	1	0	0	0	0	492
17:30	17	21	34	60	150	112	57	11	1	1	0	0	0	464
17:45	14	17	33	53	136	132	77	11	5	0	0	0	0	478
18:00	6	7	15	44	154	146	77	21	4	1	0	0	0	475
18:15	11	8	18	42	130	135	86	12	3	1	0	0	0	446
18:30	1	1	16	40	130	127	64	16	4	0	0	0	0	399
18:45	0	5	5	32	99	122	83	21	5	0	1	0	0	373
19:00	0	4	3	37	126	129	70	17	6	2	0	0	0	394
19:15	3	4	13	46	122	124	80	19	0	1	0	0	0	412
19:30	0	2	6	24	52	146	69	25	4	0	0	0	0	328
19:45	0	0	0	13	73	103	89	24	8	2	1	0	0	313
20:00	1	0	10	17	52	113	72	20	6	2	0	0	0	293
20:15	0	0	1	9	53	103	82	27	6	1	1	0	0	283
20:30	1	0	3	7	39	78	66	15	3	0	0	0	0	212
20:45	0	0	1	8	41	101	66	30	4	0	0	0	0	251
21:00	1	1	2	10	41	88	83	23	3	1	1	0	0	254
21:15	0	0	0	7	35	74	67	29	8	1	1	0	0	222
21:30	0	3	0	5	16	65	57	35	6	6	1	0	0	194
21:45	2	0	0	4	15	68	73	22	4	1	1	0	0	190
22:00	0	0	1	1	26	54	54	23	5	4	1	0	0	169
22:15	0	0	0	2	10	38	41	27	5	0	0	0	0	123
22:30	0	0	0	1	9	30	48	14	5	2	1	0	0	110
22:45	0	0	1	4	8	53	25	14	3	2	0	0	0	110
23:00	0	0	1	1	8	31	41	24	5	2	1	0	0	114
23:15	0	1	1	1	1	21	22	18	3	0	0	0	0	68
23:30	0	0	1	1	4	18	25	19	3	2	1	0	0	74
23:45	0	0	0	1	8	7	16	14	6	1	1	0	0	54
Totals	259	423	1072	2636	5573	7010	4436	1556	403	91	25	1		23485
% of Totals	1%	2%	5%	11%	24%	30%	19%	7%	2%	0%	0%	0%		100%

AM Volumes	31	69	247	676	1453	2213	1702	719	227	46	9	1	0	7393
% AM	0%	0%	1%	3%	6%	9%	7%	3%	1%	0%	0%	0%		31%
AM Peak Hour	10:30	10:30	7:45	11:45	11:45	11:30	11:00	6:45	9:30	8:15	5:00	4:45		11:45
Volume	16	32	87	195	365	479	319	117	34	10	3	1		1517
PM Volumes	228	354	825	1960	4120	4797	2734	837	176	45	16	0	0	16092
% PM	1%	2%	4%	8%	18%	20%	12%	4%	1%	0%	0%			69%
PM Peak Hour	17:00	15:30	14:45	16:00	16:45	17:45	19:30	20:45	19:30	21:15	21:00			17:00
Volume	68	108	181	356	630	540	312	117	24	12	4			1947

Directional Peak Periods	AM 7-9			NOON 12-2			PM 4-6			Off Peak Volumes		
All Classes	Volume	↔	%	Volume	↔	%	Volume	↔	%	Volume	↔	%
	2438		10%	3164		13%	3724		16%	14159		60%

Street Name	Direction	Percentiles					
		15th	50th	Average	85th	95th	ADT
W Olive Ave	Summary	28	36	36	43	48	23485

Prepared by National Data & Surveying Services

SPEED

W Olive Ave Bet. N Griffith Park Dr & S Virginia Ave

Day: Wednesday
Date: 1/18/2023

City: Burbank
Project #: CA23_020030_025e

East Bound

Time	< 15	15 - 19	20 - 24	25 - 29	30 - 34	35 - 39	40 - 44	45 - 49	50 - 54	55 - 59	60 - 64	65 - 69	70 +	Total
0:00 AM	0	0	1	1	7	20	18	18	1	1	0	0	0	**67**
1:00	0	1	0	2	2	12	7	5	2	1	0	0	0	**32**
2:00	2	0	0	0	1	6	9	4	3	0	0	0	0	**25**
3:00	0	0	0	0	3	6	5	1	1	0	0	0	0	**16**
4:00	0	0	0	1	3	6	7	2	1	1	0	0	0	**21**
5:00	0	0	0	4	11	20	14	14	7	0	0	0	0	**70**
6:00	0	1	0	4	26	51	48	27	7	0	0	0	0	**164**
7:00	2	10	23	42	69	104	86	18	11	1	0	0	0	**366**
8:00	6	5	22	80	142	207	109	40	7	2	0	0	0	**620**
9:00	0	5	21	59	159	204	99	30	6	1	0	0	0	**584**
10:00	11	23	39	110	130	148	90	26	5	2	0	0	0	**584**
11:00	6	12	29	97	198	209	125	18	10	1	0	0	0	**705**
12:00 PM	3	13	46	107	227	221	97	22	5	1	0	0	0	**742**
13:00	8	12	45	122	233	300	112	23	1	0	0	0	0	**856**
14:00	28	31	50	136	226	257	87	26	7	2	0	0	0	**850**
15:00	44	53	74	114	229	246	97	20	1	0	0	0	0	**878**
16:00	34	55	78	179	292	218	86	13	5	0	0	0	0	**960**
17:00	67	58	79	186	350	231	75	20	3	0	0	0	0	**1069**
18:00	11	20	39	90	322	274	134	30	7	1	0	0	0	**928**
19:00	3	10	17	82	232	295	117	21	2	1	0	0	0	**780**
20:00	1	0	8	26	114	229	113	26	7	2	1	0	0	**527**
21:00	3	3	1	13	56	140	102	32	6	2	1	0	0	**359**
22:00	0	0	0	4	30	94	76	25	5	0	0	0	0	**234**
23:00	0	0	1	3	8	41	45	32	2	1	0	0	0	**133**
Totals	**229**	**312**	**573**	**1462**	**3070**	**3539**	**1758**	**493**	**112**	**20**	**2**			**11570**
% of Totals	2%	3%	5%	13%	27%	31%	15%	4%	1%	0%	0%			100%

AM Volumes	27	57	135	400	751	993	617	203	61	10	0	0	0	3254
% AM	0%	0%	1%	3%	6%	9%	5%	2%	1%	0%				28%
AM Peak Hour	10:00	10:00	10:00	10:00	11:00	11:00	11:00	8:00	7:00	8:00				11:00
Volume	11	23	39	110	198	209	125	40	11	2				705
PM Volumes	202	255	438	1062	2319	2546	1141	290	51	10	2	0	0	8316
% PM	2%	2%	4%	9%	20%	22%	10%	3%	0%	0%	0%			72%
PM Peak Hour	17:00	17:00	17:00	17:00	17:00	13:00	18:00	21:00	14:00	14:00	20:00			17:00
Volume	67	58	79	186	350	300	134	32	7	2	1			1069

Directional Peak Periods	**AM 7-9**			**NOON 12-2**			**PM 4-6**			**Off Peak Volumes**		
All Speeds	Volume		%	Volume		%	Volume		%	Volume		%
	986	↔	9%	1598	↔	14%	2029	↔	18%	6957	↔	60%

Street Name	Direction	Percentiles					
		15th	50th	Average	85th	95th	ADT
W Olive Ave	East Bound	27	35	34	42	45	11570
W Olive Ave	West Bound	30	37	37	44	49	11915

Prepared by National Data & Surveying Services

SPEED

W Olive Ave Bet. N Griffith Park Dr & S Virginia Ave

Day: Wednesday
Date: 1/18/2023

City: Burbank
Project #: CA23_020030_025w

West Bound

Time	< 15	15 - 19	20 - 24	25 - 29	30 - 34	35 - 39	40 - 44	45 - 49	50 - 54	55 - 59	60 - 64	65 - 69	70 +	Total
0:00 AM	0	0	1	1	7	18	36	28	16	4	0	0	0	**111**
1:00	0	0	0	1	2	11	10	5	10	2	0	0	0	**41**
2:00	0	0	0	0	2	3	7	6	3	2	1	0	0	**24**
3:00	0	0	0	1	1	6	3	7	3	2	1	0	0	**24**
4:00	0	0	0	1	6	8	8	9	5	2	0	0	0	**39**
5:00	0	1	0	3	3	39	48	27	21	3	3	1	0	**149**
6:00	0	1	5	10	26	72	106	66	20	2	0	0	0	**308**
7:00	0	1	20	45	103	186	133	81	13	4	2	0	0	**588**
8:00	0	3	50	102	183	267	180	54	19	6	0	0	0	**864**
9:00	0	0	12	40	144	196	177	71	19	4	0	0	0	**663**
10:00	2	5	14	31	95	207	183	76	20	3	1	0	0	**637**
11:00	2	1	10	41	130	207	194	86	17	2	1	0	0	**691**
12:00 PM	1	10	35	96	155	259	154	59	15	6	1	0	0	**791**
13:00	1	1	40	96	201	237	152	39	5	2	1	0	0	**775**
14:00	5	13	69	111	230	240	110	19	7	0	1	0	0	**805**
15:00	6	37	88	179	225	166	72	31	5	0	1	0	0	**810**
16:00	4	23	71	177	230	184	92	30	5	1	0	0	0	**817**
17:00	1	12	52	100	270	264	144	26	8	1	0	0	0	**878**
18:00	7	1	15	68	191	256	176	40	9	1	1	0	0	**765**
19:00	0	0	5	38	141	207	191	64	16	4	1	0	0	**667**
20:00	1	0	7	15	71	166	173	66	12	1	0	0	0	**512**
21:00	0	1	1	13	51	155	178	77	15	7	3	0	0	**501**
22:00	0	0	2	4	23	81	92	53	13	8	2	0	0	**278**
23:00	0	1	2	1	13	36	59	43	15	4	3	0	0	**177**
Totals	**30**	**111**	**499**	**1174**	**2503**	**3471**	**2678**	**1063**	**291**	**71**	**23**	**1**		**11915**
% of Totals	0%	1%	4%	10%	21%	29%	22%	9%	2%	1%	0%	0%		100%

AM Volumes	4	12	112	276	702	1220	1085	516	166	36	9	1	0	4139
% AM	0%	0%	1%	2%	6%	10%	9%	4%	1%	0%	0%	0%		35%
AM Peak Hour	10:00	10:00	8:00	8:00	8:00	8:00	11:00	11:00	5:00	8:00	5:00	5:00		8:00
Volume	2	5	50	102	183	267	194	86	21	6	3	1		864
PM Volumes	26	99	387	898	1801	2251	1593	547	125	35	14	0	0	7776
% PM	0%	1%	3%	8%	15%	19%	13%	5%	1%	0%	0%			65%
PM Peak Hour	18:00	15:00	15:00	15:00	17:00	17:00	19:00	21:00	19:00	22:00	21:00			17:00
Volume	7	37	88	179	270	264	191	77	16	8	3			878

Directional Peak Periods	**AM 7-9**			**NOON 12-2**			**PM 4-6**			**Off Peak Volumes**		
All Speeds	Volume		%	Volume		%	Volume		%	Volume		%
	1452	↔	12%	1566	↔	13%	1695	↔	14%	7202	↔	60%

Street Name	Direction	Percentiles					
		15th	50th	Average	85th	95th	ADT
W Olive Ave	East Bound	27	35	34	42	45	11570
W Olive Ave	West Bound	30	37	37	44	49	11915

Prepared by National Data & Surveying Services

SPEED

W Olive Ave Bet. N Griffith Park Dr & S Virginia Ave

Day: Wednesday
Date: 1/18/2023

City: Burbank
Project #: CA23_020030_025

Summary

Time	< 15	15 - 19	20 - 24	25 - 29	30 - 34	35 - 39	40 - 44	45 - 49	50 - 54	55 - 59	60 - 64	65 - 69	70 +	Total
0:00 AM	0	0	2	2	14	38	54	46	17	5	0	0	0	**178**
1:00	0	1	0	3	4	23	17	10	12	3	0	0	0	**73**
2:00	2	0	0	0	3	9	16	10	6	2	1	0	0	**49**
3:00	0	0	0	1	4	12	8	8	4	2	1	0	0	**40**
4:00	0	0	0	2	9	14	15	11	6	3	0	0	0	**60**
5:00	0	1	0	7	14	59	62	41	28	3	3	1	0	**219**
6:00	0	2	5	14	52	123	154	93	27	2	0	0	0	**472**
7:00	2	11	43	87	172	290	219	99	24	5	2	0	0	**954**
8:00	6	8	72	182	325	474	289	94	26	8	0	0	0	**1484**
9:00	0	5	33	99	303	400	276	101	25	5	0	0	0	**1247**
10:00	13	28	53	141	225	355	273	102	25	5	1	0	0	**1221**
11:00	8	13	39	138	328	416	319	104	27	3	1	0	0	**1396**
12:00 PM	4	23	81	203	382	480	251	81	20	7	1	0	0	**1533**
13:00	9	13	85	218	434	537	264	62	6	2	1	0	0	**1631**
14:00	33	44	119	247	456	497	197	45	14	2	1	0	0	**1655**
15:00	50	90	162	293	454	412	169	51	6	0	1	0	0	**1688**
16:00	38	78	149	356	522	402	178	43	10	1	0	0	0	**1777**
17:00	68	70	131	286	620	495	219	46	11	1	0	0	0	**1947**
18:00	18	21	54	158	513	530	310	70	16	2	1	0	0	**1693**
19:00	3	10	22	120	373	502	308	85	18	5	1	0	0	**1447**
20:00	2	0	15	41	185	395	286	92	19	3	1	0	0	**1039**
21:00	3	4	2	26	107	295	280	109	21	9	4	0	0	**860**
22:00	0	0	2	8	53	175	168	78	18	8	2	0	0	**512**
23:00	0	1	3	4	21	77	104	75	17	5	3	0	0	**310**
Totals	**259**	**423**	**1072**	**2636**	**5573**	**7010**	**4436**	**1556**	**403**	**91**	**25**	**1**		**23485**
% of Totals	1%	2%	5%	11%	24%	30%	19%	7%	2%	0%	0%	0%		100%

AM Volumes	31	69	247	676	1453	2213	1702	719	227	46	9	1	0	7393
% AM	0%	0%	1%	3%	6%	9%	7%	3%	1%	0%	0%	0%		31%
AM Peak Hour	10:00	10:00	8:00	8:00	11:00	8:00	11:00	11:00	5:00	8:00	5:00	5:00		8:00
Volume	13	28	72	182	328	474	319	104	28	8	3	1		1484
PM Volumes	228	354	825	1960	4120	4797	2734	837	176	45	16	0	0	16092
% PM	1%	2%	4%	8%	18%	20%	12%	4%	1%	0%	0%			69%
PM Peak Hour	17:00	15:00	15:00	16:00	17:00	13:00	18:00	21:00	21:00	21:00	21:00			17:00
Volume	68	90	162	356	620	537	310	109	21	9	4			1947

Directional Peak Periods	**AM 7-9**			**NOON 12-2**			**PM 4-6**			**Off Peak Volumes**		
All Speeds	Volume		%	Volume		%	Volume		%	Volume		%
	2438	↔	10%	3164	↔	13%	3724	↔	16%	14159	↔	60%

Street Name	Direction	Percentiles					
		15th	50th	Average	85th	95th	ADT
W Olive Ave	Summary	28	36	36	43	48	23485

ATTACHMENT 3 - 1738

Prepared by NDS/ATD

Prepared by National Data & Surveying Services

VOLUME

W Olive Ave Bet. N Griffith Park Dr & S Virginia Ave

Day: Wednesday
Date: 1/18/2023

City: Burbank
Project #: CA23_020030_025

DAILY TOTALS	NB	SB	EB	WB	Total
	0	0	11,570	11,915	23,485

AM Period	NB	SB	EB		WB		TOTAL		PM Period	NB	SB	EB		WB		TOTAL	
0:00	0	0	18		32		50		12:00	0	0	186		177		363	
0:15	0	0	23		35		58		12:15	0	0	189		193		382	
0:30	0	0	10		23		33		12:30	0	0	206		208		414	
0:45	0	0	16	67	21	111	37	178	12:45	0	0	161	742	213	791	374	1533
1:00	0	0	12		7		19		13:00	0	0	229		187		416	
1:15	0	0	9		13		22		13:15	0	0	224		190		414	
1:30	0	0	5		10		15		13:30	0	0	178		203		381	
1:45	0	0	6	32	11	41	17	73	13:45	0	0	225	856	195	775	420	1631
2:00	0	0	7		9		16		14:00	0	0	213		186		399	
2:15	0	0	7		5		12		14:15	0	0	220		198		418	
2:30	0	0	8		4		12		14:30	0	0	204		212		416	
2:45	0	0	3	25	6	24	9	49	14:45	0	0	213	850	209	805	422	1655
3:00	0	0	2		7		9		15:00	0	0	218		193		411	
3:15	0	0	3		3		6		15:15	0	0	227		185		412	
3:30	0	0	8		8		16		15:30	0	0	197		208		405	
3:45	0	0	3	16	6	24	9	40	15:45	0	0	236	878	224	810	460	1688
4:00	0	0	8		4		12		16:00	0	0	253		212		465	
4:15	0	0	3		12		15		16:15	0	0	258		187		445	
4:30	0	0	4		10		14		16:30	0	0	187		216		403	
4:45	0	0	6	21	13	39	19	60	16:45	0	0	262	960	202	817	464	1777
5:00	0	0	12		32		44		17:00	0	0	286		227		513	
5:15	0	0	21		36		57		17:15	0	0	269		223		492	
5:30	0	0	20		32		52		17:30	0	0	256		208		464	
5:45	0	0	17	70	49	149	66	219	17:45	0	0	258	1069	220	878	478	1947
6:00	0	0	22		47		69		18:00	0	0	253		222		475	
6:15	0	0	39		80		119		18:15	0	0	259		187		446	
6:30	0	0	34		90		124		18:30	0	0	195		204		399	
6:45	0	0	69	164	91	308	160	472	18:45	0	0	221	928	152	765	373	1693
7:00	0	0	53		116		169		19:00	0	0	206		188		394	
7:15	0	0	73		142		215		19:15	0	0	240		172		412	
7:30	0	0	103		162		265		19:30	0	0	168		160		328	
7:45	0	0	137	366	168	588	305	954	19:45	0	0	166	780	147	667	313	1447
8:00	0	0	125		215		340		20:00	0	0	148		145		293	
8:15	0	0	159		217		376		20:15	0	0	154		129		283	
8:30	0	0	173		216		389		20:30	0	0	108		104		212	
8:45	0	0	163	620	216	864	379	1484	20:45	0	0	117	527	134	512	251	1039
9:00	0	0	137		162		299		21:00	0	0	106		148		254	
9:15	0	0	133		156		289		21:15	0	0	100		122		222	
9:30	0	0	128		176		304		21:30	0	0	75		119		194	
9:45	0	0	186	584	169	663	355	1247	21:45	0	0	78	359	112	501	190	860
10:00	0	0	152		124		276		22:00	0	0	71		98		169	
10:15	0	0	140		154		294		22:15	0	0	51		72		123	
10:30	0	0	134		178		312		22:30	0	0	58		52		110	
10:45	0	0	158	584	181	637	339	1221	22:45	0	0	54	234	56	278	110	512
11:00	0	0	146		169		315		23:00	0	0	48		66		114	
11:15	0	0	176		158		334		23:15	0	0	32		36		68	
11:30	0	0	195		194		389		23:30	0	0	31		43		74	
11:45	0	0	188	705	170	691	358	1396	23:45	0	0	22	133	32	177	54	310
TOTALS				3254		4139		**7393**	**TOTALS**				8316		7776		**16092**
SPLIT %				44.0%		56.0%		**31.5%**	**SPLIT %**				51.7%		48.3%		**68.5%**

DAILY TOTALS	NB	SB	EB	WB	Total
	0	0	11,570	11,915	23,485

AM Peak Hour			11:45	8:00	**11:45**	**PM Peak Hour**			16:45	17:00	**17:00**
AM Pk Volume			769	864	**1517**	**PM Pk Volume**			1073	878	**1947**
Pk Hr Factor			0.933	0.995	**0.916**	**Pk Hr Factor**			0.938	0.967	**0.949**
7 - 9 Volume	0	0	986	1452	**2438**	**4 - 6 Volume**	0	0	2029	1695	**3724**
7 - 9 Peak Hour			8:00	8:00	**8:00**	**4 - 6 Peak Hour**			16:45	17:00	**17:00**
7 - 9 Pk Volume	0	0	620	864	**1484**	**4 - 6 Pk Volume**	0	0	1073	878	**1947**
Pk Hr Factor	0.000	0.000	0.896	0.995	**0.954**	**Pk Hr Factor**	0.000	0.000	0.938	0.967	**0.949**

Prepared by NDS/ATD

Project #: CA23_020030_025 **City:** Burbank

Location: W Olive Ave Bet. N Griffith Park Dr & S **Date:** 1/18/2023

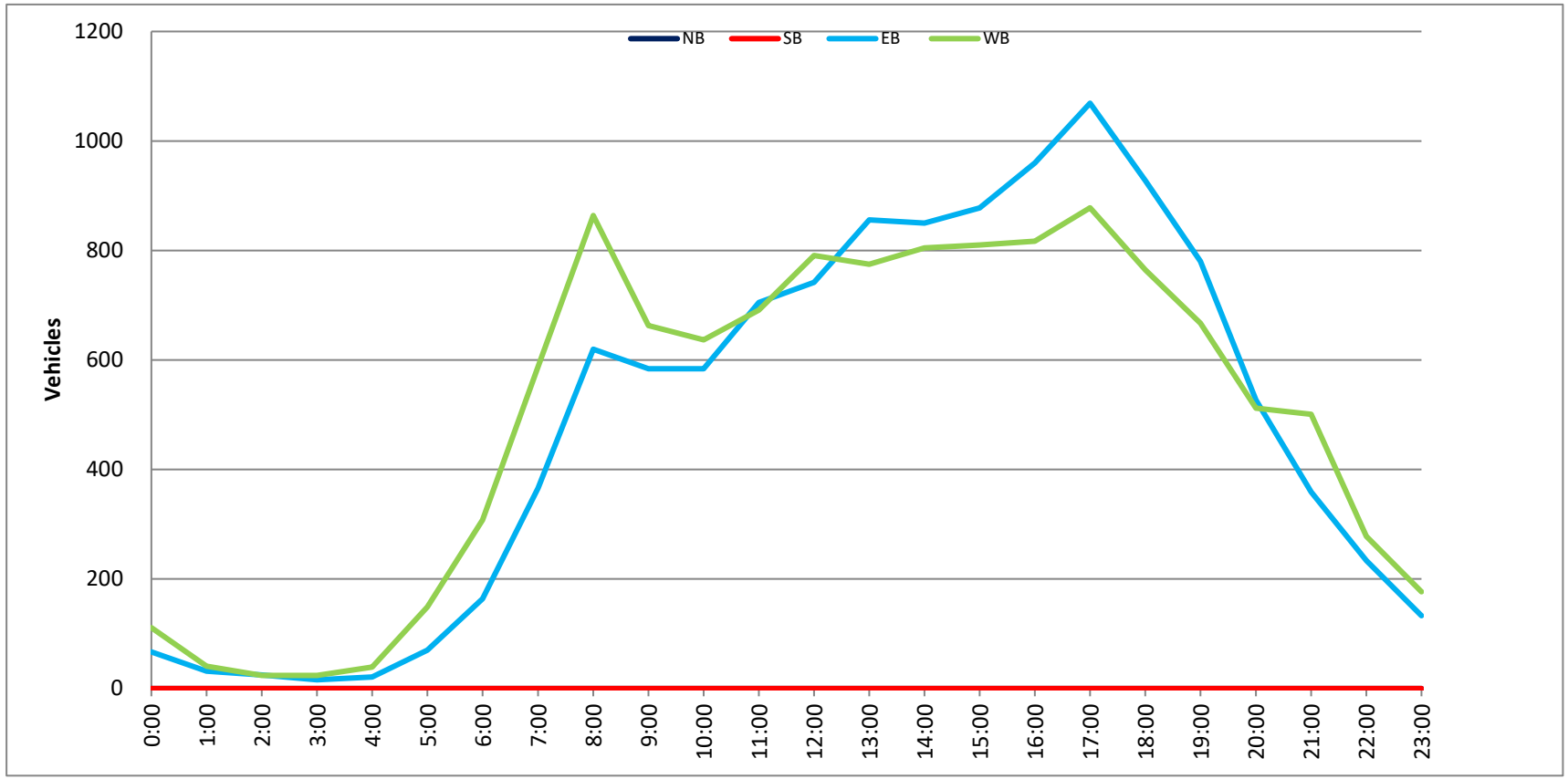

Prepared by National Data & Surveying Services

SPEED

W Olive Ave Bet. N Griffith Park Dr & S Virginia Ave

Day: Thursday
Date: 1/19/2023

City: Burbank
Project #: CA23_020030_025e

East Bound

Time	< 15	15 - 19	20 - 24	25 - 29	30 - 34	35 - 39	40 - 44	45 - 49	50 - 54	55 - 59	60 - 64	65 - 69	70 +	Total
0:00 AM	0	0	0	0	0	3	7	2	1	0	0	0	0	13
0:15	0	0	0	1	2	6	6	4	1	0	0	0	0	20
0:30	0	0	0	0	2	4	2	1	2	0	0	0	0	11
0:45	1	0	0	0	2	4	4	1	0	0	0	0	0	12
1:00	0	0	0	0	1	2	3	2	0	1	1	0	0	10
1:15	0	0	0	1	0	5	5	2	1	0	0	0	0	14
1:30	0	0	1	0	2	7	5	1	0	0	0	0	0	16
1:45	0	0	1	0	0	5	3	3	0	1	0	0	0	13
2:00	0	0	0	0	2	0	2	2	0	0	0	0	0	6
2:15	0	0	0	1	0	1	7	2	1	0	0	0	0	12
2:30	0	0	1	2	3	0	3	1	0	0	1	0	0	11
2:45	0	0	0	0	0	7	0	1	0	1	0	0	0	9
3:00	0	0	0	1	3	2	3	0	0	0	0	0	0	9
3:15	0	0	0	0	0	2	0	1	1	0	0	0	0	4
3:30	0	0	0	0	0	2	1	0	1	1	0	0	0	5
3:45	0	0	0	1	0	2	1	1	1	0	0	0	0	6
4:00	0	0	0	0	0	0	1	2	0	0	0	0	0	3
4:15	0	0	0	0	0	2	4	2	1	0	0	0	0	9
4:30	0	0	0	0	1	1	3	0	1	0	0	0	0	6
4:45	0	0	0	1	0	1	2	1	0	0	0	0	0	5
5:00	0	0	0	0	0	4	2	3	1	1	0	0	0	11
5:15	0	0	0	0	2	5	4	1	3	1	0	0	0	16
5:30	0	0	0	0	5	4	4	3	1	0	0	0	0	17
5:45	0	0	0	1	1	2	10	3	4	0	0	0	0	21
6:00	0	0	0	1	2	7	14	3	0	2	0	0	0	29
6:15	1	0	0	1	6	9	11	5	3	0	0	0	0	36
6:30	0	0	0	2	4	12	12	6	1	2	0	0	0	39
6:45	0	1	0	3	15	27	19	6	1	1	0	0	0	73
7:00	0	2	1	4	9	8	14	3	1	0	0	0	0	42
7:15	0	0	0	5	15	41	25	4	3	0	0	0	0	93
7:30	0	0	3	9	15	36	25	11	0	1	0	0	0	100
7:45	7	4	10	21	27	43	21	3	0	0	0	0	0	136
8:00	1	3	8	18	16	37	23	5	2	0	0	0	0	113
8:15	1	1	5	11	43	61	27	8	2	0	0	0	0	159
8:30	0	0	4	7	39	66	42	7	2	0	0	0	0	167
8:45	0	0	5	14	29	62	31	12	5	0	0	0	0	158
9:00	3	4	9	20	28	59	26	12	3	0	0	0	0	164
9:15	1	2	6	13	32	49	31	9	0	1	0	0	0	144
9:30	2	1	4	17	48	54	35	5	2	1	0	0	0	169
9:45	0	3	5	16	34	58	24	7	1	0	0	0	0	148
10:00	0	1	3	18	43	51	23	10	3	0	0	0	0	152
10:15	0	2	13	23	32	45	16	4	0	0	0	0	0	135
10:30	6	17	12	18	35	46	23	5	1	0	0	0	0	163
10:45	0	1	8	16	47	54	25	10	3	0	0	0	0	164
11:00	4	3	8	26	65	44	21	3	0	0	0	0	0	174
11:15	4	4	12	38	33	45	28	5	2	1	0	0	0	172
11:30	4	5	13	35	52	47	20	9	0	1	0	0	0	186
11:45	12	10	11	21	45	43	30	9	0	0	0	0	0	181
12:00 PM	2	10	22	30	40	39	24	7	0	0	0	0	0	174
12:15	4	2	12	13	52	72	28	3	2	0	0	0	0	188
12:30	9	6	16	21	47	51	20	3	0	0	0	0	0	173
12:45	2	5	27	27	61	56	31	3	1	0	0	0	0	213
13:00	5	0	15	36	63	55	32	3	0	0	0	0	0	209
13:15	8	9	12	28	46	60	27	5	1	0	0	0	0	196
13:30	3	8	11	28	59	55	16	2	0	0	0	0	0	182
13:45	1	7	21	43	71	43	29	4	1	0	0	0	0	220
14:00	0	0	2	23	68	79	26	3	3	0	0	0	0	204
14:15	0	1	11	37	56	61	21	4	0	0	0	0	0	191
14:30	0	9	16	55	69	49	16	5	0	0	0	0	0	219
14:45	20	17	24	38	68	49	14	3	1	0	0	0	0	234
15:00	15	8	29	28	45	49	20	5	0	0	1	0	0	200
15:15	3	6	9	42	69	62	18	9	1	0	0	0	0	219
15:30	6	4	31	57	69	65	16	4	2	0	0	0	0	254
15:45	5	5	15	31	85	72	22	2	0	0	0	0	0	237
16:00	4	4	15	39	69	86	39	4	2	0	0	0	0	262
16:15	0	1	7	32	81	90	23	9	0	0	0	0	0	243
16:30	2	8	15	49	82	73	15	3	0	0	0	0	0	247
16:45	8	15	24	39	90	72	17	1	0	0	0	0	0	266
17:00	2	7	8	53	91	67	25	2	2	0	0	0	0	257
17:15	13	15	20	27	74	64	29	4	0	1	0	0	0	247
17:30	20	28	28	50	62	57	21	5	0	1	0	0	0	272
17:45	1	4	26	53	113	48	26	4	0	0	0	0	0	275
18:00	3	6	14	36	80	62	21	4	2	0	1	0	0	229
18:15	0	2	5	45	80	71	35	8	0	1	0	0	0	247
18:30	11	1	8	42	77	65	15	5	0	0	0	0	0	224
18:45	0	0	1	21	87	78	26	5	1	0	0	0	0	219
19:00	1	0	2	9	79	58	29	4	3	1	1	0	0	187
19:15	0	9	11	19	60	59	36	4	0	0	0	0	0	198
19:30	1	2	5	18	65	56	29	3	0	0	0	0	0	179
19:45	0	0	2	18	35	57	38	8	0	0	0	0	0	158
20:00	6	6	4	15	43	45	26	6	1	0	0	0	0	152
20:15	0	0	0	5	53	52	19	6	1	1	0	0	0	137
20:30	0	0	1	2	43	49	33	10	1	1	0	0	0	140
20:45	0	0	2	2	39	39	27	2	0	0	0	0	0	111
21:00	0	0	2	1	23	65	25	10	3	1	0	0	0	130
21:15	0	0	1	6	30	36	33	3	1	1	0	0	0	111
21:30	0	0	2	5	13	31	23	7	1	0	0	0	0	82
21:45	0	1	3	2	10	38	21	5	0	0	0	0	0	80
22:00	0	0	0	2	13	30	17	6	1	2	0	0	0	71
22:15	0	0	0	0	20	21	21	7	2	0	0	0	0	71
22:30	0	0	0	1	7	18	19	10	0	0	0	0	0	55
22:45	0	0	1	3	4	11	8	5	0	0	0	0	0	32
23:00	0	0	0	0	3	10	19	4	1	1	0	0	0	38
23:15	0	0	0	0	1	10	15	9	0	0	0	0	0	35
23:30	0	0	0	0	4	19	8	5	1	2	0	0	0	39
23:45	0	0	0	0	4	19	10	2	1	0	0	0	0	36
Totals	202	270	623	1497	3241	3548	1756	435	91	29	5			11699
% of Totals	2%	2%	5%	13%	28%	30%	15%	4%	1%	0%	0%			100%

AM Volumes	47	64	143	366	740	1075	648	200	55	16	2	0	0	3356
% AM	0%	1%	1%	3%	6%	9%	6%	2%	0%	0%	0%			29%
AM Peak Hour	11:45	11:15	11:45	11:15	10:45	8:15	8:30	8:30	8:15	6:00	0:15			11:30
Volume	27	29	61	124	197	248	130	40	12	5	1			729
PM Volumes	155	206	480	1131	2503	2473	1108	235	36	13	3	0	0	8343
% PM	1%	2%	4%	10%	21%	21%	9%	2%	0%	0%	0%			71%
PM Peak Hour	14:45	16:45	14:45	17:30	17:45	15:45	19:00	19:45	13:15	20:15	14:15			17:00
Volume	44	65	93	184	350	321	132	30	5	3	1			1051

Directional Peak Periods	AM 7-9			NOON 12-2			PM 4-6			Off Peak Volumes		
All Classes	Volume	⟷	%	Volume	⟷	%	Volume	⟷	%	Volume	⟷	%
	968		8%	1555		13%	2069		18%	7107		61%

Street Name	Direction	Percentiles					
		15th	50th	Average	85th	95th	ADT
W Olive Ave	East Bound	27	35	34	42	45	11699
W Olive Ave	West Bound	30	38	37	44	49	12023

Prepared by National Data & Surveying Services

SPEED

W Olive Ave Bet. N Griffith Park Dr & S Virginia Ave

Day: Thursday
Date: 1/19/2023

City: Burbank
Project #: CA23_020030_025w

West Bound

Time	< 15	15 - 19	20 - 24	25 - 29	30 - 34	35 - 39	40 - 44	45 - 49	50 - 54	55 - 59	60 - 64	65 - 69	70 +	Total
0:00 AM	0	0	0	0	2	6	12	6	4	1	0	0	0	31
0:15	0	0	0	1	2	5	5	5	2	3	0	0	0	23
0:30	0	0	0	1	0	6	5	5	0	0	0	0	0	17
0:45	0	0	0	1	0	5	5	5	2	0	0	0	0	18
1:00	0	0	0	0	1	3	4	2	3	0	0	0	0	13
1:15	0	0	0	0	1	4	2	6	1	2	1	0	0	17
1:30	0	0	0	0	1	2	5	6	2	0	0	0	0	16
1:45	0	0	0	0	2	2	2	1	0	0	0	0	0	7
2:00	0	0	0	0	0	1	4	3	3	0	0	0	0	11
2:15	0	0	1	0	0	1	1	1	2	0	0	0	0	6
2:30	0	0	0	0	2	2	2	4	1	0	0	0	0	11
2:45	0	0	0	0	1	0	6	1	0	1	0	0	0	9
3:00	0	0	0	0	0	0	0	2	1	1	0	0	0	4
3:15	0	0	0	0	0	1	1	1	1	0	1	0	0	5
3:30	0	0	0	0	0	1	3	0	0	0	0	1	0	5
3:45	0	0	0	0	0	2	2	1	4	0	0	0	0	9
4:00	0	0	0	0	1	2	3	0	0	0	1	0	0	7
4:15	0	0	0	0	0	1	8	1	0	0	0	0	0	10
4:30	0	0	0	0	2	2	3	5	0	0	0	0	0	12
4:45	0	0	0	0	0	1	6	7	5	1	0	0	0	20
5:00	0	0	0	0	3	5	8	6	2	2	0	0	0	26
5:15	0	0	0	0	3	5	10	7	4	4	0	0	0	33
5:30	0	0	0	1	4	4	12	11	4	6	1	0	0	43
5:45	0	0	0	0	3	3	12	15	4	1	0	0	0	38
6:00	0	1	0	3	3	10	15	16	3	0	0	0	0	51
6:15	1	0	3	1	2	17	18	13	2	2	1	0	0	60
6:30	0	0	2	4	16	27	18	17	9	0	0	0	0	93
6:45	2	0	0	2	14	29	41	18	0	3	0	0	0	109
7:00	0	0	0	6	11	37	28	15	0	0	0	0	0	97
7:15	0	1	5	6	20	50	55	23	3	0	1	0	0	164
7:30	0	0	0	13	36	50	41	24	4	0	0	0	0	168
7:45	0	3	10	11	41	45	42	16	1	1	0	0	0	170
8:00	0	1	8	21	60	48	34	6	5	0	0	0	0	183
8:15	3	7	20	40	49	52	48	8	6	2	0	0	0	235
8:30	0	0	10	18	48	66	47	22	5	0	0	0	0	216
8:45	2	3	12	19	32	74	65	31	6	1	1	0	0	246
9:00	0	0	4	13	36	51	35	18	9	2	0	0	0	168
9:15	0	1	2	12	28	60	52	18	5	1	0	0	0	179
9:30	1	0	13	14	20	51	42	25	2	1	0	0	0	169
9:45	1	1	2	17	27	49	34	25	4	3	2	0	0	165
10:00	1	2	6	15	33	53	40	28	5	1	0	0	0	184
10:15	0	1	4	7	25	48	46	25	6	0	0	0	0	162
10:30	0	3	3	14	34	52	51	14	5	1	0	0	0	177
10:45	0	3	7	17	27	47	27	16	6	2	0	0	0	152
11:00	0	1	7	16	32	54	49	18	4	1	1	0	0	183
11:15	0	2	7	18	43	58	41	14	3	0	0	0	0	186
11:30	0	1	8	19	35	37	33	13	5	1	0	0	0	152
11:45	1	0	5	9	35	62	54	18	1	0	0	0	0	185
12:00 PM	0	0	9	12	37	67	62	17	2	2	0	0	0	208
12:15	3	1	4	9	39	65	47	16	6	1	1	1	0	193
12:30	2	1	12	18	50	59	36	11	2	2	0	0	0	193
12:45	0	2	6	16	17	62	57	21	6	0	0	0	0	187
13:00	0	0	3	17	41	76	40	19	3	0	0	0	0	199
13:15	0	1	7	14	57	78	33	15	2	1	0	0	0	208
13:30	0	0	5	26	42	64	26	7	0	1	0	0	0	171
13:45	0	2	15	15	54	60	40	11	8	1	0	0	0	206
14:00	0	0	13	19	38	81	40	12	1	2	0	0	0	206
14:15	2	3	18	30	60	46	31	11	3	0	0	0	0	204
14:30	3	4	17	44	67	40	13	9	1	0	0	0	0	198
14:45	0	5	37	38	45	50	26	6	3	1	0	0	0	211
15:00	0	8	29	35	45	56	20	4	2	0	0	0	0	199
15:15	0	1	24	48	46	54	20	9	1	0	0	0	0	203
15:30	0	2	15	48	64	57	20	5	1	0	0	0	0	212
15:45	1	0	15	58	58	46	24	4	4	0	0	0	0	210
16:00	1	6	18	20	39	66	43	22	3	0	0	1	0	219
16:15	2	3	17	26	46	57	38	11	0	0	0	0	0	200
16:30	0	1	7	32	58	66	44	6	3	0	0	0	0	217
16:45	0	2	30	30	57	58	21	7	1	0	1	0	0	207
17:00	0	0	7	36	61	61	23	10	0	0	0	0	0	198
17:15	0	0	8	36	78	65	35	9	0	0	0	0	0	231
17:30	0	0	2	18	64	67	29	9	0	0	0	0	0	189
17:45	0	0	8	19	69	80	28	9	3	0	0	0	0	216
18:00	0	0	10	20	48	73	41	8	2	0	0	0	0	202
18:15	1	1	4	19	47	67	48	8	1	0	0	0	0	196
18:30	0	1	5	20	46	74	34	14	0	1	0	0	0	195
18:45	0	1	4	11	24	45	45	14	2	0	0	0	0	146
19:00	0	1	6	10	29	67	34	12	2	0	0	0	0	161
19:15	0	0	3	8	25	57	44	12	3	0	0	0	0	152
19:30	0	0	3	11	28	62	36	18	5	2	1	0	0	166
19:45	0	0	3	9	26	68	51	8	3	1	0	0	0	169
20:00	0	0	0	7	24	64	39	8	4	0	0	0	0	146
20:15	0	0	2	2	11	51	42	19	2	0	0	0	0	129
20:30	0	0	1	1	16	51	32	11	2	2	0	0	0	116
20:45	0	0	0	5	12	46	42	16	4	1	0	0	0	126
21:00	0	0	2	1	14	58	38	15	0	1	0	0	0	129
21:15	0	0	1	5	16	38	35	21	3	3	1	0	0	123
21:30	0	1	0	4	16	42	27	6	3	2	1	0	0	102
21:45	1	0	0	2	23	29	25	15	6	0	1	0	0	102
22:00	0	0	2	1	14	35	43	23	2	3	0	0	0	123
22:15	0	0	1	0	2	27	26	17	3	2	0	0	0	78
22:30	0	0	0	0	4	11	24	22	8	1	0	0	0	70
22:45	0	0	0	1	2	24	26	12	7	0	0	0	0	72
23:00	0	0	0	0	0	16	20	11	7	2	0	0	0	56
23:15	0	2	0	1	3	17	16	6	2	1	0	0	0	48
23:30	0	1	1	1	5	10	13	13	2	1	0	0	0	47
23:45	0	0	0	0	2	9	10	7	6	3	2	0	0	39
Totals	23	81	513	1122	2404	3713	2664	1118	278	81	18	3		12023
% of Totals	0%	1%	4%	9%	20%	31%	22%	9%	2%	1%	0%	0%		100%

AM Volumes	12	31	138	319	735	1191	1077	542	144	44	10	1	0	4245
% AM	0%	0%	1%	3%	6%	10%	9%	5%	1%	0%	0%	0%		35%
AM Peak Hour	11:45	7:30	8:00	8:00	7:45	11:45	8:30	9:30	8:15	4:45	3:15	2:45		8:00
Volume	6	11	50	98	198	253	199	103	26	13	2	1		880
PM Volumes	16	50	374	803	1669	2522	1587	576	134	37	8	2	0	7778
% PM	0%	0%	3%	7%	14%	21%	13%	5%	1%	0%	0%	0%		65%
PM Peak Hour	12:00	14:15	14:30	15:00	17:00	17:45	12:00	21:45	22:15	21:15	21:00	12:00		16:30
Volume	5	20	107	189	272	294	202	77	25	8	3	1		853

Directional Peak Periods	AM 7-9			NOON 12-2			PM 4-6			Off Peak Volumes		
All Classes	Volume	⟷	%	Volume	⟷	%	Volume	⟷	%	Volume	⟷	%
	1479		12%	1565		13%	1677		14%	7302		61%

Street Name	Direction	Percentiles					
		15th	50th	Average	85th	95th	ADT
W Olive Ave	East Bound	27	35	34	42	45	11699
W Olive Ave	West Bound	30	38	37	44	49	12023

Prepared by National Data & Surveying Services

SPEED

W Olive Ave Bet. N Griffith Park Dr & S Virginia Ave

Day: Thursday
Date: 1/19/2023

City: Burbank
Project #: CA23_020030_025

Summary

Time	< 15	15 - 19	20 - 24	25 - 29	30 - 34	35 - 39	40 - 44	45 - 49	50 - 54	55 - 59	60 - 64	65 - 69	70 +	Total
0:00 AM	0	0	0	0	2	9	19	8	5	1	0	0	0	44
0:15	0	0	0	2	4	11	11	9	3	3	0	0	0	43
0:30	0	0	0	1	2	10	7	6	2	0	0	0	0	28
0:45	1	0	0	1	2	9	9	6	2	0	0	0	0	30
1:00	0	0	0	0	2	5	7	4	3	1	1	0	0	23
1:15	0	0	0	1	1	9	7	8	2	2	1	0	0	31
1:30	0	0	1	0	3	9	10	7	2	0	0	0	0	32
1:45	0	0	1	0	2	7	5	4	0	1	0	0	0	20
2:00	0	0	0	0	2	1	6	5	3	0	0	0	0	17
2:15	0	0	1	1	0	2	8	3	3	0	0	0	0	18
2:30	0	0	1	2	5	2	5	5	1	0	1	0	0	22
2:45	0	0	0	0	1	7	6	2	0	2	0	0	0	18
3:00	0	0	0	1	3	2	3	2	1	1	0	0	0	13
3:15	0	0	0	0	0	3	1	2	2	0	1	0	0	9
3:30	0	0	0	0	0	3	4	0	1	1	0	1	0	10
3:45	0	0	0	1	0	4	3	2	5	0	0	0	0	15
4:00	0	0	0	0	1	2	4	2	0	0	1	0	0	10
4:15	0	0	0	0	0	3	12	3	1	0	0	0	0	19
4:30	0	0	0	0	3	3	6	5	1	0	0	0	0	18
4:45	0	0	0	1	0	2	8	8	5	1	0	0	0	25
5:00	0	0	0	0	3	9	10	9	3	3	0	0	0	37
5:15	0	0	0	0	5	10	14	8	7	5	0	0	0	49
5:30	0	0	0	1	9	8	16	14	5	6	1	0	0	60
5:45	0	0	0	1	4	5	22	18	8	1	0	0	0	59
6:00	0	1	0	4	5	17	29	19	3	2	0	0	0	80
6:15	2	0	3	2	8	26	29	18	5	2	1	0	0	96
6:30	0	0	2	6	20	39	30	23	10	2	0	0	0	132
6:45	2	1	0	5	29	56	60	24	1	4	0	0	0	182
7:00	0	2	1	10	20	45	42	18	1	0	0	0	0	139
7:15	0	1	5	11	35	91	80	27	6	0	1	0	0	257
7:30	0	0	3	22	51	86	66	35	4	1	0	0	0	268
7:45	7	7	20	32	68	88	63	19	1	1	0	0	0	306
8:00	1	4	16	39	76	85	57	11	7	0	0	0	0	296
8:15	4	8	25	51	92	113	75	16	8	2	0	0	0	394
8:30	0	0	14	25	87	132	89	29	7	0	0	0	0	383
8:45	2	3	17	33	61	136	96	43	11	1	1	0	0	404
9:00	3	4	13	33	64	110	61	30	12	2	0	0	0	332
9:15	1	3	8	25	60	109	83	27	5	2	0	0	0	323
9:30	3	1	17	31	68	105	77	30	4	2	0	0	0	338
9:45	1	4	7	33	61	107	58	32	5	3	2	0	0	313
10:00	1	3	9	33	76	104	63	38	8	1	0	0	0	336
10:15	0	3	17	30	57	93	62	29	6	0	0	0	0	297
10:30	6	20	15	32	69	98	74	19	6	1	0	0	0	340
10:45	0	4	15	33	74	101	52	26	9	2	0	0	0	316
11:00	4	4	15	42	97	98	70	21	4	1	1	0	0	357
11:15	4	6	19	56	76	103	69	19	5	1	0	0	0	358
11:30	4	6	21	54	87	84	53	22	5	2	0	0	0	338
11:45	13	10	16	30	80	105	84	27	1	0	0	0	0	366
12:00 PM	2	10	31	42	77	106	86	24	2	2	0	0	0	382
12:15	7	3	16	22	91	137	75	19	8	1	1	1	0	381
12:30	11	7	28	39	97	110	56	14	2	2	0	0	0	366
12:45	2	7	33	43	78	118	88	24	7	0	0	0	0	400
13:00	5	0	18	53	104	131	72	22	3	0	0	0	0	408
13:15	8	10	19	42	103	138	60	20	3	1	0	0	0	404
13:30	3	8	16	54	101	119	42	9	0	1	0	0	0	353
13:45	1	9	36	58	125	103	69	15	9	1	0	0	0	426
14:00	0	0	15	42	106	160	66	15	4	2	0	0	0	410
14:15	2	4	29	67	116	107	52	15	3	0	0	0	0	395
14:30	3	13	33	99	136	89	29	14	1	0	0	0	0	417
14:45	20	22	61	76	113	99	40	9	4	1	0	0	0	445
15:00	15	16	58	63	90	105	40	9	2	0	1	0	0	399
15:15	3	7	33	90	115	116	38	18	2	0	0	0	0	422
15:30	6	6	46	105	133	122	36	9	3	0	0	0	0	466
15:45	6	5	30	89	143	118	46	6	4	0	0	0	0	447
16:00	5	10	33	59	108	152	82	26	5	0	0	1	0	481
16:15	2	4	24	58	127	147	61	20	0	0	0	0	0	443
16:30	2	9	22	81	140	139	59	9	3	0	0	0	0	464
16:45	8	17	54	69	147	130	38	8	1	0	1	0	0	473
17:00	2	7	15	89	152	128	48	12	2	0	0	0	0	455
17:15	13	15	28	63	152	129	64	13	0	1	0	0	0	478
17:30	20	28	30	68	126	124	50	14	0	1	0	0	0	461
17:45	1	4	34	72	182	128	54	13	3	0	0	0	0	491
18:00	3	6	24	56	128	135	62	12	4	0	1	0	0	431
18:15	1	3	9	64	127	138	83	16	1	1	0	0	0	443
18:30	11	2	13	62	123	139	49	19	0	1	0	0	0	419
18:45	0	1	5	32	111	123	71	19	3	0	0	0	0	365
19:00	1	1	8	19	108	125	63	16	5	1	1	0	0	348
19:15	0	9	14	27	85	116	80	16	3	0	0	0	0	350
19:30	1	2	8	29	93	118	65	21	5	2	1	0	0	345
19:45	0	0	5	27	61	125	89	16	3	1	0	0	0	327
20:00	6	6	4	22	67	109	65	14	5	0	0	0	0	298
20:15	0	0	2	7	64	103	61	25	3	1	0	0	0	266
20:30	0	0	2	3	59	100	65	21	3	3	0	0	0	256
20:45	0	0	2	7	51	85	69	18	4	1	0	0	0	237
21:00	0	0	4	2	37	123	63	25	3	2	0	0	0	259
21:15	0	0	2	11	46	74	68	24	4	4	1	0	0	234
21:30	0	1	2	9	29	73	50	13	4	2	1	0	0	184
21:45	1	1	3	4	33	67	46	20	6	0	1	0	0	182
22:00	0	0	2	3	27	65	60	29	3	5	0	0	0	194
22:15	0	0	1	0	22	48	47	24	5	2	0	0	0	149
22:30	0	0	0	1	11	29	43	32	8	1	0	0	0	125
22:45	0	0	1	4	6	35	34	17	7	0	0	0	0	104
23:00	0	0	0	0	3	26	39	15	8	3	0	0	0	94
23:15	0	2	0	1	4	27	31	15	2	1	0	0	0	83
23:30	0	1	1	1	9	29	21	18	3	3	0	0	0	86
23:45	0	0	0	0	6	28	20	9	7	3	2	0	0	75
Totals	230	351	1136	2619	5647	7261	4420	1553	369	110	23	3		23722
% of Totals	1%	1%	5%	11%	24%	31%	19%	7%	2%	0%	0%	0%		100%

AM Volumes	59	95	282	685	1475	2266	1725	742	199	60	12	1	0	7603
% AM	0%	0%	1%	3%	6%	10%	7%	3%	1%	0%	0%	0%		32%
AM Peak Hour	11:45	10:30	11:45	10:45	11:45	8:15	8:30	8:45	8:15	4:45	0:30	2:45		8:15
Volume	33	34	91	185	345	491	329	130	38	15	2	1		1513
PM Volumes	171	256	854	1934	4172	4995	2695	811	170	50	11	2	0	16121
% PM	1%	1%	4%	8%	18%	21%	11%	3%	1%	0%	0%	0%		68%
PM Peak Hour	14:45	16:45	14:45	15:00	17:00	16:00	12:00	21:45	22:15	21:15	21:00	12:00		17:00
Volume	44	67	198	347	612	568	305	105	28	11	3	1		1885

Directional Peak Periods	AM 7-9			NOON 12-2			PM 4-6			Off Peak Volumes		
All Classes	Volume	⟷	%	Volume	⟷	%	Volume	⟷	%	Volume	⟷	%
	2447		10%	3120		13%	3746		16%	14409		61%

Street Name	Direction	Percentiles					
		15th	50th	Average	85th	95th	ADT
W Olive Ave	Summary	29	36	36	43	48	23722

Prepared by National Data & Surveying Services

SPEED

W Olive Ave Bet. N Griffith Park Dr & S Virginia Ave

Day: Thursday
Date: 1/19/2023

City: Burbank
Project #: CA23_020030_025e

East Bound

Time	< 15	15 - 19	20 - 24	25 - 29	30 - 34	35 - 39	40 - 44	45 - 49	50 - 54	55 - 59	60 - 64	65 - 69	70 +	Total
0:00 AM	1	0	0	1	6	17	19	8	4	0	0	0	0	56
1:00	0	0	2	1	3	19	16	8	1	2	1	0	0	53
2:00	0	0	1	3	5	8	12	6	1	1	1	0	0	38
3:00	0	0	0	2	3	8	5	2	3	1	0	0	0	24
4:00	0	0	0	1	1	4	10	5	2	0	0	0	0	23
5:00	0	0	0	1	8	15	20	10	9	2	0	0	0	65
6:00	1	1	0	7	27	55	56	20	5	5	0	0	0	177
7:00	7	6	14	39	66	128	85	21	4	1	0	0	0	371
8:00	2	4	22	50	127	226	123	32	11	0	0	0	0	597
9:00	6	10	24	66	142	220	116	33	6	2	0	0	0	625
10:00	6	21	36	75	157	196	87	29	7	0	0	0	0	614
11:00	24	22	44	120	195	179	99	26	2	2	0	0	0	713
12:00 PM	17	23	77	91	200	218	103	16	3	0	0	0	0	748
13:00	17	24	59	135	239	213	104	14	2	0	0	0	0	807
14:00	20	27	53	153	261	238	77	15	4	0	0	0	0	848
15:00	29	23	84	158	268	248	76	20	3	0	1	0	0	910
16:00	14	28	61	159	322	321	94	17	2	0	0	0	0	1018
17:00	36	54	82	183	340	236	101	15	2	2	0	0	0	1051
18:00	14	9	28	144	324	276	97	22	3	1	1	0	0	919
19:00	2	11	20	64	239	230	132	19	3	1	1	0	0	722
20:00	6	6	7	24	178	185	105	24	3	2	0	0	0	540
21:00	0	1	8	14	76	170	102	25	5	2	0	0	0	403
22:00	0	0	1	6	44	80	65	28	3	2	0	0	0	229
23:00	0	0	0	0	12	58	52	20	3	3	0	0	0	148
Totals	202	270	623	1497	3243	3548	1756	435	91	29	5			11699
% of Totals	2%	2%	5%	13%	28%	30%	15%	4%	1%	0%	0%			100%

AM Volumes	47	64	143	366	740	1075	648	200	55	16	2	0	0	3356
% AM	0%	1%	1%	3%	6%	9%	6%	2%	0%	0%	0%			29%
AM Peak Hour	11:00	11:00	11:00	11:00	11:00	8:00	8:00	9:00	8:00	6:00	1:00			11:00
Volume	24	22	44	120	195	226	123	33	11	5	1			713
PM Volumes	155	206	480	1131	2503	2473	1108	235	36	13	3	0	0	8343
% PM	1%	2%	4%	10%	21%	21%	9%	2%	0%	0%	0%			71%
PM Peak Hour	17:00	17:00	15:00	17:00	17:00	16:00	19:00	22:00	21:00	23:00	15:00			17:00
Volume	36	54	84	183	340	321	132	28	5	3	1			1051

Directional Peak Periods	AM 7-9			NOON 12-2			PM 4-6			Off Peak Volumes		
All Speeds	Volume		%	Volume		%	Volume		%	Volume		%
	968	↔	8%	1555	↔	13%	2069	↔	18%	7107	↔	61%

Street Name	Direction	Percentiles					
		15th	50th	Average	85th	95th	ADT
W Olive Ave	East Bound	27	35	34	42	45	11699
W Olive Ave	West Bound	30	38	37	44	49	12023

Prepared by National Data & Surveying Services

SPEED

W Olive Ave Bet. N Griffith Park Dr & S Virginia Ave

Day: Thursday
Date: 1/19/2023

City: Burbank
Project #: CA23_020030_025w

West Bound

Time	< 15	15 - 19	20 - 24	25 - 29	30 - 34	35 - 39	40 - 44	45 - 49	50 - 54	55 - 59	60 - 64	65 - 69	70 +	Total
0:00 AM	0	0	0	3	4	22	27	21	8	4	0	0	0	89
1:00	0	0	0	0	5	11	13	15	6	2	1	0	0	53
2:00	0	0	1	0	3	4	13	9	6	1	0	0	0	37
3:00	0	0	0	0	0	4	6	4	6	1	1	1	0	23
4:00	0	0	0	0	3	6	20	13	5	1	1	0	0	49
5:00	0	0	0	1	13	17	42	39	14	13	1	0	0	140
6:00	3	1	5	10	35	83	92	64	14	5	1	0	0	313
7:00	0	4	15	36	108	182	166	78	8	1	1	0	0	599
8:00	5	11	50	98	189	240	194	67	22	3	1	0	0	880
9:00	2	2	21	56	111	211	163	86	20	7	2	0	0	681
10:00	1	9	20	53	119	200	164	83	22	4	0	0	0	675
11:00	1	4	27	62	145	211	177	63	13	2	1	0	0	706
12:00 PM	5	4	31	55	143	253	202	65	16	5	1	1	0	781
13:00	0	3	30	72	194	278	139	52	13	3	0	0	0	784
14:00	5	12	85	131	210	217	110	38	8	3	0	0	0	819
15:00	1	11	83	189	213	213	84	22	8	0	0	0	0	824
16:00	3	12	72	108	200	247	146	46	7	0	1	1	0	843
17:00	0	0	25	109	272	273	115	37	3	0	0	0	0	834
18:00	1	3	23	70	165	259	168	44	5	1	0	0	0	739
19:00	0	1	15	38	108	254	165	50	13	3	1	0	0	648
20:00	0	0	3	15	63	212	155	54	12	3	0	0	0	517
21:00	1	1	3	12	69	167	125	57	12	6	3	0	0	456
22:00	0	0	3	2	22	97	119	74	20	6	0	0	0	343
23:00	0	3	1	2	10	52	59	37	17	7	2	0	0	190
Totals	28	81	513	1122	2404	3713	2664	1118	278	81	18	3		12023
% of Totals	0%	1%	4%	9%	20%	31%	22%	9%	2%	1%	0%	0%		100%

AM Volumes	12	31	139	319	735	1191	1077	542	144	44	10	1	0	4245
% AM	0%	0%	1%	3%	6%	10%	9%	5%	1%	0%	0%	0%		35%
AM Peak Hour	8:00	8:00	8:00	8:00	8:00	8:00	8:00	9:00	8:00	5:00	9:00	3:00		8:00
Volume	5	11	50	98	189	240	194	86	22	13	2	1		880
PM Volumes	16	50	374	803	1669	2522	1587	576	134	37	8	2	0	7778
% PM	0%	0%	3%	7%	14%	21%	13%	5%	1%	0%	0%	0%		65%
PM Peak Hour	12:00	14:00	14:00	15:00	17:00	13:00	12:00	22:00	22:00	23:00	21:00	12:00		16:00
Volume	5	12	85	189	272	278	202	74	20	7	3	1		843

Directional Peak Periods	AM 7-9			NOON 12-2			PM 4-6			Off Peak Volumes		
All Speeds	Volume		%	Volume		%	Volume		%	Volume		%
	1479	↔	12%	1565	↔	13%	1677	↔	14%	7302	↔	61%

Street Name	Direction	Percentiles					
		15th	50th	Average	85th	95th	ADT
W Olive Ave	East Bound	27	35	34	42	45	11699
W Olive Ave	West Bound	30	38	37	44	49	12023

ATTACHMENT 3 - 1745

Prepared by National Data & Surveying Services

SPEED

W Olive Ave Bet. N Griffith Park Dr & S Virginia Ave

Day: Thursday
Date: 1/19/2023

City: Burbank
Project #: CA23_020030_025

Summary

Time	< 15	15 - 19	20 - 24	25 - 29	30 - 34	35 - 39	40 - 44	45 - 49	50 - 54	55 - 59	60 - 64	65 - 69	70 +	Total
0:00 AM	1	0	0	4	10	39	46	29	12	4	0	0	0	**145**
1:00	0	0	2	1	8	30	29	23	7	4	2	0	0	**106**
2:00	0	0	2	3	8	12	25	15	7	2	1	0	0	**75**
3:00	0	0	0	2	3	12	11	6	9	2	1	1	0	**47**
4:00	0	0	0	1	4	10	30	18	7	1	1	0	0	**72**
5:00	0	0	0	2	21	32	62	49	23	15	1	0	0	**205**
6:00	4	2	5	17	62	138	148	84	19	10	1	0	0	**490**
7:00	7	10	29	75	174	310	251	99	12	2	1	0	0	**970**
8:00	7	15	72	148	316	466	317	99	33	3	1	0	0	**1477**
9:00	8	12	45	122	253	431	279	119	26	9	2	0	0	**1306**
10:00	7	30	56	128	276	396	251	112	29	4	0	0	0	**1289**
11:00	25	26	71	182	340	390	276	89	15	4	1	0	0	**1419**
12:00 PM	22	27	108	146	343	471	305	81	19	5	1	1	0	**1529**
13:00	17	27	89	207	433	491	243	66	15	3	0	0	0	**1591**
14:00	25	39	138	284	471	455	187	53	12	3	0	0	0	**1667**
15:00	30	34	167	347	481	461	160	42	11	0	1	0	0	**1734**
16:00	17	40	133	267	522	568	240	63	9	0	1	1	0	**1861**
17:00	36	54	107	292	612	509	216	52	5	2	0	0	0	**1885**
18:00	15	12	51	214	489	535	265	66	8	2	1	0	0	**1658**
19:00	2	12	35	102	347	484	297	69	16	4	2	0	0	**1370**
20:00	6	6	10	39	241	397	260	78	15	5	0	0	0	**1057**
21:00	1	2	11	26	145	337	227	82	17	8	3	0	0	**859**
22:00	0	0	4	8	66	177	184	102	23	8	0	0	0	**572**
23:00	0	3	1	2	22	110	111	57	20	10	2	0	0	**338**
Totals	**230**	**351**	**1136**	**2619**	**5647**	**7261**	**4420**	**1553**	**369**	**110**	**23**	**3**		**23722**
% of Totals	1%	1%	5%	11%	24%	31%	19%	7%	2%	0%	0%	0%		100%

AM Volumes	59	95	282	685	1475	2266	1725	742	199	60	12	1	0	7601
% AM	0%	0%	1%	3%	6%	10%	7%	3%	1%	0%	0%	0%		32%
AM Peak Hour	11:00	10:00	8:00	11:00	11:00	8:00	8:00	9:00	8:00	5:00	1:00	3:00		8:00
Volume	25	30	72	182	340	466	317	119	33	15	2	1		1477
PM Volumes	171	256	854	1934	4172	4995	2695	811	170	50	11	2	0	16121
% PM	1%	1%	4%	8%	18%	21%	11%	3%	1%	0%	0%	0%		68%
PM Peak Hour	17:00	17:00	15:00	15:00	17:00	16:00	12:00	22:00	22:00	23:00	21:00	12:00		17:00
Volume	36	54	167	347	612	568	305	102	23	10	3	1		1885

Directional Peak Periods	**AM 7-9**			**NOON 12-2**			**PM 4-6**			**Off Peak Volumes**		
All Speeds	Volume		%	Volume		%	Volume		%	Volume		%
	2447	↔	10%	3120	↔	13%	3746	↔	16%	14409	↔	61%

Street Name	Direction	Percentiles					
		15th	50th	Average	85th	95th	ADT
W Olive Ave	Summary	29	36	36	43	48	23722

Prepared by NDS/ATD

Prepared by National Data & Surveying Services

VOLUME

W Olive Ave Bet. N Griffith Park Dr & S Virginia Ave

Day: Thursday
Date: 1/19/2023

City: Burbank
Project #: CA23_020030_025

DAILY TOTALS	NB	SB	EB	WB	Total
	0	0	11,699	12,023	23,722

AM Period	NB	SB	EB		WB		TOTAL		PM Period	NB	SB	EB		WB		TOTAL	
0:00	0	0	13		31		44		12:00	0	0	174		208		382	
0:15	0	0	20		23		43		12:15	0	0	188		193		381	
0:30	0	0	11		17		28		12:30	0	0	173		193		366	
0:45	0	0	12	56	18	89	30	145	12:45	0	0	213	748	187	781	400	1529
1:00	0	0	10		13		23		13:00	0	0	209		199		408	
1:15	0	0	14		17		31		13:15	0	0	196		208		404	
1:30	0	0	16		16		32		13:30	0	0	182		171		353	
1:45	0	0	13	53	7	53	20	106	13:45	0	0	220	807	206	784	426	1591
2:00	0	0	6		11		17		14:00	0	0	204		206		410	
2:15	0	0	12		6		18		14:15	0	0	191		204		395	
2:30	0	0	11		11		22		14:30	0	0	219		198		417	
2:45	0	0	9	38	9	37	18	75	14:45	0	0	234	848	211	819	445	1667
3:00	0	0	9		4		13		15:00	0	0	200		199		399	
3:15	0	0	4		5		9		15:15	0	0	219		203		422	
3:30	0	0	5		5		10		15:30	0	0	254		212		466	
3:45	0	0	6	24	9	23	15	47	15:45	0	0	237	910	210	824	447	1734
4:00	0	0	3		7		10		16:00	0	0	262		219		481	
4:15	0	0	9		10		19		16:15	0	0	243		200		443	
4:30	0	0	6		12		18		16:30	0	0	247		217		464	
4:45	0	0	5	23	20	49	25	72	16:45	0	0	266	1018	207	843	473	1861
5:00	0	0	11		26		37		17:00	0	0	257		198		455	
5:15	0	0	16		33		49		17:15	0	0	247		231		478	
5:30	0	0	17		43		60		17:30	0	0	272		189		461	
5:45	0	0	21	65	38	140	59	205	17:45	0	0	275	1051	216	834	491	1885
6:00	0	0	29		51		80		18:00	0	0	229		202		431	
6:15	0	0	36		60		96		18:15	0	0	247		196		443	
6:30	0	0	39		93		132		18:30	0	0	224		195		419	
6:45	0	0	73	177	109	313	182	490	18:45	0	0	219	919	146	739	365	1658
7:00	0	0	42		97		139		19:00	0	0	187		161		348	
7:15	0	0	93		164		257		19:15	0	0	198		152		350	
7:30	0	0	100		168		268		19:30	0	0	179		166		345	
7:45	0	0	136	371	170	599	306	970	19:45	0	0	158	722	169	648	327	1370
8:00	0	0	113		183		296		20:00	0	0	152		146		298	
8:15	0	0	159		235		394		20:15	0	0	137		129		266	
8:30	0	0	167		216		383		20:30	0	0	140		116		256	
8:45	0	0	158	597	246	880	404	1477	20:45	0	0	111	540	126	517	237	1057
9:00	0	0	164		168		332		21:00	0	0	130		129		259	
9:15	0	0	144		179		323		21:15	0	0	111		123		234	
9:30	0	0	169		169		338		21:30	0	0	82		102		184	
9:45	0	0	148	625	165	681	313	1306	21:45	0	0	80	403	102	456	182	859
10:00	0	0	152		184		336		22:00	0	0	71		123		194	
10:15	0	0	135		162		297		22:15	0	0	71		78		149	
10:30	0	0	163		177		340		22:30	0	0	55		70		125	
10:45	0	0	164	614	152	675	316	1289	22:45	0	0	32	229	72	343	104	572
11:00	0	0	174		183		357		23:00	0	0	38		56		94	
11:15	0	0	172		186		358		23:15	0	0	35		48		83	
11:30	0	0	186		152		338		23:30	0	0	39		47		86	
11:45	0	0	181	713	185	706	366	1419	23:45	0	0	36	148	39	190	75	338
TOTALS				3356		4245		**7601**	**TOTALS**				8343		7778		**16121**
SPLIT %				44.2%		55.8%		**32.0%**	**SPLIT %**				51.8%		48.2%		**68.0%**

DAILY TOTALS	NB	SB	EB	WB	Total
	0	0	11,699	12,023	23,722

AM Peak Hour			11:30	8:00	**8:15**	**PM Peak Hour**			17:00	16:30	**17:00**
AM Pk Volume			729	880	**1513**	**PM Pk Volume**			1051	853	**1885**
Pk Hr Factor			0.969	0.894	**0.936**	**Pk Hr Factor**			0.955	0.923	**0.960**
7 - 9 Volume	0	0	968	1479	**2447**	**4 - 6 Volume**	0	0	2069	1677	**3746**
7 - 9 Peak Hour			8:00	8:00	**8:00**	**4 - 6 Peak Hour**			17:00	16:30	**17:00**
7 - 9 Pk Volume	0	0	597	880	**1477**	**4 - 6 Pk Volume**	0	0	1051	853	**1885**
Pk Hr Factor	0.000	0.000	0.894	0.894	**0.914**	**Pk Hr Factor**	0.000	0.000	0.955	0.923	**0.960**

Prepared by NDS/ATD

Project #: CA23_020030_025 **City:** Burbank

Location: W Olive Ave Bet. N Griffith Park Dr & S **Date:** 1/19/2023

Appendix H

License Plate Enty/Exit Data

January 2023

Prepared by National Data & Surveying Services

License Plate Study

Location: Keystone St & Olive Ave
City: Burbank, CA

Date: 1/19/2023
Day: Thursday

***NP** = *No Plate*

AM

Time	Direction	License Plate	Time	Direction	License Plate
7:00 AM	NB	B253	8:04 AM	SB	4922
7:09 AM	NB	2956	7:50 AM	SB	7195
7:19 AM	NB	W681	7:11 AM	SB	H285
7:20 AM	NB	ST62	7:11 AM	SB	VZT1
7:23 AM	NB	B623	7:11 AM	SB	HNEL
7:23 AM	NB	V889	7:14 AM	SB	D4JL
7:24 AM	NB	2642	7:16 AM	SB	L658
7:30 AM	NB	Q1G1	7:16 AM	SB	UO31
7:35 AM	NB	4571	7:17 AM	SB	T298
7:36 AM	NB	C547	7:18 AM	SB	42R2
7:38 AM	NB	73L3	7:18 AM	SB	ILDA
7:38 AM	NB	O20N	7:26 AM	SB	D467
7:41 AM	NB	T516	7:26 AM	SB	W956
7:42 AM	NB	24L2	7:28 AM	SB	F918
7:43 AM	NB	OCAR	7:28 AM	SB	S9TS
7:43 AM	NB	040Q	7:29 AM	SB	SLVR
7:45 AM	NB	A466	7:30 AM	SB	B4AG
7:45 AM	NB	R429	7:30 AM	SB	Y54Z
7:45 AM	NB	UY84	7:30 AM	SB	4SVM
7:45 AM	NB	PI84	7:31 AM	SB	S470
7:46 AM	NB	SQLJ	7:31 AM	SB	K244
7:48 AM	NB	C314	7:31 AM	SB	VSPH
7:49 AM	NB	R98A	7:32 AM	SB	Z813
7:49 AM	NB	MOO9	7:33 AM	SB	B859
7:52 AM	NB	7SHU	7:33 AM	SB	Z509
7:52 AM	NB	6VIA	7:33 AM	SB	QGCS
7:52 AM	NB	4JAU	7:34 AM	SB	45S1
7:52 AM	NB	38DQ	7:34 AM	SB	W157
7:52 AM	NB	ZG9P	7:35 AM	SB	D92C
7:53 AM	NB	0GT1	7:35 AM	SB	Q0SZ
7:54 AM	NB	9XD5	7:36 AM	SB	P050
7:54 AM	NB	8Z0Y	7:36 AM	SB	W169
7:54 AM	NB	QKJ3	7:37 AM	SB	FZR1
7:54 AM	NB	8QQG	7:37 AM	SB	U195
7:54 AM	NB	19K0	7:37 AM	SB	KHM2
7:55 AM	NB	F390	7:38 AM	SB	R899
7:56 AM	NB	APY0	7:39 AM	SB	N647
7:56 AM	NB	AUSZ	7:39 AM	SB	37WW
7:59 AM	NB	M314	7:39 AM	SB	DA34
7:59 AM	NB	R254	7:40 AM	SB	FDZU
7:59 AM	NB	Y377	7:40 AM	SB	WZ13
8:00 AM	NB	X319	7:40 AM	SB	XS1D
8:00 AM	NB	Z077	7:40 AM	SB	LT61
8:01 AM	NB	C991	7:40 AM	SB	0GSO
8:01 AM	NB	BCBE	7:41 AM	SB	A006
8:01 AM	NB	YM3B	7:41 AM	SB	0SZB
8:01 AM	NB	FL1I	7:41 AM	SB	2NAF
8:03 AM	NB	W347	7:42 AM	SB	P814
8:03 AM	NB	10Y2	7:42 AM	SB	BSNQ
8:03 AM	NB	S929	7:42 AM	SB	RDMD
8:06 AM	NB	81YJ	7:42 AM	SB	HUTO
8:06 AM	NB	BBSB	7:43 AM	SB	B097
8:06 AM	NB	Y5VN	7:43 AM	SB	DAIN
8:06 AM	NB	3CH0	7:43 AM	SB	5QHR
8:06 AM	NB	XW55	7:43 AM	SB	H9HO
8:08 AM	NB	UL8G	7:43 AM	SB	FRMY
8:09 AM	NB	ML16	7:44 AM	SB	AQPT
8:09 AM	NB	V667	7:44 AM	SB	WV9W
8:10 AM	NB	NP	7:45 AM	SB	IK74
8:11 AM	NB	N844	7:45 AM	SB	AA2J
8:11 AM	NB	B833	7:45 AM	SB	65PX
8:13 AM	NB	84S8	7:45 AM	SB	6GAV
8:14 AM	NB	C257	7:45 AM	SB	XNCF
8:15 AM	NB	T03O	7:46 AM	SB	C839
8:16 AM	NB	Y330	7:46 AM	SB	L927
8:17 AM	NB	N647	7:46 AM	SB	D164
8:18 AM	NB	N385	7:46 AM	SB	X5C8
8:19 AM	NB	L937	7:46 AM	SB	633C
8:20 AM	NB	N178	7:47 AM	SB	A667
8:21 AM	NB	X557	7:47 AM	SB	8X01
8:21 AM	NB	E303	7:48 AM	SB	W781
8:21 AM	NB	P648	7:48 AM	SB	S002
8:22 AM	NB	OTE5	7:48 AM	SB	L352
8:23 AM	NB	F092	7:49 AM	SB	G851
8:26 AM	NB	P247	7:49 AM	SB	R92F
8:31 AM	NB	G788	7:49 AM	SB	79VO
8:31 AM	NB	DWOS	7:49 AM	SB	1BU9
8:34 AM	NB	6320	7:49 AM	SB	HE3J
8:36 AM	NB	29J2	7:50 AM	SB	MMXC
8:37 AM	NB	U890	7:50 AM	SB	EOJ3
8:37 AM	NB	B373	7:51 AM	SB	A814
8:39 AM	NB	Z077	7:51 AM	SB	Z509
8:39 AM	NB	Y694	7:52 AM	SB	V677
8:39 AM	NB	UE4W	7:52 AM	SB	UON8
8:39 AM	NB	WB9W	7:52 AM	SB	RWIP
8:40 AM	NB	X104	7:52 AM	SB	PZOP
8:40 AM	NB	ZULA	7:52 AM	SB	633Z
8:43 AM	NB	PLCU	7:53 AM	SB	L4E7
8:44 AM	NB	6R11	7:53 AM	SB	MGX6
8:45 AM	NB	U120	7:53 AM	SB	H800
8:50 AM	NB	C839	7:54 AM	SB	P814
8:53 AM	NB	B256	7:55 AM	SB	JDD5
8:56 AM	NB	5NKE	7:55 AM	SB	94AA
8:58 AM	NB	A862	7:57 AM	SB	L663
			7:57 AM	SB	G851
			7:57 AM	SB	YK5Q
			8:00 AM	SB	XYIF
			8:01 AM	SB	M567
			8:03 AM	SB	JLOB
			8:08 AM	SB	S740
			8:14 AM	SB	D614
			8:15 AM	SB	YZ7M
			8:16 AM	SB	T774
			8:18 AM	SB	YDAY
			8:18 AM	SB	S9Z9
			8:19 AM	SB	C145
			8:21 AM	SB	N87U
			8:24 AM	SB	IXXZ
			8:25 AM	SB	M985
			8:25 AM	SB	0AEE
			8:26 AM	SB	L594
			8:27 AM	SB	H260
			8:27 AM	SB	YGMU
			8:29 AM	SB	P762
			8:29 AM	SB	U783

MID

Time	Direction	License Plate	Time	Direction	License Plate
11:03 AM	NB	ABRK	11:01 AM	SB	3HPE
11:03 AM	NB	S736	11:01 AM	SB	50K2
11:04 AM	NB	QY1W	11:01 AM	SB	H51O
11:04 AM	NB	FO85	11:04 AM	SB	H591
11:04 AM	NB	PILA	11:04 AM	SB	AFB3
11:05 AM	NB	ZCTO	11:04 AM	SB	YK6A
11:05 AM	NB	GCGN	11:12 AM	SB	T813
11:07 AM	NB	TQ9V	11:12 AM	SB	WZT7
11:07 AM	NB	P050	11:12 AM	SB	M2QW
11:07 AM	NB	A45X	11:12 AM	SB	CMSR
11:15 AM	NB	ENUB	11:17 AM	SB	28M1
11:17 AM	NB	ZL2Z	11:17 AM	SB	B05G
11:21 AM	NB	9ZS3	11:18 AM	SB	2CPK
11:21 AM	NB	RDHC	11:18 AM	SB	4C4Z
11:23 AM	NB	8888	11:18 AM	SB	QKYV
11:23 AM	NB	I3I7	11:19 AM	SB	VXN9
11:25 AM	NB	Y031	11:19 AM	SB	LA31
11:29 AM	NB	V183	11:19 AM	SB	SJ52
11:29 AM	NB	PLWH	11:24 AM	SB	1686
11:31 AM	NB	MNN8	11:27 AM	SB	QEZD
11:37 AM	NB	L836	11:29 AM	SB	1FS3
11:37 AM	NB	OGJ0	11:33 AM	SB	2665
11:37 AM	NB	BMCM	11:41 AM	SB	HIC5
11:39 AM	NB	KA87	11:42 AM	SB	Y0BJ
11:39 AM	NB	RPQT	11:44 AM	SB	325J
11:41 AM	NB	X983	11:49 AM	SB	QKYV
11:42 AM	NB	9L8I	11:51 AM	SB	U27Z
11:42 AM	NB	5NLI	11:53 AM	SB	B10O
11:45 AM	NB	WPGX	11:58 AM	SB	W63R
11:45 AM	NB	IP03	11:59 AM	SB	CMGI
11:48 AM	NB	0XTG	12:05 PM	SB	9C1X
11:48 AM	NB	7DQ3	12:05 PM	SB	1AD1
11:49 AM	NB	P6U0	12:05 PM	SB	50D6
11:49 AM	NB	EOWT	12:05 PM	SB	PABR
11:49 AM	NB	DDBE	12:06 PM	SB	L7B7
11:53 AM	NB	72X7	12:06 PM	SB	KZ7Q
11:53 AM	NB	V5S9	12:14 PM	SB	ZG3R
11:53 AM	NB	O5GL	12:14 PM	SB	S99G
12:01 PM	NB	Z083	12:14 PM	SB	6J10
12:03 PM	NB	PN2N	12:14 PM	SB	R320
12:05 PM	NB	8053	12:18 PM	SB	C8Q3
12:05 PM	NB	E613	12:21 PM	SB	6DCR
12:07 PM	NB	N1JE	12:22 PM	SB	7KI8
12:09 PM	NB	L216	12:25 PM	SB	CR2U
12:11 PM	NB	PX77	12:27 PM	SB	QZ8I
12:13 PM	NB	QMK2	12:27 PM	SB	00BR
12:14 PM	NB	0ARI	12:28 PM	SB	LRIX
12:17 PM	NB	6PA9	12:28 PM	SB	5LJJ
12:22 PM	NB	9EMN	12:29 PM	SB	Q7FG
12:23 PM	NB	V907	12:29 PM	SB	W59D
12:24 PM	NB	D886	12:31 PM	SB	GEL6
12:24 PM	NB	8FB0	12:31 PM	SB	UQYG
12:26 PM	NB	UNSF	12:31 PM	SB	NCBH
12:27 PM	NB	YWFE	12:33 PM	SB	NSZS
12:27 PM	NB	DSGN	12:33 PM	SB	LCOM
12:27 PM	NB	C222	12:33 PM	SB	VOA9
12:29 PM	NB	JBDH	12:41 PM	SB	SYUV
12:29 PM	NB	5V3C	12:41 PM	SB	5WY7
12:29 PM	NB	8PGX	12:44 PM	SB	C540
12:30 PM	NB	29KU	12:44 PM	SB	2XPF
12:31 PM	NB	9VLO	12:45 PM	SB	JFG3
12:31 PM	NB	ETNJ	12:45 PM	SB	5MMY
12:33 PM	NB	VF4I	12:49 PM	SB	PRQ1
12:33 PM	NB	M3L3	12:49 PM	SB	F5X1
12:33 PM	NB	J865	12:51 PM	SB	6BWV
12:37 PM	NB	H466	12:54 PM	SB	VDR8
12:37 PM	NB	VM5G	12:55 PM	SB	NVM2
12:39 PM	NB	E939	12:57 PM	SB	WC3O
12:39 PM	NB	Z668			
12:39 PM	NB	D521			
12:41 PM	NB	X392			
12:43 PM	NB	T976			
12:43 PM	NB	DS8T			
12:43 PM	NB	AZ0D			
12:45 PM	NB	Q8C1			
12:45 PM	NB	1RJU			
12:47 PM	NB	N790			
12:47 PM	NB	IKG5			
12:49 PM	NB	VXCD			
12:49 PM	NB	BYJ2			
12:49 PM	NB	64OB			
12:51 PM	NB	A008			
12:51 PM	NB	M463			
12:55 PM	NB	B578			
12:55 PM	NB	0QD5			
12:55 PM	NB	0R2Q			
12:57 PM	NB	E5QU			
12:57 PM	NB	H3IJ			
12:59 PM	NB	IN9L			
12:59 PM	NB	T483			
12:59 PM	NB	P045			
TOTAL		*91*	*TOTAL*		*68*

PM

Time	Direction	License Plate	Time	Direction	License Plate
4:02 PM	NB	XQ3O	4:00 PM	SB	6KNR
4:02 PM	NB	93HC	4:01 PM	SB	PULJ
4:02 PM	NB	TWY0	4:01 PM	SB	P7JY
4:03 PM	NB	Z61D	4:04 PM	SB	EQ6P
4:04 PM	NB	V706	4:06 PM	SB	R0OL
4:05 PM	NB	NVU5	4:06 PM	SB	GWFM
4:06 PM	NB	G150	4:07 PM	SB	Y053
4:06 PM	NB	Z814	4:09 PM	SB	J8NS
4:09 PM	NB	3UF1	4:09 PM	SB	PXMO
4:09 PM	NB	VDVR	4:09 PM	SB	3REO
4:09 PM	NB	BK8I	4:11 PM	SB	WJ4E
4:09 PM	NB	RUJJ	4:16 PM	SB	W787
4:11 PM	NB	X608	4:16 PM	SB	OCPY
4:11 PM	NB	J161	4:16 PM	SB	B76X
4:11 PM	NB	XS4F	4:18 PM	SB	59KG
4:11 PM	NB	OJGW	4:18 PM	SB	Q1PE
4:11 PM	NB	S6X1	4:18 PM	SB	V796
4:11 PM	NB	XSJ9	4:18 PM	SB	O817
4:11 PM	NB	S6TP	4:20 PM	SB	T8AN
4:11 PM	NB	UOXN	4:20 PM	SB	KZH7
4:11 PM	NB	89PL	4:22 PM	SB	MG9R
4:14 PM	NB	T66P	4:24 PM	SB	VO12
4:14 PM	NB	WN2P	4:29 PM	SB	GBX0
4:16 PM	NB	BVEC	4:31 PM	SB	FCRR
4:16 PM	NB	9TN8	4:32 PM	SB	N619
4:16 PM	NB	W4A9	4:34 PM	SB	7YY4
4:16 PM	NB	LJDU	4:38 PM	SB	L049
4:16 PM	NB	PHNB	4:38 PM	SB	9O1S
4:18 PM	NB	3VM9	4:38 PM	SB	U3GY
4:18 PM	NB	QNXT	4:39 PM	SB	AK6Y
4:20 PM	NB	E053	4:41 PM	SB	76IN
4:20 PM	NB	Y1LT	4:42 PM	SB	ODAG
4:20 PM	NB	JE14	4:45 PM	SB	72UQ
4:25 PM	NB	G0S8	4:46 PM	SB	W2PT
4:25 PM	NB	7D2B	4:48 PM	SB	3CZ7
4:25 PM	NB	47FT	4:50 PM	SB	K143
4:28 PM	NB	21KW	4:50 PM	SB	NZUR
4:28 PM	NB	N5U1	4:50 PM	SB	JKFO
4:28 PM	NB	FMQG	4:51 PM	SB	CFZL
4:31 PM	NB	XHBD	4:53 PM	SB	ZAI4
4:31 PM	NB	ONFD	4:54 PM	SB	5AKS
4:31 PM	NB	VOA9	4:55 PM	SB	J289
4:31 PM	NB	LCOM	4:55 PM	SB	OUFO
4:32 PM	NB	CZT0	4:57 PM	SB	1AEV
4:32 PM	NB	KPSX	4:58 PM	SB	H4IC
4:32 PM	NB	SOTT	4:59 PM	SB	UH0A
4:32 PM	NB	RA4B	5:00 PM	SB	V2L6
4:36 PM	NB	YFKQ	5:00 PM	SB	AL7D
4:36 PM	NB	YTLT	5:00 PM	SB	8FYU
4:36 PM	NB	8E87	5:01 PM	SB	4H05
4:36 PM	NB	HA8V	5:05 PM	SB	2VTG
4:37 PM	NB	4Z96	5:06 PM	SB	E901
4:37 PM	NB	KTIO	5:10 PM	SB	E1RL
4:37 PM	NB	46FC	5:12 PM	SB	LRQW
4:37 PM	NB	D2CE	5:12 PM	SB	0HGN
4:39 PM	NB	N3WQ	5:14 PM	SB	5X9C
4:39 PM	NB	8T5I	5:16 PM	SB	959S
4:39 PM	NB	JNGC	5:19 PM	SB	D500
4:39 PM	NB	RIO4	5:19 PM	SB	UGF0
4:42 PM	NB	0GG8	5:21 PM	SB	6806
4:42 PM	NB	4BCC	5:24 PM	SB	304J
4:42 PM	NB	PZQS	5:25 PM	SB	TCN6
4:44 PM	NB	BESY	5:25 PM	SB	4SL5
4:44 PM	NB	SR13	5:26 PM	SB	ODDP
4:45 PM	NB	JR04	5:31 PM	SB	VEQE
4:45 PM	NB	00AL	5:31 PM	SB	NTAA
4:45 PM	NB	7337	5:31 PM	SB	YINU
4:46 PM	NB	Z4DB	5:33 PM	SB	TVS9
4:46 PM	NB	7AP1	5:33 PM	SB	NSVC
4:46 PM	NB	CVWN	5:34 PM	SB	68FP
4:48 PM	NB	2C7U	5:34 PM	SB	LKHT
4:48 PM	NB	1LFP	5:37 PM	SB	X42J
4:51 PM	NB	DTGQ	5:37 PM	SB	70NQ
4:51 PM	NB	W7CU	5:42 PM	SB	49M0
4:51 PM	NB	XW1K	5:45 PM	SB	2RCY
4:53 PM	NB	IJBL	5:46 PM	SB	AD3O
4:54 PM	NB	D1LZ	5:49 PM	SB	CQVY
4:55 PM	NB	0XRF	5:53 PM	SB	01U0
4:55 PM	NB	2FDM	5:54 PM	SB	R1SC
5:00 PM	NB	M922	5:59 PM	SB	8UN8
5:02 PM	NB	O5BS			
5:02 PM	NB	8TLV			
5:05 PM	NB	QFFG			
5:05 PM	NB	GOJQ			
5:05 PM	NB	G4TB			
5:05 PM	NB	204D			
5:07 PM	NB	0PEW			
5:07 PM	NB	R0PH			
5:07 PM	NB	ZHVF			
5:07 PM	NB	W2CL			
5:09 PM	NB	1TWC			
5:09 PM	NB	K7US			
5:09 PM	NB	DR4L			
5:10 PM	NB	M44L			
5:12 PM	NB	3QK2			
5:14 PM	NB	H7EH			
5:16 PM	NB	OWQT			
5:19 PM	NB	8H5B			
5:21 PM	NB	HESL			
5:21 PM	NB	AKNZ			
5:23 PM	NB	S446			
5:23 PM	NB	RP10			
5:23 PM	NB	A792			
5:26 PM	NB	I3LG			
5:26 PM	NB	RFKF			
5:28 PM	NB	0YC9			
5:28 PM	NB	FYB0			
5:28 PM	NB	WMTN			
5:29 PM	NB	QN1W			
5:30 PM	NB	XJTC			
5:30 PM	NB	T2QY			
5:33 PM	NB	IB1B			
5:33 PM	NB	78GX			
5:33 PM	NB	JP0A			
5:35 PM	NB	LQZI			

			8:33 AM	SB	LIFE
			8:34 AM	SB	L842
			8:35 AM	SB	T309
			8:37 AM	SB	W484
			8:39 AM	SB	C9EM
			8:42 AM	SB	S229
			8:43 AM	SB	R559
			8:44 AM	SB	L3MP
			8:45 AM	SB	BHCL
			8:46 AM	SB	W375
			8:46 AM	SB	8NTT
			8:48 AM	SB	BIHG
			8:47 AM	SB	A723
			8:48 AM	SB	74X2
			8:53 AM	SB	J701
			8:55 AM	SB	Y904
			8:55 AM	SB	7DAX
			8:57 AM	SB	6E4T
			8:57 AM	SB	E901
			8:59 AM	SB	N211
TOTAL		***94***	***TOTAL***		***135***

5:35 PM	NB	RNOV			
5:35 PM	NB	DOAB			
5:35 PM	NB	GK3P			
5:40 PM	NB	J085			
5:40 PM	NB	1SBR			
5:40 PM	NB	7163			
5:42 PM	NB	ESQ3			
5:43 PM	NB	47HD			
5:44 PM	NB	FSGZ			
5:47 PM	NB	B864			
5:49 PM	NB	2IQ6			
5:49 PM	NB	4F4H			
5:50 PM	NB	EM5K			
5:50 PM	NB	EDKQ			
5:51 PM	NB	4849			
5:54 PM	NB	U192			
5:54 PM	NB	KGQB			
5:59 PM	NB	L315			
5:59 PM	NB	E0HV			
5:59 PM	NB	D2C4			
TOTAL		***135***	***TOTAL***		***80***

Prepared by National Data & Surveying Services

License Plate Study

Location: Parish Pl & Olive Ave
City: Burbank, CA

Date: 1/19/2023
Day: Thursday

***NP** = *No Plate*

AM

Time	Direction	License Plate	Time	Direction	License Plate
7:04 AM	NB	KCQR	7:00 AM	SB	VLHI
7:05 AM	NB	A3V0	7:01 AM	SB	BPR1
7:07 AM	NB	7RA9	7:01 AM	SB	YV1X
7:11 AM	NB	4Q56	7:07 AM	SB	WTF2
7:14 AM	NB	BACY	7:11 AM	SB	PFIQ
7:15 AM	NB	XP82	7:12 AM	SB	H98X
7:15 AM	NB	TWTI	7:14 AM	SB	SZ2M
7:15 AM	NB	AYM6	7:18 AM	SB	Y643
7:19 AM	NB	31TD	7:19 AM	SB	OF29
7:20 AM	NB	TXAA	7:21 AM	SB	7FTR
7:22 AM	NB	HHJK	7:22 AM	SB	17QE
7:23 AM	NB	KDPH	7:22 AM	SB	D18F
7:23 AM	NB	VF0U	7:23 AM	SB	FM2E
7:25 AM	NB	LTJX	7:25 AM	SB	H423
7:25 AM	NB	LGXJ	7:26 AM	SB	TTUG
7:25 AM	NB	JBEL	7:26 AM	SB	E4BA
7:28 AM	NB	ESM5	7:27 AM	SB	60XR
7:31 AM	NB	ITEJ	7:30 AM	SB	R4J7
7:36 AM	NB	2I2J	7:33 AM	SB	MBEO
7:38 AM	NB	ML9V	7:33 AM	SB	3R0F
7:39 AM	NB	31KU	7:35 AM	SB	KTXU
7:40 AM	NB	88DR	7:37 AM	SB	LX3Y
7:41 AM	NB	QQWX	7:37 AM	SB	C5J9
7:44 AM	NB	PZJQ	7:38 AM	SB	FZLT
7:45 AM	NB	XZAF	7:38 AM	SB	WFRJ
7:45 AM	NB	2ZLJ	7:38 AM	SB	IJ6S
7:47 AM	NB	C1BW	7:38 AM	SB	2G8I
7:48 AM	NB	TVNG	7:39 AM	SB	QYKB
7:49 AM	NB	1EE9	7:39 AM	SB	78RN
7:49 AM	NB	7Z6A	7:39 AM	SB	80O0
7:52 AM	NB	985M	7:40 AM	SB	MPY0
7:52 AM	NB	C5X3	7:42 AM	SB	3KHL
7:52 AM	NB	0DS0	7:43 AM	SB	CYZR
7:52 AM	NB	3SR3	7:44 AM	SB	7ZJA
7:52 AM	NB	KCBA	7:45 AM	SB	555Y
7:53 AM	NB	4ALB	7:47 AM	SB	WN1E
7:55 AM	NB	H042	7:51 AM	SB	CYUA
7:57 AM	NB	D1YI	7:52 AM	SB	3MO5
8:01 AM	NB	QR47	7:52 AM	SB	6P09
8:01 AM	NB	9X94	7:54 AM	SB	7KLR
8:01 AM	NB	VUCL	7:54 AM	SB	9IO7
8:01 AM	NB	RWTF	7:55 AM	SB	LH4R
8:01 AM	NB	NZTA	7:55 AM	SB	6JAT
8:02 AM	NB	P3S1	7:57 AM	SB	DKJ4
8:04 AM	NB	2BAL	7:58 AM	SB	V0MW
8:06 AM	NB	RW9M	7:59 AM	SB	AIUG
8:06 AM	NB	ASY0	8:04 AM	SB	H29S
8:08 AM	NB	X9M4	8:05 AM	SB	LV45
8:09 AM	NB	A57W	8:08 AM	SB	Q2PP
8:10 AM	NB	3N6Y	8:10 AM	SB	7LRS
8:10 AM	NB	RWLJ	8:12 AM	SB	OYTR
8:10 AM	NB	CLVW	8:16 AM	SB	53J1
8:13 AM	NB	KRRV	8:17 AM	SB	NLIZ
8:13 AM	NB	HZGX	8:17:AM	SB	8WBK
8:13 AM	NB	K9FI	8:18 AM	SB	8VYD
8:15 AM	NB	X8RK	8:18 AM	SB	EU2H
8:20 AM	NB	YHL7	8:22 AM	SB	3QX3
8:21 AM	NB	XOQT	8:23 AM	SB	EIDZ
8:23 AM	NB	F44Z	8:25 AM	SB	EYTO
8:24 AM	NB	IQ8M	8:25 AM	SB	D5PE
8:29 AM	NB	Q60B	8:26 AM	SB	44JS
8:29 AM	NB	BB43	8:28 AM	SB	RN20
8:31 AM	NB	YX5A	8:29 AM	SB	3FZW
8:32 AM	NB	XIOC	8:29 AM	SB	AX4C
8:35 AM	NB	6B3U	8:29 AM	SB	W7AY
8:38 AM	NB	V9K1	8:29 AM	SB	P28Z
8:41 AM	NB	USHH	8:30 AM	SB	HJYC
8:41 AM	NB	4AIS	8:31 AM	SB	EGFQ
8:46 AM	NB	QF5E	8:31 AM	SB	FFE6
8:48 AM	NB	EJO2	8:34 AM	SB	ISE0
8:51 AM	NB	ORAW	8:34 AM	SB	6SPA
8:51 AM	NB	IJJB	8:35 AM	SB	R0JK
8:56 AM	NB	JAD1	8:36 AM	SB	ZN1Z
8:57 AM	NB	YEUX	8:36 AM	SB	W2WE
8:57 AM	NB	3OU1	8:41 AM	SB	3KLU
8:57 AM	NB	9W8J	8:44 AM	SB	3G6F
8:57 AM	NB	N59A	8:45 AM	SB	CACP
8:58 AM	NB	PLZN	8:46 AM	SB	WLX3
			8:46 AM	SB	O3YJ
			8:49 AM	SB	NHFG
			8:49 AM	SB	EEP9
			8:50 AM	SB	8I64
			8:50 AM	SB	QWAT
			8:52 AM	SB	93QN
			8:52 AM	SB	5PXW
			8:52 AM	SB	P68W
			8:52 AM	SB	HNN8
			8:53 AM	SB	CTEU
			8:54 AM	SB	2JYB
			8:56 AM	SB	J8F4
			8:56 AM	SB	F45X
			8:57 AM	SB	92L1
			8:57 AM	SB	FEJE
			8:57 AM	SB	0OFC
			8:57 AM	SB	A60U
			8:57 AM	SB	Q0MG
			8:58 AM	SB	4IUZ
TOTAL		*78*	*TOTAL*		*96*

MD

Time	Direction	License Plate	Time	Direction	License Plate
11:02 AM	NB	RO45	11:00 AM	SB	IUU2
11:04 AM	NB	4G1B	11:00 AM	SB	GVEZ
11:05 AM	NB	96MF	11:01 AM	SB	Q1C8
11:08 AM	NB	LWCK	11:01 AM	SB	B835
11:08 AM	NB	T09G	11:03 AM	SB	VH2T
11:09 AM	NB	K50Q	11:04 AM	SB	D9QF
11:09 AM	NB	TO7K	11:07 AM	SB	C3CB
11:09 AM	NB	VALH	11:07 AM	SB	M1MB
11:10 AM	NB	LPRP	11:07 AM	SB	AU4O
11:11 AM	NB	ASZJ	11:09 AM	SB	SMCB
11:13 AM	NB	EYJ0	11:09 AM	SB	U7DR
11:15 AM	NB	5HPI	11:10 AM	SB	HR24
11:17 AM	NB	WSTM	11:11 AM	SB	GBMO
11:21 AM	NB	EZOE	11:11 AM	SB	KUOK
11:21 AM	NB	6XQX	11:11 AM	SB	TMR5
11:23 AM	NB	XK8B	11:11 AM	SB	V0PY
11:23 AM	NB	1J8V	11:12 AM	SB	ANCY
11:23 AM	NB	N0QO	11:12 AM	SB	LIQ6
11:26 AM	NB	MPV9	11:13 AM	SB	OKSS
11:27 AM	NB	ZMWL	11:14 AM	SB	BUFD
11:31 AM	NB	LFOT	11:15 AM	SB	BU06
11:33 AM	NB	JUR8	11:17 AM	SB	ZNWE
11:33 AM	NB	R88M	11:19 AM	SB	KDI2
11:33 AM	NB	GU7A	11:20 AM	SB	OX6W
11:34 AM	NB	FVIK	11:22 AM	SB	3KDS
11:34 AM	NB	7HC8	11:24 AM	SB	R95T
11:35 AM	NB	D2TO	11:24 AM	SB	IBXJ
11:38 AM	NB	UCNZ	11:26 AM	SB	KL72
11:38 AM	NB	C10R	11:29 AM	SB	D0S2
11:39 AM	NB	ORJ6	11:29 AM	SB	AURR
11:40 AM	NB	LCYW	11:31 AM	SB	SIPD
11:40 AM	NB	TLDU	11:32 AM	SB	XZ81
11:40 AM	NB	GTJW	11:33 AM	SB	QHD6
11:41 AM	NB	FD5V	11:37 AM	SB	ES8G
11:45 AM	NB	V8QO	11:39 AM	SB	U0CX
11:46 AM	NB	G471	11:40 AM	SB	M45C
11:48 AM	NB	CKIA	11:43 AM	SB	PNWT
11:50 AM	NB	PKIJ	11:43 AM	SB	MHP8
11:50 AM	NB	TBHO	11:45 AM	SB	JFTD
11:51 AM	NB	8BH2	11:45 AM	SB	RDIN
11:55 AM	NB	1C4T	11:46 AM	SB	JDRQ
11:57 AM	NB	MZ84	11:47 AM	SB	76OC
11:57 AM	NB	OLAD	11:47 AM	SB	M3FW
11:58 AM	NB	994C	11:47 AM	SB	Y7H7
11:58 AM	NB	3M8A	11:48 AM	SB	2BQA
11:59 AM	NB	U13C	11:48 AM	SB	6MG9
11:59 AM	NB	0UAP	11:49 AM	SB	A0HA
12:00 PM	NB	FWU7	11:53 AM	SB	UDEJ
12:00 PM	NB	YSPK	11:53 AM	SB	C4VZ
12:00 PM	NB	XCNG	11:54 AM	SB	LPQV
12:03 PM	NB	XBHL	11:57 AM	SB	2P1R
12:08 PM	NB	I218	11:58 AM	SB	L89J
12:11 PM	NB	FPPD	11:58 AM	SB	XJCC
12:11 PM	NB	0JCH	11:59 AM	SB	5PM5
12:12 PM	NB	K31Q	11:59 AM	SB	JQ10
12:12 PM	NB	VBBG	11:59 AM	SB	05UH
12:13 PM	NB	S4DT	11:59 AM	SB	R6HF
12:18 PM	NB	XINX	11:59 AM	SB	FJGW
12:20 PM	NB	HBEH	11:59 AM	SB	VR2F
12:20 PM	NB	ZKZZ	11:59 AM	SB	VM82
12:21 PM	NB	3DRF	11:59 AM	SB	OCQV
12:21 PM	NB	TNN1	12:01 PM	SB	HYMZ
12:21 PM	NB	Q1YA	12:03 PM	SB	8ZTP
12:22 PM	NB	CCKJ	12:03 PM	SB	L098
12:22 PM	NB	0HJH	12:04 PM	SB	PAQO
12:23 PM	NB	L02N	12:04 PM	SB	RRZH
12:23 PM	NB	9TZ7	12:05 PM	SB	57RA
12:25 PM	NB	SC0U	12:06 PM	SB	TE7J
12:25 PM	NB	9T6I	12:06 PM	SB	4P4L
12:27 PM	NB	YVQ8	12:07 PM	SB	DCKA
12:29 PM	NB	MZMH	12:12 PM	SB	08P1
12:29 PM	NB	9E3I	12:12 PM	SB	FV68
12:29 PM	NB	1A9Z	12:14 PM	SB	L7C7
12:29 PM	NB	H6A3	12:14 PM	SB	7H11
12:29 PM	NB	3RAC	12:14 PM	SB	FP7C
12:32 PM	NB	FIO6	12:14 PM	SB	3U92
12:32 PM	NB	XKM3	12:17 PM	SB	Q13Z
12:33 PM	NB	0Z3M	12:18 PM	SB	87L0
12:33 PM	NB	XFCA	12:19 PM	SB	TPZK
12:33 PM	NB	YD29	12:19 PM	SB	MROG
12:35 PM	NB	UTJR	12:19 PM	SB	PYF7
12:35 PM	NB	ADYN	12:21 PM	SB	FIQ9
12:37 PM	NB	YH49	12:22 PM	SB	XDZX
12:39 PM	NB	FCLV	12:22 PM	SB	ODKZ
12:39 PM	NB	7L71	12:25 PM	SB	EU6Y
12:40 PM	NB	2Y25	12:27 PM	SB	GAIF
12:41 PM	NB	Y2ZP	12:28 PM	SB	QVR8
12:42 PM	NB	PU1E	12:31 PM	SB	VYZK
12:42 PM	NB	DLNV	12:31 PM	SB	XYMH
12:43 PM	NB	XCZQ	12:33 PM	SB	TBRR
12:43 PM	NB	YKR9	12:34 PM	SB	HSZ2
12:43 PM	NB	DBFD	12:36 PM	SB	M2CJ
12:45 PM	NB	SHSP	12:37 PM	SB	06XM
12:45 PM	NB	UGXK	12:38 PM	SB	CZUA
12:45 PM	NB	GREQ	12:39 PM	SB	XBOU
12:45 PM	NB	NW3D	12:39 PM	SB	SMOC
12:47 PM	NB	WWKE	12:42 PM	SB	T743
12:49 PM	NB	1J1N	12:42 PM	SB	1LT5
12:49 PM	NB	1TMY	12:45 PM	SB	GF4H
12:49 PM	NB	QWDU	12:45 PM	SB	POPR
12:49 PM	NB	40EE	12:45 PM	SB	5X4U
12:50 PM	NB	CMTQ	12:45 PM	SB	7OL5
12:51 PM	NB	X2E3	12:45 PM	SB	2TQJ
12:53 PM	NB	Z49Q	12:45 PM	SB	YSBE
12:53 PM	NB	JW7C	12:46 PM	SB	0LTI
12:53 PM	NB	XFV8	12:46 PM	SB	U32R
12:54 PM	NB	17K6	12:46 PM	SB	TZ26
12:56 PM	NB	TA90	12:47 PM	SB	S7NR
12:57 PM	NB	0ECD	12:49 PM	SB	THQE
12:57 PM	NB	6CSS	12:49 PM	SB	MJIA
12:57 PM	NB	JVUM	12:49 PM	SB	8J12
12:57 PM	NB	DDIW	12:52 PM	SB	RJ0J
12:59 PM	NB	GWUZ	12:52 PM	SB	HUS6
			12:53 PM	SB	LSDL
			12:54 PM	SB	2XWT

PM

Time	Direction	License Plate	Time	Direction	License Plate
4:00 PM	NB	SSKW	4:00 PM	SB	0ET3
4:00 PM	NB	W7OV	4:01 PM	SB	2LZU
4:01 PM	NB	JPXR	4:01 PM	SB	DN0I
4:01 PM	NB	CQIT	4:01 PM	SB	NIPO
4:02 PM	NB	UDAQ	4:02 PM	SB	P3Z1
4:02 PM	NB	HZZ2	4:03 PM	SB	JCFS
4:02 PM	NB	65CU	4:04 PM	SB	BSS6
4:02 PM	NB	CFW8	4:05 PM	SB	Y3D7
4:03 PM	NB	5V9U	4:05 PM	SB	C124
4:03 PM	NB	7HRS	4:06 PM	SB	OEHH
4:04 PM	NB	08HL	4:06 PM	SB	UVEN
4:04 PM	NB	0BAS	4:06 PM	SB	PFY2
4:04 PM	NB	HEI7	4:06 PM	SB	RCQN
4:04 PM	NB	KI1Q	4:10 PM	SB	PQRL
4:06 PM	NB	2WI7	4:11 PM	SB	8BB1
4:06 PM	NB	ROMX	4:12 PM	SB	0516
4:09 PM	NB	F5B7	4:12 PM	SB	5YDK
4:09 PM	NB	GBTO	4:13 PM	SB	IGML
4:09 PM	NB	L040	4:15 PM	SB	5FXN
4:09 PM	NB	S9N2	4:16 PM	SB	5JAQ
4:09 PM	NB	NBGB	4:16 PM	SB	DOT6
4:09 PM	NB	CGLA	4:16 PM	SB	KXIM
4:09 PM	NB	TVPO	4:16 PM	SB	L191
4:09 PM	NB	E8ML	4:17 PM	SB	9R8X
4:13 PM	NB	KZDD	4:19 PM	SB	3PEE
4:16 PM	NB	T441	4:20 PM	SB	BU8Z
4:16 PM	NB	OZQQ	4:23 PM	SB	V3EQ
4:16 PM	NB	Y30J	4:23 PM	SB	PUNY
4:18 PM	NB	T7A8	4:25 PM	SB	KE9R
4:18 PM	NB	JZH4	4:25 PM	SB	9RZU
4:20 PM	NB	IIJ7	4:25 PM	SB	C2C6
4:22 PM	NB	OTBV	4:25 PM	SB	SODH
4:23 PM	NB	NCZM	4:26 PM	SB	XZXR
4:23 PM	NB	9OYW	4:27 PM	SB	0KKQ
4:23 PM	NB	JQ9S	4:28 PM	SB	0Q0P
4:23 PM	NB	7Q2S	4:29 PM	SB	PNCF
4:23 PM	NB	VWFM	4:29 PM	SB	V4CH
4:26 PM	NB	JCMP	4:31 PM	SB	2S5T
4:27 PM	NB	P4SB	4:31 PM	SB	DWDU
4:30 PM	NB	G0O8	4:32 PM	SB	58B4
4:30 PM	NB	U1ZK	4:35 PM	SB	W4MB
4:30 PM	NB	K792	4:35 PM	SB	72P4
4:30 PM	NB	E7BD	4:36 PM	SB	CTN7
4:31 PM	NB	VGFJ	4:36 PM	SB	H44X
4:32 PM	NB	G5ES	4:39 PM	SB	XI1Y
4:32 PM	NB	D988	4:39 PM	SB	6JSF
4:32 PM	NB	BBBC	4:39 PM	SB	69R5
4:35 PM	NB	MDR7	4:41 PM	SB	GNRX
4:35 PM	NB	WDVY	4:43 PM	SB	S7C8
4:38 PM	NB	S2MI	4:43 PM	SB	J1EW
4:39 PM	NB	DVQY	4:44 PM	SB	CZIL
4:39 PM	NB	1ZAP	4:45 PM	SB	PK02
4:41 PM	NB	SLUD	4:45 PM	SB	C7YI
4:41 PM	NB	ICNL	4:45 PM	SB	NZWE
4:43 PM	NB	IOM8	4:45 PM	SB	SXDP
4:44 PM	NB	6V07	4:46 PM	SB	34NI
4:45 PM	NB	O79A	4:46 PM	SB	DS3M
4:46 PM	NB	SYPA	4:47 PM	SB	569M
4:46 PM	NB	DV8M	4:47 PM	SB	68W5
4:46 PM	NB	6AJO	4:47 PM	SB	6AXU
4:48 PM	NB	885Y	4:47 PM	SB	69TU
4:48 PM	NB	TZYO	4:48 PM	SB	D3VP
4:48 PM	NB	DX6W	4:49 PM	SB	GH8W
4:48 PM	NB	SW2X	4:50 PM	SB	CQX5
4:48 PM	NB	0KS0	4:52 PM	SB	YGYV
4:49 PM	NB	17DK	4:53 PM	SB	BO6N
4:49 PM	NB	NSTI	4:53 PM	SB	O024
4:50 PM	NB	HI0T	4:56 PM	SB	VSZ4
4:51 PM	NB	TCQ4	4:57 PM	SB	92MF
4:51 PM	NB	CHH4	4:57 PM	SB	P7QP
4:51 PM	NB	6TL8	4:57 PM	SB	VGQZ
4:53 PM	NB	LZPC	4:58 PM	SB	9TPY
4:55 PM	NB	JOJE	4:58 PM	SB	CFDU
4:55 PM	NB	M19G	4:59 PM	SB	JIA1
4:59 PM	NB	1QPB	5:00 PM	SB	JYJ6
5:00 PM	NB	8SF5	5:00 PM	SB	NAAX
5:00 PM	NB	VN6F	5:02 PM	SB	0FCF
5:00 PM	NB	L3JX	5:02 PM	SB	Z2DQ
5:00 PM	NB	181T	5:04 PM	SB	195G
5:00 PM	NB	YPXK	5:04 PM	SB	7C1J
5:02 PM	NB	MH81	5:04 PM	SB	3N02
5:04 PM	NB	65B5	5:06 PM	SB	DPG4
5:04 PM	NB	TXZL	5:07 PM	SB	UJNU
5:04 PM	NB	S4MC	5:08 PM	SB	YNJ6
5:05 PM	NB	2C1O	5:11 PM	SB	3OIG
5:05 PM	NB	85VG	5:11 PM	SB	48NU
5:06 PM	NB	G7C3	5:11 PM	SB	UT17
5:07 PM	NB	UU4N	5:13 PM	SB	MG3K
5:07 PM	NB	KE8B	5:15 PM	SB	2KI6
5:07 PM	NB	HTBV	5:16 PM	SB	OCXP
5:07 PM	NB	NCVR	5:16 PM	SB	JKV0
5:10 PM	NB	DU63	5:16 PM	SB	55P3
5:10 PM	NB	M87B	5:16 PM	SB	Q655
5:11 PM	NB	RTFT	5:17 PM	SB	55PR
5:12 PM	NB	S210	5:18 PM	SB	YU9N
5:12 PM	NB	GACR	5:18 PM	SB	NK2F
5:12 PM	NB	9NTK	5:18 PM	SB	6TDW
5:14 PM	NB	F22C	5:20 PM	SB	X00F
5:14 PM	NB	1CUM	5:21 PM	SB	TOMX
5:14 PM	NB	QT4F	5:27 PM	SB	UK58
5:14 PM	NB	E82P	5:27 PM	SB	IORD
5:16 PM	NB	29EW	5:27 PM	SB	KTK4
5:18 PM	NB	WFRU	5:27 PM	SB	P75W
5:18 PM	NB	COPI	5:28 PM	SB	00Y4
5:19 PM	NB	EC3M	5:28 PM	SB	O3UR
5:19 PM	NB	11HO	5:28 PM	SB	1P5I
5:21 PM	NB	YQI3	5:28 PM	SB	BUR5
5:21 PM	NB	ZNCY	5:29 PM	SB	YBEP
5:22 PM	NB	VOAN	5:30 PM	SB	VT9Q
5:26 PM	NB	H6O5	5:32 PM	SB	URJZ
5:26 PM	NB	KENZ	5:32 PM	SB	LWXJ
5:26 PM	NB	4VUQ	5:32 PM	SB	UYYM
5:26 PM	NB	A920	5:33 PM	SB	5HD6
5:26 PM	NB	CRYA	5:33 PM	SB	UQDG
5:28 PM	NB	Y6FM	5:33 PM	SB	MGKF

			12:54 PM	SB	UHR2
			12:57 PM	SB	K93T
			12:58 PM	SB	UFLW
			12:58 PM	SB	BHNU
			12:58 PM	SB	PJLS
			12:58 PM	SB	YOSL
			12:59 PM	SB	TNDK
TOTAL		***113***	***TOTAL***		***122***

5:28 PM	NB	KYOT	**5:35 PM**	SB	J9G4
5:30 PM	NB	M6P4	**5:36 PM**	SB	NGEU
5:31 PM	NB	SCYA	**5:36 PM**	SB	AXXW
5:31 PM	NB	Q2F9	**5:37 PM**	SB	Z0T3
5:31 PM	NB	PGHE	**5:37 PM**	SB	WNW5
5:33 PM	NB	Z4MJ	**5:37 PM**	SB	5VAP
5:33 PM	NB	ED40	**5:38 PM**	SB	VGV5
5:34 PM	NB	F3G5	**5:39 PM**	SB	YDNL
5:35 PM	NB	2G0C	**5:39 PM**	SB	YMUG
5:35 PM	NB	KP41	**5:41 PM**	SB	DGEH
5:37 PM	NB	YP79	**5:42 PM**	SB	E555
5:37 PM	NB	KMP1	**5:42 PM**	SB	M1IX
5:38 PM	NB	8X1K	**5:44 PM**	SB	3L8B
5:40 PM	NB	9FXF	**5:44 PM**	SB	IPHP
5:40 PM	NB	Q2W5	**5:44 PM**	SB	BBW0
5:40 PM	NB	037O	**5:45 PM**	SB	193C
5:40 PM	NB	INI7	**5:45 PM**	SB	R92K
5:40 PM	NB	7KLH	**5:46 PM**	SB	8JV8
5:41 PM	NB	PC1X	**5:46 PM**	SB	3AGI
5:42 PM	NB	5QVB	**5:48 PM**	SB	OK1S
5:43 PM	NB	NMQF	**5:48 PM**	SB	K3V9
5:44 PM	NB	2359	**5:49 PM**	SB	79AA
5:44 PM	NB	AKJC	**5:50 PM**	SB	I4T6
5:44 PM	NB	1NW1	**5:51 PM**	SB	GA80
5:44 PM	NB	PCJ7	**5:51 PM**	SB	UV3A
5:46 PM	NB	C5XV	**5:51 PM**	SB	ZNBK
5:46 PM	NB	3MZX	**5:51 PM**	SB	P6Y7
5:48 PM	NB	78LR	**5:53 PM**	SB	7KEI
5:52 PM	NB	32YA	**5:53 PM**	SB	XE9A
5:54 PM	NB	JU8G	**5:54 PM**	SB	Z4NP
5:54 PM	NB	FMK2	**5:54 PM**	SB	ERYE
5:54 PM	NB	M5B5	**5:55 PM**	SB	JFT4
5:54 PM	NB	RNOF	**5:55 PM**	SB	FFMY
5:55 PM	NB	H3C6	**5:55 PM**	SB	5KUF
5:56 PM	NB	RRO1	**5:58 PM**	SB	6OZI
5:56 PM	NB	NMQB			
5:56 PM	NB	AKWW			
5:56 PM	NB	Z9F0			
5:56 PM	NB	UXSV			
5:58 PM	NB	A6BN			
TOTAL		***155***	***TOTAL***		***150***

Prepared by National Data & Surveying Services

License Plate Study

Location: Sparks St & Olive Ave
City: Burbank, CA

Date: 1/19/2023
Day: Thursday

***NP** = *No Plate*

AM					
Time	Direction	License Plate	Time	Direction	License Plate
7:01 AM	NB	N825	7:02 AM	SB	UWII
7:02 AM	NB	T719	7:03 AM	SB	SIO8
7:04 AM	NB	TC8M	7:05 AM	SB	0A9M
7:06 AM	NB	E838	7:06 AM	SB	Z796
7:07 AM	NB	JE5P	7:07 AM	SB	P6IB
7:08 AM	NB	M478	7:07 AM	SB	BM8P
7:10 AM	NB	V224	7:10 AM	SB	F91Y
7:12 AM	NB	J612	7:10 AM	SB	A7GO
7:14 AM	NB	U640	7:12 AM	SB	J267
7:15 AM	NB	52E0	7:12 AM	SB	8OE0
7:15 AM	NB	K053	7:13 AM	SB	9439
7:15 AM	NB	2759	7:13 AM	SB	G579
7:18 AM	NB	N106	7:15 AM	SB	Z0C8
7:18 AM	NB	R283	7:15 AM	SB	O1YG
7:18 AM	NB	17W1	7:16 AM	SB	EZF5
7:18 AM	NB	P772	7:16 AM	SB	6CIX
7:18 AM	NB	M060	7:17 AM	SB	21NK
7:19 AM	NB	H305	7:17 AM	SB	PUK9
7:19 AM	NB	V955	7:18 AM	SB	T808
7:19 AM	NB	C935	7:19 AM	SB	N106
7:20 AM	NB	L612	7:19 AM	SB	D285
7:21 AM	NB	PS7P	7:20 AM	SB	D088
7:21 AM	NB	X181	7:20 AM	SB	54P6
7:22 AM	NB	B5V6	7:20 AM	SB	O0W6
7:22 AM	NB	4LWD	7:21 AM	SB	2M2N
7:24 AM	NB	47C9	7:22 AM	SB	X5KX
7:27 AM	NB	Z205	7:22 AM	SB	FOWE
7:27 AM	NB	P837	7:23 AM	SB	0Q6G
7:29 AM	NB	R749	7:24 AM	SB	BY5B
7:30 AM	NB	R686	7:25 AM	SB	QYL5
7:30 AM	NB	PH17	7:26 AM	SB	7P48
7:31 AM	NB	W956	7:28 AM	SB	O9X8
7:31 AM	NB	Q688	7:28 AM	SB	ZA91
7:32 AM	NB	P329	7:29 AM	SB	45K3
7:33 AM	NB	X5H9	7:29 AM	SB	M839
7:33 AM	NB	Q1DD	7:29 AM	SB	L612
7:34 AM	NB	77T1	7:29 AM	SB	ZOJA
7:34 AM	NB	6304	7:30 AM	SB	X133
7:35 AM	NB	J538	7:30 AM	SB	Y654
7:38 AM	NB	L998	7:32 AM	SB	Y170
7:39 AM	NB	W372	7:32 AM	SB	AHND
7:39 AM	NB	H074	7:33 AM	SB	0327
7:40 AM	NB	C297	7:33 AM	SB	B832
7:43 AM	NB	V589	7:35 AM	SB	C633
7:43 AM	NB	W000	7:35 AM	SB	942D
7:44 AM	NB	AD03	7:37 AM	SB	EHBJ
7:44 AM	NB	L621	7:38 AM	SB	4347
7:45 AM	NB	DTHD	7:38 AM	SB	EAPV
7:46 AM	NB	ALKY	7:40 AM	SB	P114
7:46 AM	NB	H917	7:40 AM	SB	L056
7:47 AM	NB	SNCH	7:41 AM	SB	06W1
7:47 AM	NB	E156	7:41 AM	SB	A1KY
7:48 AM	NB	W124	7:41 AM	SB	J140
7:48 AM	NB	J150	7:41 AM	SB	J686
7:48 AM	NB	5603	7:42 AM	SB	FV9U
7:48 AM	NB	G955	7:43 AM	SB	H312
7:48 AM	NB	K291	7:43 AM	SB	2077
7:48 AM	NB	D755	7:43 AM	SB	T966
7:49 AM	NB	21H0	7:43 AM	SB	B044
7:49 AM	NB	SNCH	7:44 AM	SB	M901
7:50 AM	NB	K519	7:45 AM	SB	D676
7:50 AM	NB	X116	7:46 AM	SB	H314
7:50 AM	NB	K776	7:46 AM	SB	K776
7:50 AM	NB	B792	7:46 AM	SB	7996
7:50 AM	NB	53H1	7:46 AM	SB	D938
7:50 AM	NB	3QDW	7:47 AM	SB	BNCS
7:51 AM	NB	8652	7:48 AM	SB	I792
7:51 AM	NB	R463	7:48 AM	SB	X319
7:51 AM	NB	U564	7:48 AM	SB	J818
7:51 AM	NB	13X2	7:48 AM	SB	R596
7:52 AM	NB	F515	7:50 AM	SB	C726
7:53 AM	NB	H403	7:53 AM	SB	61D3
7:53 AM	NB	H254	7:53 AM	SB	H319
7:53 AM	NB	F272	7:54 AM	SB	R183
7:53 AM	NB	V888	7:55 AM	SB	BOY2
7:54 AM	NB	Z293	7:55 AM	SB	V677
7:55 AM	NB	RR55	7:59 AM	SB	WVV1
7:55 AM	NB	H714	8:00 AM	SB	7RMG
7:55 AM	NB	G252	8:02 AM	SB	C032
7:55 AM	NB	P829	8:03 AM	SB	3514
7:56 AM	NB	V677	8:04 AM	SB	R330
7:56 AM	NB	J818	8:07 AM	SB	N874
7:56 AM	NB	04K0	8:08 AM	SB	W035
7:56 AM	NB	K088	8:09 AM	SB	0088
7:56 AM	NB	J983	8:12 AM	SB	J214
7:56 AM	NB	3KIZ	8:12 AM	SB	09A3
7:56 AM	NB	MH8H	8:13 AM	SB	75P3
7:57 AM	NB	K710	8:14 AM	SB	D508
7:57 AM	NB	W493	8:15 AM	SB	AOH7
7:57 AM	NB	W310	8:16 AM	SB	9IZY
7:57 AM	NB	R442	8:16 AM	SB	C806
7:57 AM	NB	R156	8:18 AM	SB	H475
7:57 AM	NB	MQT9	8:18 AM	SB	IYCV
7:58 AM	NB	G804	8:18 AM	SB	C7P5
7:58 AM	NB	U535	8:18 AM	SB	7QIX
7:58 AM	NB	R487	8:19 AM	SB	C821
7:58 AM	NB	G382	8:20 AM	SB	Z025
7:59 AM	NB	0327	8:20 AM	SB	FXHO
8:00 AM	NB	07M3	8:22 AM	SB	A1QH
8:00 AM	NB	E319	8:22 AM	SB	AL0C
8:00 AM	NB	K123	8:23 AM	SB	Z773
8:01 AM	NB	W833	8:23 AM	SB	P962
8:01 AM	NB	J512	8:24 AM	SB	UCCC
8:01 AM	NB	K929	8:25 AM	SB	S917
8:02 AM	NB	C713	8:25 AM	SB	MODE
8:02 AM	NB	D793	8:26 AM	SB	B860
8:02 AM	NB	A789	8:26 AM	SB	A735
8:03 AM	NB	D508	8:27 AM	SB	E212
8:03 AM	NB	2632	8:28 AM	SB	9MKH
8:04 AM	NB	X821	8:28 AM	SB	A512
8:04 AM	NB	P628	8:28 AM	SB	EK1K
8:05 AM	NB	E965	8:29 AM	SB	KE6R
8:06 AM	NB	M900	8:30 AM	SB	K8DB
8:06 AM	NB	F370	8:31 AM	SB	YMEP
8:07 AM	NB	1030	8:32 AM	SB	B9C2

MD					
Time	Direction	License Plate	Time	Direction	License Plate
11:00 AM	NB	2652	11:00 AM	SB	7329
11:02 AM	NB	0127	11:00 AM	SB	L639
11:03 AM	NB	0327	11:00 AM	SB	DLRR
11:05 AM	NB	1710	11:00 AM	SB	QONA
11:06 AM	NB	3210	11:02 AM	SB	40G3
11:06 AM	NB	3548	11:02 AM	SB	X953
11:06 AM	NB	3960	11:03 AM	SB	F105
11:11 AM	NB	5059	11:03 AM	SB	X167
11:12 AM	NB	6330	11:03 AM	SB	1H0I
11:15 AM	NB	6706	11:03 AM	SB	EJ0P
11:15 AM	NB	0GOD	11:05 AM	SB	R67J
11:16 AM	NB	0Z11	11:05 AM	SB	E2QE
11:17 AM	NB	21H3	11:06 AM	SB	E044
11:17 AM	NB	25D9	11:08 AM	SB	ZETE
11:21 AM	NB	2HJN	11:08 AM	SB	Y064
11:22 AM	NB	34G9	11:09 AM	SB	H601
11:23 AM	NB	63F3	11:09 AM	SB	P40Y
11:23 AM	NB	64F3	11:10 AM	SB	C940
11:23 AM	NB	64HZ	11:11 AM	SB	C501
11:25 AM	NB	75A3	11:13 AM	SB	X717
11:26 AM	NB	76R3	11:14 AM	SB	C019
11:28 AM	NB	77T1	11:16 AM	SB	H821
11:28 AM	NB	7R44	11:16 AM	SB	H07D
11:33 AM	NB	93Z1	11:16 AM	SB	ATVC
11:34 AM	NB	A193	11:18 AM	SB	EVWL
11:36 AM	NB	A275	11:19 AM	SB	1752
11:38 AM	NB	A281	11:20 AM	SB	N734
11:39 AM	NB	A518	11:20 AM	SB	R056
11:39 AM	NB	BAL9	11:20 AM	SB	3P3U
11:40 AM	NB	D238	11:22 AM	SB	6HDM
11:40 AM	NB	D385	11:23 AM	SB	E6UC
11:41 AM	NB	E044	11:24 AM	SB	ZZYF
11:42 AM	NB	E443	11:26 AM	SB	U89U
11:43 AM	NB	E539	11:26 AM	SB	23S5
11:44 AM	NB	E607	11:27 AM	SB	WKIE
11:45 AM	NB	E986	11:29 AM	SB	G865
11:46 AM	NB	F196	11:29 AM	SB	T727
11:46 AM	NB	F892	11:29 AM	SB	B8C8
11:51 AM	NB	G217	11:29 AM	SB	8LKS
11:52 AM	NB	G357	11:30 AM	SB	Z004
11:52 AM	NB	G728	11:31 AM	SB	941C
11:52 AM	NB	G865	11:32 AM	SB	Z734
11:53 AM	NB	G941	11:32 AM	SB	457O
11:54 AM	NB	H144	11:34 AM	SB	W143
11:55 AM	NB	II84	11:34 AM	SB	AE7Q
11:55 AM	NB	J404	11:35 AM	SB	DZ11
11:57 AM	NB	L039	11:36 AM	SB	Y351
11:58 AM	NB	L668	11:37 AM	SB	G849
12:05 PM	NB	L739	11:37 AM	SB	H513
12:06 PM	NB	L754	11:38 AM	SB	L803
12:08 PM	NB	M076	11:39 AM	SB	A361
12:09 PM	NB	M307	11:41 AM	SB	D845
12:09 PM	NB	M573	11:45 AM	SB	QQGD
12:10 PM	NB	M651	11:45 AM	SB	0W32
12:13 PM	NB	N072	11:45 AM	SB	3R80
12:15 PM	NB	N407	11:46 AM	SB	06B3
12:15 PM	NB	N948	11:47 AM	SB	P783
12:15 PM	NB	P326	11:47 AM	SB	8PLL
12:17 PM	NB	P423	11:48 AM	SB	8808
12:18 PM	NB	P510	11:51 AM	SB	E733
12:19 PM	NB	P540	11:52 AM	SB	Z633
12:21 PM	NB	P614	11:53 AM	SB	5814
12:24 PM	NB	R382	11:53 AM	SB	Q377
12:27 PM	NB	R739	11:53 AM	SB	6D72
12:29 PM	NB	S176	11:55 AM	SB	N407
12:31 PM	NB	S992	11:56 AM	SB	5057
12:32 PM	NB	T477	11:59 AM	SB	J673
12:33 PM	NB	T542	11:59 AM	SB	A518
12:34 PM	NB	T591	12:00 PM	SB	F195
12:34 PM	NB	T614	12:01 PM	SB	X511
12:35 PM	NB	T852	12:01 PM	SB	0106
12:36 PM	NB	T874	12:02 PM	SB	7615
12:37 PM	NB	U136	12:02 PM	SB	G579
12:38 PM	NB	V355	12:02 PM	SB	K819
12:40 PM	NB	V915	12:02 PM	SB	B6TC
12:41 PM	NB	W179	12:02 PM	SB	VCMO
12:42 PM	NB	W251	12:03 PM	SB	2DSG
12:42 PM	NB	W542	12:05 PM	SB	D385
12:47 PM	NB	W802	12:06 PM	SB	V094
12:47 PM	NB	W885	12:06 PM	SB	W8Y1
12:47 PM	NB	X083	12:06 PM	SB	E4E9
12:48 PM	NB	X511	12:07 PM	SB	V964
12:49 PM	NB	X766	12:08 PM	SB	L883
12:49 PM	NB	X953	12:08 PM	SB	G8F2
12:49 PM	NB	Y105	12:09 PM	SB	V536
12:50 PM	NB	Y334	12:09 PM	SB	C601
12:54 PM	NB	Y351	12:10 PM	SB	499H
12:55 PM	NB	Y922	12:11 PM	SB	CXAP
12:55 PM	NB	YK00	12:14 PM	SB	LOOK
12:55 PM	NB	Z365	12:15 PM	SB	M408
12:56 PM	NB	Z590	12:17 PM	SB	Z497
12:57 PM	NB	Z633	12:18 PM	SB	C615
12:57 PM	NB	0VB9	12:19 PM	SB	N446
12:59 PM	NB	ZMQJ	12:20 PM	SB	0FZJ
12:59 PM	NB	SUCA	12:22 PM	SB	T207
12:59 PM	NB	363Z	12:22 PM	SB	EMBO
			12:24 PM	SB	4BRE
			12:24 PM	SB	0327
			12:26 PM	SB	5052
			12:29 PM	SB	R098
			12:30 PM	SB	J1A0
			12:32 PM	SB	S167
			12:33 PM	SB	J122
			12:34 PM	SB	M925
			12:34 PM	SB	H175
			12:35 PM	SB	G407
			12:38 PM	SB	D616
			12:38 PM	SB	W381
			12:39 PM	SB	22C3
			12:40 PM	SB	7CG4
			12:41 PM	SB	A193
			12:42 PM	SB	H144
			12:42 PM	SB	EI74
			12:45 PM	SB	57X5
			12:46 PM	SB	UCFF

PM					
Time	Direction	License Plate	Time	Direction	License Plate
4:00 PM	NB	S220	4:00 PM	SB	L202
4:01 PM	NB	A281	4:01 PM	SB	E702
4:01 PM	NB	E702	4:01 PM	SB	87N2
4:01 PM	NB	M268	4:03 PM	SB	U066
4:01 PM	NB	F5H5	4:03 PM	SB	P289
4:01 PM	NB	1DCD	4:04 PM	SB	G004
4:03 PM	NB	S389	4:04 PM	SB	U317
4:04 PM	NB	Y071	4:04 PM	SB	5870
4:04 PM	NB	U601	4:04 PM	SB	XUG6
4:05 PM	NB	K088	4:06 PM	SB	G087
4:06 PM	NB	63F1	4:06 PM	SB	9234
4:06 PM	NB	V094	4:06 PM	SB	X297
4:06 PM	NB	94C0	4:06 PM	SB	M757
4:07 PM	NB	RANG	4:07 PM	SB	E192
4:08 PM	NB	V481	4:08 PM	SB	C480
4:09 PM	NB	J858	4:08 PM	SB	M2CP
4:14 PM	NB	S217	4:09 PM	SB	B872
4:14 PM	NB	M985	4:09 PM	SB	F747
4:15 PM	NB	H592	4:10 PM	SB	E668
4:16 PM	NB	K651	4:10 PM	SB	L52O
4:17 PM	NB	F271	4:11 PM	SB	Z696
4:18 PM	NB	C134	4:13 PM	SB	D577
4:18 PM	NB	44H3	4:13 PM	SB	V483
4:19 PM	NB	M174	4:14 PM	SB	Z158
4:19 PM	NB	J588	4:15 PM	SB	K518
4:21 PM	NB	S269	4:16 PM	SB	S189
4:22 PM	NB	G52H	4:18 PM	SB	C915
4:23 PM	NB	Y246	4:18 PM	SB	48U2
4:24 PM	NB	J643	4:19 PM	SB	L2U6
4:24 PM	NB	M423	4:22 PM	SB	J814
4:24 PM	NB	Z368	4:24 PM	SB	X226
4:25 PM	NB	37N3	4:26 PM	SB	4080
4:27 PM	NB	T019	4:27 PM	SB	P387
4:27 PM	NB	16A2	4:29 PM	SB	K225
4:29 PM	NB	30P2	4:29 PM	SB	E900
4:29 PM	NB	W517	4:29 PM	SB	P817
4:32 PM	NB	N025	4:30 PM	SB	J837
4:32 PM	NB	N178	4:33 PM	SB	U048
4:33 PM	NB	N514	4:33 PM	SB	ALKY
4:34 PM	NB	Z047	4:34 PM	SB	S155
4:34 PM	NB	G148	4:36 PM	SB	E754
4:35 PM	NB	G407	4:37 PM	SB	H549
4:36 PM	NB	HQQ4	4:38 PM	SB	R808
4:38 PM	NB	N900	4:39 PM	SB	C262
4:39 PM	NB	G014	4:40 PM	SB	F338
4:39 PM	NB	E524	4:40 PM	SB	C961
4:40 PM	NB	22J2	4:41 PM	SB	T858
4:40 PM	NB	F338	4:42 PM	SB	P955
4:44 PM	NB	A092	4:41 PM	SB	NEWA
4:44 PM	NB	J734	4:42 PM	SB	DQ6Q
4:45 PM	NB	J565	4:44 PM	SB	A035
4:45 PM	NB	C961	4:44 PM	SB	J128
4:45 PM	NB	A035	4:44 PM	SB	QAB2
4:46 PM	NB	F148	4:46 PM	SB	F913
4:47 PM	NB	INDA	4:47 PM	SB	J870
4:48 PM	NB	L309	4:48 PM	SB	D512
4:48 PM	NB	F3WI	4:49 PM	SB	M041
4:49 PM	NB	T757	4:49 PM	SB	S966
4:49 PM	NB	J791	4:50 PM	SB	R183
4:50 PM	NB	F913	4:50 PM	SB	6YV6
4:50 PM	NB	W099	4:51 PM	SB	63F1
4:51 PM	NB	J547	4:51 PM	SB	9UGB
4:51 PM	NB	RPC4	4:51 PM	SB	WYQ9
4:51 PM	NB	32MT	4:53 PM	SB	GL42
4:51 PM	NB	NQZ4	4:54 PM	SB	W361
4:51 PM	NB	9EW6	4:57 PM	SB	P421
4:52 PM	NB	H903	4:57 PM	SB	ZE26
4:52 PM	NB	J259	4:58 PM	SB	E4TA
4:53 PM	NB	4R27	4:59 PM	SB	T298
4:54 PM	NB	J727	4:59 PM	SB	A1J2
4:54 PM	NB	9383	4:59 PM	SB	GLT4
4:54 PM	NB	5085	5:00 PM	SB	J547
4:55 PM	NB	D312	5:00 PM	SB	0GOD
4:55 PM	NB	Z989	5:04 PM	SB	K867
4:55 PM	NB	0022	5:04 PM	SB	F233
4:57 PM	NB	V360	5:05 PM	SB	V474
4:57 PM	NB	VFK9	5:06 PM	SB	W693
4:58 PM	NB	R183	5:06 PM	SB	F425
4:58 PM	NB	S358	5:07 PM	SB	R291
4:59 PM	NB	V371	5:07 PM	SB	JIDO
4:59 PM	NB	S220	5:07 PM	SB	49J3
5:01 PM	NB	J372	5:10 PM	SB	U995
5:02 PM	NB	U440	5:10 PM	SB	V617
5:03 PM	NB	N063	5:10 PM	SB	A901
5:03 PM	NB	H372	5:10 PM	SB	W301
5:03 PM	NB	4L04	5:11 PM	SB	T441
5:04 PM	NB	N296	5:11 PM	SB	F094
5:04 PM	NB	W391	5:11 PM	SB	U490
5:05 PM	NB	C541	5:12 PM	SB	EA73
5:05 PM	NB	K045	5:13 PM	SB	08M3
5:06 PM	NB	1602	5:14 PM	SB	A0JT
5:06 PM	NB	48U2	5:15 PM	SB	Z973
5:07 PM	NB	N501	5:15 PM	SB	K266
5:07 PM	NB	2C2H	5:16 PM	SB	T702
5:08 PM	NB	K266	5:18 PM	SB	M103
5:08 PM	NB	B560	5:18 PM	SB	X511
5:09 PM	NB	R291	5:18 PM	SB	P138
5:09 PM	NB	U959	5:21 PM	SB	V964
5:09 PM	NB	E267	5:21 PM	SB	F264
5:09 PM	NB	9NKH	5:23 PM	SB	1483
5:10 PM	NB	P954	5:23 PM	SB	W021
5:10 PM	NB	BI35	5:23 PM	SB	A869
5:11 PM	NB	V044	5:24 PM	SB	R382
5:11 PM	NB	C428	5:28 PM	SB	E148
5:13 PM	NB	W361	5:28 PM	SB	9NKH
5:13 PM	NB	J150	5:28 PM	SB	H970
5:14 PM	NB	7301	5:28 PM	SB	E394
5:15 PM	NB	Y809	5:29 PM	SB	M781
5:15 PM	NB	H389	5:29 PM	SB	ZZT3
5:15 PM	NB	U409	5:30 PM	SB	H30Q
5:20 PM	NB	4656	5:32 PM	SB	Z956
5:20 PM	NB	T173	5:33 PM	SB	C176
5:20 PM	NB	6205	5:33 PM	SB	EYQD
5:20 PM	NB	4721	5:34 PM	SB	4HMF
5:21 PM	NB	T277	5:34 PM	SB	OYIS

8:07 AM	NB	Y553	**8:32 AM**	SB	M145
8:07 AM	NB	M277	**8:33 AM**	SB	1EW5
8:07 AM	NB	S979	**8:33 AM**	SB	CPU5
8:08 AM	NB	H806	**8:34 AM**	SB	A3T2
8:08 AM	NB	G349	**8:35 AM**	SB	G552
8:09 AM	NB	H518	**8:35 AM**	SB	DDMY
8:09 AM	NB	1ZTN	**8:35 AM**	SB	VBM5
8:10 AM	NB	S575	**8:36 AM**	SB	M408
8:11 AM	NB	M757	**8:38 AM**	SB	Y307
8:11 AM	NB	YIYE	**8:38 AM**	SB	GBRD
8:11 AM	NB	FZAV	**8:38 AM**	SB	9SFA
8:11 AM	NB	NUAY	**8:38 AM**	SB	WQ8J
8:12 AM	NB	V769	**8:39 AM**	SB	D312
8:13 AM	NB	AV7Q	**8:40 AM**	SB	9439
8:14 AM	NB	L217	**8:40 AM**	SB	A448
8:15 AM	NB	B830	**8:41 AM**	SB	HHNZ
8:15 AM	NB	I761	**8:42 AM**	SB	J046
8:16 AM	NB	A591	**8:43 AM**	SB	A6SJ
8:16 AM	NB	A902	**8:43 AM**	SB	KT2Q
8:17 AM	NB	A735	**8:44 AM**	SB	V316
8:18 AM	NB	H836	**8:44 AM**	SB	LC62
8:18 AM	NB	A517	**8:44 AM**	SB	G36K
8:19 AM	NB	P508	**8:44 AM**	SB	2380
8:19 AM	NB	U116	**8:44 AM**	SB	J017
8:20 AM	NB	R808	**8:46 AM**	SB	5831
8:20 AM	NB	H060	**8:47 AM**	SB	R013
8:21 AM	NB	7D50	**8:47 AM**	SB	1283
8:22 AM	NB	V105	**8:49 AM**	SB	5370
8:22 AM	NB	A485	**8:50 AM**	SB	E753
8:23 AM	NB	M513	**8:50 AM**	SB	3J81
8:24 AM	NB	F272	**8:51 AM**	SB	B203
8:24 AM	NB	U292	**8:51 AM**	SB	AD27
8:24 AM	NB	D179	**8:52 AM**	SB	5837
8:25 AM	NB	X455	**8:52 AM**	SB	AR33
8:27 AM	NB	U048	**8:52 AM**	SB	HDM4
8:28 AM	NB	J151	**8:53 AM**	SB	GH1D
8:30 AM	NB	K348	**8:53 AM**	SB	HF7A
8:31 AM	NB	Z960	**8:53 AM**	SB	BQFL
8:31 AM	NB	X799	**8:54 AM**	SB	N900
8:32 AM	NB	J724	**8:55 AM**	SB	1V53
8:32 AM	NB	9H9V	**8:55 AM**	SB	R4O2
8:34 AM	NB	J338	**8:56 AM**	SB	3321
8:35 AM	NB	M145	**8:57 AM**	SB	9ATG
8:35 AM	NB	0804	**8:58 AM**	SB	W39Q
8:36 AM	NB	Z329	**8:58 AM**	SB	IDEG
8:36 AM	NB	S6NW			
8:37 AM	NB	6127			
8:37 AM	NB	Y246			
8:38 AM	NB	U490			
8:39 AM	NB	P071			
8:39 AM	NB	TCHK			
8:39 AM	NB	0DJP			
8:40 AM	NB	L050			
8:40 AM	NB	43F3			
8:41 AM	NB	C731			
8:41 AM	NB	S997			
8:43 AM	NB	B632			
8:44 AM	NB	X007			
8:44 AM	NB	5457			
8:44 AM	NB	UUIC			
8:46 AM	NB	M408			
8:46 AM	NB	R372			
8:47 AM	NB	819W			
8:49 AM	NB	M950			
8:51 AM	NB	N011			
8:52 AM	NB	0123			
8:52 AM	NB	C561			
8:53 AM	NB	N735			
8:53 AM	NB	8ERW			
8:53 AM	NB	X881			
8:55 AM	NB	X913			
8:55 AM	NB	N313			
8:57 AM	NB	0047			
8:57 AM	NB	7RMG			
8:59 AM	NB	5YV8			
8:59 AM	NB	5E96			
8:59 AM	NB	T683			
TOTAL		***174***	***TOTAL***		***160***

			12:46 PM	SB	XDBO
			12:47 PM	SB	K20J
			12:47 PM	SB	2CTI
			12:48 PM	SB	6101
			12:48 PM	SB	5C54
			12:48 PM	SB	E825
			12:48 PM	SB	D748
			12:48 PM	SB	L004
			12:50 PM	SB	V351
			12:50 PM	SB	8055
			12:50 PM	SB	E538
			12:52 PM	SB	H638
			12:52 PM	SB	A275
			12:53 PM	SB	R278
			12:54 PM	SB	V699
			12:54 PM	SB	XTGB
			12:54 PM	SB	07SJ
			12:57 PM	SB	KXIP
			12:57 PM	SB	IYHR
			12:57 PM	SB	B7A4
			12:58 PM	SB	X876
			12:59 PM	SB	3910
			12:59 PM	SB	POS1
			12:59 PM	SB	P5O9
TOTAL		***96***	***TOTAL***		***139***

5:22 PM	NB	M334	**5:35 PM**	SB	U409
5:22 PM	NB	K577	**5:37 PM**	SB	L772
5:22 PM	NB	N977	**5:37 PM**	SB	C857
5:24 PM	NB	M022	**5:38 PM**	SB	T924
5:26 PM	NB	G397	**5:38 PM**	SB	C480
5:27 PM	NB	E212	**5:38 PM**	SB	K583
5:28 PM	NB	R637	**5:38 PM**	SB	P329
5:29 PM	NB	P640	**5:40 PM**	SB	N677
5:29 PM	NB	U408	**5:42 PM**	SB	P304
5:31 PM	NB	C033	**5:43 PM**	SB	T656
5:31 PM	NB	W337	**5:44 PM**	SB	S780
5:33 PM	NB	H970	**5:44 PM**	SB	B3Z3
5:33 PM	NB	F454	**5:47 PM**	SB	T135
5:34 PM	NB	V897	**5:48 PM**	SB	L355
5:35 PM	NB	B842	**5:49 PM**	SB	V5T6
5:36 PM	NB	Z851	**5:49 PM**	SB	3KHH
5:36 PM	NB	H449	**5:50 PM**	SB	5350
5:38 PM	NB	M079	**5:51 PM**	SB	J151
5:40 PM	NB	5789	**5:52 PM**	SB	U3GN
5:41 PM	NB	N897	**5:52 PM**	SB	25Z3
5:41 PM	NB	L754	**5:54 PM**	SB	R970
5:42 PM	NB	J142	**5:54 PM**	SB	BOW1
5:43 PM	NB	2023	**5:55 PM**	SB	K522
5:43 PM	NB	E529	**5:55 PM**	SB	G451
5:45 PM	NB	P628	**5:55 PM**	SB	W244
5:45 PM	NB	K849	**5:55 PM**	SB	A869
5:46 PM	NB	E473	**5:59 PM**	SB	P875
5:46 PM	NB	B162			
5:47 PM	NB	T702			
5:50 PM	NB	P342			
5:51 PM	NB	M781			
5:50 PM	NB	H475			
5:52 PM	NB	W814			
5:54 PM	NB	F153			
5:57 PM	NB	U850			
TOTAL		***150***	***TOTAL***		***142***

Prepared by National Data & Surveying Services

License Plate Study

Location: Virginia Ave & Olive Ave
City: Burbank, CA

Date: 1/19/2023
Day: Thursday

**NP = No Plate*

AM

Time	Direction	License Plate	Time	Direction	License Plate
7:02 AM	NB	2TCQ	7:12 AM	SB	1645
7:05 AM	NB	G346	7:26 AM	SB	0864
7:15 AM	NB	W240	7:26 AM	SB	W701
7:15 AM	NB	S550	7:28 AM	SB	C931
7:19 AM	NB	AMWE	7:32 AM	SB	F240
7:20 AM	NB	X671	7:32 AM	SB	G187
7:22 AM	NB	9091	7:38 AM	SB	M897
7:25 AM	NB	2593	7:41 AM	SB	M231
7:27 AM	NB	1645	7:42 AM	SB	X747
7:28 AM	NB	5448	7:43 AM	SB	HEWB
7:34 AM	NB	R019	7:45 AM	SB	4786
7:39 AM	NB	A978	7:45 AM	SB	K670
7:40 AM	NB	H018	7:46 AM	SB	N073
7:41 AM	NB	L374	7:47 AM	SB	J944
7:42 AM	NB	77T1	7:48 AM	SB	M078
7:42 AM	NB	W374	7:48 AM	SB	IHGK
7:43 AM	NB	GG80	7:51 AM	SB	V033
7:43 AM	NB	X91C	7:51 AM	SB	0HK0
7:43 AM	NB	S5FD	7:52 AM	SB	V418
7:43 AM	NB	MQ9T	7:54 AM	SB	3671
7:44 AM	NB	JGB5	7:54 AM	SB	RR5I
7:46 AM	NB	T504	7:55 AM	SB	U605
7:47 AM	NB	FORK	7:56 AM	SB	X071
7:48 AM	NB	T118	7:57 AM	SB	8942
7:48 AM	NB	C115	7:09 AM	SB	X426
7:48 AM	NB	M901	8:07 AM	SB	DT26
7:48 AM	NB	4552	8:10 AM	SB	J214
7:49 AM	NB	8989	8:20 AM	SB	Z804
7:49 AM	NB	M326	8:21 AM	SB	G4E1
7:49 AM	NB	79K2	8:22 AM	SB	7222
7:50 AM	NB	U036	8:23 AM	SB	B730
7:50 AM	NB	M213	8:23 AM	SB	B813
7:51 AM	NB	U246	8:24 AM	SB	D102
7:52 AM	NB	N265	8:24 AM	SB	G2H3
7:53 AM	NB	N053	8:24 AM	SB	RKS2
7:53 AM	NB	Y181	8:26 AM	SB	V105
7:54 AM	NB	5694	8:29 AM	SB	2F44
7:55 AM	NB	T734	8:30 AM	SB	J664
7:55 AM	NB	M07R	8:31 AM	SB	Z865
7:55 AM	NB	X020	8:32 AM	SB	69H1
7:55 AM	NB	H339	8:34 AM	SB	J286
7:55 AM	NB	4976	8:37 AM	SB	8UG1
7:55 AM	NB	2377	8:37 AM	SB	V098
7:55 AM	NB	B586	8:39 AM	SB	U746
7:55 AM	NB	R582	8:41 AM	SB	B722
7:56 AM	NB	1412	8:48 AM	SB	C488
7:56 AM	NB	X319	8:51 AM	SB	T553
7:56 AM	NB	A832	8:56 AM	SB	M706
7:56 AM	NB	L056	8:58 AM	SB	E185
7:57 AM	NB	C004			
7:57 AM	NB	V418			
7:58 AM	NB	80T0			
7:58 AM	NB	Z184			
7:59 AM	NB	S300			
8:00 AM	NB	B708			
8:00 AM	NB	U605			
8:00 AM	NB	J006			
8:02 AM	NB	43A0			
8:02 AM	NB	D850			
8:02 AM	NB	X071			
8:04 AM	NB	V786			
8:06 AM	NB	UT67			
8:08 AM	NB	12M1			
8:09 AM	NB	29X1			
8:15 AM	NB	59U2			
8:17 AM	NB	U514			
8:18 AM	NB	50B0			
8:18 AM	NB	L249			
8:18 AM	NB	X444			
8:18 AM	NB	A186			
8:18 AM	NB	1062			
8:18 AM	NB	C488			
8:21 AM	NB	1916			
8:21 AM	NB	4ZT6			
8:23 AM	NB	Z875			
8:26 AM	NB	M728			
8:27 AM	NB	U961			
8:28 AM	NB	3166			
8:29 AM	NB	2F44			
8:30 AM	NB	J010			
8:31 AM	NB	R388			
8:34 AM	NB	2994			
8:36 AM	NB	P006			
8:37 AM	NB	V244			
8:38 AM	NB	8459			
8:39 AM	NB	X810			
8:40 AM	NB	G424			
8:01 AM	NB	U059			
8:42 AM	NB	G220			
8:43 AM	NB	P640			
8:45 AM	NB	M140			
8:47 AM	NB	0327			
8:47 AM	NB	44F3			
8:50 AM	NB	F240			
8:51 AM	NB	1062			
8:53 AM	NB	7957			
8:53 AM	NB	K788			
8:56 AM	NB	8250			
TOTAL		*98*	*TOTAL*		*49*

MD

Time	Direction	License Plate	Time	Direction	License Plate
11:02 AM	NB	P538	11:00 AM	SB	0308
11:02 AM	NB	D15S	11:04 AM	SB	1218
11:02 AM	NB	0328	11:05 AM	SB	B898
11:07 AM	NB	TNDA	11:06 AM	SB	N965
11:09 AM	NB	X160	11:08 AM	SB	06P0
11:10 AM	NB	B661	11:08 AM	SB	2039
11:12 AM	NB	M491	11:14 AM	SB	P953
11:14 AM	NB	5797	11:18 AM	SB	N799
11:14 AM	NB	V883	11:18 AM	SB	9471
11:14 AM	NB	C908	11:20 AM	SB	LU0C
11:15 AM	NB	3145	11:21 AM	SB	H754
11:16 AM	NB	WYBJ	11:21 AM	SB	HLPI
11:17 AM	NB	RB6E	11:21 AM	SB	X2DI
11:18 AM	NB	98QR	11:26 AM	SB	GV7J
11:21 AM	NB	A227	11:28 AM	SB	3HYV
11:25 AM	NB	B83A	11:30 AM	SB	D730
11:26 AM	NB	5K50	11:31 AM	SB	2F5R
11:27 AM	NB	AXHW	11:32 AM	SB	73H9
11:30 AM	NB	40P2	11:35 AM	SB	FO15
11:33 AM	NB	GUDY	11:37 AM	SB	Z593
11:33 AM	NB	ZD5C	11:37 AM	SB	A382
11:35 AM	NB	CG7G	11:38 AM	SB	CXKI
11:36 AM	NB	1531	11:41 AM	SB	C9O8
11:39 AM	NB	F127	11:43 AM	SB	M651
11:41 AM	NB	3817	11:46 AM	SB	W3ZC
11:41 AM	NB	P9LC	11:46 AM	SB	6BSH
11:43 AM	NB	1K1A	11:47 AM	SB	LPY4
11:45 AM	NB	C467	11:48 AM	SB	4TUW
11:48 AM	NB	J8LO	11:53 AM	SB	IIVP
11:49 AM	NB	3CXD	11:55 AM	SB	H6NF
11:49 AM	NB	U5U7	11:56 AM	SB	JD94
11:49 AM	NB	627T	11:56 AM	SB	P283
11:54 AM	NB	4PDL	11:59 AM	SB	A312
11:54 AM	NB	9936	12:00 PM	SB	J600
11:56 AM	NB	M524	12:00 PM	SB	10MJ
11:57 AM	NB	W955	12:05 PM	SB	L162
12:00 PM	NB	X456	12:06 PM	SB	C500
12:02 PM	NB	E185	12:06 PM	SB	K710
12:03 PM	NB	L328	12:07 PM	SB	H262
12:08 PM	NB	STK9	12:10 PM	SB	LZ23
12:08 PM	NB	J147	12:12 PM	SB	L294
12:08 PM	NB	30K1	12:13 PM	SB	X722
12:08 PM	NB	43C3	12:14 PM	SB	A021
12:09 PM	NB	V176	12:16 PM	SB	M524
12:10 PM	NB	E567	12:18 PM	SB	E185
12:11 PM	NB	D374	12:24 PM	SB	X642
12:11 PM	NB	5980	12:25 PM	SB	U439
12:13 PM	NB	B70B	12:25 PM	SB	X878
12:13 PM	NB	K710	12:31 PM	SB	X374
12:19 PM	NB	L294	12:35 PM	SB	236B
12:19 PM	NB	J094	12:35 PM	SB	P892
12:21 PM	NB	6594	12:35 PM	SB	E753
12:22 PM	NB	HJIA	12:41 PM	SB	VM7O
12:23 PM	NB	T387	12:42 PM	SB	H233
12:23 PM	NB	D965	12:43 PM	SB	C5DI
12:24 PM	NB	X642	12:44 PM	SB	H658
12:24 PM	NB	A021	12:45 PM	SB	K884
12:26 PM	NB	0267	12:46 PM	SB	H379
12:27 PM	NB	D730	12:46 PM	SB	5980
12:30 PM	NB	H233	12:46 PM	SB	L411
12:31 PM	NB	E429	12:49 PM	SB	J350
12:32 PM	NB	H175	12:50 PM	SB	9471
12:33 PM	NB	5750	12:52 PM	SB	7034
12:34 PM	NB	J964	12:53 PM	SB	H911
12:36 PM	NB	7P20	12:58 PM	SB	PE7K
12:37 PM	NB	A212			
12:37 PM	NB	T4S5			
12:40 PM	NB	S088			
12:41 PM	NB	P659			
12:41 PM	NB	J341			
12:42 PM	NB	G362			
12:42 PM	NB	W713			
12:44 PM	NB	P257			
12:44 PM	NB	GB54			
12:48 PM	NB	YB50			
12:50 PM	NB	G220			
12:51 PM	NB	U746			
12:54 PM	NB	C5D9			
12:57 PM	NB	5D59			
12:58 PM	NB	LVV8			
12:58 PM	NB	P238			
1:00 PM	NB	J8S7			
TOTAL		*82*	*TOTAL*		*65*

PM

Time	Direction	License Plate	Time	Direction	License Plate
4:00 PM	NB	T944	4:02 PM	SB	6634
4:01 PM	NB	29C2	4:02 PM	SB	K8Y6
4:02 PM	NB	H681	4:03 PM	SB	H757
4:03 PM	NB	8U61	4:08 PM	SB	A406
4:05 PM	NB	U066	4:09 PM	SB	FVGX
4:05 PM	NB	G008	4:12 PM	SB	D631
4:06 PM	NB	N211	*4:13 PM*	SB	R0N9
4:08 PM	NB	D593	4:14 PM	SB	J955
4:09 PM	NB	J499	4:15 PM	SB	H622
4:11 PM	NB	G487	4:19 PM	SB	C732
4:13 PM	NB	C180	4:19 PM	SB	P811
4:16 PM	NB	44WV	4:21 PM	SB	A373
4:17 PM	NB	ESI5	4:22 PM	SB	8U61
4:18 PM	NB	J955	4:23 PM	SB	X9B4
4:19 PM	NB	S575	4:23 PM	SB	N452
4:23 PM	NB	J681	4:32 PM	SB	5Z50
4:25 PM	NB	1D62	4:39 PM	SB	CB52
4:27 PM	NB	H340	4:42 PM	SB	W652
4:29 PM	NB	M101	4:45 PM	SB	JW56
4:30 PM	NB	X509	4:48 PM	SB	6VVU
4:32 PM	NB	6438	4:49 PM	SB	H553
4:32 PM	NB	C004	4:51 PM	SB	J290
4:33 PM	NB	P723	4:56 PM	SB	CD52
4:34 PM	NB	H915	4:59 PM	SB	C267
4:34 PM	NB	CMIG	5:01 PM	SB	V696
4:37 PM	NB	0545	5:04 PM	SB	H233
4:39 PM	NB	0792	5:07 PM	SB	G220
4:40 PM	NB	U443	5:08 PM	SB	YA59
4:42 PM	NB	H437	5:09 PM	SB	H909
4:47 PM	NB	N605	5:10 PM	SB	53SQ
4:48 PM	NB	16A0	5:12 PM	SB	X722
4:51 PM	NB	B848	5:12 PM	SB	5RGJ
4:52 PM	NB	RB40	5:13 PM	SB	CZ05
4:54 PM	NB	K009	5:13 PM	SB	G220
4:54 PM	NB	B619	5:17 PM	SB	8QHL
4:57 PM	NB	X035	5:22 PM	SB	D694
4:59 PM	NB	P892	5:23 PM	SB	CIZW
5:00 PM	NB	E07H	5:26 PM	SB	9G94
5:02 PM	NB	E185	5:27 PM	SB	U131
5:03 PM	NB	A377	5:30 PM	SB	DCM3
5:04 PM	NB	C139	5:31 PM	SB	6V42
5:04 PM	NB	U918	5:32 PM	SB	KKSK
5:07 PM	NB	T387	5:34 PM	SB	8GNU
5:10 PM	NB	E474	5:37 PM	SB	X5F8
5:12 PM	NB	M524	5:40 PM	SB	IZRQ
5:13 PM	NB	Z973	5:40 PM	SB	4GB7
5:13 PM	NB	HEU6	5:42 PM	SB	25J1
5:15 PM	NB	N0X9	5:44 PM	SB	U44J
5:15 PM	NB	VGLK	5:44 PM	SB	RZQJ
5:16 PM	NB	3X5Q	5:46 PM	SB	EN3P
5:17 PM	NB	JH73	5:49 PM	SB	EVJM
5:18 PM	NB	T344	5:55 PM	SB	D74S
5:18 PM	NB	S3TP	5:55 PM	SB	P7XH
5:18 PM	NB	GPGM	5:57 PM	SB	113R
5:19 PM	NB	M601	5:59 PM	SB	CQSF
5:20 PM	NB	G220			
5:23 PM	NB	U8S6			
5:24 PM	NB	L0S2			
5:25 PM	NB	36R0			
5:25 PM	NB	66MV			
5:27 PM	NB	Q3ZY			
5:27 PM	NB	80P9			
5:27 PM	NB	VAGH			
5:28 PM	NB	LCS7			
5:28 PM	NB	7LJC			
5:29 PM	NB	YR0I			
5:30 PM	NB	S4C6			
5:31 PM	NB	7ZA1			
5:32 PM	NB	FWVR			
5:32 PM	NB	GMLC			
5:34 PM	NB	GOSZ			
5:37 PM	NB	0F7K			
5:39 PM	NB	PAI2			
5:42 PM	NB	P0B3			
5:44 PM	NB	B0TA			
5:45 PM	NB	6PR9			
5:45 PM	NB	LZ07			
5:48 PM	NB	COOA			
5:48 PM	NB	NJH0			
5:50 PM	NB	FTAH			
5:52 PM	NB	OZIE			
5:53 PM	NB	6L8D			
5:55 PM	NB	26C0			
5:56 PM	NB	S8NP			
5:57 PM	NB	IHP5			
5:58 PM	NB	GUQG			
5:59 PM	NB	Y2IA			
TOTAL		*87*	*TOTAL*		*55*

Prepared by National Data & Surveying Services

License Plate Study

Location: S Main St & W Oak St
City: Burbank, CA

Date: 1/19/2023
Day: Thursday

***NP** = *No Plate*

AM

Time	Direction	License Plate	Time	Direction	License Plate
7:01 AM	EB	4TI3	7:00 AM	WB	0063
7:03 AM	EB	DFRT	7:03 AM	WB	2377
7:05 AM	EB	R7RT	7:06 AM	WB	2443
7:05 AM	EB	FWBE	7:08 AM	WB	2827
7:05 AM	EB	0J5Q	7:09 AM	WB	2832
7:06 AM	EB	EZDM	7:09 AM	WB	3617
7:07 AM	EB	G346	7:10 AM	WB	4262
7:10 AM	EB	N084	7:11 AM	WB	5052
7:12 AM	EB	502B	7:14 AM	WB	5680
7:14 AM	EB	LC83	7:15 AM	WB	6066
7:14 AM	EB	GPJL	7:17 AM	WB	6757
7:14 AM	EB	1JS9	7:19 AM	WB	7659
7:16 AM	EB	9W25	7:20 AM	WB	7957
7:17 AM	EB	0GWI	7:21 AM	WB	8173
7:18 AM	EB	FISB	7:21 AM	WB	9125
7:19 AM	EB	N39W	7:23 AM	WB	9525
7:19 AM	EB	X730	7:23 AM	WB	024I
7:23 AM	EB	5N66	7:27 AM	WB	H5KJ
7:23 AM	EB	FNFP	7:28 AM	WB	06CV
7:24 AM	EB	LEV8	7:29 AM	WB	11N2
7:25 AM	EB	A266	7:29 AM	WB	18D3
7:25 AM	EB	BFBW	7:30 AM	WB	PAHK
7:26 AM	EB	A213	7:30 AM	WB	1FRJ
7:27 AM	EB	54T2	7:32 AM	WB	1QL8
7:28 AM	EB	50A3	7:32 AM	WB	26K2
7:28 AM	EB	B912	7:33 AM	WB	2GD4
7:29 AM	EB	ABR4	7:33 AM	WB	33F3
7:29 AM	EB	X975	7:36 AM	WB	3H2P
7:29 AM	EB	883N	7:36 AM	WB	3JL9
7:30 AM	EB	79J2	7:36 AM	WB	3RVP
7:30 AM	EB	X211	7:37 AM	WB	3Z2G
7:31 AM	EB	29C2	7:37 AM	WB	41RC
7:32 AM	EB	9439	7:38 AM	WB	43C3
7:32 AM	EB	S3M2	7:38 AM	WB	53E6
7:32 AM	EB	HWPP	7:38 AM	WB	58P1
7:33 AM	EB	L115	7:39 AM	WB	5FSS
7:33 AM	EB	ENTZ	7:39 AM	WB	6S4W
7:33 AM	EB	5537	7:39 AM	WB	75H3
7:34 AM	EB	8007	7:39 AM	WB	77A1
7:34 AM	EB	UJ21	7:39 AM	WB	77NV
7:35 AM	EB	0022	7:39 AM	WB	7W33
7:35 AM	EB	D237	7:40 AM	WB	84T1
7:35 AM	EB	3Q9T	7:40 AM	WB	91H3
7:36 AM	EB	4WSO	7:41 AM	WB	9BB5
7:36 AM	EB	VWF0	7:41 AM	WB	A169
7:36 AM	EB	3EUE	7:41 AM	WB	A266
7:36 AM	EB	KAP2	7:43 AM	WB	A290
7:36 AM	EB	MN2U	7:43 AM	WB	A478
7:37 AM	EB	5R4Y	7:43 AM	WB	A8ZI
7:37 AM	EB	5GS4	7:43 AM	WB	B052
7:37 AM	EB	WD9T	7:43 AM	WB	B178
7:38 AM	EB	Y69B	7:43 AM	WB	B500
7:38 AM	EB	UZX0	7:44 AM	WB	C004
7:38 AM	EB	37ZJ	7:44 AM	WB	C025
7:38 AM	EB	9UN7	7:45 AM	WB	C1QP
7:39 AM	EB	V5IJ	7:45 AM	WB	C377
7:40 AM	EB	DQ92	7:45 AM	WB	C444
7:40 AM	EB	KFKX	7:45 AM	WB	C467
7:40 AM	EB	8RRX	7:46 AM	WB	C4VU
7:40 AM	EB	4NGG	7:46 AM	WB	C940
7:40 AM	EB	968Y	7:46 AM	WB	CM14
7:40 AM	EB	15W5	7:47 AM	WB	D188
7:40 AM	EB	O0R4	7:48 AM	WB	D282
7:40 AM	EB	BCTO	7:48 AM	WB	D357
7:41 AM	EB	6YF2	7:48 AM	WB	D529
7:41 AM	EB	2JUH	7:48 AM	WB	D539
7:41 AM	EB	MX0L	7:48 AM	WB	D68A
7:41 AM	EB	6C1Y	7:48 AM	WB	D708
7:42 AM	EB	NCF8	7:48 AM	WB	D734
7:42 AM	EB	QP5T	7:48 AM	WB	D979
7:42 AM	EB	LQYB	7:48 AM	WB	E024
7:42 AM	EB	L3D2	7:48 AM	WB	E086
7:42 AM	EB	VLC4	7:48 AM	WB	F370
7:43 AM	EB	DJZ1	7:49 AM	WB	E0T0
7:43 AM	EB	69KI	7:49 AM	WB	E4CE
7:43 AM	EB	IR9G	7:49 AM	WB	E5W0
7:43 AM	EB	FVFI	7:49 AM	WB	E955
7:44 AM	EB	HJT5	7:49 AM	WB	F261
7:44 AM	EB	RUZO	7:49 AM	WB	F406
7:44 AM	EB	KR6F	7:49 AM	WB	F411
7:44 AM	EB	5W2B	7:49 AM	WB	F413
7:45 AM	EB	R951	7:50 AM	WB	F555
7:46 AM	EB	A558	7:50 AM	WB	F599
7:48 AM	EB	82C3	7:50 AM	WB	F733
7:46 AM	EB	C840	7:50 AM	WB	F931
7:48 AM	EB	L144	7:50 AM	WB	F951
7:47 AM	EB	B631	7:51 AM	WB	FA08
7:47 AM	EB	5440	7:51 AM	WB	F55F
7:47 AM	EB	Z533	7:51 AM	WB	FV0W
7:47 AM	EB	B609	7:51 AM	WB	G4J7
7:48 AM	EB	UJ90	7:51 AM	WB	G57E
7:49 AM	EB	D065	7:51 AM	WB	G804
7:49 AM	EB	Z572	7:51 AM	WB	H332
7:48 AM	EB	05N2	7:51 AM	WB	H367
7:48 AM	EB	B1C0	7:52 AM	WB	H383
7:48 AM	EB	R7SO	7:52 AM	WB	H5JA
7:48 AM	EB	YCNI	7:52 AM	WB	H666
7:48 AM	EB	I5JC	7:52 AM	WB	H746
7:48 AM	EB	IG79	7:52 AM	WB	H975
7:49 AM	EB	P58J	7:52 AM	WB	HB36
7:49 AM	EB	B564	7:52 AM	WB	HFF7
7:49 AM	EB	G260	7:52 AM	WB	HJW8
7:49 AM	EB	BO6V	7:53 AM	WB	I5F2
7:50 AM	EB	P152	7:53 AM	WB	IANK
7:50 AM	EB	A434	7:53 AM	WB	IHM6
7:50 AM	EB	4046	7:53 AM	WB	IVHY
7:50 AM	EB	F378	7:53 AM	WB	J006
7:51 AM	EB	N4F0	7:53 AM	WB	J290
7:51 AM	EB	T6ZZ	7:54 AM	WB	J377
7:51 AM	EB	H314	7:54 AM	WB	J539
7:51 AM	EB	L075	7:54 AM	WB	J696
7:51 AM	EB	J290	7:54 AM	WB	J7Z0
7:51 AM	EB	W448	7:55 AM	WB	J733
7:51 AM	EB	R1OU	7:55 AM	WB	J955
7:51 AM	EB	94CI	7:55 AM	WB	JH3D

MD

Time	Direction	License Plate	Time	Direction	License Plate
11:01 AM	EB	AQCD	11:00 AM	WB	0332
11:02 AM	EB	A336	11:00 AM	WB	0206
11:05 AM	EB	L195	11:01 AM	WB	0461
11:05 AM	EB	1GG3	11:01 AM	WB	1642
11:05 AM	EB	J020	11:03 AM	WB	2689
11:06 AM	EB	V170	11:03 AM	WB	4372
11:06 AM	EB	TCK7	11:05 AM	WB	4783
11:08 AM	EB	S455	11:07 AM	WB	9567
11:09 AM	EB	R631	11:10 AM	WB	0FEJ
11:11 AM	EB	VJ79	11:11 AM	WB	0FN5
11:11 AM	EB	8TWW	11:11 AM	WB	23T2
11:11 AM	EB	VEHR	11:12 AM	WB	2QVN
11:12 AM	EB	WHQ6	11:14 AM	WB	3FK9
11:14 AM	EB	U320	11:14 AM	WB	3W8D
11:14 AM	EB	KAPK	11:14 AM	WB	41M2
11:15 AM	EB	61Z4	11:15 AM	WB	45M2
11:16 AM	EB	1730	11:17 AM	WB	48OR
11:19 AM	EB	W643	11:18 AM	WB	4CC7
11:20 AM	EB	R129	11:19 AM	WB	5U1W
11:21 AM	EB	66DT	11:22 AM	WB	6JBS
11:22 AM	EB	V6Z3	11:24 AM	WB	76P2
11:23 AM	EB	Y2ZC	11:24 AM	WB	7P20
11:24 AM	EB	TSK3	11:24 AM	WB	8ZRJ
11:28 AM	EB	J402	11:25 AM	WB	9FYH
11:28 AM	EB	N143	11:25 AM	WB	9YIK
11:28 AM	EB	0Z00	11:29 AM	WB	A494
11:29 AM	EB	6738	11:32 AM	WB	A665
11:29 AM	EB	55P3	11:33 AM	WB	AEVN
11:30 AM	EB	41M2	11:34 AM	WB	AIFV
11:30 AM	EB	RTJ6	11:35 AM	WB	AT1B
11:30 AM	EB	6DFC	11:34 AM	WB	C664
11:31 AM	EB	NHA1	11:35 AM	WB	D031
11:31 AM	EB	QSEV	11:36 AM	WB	D316
11:32 AM	EB	T413	11:37 AM	WB	D559
11:32 AM	EB	VG25	11:37 AM	WB	DJT1
11:33 AM	EB	RAF5	11:38 AM	WB	E545
11:35 AM	EB	U809	11:38 AM	WB	E581
11:35 AM	EB	N429	11:41 AM	WB	E607
11:37 AM	EB	C462	11:42 AM	WB	F448
11:38 AM	EB	H546	11:43 AM	WB	F643
11:38 AM	EB	K386	11:44 AM	WB	F792
11:40 AM	EB	C432	11:45 AM	WB	F9IJ
11:42 AM	EB	L782	11:48 AM	WB	FE3U
11:42 AM	EB	4820	11:49 AM	WB	FWJJ
11:42 AM	EB	BXTA	11:50 AM	WB	G2LB
11:42 AM	EB	6LQB	11:52 AM	WB	G390
11:43 AM	EB	C117	11:54 AM	WB	G738
11:43 AM	EB	T582	11:56 AM	WB	GDDN
11:44 AM	EB	M418	11:57 AM	WB	GU75
11:45 AM	EB	J294	11:57 AM	WB	H1YY
11:45 AM	EB	0461	11:57 AM	WB	H449
11:45 AM	EB	YM45	12:00 PM	WB	HT7Q
11:45 AM	EB	DXCU	12:00 PM	WB	I7TX
11:47 AM	EB	M441	12:02 PM	WB	IM78
11:47 AM	EB	E521	12:03 PM	WB	ITTX
11:48 AM	EB	C621	12:09 PM	WB	J068
11:50 AM	EB	6857	12:10 PM	WB	J166
11:51 AM	EB	BAWY	12:10 PM	WB	J294
11:52 AM	EB	06B3	12:14 PM	WB	JJAP
11:53 AM	EB	T085	12:15 PM	WB	KTIV
11:53 AM	EB	7VML	12:18 PM	WB	KY57
11:54 AM	EB	K885	12:18 PM	WB	L050
11:54 AM	EB	U26Q	12:18 PM	WB	L1IX
11:55 AM	EB	B124	12:19 PM	WB	L887
11:55 AM	EB	MXQL	12:20 PM	WB	LMJP
11:56 AM	EB	HV9W	12:21 PM	WB	LPNH
11:58 AM	EB	004T	12:23 PM	WB	M076
12:00 PM	EB	6396	12:23 PM	WB	M644
12:01 PM	EB	W761	12:23 PM	WB	NLTI
12:04 PM	EB	T01A	12:24 PM	WB	NP
12:07 PM	EB	F643	12:27 PM	WB	NZMH
12:04 PM	EB	H262	12:27 PM	WB	O4GL
12:04 PM	EB	B979	12:27 PM	WB	O9BP
12:09 PM	EB	E642	12:28 PM	WB	P060
12:09 PM	EB	6WL2	12:29 PM	WB	P383
12:11 PM	EB	EMA6	12:29 PM	WB	P395
12:12 PM	EB	4945	12:30 PM	WB	P47N
12:13 PM	EB	0037	12:30 PM	WB	Q48J
12:13 PM	EB	UVZ9	12:31 PM	WB	Q4Y2
12:14 PM	EB	RMJ7	12:31 PM	WB	Q6JO
12:15 PM	EB	2B91	12:32 PM	WB	R013
12:15 PM	EB	K064	12:32 PM	WB	R364
12:15 PM	EB	EKTD	12:32 PM	WB	R807
12:16 PM	EB	W301	12:32 PM	WB	S575
12:16 PM	EB	Z121	12:32 PM	WB	T243
12:17 PM	EB	IA6J	12:33 PM	WB	T7YR
12:17 PM	EB	J350	12:33 PM	WB	TD60
12:18 PM	EB	S190	12:34 PM	WB	U037
12:18 PM	EB	ZWQ3	12:34 PM	WB	U692
12:18 PM	EB	X7OF	12:34 PM	WB	UJOI
12:19 PM	EB	K7KA	12:34 PM	WB	V677
12:20 PM	EB	45M2	12:35 PM	WB	V6PK
12:21 PM	EB	D559	12:37 PM	WB	V915
12:21 PM	EB	55YC	12:38 PM	WB	VDUB
12:23 PM	EB	W281	12:38 PM	WB	VNWT
12:23 PM	EB	M2BY	12:38 PM	WB	W049
12:23 PM	EB	OF3H	12:38 PM	WB	W22T
12:23 PM	EB	NNTA	12:40 PM	WB	W281
12:25 PM	EB	SD32	12:41 PM	WB	W381
12:25 PM	EB	PNCS	12:42 PM	WB	W455
12:27 PM	EB	Z5OM	12:44 PM	WB	W571
12:29 PM	EB	15F2	12:45 PM	WB	W761
12:29 PM	EB	BU39	12:46 PM	WB	WGMW
12:31 PM	EB	CQOQ	12:46 PM	WB	WQ20
12:31 PM	EB	1H75	12:47 PM	WB	X166
12:32 PM	EB	J096	12:47 PM	WB	X344
12:33 PM	EB	JYYG	12:48 PM	WB	X534
12:34 PM	EB	BLEB	12:50 PM	WB	XH01
12:34 PM	EB	1GXQ	12:52 PM	WB	Z44A
12:35 PM	EB	S199	12:55 PM	WB	Z590
12:35 PM	EB	JRPE	12:56 PM	WB	Z83Y
12:38 PM	EB	SVFY	12:57 PM	WB	Z919
12:39 PM	EB	M0Z6	12:57 PM	WB	ZJJH
12:39 PM	EB	N447			
12:40 PM	EB	U444			

PM

Time	Direction	License Plate	Time	Direction	License Plate
4:00 PM	EB	CY5W	4:00 PM	WB	G253
4:00 PM	EB	Z1U2	4:01 PM	WB	S250
4:01 PM	EB	BFME	4:01 PM	WB	U564
4:02 PM	EB	LHH2	4:02 PM	WB	S895
4:04 PM	EB	P630	4:02 PM	WB	9071
4:04 PM	EB	J569	4:02 PM	WB	S392
4:04 PM	EB	7768	4:02 PM	WB	F431
4:05 PM	EB	J109	4:02 PM	WB	E611
4:06 PM	EB	87N2	4:03 PM	WB	Z431
4:07 PM	EB	E603	4:03 PM	WB	K657
4:08 PM	EB	P686	4:04 PM	WB	W605
4:09 PM	EB	J548	4:04 PM	WB	E991
4:09 PM	EB	U877	4:05 PM	WB	V094
4:11 PM	EB	F747	4:06 PM	WB	X221
4:11 PM	EB	82SG	4:07 PM	WB	J858
4:12 PM	EB	N436	4:08 PM	WB	D845
4:12 PM	EB	Z696	4:07 PM	WB	W870
4:12 PM	EB	YLQK	4:07 PM	WB	P454
4:12 PM	EB	DE84	4:09 PM	WB	J012
4:13 PM	EB	94CH	4:09 PM	WB	J403
4:13 PM	EB	UMSA	4:09 PM	WB	M510
4:15 PM	EB	VFVL	4:10 PM	WB	Z018
4:16 PM	EB	7321	4:10 PM	WB	M331
4:17 PM	EB	1MRH	4:19 PM	WB	37N3
4:18 PM	EB	U151	4:14 PM	WB	GT14
4:19 PM	EB	AELV	4:15 PM	WB	K651
4:21 PM	EB	B163	4:16 PM	WB	K700
4:23 PM	EB	E065	4:16 PM	WB	MBX1
4:23 PM	EB	L418	4:16 PM	WB	4H1V
4:24 PM	EB	D845	4:16 PM	WB	VAKW
4:26 PM	EB	C837	4:17 PM	WB	G6W8
4:28 PM	EB	G396	4:18 PM	WB	V581
4:28 PM	EB	S360	4:18 PM	WB	A478
4:28 PM	EB	P637	4:19 PM	WB	F415
4:31 PM	EB	847D	4:19 PM	WB	Y4OP
4:32 PM	EB	M513	4:19 PM	WB	XYEF
4:32 PM	EB	45J1	4:19 PM	WB	L189
4:33 PM	EB	45M2	4:21 PM	WB	G295
4:34 PM	EB	UK1A	4:21 PM	WB	K4QT
4:36 PM	EB	W667	4:22 PM	WB	YU7G
4:38 PM	EB	M423	4:25 PM	WB	N446
4:39 PM	EB	59B3	4:26 PM	WB	U151
4:39 PM	EB	74M5	4:26 PM	WB	T019
4:40 PM	EB	5N43	4:27 PM	WB	3FBX
4:41 PM	EB	J358	4:27 PM	WB	P4GZ
4:41 PM	EB	DYZ2	4:28 PM	WB	30DL
4:42 PM	EB	UE0W	4:30 PM	WB	6Z0Z
4:42 PM	EB	R875	4:31 PM	WB	V711
4:42 PM	EB	43P0	4:31 PM	WB	P637
4:42 PM	EB	GDPB	4:32 PM	WB	RE1V
4:42 PM	EB	ZXB0	4:33 PM	WB	5Y2E
4:43 PM	EB	A623	4:33 PM	WB	9IDB
4:43 PM	EB	L041	4:35 PM	WB	D253
4:44 PM	EB	K796	4:35 PM	WB	U877
4:44 PM	EB	P471	4:37 PM	WB	GQ2N
4:44 PM	EB	U690	4:38 PM	WB	G014
4:44 PM	EB	N818	4:38 PM	WB	XL48
4:46 PM	EB	V133	4:39 PM	WB	K796
4:48 PM	EB	S416	4:40 PM	WB	95J1
4:48 PM	EB	JWIF	4:43 PM	WB	N605
4:48 PM	EB	FBDN	4:43 PM	WB	E372
4:49 PM	EB	S885	4:43 PM	WB	S575
4:49 PM	EB	U874	4:43 PM	WB	JP31
4:50 PM	EB	W652	4:43 PM	WB	LHED
4:50 PM	EB	LME4	4:44 PM	WB	W901
4:51 PM	EB	8808	4:45 PM	WB	C7SI
4:51 PM	EB	K651	4:46 PM	WB	EHA4
4:52 PM	EB	N917	4:46 PM	WB	Q7OE
4:52 PM	EB	M553	4:47 PM	WB	8I44
4:52 PM	EB	R365	4:48 PM	WB	JRDK
4:53 PM	EB	FSZN	4:49 PM	WB	RL4F
4:54 PM	EB	T788	4:49 PM	WB	PI8U
4:55 PM	EB	WH9E	4:50 PM	WB	D7I3
4:55 PM	EB	AM4Q	4:50 PM	WB	ZB6A
4:56 PM	EB	5GYY	4:50 PM	WB	07FK
4:56 PM	EB	HYF3	4:50 PM	WB	P6VC
4:56 PM	EB	G9NK	4:51 PM	WB	USX7
4:57 PM	EB	99UO	4:52 PM	WB	Z7T8
4:57 PM	EB	69F8	4:52 PM	WB	H39O
4:57 PM	EB	7JUR	4:53 PM	WB	7P3O
4:57 PM	EB	551B	4:54 PM	WB	CVKD
4:57 PM	EB	RRII	4:54 PM	WB	89L3
4:58 PM	EB	7DRF	4:54 PM	WB	N0G1
4:58 PM	EB	GWXP	4:55 PM	WB	T6AX
4:58 PM	EB	UFHS	4:56 PM	WB	1II9
4:59 PM	EB	BPGR	4:56 PM	WB	8H9E
4:59 PM	EB	2TG9	4:59 PM	WB	Y2FE
5:01 PM	EB	5UAC	5:00 PM	WB	B6BB
5:01 PM	EB	YB8M	5:03 PM	WB	UWYO
5:02 PM	EB	YTZS	5:03 PM	WB	G3YS
5:03 PM	EB	R6FT	5:03 PM	WB	0R6E
5:03 PM	EB	ZLI0	5:05 PM	WB	23T9
5:04 PM	EB	9RA8	5:06 PM	WB	QPHY
5:05 PM	EB	4PB0	5:06 PM	WB	GGPH
5:05 PM	EB	OWDS	5:06 PM	WB	E2C5
5:06 PM	EB	9T7G	5:07 PM	WB	X2W8
5:07 PM	EB	1VBU	5:07 PM	WB	R3VZ
5:08 PM	EB	EPP6	5:07 PM	WB	QP5T
5:08 PM	EB	XPTA	5:08 PM	WB	252A
5:09 PM	EB	G480	5:08 PM	WB	UF9Q
5:10 PM	EB	J4V0	5:08 PM	WB	B5SJ
5:12 PM	EB	EYXW	5:08 PM	WB	E09Q
5:13 PM	EB	L758	5:09 PM	WB	S010
5:13 PM	EB	JB69	5:10 PM	WB	U014
5:13 PM	EB	U491	5:11 PM	WB	V905
5:13 PM	EB	P174	5:11 PM	WB	24N0
5:14 PM	EB	V339	5:11 PM	WB	W911
5:14 PM	EB	F090	5:11 PM	WB	OBFG
5:15 PM	EB	4MLT	5:11 PM	WB	DMKN
5:15 PM	EB	4BVG	5:12 PM	WB	W794
5:15 PM	EB	BEPQ	5:12 PM	WB	C072
5:16 PM	EB	XM7F	5:13 PM	WB	3XFL
5:16 PM	EB	PPWJ	5:13 PM	WB	LNKP
5:16 PM	EB	7PN7	5:14 PM	WB	F564
5:17 PM	EB	W394	5:14 PM	WB	A576

7:52 AM	EB	L284	7:55 AM	WB	JNL1
7:52 AM	EB	8496	7:55 AM	WB	K150
7:52 AM	EB	X152	7:55 AM	WB	K225
7:52 AM	EB	H206	7:55 AM	WB	K281
7:52 AM	EB	2360	7:55 AM	WB	K576
7:52 AM	EB	8JK4	7:56 AM	WB	K582
7:52 AM	EB	1NET	7:56 AM	WB	K709
7:53 AM	EB	R628	7:57 AM	WB	K822
7:53 AM	EB	S139	7:57 AM	WB	K929
7:53 AM	EB	R840	7:57 AM	WB	K876
7:53 AM	EB	F683	7:57 AM	WB	KEMU
7:54 AM	EB	QOSH	7:58 AM	WB	KEPK
7:54 AM	EB	K8J4	7:58 AM	WB	KQCJ
7:54 AM	EB	TFM6	7:58 AM	WB	K565
7:54 AM	EB	F559	7:58 AM	WB	L056
7:55 AM	EB	TAWR	7:59 AM	WB	L195
7:55 AM	EB	X260	8:02 AM	WB	L228
7:56 AM	EB	R237	8:02 AM	WB	L578
7:56 AM	EB	U107	8:02 AM	WB	L693
7:57 AM	EB	NR1O	8:03 AM	WB	L901
7:57 AM	EB	08EL	8:03 AM	WB	M076
7:57 AM	EB	2OHG	8:03 AM	WB	M145
7:57 AM	EB	V5W9	8:03 AM	WB	M326
7:57 AM	EB	5LCS	8:04 AM	WB	M464
7:57 AM	EB	6747	8:04 AM	WB	M675
7:57 AM	EB	2057	8:04 AM	WB	N121
7:57 AM	EB	D387	8:06 AM	WB	N436
7:58 AM	EB	R128	8:07 AM	WB	N639
7:59 AM	EB	X120	8:08 AM	WB	N818
7:59 AM	EB	J696	8:10 AM	WB	N932
8:00 AM	EB	D532	8:10 AM	WB	NW46
8:00 AM	EB	U206	8:11 AM	WB	OC02
8:01 AM	EB	V221	8:12 AM	WB	OEAF
8:01 AM	EB	E086	8:12 AM	WB	P152
8:01 AM	EB	E033	8:13 AM	WB	P772
8:01 AM	EB	FK87	8:13 AM	WB	P829
8:01 AM	EB	P5Y3	8:15 AM	WB	P84U
8:02 AM	EB	C364	8:16 AM	WB	PD18
8:03 AM	EB	S250	8:16 AM	WB	PLB5
8:04 AM	EB	C839	8:18 AM	WB	PNFN
8:04 AM	EB	6VB9	8:22 AM	WB	PWQC
8:05 AM	EB	1561	8:22 AM	WB	R772
8:05 AM	EB	E764	8:22 AM	WB	R923
8:06 AM	EB	CA67	8:23 AM	WB	S139
8:08 AM	EB	81A1	8:23 AM	WB	S792
8:08 AM	EB	L544	8:24 AM	WB	S893
8:08 AM	EB	N818	8:26 AM	WB	S997
8:09 AM	EB	G3H3	8:27 AM	WB	ST67
8:10 AM	EB	4505	8:27 AM	WB	T077
8:11 AM	EB	2534	8:27 AM	WB	T247
8:11 AM	EB	FQNQ	8:27 AM	WB	T413
8:12 AM	EB	H664	8:27 AM	WB	T455
8:13 AM	EB	8501	8:28 AM	WB	T679
8:13 AM	EB	J747	8:28 AM	WB	U004
8:13 AM	EB	C837	8:28 AM	WB	U048
8:13 AM	EB	K87M	8:28 AM	WB	U107
8:15 AM	EB	YKV0	8:28 AM	WB	U206
8:16 AM	EB	K850	8:30 AM	WB	U388
8:17 AM	EB	V547	8:30 AM	WB	U459
8:17 AM	EB	V472	8:30 AM	WB	U471
8:17 AM	EB	T945	8:31 AM	WB	U6ZQ
8:17 AM	EB	MMMX	8:31 AM	WB	U719
8:17 AM	EB	06NR	8:32 AM	WB	U922
8:18 AM	EB	T387	8:32 AM	WB	V047
8:18 AM	EB	A644	8:32 AM	WB	V547
8:18 AM	EB	N948	8:33 AM	WB	V116
8:18 AM	EB	H003	8:33 AM	WB	V906
8:19 AM	EB	T481	8:33 AM	WB	VADA
8:19 AM	EB	H406	8:33 AM	WB	VC9Q
8:19 AM	EB	W296	8:34 AM	WB	VJDH
8:19 AM	EB	NFY2	8:35 AM	WB	W011
8:20 AM	EB	H425	8:35 AM	WB	W097
8:20 AM	EB	B658	8:37 AM	WB	W453
8:20 AM	EB	A044	8:38 AM	WB	W572
8:21 AM	EB	M508	8:39 AM	WB	W667
8:21 AM	EB	5192	8:39 AM	WB	W699
8:22 AM	EB	E991	8:39 AM	WB	W747
8:22 AM	EB	LGSS	8:40 AM	WB	W911
8:22 AM	EB	X664	8:43 AM	WB	WT56
8:22 AM	EB	N399	8:43 AM	WB	X260
8:22 AM	EB	P716	8:44 AM	WB	X449
8:23 AM	EB	Z590	8:44 AM	WB	X594
8:23 AM	EB	T00N	8:45 AM	WB	X684
8:23 AM	EB	K850	8:45 AM	WB	X750
8:23 AM	EB	2390	8:46 AM	WB	X975
8:23 AM	EB	P216	8:46 AM	WB	XBH9
8:24 AM	EB	D133	8:48 AM	WB	XEMH
8:24 AM	EB	PLB8	8:48 AM	WB	XOET
8:24 AM	EB	F431	8:50 AM	WB	Y174
8:24 AM	EB	QT2G	8:50 AM	WB	Y5W3
8:25 AM	EB	5JJ1	8:51 AM	WB	Y721
8:25 AM	EB	A902	8:51 AM	WB	Y973
8:25 AM	EB	4292	8:52 AM	WB	YORB
8:25 AM	EB	J106	8:53 AM	WB	YU8M
8:25 AM	EB	K225	8:54 AM	WB	Z388
8:27 AM	EB	H604	8:56 AM	WB	Z390
8:27 AM	EB	P886	8:56 AM	WB	Z863
8:27 AM	EB	6243	8:56 AM	WB	Z984
8:27 AM	EB	M664			
8:27 AM	EB	ZK1D			
8:28 AM	EB	V105			
8:29 AM	EB	V084			
8:29 AM	EB	W056			
8:29 AM	EB	B609			
8:30 AM	EB	N677			
8:32 AM	EB	W756			
8:32 AM	EB	WADO			
8:32 AM	EB	R84G			
8:34 AM	EB	N620			
8:34 AM	EB	2984			
8:34 AM	EB	C488			
8:34 AM	EB	T683			
8:35 AM	EB	D188			
8:36 AM	EB	A424			
8:37 AM	EB	X045			
8:38 AM	EB	L886			
8:39 AM	EB	1561			
8:39 AM	EB	D559			
8:40 AM	EB	13D3			
8:43 AM	EB	ND37			
8:44 AM	EB	JF57			
8:46 AM	EB	T591			
8:46 AM	EB	ES64			
8:48 AM	EB	Z790			
8:48 AM	EB	A913			
8:48 AM	EB	P4D4			

12:40 PM	EB	EG5X			
12:41 PM	EB	NZHL			
12:42 PM	EB	L315			
12:42 PM	EB	HITS			
12:42 PM	EB	M069			
12:43 PM	EB	PALM			
12:43 PM	EB	N757			
12:44 PM	EB	K22Z			
12:46 PM	EB	T743			
12:46 PM	EB	U471			
12:47 PM	EB	M379			
12:47 PM	EB	U2X5			
12:47 PM	EB	RWF4			
12:48 PM	EB	X896			
12:48 PM	EB	S398			
12:48 PM	EB	30I9			
12:49 PM	EB	7VAX			
12:50 PM	EB	5D31			
12:50 PM	EB	W528			
12:51 PM	EB	P408			
12:51 PM	EB	S303			
12:52 PM	EB	H560			
12:53 PM	EB	A092			
12:55 PM	EB	X964			
12:55 PM	EB	A336			
12:56 PM	EB	HV24			
12:57 PM	EB	8644			
12:57 PM	EB	L614			
12:58 PM	EB	99P1			
12:58 PM	EB	U864			
12:59 PM	EB	P667			
12:59 PM	EB	B912			
12:59 PM	EB	B864			
TOTAL		*148*	*TOTAL*		*113*

5:18 PM	EB	K951	5:14 PM	WB	T125
5:18 PM	EB	RHWG	5:15 PM	WB	Y577
5:20 PM	EB	F636	5:16 PM	WB	P091
5:21 PM	EB	N019	5:16 PM	WB	MUW2
5:23 PM	EB	F298	5:16 PM	WB	IVJ5
5:23 PM	EB	CETS	5:16 PM	WB	DHWC
5:24 PM	EB	W916	5:16 PM	WB	WPB0
5:24 PM	EB	S065	5:18 PM	WB	M513
5:24 PM	EB	F496	5:18 PM	WB	967H
5:25 PM	EB	G045	5:19 PM	WB	H253
5:25 PM	EB	A075	5:19 PM	WB	2X8H
5:25 PM	EB	OXWC	5:19 PM	WB	5SIR
5:25 PM	EB	P7K1	5:20 PM	WB	F090
5:26 PM	EB	N282	5:21 PM	WB	B872
5:26 PM	EB	KQPC	5:21 PM	WB	4754
5:26 PM	EB	TSW2	5:22 PM	WB	S134
5:27 PM	EB	7IIT	5:23 PM	WB	W906
5:27 PM	EB	ASA6	5:24 PM	WB	P7M5
5:28 PM	EB	U877	5:25 PM	WB	M619
5:28 PM	EB	D508	5:25 PM	WB	M258
5:28 PM	EB	F264	5:25 PM	WB	Z236
5:29 PM	EB	S1UP	5:28 PM	WB	L050
5:29 PM	EB	11RD	5:28 PM	WB	U468
5:30 PM	EB	M723	5:29 PM	WB	41M2
5:30 PM	EB	F629	5:29 PM	WB	W472
5:31 PM	EB	X211	5:29 PM	WB	H449
5:31 PM	EB	A824	5:30 PM	WB	V07N
5:31 PM	EB	TGJK	5:31 PM	WB	L145
5:32 PM	EB	50K0	5:31 PM	WB	C621
5:32 PM	EB	J467	5:32 PM	WB	T419
5:32 PM	EB	ENT2	5:32 PM	WB	C821
5:33 PM	EB	X024	5:34 PM	WB	2023
5:33 PM	EB	B776	5:35 PM	WB	SH4P
5:34 PM	EB	W384	5:37 PM	WB	H4UN
5:34 PM	EB	6C3E	5:37 PM	WB	J299
5:34 PM	EB	08OO	5:37 PM	WB	B912
5:35 PM	EB	5K30	5:38 PM	WB	S003
5:35 PM	EB	J484	5:39 PM	WB	NP
5:35 PM	EB	ISS3	5:39 PM	WB	X211
5:35 PM	EB	V3RD	5:39 PM	WB	NB41
5:38 PM	EB	29W1	5:39 PM	WB	F219
5:40 PM	EB	U206	5:42 PM	WB	A029
5:41 PM	EB	F215	5:43 PM	WB	G17J
5:41 PM	EB	7882	5:44 PM	WB	LJM3
5:41 PM	EB	C083	5:46 PM	WB	G304
5:41 PM	EB	K8F3	5:47 PM	WB	V1MT
5:42 PM	EB	KB50	5:48 PM	WB	C296
5:43 PM	EB	J367	5:49 PM	WB	X1EE
5:43 PM	EB	U422	5:49 PM	WB	S813
5:43 PM	EB	W579	5:50 PM	WB	H473
5:43 PM	EB	6HMW	5:52 PM	WB	K850
5:45 PM	EB	JQEA	5:53 PM	WB	D529
5:46 PM	EB	6V9E	5:53 PM	WB	K308
5:47 PM	EB	F896	5:55 PM	WB	39A2
5:48 PM	EB	W644	5:58 PM	WB	OJLD
5:49 PM	EB	F295	5:59 PM	WB	PH9Z
5:50 PM	EB	MP7B			
5:51 PM	EB	KEA2			
5:51 PM	EB	05AR			
5:52 PM	EB	RU3R			
5:52 PM	EB	ET8C			
5:52 PM	EB	XGID			
5:54 PM	EB	8C1W			
5:55 PM	EB	W527			
5:56 PM	EB	7WAX			
5:57 PM	EB	DS29			
5:57 PM	EB	SUDS			
5:57 PM	EB	T7GD			
5:57 PM	EB	P4E0			
5:57 PM	EB	YVHH			
5:58 PM	EB	V20R			
5:59 PM	EB	EDEK			
5:59 PM	EB	03AD			
TOTAL		*188*	*TOTAL*		*171*

ATTACHMENT 3 - 1758

8:49 AM	EB	Z388			
8:50 AM	EB	85A7			
8:51 AM	EB	S994			
8:51 AM	EB	M851			
8:56 AM	EB	F314			
8:59 AM	EB	H596			
8:59 AM	EB	R6FK			
TOTAL		***248***	***TOTAL***		***213***

Prepared by National Data & Surveying Services

License Plate Study

Location: S Mariposa St & W Alameda Ave
City: Burbank, CA

Date: 1/19/2023
Day: Thursday

**NP = No Plate*

AM

Time	Direction	License Plate	Time	Direction	License Plate
7:02 AM	NB	6LML	7:00 AM	SB	0CYX
7:09 AM	NB	D526	7:00 AM	SB	O0RY
7:11 AM	NB	3UVK	7:05 AM	SB	529P
7:11 AM	NB	FKIU	7:07 AM	SB	379W
7:11 AM	NB	T42J	7:08 AM	SB	8931
7:11 AM	NB	2OX9	7:09 AM	SB	8932
7:12 AM	NB	42US	7:13 AM	SB	7KI4
7:13 AM	NB	B070	7:13 AM	SB	NMJT
7:16 AM	NB	Y481	7:14 AM	SB	46X1
7:16 AM	NB	AMMF	7:14 AM	SB	J922
7:17 AM	NB	L161	7:18 AM	SB	B684
7:17 AM	NB	N394	7:23 AM	SB	7409
7:17 AM	NB	FHMZ	7:23 AM	SB	G163
7:17 AM	NB	F789	7:24 AM	SB	G135
7:20 AM	NB	E017	7:24 AM	SB	W612
7:22 AM	NB	MGXQ	7:25 AM	SB	1531
7:24 AM	NB	D231	7:25 AM	SB	L799
7:24 AM	NB	9JVW	7:26 AM	SB	39HZ
7:25 AM	NB	F753	7:29 AM	SB	H874
7:28 AM	NB	JRXS	7:31 AM	SB	N43D
7:28 AM	NB	WZJJ	7:32 AM	SB	UDQD
7:29 AM	NB	B447	7:33 AM	SB	11N2
7:29 AM	NB	Y338	7:33 AM	SB	B072
7:29 AM	NB	9WK2	7:33 AM	SB	E593
7:29 AM	NB	UGWA	7:35 AM	SB	D984
7:30 AM	NB	06Y1	7:35 AM	SB	M440
7:30 AM	NB	F144	7:37 AM	SB	06Y1
7:30 AM	NB	2128	7:37 AM	SB	X821
7:30 AM	NB	C888	7:39 AM	SB	7559
7:30 AM	NB	N688	7:39 AM	SB	B419
7:30 AM	NB	ENTZ	7:39 AM	SB	P546
7:31 AM	NB	F789	7:39 AM	SB	YDAY
7:31 AM	NB	K897	7:40 AM	SB	K744
7:31 AM	NB	Z220	7:41 AM	SB	G203
7:31 AM	NB	A377	7:41 AM	SB	P144
7:32 AM	NB	C755	7:41 AM	SB	S303
7:32 AM	NB	U721	7:42 AM	SB	2135
7:33 AM	NB	J665	7:42 AM	SB	A339
7:33 AM	NB	C572	7:42 AM	SB	C755
7:33 AM	NB	X870	7:42 AM	SB	J360
7:33 AM	NB	L821	7:42 AM	SB	J367
7:33 AM	NB	91B2	7:42 AM	SB	P821
7:35 AM	NB	2902	7:42 AM	SB	X377
7:35 AM	NB	81A1	7:43 AM	SB	YY44
7:35 AM	NB	L998	7:43 AM	SB	DFT5
7:35 AM	NB	S052	7:43 AM	SB	HDDU
7:35 AM	NB	L642	7:45 AM	SB	78N3
7:36 AM	NB	GCAT	7:45 AM	SB	ALKY
7:36 AM	NB	A618	7:45 AM	SB	P900
7:36 AM	NB	P144	7:45 AM	SB	2020
7:36 AM	NB	1074	7:47 AM	SB	B446
7:36 AM	NB	P036	7:49 AM	SB	E851
7:36 AM	NB	Q6II	7:49 AM	SB	L511
7:36 AM	NB	8SPW	7:49 AM	SB	T144
7:36 AM	NB	JDBI	7:49 AM	SB	V786
7:37 AM	NB	C593	7:49 AM	SB	V922
7:37 AM	NB	J665	7:50 AM	SB	82H0
7:37 AM	NB	15FZ	7:50 AM	SB	F244
7:37 AM	NB	G981	7:50 AM	SB	KEAK
7:37 AM	NB	7559	7:50 AM	SB	M201
7:38 AM	NB	Y298	7:51 AM	SB	A040
7:38 AM	NB	J734	7:51 AM	SB	E092
7:38 AM	NB	P546	7:52 AM	SB	GR55
7:38 AM	NB	YDAY	7:52 AM	SB	APTR
7:39 AM	NB	WS86	7:52 AM	SB	VIGU
7:39 AM	NB	A794	7:52 AM	SB	FWX1
7:39 AM	NB	TLDK	7:52 AM	SB	SD1Z
7:39 AM	NB	UIC3	7:52 AM	SB	M5RE
7:40 AM	NB	L244	7:52 AM	SB	3L2Q
7:40 AM	NB	W000	7:53 AM	SB	C338
7:40 AM	NB	DFAZ	7:53 AM	SB	C352
7:40 AM	NB	MPFF	7:53 AM	SB	C520
7:41 AM	NB	J485	7:53 AM	SB	S656
7:41 AM	NB	V253	7:54 AM	SB	A209
7:41 AM	NB	P860	7:54 AM	SB	C344
7:41 AM	NB	B604	7:54 AM	SB	J819
7:41 AM	NB	3RQ0	7:54 AM	SB	N486
7:42 AM	NB	T1RF	7:54 AM	SB	U070
7:42 AM	NB	TBW6	7:54 AM	SB	W055
7:42 AM	NB	OQ73	7:54 AM	SB	PNCU
7:42 AM	NB	B464	7:55 AM	SB	C075
7:42 AM	NB	V9O5	7:55 AM	SB	D984
7:42 AM	NB	U290	7:55 AM	SB	HKJA
7:42 AM	NB	C890	7:55 AM	SB	L435
7:43 AM	NB	A010	7:55 AM	SB	S776
7:43 AM	NB	A568	7:56 AM	SB	1572
7:43 AM	NB	B631	7:56 AM	SB	K060
7:43 AM	NB	C304	7:56 AM	SB	W552
7:43 AM	NB	H670	7:57 AM	SB	H569
7:43 AM	NB	95JC	7:57 AM	SB	M991
7:43 AM	NB	F6Y8	7:57 AM	SB	V003
7:43 AM	NB	DTET	7:57 AM	SB	V200
7:43 AM	NB	SR4Q	7:58 AM	SB	R923
7:43 AM	NB	YA38	7:58 AM	SB	U894
7:44 AM	NB	DBUN	7:58 AM	SB	Z663
7:44 AM	NB	Z81W	7:59 AM	SB	A582
7:44 AM	NB	VWA6	7:59 AM	SB	D828
7:44 AM	NB	7OWE	7:59 AM	SB	J124
7:44 AM	NB	TB59	7:59 AM	SB	U447
7:44 AM	NB	TS04	7:59 AM	SB	VYEG
7:44 AM	NB	N917	7:59 AM	SB	J772
7:44 AM	NB	U331	7:59 AM	SB	TYC4
7:45 AM	NB	L187	7:59 AM	SB	7ZV3
7:45 AM	NB	21HO	7:59 AM	SB	BG85
7:45 AM	NB	K613	8:00 AM	SB	B262
7:45 AM	NB	C940	8:00 AM	SB	C012
7:45 AM	NB	B561	8:00 AM	SB	Y125
7:45 AM	NB	V036	8:02 AM	SB	P297
7:45 AM	NB	P585	8:02 AM	SB	X821
7:46 AM	NB	D766	8:03 AM	SB	M890
7:46 AM	NB	D981	8:03 AM	SB	W706
7:46 AM	NB	L908	8:03 AM	SB	X163
7:46 AM	NB	E851	8:04 AM	SB	C032
7:46 AM	NB	X848	8:04 AM	SB	G377
7:47 AM	NB	H823	8:04 AM	SB	X150
7:47 AM	NB	C991	8:06 AM	SB	8027
7:47 AM	NB	T972	8:07 AM	SB	M468
7:47 AM	NB	7T59	8:11 AM	SB	22U1
7:47 AM	NB	HWIX	8:11 AM	SB	E763
7:47 AM	NB	DVJ6	8:11 AM	SB	E805
7:47 AM	NB	5BF5	8:11 AM	SB	L300
7:48 AM	NB	YNEQ	8:14 AM	SB	F869
7:48 AM	NB	AE16	8:14 AM	SB	Z417
7:48 AM	NB	HCGG	8:15 AM	SB	S159
7:48 AM	NB	X3QZ	8:17 AM	SB	U894
7:48 AM	NB	G9I1	8:21 AM	SB	S047
7:48 AM	NB	G1PN	8:21 AM	SB	U709
7:49 AM	NB	T339	8:22 AM	SB	S929
7:49 AM	NB	X553	8:24 AM	SB	7722
7:49 AM	NB	K303	8:24 AM	SB	C805
7:49 AM	NB	A320	8:24 AM	SB	E669
7:49 AM	NB	F110	8:24 AM	SB	T455
7:49 AM	NB	Y089	8:24 AM	SB	U017
7:49 AM	NB	D316	8:25 AM	SB	P253
7:49 AM	NB	D086	8:25 AM	SB	Z773
7:49 AM	NB	K088	8:30 AM	SB	W069
7:49 AM	NB	9J60	8:34 AM	SB	X545
7:49 AM	NB	L163	8:36 AM	SB	S601
7:49 AM	NB	G747	8:36 AM	SB	J636
7:50 AM	NB	U1Y9	8:36 AM	SB	S575
7:50 AM	NB	3QLR	8:36 AM	SB	Z863
7:50 AM	NB	Z480	8:40 AM	SB	1642
7:50 AM	NB	HKJA	8:40 AM	SB	Y098
7:50 AM	NB	D460	8:43 AM	SB	H134
7:50 AM	NB	B365	8:43 AM	SB	K876
7:51 AM	NB	49GD	8:43 AM	SB	S639
7:51 AM	NB	98NZ	8:44 AM	SB	E749

MD

Time	Direction	License Plate	Time	Direction	License Plate
11:00 AM	NB	MZWG	11:07 AM	SB	F493
11:01 AM	NB	H791	11:11 AM	SB	B070
11:02 AM	NB	1711	11:12 AM	SB	2986
11:04 AM	NB	J020	11:12 AM	SB	W384
11:04 AM	NB	V170	11:15 AM	SB	X949
11:06 AM	NB	J078	11:15 AM	SB	L673
11:08 AM	NB	0332	11:15 AM	SB	E175
11:09 AM	NB	K064	11:16 AM	SB	R365
11:09 AM	NB	K922	11:16 AM	SB	3032
11:12 AM	NB	36K3	11:22 AM	SB	35J0
11:12 AM	NB	U320	11:22 AM	SB	0496
11:16 AM	NB	W735	11:22 AM	SB	J944
11:16 AM	NB	Z748	11:24 AM	SB	62PN
11:17 AM	NB	A227	11:24 AM	SB	F397
11:17 AM	NB	P164	11:25 AM	SB	S367
11:22 AM	NB	W075	11:25 AM	SB	8525
11:23 AM	NB	L581	11:25 AM	SB	L544
11:25 AM	NB	5528	11:26 AM	SB	4PM4
11:26 AM	NB	1531	11:28 AM	SB	X422
11:26 AM	NB	4N29	11:30 AM	SB	F161
11:26 AM	NB	J402	11:30 AM	SB	B932
11:28 AM	NB	C171	11:34 AM	SB	72P2
11:28 AM	NB	L300	11:35 AM	SB	L297
11:31 AM	NB	17Y2	11:36 AM	SB	T328
11:34 AM	NB	1531	11:40 AM	SB	Z593
11:34 AM	NB	B862	11:41 AM	SB	R364
11:34 AM	NB	L782	11:42 AM	SB	J199
11:37 AM	NB	H546	11:43 AM	SB	6329
11:38 AM	NB	N014	11:43 AM	SB	E650
11:38 AM	NB	R364	11:43 AM	SB	L192
11:39 AM	NB	C413	11:45 AM	SB	A419
11:39 AM	NB	C432	11:47 AM	SB	D529
11:43 AM	NB	CDCW	11:47 AM	SB	H449
11:46 AM	NB	A520	11:48 AM	SB	87X2
11:46 AM	NB	C621	11:49 AM	SB	1647
11:46 AM	NB	E521	11:51 AM	SB	64V2
11:51 AM	NB	X007	11:55 AM	SB	1531
11:59 AM	NB	U711	11:55 AM	SB	P537
12:01 PM	NB	29L0	11:56 AM	SB	T711
12:01 PM	NB	K150	11:57 AM	SB	5D31
12:02 PM	NB	R204	11:57 AM	SB	V819
12:02 PM	NB	X003	11:57 AM	SB	C366
12:03 PM	NB	3097	11:58 AM	SB	L300
12:03 PM	NB	H049	12:00 PM	SB	C927
12:04 PM	NB	W384	12:00 PM	SB	H854
12:04 PM	NB	X405	12:01 PM	SB	P605
12:05 PM	NB	B979	12:01 PM	SB	L991
12:05 PM	NB	12NY	12:01 PM	SB	C862
12:06 PM	NB	D181	12:01 PM	SB	S4JU
12:06 PM	NB	T711	12:04 PM	SB	T792
12:06 PM	NB	NRVH	12:07 PM	SB	U314
12:07 PM	NB	L080	12:07 PM	SB	X780
12:09 PM	NB	2986	12:07 PM	SB	AV00
12:09 PM	NB	J451	12:10 PM	SB	2128
12:09 PM	NB	R556	12:10 PM	SB	J060
12:11 PM	NB	F397	12:10 PM	SB	W011
12:11 PM	NB	H410	12:12 PM	SB	E554
12:11 PM	NB	H856	12:12 PM	SB	B661
12:11 PM	NB	U314	12:12 PM	SB	C601
12:14 PM	NB	6572	12:13 PM	SB	5816
12:14 PM	NB	J265	12:13 PM	SB	W568
12:16 PM	NB	F5F5	12:13 PM	SB	N925
12:17 PM	NB	1711	12:16 PM	SB	TAWL
12:17 PM	NB	QKFM	12:16 PM	SB	K150
12:17 PM	NB	8470	12:16 PM	SB	8930
12:18 PM	NB	TLW0	12:16 PM	SB	N016
12:20 PM	NB	659M	12:16 PM	SB	RCW1
12:20 PM	NB	87G2	12:17 PM	SB	B070
12:21 PM	NB	S4JU	12:17 PM	SB	M8TH
12:21 PM	NB	X870	12:18 PM	SB	R772
12:22 PM	NB	N717	12:18 PM	SB	6337
12:23 PM	NB	X867	12:19 PM	SB	W571
12:24 PM	NB	W7JY	12:21 PM	SB	E860
12:24 PM	NB	081T	12:28 PM	SB	4N29
12:25 PM	NB	0267	12:30 PM	SB	W919
12:25 PM	NB	M980	12:31 PM	SB	W944
12:25 PM	NB	Z127	12:32 PM	SB	D926
12:27 PM	NB	1746	12:32 PM	SB	V113
12:29 PM	NB	1531	12:34 PM	SB	X003
12:29 PM	NB	1642	12:34 PM	SB	L633
12:29 PM	NB	R631	12:36 PM	SB	S575
12:30 PM	NB	6X99	12:38 PM	SB	6325
12:30 PM	NB	J096	12:28 PM	SB	A186
12:30 PM	NB	N897	12:39 PM	SB	72R1
12:30 PM	NB	W542	12:39 PM	SB	JX68
12:30 PM	NB	W808	12:39 PM	SB	G578
12:32 PM	NB	ZYDW	12:39 PM	SB	B872
12:33 PM	NB	B195	12:42 PM	SB	42M2
12:33 PM	NB	C145	12:45 PM	SB	R726
12:36 PM	NB	5720	12:45 PM	SB	U811
12:37 PM	NB	4455	12:51 PM	SB	L673
12:40 PM	NB	G362	12:52 PM	SB	U439
12:41 PM	NB	0765	12:52 PM	SB	V398
12:41 PM	NB	15F2	12:52 PM	SB	8055
12:41 PM	NB	F397	12:54 PM	SB	D979
12:41 PM	NB	W571	12:56 PM	SB	J319
12:42 PM	NB	D759	12:57 PM	SB	74N3
12:42 PM	NB	P257	12:57 PM	SB	N717
12:44 PM	NB	P224	12:59 PM	SB	1887
12:46 PM	NB	R2GW	12:59 PM	SB	48E3
12:47 PM	NB	FK11			
12:47 PM	NB	ZQF1			
12:48 PM	NB	STWA			
12:49 PM	NB	8PT1			
12:52 PM	NB	OSQU			
12:53 PM	NB	GWRD			
12:54 PM	NB	5676			
12:54 PM	NB	FJKK			
12:54 PM	NB	LI42			
12:56 PM	NB	H6DZ			
12:57 PM	NB	DSEM			
12:58 PM	NB	RUZ9			
TOTAL		*112*	*TOTAL*		*100*

PM

Time	Direction	License Plate	Time	Direction	License Plate
4:02 PM	NB	S389	4:02 PM	SB	T932
4:02 PM	NB	K088	4:02 PM	SB	Y410
4:03 PM	NB	OBEN	4:02 PM	SB	K348
4:04 PM	NB	V091	4:03 PM	SB	A010
4:10 PM	NB	G212	4:03 PM	SB	S250
4:10 PM	NB	B329	4:04 PM	SB	Z431
4:13 PM	NB	A348	4:09 PM	SB	E196
4:14 PM	NB	P297	4:09 PM	SB	7122
4:19 PM	NB	B163	4:09 PM	SB	M985
4:21 PM	NB	K0KP	4:09 PM	SB	N001
4:24 PM	NB	F643	4:10 PM	SB	X029
4:27 PM	NB	F320	4:11 PM	SB	B447
4:28 PM	NB	V805	4:12 PM	SB	Z078
4:29 PM	NB	X813	4:16 PM	SB	Z10S
4:31 PM	NB	6498	4:19 PM	SB	X967
4:31 PM	NB	72G1	4:19 PM	SB	D075
4:31 PM	NB	ZG8Y	4:19 PM	SB	F30S
4:32 PM	NB	8802	4:22 PM	SB	J443
4:32 PM	NB	PZ23	4:24 PM	SB	4528
4:32 PM	NB	6763	4:24 PM	SB	B779
4:33 PM	NB	K126	4:24 PM	SB	H854
4:33 PM	NB	4165	4:26 PM	SB	V091
4:39 PM	NB	N001	4:26 PM	SB	IWKJ
4:39 PM	NB	A623	4:28 PM	SB	P297
4:40 PM	NB	M511	4:28 PM	SB	H441
4:40 PM	NB	E603	4:28 PM	SB	X226
4:40 PM	NB	7JTN	4:28 PM	SB	X298
4:41 PM	NB	G323	4:30 PM	SB	B80V
4:44 PM	NB	R716	4:32 PM	SB	8798
4:44 PM	NB	I4D8	4:33 PM	SB	XD55
4:45 PM	NB	6729	4:34 PM	SB	X813
4:48 PM	NB	D792	4:35 PM	SB	X116
4:49 PM	NB	L339	4:36 PM	SB	6295
4:50 PM	NB	R264	4:36 PM	SB	T052
4:50 PM	NB	V620	4:36 PM	SB	E603
4:50 PM	NB	G743	4:40 PM	SB	CD33
4:53 PM	NB	1N15	4:41 PM	SB	R891
4:55 PM	NB	A0D8	4:42 PM	SB	0416
4:05 PM	NB	F833	4:44 PM	SB	13AL
4:56 PM	NB	J660	4:45 PM	SB	Z175
5:00 PM	NB	7410	4:45 PM	SB	N688
5:00 PM	NB	7830	4:45 PM	SB	R596
5:02 PM	NB	T872	4:46 PM	SB	6LKL
5:03 PM	NB	N296	4:48 PM	SB	F833
5:03 PM	NB	A098	4:48 PM	SB	V360
5:05 PM	NB	C225	4:49 PM	SB	E610
5:06 PM	NB	BHRF	4:49 PM	SB	L667
5:06 PM	NB	44H3	4:50 PM	SB	62K2
5:07 PM	NB	E764	4:53 PM	SB	C640
5:07 PM	NB	U856	4:53 PM	SB	F431
5:09 PM	NB	M777	4:55 PM	SB	G743
5:11 PM	NB	F810	4:57 PM	SB	U121
5:12 PM	NB	C9O5	4:59 PM	SB	V317
5:12 PM	NB	P174	5:00 PM	SB	W767
5:13 PM	NB	M721	5:02 PM	SB	K956
5:14 PM	NB	R320	5:02 PM	SB	S575
5:14 PM	NB	F955	5:04 PM	SB	A739
5:14 PM	NB	NP	5:05 PM	SB	Y803
5:17 PM	NB	Y024	5:06 PM	SB	S8P0
5:17 PM	NB	B708	5:07 PM	SB	M132
5:18 PM	NB	H037	5:09 PM	SB	CDP9
5:18 PM	NB	A857	5:09 PM	SB	09QV
5:18 PM	NB	F414	5:01 PM	SB	56GU
5:20 PM	NB	Y092	5:11 PM	SB	J448
5:21 PM	NB	ASRA	5:12 PM	SB	4913
5:21 PM	NB	D776	5:13 PM	SB	U136
5:21 PM	NB	9U5O	5:14 PM	SB	X952
5:21 PM	NB	HC71	5:16 PM	SB	X973
5:22 PM	NB	C6GP	5:16 PM	SB	TYKS
5:25 PM	NB	NJQT	5:21 PM	SB	UIOG
5:27 PM	NB	5Q7H	5:22 PM	SB	FAZ6
5:30 PM	NB	ZWIV	5:23 PM	SB	Z97O
5:31 PM	NB	O3WJ	5:23 PM	SB	3UXI
5:31 PM	NB	9PLT	5:24 PM	SB	YJ6K
5:33 PM	NB	05NN	5:24 PM	SB	PAP5
5:43 PM	NB	V334	5:26 PM	SB	NZF8
5:43 PM	NB	5BTG	5:26 PM	SB	2QJZ
5:43 PM	NB	Y310	5:26 PM	SB	4X68
5:43 PM	NB	N818	5:26 PM	SB	0Y28
5:47 PM	NB	W644	5:26 PM	SB	1FQ0
5:47 PM	NB	SCRX	5:26 PM	SB	QZZX
5:48 PM	NB	3045	5:26 PM	SB	H7ZL
5:48 PM	NB	1609	5:28 PM	SB	6ZGD
5:48 PM	NB	D145	5:28 PM	SB	0DMN
5:49 PM	NB	M781	5:30 PM	SB	LZ6O
5:49 PM	NB	V5LB	5:33 PM	SB	6FJK
5:52 PM	NB	D143	5:33 PM	SB	WOUO
5:56 PM	NB	43A0	5:33 PM	SB	BV3W
5:56 PM	NB	4552	5:33 PM	SB	BKZ1
5:57 PM	NB	E749	5:33 PM	SB	PD1O
5:59 PM	NB	X099	5:33 PM	SB	JHBF
			5:35 PM	SB	UZ39
			5:35 PM	SB	PEW3
			5:38 PM	SB	NQ08
			5:40 PM	SB	R628
			5:42 PM	SB	E749
			5:44 PM	SB	G442
			5:44 PM	SB	5056
			5:46 PM	SB	X857
			5:47 PM	SB	LLAH
			5:48 PM	SB	TCW0
			5:49 PM	SB	FZ01
			5:49 PM	SB	X545
			5:50 PM	SB	T13S
			5:50 PM	SB	US21
			5:50 PM	SB	X721
			5:51 PM	SB	46R2
			5:54 PM	SB	Z748
			5:54 PM	SB	V3O8
			6:00 PM	SB	4N34
TOTAL		*91*	*TOTAL*		*110*

7:51 AM	NB	8GIZ	**8:44 AM**	SB	P416
7:51 AM	NB	X64C	**8:45 AM**	SB	685W
7:51 AM	NB	S710	**8:45 AM**	SB	ALRJ
7:51 AM	NB	K133	**8:47 AM**	SB	NJKP
7:51 AM	NB	F920	**8:49 AM**	SB	3843
7:51 AM	NB	7863	**8:49 AM**	SB	M081
7:51 AM	NB	U894	**8:55 AM**	SB	E443
7:52 AM	NB	C344	**8:55 AM**	SB	T990
7:52 AM	NB	D894	**8:56 AM**	SB	E955
7:52 AM	NB	B681	**8:56 AM**	SB	J734
7:52 AM	NB	J512	**8:56 AM**	SB	K810
7:52 AM	NB	9KAD	**8:56 AM**	SB	X606
7:53 AM	NB	A2D9	**8:59 AM**	SB	N295
7:53 AM	NB	DOX8			
7:53 AM	NB	W552			
7:53 AM	NB	U949			
7:53 AM	NB	X231			
7:53 AM	NB	J649			
7:55 AM	NB	M991			
7:55 AM	NB	U2D0			
7:55 AM	NB	GU6H			
7:56 AM	NB	C713			
7:56 AM	NB	U852			
7:56 AM	NB	FYY8			
7:57 AM	NB	5Y0V			
7:57 AM	NB	28MV			
7:57 AM	NB	FQWB			
7:57 AM	NB	A500			
7:57 AM	NB	C449			
7:58 AM	NB	K904			
7:58 AM	NB	NP			
7:59 AM	NB	W32D			
7:59 AM	NB	P297			
7:59 AM	NB	H611			
8:00 AM	NB	SF59			
8:02 AM	NB	QJ8L			
8:02 AM	NB	X971			
8:02 AM	NB	U337			
8:02 AM	NB	W384			
8:03 AM	NB	UO56			
8:03 AM	NB	81A1			
8:05 AM	NB	4W73			
8:06 AM	NB	5929			
8:07 AM	NB	K268			
8:09 AM	NB	FB21			
8:09 AM	NB	U894			
8:09 AM	NB	U314			
8:12 AM	NB	T9XX			
8:13 AM	NB	6377			
8:13 AM	NB	GATB			
8:13 AM	NB	O1GW			
8:15 AM	NB	P056			
8:15 AM	NB	T323			
8:17 AM	NB	1KTB			
8:20 AM	NB	J747			
8:20 AM	NB	H854			
8:22 AM	NB	22U1			
8:23 AM	NB	N265			
8:24 AM	NB	3166			
8:24 AM	NB	Y490			
8:24 AM	NB	X699			
8:26 AM	NB	7294			
8:26 AM	NB	D626			
8:28 AM	NB	T455			
8:30 AM	NB	1642			
8:30 AM	NB	X545			
8:32 AM	NB	7294			
8:32 AM	NB	L782			
8:35 AM	NB	R689			
8:38 AM	NB	4455			
8:39 AM	NB	C936			
8:42 AM	NB	H134			
8:42 AM	NB	M140			
8:46 AM	NB	L095			
8:49 AM	NB	E669			
8:50 AM	NB	8PL6			
8:53 AM	NB	B673			
8:53 AM	NB	HYLE			
8:53 AM	NB	W630			
8:53 AM	NB	V915			
8:53 AM	NB	23B0			
8:58 AM	NB	E581			
8:59 AM	NB	X34F			
8:59 AM	NB	FVR0			
TOTAL		***231***	***TOTAL***		***160***

Prepared by National Data & Surveying Services

License Plate Study

Location: S Reese Pl & W Olive Ave
City: Burbank, CA

Date: 1/19/2023
Day: Thursday

**NP = No Plate*

AM

Time	Direction	License Plate	Time	Direction	License Plate
7:16 AM	NB	E384	7:01 AM	SB	D691
7:23 AM	NB	X351	7:11 AM	SB	O327
7:24 AM	NB	O4L3	7:18 AM	SB	9169
7:29 AM	NB	X437	7:25 AM	SB	F643
7:29 AM	NB	W325	7:27 AM	SB	9H17
7:30 AM	NB	S5ZD	7:27 AM	SB	X351
7:33 AM	NB	4SZ3	7:31 AM	SB	Y6204
7:41 AM	NB	03UX	7:33 AM	SB	81J1
7:42 AM	NB	4OTX	7:36 AM	SB	J142
7:44 AM	NB	N654	7:37 AM	SB	H312
7:45 AM	NB	V339	7:38 AM	SB	C711
7:45 AM	NB	8DV0	7:39 AM	SB	4ZXY
7:52 AM	NB	N210	7:40 AM	SB	TRQA
7:53 AM	NB	A553	7:41 AM	SB	L178
7:55 AM	NB	E768	7:43 AM	SB	H312
7:56 AM	NB	R183	7:43 AM	SB	61D3
7:58 AM	NB	L330	7:44 AM	SB	F161
8:00 AM	NB	A698	7:44 AM	SB	W076
8:02 AM	NB	T940	7:45 AM	SB	GRS5
8:17 AM	NB	81NB	7:46 AM	SB	M314
8:20 AM	NB	P283	7:46 AM	SB	Z981
8:29 AM	NB	T914	7:48 AM	SB	D938
8:33 AM	NB	W537	7:50 AM	SB	N063
8:33 AM	NB	2180	7:50 AM	SB	NP
8:35 AM	NB	KD3C	7:50 AM	SB	DQVF
8:35 AM	NB	7CIR	7:50 AM	SB	EXKF
8:36 AM	NB	NP	7:51 AM	SB	X178
8:37 AM	NB	YMA2	7:52 AM	SB	R128
8:51 AM	NB	T288	7:53 AM	SB	ZLO4
8:57 AM	NB	3J21	7:55 AM	SB	M516
8:57 AM	NB	80H2	7:55 AM	SB	T096
			7:59 AM	SB	L195
			7:59 AM	SB	RD50
			8:00 AM	SB	9S1F
			8:01 AM	SB	W6Z0
			8:02 AM	SB	MCC6
			8:04 AM	SB	060A
			8:05 AM	SB	7FQW
			8:06 AM	SB	WZ1N
			8:09 AM	SB	MXU1
			8:14 AM	SB	33G2
			8:18 AM	SB	J372
			8:18 AM	SB	V625
			8:19 AM	SB	W063
			8:20 AM	SB	H696
			8:20 AM	SB	7JR5
			8:21 AM	SB	B842
			8:22 AM	SB	OXTC
			8:23 AM	SB	U7N0
			8:23 AM	SB	KIRG
			8:25 AM	SB	V371
			8:28 AM	SB	35X2
			8:30 AM	SB	4L04
			8:31 AM	SB	KY5C
			8:32 AM	SB	0PZL
			8:34 AM	SB	M736
			8:34 AM	SB	H592
			8:35 AM	SB	WDYH
			8:36 AM	SB	E092
			8:40 AM	SB	G537
			8:42 AM	SB	C0PE
			8:43 AM	SB	NC8J
			8:44 AM	SB	B858
			8:46 AM	SB	S953
			8:46 AM	SB	T712
			8:46 AM	SB	J1W1
			8:46 AM	SB	V6H7
			8:47 AM	SB	A584
			8:48 AM	SB	U440
			8:50 AM	SB	M079
			8:51 AM	SB	R267
			8:52 AM	SB	M548
			8:53 AM	SB	63000
			8:54 AM	SB	I42K
			8:54 AM	SB	59TR
			8:54 AM	SB	BGLA
			8:55 AM	SB	P422
			8:56 AM	SB	0245
			8:59 AM	SB	49GJ
			8:59 AM	SB	3OI8
			8:59 AM	SB	HIW1
TOTAL		*31*	*TOTAL*		*81*

MD

Time	Direction	License Plate	Time	Direction	License Plate
11:00 AM	NB	M145	11:00 AM	SB	K755
11:04 AM	NB	DMJG	11:01 AM	SB	5O47
11:05 AM	NB	K051	11:01 AM	SB	UQ1O
11:06 AM	NB	S634	11:02 AM	SB	75A3
11:07 AM	NB	1OD1	11:03 AM	SB	E479
11:08 AM	NB	D6YQ	11:05 AM	SB	3966
11:09 AM	NB	X012	11:08 AM	SB	U2O1
11:09 AM	NB	RCLO	11:10 AM	SB	OA4L
11:11 AM	NB	M211	11:11 AM	SB	Z088
11:13 AM	NB	OPBZ	11:12 AM	SB	D694
11:15 AM	NB	YMS9	11:12 AM	SB	3GN7
11:17 AM	NB	23T2	11:13 AM	SB	RQRV
11:20 AM	NB	E71R	11:13 AM	SB	TLJP
11:22 AM	NB	U465	11:14 AM	SB	1730
11:23 AM	NB	W251	11:16 AM	SB	S541
11:24 AM	NB	42P2	11:17 AM	SB	O34N
11:25 AM	NB	SO36	11:18 AM	SB	AIOJ
11:26 AM	NB	X766	11:20 AM	SB	OQ8T
11:28 AM	NB	TC61	11:22 AM	SB	W251
11:30 AM	NB	KG6J	11:22 AM	SB	U376
11:30 AM	NB	2C4J	11:22 AM	SB	XE9G
11:30 AM	NB	IOMP	11:22 AM	SB	SET6
11:30 AM	NB	K755	11:23 AM	SB	9HC3
11:32 AM	NB	H091	11:24 AM	SB	26C3
11:33 AM	NB	A361	11:24 AM	SB	LRB3
11:34 AM	NB	Z734	11:25 AM	SB	T783
11:35 AM	NB	BC8P	11:26 AM	SB	8UD0
11:37 AM	NB	A466	11:26 AM	SB	J96G
11:39 AM	NB	S7IY	11:28 AM	SB	A461
11:41 AM	NB	S7WC	11:30 AM	SB	5C30
11:42 AM	NB	Z1ZA	11:32 AM	SB	M941
11:44 AM	NB	OL6V	11:33 AM	SB	G297
11:45 AM	NB	W25L	11:33 AM	SB	4NYE
11:46 AM	NB	0106	11:34 AM	SB	T712
11:51 AM	NB	9W3X	11:36 AM	SB	RFUW
11:57 AM	NB	S68B	11:37 AM	SB	N259
11:57 AM	NB	V9LG	11:37 AM	SB	AR2J
11:57 AM	NB	E569	11:38 AM	SB	K880
11:57 AM	NB	K6PH	11:38 AM	SB	0494
11:59 AM	NB	K748	11:39 AM	SB	N790
11:59 AM	NB	LI0M	11:39 AM	SB	5LOB
12:01 PM	NB	7RH0	11:39 AM	SB	BZTW
12:01 PM	NB	KNIZ	11:40 AM	SB	IMTI
12:03 PM	NB	U0KP	11:41 AM	SB	36D2
12:04 PM	NB	YB76	11:42 AM	SB	1KNK
12:04 PM	NB	J94D	11:43 AM	SB	AQJC
12:05 PM	NB	X003	11:43 AM	SB	ZASN
12:05 PM	NB	CRMP	11:44 AM	SB	5KAM
12:06 PM	NB	5289	11:44 AM	SB	33HL
12:08 PM	NB	TZU2	11:45 AM	SB	F627
12:11 PM	NB	YK9O	11:46 AM	SB	V650
12:12 PM	NB	V57G	11:46 AM	SB	PPU3
12:13 PM	NB	HHO6	11:47 AM	SB	64V2
12:14 PM	NB	5C9Z	11:48 AM	SB	XHAR
12:15 PM	NB	0RT7	11:49 AM	SB	5WPQ
12:15 PM	NB	W301	11:50 AM	SB	CDFG
12:15 PM	NB	NLXP	11:50 AM	SB	747H
12:15 PM	NB	QSV4	11:51 AM	SB	V650
12:16 PM	NB	U184	11:53 AM	SB	TMFC
12:16 PM	NB	BG2V	11:53 AM	SB	V893
12:19 PM	NB	N70X	11:54 AM	SB	T711
12:22 PM	NB	IBA6	11:55 AM	SB	6UI69
12:23 PM	NB	UJ76	11:56 AM	SB	1P93
12:25 PM	NB	G6TH	11:56 AM	SB	YPG8
12:26 PM	NB	ZAGN	11:56 AM	SB	6HUZ
12:29 PM	NB	0327	11:57 AM	SB	C500
12:33 PM	NB	5IUD	11:58 AM	SB	7MR6
12:34 PM	NB	M9QR	11:59 AM	SB	E319
12:35 PM	NB	M925	12:01 PM	SB	P006
12:35 PM	NB	B385	12:01 PM	SB	JKJE
12:37 PM	NB	P21X	12:01 PM	SB	TWKN
12:39 PM	NB	LADU	12:01 PM	SB	JNF6
12:41 PM	NB	D616	12:02 PM	SB	V094
12:41 PM	NB	2RQG	12:03 PM	SB	0327
12:42 PM	NB	6K8C	12:04 PM	SB	MKEM
12:43 PM	NB	9IXB	12:04 PM	SB	WVBJ
12:44 PM	NB	PI1K	12:05 PM	SB	3XIJ
12:44 PM	NB	53H8	12:06 PM	SB	H8J3
12:44 PM	NB	M379	12:06 PM	SB	PG7F
12:45 PM	NB	9XI5	12:08 PM	SB	L901
12:46 PM	NB	6897	12:08 PM	SB	TL0K
12:47 PM	NB	EOQ2	12:09 PM	SB	1HFD
12:49 PM	NB	RGR0	12:09 PM	SB	2DB2
12:51 PM	NB	59ZW	12:10 PM	SB	V094
12:51 PM	NB	3910	12:10 PM	SB	429I
12:53 PM	NB	OBMC	12:10 PM	SB	005S
12:54 PM	NB	0TTY	12:11 PM	SB	4063
12:54 PM	NB	FU4Q	12:12 PM	SB	61S5
12:55 PM	NB	5DY3	12:14 PM	SB	SSEO
12:55 PM	NB	VRTT	12:14 PM	SB	XIEY
12:55 PM	NB	ISEW	12:15 PM	SB	CEU0
12:56 PM	NB	WH99	12:15 PM	SB	Y8MZ
12:56 PM	NB	Y1I7	12:16 PM	SB	LLV6
12:58 PM	NB	JTAE	12:17 PM	SB	Z497
12:59 PM	NB	XKAY	12:18 PM	SB	D618
12:59 PM	NB	POW9	12:18 PM	SB	MFAS
			12:18 PM	SB	KCQ6
			12:18 PM	SB	15CD
			12:21 PM	SB	HE9Z
			12:21 PM	SB	F4TB
			12:21 PM	SB	PCF4
			12:22 PM	SB	T113
			12:25 PM	SB	3MCD
			12:25 PM	SB	U9Y6
			12:25 PM	SB	BT7
			12:26 PM	SB	7NRP
			12:26 PM	SB	7OMI
			12:27 PM	SB	C7W0
			12:28 PM	SB	Z6C7
			12:28 PM	SB	5AM7
			12:29 PM	SB	W096
			12:29 PM	SB	U1TT
			12:30 PM	SB	J489
			12:30 PM	SB	V394
			12:30 PM	SB	B244
			12:30 PM	SB	EMKO
			12:31 PM	SB	QSP5
			12:32 PM	SB	U193

PM

Time	Direction	License Plate	Time	Direction	License Plate
4:01 PM	NB	CT47	4:01 PM	SB	GT93
4:01 PM	NB	A145	4:01 PM	SB	V967
4:02 PM	NB	B830	4:01 PM	SB	C938
4:08 PM	NB	C711	4:03 PM	SB	QWVJ
4:09 PM	NB	E658	4:06 PM	SB	VAK2
4:09 PM	NB	R543	4:06 PM	SB	M539
4:11 PM	NB	H737	4:08 PM	SB	OSWL
4:12 PM	NB	R154	4:13 PM	SB	U097
4:12 PM	NB	E668	4:14 PM	SB	V914
4:14 PM	NB	T5OZ	4:15 PM	SB	97X2
4:14 PM	NB	T951	4:15 PM	SB	28ZC
4:17 PM	NB	W717	4:15 PM	SB	0N45
4:21 PM	NB	X129	4:16 PM	SB	V138
4:23 PM	NB	X738	4:18 PM	SB	Y2ZQ
4:25 PM	NB	X828	4:18 PM	SB	5ABL
4:25 PM	NB	Y684	4:19 PM	SB	C938
4:27 PM	NB	Y834	4:20 PM	SB	N712
4:27 PM	NB	A45K	4:22 PM	SB	QEN2
4:29 PM	NB	0ETM	4:22 PM	SB	DAS2
4:29 PM	NB	K9C4	4:23 PM	SB	YAIF
4:34 PM	NB	4KED	4:24 PM	SB	5NLX
4:36 PM	NB	U3OL	4:24 PM	SB	YUY5
4:39 PM	NB	6MHE	4:25 PM	SB	6E53
4:39 PM	NB	GW3O	4:25 PM	SB	VGZT
4:42 PM	NB	GBP7	4:25 PM	SB	14K0
4:43 PM	NB	M7YR	4:27 PM	SB	B425
4:44 PM	NB	51KK	4:29 PM	SB	NLFT
4:56 PM	NB	WLML	4:31 PM	SB	4VGI
5:00 PM	NB	BGUM	4:31 PM	SB	UBPW
5:01 PM	NB	FGE4	4:33 PM	SB	R291
5:02 PM	NB	UIXH	4:33 PM	SB	5217
5:03 PM	NB	0DHO	4:34 PM	SB	5147
5:07 PM	NB	O9CH	4:35 PM	SB	E668
5:08 PM	NB	3C5A	4:36 PM	SB	U874
5:10 PM	NB	45H5	4:37 PM	SB	H498
5:17 PM	NB	2921	4:38 PM	SB	H174
5:21 PM	NB	VORT	4:38 PM	SB	N712
5:22 PM	NB	HU5Y	4:39 PM	SB	V266
5:25 PM	NB	6Z5H	4:42 PM	SB	FDFN
5:26 PM	NB	KFWU	4:42 PM	SB	7Y5N
5:27 PM	NB	H3TU	4:44 PM	SB	JA4C
5:30 PM	NB	R75R	4:44 PM	SB	ODKX
5:32 PM	NB	GBMX	4:44 PM	SB	YFSE
5:33 PM	NB	1QZ9	4:46 PM	SB	U995
5:40 PM	NB	NKC0	4:46 PM	SB	TSLA
5:41 PM	NB	9GD0	4:46 PM	SB	B454
5:45 PM	NB	8W0W	4:46 PM	SB	NEUB
5:46 PM	NB	PW3G	4:46 PM	SB	ZNMG
5:49 PM	NB	36ZF	4:47 PM	SB	53J0
			4:47 PM	SB	K128
			4:48 PM	SB	FZAO
			4:48 PM	SB	IC41
			4:50 PM	SB	E7HF
			4:50 PM	SB	CPLK
			4:53 PM	SB	0IAT
			4:53 PM	SB	4Y3W
			4:53 PM	SB	WONL
			4:53 PM	SB	AOUA
			4:53 PM	SB	N26I
			4:54 PM	SB	J843
			4:55 PM	SB	6JZD
			4:55 PM	SB	2UP6
			4:55 PM	SB	2B30
			4:56 PM	SB	JM29
			4:57 PM	SB	2082
			5:00 PM	SB	X437
			5:00 PM	SB	DOPK
			5:01 PM	SB	H980
			5:02 PM	SB	8054
			5:02 PM	SB	0F11
			5:03 PM	SB	PQLD
			5:05 PM	SB	U246
			5:06 PM	SB	G061
			5:07 PM	SB	USSA
			5:07 PM	SB	4ZN6
			5:07 PM	SB	T2RK
			5:07 PM	SB	COQW
			5:08 PM	SB	E365
			5:09 PM	SB	P342
			5:09 PM	SB	HLBK
			5:10 PM	SB	T298
			5:10 PM	SB	E272
			5:11 PM	SB	MNAK
			5:11 PM	SB	121N
			5:11 PM	SB	3C86
			5:12 PM	SB	37X2
			5:13 PM	SB	68YW
			5:13 PM	SB	HI2U
			5:15 PM	SB	M793
			5:15 PM	SB	0DAB
			5:16 PM	SB	IQT8
			5:18 PM	SB	F016
			5:19 PM	SB	Y138
			5:19 PM	SB	X834
			5:20 PM	SB	K8PB
			5:21 PM	SB	P995
			5:22 PM	SB	U052
			5:23 PM	SB	E17D
			5:23 PM	SB	QA9R
			5:24 PM	SB	T378
			5:24 PM	SB	JN0I
			5:26 PM	SB	0K61
			5:27 PM	SB	W6PR
			5:29 PM	SB	A553
			5:30 PM	SB	N132
			5:30 PM	SB	DKK4
			5:30 PM	SB	JB60
			5:30 PM	SB	119T
			5:30 PM	SB	YSG6
			5:31 PM	SB	F898
			5:31 PM	SB	D891
			5:31 PM	SB	M6X0
			5:32 PM	SB	RRRI
			5:33 PM	SB	EO9
			5:33 PM	SB	03H0
			5:34 PM	SB	TNID
			5:35 PM	SB	WWFN
			5:37 PM	SB	NCOT

			12:32 PM	SB	KS8W
			12:34 PM	SB	M379
			12:35 PM	SB	D503
			12:35 PM	SB	REHG
			12:35 PM	SB	UHQS
			12:36 PM	SB	67B3
			12:37 PM	SB	4363
			12:37 PM	SB	R203
			12:37 PM	SB	C8LJ
			12:39 PM	SB	U444
			12:41 PM	SB	V091
			12:41 PM	SB	KT6S
			12:42 PM	SB	I519
			12:42 PM	SB	3499
			12:42 PM	SB	R4HX
			12:44 PM	SB	QVW8
			12:44 PM	SB	ZGZL
			12:45 PM	SB	E401
			12:45 PM	SB	5897
			12:45 PM	SB	YK0D
			12:46 PM	SB	F509
			12:46 PM	SB	K133
			12:46 PM	SB	WD6G
			12:46 PM	SB	ZYRL
			12:46 PM	SB	P2OI
			12:47 PM	SB	T614
			12:50 PM	SB	9V5E
			12:50 PM	SB	MGQK
			12:50 PM	SB	96U7
			12:51 PM	SB	6EFV
			12:52 PM	SB	V896
			12:52 PM	SB	3V9V
			12:52 PM	SB	JGNO
			12:52 PM	SB	XLO1
			12:53 PM	SB	V536
			12:54 PM	SB	E922
			12:55 PM	SB	QJD0
			12:55 PM	SB	P7EY
			12:55 PM	SB	IYCK
			12:56 PM	SB	ZKNL
			12:56 PM	SB	M964
			12:57 PM	SB	8K03
			12:57 PM	SB	G793
			12:58 PM	SB	T092
			12:59 PM	SB	E064
TOTAL		*96*	*TOTAL*		*163*

			5:38 PM	SB	M579
			5:39 PM	SB	MLHM
			5:39 PM	SB	63MH
			5:41 PM	SB	W14O
			5:42 PM	SB	T13O
			5:44 PM	SB	RO11
			5:45 PM	SB	K447
			5:46 PM	SB	A8RV
			5:46 PM	SB	ZC39
			5:46 PM	SB	Y5NZ
			5:47 PM	SB	0TFU
			5:50 PM	SB	PVO7
			5:51 PM	SB	VRPV
			5:52 PM	SB	VO27
			5:53 PM	SB	F153
			5:54 PM	SB	81D3
			5:54 PM	SB	OOA3
			5:55 PM	SB	CB51
			5:56 PM	SB	MKC7
			5:56 PM	SB	VS6K
			5:56 PM	SB	C740
			5:57 PM	SB	7YD8
			5:58 PM	SB	B162
			5:58 PM	SB	5WSA
TOTAL		*49*	*TOTAL*		*142*

Prepared by National Data & Surveying Services

License Plate Study

Location: S Keystone St & W AlPMeda Ave
City: Burbank, CA

Date: 1/19/2023
Day: Thursday

**NP = No Plate*

PM					
Time	Direction	License Plate	Time	Direction	License Plate
7:08 AM	NB	2956	7:30 AM	SB	1413
7:12 AM	NB	1643	7:02 AM	SB	ZIXN
7:18 AM	NB	W681	7:02 AM	SB	MBL8
7:19 AM	NB	ST67	7:05 AM	SB	X339
7:22 AM	NB	B635	7:08 AM	SB	G473
7:25 AM	NB	W379	7:11 AM	SB	N951
7:29 AM	NB	65MH	7:12 AM	SB	B250
7:33 AM	NB	N178	7:15 AM	SB	A873
7:34 AM	NB	4571	7:15 AM	SB	E505
7:36 AM	NB	F223	7:19 AM	SB	J827
7:38 AM	NB	QNLA	7:22 AM	SB	G316
7:39 AM	NB	T623	7:23 AM	SB	16C3
7:41 AM	NB	24L2	7:30 AM	SB	X856
7:41 AM	NB	P050	7:31 AM	SB	L049
7:41 AM	NB	6R11	7:38 AM	SB	W169
7:43 AM	NB	A405	7:40 AM	SB	B864
7:44 AM	NB	T330	7:42 AM	SB	C690
7:44 AM	NB	L300	7:43 AM	SB	W781
7:45 AM	NB	A852	7:44 AM	SB	P814
7:46 AM	NB	N087	7:45 AM	SB	J733
7:48 AM	NB	X192	7:47 AM	SB	H228
7:49 AM	NB	J110	7:48 AM	SB	X519
7:50 AM	NB	N385	7:48 AM	SB	B373
7:52 AM	NB	J740	7:48 AM	SB	Z509
7:55 AM	NB	0245	7:49 AM	SB	U441
7:55 AM	NB	R612	7:50 AM	SB	F092
7:57 AM	NB	P771	7:50 AM	SB	K352
7:58 AM	NB	35F3	7:52 AM	SB	H578
7:58 AM	NB	B373	7:53 AM	SB	N385
7:58 AM	NB	M314	7:54 AM	SB	N090
7:58 AM	NB	X545	7:54 AM	SB	H800
8:03 AM	NB	10Y2	7:58 AM	SB	X432
8:04 AM	NB	K492	8:02 AM	SB	Y631
8:04 AM	NB	L049	8:03 AM	SB	P868
8:05 AM	NB	M797	8:06 AM	SB	M078
8:08 AM	NB	ML16	8:09 AM	SB	S740
8:08 AM	NB	V667	8:13 AM	SB	C438
8:09 AM	NB	NP	8:14 AM	SB	48M3
8:21 AM	NB	F092	8:15 AM	SB	D614
8:25 AM	NB	F092	8:16 AM	SB	T774
8:30 AM	NB	G985	8:19 AM	SB	YDAY
8:30 AM	NB	N790	8:19 AM	SB	N385
8:32 AM	NB	D254	8:22 AM	SB	E303
8:34 AM	NB	N790	8:25 AM	SB	P247
8:36 AM	NB	D033	8:27 AM	SB	D852
8:36 AM	NB	U890	8:28 AM	SB	H260
8:37 AM	NB	IB9G	8:28 AM	SB	C126
8:39 AM	NB	T135	8:30 AM	SB	G166
8:39 AM	NB	ZULA	8:35 AM	SB	L842
8:43 AM	NB	N385	8:36 AM	SB	G851
8:47 AM	NB	G853	8:36 AM	SB	V852
8:49 AM	NB	K4R2	8:37 AM	SB	V152
8:50 AM	NB	R707	8:38 AM	SB	UCHR
8:55 AM	NB	6PLK	8:40 AM	SB	U7J2
8:56 AM	NB	X820	8:43 AM	SB	S229
8:55 AM	NB	M766	8:46 AM	SB	E685
8:58 AM	NB	C265	8:47 AM	SB	C545
8:59 AM	NB	8479	8:47 AM	SB	F092
			8:47 AM	SB	A723
			8:49 AM	SB	74X2
			8:49 AM	SB	V811
			8:49 AM	SB	K775
			8:52 AM	SB	Y901
			8:52 AM	SB	W447
			8:54 AM	SB	B085
			8:54 AM	SB	D392
			8:54 AM	SB	V042
			8:56 AM	SB	Y904
			8:58 AM	SB	E901
TOTAL		*58*	*TOTAL*		*69*

MD					
Time	Direction	License Plate	Time	Direction	License Plate
11:02 AM	NB	S736	11:02 AM	SB	BT8G
11:04 AM	NB	BETS	11:03 AM	SB	M231
11:05 AM	NB	P050	11:03 AM	SB	N460
11:10 AM	NB	ZGOE	11:03 AM	SB	V173
11:14 AM	NB	Y249	11:04 AM	SB	50K2
11:17 AM	NB	9604	11:05 AM	SB	Z474
11:20 AM	NB	HALO	11:11 AM	SB	Y901
11:21 AM	NB	Z676	11:13 AM	SB	U031
11:22 AM	NB	UVWI	11:15 AM	SB	T813
11:24 AM	NB	Y031	11:15 AM	SB	LUPO
11:26 AM	NB	V183	11:16 AM	SB	WZT7
11:26 AM	NB	J035	11:19 AM	SB	NP
11:28 AM	NB	R040	11:20 AM	SB	28M1
11:31 AM	NB	H609	11:20 AM	SB	73TV
11:34 AM	NB	L836	11:21 AM	SB	D697
11:34 AM	NB	G294	11:25 AM	SB	V338
11:35 AM	NB	1Z66	11:26 AM	SB	XCNB
11:37 AM	NB	1773	11:30 AM	SB	1686
11:39 AM	NB	A976	11:30 AM	SB	8502
11:40 AM	NB	X983	11:34 AM	SB	F694
11:41 AM	NB	9L8I	11:35 AM	SB	2665
11:41 AM	NB	5NLI	11:35 AM	SB	E613
11:41 AM	NB	R632	11:35 AM	SB	B373
11:42 AM	NB	S973	11:40 AM	SB	V898
11:48 AM	NB	P903	11:42 AM	SB	28X0
11:51 AM	NB	S199	11:46 AM	SB	J733
11:57 AM	NB	17P0	11:47 AM	SB	G641
11:58 AM	NB	93H3	11:50 AM	SB	J408
11:58 AM	NB	Z083	11:52 AM	SB	B405
11:59 AM	NB	31U2	11:52 AM	SB	K757
12:00 PM	NB	ESS4	11:55 AM	SB	70E2
12:01 PM	NB	M567	11:55 AM	SB	P481
12:01 PM	NB	X527	11:58 AM	SB	5P30
12:03 PM	NB	8053	11:58 AM	SB	1413
12:03 PM	NB	E613	11:59 AM	SB	A809
12:06 PM	NB	E192	12:01 PM	SB	E167
12:06 PM	NB	G505	12:01 PM	SB	W865
12:06 PM	NB	50A3	12:01 PM	SB	93H3
12:07 PM	NB	C491	12:03 PM	SB	F011
12:07 PM	NB	V905	12:10 PM	SB	2347
12:08 PM	NB	L216	12:11 PM	SB	V905
12:15 PM	NB	X577	12:15 PM	SB	EJ6T
12:16 PM	NB	1643	12:17 PM	SB	93Z1
12:17 PM	NB	R320	12:19 PM	SB	R32D
12:17 PM	NB	W622	12:19 PM	SB	GHD0
12:19 PM	NB	Z676	12:24 PM	SB	W501
12:19 PM	NB	95L2	12:27 PM	SB	Y899
12:21 PM	NB	93P1	12:28 PM	SB	J622
12:22 PM	NB	L976	12:29 PM	SB	HW95
12:23 PM	NB	V907	12:30 PM	SB	G725
12:23 PM	NB	D886	12:30 PM	SB	84U2
12:25 PM	NB	YWFE	12:30 PM	SB	J707
12:25 PM	NB	DSGN	12:30 PM	SB	S115
12:25 PM	NB	C222	12:32 PM	SB	0329
12:25 PM	NB	Z857	12:32 PM	SB	B608
12:26 PM	NB	0540	12:33 PM	SB	R513
12:26 PM	NB	S038	12:33 PM	SB	RRCR
12:26 PM	NB	41W1	12:33 PM	SB	95L2
12:29 PM	NB	V905	12:33 PM	SB	Y42M
12:29 PM	NB	D697	12:34 PM	SB	L747
12:30 PM	NB	BJHH	12:40 PM	SB	LV5R
12:30 PM	NB	M3L3	12:41 PM	SB	8MFD
12:31 PM	NB	J865	12:42 PM	SB	D812
12:34 PM	NB	4136	12:42 PM	SB	F343
12:34 PM	NB	7582	12:45 PM	SB	N566
12:35 PM	NB	J041	12:45 PM	SB	Y675
12:35 PM	NB	H466	12:46 PM	SB	C540
12:35 PM	NB	S303	12:46 PM	SB	M463
12:36 PM	NB	E699	12:47 PM	SB	B639
12:36 PM	NB	T876	12:47 PM	SB	Z668
12:36 PM	NB	Z668	12:49 PM	SB	P150
12:37 PM	NB	D521	12:49 PM	SB	N211
12:37 PM	NB	X392	12:50 PM	SB	RRUN
12:40 PM	NB	T976	12:50 PM	SB	R069
12:40 PM	NB	2380	12:51 PM	SB	LKAR
12:40 PM	NB	Z676	12:52 PM	SB	U562
12:44 PM	NB	D099	12:52 PM	SB	D120
12:44 PM	NB	1229	12:53 PM	SB	U121
12:45 PM	NB	N790	12:55 PM	SB	K026
12:50 PM	NB	A008	12:56 PM	SB	E340
12:50 PM	NB	M463	12:56 PM	SB	L823
12:50 PM	NB	4N4L	12:57 PM	SB	7278
12:51 PM	NB	F092	12:57 PM	SB	38P2
12:51 PM	NB	J115	12:57 PM	SB	T291
12:52 PM	NB	6564	12:58 PM	SB	T055
12:53 PM	NB	V355			
12:53 PM	NB	L049			
12:53 PM	NB	6736			
12:55 PM	NB	6351			
12:56 PM	NB	B578			
12:56 PM	NB	M311			
12:58 PM	NB	T483			
12:58 PM	NB	P045			
12:59 PM	NB	H896			
1:00 PM	NB	X525			
TOTAL		*95*	*TOTAL*		*85*

PM					
Time	Direction	License Plate	Time	Direction	License Plate
4:00 PM	NB	A391	4:01 PM	SB	B283
4:02 PM	NB	D348	4:07 PM	SB	Z913
4:03 PM	NB	V706	4:10 PM	SB	Y053
4:04 PM	NB	B872	4:11 PM	SB	X983
4:04 PM	NB	NVU5	4:15 PM	SB	X039
4:04 PM	NB	G150	4:16 PM	SB	W787
4:05 PM	NB	Z814	4:16 PM	SB	W255
4:06 PM	NB	T374	4:17 PM	SB	W054
4:07 PM	NB	Y009	4:19 PM	SB	V796
4:07 PM	NB	W407	4:21 PM	SB	V171
4:07 PM	NB	40RJ	4:22 PM	SB	U568
4:08 PM	NB	H227	4:22 PM	SB	U317
4:09 PM	NB	Y534	4:26 PM	SB	T180
4:09 PM	NB	X608	4:26 PM	SB	S779
4:10 PM	NB	J161	4:26 PM	SB	S187
4:10 PM	NB	J554	4:26 PM	SB	P783
4:10 PM	NB	N824	4:28 PM	SB	P045
4:13 PM	NB	A064	4:30 PM	SB	N951
4:15 PM	NB	V171	4:34 PM	SB	N619
4:15 PM	NB	C265	4:35 PM	SB	N211
4:17 PM	NB	42M2	4:38 PM	SB	M949
4:23 PM	NB	J265	4:38 PM	SB	L596
4:25 PM	NB	87N2	4:48 PM	SB	L049
4:29 PM	NB	H065	4:50 PM	SB	K683
4:31 PM	NB	V423	4:52 PM	SB	K143
4:35 PM	NB	4Z96	4:52 PM	SB	JJJR
4:38 PM	NB	A008	4:56 PM	SB	J289
4:38 PM	NB	V250	4:56 PM	SB	J265
4:38 PM	NB	B888	4:57 PM	SB	J061
4:44 PM	NB	J265	5:01 PM	SB	J035
4:44 PM	NB	B917	5:02 PM	SB	G553
4:48 PM	NB	G473	5:02 PM	SB	G353
4:49 PM	NB	H421	5:02 PM	SB	F226
4:52 PM	NB	3069	5:06 PM	SB	F092
4:52 PM	NB	G318	5:07 PM	SB	E901
4:53 PM	NB	B661	5:11 PM	SB	E673
4:57 PM	NB	K181	5:13 PM	SB	E621
4:58 PM	NB	1972	5:14 PM	SB	E331
4:58 PM	NB	M922	5:16 PM	SB	D624
4:58 PM	NB	E901	5:21 PM	SB	D500
5:00 PM	NB	SR74	5:28 PM	SB	D063
5:00 PM	NB	I98N	5:28 PM	SB	C266
5:01 PM	NB	W147	5:34 PM	SB	A766
5:02 PM	NB	G136	5:38 PM	SB	91N1
5:02 PM	NB	W390	5:38 PM	SB	61G3
5:05 PM	NB	1463	5:47 PM	SB	49M0
5:06 PM	NB	M985	5:50 PM	SB	48M3
5:10 PM	NB	T721	5:52 PM	SB	14G3
5:11 PM	NB	J719	5:53 PM	SB	01U0
5:11 PM	NB	L812	5:56 PM	SB	5510
5:14 PM	NB	P455	5:57 PM	SB	SNC5
5:18 PM	NB	T209	5:58 PM	SB	GKGA
5:19 PM	NB	A370			
5:21 PM	NB	S446			
5:22 PM	NB	RP10			
5:22 PM	NB	A792			
5:23 PM	NB	V496			
5:26 PM	NB	1974			
5:27 PM	NB	W555			
5:28 PM	NB	J827			
5:30 PM	NB	E505			
5:30 PM	NB	L842			
5:32 PM	NB	R143			
5:34 PM	NB	V917			
5:37 PM	NB	J085			
5:37 PM	NB	15BR			
5:38 PM	NB	7163			
5:41 PM	NB	71R2			
5:44 PM	NB	U495			
5:45 PM	NB	MP58			
5:45 PM	NB	B864			
5:48 PM	NB	G083			
5:52 PM	NB	U192			
5:52 PM	NB	U770			
5:56 PM	NB	L315			
TOTAL		*75*	*TOTAL*		*52*

Prepared by National Data & Surveying Services

License Plate Study

Location: S Lincoln St & W Alameda Ave
City: Burbank, CA

Date: 1/19/2023
Day: Thursday

***NP** = No Plate*

AM					
Time	**Direction**	**License Plate**	**Time**	**Direction**	**License Plate**
7:09 AM	NB	I4CV	7:02 AM	SB	QUWJ
7:09 AM	NB	OUDA	7:22 AM	SB	VL29
7:10 AM	NB	SJYP	7:29 AM	SB	QE8S
7:20 AM	NB	SZZS	7:37 AM	SB	7K8Q
7:34 AM	NB	7B28	7:37 AM	SB	CRMD
7:34 AM	NB	1A92	7:41 AM	SB	QR33
7:35 AM	NB	R8QJ	7:51 AM	SB	DRBF
7:41 AM	NB	9VYF	7:52 AM	SB	FJO9
7:41 AM	NB	A2K2	7:52 AM	SB	L3DS
7:44 AM	NB	XRRV	7:56 AM	SB	5HXM
7:46 AM	NB	TB5H	7:57 AM	SB	WRCT
7:46 AM	NB	DX7X	8:00 AM	SB	81X5
7:46 AM	NB	T1DC	8:01 AM	SB	ZYVV
7:48 AM	NB	AQDY	8:02 AM	SB	SXUN
7:48 AM	NB	JC4O	8:06 AM	SB	32N4
7:49 AM	NB	POCZ	8:10 AM	SB	HIRK
7:51 AM	NB	7PC5	8:11 AM	SB	18QC
7:51 AM	NB	33GX	8:12 AM	SB	J0BI
7:53 AM	NB	GRZG	8:26 AM	SB	OQFP
8:00 AM	NB	S9OV	8:26 AM	SB	WM8E
8:01 AM	NB	OMZ1	8:26 AM	SB	JEPU
8:03 AM	NB	GAQQ	8:26 AM	SB	IMZ5
8:14 AM	NB	HFJ0	8:26 AM	SB	5LA1
8:17 AM	NB	MVYZ	8:27 AM	SB	XST8
8:22 AM	NB	UZ95	8:31 AM	SB	2EA7
8:23 AM	NB	UBVG	8:33 AM	SB	UFQK
8:26 AM	NB	WPHR	8:46 AM	SB	Z8GC
8:26 AM	NB	R3D9	8:49 AM	SB	BNK7
8:47 AM	NB	FY69	8:50 AM	SB	Q9FE
8:52 AM	NB	19HY	8:52 AM	SB	1QU9
			8:55 AM	SB	MPMD
TOTAL		***30***	***TOTAL***		***31***

MD					
Time	**Direction**	**License Plate**	**Time**	**Direction**	**License Plate**
11:07 AM	NB	KXGP	11:11 AM	SB	K2P3
11:08 AM	NB	ODYT	11:11 AM	SB	WURC
11:15 AM	NB	MOP0	11:12 AM	SB	3K0L
11:19 AM	NB	SX9Z	11:13 AM	SB	UKKH
11:25 AM	NB	NILP	11:20 AM	SB	OAG9
11:26 AM	NB	GK9O	11:26 AM	SB	B6WW
11:30 AM	NB	64RE	11:27 AM	SB	0HM5
11:30 AM	NB	KVH5	11:40 AM	SB	TKFU
11:32 AM	NB	G0T7	11:51 AM	SB	N7V8
11:36 AM	NB	M6W9	11:59 AM	SB	YM2C
11:36 AM	NB	S8T7	12:01 PM	SB	Z1J4
11:39 AM	NB	PGFE	12:02 PM	SB	L5K3
11:41 AM	NB	EQ7O	12:07 PM	SB	KX80
11:45 AM	NB	S9VE	12:10 PM	SB	4U4Y
11:45 AM	NB	O1JM	12:18 PM	SB	T4BD
11:47 AM	NB	I8S1	12:26 PM	SB	VCLV
11:50 AM	NB	TFY6	12:29 PM	SB	EOVY
11:50 AM	NB	MTZW	12:31 PM	SB	XJQ6
11:52 AM	NB	LNWF	12:34 PM	SB	UZPE
11:54 AM	NB	C1ZM	12:43 PM	SB	FBH5
11:55 AM	NB	NAFW	12:46 PM	SB	LRCX
12:02 PM	NB	3BLQ	12:47 PM	SB	98WJ
12:04 PM	NB	3IR9	12:50 PM	SB	2ESA
12:08 PM	NB	71NP	12:52 PM	SB	IZUV
12:09 PM	NB	QOJ5	12:52 PM	SB	HSBN
12:09 PM	NB	ZQPC	12:53 PM	SB	AW6G
12:14 PM	NB	4VCF	12:56 PM	SB	N1FB
12:18 PM	NB	AO2D	12:56 PM	SB	1TEE
12:20 PM	NB	1M8F			
12:24 PM	NB	CEHE			
12:29 PM	NB	NC82			
12:31 PM	NB	KY1V			
12:32 PM	NB	Z0KM			
12:34 PM	NB	9MHL			
12:35 PM	NB	EJBD			
12:37 PM	NB	TKKS			
12:41 PM	NB	RKEE			
12:45 PM	NB	EGR3			
12:48 PM	NB	7YD9			
12:55 PM	NB	QCDV			
12:55 PM	NB	OYTF			
12:56 PM	NB	HNV3			
TOTAL		***42***	***TOTAL***		***28***

PM					
Time	**Direction**	**License Plate**	**Time**	**Direction**	**License Plate**
4:01 PM	NB	OPXX	4:03 PM	SB	QAPR
4:01 PM	NB	WELQ	4:04 PM	SB	5VWT
4:02 PM	NB	R5VW	4:12 PM	SB	UOQX
4:03 PM	NB	95WU	4:17 PM	SB	J7GN
4:04 PM	NB	AKEZ	4:17 PM	SB	9CTQ
4:09 PM	NB	QQSW	4:18 PM	SB	MN35
4:10 PM	NB	L5E9	4:19 PM	SB	7KEV
4:12 PM	NB	TWC4	4:20 PM	SB	7U31
4:13 PM	NB	3LBC	4:21 PM	SB	ZBNG
4:17 PM	NB	J7M2	4:24 PM	SB	9JQX
4:18 PM	NB	09J5	4:42 PM	SB	NZYO
4:18 PM	NB	567M	4:45 PM	SB	MYD5
4:20 PM	NB	1KFH	4:50 PM	SB	HDY6
4:20 PM	NB	E3BO	4:52 PM	SB	SZEC
4:26 PM	NB	SX9C	5:06 PM	SB	TEOF
4:28 PM	NB	JJTJ	5:07 PM	SB	DSPH
4:32 PM	NB	V2FY	5:23 PM	SB	4SFU
4:37 PM	NB	33IJ	5:33 PM	SB	TW5J
4:37 PM	NB	UFIT	5:33 PM	SB	VD4S
4:38 PM	NB	NQF1	5:37 PM	SB	XXYP
4:39 PM	NB	DQ3L	5:41 PM	SB	YKZD
4:40 PM	NB	GLWC	5:50 PM	SB	XIYG
4:40 PM	NB	3VGR	5:51 PM	SB	19T9
4:42 PM	NB	14CR	5:56 PM	SB	TDS5
4:44 PM	NB	BG7Z	5:56 PM	SB	SQLX
4:50 PM	NB	C7HP	5:58 PM	SB	F3LO
4:57 PM	NB	QJTB			
4:59 PM	NB	R3M6			
5:01 PM	NB	OZSL			
5:05 PM	NB	TOF3			
5:07 PM	NB	Y5H0			
5:11 PM	NB	6REE			
5:11 PM	NB	Z3I7			
5:14 PM	NB	RV5W			
5:18 PM	NB	6FLX			
5:18 PM	NB	4XGV			
5:25 PM	NB	JQDX			
5:28 PM	NB	5W0K			
5:34 PM	NB	TYKK			
5:36 PM	NB	V5G4			
5:37 PM	NB	0EXW			
5:40 PM	NB	I23Y			
5:41 PM	NB	N04Y			
5:43 PM	NB	GYZ5			
5:43 PM	NB	GT8P			
5:44 PM	NB	UCDK			
5:46 PM	NB	B99P			
5:48 PM	NB	MNSJ			
5:54 PM	NB	CXD6			
5:55 PM	NB	Y7NZ			
5:58 PM	NB	K4Z8			
TOTAL		***51***	***TOTAL***		***26***

Prepared by National Data & Surveying Services

License Plate Study

Location: S Orchard Dr & W Olive Ave
City: Burbank, CA

Date: 1/19/2023
Day: Thursday

***NP** = *No Plate*

AM					
Time	Direction	License Plate	Time	Direction	License Plate
TOTAL		*0*	*TOTAL*		*0*

MD					
Time	Direction	License Plate	Time	Direction	License Plate
TOTAL		*0*	*TOTAL*		*0*

PM					
Time	Direction	License Plate	Time	Direction	License Plate
TOTAL		*0*	*TOTAL*		*0*

Note: ***Road closed, south of Raising Canes drive thru entrance.***

Prepared by National Data & Surveying Services

License Plate Study

Location: S Orchard Dr & W Alameda Ave
City: Burbank, CA

Date: 1/19/2023
Day: Thursday

**NP = No Plate*

AM

Time	Direction	License Plate	Time	Direction	License Plate
7:42 AM	NB	T723	7:19 AM	SB	T480
7:48 AM	NB	X347	7:24 AM	SB	7248
7:49 AM	NB	5593	7:26 AM	SB	C088
7:52 AM	NB	7248	7:31 AM	SB	X489
7:57 AM	NB	1472	7:33 AM	SB	A771
8:01 AM	NB	F941	7:37 AM	SB	2425
8:02 AM	NB	X481	7:42 AM	SB	U112
8:17 AM	NB	1484	7:42 AM	SB	6178
8:22 AM	NB	A275	7:45 AM	SB	F124
8:30 AM	NB	2442	7:47 AM	SB	L244
8:36 AM	NB	R793	7:49 AM	SB	1643
8:55 AM	NB	3590	7:53 AM	SB	F941
			7:57 AM	SB	X347
			7:59 AM	SB	J479
			8:01 AM	SB	T425
			8:05 AM	SB	3648
			8:07 AM	SB	2999
			8:07 AM	SB	KLY1
			8:07 AM	SB	F941
			8:10 AM	SB	5147
			8:19 AM	SB	R284
			8:21 AM	SB	1990
			8:28 AM	SB	1369
			8:32 AM	SB	J494
			8:33 AM	SB	K521
			8:40 AM	SB	A275
			8:55 AM	SB	J664
			8:57 AM	SB	R793
			8:59 AM	SB	X219
TOTAL		*12*	*TOTAL*		*29*

MD

Time	Direction	License Plate	Time	Direction	License Plate
11:01 AM	NB	T723	11:04 AM	SB	N308
11:09 AM	NB	X422	11:12 AM	SB	96K3
11:11 AM	NB	G351	11:14 AM	SB	RS12
11:13 AM	NB	6320	11:14 AM	SB	G664
11:14 AM	NB	T591	11:31 AM	SB	X007
11:16 AM	NB	R296	11:47 AM	SB	V642
11:22 AM	NB	J139	11:48 AM	SB	U202
11:28 AM	NB	X007	11:51 AM	SB	F789
11:31 AM	NB	N019	11:58 AM	SB	N019
11:34 AM	NB	H823	12:05 PM	SB	D789
11:37 AM	NB	C068	12:14 PM	SB	P371
11:39 AM	NB	P416	12:17 PM	SB	X411
11:43 AM	NB	8217	12:20 PM	SB	P617
11:58 AM	NB	NP	12:27 PM	SB	17B2
12:02 PM	NB	Q541	12:28 PM	SB	G804
12:12 PM	NB	87W2	12:30 PM	SB	08F1
12:21 PM	NB	NP	12:31 PM	SB	RO47
12:27 PM	NB	C548	12:32 PM	SB	N864
12:32 PM	NB	5729	12:37 PM	SB	U027
12:47 PM	NB	P617	12:41 PM	SB	2311
12:48 PM	NB	G996	12:46 PM	SB	F622
12:50 PM	NB	5190	12:51 PM	SB	H080
12:58 PM	NB	P928	12:52 PM	SB	T591
			12:53 PM	SB	P383
			12:54 PM	SB	N411
			12:55 PM	SB	17YZ
TOTAL		*23*	*TOTAL*		*26*

PM

Time	Direction	License Plate	Time	Direction	License Plate
4:04 PM	NB	X417	4:05 PM	SB	W116
4:06 PM	NB	NP	4:12 PM	SB	E646
4:15 PM	NB	NP	4:15 PM	SB	Z934
4:17 PM	NB	K199	4:18 PM	SB	G839
4:18 PM	NB	T602	4:19 PM	SB	E017
4:22 PM	NB	P423	4:19 PM	SB	Y138
4:41 PM	NB	T496	4:23 PM	SB	Z592
4:42 PM	NB	NP	4:25 PM	SB	22C3
4:49 PM	NB	Z934	4:25 PM	SB	D029
4:55 PM	NB	E017	4:31 PM	SB	J189
5:02 PM	NB	NP	4:43 PM	SB	P925
5:02 PM	NB	W119	4:54 PM	SB	Z934
5:05 PM	NB	8413	4:56 PM	SB	724B
5:08 PM	NB	1643	4:56 PM	SB	E134
5:11 PM	NB	4873	4:58 PM	SB	A277
5:19 PM	NB	R772	5:00 PM	SB	N946
5:24 PM	NB	QZ97	5:01 PM	SB	Q323
5:32 PM	NB	6490	5:03 PM	SB	J420
5:33 PM	NB	Y225	5:05 PM	SB	NP
5:39 PM	NB	0000	5:13 PM	SB	5408
5:41 PM	NB	J754	5:17 PM	SB	3211
5:49 PM	NB	XXX3	5:27 PM	SB	0000
5:56 PM	NB	U984	5:33 PM	SB	R490
5:57 PM	NB	5464	5:35 PM	SB	6490
5:59 PM	NB	S324	5:41 PM	SB	Z547
			5:50 PM	SB	R772
			5:53 PM	SB	NP
			5:57 PM	SB	NP
TOTAL		*25*	*TOTAL*		*28*

Prepared by National Data & Surveying Services

License Plate Study

Location: Lincoln St & W Oak St
City: Burbank, CA

Date: 1/19/2023
Day: Thursday

**NP = No Plate*

AM

Time	Direction	License Plate	Time	Direction	License Plate
7:01 AM	EB	T948	7:05 AM	WB	G100
7:01 AM	EB	4391	7:05 AM	WB	A623
7:06 AM	EB	X084	7:11 AM	WB	1939
7:14 AM	EB	Y910	7:13 AM	WB	9S02
7:18 AM	EB	5N66	7:17 AM	WB	7201
7:20 AM	EB	K913	7:17 AM	WB	ZJ03
7:21 AM	EB	W726	7:25 AM	WB	V241
7:24 AM	EB	E712	7:26 AM	WB	LB58
7:24 AM	EB	D632	7:27 AM	WB	F073
7:27 AM	EB	G737	7:27 AM	WB	A278
7:29 AM	EB	X978	7:28 AM	WB	P652
7:30 AM	EB	L980	7:33 AM	WB	V485
7:30 AM	EB	6L93	7:38 AM	WB	T164
7:34 AM	EB	27H3	7:39 AM	WB	F992
7:34 AM	EB	K514	7:39 AM	WB	M072
7:34 AM	EB	C1U8	7:39 AM	WB	R740
7:35 AM	EB	478D	7:40 AM	WB	3U72
7:35 AM	EB	R791	7:44 AM	WB	H533
7:35 AM	EB	T243	7:44 AM	WB	L453
7:37 AM	EB	R746	7:47 AM	WB	F946
7:38 AM	EB	Z082	7:48 AM	WB	4036
7:38 AM	EB	K771	7:50 AM	WB	H974
7:38 AM	EB	2135	7:50 AM	WB	7902
7:39 AM	EB	B665	7:52 AM	WB	6066
7:40 AM	EB	U745	7:52 AM	WB	C643
7:40 AM	EB	M589	7:52 AM	WB	S0V3
7:40 AM	EB	A192	7:52 AM	WB	A466
7:40 AM	EB	4L45	7:53 AM	WB	3701
7:42 AM	EB	D276	7:53 AM	WB	S135
7:43 AM	EB	9001	7:54 AM	WB	H398
7:43 AM	EB	J527	7:54 AM	WB	W911
7:43 AM	EB	OO66	7:55 AM	WB	B681
7:43 AM	EB	J333	8:06 AM	WB	G737
7:44 AM	EB	2790	8:10 AM	WB	M573
7:44 AM	EB	U981	8:15 AM	WB	X550
7:45 AM	EB	5102	8:15 AM	WB	C037
7:45 AM	EB	N633	8:22 AM	WB	N681
7:45 AM	EB	T164	8:23 AM	WB	K514
7:45 AM	EB	X197	8:25 AM	WB	R675
7:46 AM	EB	V915	8:31 AM	WB	H850
7:46 AM	EB	F378	8:32 AM	WB	0095
7:46 AM	EB	5693	8:36 AM	WB	K734
7:47 AM	EB	X994	8:38 AM	WB	G883
7:47 AM	EB	X914	8:42 AM	WB	2371
7:47 AM	EB	Y623	8:42 AM	WB	D998
7:48 AM	EB	Y170	8:44 AM	WB	E753
7:48 AM	EB	F073	8:45 AM	WB	A269
7:49 AM	EB	VKNL	8:47 AM	WB	F663
7:49 AM	EB	N528	8:51 AM	WB	N233
7:49 AM	EB	T552	8:52 AM	WB	U938
7:49 AM	EB	28T2	8:55 AM	WB	T112
7:50 AM	EB	D984	8:55 AM	WB	X269
7:50 AM	EB	L387	8:58 AM	WB	E753
7:51 AM	EB	L559	8:59 AM	WB	J733
7:51 AM	EB	UCAR	8:59 AM	WB	3112
7:51 AM	EB	Y779	9:00 AM	WB	X812
7:51 AM	EB	J632			
7:51 AM	EB	B398			
7:51 AM	EB	22F2			
7:53 AM	EB	E639			
7:54 AM	EB	F619			
7:55 AM	EB	M524			
7:56 AM	EB	C108			
7:56 AM	EB	B852			
7:56 AM	EB	D28L			
7:56 AM	EB	D724			
7:56 AM	EB	R715			
7:57 AM	EB	H510			
7:57 AM	EB	G513			
8:00 AM	EB	V516			
8:02 AM	EB	X441			
8:03 AM	EB	B667			
8:03 AM	EB	D685			
8:04 AM	EB	T212			
8:05 AM	EB	U031			
8:05 AM	EB	4D22			
8:05 AM	EB	A171			
8:05 AM	EB	N647			
8:06 AM	EB	W329			
8:07 AM	EB	5196			
8:09 AM	EB	W484			
8:09 AM	EB	F075			
8:10 AM	EB	F721			
8:14 AM	EB	L952			
8:16 AM	EB	M034			
8:16 AM	EB	R617			
8:18 AM	EB	5192			
8:21 AM	EB	4292			
8:23 AM	EB	L662			
8:23 AM	EB	M628			
8:24 AM	EB	A703			
8:25 AM	EB	32U2			
8:26 AM	EB	98F6			
8:27 AM	EB	W375			
8:35 AM	EB	D553			
8:38 AM	EB	2158			
8:39 AM	EB	13F2			
8:45 AM	EB	3843			
8:48 AM	EB	V163			
8:52 AM	EB	C034			
8:53 AM	EB	6042			
8:58 AM	EB	0713			
TOTAL		*102*	*TOTAL*		*56*

MD

Time	Direction	License Plate	Time	Direction	License Plate
11:01 AM	EB	W843	11:05 AM	WB	E890
11:03 AM	EB	V915	11:08 AM	WB	C872
11:05 AM	EB	V037	11:10 AM	WB	9567
11:06 AM	EB	X573	11:13 AM	WB	A336
11:06 AM	EB	5B15	11:15 AM	WB	F105
11:08 AM	EB	N407	11:19 AM	WB	E108
11:09 AM	EB	U783	11:20 AM	WB	P099
11:10 AM	EB	K215	11:25 AM	WB	PK52
11:11 AM	EB	D262	11:25 AM	WB	L851
11:11 AM	EB	G187	11:25 AM	WB	A494
11:13 AM	EB	U201	11:33 AM	WB	V571
11:13 AM	EB	8505	11:49 AM	WB	R976
11:13 AM	EB	Z875	11:51 AM	WB	L299
11:16 AM	EB	B046	12:08 PM	WB	Y060
11:16 AM	EB	R976	12:08 PM	WB	TMFC
11:16 AM	EB	1499	12:13 PM	WB	TTVE
11:18 AM	EB	M643	12:14 PM	WB	1413
11:20 AM	EB	V986	12:17 PM	WB	6809
11:20 AM	EB	G701	12:17 PM	WB	N633
11:22 AM	EB	X033	12:17 PM	WB	3237
11:23 AM	EB	V377	12:22 PM	WB	f674
11:25 AM	EB	V122	12:22 PM	WB	D763
11:27 AM	EB	1413	12:22 PM	WB	B016
11:27 AM	EB	V570	12:28 PM	WB	H070
11:29 AM	EB	V625	12:28 PM	WB	Z680
11:30 AM	EB	R559	12:36 PM	WB	S457
11:30 AM	EB	97Z2	12:38 PM	WB	J166
11:32 AM	EB	5905	12:38 PM	WB	J122
11:32 AM	EB	4850	12:43 PM	WB	R778
11:32 AM	EB	C462	12:43 PM	WB	G217
11:34 AM	EB	C872	12:44 PM	WB	D084
11:34 AM	EB	V037	12:44 PM	WB	5911
11:34 AM	EB	78E1	12:44 PM	WB	D026
11:39 AM	EB	D262	12:46 PM	WB	E401
11:40 AM	EB	Z718	12:48 PM	WB	U946
11:47 AM	EB	8026	12:49 PM	WB	G704
12:03 PM	EB	55C3	12:51 PM	WB	GG75
12:03 PM	EB	N233	12:52 PM	WB	P940
12:25 PM	EB	U153	12:54 PM	WB	9037
12:28 PM	EB	44A1	12:55 PM	WB	P667
12:29 PM	EB	N366	12:57 PM	WB	2293
12:32 PM	EB	V038	12:57 PM	WB	1000
12:37 PM	EB	C927	12:59 PM	WB	R477
12:38 PM	EB	67H2	12:59 PM	WB	H092
12:42 PM	EB	H511	12:59 PM	WB	M246
12:45 PM	EB	T521	1:00 PM	WB	D368
12:56 PM	EB	D659			
12:56 PM	EB	5457			
1:00 PM	EB	4783			
TOTAL		*49*	*TOTAL*		*46*

PM

Time	Direction	License Plate	Time	Direction	License Plate
4:00 PM	EB	S158	4:00 PM	WB	ASGO
4:00 PM	EB	T132	4:05 PM	WB	C667
4:00 PM	EB	F320	4:05 PM	WB	G34L
4:01 PM	EB	X086	4:08 PM	WB	A329
4:01 PM	EB	D243	4:09 PM	WB	23PM
4:02 PM	EB	G547	4:09 PM	WB	MO90
4:02 PM	EB	E041	4:12 PM	WB	6681
4:05 PM	EB	53K0	4:14 PM	WB	P099
4:07 PM	EB	M418	4:20 PM	WB	BBM7
4:09 PM	EB	S306	4:21 PM	WB	NZ58
4:10 PM	EB	C143	4:24 PM	WB	G529
4:12 PM	EB	W000	4:28 PM	WB	93B3
4:14 PM	EB	K925	4:29 PM	WB	H329
4:30 PM	EB	L531	4:30 PM	WB	S587
4:32 PM	EB	M684	4:30 PM	WB	N625
4:33 PM	EB	D139	4:31 PM	WB	DLFT
4:35 PM	EB	X428	4:32 PM	WB	4001
4:37 PM	EB	7771	4:35 PM	WB	A624
4:37 PM	EB	87N2	4:38 PM	WB	V067
4:37 PM	EB	7383	4:40 PM	WB	D058
4:37 PM	EB	C436	4:42 PM	WB	B591
4:39 PM	EB	E448	4:42 PM	WB	T330
4:40 PM	EB	3543	4:44 PM	WB	LLNM
4:40 PM	EB	C906	4:44 PM	WB	J362
4:41 PM	EB	R845	4:50 PM	WB	P997
4:43 PM	EB	V133	4:50 PM	WB	WS58
4:45 PM	EB	F092	4:50 PM	WB	W945
4:47 PM	EB	P773	5:03 PM	WB	Y101
4:47 PM	EB	5416	5:13 PM	WB	W911
4:49 PM	EB	8028	5:16 PM	WB	TSLA
4:51 PM	EB	M927	5:21 PM	WB	91T1
5:51 PM	EB	Y793	5:32 PM	WB	E340
4:59 PM	EB	T788	5:34 PM	WB	R724
5:00 PM	EB	D892	5:34 PM	WB	C557
5:00 PM	EB	S829	5:34 PM	WB	A626
5:02 PM	EB	G163	5:36 PM	WB	G525
5:02 PM	EB	W568	5:46 PM	WB	L722
5:03 PM	EB	D949	5:50 PM	WB	64A2
5:04 PM	EB	DY95	5:51 PM	WB	V256
5:05 PM	EB	L750	5:54 PM	WB	N298
5:07 PM	EB	MART	5:55 PM	WB	3R80
5:07 PM	EB	D798	5:56 PM	WB	9021
5:11 PM	EB	R726			
5:16 PM	EB	Z352			
5:20 PM	EB	T960			
5:29 PM	EB	S338			
5:30 PM	EB	5K37			
5:30 PM	EB	R225			
5:33 PM	EB	2023			
5:33 PM	EB	G127			
5:42 PM	EB	H227			
5:50 PM	EB	D951			
5:53 PM	EB	W527			
5:56 PM	EB	D133			
6:00 PM	EB	R623			
TOTAL		*55*	*TOTAL*		*42*

Prepared by National Data & Surveying Services

License Plate Study

Project: 23-020032
City: Burbank

WITHIN 5 MIN THRESHOLD

Date: 1/19/2023
Day: Thursday

AM

001 SB to 002 NB

Time	License Plate	Time	License Plate
Total		*0*	

001 SB to 003 NB

Time	License Plate	Time	License Plate
7:26 AM	W956	**7:31 AM**	W956
7:52 AM	V677	**7:56 AM**	V677
Total		*2*	

001 SB to 004 NB

Time	License Plate	Time	License Plate
Total		*0*	

001 SB to 005 EB

Time	License Plate	Time	License Plate
7:46 AM	C839	**8:04 AM**	C839
Total		*1*	

001 SB to 006 SB

Time	License Plate	Time	License Plate
Total		*0*	

001 SB to 007 NB

Time	License Plate	Time	License Plate
Total		*0*	

001 SB to 008 SB

Time	License Plate	Time	License Plate
7:33 AM	Z509	**7:48 AM**	Z509
7:36 AM	W169	**7:38 AM**	W169
7:42 AM	P814	**7:44 AM**	P814
7:49 AM	G851	**8:36 AM**	G851
7:53 AM	H800	**7:54 AM**	H800
8:08 AM	S740	**8:09 AM**	S740

MD

001 SB to 002 NB

Time	License Plate	Time	License Plate
Total		*0*	

001 SB to 003 NB

Time	License Plate	Time	License Plate
Total		*0*	

001 SB to 004 NB

Time	License Plate	Time	License Plate
Total		*0*	

001 SB to 005 EB

Time	License Plate	Time	License Plate
Total		*0*	

001 SB to 006 SB

Time	License Plate	Time	License Plate
Total		*0*	

001 SB to 007 NB

Time	License Plate	Time	License Plate
Total		*0*	

001 SB to 008 SB

Time	License Plate	Time	License Plate
11:01 AM	50K2	**11:04 AM**	50K2
11:12 AM	T813	**11:15 AM**	T813
11:12 AM	WZT7	**11:16 AM**	WZT7
11:17 AM	28M1	**11:20 AM**	28M1
11:24 AM	1686	**11:30 AM**	1686
11:33 AM	2665	**11:35 AM**	2665
12:14 PM	R320	**12:19 PM**	R320

PM

001 SB to 002 NB

Time	License Plate	Time	License Plate
Total		*0*	

001 SB to 003 NB

Time	License Plate	Time	License Plate
Total		*0*	

001 SB to 004 NB

Time	License Plate	Time	License Plate
Total		*0*	

001 SB to 005 EB

Time	License Plate	Time	License Plate
Total		*0*	

001 SB to 006 SB

Time	License Plate	Time	License Plate
Total		*0*	

001 SB to 007 NB

Time	License Plate	Time	License Plate
Total		*0*	

001 SB to 008 SB

Time	License Plate	Time	License Plate
4:07 PM	Y053	**4:10 PM**	Y053
4:16 PM	W787	**4:16 PM**	W787
4:18 PM	V796	**4:19 PM**	V796
4:32 PM	N619	**4:34 PM**	N619
4:38 PM	L049	**4:48 PM**	L049
4:50 PM	K143	**4:52 PM**	K143
4:55 PM	J289	**4:56 PM**	J289

8:14 AM	D614	**8:15 AM**	D614
8:16 AM	T774	**8:16 AM**	T774
8:18 AM	YDAY	**8:19 AM**	YDAY
8:27 AM	H260	**8:28 AM**	H260
8:34 AM	L842	**8:35 AM**	L842
8:42 AM	S229	**8:43 AM**	S229
8:47 AM	A723	**8:47 AM**	A723
8:48 AM	74X2	**8:49 AM**	74X2
8:55 AM	Y904	**8:56 AM**	Y904
8:57 AM	E901	**8:58 AM**	E901
Total		***16***	

001 SB to 009 SB			
Time	**License Plate**	**Time**	**License Plate**
Total		***0***	

001 SB to 010 NB			
Time	**License Plate**	**Time**	**License Plate**
Total		***0***	

001 SB to 011 SB			
Time	**License Plate**	**Time**	**License Plate**
Total		***0***	

001 SB to 012 WB			
Time	**License Plate**	**Time**	**License Plate**
Total		***0***	

19

12:44 PM	C540	**12:46 PM**	C540
Total		***8***	

001 SB to 009 SB			
Time	**License Plate**	**Time**	**License Plate**
Total		***0***	

001 SB to 010 NB			
Time	**License Plate**	**Time**	**License Plate**
Total		***0***	

001 SB to 011 SB			
Time	**License Plate**	**Time**	**License Plate**
Total		***0***	

001 SB to 012 WB			
Time	**License Plate**	**Time**	**License Plate**
Total		***0***	

8

5:06 PM	E901	**5:07 PM**	E901
5:19 PM	D500	**5:21 PM**	D500
5:42 PM	49M0	**5:47 PM**	49M0
5:53 PM	01U0	**5:53 PM**	01U0
Total		***11***	

001 SB to 009 SB			
Time	**License Plate**	**Time**	**License Plate**
Total		***0***	

001 SB to 010 NB			
Time	**License Plate**	**Time**	**License Plate**
Total		***0***	

001 SB to 011 SB			
Time	**License Plate**	**Time**	**License Plate**
Total		***0***	

001 SB to 012 WB			
Time	**License Plate**	**Time**	**License Plate**
Total		***0***	

11

38

Prepared by National Data & Surveying Services

License Plate Study

Project: 23-020032
City: Burbank

WITHIN 5 MIN THRESHOLD

Date: 1/19/2023
Day: Thursday

AM

002 SB to 001 NB

Time	License Plate	Time	License Plate
Total		*0*	

002 SB to 003 NB

Time	License Plate	Time	License Plate
Total		*0*	

002 SB to 004 NB

Time	License Plate	Time	License Plate
Total		*0*	

002 SB to 005 EB

Time	License Plate	Time	License Plate
Total		*0*	

002 SB to 006 SB

Time	License Plate	Time	License Plate
Total		*0*	

002 SB to 007 NB

Time	License Plate	Time	License Plate
Total		*0*	

002 SB to 008 SB

Time	License Plate	Time	License Plate
Total		*0*	

002 SB to 009 SB

Time	License Plate	Time	License Plate
Total		*0*	

MD

002 SB to 001 NB

Time	License Plate	Time	License Plate
Total		*0*	

002 SB to 003 NB

Time	License Plate	Time	License Plate
Total		*0*	

002 SB to 004 NB

Time	License Plate	Time	License Plate
Total		*0*	

002 SB to 005 EB

Time	License Plate	Time	License Plate
12:42 PM	T743	12:46 PM	T743
Total		*1*	

002 SB to 006 SB

Time	License Plate	Time	License Plate
Total		*0*	

002 SB to 007 NB

Time	License Plate	Time	License Plate
Total		*0*	

002 SB to 008 SB

Time	License Plate	Time	License Plate
Total		*0*	

002 SB to 009 SB

Time	License Plate	Time	License Plate
Total		*0*	

PM

002 SB to 001 NB

Time	License Plate	Time	License Plate
Total		*0*	

002 SB to 003 NB

Time	License Plate	Time	License Plate
Total		*0*	

002 SB to 004 NB

Time	License Plate	Time	License Plate
Total		*0*	

002 SB to 005 EB

Time	License Plate	Time	License Plate
Total		*0*	

002 SB to 006 SB

Time	License Plate	Time	License Plate
Total		*0*	

002 SB to 007 NB

Time	License Plate	Time	License Plate
Total		*0*	

002 SB to 008 SB

Time	License Plate	Time	License Plate
Total		*0*	

002 SB to 009 SB

Time	License Plate	Time	License Plate
Total		*0*	

002 SB to 010 NB			
Time	License Plate	Time	License Plate
Total		*0*	

002 SB to 011 SB			
Time	License Plate	Time	License Plate
Total		*0*	

002 SB to 012 WB			
Time	License Plate	Time	License Plate
Total		*0*	

0

002 SB to 010 NB			
Time	License Plate	Time	License Plate
Total		*0*	

002 SB to 011 SB			
Time	License Plate	Time	License Plate
Total		*0*	

002 SB to 012 WB			
Time	License Plate	Time	License Plate
Total		*0*	

1

002 SB to 010 NB			
Time	License Plate	Time	License Plate
Total		*0*	

002 SB to 011 SB			
Time	License Plate	Time	License Plate
Total		*0*	

002 SB to 012 WB			
Time	License Plate	Time	License Plate
Total		*0*	

0

1

Prepared by National Data & Surveying Services

License Plate Study

Project: 23-020032
City: Burbank

WITHIN 5 MIN THRESHOLD

Date: 1/19/2023
Day: Thursday

AM

003 SB to 001 NB

Time	License Plate	Time	License Plate
7:48 AM	X319	8:00 AM	X319
Total		*1*	

003 SB to 002 NB

Time	License Plate	Time	License Plate
Total		*0*	

003 SB to 004 NB

Time	License Plate	Time	License Plate
7:33 AM	327	8:47 AM	327
7:44 AM	M901	7:48 AM	M901
7:40 AM	L056	7:56 AM	L056
7:48 AM	X319	7:56 AM	X319
Total		*4*	

003 SB to 005 EB

Time	License Plate	Time	License Plate
7:13 AM	9439	7:32 AM	9439
7:46 AM	H314	7:51 AM	H314
Total		*2*	

003 SB to 006 SB

Time	License Plate	Time	License Plate
8:02 AM	C032	8:04 AM	C032
8:23 AM	Z773	8:25 AM	Z773
Total		*2*	

003 SB to 007 NB

Time	License Plate	Time	License Plate
7:54 AM	R183	7:56 AM	R183
Total		*1*	

003 SB to 008 SB

Time	License Plate	Time	License Plate
Total		*0*	

003 SB to 009 SB

Time	License Plate	Time	License Plate
Total		*0*	

003 SB to 010 NB

Time	License Plate	Time	License Plate
Total		*0*	

003 SB to 011 SB

Time	License Plate	Time	License Plate
Total		*0*	

003 SB to 012 WB

Time	License Plate	Time	License Plate
8:50 AM	E753	8:58 AM	E753
Total		*1*	

11

MD

003 SB to 001 NB

Time	License Plate	Time	License Plate
Total		*0*	

003 SB to 002 NB

Time	License Plate	Time	License Plate
Total		*0*	

003 SB to 004 NB

Time	License Plate	Time	License Plate
Total		*0*	

003 SB to 005 EB

Time	License Plate	Time	License Plate
11:46 AM	06B3	11:52 AM	06B3
Total		*1*	

003 SB to 006 SB

Time	License Plate	Time	License Plate
12:09 PM	C601	12:12 PM	C601
Total		*1*	

003 SB to 007 NB

Time	License Plate	Time	License Plate
11:32 AM	Z734	11:34 AM	Z734
12:24 PM	327	12:29 PM	327
12:34 PM	M925	12:35 PM	M925
12:38 PM	D616	12:41 PM	D616
12:59 PM	3910	12:51 PM	3910
Total		*5*	

003 SB to 008 SB

Time	License Plate	Time	License Plate
Total		*0*	

003 SB to 009 SB

Time	License Plate	Time	License Plate
Total		*0*	

003 SB to 010 NB

Time	License Plate	Time	License Plate
Total		*0*	

003 SB to 011 SB

Time	License Plate	Time	License Plate
Total		*0*	

003 SB to 012 WB

Time	License Plate	Time	License Plate
11:03 AM	F105	11:15 AM	F105
12:33 PM	J122	12:38 PM	J122
Total		*2*	

9

PM

003 SB to 001 NB

Time	License Plate	Time	License Plate
Total		*0*	

003 SB to 002 NB

Time	License Plate	Time	License Plate
Total		*0*	

003 SB to 004 NB

Time	License Plate	Time	License Plate
4:03 PM	U066	4:05 PM	U066
Total		*1*	

003 SB to 005 EB

Time	License Plate	Time	License Plate
4:01 PM	87N2	4:06 PM	87N2
4:09 PM	F747	4:11 PM	F747
4:11 PM	Z696	4:12 PM	Z696
5:21 PM	F264	5:28 PM	F264
Total		*4*	

003 SB to 006 SB

Time	License Plate	Time	License Plate
4:24 PM	X226	4:28 PM	X226
5:47 PM	T135	5:50 PM	T135
Total		*2*	

003 SB to 007 NB

Time	License Plate	Time	License Plate
4:10 PM	E668	4:12 PM	E668
Total		*1*	

003 SB to 008 SB

Time	License Plate	Time	License Plate
4:04 PM	U317	4:22 PM	U317
Total		*0*	

003 SB to 009 SB

Time	License Plate	Time	License Plate
Total		*0*	

003 SB to 010 NB

Time	License Plate	Time	License Plate
Total		*0*	

003 SB to 011 SB

Time	License Plate	Time	License Plate
Total		*0*	

003 SB to 012 WB

Time	License Plate	Time	License Plate
Total		*0*	

8

28

Prepared by National Data & Surveying Services

License Plate Study

Project: 23-020032
City: Burbank

WITHIN 5 MIN THRESHOLD

Date: 1/19/2023
Day: Thursday

AM

004 SB to 001 NB

Time	License Plate	Time	License Plate
Total		*0*	

004 SB to 002 NB

Time	License Plate	Time	License Plate
Total		*0*	

004 SB to 003 NB

Time	License Plate	Time	License Plate
Total		*0*	

004 SB to 005 EB

Time	License Plate	Time	License Plate
8:26 AM	V105	**8:28 AM**	V105
Total		*1*	

004 SB to 006 SB

Time	License Plate	Time	License Plate
Total		*0*	

004 SB to 007 NB

Time	License Plate	Time	License Plate
Total		*0*	

004 SB to 008 SB

Time	License Plate	Time	License Plate
7:48 AM	M078	**8:06 AM**	M078
Total		*1*	

004 SB to 009 SB

Time	License Plate	Time	License Plate
Total		*0*	

004 SB to 010 NB

Time	License Plate	Time	License Plate
Total		*0*	

004 SB to 011 SB

Time	License Plate	Time	License Plate
8:30 AM	J664	**8:55 AM**	J664
Total		*1*	

004 SB to 012 WB

Time	License Plate	Time	License Plate
Total		*0*	

3

MD

004 SB to 001 NB

Time	License Plate	Time	License Plate
Total		*0*	

004 SB to 002 NB

Time	License Plate	Time	License Plate
Total		*0*	

004 SB to 003 NB

Time	License Plate	Time	License Plate
11:43 AM	M651	**12:10 PM**	M651
Total		*1*	

004 SB to 005 EB

Total		*0*	

004 SB to 006 SB

Time	License Plate	Time	License Plate
11:37 AM	Z593	**11:40 AM**	Z593
12:25 PM	U439	**12:52 PM**	U439
Total		*2*	

004 SB to 007 NB

Time	License Plate	Time	License Plate
Total		*0*	

004 SB to 008 SB

Time	License Plate	Time	License Plate
Total		*0*	

004 SB to 009 SB

Time	License Plate	Time	License Plate
Total		*0*	

004 SB to 010 NB

Time	License Plate	Time	License Plate
Total		*0*	

004 SB to 011 SB

Time	License Plate	Time	License Plate
Total		*0*	

004 SB to 012 WB

Time	License Plate	Time	License Plate
Total		*0*	

3

PM

004 SB to 001 NB

Time	License Plate	Time	License Plate
Total		*0*	

004 SB to 002 NB

Time	License Plate	Time	License Plate
Total		*0*	

004 SB to 003 NB

Time	License Plate	Time	License Plate
Total		*0*	

004 SB to 005 EB

Time	License Plate	Time	License Plate
4:42 PM	W652	**4:50 PM**	W652
Total		*1*	

004 SB to 006 SB

Time	License Plate	Time	License Plate
Total		*0*	

004 SB to 007 NB

Time	License Plate	Time	License Plate
Total		*0*	

004 SB to 008 SB

Time	License Plate	Time	License Plate
Total		*0*	

004 SB to 009 SB

Time	License Plate	Time	License Plate
Total		*0*	

004 SB to 010 NB

Time	License Plate	Time	License Plate
Total		*0*	

004 SB to 011 SB

Time	License Plate	Time	License Plate
Total		*0*	

004 SB to 012 WB

Time	License Plate	Time	License Plate
Total		*0*	

1

7

Prepared by National Data & Surveying Services

License Plate Study

Project: 23-020032
City: Burbank

WITHIN 5 MIN THRESHOLD

Date: 1/19/2023
Day: Thursday

AM

005 WB to 001 NB

Time	License Plate	Time	License Plate
Total		*0*	

005 WB to 002 NB

Time	License Plate	Time	License Plate
Total		*0*	

005 WB to 003 NB

Time	License Plate	Time	License Plate
7:48 AM	F370	**8:06 AM**	F370
7:51 AM	G804	**7:58 AM**	G804
7:57 AM	K929	**8:01 AM**	K929
8:03 AM	M145	**8:35 AM**	M145
8:26 AM	S997	**8:41 AM**	S997
Total		*5*	

005 WB to 004 NB

Time	License Plate	Time	License Plate
7:03 AM	2377	**7:55 AM**	2377
7:20 AM	7957	**8:53 AM**	7957
7:44 AM	C004	**7:57 AM**	C004
7:53 AM	J006	**8:00 AM**	J006
Total		*4*	

005 WB to 006 SB

Time	License Plate	Time	License Plate
7:29 AM	11N2	**7:33 AM**	11N2
7:49 AM	E955	**8:56 AM**	E955
Total		*2*	

005 WB to 007 NB

Time	License Plate	Time	License Plate
Total		*0*	

005 WB to 008 SB

Time	License Plate	Time	License Plate
Total		*0*	

005 WB to 009 SB

Time	License Plate	Time	License Plate
Total		*0*	

005 WB to 010 NB

Time	License Plate	Time	License Plate
Total		*0*	

005 WB to 011 SB

Time	License Plate	Time	License Plate
Total		*0*	

005 WB to 012 WB

Time	License Plate	Time	License Plate
7:15 AM	6066	**7:52 AM**	6066
7:55 AM	J733	**8:59 AM**	J733
Total		*1*	

12

MD

005 WB to 001 NB

Time	License Plate	Time	License Plate
Total		*0*	

005 WB to 002 NB

Time	License Plate	Time	License Plate
Total		*0*	

005 WB to 003 NB

Time	License Plate	Time	License Plate
11:41 AM	E607	**11:44 AM**	E607
12:37 PM	V915	**12:40 PM**	V915
12:55 PM	Z590	**12:56 PM**	Z590
Total		*3*	

005 WB to 004 NB

11:24 AM	7P20	**12:36 PM**	7P20
Total		*1*	

005 WB to 006 SB

Time	License Plate	Time	License Plate
Total		*0*	

005 WB to 007 NB

Time	License Plate	Time	License Plate
11:11 AM	23T2	**11:17 AM**	23T2
Total		*1*	

005 WB to 008 SB

Time	License Plate	Time	License Plate
Total		*0*	

005 WB to 009 SB

Time	License Plate	Time	License Plate
Total		*0*	

005 WB to 010 NB

Time	License Plate	Time	License Plate
Total		*0*	

005 WB to 011 SB

Time	License Plate	Time	License Plate
12:29 PM	P383	**12:53 PM**	P383
Total		*1*	

005 WB to 012 WB

Time	License Plate	Time	License Plate
11:07 AM	9567	**11:10 AM**	9567
12:10 PM	J166	**12:38 PM**	J166
Total		*2*	

8

PM

005 WB to 001 NB

Time	License Plate	Time	License Plate
Total		*0*	

005 WB to 002 NB

Time	License Plate	Time	License Plate
Total		*0*	

005 WB to 003 NB

Time	License Plate	Time	License Plate
4:05 PM	V094	**4:06 PM**	V094
4:07 PM	J858	**4:09 PM**	J858
4:15 PM	K651	**4:16 PM**	K651
4:19 PM	37N3	**4:25 PM**	37N3
4:26 PM	T019	**4:27 PM**	T019
4:38 PM	G014	**4:39 PM**	G014
5:29 PM	H449	**5:36 PM**	H449
5:34 PM	2023	**5:43 PM**	2023
Total		*8*	

005 WB to 004 NB

Time	License Plate	Time	License Plate
4:43 PM	N605	**4:47 PM**	N605
Total		*1*	

005 WB to 006 SB

Time	License Plate	Time	License Plate
Total		*0*	

005 WB to 007 NB

Time	License Plate	Time	License Plate
Total		*0*	

005 WB to 008 SB

Time	License Plate	Time	License Plate
Total		*0*	

005 WB to 009 SB

Time	License Plate	Time	License Plate
Total		*0*	

005 WB to 010 NB

Time	License Plate	Time	License Plate
Total		*0*	

005 WB to 011 SB

Time	License Plate	Time	License Plate
Total		*0*	

005 WB to 012 WB

Time	License Plate	Time	License Plate
5:11 PM	W911	**5:13 PM**	W911
Total		*1*	

10

30

ATTACHMENT 3 - 1775

Prepared by National Data & Surveying Services

License Plate Study

Project: 23-020032
City: Burbank

WITHIN 5 MIN THRESHOLD

Date: 1/19/2023
Day: Thursday

AM

006 NB to 001 NB

Time	License Plate	Time	License Plate
7:47 AM	C991	8:01 AM	C991
Total		*1*	

006 NB to 002 NB

Time	License Plate	Time	License Plate
Total		*0*	

006 NB to 003 NB

Time	License Plate	Time	License Plate
7:35 AM	L998	7:38 AM	L998
7:40 AM	W000	7:43 AM	W000
7:49 AM	K088	7:56 AM	K088
7:52 AM	J512	8:01 AM	J512
7:56 AM	C713	8:02 AM	C713
Total		*5*	

006 NB to 004 NB

Time	License Plate	Time	License Plate
7:44 AM	T504	7:46 AM	T504
8:24 AM	3166	8:28 AM	3166
8:42 AM	M140	8:45 AM	M140
Total		*3*	

006 NB to 005 EB

Time	License Plate	Time	License Plate
Total		*0*	

006 NB to 007 NB

Time	License Plate	Time	License Plate
Total		*0*	

006 NB to 008 SB

Time	License Plate	Time	License Plate
Total		*0*	

006 NB to 009 SB

Time	License Plate	Time	License Plate
Total		*0*	

006 NB to 010 NB

Time	License Plate	Time	License Plate
Total		*0*	

006 NB to 011 SB

Time	License Plate	Time	License Plate
Total		*0*	

006 NB to 012 WB

Time	License Plate	Time	License Plate
Total		*0*	

9

MD

006 NB to 001 NB

Time	License Plate	Time	License Plate
Total		*0*	

006 NB to 002 NB

Time	License Plate	Time	License Plate
Total		*0*	

006 NB to 003 NB

Time	License Plate	Time	License Plate
12:30 PM	W542	12:42 PM	W542
		1	

006 NB to 004 NB

11:17 AM	A227	11:21 AM	A227
11:26 AM	1531	11:36 AM	1531
12:20 PM	6594	12:21 PM	6594
~~12:25 PM~~	~~0267~~	~~12:24 PM~~	~~A021~~
12:25 PM	0267	12:26 PM	267
12:40 PM	G362	12:42 PM	G362
12:42 PM	P257	12:44 PM	P257
Total		*7*	

006 NB to 005 EB

Time	License Plate	Time	License Plate
Total		*0*	

006 NB to 007 NB

Time	License Plate	Time	License Plate
Total		*0*	

006 NB to 008 SB

Time	License Plate	Time	License Plate
Total		*0*	

006 NB to 009 SB

Time	License Plate	Time	License Plate
Total		*0*	

006 NB to 010 NB

Time	License Plate	Time	License Plate
Total		*0*	

006 NB to 011 SB

Time	License Plate	Time	License Plate
Total		*0*	

006 NB to 012 WB

Time	License Plate	Time	License Plate
Total		*0*	

8

PM

006 NB to 001 NB

Time	License Plate	Time	License Plate
Total		*0*	

006 NB to 002 NB

Time	License Plate	Time	License Plate
Total		*0*	

006 NB to 003 NB

Time	License Plate	Time	License Plate
4:02 PM	S389	4:03 PM	S389
4:02 PM	K088	4:05 PM	K088
5:03 PM	N296	5:04 PM	N296
5:49 PM	M781	5:51 PM	M781
Total		*4*	

006 NB to 004 NB

Time	License Plate	Time	License Plate
5:07 PM	U856	5:23 PM	U856
Total		*1*	

006 NB to 005 EB

Time	License Plate	Time	License Plate
Total			

006 NB to 007 NB

Time	License Plate	Time	License Plate
Total		*0*	

006 NB to 008 SB

Time	License Plate	Time	License Plate
Total		*0*	

006 NB to 009 SB

Time	License Plate	Time	License Plate
Total		*0*	

006 NB to 010 NB

Time	License Plate	Time	License Plate
Total		*0*	

006 NB to 011 SB

Time	License Plate	Time	License Plate
Total		*0*	

006 NB to 012 WB

Time	License Plate	Time	License Plate
Total		*0*	

5

22

Prepared by National Data & Surveying Services

License Plate Study

Project: 23-020032
City: Burbank

WITHIN 5 MIN THRESHOLD

Date: 1/19/2023
Day: Thursday

AM

007 SB to 001 NB

Time	License Plate	Time	License Plate
Total		*0*	

007 SB to 002 NB

Time	License Plate	Time	License Plate
Total		*0*	

007 SB to 003 NB

Time	License Plate	Time	License Plate
Total		*0*	

007 SB to 004 NB

Time	License Plate	Time	License Plate
Total		*0*	

007 SB to 005 EB

Time	License Plate	Time	License Plate
7:52 AM	R128	7:58 AM	R128
Total		*1*	

007 SB to 006 SB

Time	License Plate	Time	License Plate
7:45 AM	GRSS	7:52 AM	GRSS
Total		*1*	

007 SB to 008 SB

Time	License Plate	Time	License Plate
Total		*0*	

007 SB to 009 SB

Time	License Plate	Time	License Plate
Total		*0*	

007 SB to 010 NB

Time	License Plate	Time	License Plate
Total		*0*	

007 SB to 011 SB

Time	License Plate	Time	License Plate
Total		*0*	

007 SB to 012 WB

Time	License Plate	Time	License Plate
Total		*0*	

2

MD

007 SB to 001 NB

Time	License Plate	Time	License Plate
11:39 AM	N790	12:47 PM	N790
7:46 AM	M314	7:59 AM	M314
Total		*2*	

007 SB to 002 NB

Time	License Plate	Time	License Plate
Total		*0*	

007 SB to 003 NB

Time	License Plate	Time	License Plate
		0	

007 SB to 004 NB

Total		*0*	

007 SB to 005 EB

Time	License Plate	Time	License Plate
12:15 PM	W301	12:16 PM	W301
12:44 PM	M379	12:47 PM	M379
Total		*2*	

007 SB to 006 SB

Time	License Plate	Time	License Plate
11:47 AM	64V2	11:51 AM	64V2
11:54 AM	T711	11:56 AM	T711
Total		*2*	

007 SB to 008 SB

Time	License Plate	Time	License Plate
Total		*0*	

007 SB to 009 SB

Time	License Plate	Time	License Plate
Total		*0*	

007 SB to 010 NB

Time	License Plate	Time	License Plate
Total		*0*	

007 SB to 011 SB

Time	License Plate	Time	License Plate
Total		*0*	

007 SB to 012 WB

Time	License Plate	Time	License Plate
11:53 AM	TMFC	12:08 PM	TMFC
12:45 PM	E401	12:46 PM	E401
Total		*2*	

8

PM

007 SB to 001 NB

Time	License Plate	Time	License Plate
Total		*0*	

007 SB to 002 NB

Time	License Plate	Time	License Plate
Total		*0*	

007 SB to 003 NB

Time	License Plate	Time	License Plate
Total		*0*	

007 SB to 004 NB

Time	License Plate	Time	License Plate
Total		*0*	

007 SB to 005 EB

Time	License Plate	Time	License Plate
Total		*0*	

007 SB to 006 SB

Time	License Plate	Time	License Plate
Total		*0*	

007 SB to 008 SB

Time	License Plate	Time	License Plate
Total		*0*	

007 SB to 009 SB

Time	License Plate	Time	License Plate
Total		*0*	

007 SB to 010 NB

Time	License Plate	Time	License Plate
Total		*0*	

007 SB to 011 SB

Time	License Plate	Time	License Plate
Total		*0*	

007 SB to 012 WB

Time	License Plate	Time	License Plate
4:46 PM	TSLA	5:16 PM	TSLA
Total		*1*	

1

11

Prepared by National Data & Surveying Services

License Plate Study

Project: 23-020032
City: Burbank

WITHIN 5 MIN THRESHOLD

Date: 1/19/2023
Day: Thursday

AM

008 NB to 001 NB

Time	License Plate	Time	License Plate
7:08 AM	2956	7:09 AM	2956
7:18 AM	W681	7:19 AM	W681
7:33 AM	N178	8:20 AM	N178
7:34 AM	4571	7:35 AM	4571
7:41 AM	24L2	7:42 AM	24L2
7:41 AM	6R11	8:44 AM	6R11
7:50 AM	N385	8:18 AM	N385
7:58 AM	M314	7:59 AM	M314
7:58 AM	B373	8:37 AM	B373
8:03 AM	10Y2	8:03 AM	10Y2
8:08 AM	ML16	8:09 AM	ML16
8:08 AM	V667	8:09 AM	V667
8:09 AM	NP	8:10 AM	NP
8:21 AM	F092	8:23 AM	F092
8:36 AM	U890	8:37 AM	U890
8:39 AM	ZULA	8:40 AM	ZULA
Total		*16*	

008 NB to 002 NB

Time	License Plate	Time	License Plate
Total		*0*	

008 NB to 003 NB

Time	License Plate	Time	License Plate
Total		*0*	

008 NB to 004 NB

Time	License Plate	Time	License Plate
Total		*0*	

008 NB to 005 EB

Time	License Plate	Time	License Plate
Total		*0*	

008 NB to 006 SB

Time	License Plate	Time	License Plate
7:44 AM	L300	8:11 AM	L300
7:58 AM	X545	8:34 AM	X545
Total		*2*	

008 NB to 007 NB

Time	License Plate	Time	License Plate
Total		*0*	

008 NB to 009 SB

Time	License Plate	Time	License Plate
Total		*0*	

008 NB to 010 NB

Time	License Plate	Time	License Plate
Total		*0*	

008 NB to 011 SB

Time	License Plate	Time	License Plate
7:12 AM	1643	7:49 AM	1643
Total		*1*	

008 NB to 012 WB

Time	License Plate	Time	License Plate
Total		*0*	

MD

008 NB to 001 NB

Time	License Plate	Time	License Plate
11:02 AM	S736	11:03 AM	S736
11:05 AM	P050	11:07 AM	P050
11:24 AM	Y031	11:25 AM	Y031
11:26 AM	V183	11:29 AM	V183
11:34 AM	L836	11:37 AM	L836
11:40 AM	X983	11:41 AM	X983
11:41 AM	9L8I	11:42 AM	9L8I
11:41 AM	5NLI	11:42 AM	5NLI
11:58 AM	Z083	12:01 PM	Z083
12:03 PM	8053	12:05 PM	8053
12:03 PM	E613	12:05 PM	E613
12:08 PM	L216	12:09 PM	L216
12:23 PM	V907	12:23 PM	V907
12:23 PM	D886	12:24 PM	D886
12:25 PM	YWFE	12:27 PM	YWFE
12:25 PM	DSGN	12:27 PM	DSGN
12:25 PM	C222	12:27 PM	C222
12:30 PM	M3L3	12:33 PM	M3L3
12:31 PM	J865	12:33 PM	J865
12:35 PM	H466	12:37 PM	H466
12:36 PM	Z668	12:39 PM	Z668
12:37 PM	D521	12:39 PM	D521
12:37 PM	X392	12:41 PM	X392
12:40 PM	T976	12:43 PM	T976
12:45 PM	N790	12:47 PM	N790
12:50 PM	A008	12:51 PM	A008
12:50 PM	M463	12:51 PM	M463
12:58 PM	T483	12:59 PM	T483
12:58 PM	P045	12:59 PM	P045
Total		*29*	

008 NB to 002 NB

Time	License Plate	Time	License Plate
Total		*0*	

008 NB to 003 NB

Time	License Plate	Time	License Plate
12:35 PM	S303	12:51 PM	S303
		1	

008 NB to 004 NB

Time	License Plate	Time	License Plate
Total		*0*	

008 NB to 005 EB

Time	License Plate	Time	License Plate
Total		*0*	

008 NB to 006 SB

Time	License Plate	Time	License Plate
Total		*0*	

008 NB to 007 NB

Time	License Plate	Time	License Plate
Total		*0*	

008 NB to 009 SB

Time	License Plate	Time	License Plate
Total		*0*	

008 NB to 010 NB

Time	License Plate	Time	License Plate
Total		*0*	

008 NB to 011 SB

Time	License Plate	Time	License Plate
Total		*0*	

PM

008 NB to 001 NB

Time	License Plate	Time	License Plate
4:03 PM	V706	4:04 PM	V706
4:04 PM	NVUS	4:05 PM	NVUS
4:04 PM	G150	4:06 PM	G150
4:05 PM	Z814	4:06 PM	Z814
4:09 PM	X608	4:11 PM	X608
4:10 PM	J161	4:11 PM	J161
4:35 PM	4Z96	4:37 PM	4Z96
4:58 PM	M922	5:00 PM	M922
4:58 PM	E901	5:00 PM	E901
4:58 PM	1972	5:02 PM	1972
5:21 PM	S446	5:23 PM	S446
5:22 PM	RP10	5:23 PM	RP10
5:22 PM	A792	5:23 PM	A792
5:37 PM	J085	5:40 PM	J085
5:37 PM	1SBR	5:40 PM	1SBR
5:38 PM	7163	5:40 PM	7163
5:45 PM	B864	5:47 PM	B864
5:52 PM	U192	5:54 PM	U192
5:56 PM	L315	5:59 PM	L315
Total		*19*	

008 NB to 002 NB

Time	License Plate	Time	License Plate
Total		*0*	

008 NB to 003 NB

Time	License Plate	Time	License Plate
Total		*0*	

008 NB to 004 NB

Time	License Plate	Time	License Plate
Total		*0*	

008 NB to 005 EB

Time	License Plate	Time	License Plate
Total		*0*	

008 NB to 006 SB

Time	License Plate	Time	License Plate
Total		*0*	

008 NB to 007 NB

Time	License Plate	Time	License Plate
Total		*0*	

008 NB to 009 SB

Time	License Plate	Time	License Plate
Total		*0*	

008 NB to 010 NB

Time	License Plate	Time	License Plate
Total		*0*	

008 NB to 011 SB

Time	License Plate	Time	License Plate
Total		*0*	

008 NB to 012 WB

Time	License Plate	Time	License Plate
Total		*0*	

008 NB to 012 WB			
Time	License Plate	Time	License Plate
Total		*0*	

19 30 19

68

Prepared by National Data & Surveying Services

License Plate Study

Project: 23-020032
City: Burbank

WITHIN 5 MIN THRESHOLD

Date: 1/19/2023
Day: Thursday

AM

009 NB to 001 NB			
Time	License Plate	Time	License Plate
Total		*0*	

009 NB to 002 NB			
Time	License Plate	Time	License Plate
Total		*0*	

009 NB to 003 NB			
Time	License Plate	Time	License Plate
Total		*0*	

009 NB to 004 NB			
Time	License Plate	Time	License Plate
Total		*0*	

009 NB to 005 EB			
Time	License Plate	Time	License Plate
Total		*0*	

009 NB to 006 SB			
Time	License Plate	Time	License Plate
Total		*0*	

009 NB to 007 NB			
Time	License Plate	Time	License Plate
Total		*0*	

009 NB to 008 SB			
Time	License Plate	Time	License Plate
Total		*0*	

009 NB to 010 NB			
Time	License Plate	Time	License Plate
Total		*0*	

009 NB to 011 SB			
Time	License Plate	Time	License Plate
Total		*0*	

009 NB to 012 WB			
Time	License Plate	Time	License Plate
Total		*0*	

0

MD

009 NB to 001 NB			
Time	License Plate	Time	License Plate
Total		*0*	

009 NB to 002 NB			
Time	License Plate	Time	License Plate
Total		*0*	

009 NB to 003 NB			
Time	License Plate	Time	License Plate
		0	

009 NB to 004 NB			
Total		*0*	

009 NB to 005 EB			
Time	License Plate	Time	License Plate
Total		*0*	

009 NB to 006 SB			
Time	License Plate	Time	License Plate
Total		*0*	

009 NB to 007 NB			
Time	License Plate	Time	License Plate
Total		*0*	

009 NB to 008 SB			
Time	License Plate	Time	License Plate
Total		*0*	

009 NB to 010 NB			
Time	License Plate	Time	License Plate
Total		*0*	

009 NB to 011 SB			
Time	License Plate	Time	License Plate
Total		*0*	

009 NB to 012 WB			
Time	License Plate	Time	License Plate
Total		*0*	

0

PM

009 NB to 001 NB			
Time	License Plate	Time	License Plate
Total		*0*	

009 NB to 002 NB			
Time	License Plate	Time	License Plate
Total		*0*	

009 NB to 003 NB			
Time	License Plate	Time	License Plate
Total		*0*	

009 NB to 004 NB			
Time	License Plate	Time	License Plate
Total		*0*	

009 NB to 005 EB			
Time	License Plate	Time	License Plate
Total		*0*	

009 NB to 006 SB			
Time	License Plate	Time	License Plate
Total		*0*	

009 NB to 007 NB			
Time	License Plate	Time	License Plate
Total		*0*	

009 NB to 008 SB			
Time	License Plate	Time	License Plate
Total		*0*	

009 NB to 010 NB			
Time	License Plate	Time	License Plate
Total		*0*	

009 NB to 011 SB			
Time	License Plate	Time	License Plate
Total		*0*	

009 NB to 012 WB			
Time	License Plate	Time	License Plate
Total		*0*	

0

0

Prepared by National Data & Surveying Services

License Plate Study

Project: 23-020032
City: Burbank

WITHIN 5 MIN THRESHOLD

Date: 1/19/2023
Day: Thursday

AM

011 NB to 001 NB			
Time	License Plate	Time	License Plate
Total		*0*	

011 NB to 002 NB			
Time	License Plate	Time	License Plate
Total		*0*	

011 NB to 003 NB			
Time	License Plate	Time	License Plate
Total		*0*	

011 NB to 004 NB			
Time	License Plate	Time	License Plate
Total		*0*	

011 NB to 005 EB			
Time	License Plate	Time	License Plate
Total		*0*	

011 NB to 006 SB			
Time	License Plate	Time	License Plate
Total		*0*	

011 NB to 007 NB			
Time	License Plate	Time	License Plate
Total		*0*	

011 NB to 008 SB			
Time	License Plate	Time	License Plate
Total		*0*	

011 NB to 009 SB			
Time	License Plate	Time	License Plate
Total		*0*	

011 NB to 010 NB			
Time	License Plate	Time	License Plate
Total		*0*	

011 NB to 012 WB			
Time	License Plate	Time	License Plate
Total		*0*	

0

MD

011 NB to 001 NB			
Time	License Plate	Time	License Plate
Total		*0*	

011 NB to 002 NB			
Time	License Plate	Time	License Plate
Total		*0*	

011 NB to 003 NB			
Time	License Plate	Time	License Plate
		0	

011 NB to 004 NB			
Total		*0*	

011 NB to 005 EB			
Time	License Plate	Time	License Plate
Total		*0*	

011 NB to 006 SB			
Time	License Plate	Time	License Plate
Total		*0*	

011 NB to 007 NB			
Time	License Plate	Time	License Plate
Total		*0*	

011 NB to 008 SB			
Time	License Plate	Time	License Plate
Total		*0*	

011 NB to 009 SB			
Time	License Plate	Time	License Plate
Total		*0*	

011 NB to 010 NB			
Time	License Plate	Time	License Plate
Total		*0*	

011 NB to 012 WB			
Time	License Plate	Time	License Plate
Total		*0*	

0

PM

011 NB to 001 NB			
Time	License Plate	Time	License Plate
Total		*0*	

011 NB to 002 NB			
Time	License Plate	Time	License Plate
Total		*0*	

011 NB to 003 NB			
Time	License Plate	Time	License Plate
Total		*0*	

011 NB to 004 NB			
Time	License Plate	Time	License Plate
Total		*0*	

011 NB to 005 EB			
Time	License Plate	Time	License Plate
Total		*0*	

011 NB to 006 SB			
Time	License Plate	Time	License Plate
Total		*0*	

011 NB to 007 NB			
Time	License Plate	Time	License Plate
Total		*0*	

011 NB to 008 SB			
Time	License Plate	Time	License Plate
Total		*0*	

011 NB to 009 SB			
Time	License Plate	Time	License Plate
Total		*0*	

011 NB to 010 NB			
Time	License Plate	Time	License Plate
Total		*0*	

011 NB to 012 WB			
Time	License Plate	Time	License Plate
Total		*0*	

0

0

Prepared by National Data & Surveying Services

License Plate Study

Project: 23-020032
City: Burbank

WITHIN 5 MIN THRESHOLD

Date: 1/19/2023
Day: Thursday

AM

012 EB to 001 NB

Time	License Plate	Time	License Plate
Total		*0*	

012 EB to 002 NB

Time	License Plate	Time	License Plate
Total		*0*	

012 EB to 003 NB

Time	License Plate	Time	License Plate
Total		*0*	

012 EB to 004 NB

Time	License Plate	Time	License Plate
Total		*0*	

012 EB to 005 EB

Time	License Plate	Time	License Plate
7:18 AM	5N66	**7:23 AM**	5N66
7:46 AM	F378	**7:50 AM**	F378
8:18 AM	5192	**8:21 AM**	5192
8:23 AM	L662	**8:25 AM**	4292
Total		*4*	

012 EB to 006 SB

Time	License Plate	Time	License Plate
Total		*0*	

012 EB to 007 NB

Time	License Plate	Time	License Plate
Total		*0*	

012 EB to 008 SB

Time	License Plate	Time	License Plate
Total		*0*	

012 EB to 009 SB

Time	License Plate	Time	License Plate
Total		*0*	

012 EB to 010 NB

Time	License Plate	Time	License Plate
Total		*0*	

012 EB to 011 SB

Time	License Plate	Time	License Plate
Total		*0*	

4

MD

012 EB to 001 NB

Time	License Plate	Time	License Plate
Total			

012 EB to 002 NB

Time	License Plate	Time	License Plate
Total		*0*	

012 EB to 003 NB

Time	License Plate	Time	License Plate
11:03 AM	V915	**12:40 PM**	V915
11:08 AM	N407	**12:15 PM**	N407
		2	

012 EB to 004 NB

Total		*0*	

012 EB to 005 EB

Time	License Plate	Time	License Plate
11:32 AM	C462	**11:37 AM**	C462
Total		*1*	

012 EB to 006 SB

Time	License Plate	Time	License Plate
Total		*0*	

012 EB to 007 NB

Time	License Plate	Time	License Plate
Total		*0*	

012 EB to 008 SB

Time	License Plate	Time	License Plate
11:27 AM	1413	**11:58 AM**	1413
Total		*1*	

012 EB to 009 SB

Time	License Plate	Time	License Plate
Total		*0*	

012 EB to 010 NB

Time	License Plate	Time	License Plate
Total		*0*	

012 EB to 011 SB

Time	License Plate	Time	License Plate
Total		*0*	

4

PM

012 EB to 001 NB

Time	License Plate	Time	License Plate
Total		*0*	

012 EB to 002 NB

Time	License Plate	Time	License Plate
Total			

012 EB to 003 NB

Time	License Plate	Time	License Plate
5:33 PM	2023	**5:43 PM**	2023
Total		*1*	

012 EB to 004 NB

Time	License Plate	Time	License Plate
Total		*0*	

012 EB to 005 EB

Time	License Plate	Time	License Plate
4:43 PM	V133	**4:46 PM**	V133
4:47 PM	S416	**4:48 PM**	S416
5:53 PM	W527	**5:55 PM**	W527
Total		*3*	

012 EB to 006 SB

Time	License Plate	Time	License Plate
Total		*0*	

012 EB to 007 NB

Time	License Plate	Time	License Plate
Total		*0*	

012 EB to 008 SB

Time	License Plate	Time	License Plate
4:45 PM	F092	**5:06 PM**	F092
Total		*1*	

012 EB to 009 SB

Time	License Plate	Time	License Plate
Total		*0*	

012 EB to 010 NB

Time	License Plate	Time	License Plate
Total		*0*	

012 EB to 011 SB

Time	License Plate	Time	License Plate
Total		*0*	

5

Appendix I

City of Burbank Speed Hump Policy

SPEED HUMP POLICY

(Revised May 17, 2022)

DESCRIPTION

Speed Humps are an effective traffic calming device designed to help reduce vehicular speeding on low volume, low speed roads when implemented under the right conditions. The City of Burbank utilizes three different types: speed humps, speed cushions, and speed tables.

- ✓ Speed humps are parabolic in shape and are 12-foot-long by 3-inch (±1/8") high and are the most common.
- ✓ Speed cushions are modified speed humps; designed to avoid excessive discomfort or damage to emergency vehicles by making separations in the hump.
- ✓ Speed tables are longer speed humps that may be used on streets with steeper grades.

There is no cost to the residents to install speed humps as long as all requirements have been met. The City may remove any or all of the humps at any time for safety reasons.

ADVANTAGES AND DISADVANTAGES OF SPEED HUMPS

Although the main advantage of speed humps is speed reduction, there are several advantages and disadvantages observed after the installation of speed humps.

ADVANTAGES

Speed Reduction – Speed humps are effective in reducing the speed of vehicles traveling over the speed limit on residential streets.

Cut-Through Traffic Reduction – Speed humps may discourage drivers from using the traffic calmed street to bypass a major street, therefore reducing the volume of vehicles.

Accident Frequency Reduction – The installation of speed humps may reduce the frequency of accidents caused by speeding.

DISADVANTAGES

Noise – Vehicles travelling over speed humps may increase noise levels in a neighborhood.

Delayed Emergency Response – Emergency vehicles, such as ambulances and fire trucks, may need to reduce speed when travelling over speed humps. This may increase emergency response time.

Aesthetics – Speed hump and warning signs placed in front of a residential property may impact curb appeal or neighborhood aesthetics. Street sweepers may also have difficulty vacuuming debris near speed humps.

Traffic diversion – Speed humps may cause drivers to divert to parallel residential streets.

Accidents Caused by Reckless Drivers – Driving over a speed hump at very high speeds may cause a vehicle to accelerate vertically and drivers may respond irregularly. This could impact the severity of potential accidents caused by reckless driving.

SPEED HUMP POLICY

(Revised May 17, 2022)

SPEED HUMP INSTALLATION CRITERIA & ELIGIBILITY

All of the following criteria must be met for a street to be eligible for the installation of speed humps:

1. Street Classification – Streets must be classified as local or collector street per the Burbank General Plan. Streets must also be residential in nature. Commercial areas do not qualify for speed humps. Alleys do not qualify for speed humps.

2. Street Width and Number of Lanes – The maximum street width is 44-feet with one travel lane in each direction.

3. Minimum Speed – Streets must have a posted or prima facie speed limit of 25 mph or lower. The measured 85th percentile speed (i.e., "critical speed") shall be 30 mph or more.

4. Traffic Volume – Streets must have a minimum of 500 vehicles per day and no more than a maximum of 5,000 vehicles per day.

5. Street Grades – Streets with grades of 5% or less may qualify for speed humps. Streets with grades between 5% and less than 8% may qualify for speed tables. Streets with grades of 8% or greater do not qualify for installation of speed humps or speed tables.

6. Street Length – Speed humps or speed tables shall only be installed on blocks longer than 250 feet. A minimum of two speed humps must be installed per project.

7. Horizontal Alignment & Visibility – Speed humps cannot be installed on horizontal curves where visibility is less than 150 feet.

8. Truck or Transit Routes – Speed humps cannot be installed on streets that have been designated as a truck route or transit route.

9. Emergency Routes – Speed humps cannot be installed on streets designated as emergency routes. Speed cushions can be considered with approval from emergency services.

10. Street Condition – Speed humps cannot be installed on streets with known drainage or flooding issues or poor pavement conditions. If the pavement condition is poor, speed humps will be installed once the pavement condition has been resolved.

11. Petition – A speed hump petition form that is signed by one person from each property or dwelling unit, either owner or resident. The petition contact person has contacted and noted on the petition at least 80% of the total owner/residents impacted. The number of "in favor" signatures comprise at least two-thirds (67%) of the total owners/residents on the streets impacted.

SPEED HUMP POLICY

(Revised May 17, 2022)

REQUEST AND APPROVAL PROCESS

Step 1: Make A Request

Residents can request speed humps by contacting Public Works by phone, email or the City of Burbank website at:
Phone: (818) 238-3915 (7:30 a.m. – 4:00 p.m., M-Th)
Email: traffic@burbankca.gov
Web: https://www.burbankca.gov/web/public-works/traffic

Step 2: Preliminary Engineering Field Survey

Public Works staff will conduct an engineering field survey to determine if the location meets the speed hump installation criteria and eligibility.

Step 3: Petition

If all of the preliminary criteria have been met, Public Works staff will provide the applicant with a petition form and a vicinity map with proposed speed hump locations. The resident must circulate the petition to the impacted properties. A valid & complete petition must meet the following requirements:

- ✓ At least 80% of the total impacted properties on the street must be contacted and noted on the petition.
- ✓ There must be support from a minimum of two-thirds (67%) of the total impacted properties on the street.
- ✓ Only authorized owners or representatives of the property may sign the petition. For multi-unit complexes, the owner or authorized manager/representative may sign the petition on behalf of the entire complex.
- ✓ Streets that are abutted by a school, fire station, or park must also obtain the required support from each entity.
- ✓ Before signing the petition, property owners must be provided the Speed Hump Policy and be notified that a sign and/or bump may be installed in front of their property.
- ✓ The petition must be completed and submitted to the Public Works Department within 12 months of receiving the petition.

Step 4: Approval & Installation

Upon receipt of a valid petition, Public Works staff will conduct an engineering and installation study to determine the location and appropriate placement of signage, pavement markings, and speed humps. If all criteria are satisfied, speed humps will be installed when resources become available.

SPEED HUMP POLICY

(Revised May 17, 2022)

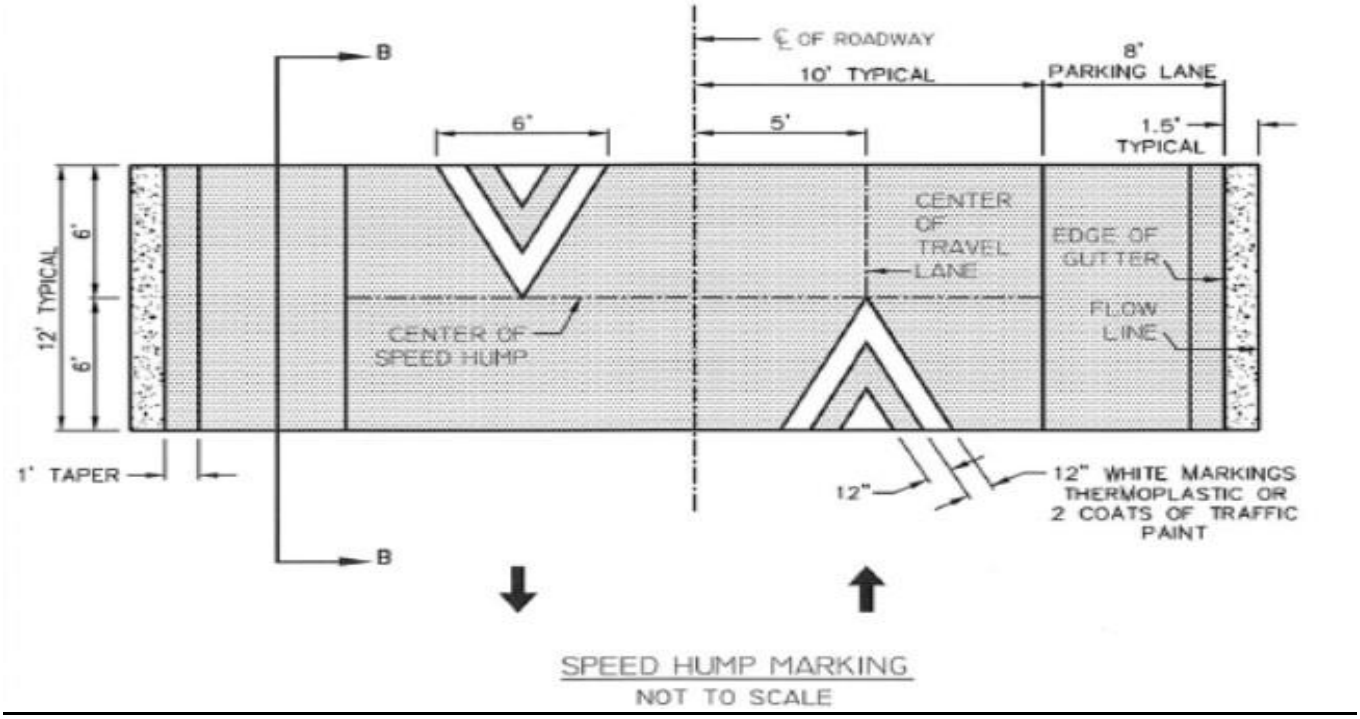

Ontario St.

TYPICAL SPEED HUMP

SPEED HUMP POLICY

(Revised May 17, 2022)

Bel Aire Dr.

TYPICAL SPEED CUSHION

Scandia Wy (Los Angeles)

TYPICAL SPEED TABLE