

A RESOLUTION OF THE COUNCIL OF THE CITY OF
BURBANK DECLARING THE RESULTS OF THE
SPECIAL ALL-MAIL BALLOT MUNICIPAL ELECTION
HELD ON OCTOBER 9, 2001.

THE COUNCIL OF THE CITY OF BURBANK FINDS:

A. Pursuant to Council Ordinance No. 3573, a Special All-Mail Ballot Municipal Election was conducted in the City of Burbank on Tuesday, October 9, 2001 for the purpose of submitting to the City electorate Measure A (Airport Development Measure), which is related to restricting the ability of the City to grant certain approvals to the Airport.

B. Pursuant to Burbank Municipal Code Section 11-608 and other applicable provisions of the Charter and ordinances of the City of Burbank, said Special Election was conducted by all-mail ballot and conducted pursuant to Chapter 2 of Division 4 of the California Elections Code only insofar as required by law, and only where not inconsistent with the Charter and ordinances of the City of Burbank. Notwithstanding Elections Code Section 4103, ballots cast in this Special Election had to be returned to the City Clerk no later than 7:00 p.m. on the Election Day.

C. It appears to the Council that notice of said Election was duly given, voting precincts were duly established for the purpose of reporting results, election officers were duly appointed for the designated drop-off sites in operation on October 6 and October 9, 2001, election supplies were furnished, the votes cast in said Election were received and canvassed by the City Clerk in the time, form, and manner required by law, and in all respects the Special Election was conducted in the manner required by law.

D. The City Clerk has certified the canvass of said Election returns, duly posted the results, and received no protests.

THE COUNCIL OF THE CITY OF BURBANK RESOLVES:

1. A Special All-Mail Ballot Election was conducted in the City of Burbank, County of Los Angeles, State of California, on Tuesday, October 9, 2001, in the time, form, and manner required by law.

2. The regular election precincts established for holding the last general statewide election were consolidated into 42 precincts numbered Precincts 1 through 197 for the reporting of said election results, as provided in Resolution No. 25,860 adopted October 24, 2000.


3. A total of 19,479 votes were cast in said Election by all-mail ballot voters.

4. The number of votes cast in each precinct for and against Measure A, are shown in the summary of the City Clerk which is marked "Exhibit A" attached hereto.

5. Measure A was approved by the majority of the votes cast, 11,319, and is therefore deemed law, and incorporated in the Burbank Municipal Code.


6. The City Clerk is directed to enter the Election results of the Special All-Mail Ballot Election in the minutes of the Council, in accordance with the City Charter and Section 11-2117 of the Elections Code of the City of Burbank.

PASSED and ADOPTED this 23rd day of October, 2001.



Bob Kramer
Mayor of the City of Burbank

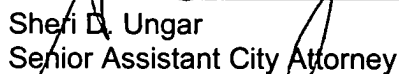
Attest:



Judie Sarquiz
City Clerk

Approved as to Form and Legal Content
Dennis A. Barlow, City Attorney

By:



Sheri D. Ungar
Senior Assistant City Attorney

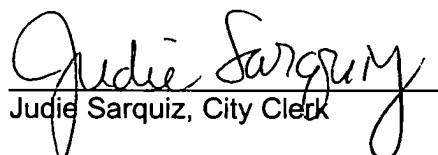
STATE OF CALIFORNIA)
COUNTY OF LOS ANGELES)
CITY OF BURBANK) ss.

I, Judie Sarquiz, City Clerk, do hereby certify that the foregoing Resolution was duly and regularly passed and adopted by the Council of the City of Burbank at its regular meeting held on the 23rd day of October, 2001, by the following vote:

AYES: Council Members Laurell, Murphy, Ramos and Kramer.

NOES: Council Members None.

ABSENT: Council Member Golonski.



Judie Sarquiz, City Clerk

City of Burbank
Municipal Election
Special Election - October 11, 2001
** Measure A **

26,116

PRECINCT NUMBER	Yes	No	Blank Votes	Over Votes	Total Ballots
1	370	382	0	0	752
2	120	100	1	0	221
8	321	316	2	0	639
9	243	318	2	0	563
13	380	348	2	0	730
19	270	262	1	0	533
24	198	259	4	0	461
42	185	105	1	0	291
131	382	315	1	0	698
132	154	118	0	0	272
134	477	297	1	0	775
135	155	179	3	0	337
136	430	315	2	1	748
138	294	270	2	0	566
139	165	180	0	2	347
141	148	198	1	0	347
142	360	221	1	0	582
146	264	123	1	0	388
148	152	107	0	0	259
149	167	260	0	0	427
154	167	125	1	0	293
157	120	97	2	0	219
158	138	78	0	0	216
159	137	127	1	0	265
160	329	250	2	1	582
161	240	125	0	0	365
163	227	135	0	0	362
167	379	294	0	0	673
170	116	94	0	0	210
172	181	143	1	0	325
175	166	135	0	0	301
176	333	202	1	0	536
177	366	249	0	0	615
180	570	287	2	0	859
182	530	279	1	0	810
184	266	108	1	0	375
186	588	164	1	0	753
187	359	92	1	0	452
191	270	113	1	0	384
193	233	108	1	0	342
194	233	115	0	0	348
197	136	122	0	0	258
TOTAL	11319	8115	41	4	19,479

EXHIBIT A

TOTAL VOTER TURNOUT

34 8%