

RESOLUTION NO 27,460

A RESOLUTION OF THE COUNCIL OF THE CITY OF
BURBANK DECLARING THE RESULTS OF THE 204-3
CONSOLIDATED GENERAL MUNICIPAL AND SPECIAL
ELECTIONS HELD ON APRIL 10, 2007

THE COUNCIL OF THE CITY OF BURBANK FINDS

A Consolidated General Municipal and Special Elections were conducted in the City of Burbank on Tuesday, April 10, 2007, for the purpose of electing candidates, for the terms of four years, to the following elective offices of the City and to submit to the electors of the City of Burbank the following seven (7) measures

- 1 Two offices of Council Member, succeeding Council Members Todd Campbell and Jef Vander Borcht, whose terms expire April 30, 2007,
- 2 Measure A – Increase in the Transient Occupancy Tax from 10% to a maximum of 12%,
- 3 Measure B – Charter Amendment to provide for an Appointed City Clerk,
- 4 Measure C – Charter Amendment to provide for an Appointed City Treasurer,
- 5 Measure D – Transition of Elected City Clerk and City Treasurer,
- 6 Measure E – Charter Amendment pertaining to Filling City Council Vacancies,
7. Measure F – Charter Amendment pertaining to Budget Adoption and Amendment, and,
- 8 Measure G – New Charter

B It appears to the Council that notice of said Elections was duly given, precincts were duly established, election officers were duly appointed, election supplies were furnished, the votes cast in said Elections were received and canvassed by the City

Clerk in the time, form and manner required by law, and in all respects the General Municipal and Special Elections were conducted in the manner required by law

C The City Clerk has certified the canvass of said Election returns, duly posted the results, and received no protests

THE COUNCIL OF THE CITY OF BURBANK RESOLVES

1 Consolidated General Municipal and Special Elections were conducted in the City of Burbank, County of Los Angeles, State of California, on Tuesday, April 10, 2007, in the time, form and manner required by law

2 The regular election precincts established for holding the last general statewide election were consolidated into 42 precincts numbered Precincts 1 through 193 for the conduct of said election, as provided in Resolution No 27,330 adopted October 3, 2006

3 A total of 10,316 votes were cast in said Election

4 The number of votes cast in each precinct and the names of the persons voted for and the office for which the votes were cast are shown in the summary of the City Clerk which is marked "Exhibit A" attached hereto

5 Gary R Bric and Anja Reinke were the two candidates receiving the highest number of votes for the Office of Member of the City Council and are declared to be duly and regularly elected to said office for a full term of four years

6 Measure A, Transient Occupancy Tax, was not approved by the voters and will not go into effect The total number of votes in favor of Measure A was 4,647 and the total number of votes against Measure A was 4,947

7 Measure B, Appointed City Clerk, was not approved by the voters and will not go into effect The total number of votes in favor of Measure B was 4,482 and the total number of votes against Measure B was 5,093

8 Measure C, Appointed City Treasurer, was not approved by the voters and will not go into effect The total number of votes in favor of Measure C was 4,329 and the total number of votes against Measure C was 5,028

9 Measure D, Transition of Appointed City Clerk and City Treasurer, was approved by the voters The total number of votes in favor of Measure D was 4,820 and the total number of votes against Measure D was 4,428 Measure D, however, was to provide for the orderly transition from an elected to an appointed City Clerk and City

Treasurer, should Measures B and C be adopted. Since Measures B and C were not approved by the voters, by its terms Measure D will not go into effect, and is declared void.

10 Measure E, Filling Council Vacancies, was approved by the voters and will go into effect. The total number of votes in favor of Measure E was 5,190 and the total number of votes against Measure E was 4,003.

11 Measure F, Budget Adoption and Amendment, was approved by the voters and will go into effect. The total number of votes in favor of Measure F was 4,934 and the total number of votes against Measure F was 4,294.

12 Measure G, New Charter, was approved by the voters and will go into effect. The total number of votes in favor of Measure G was 5,252 and the total number of votes against Measure G was 3,890.


13 The City Clerk is directed to enter the results of the General Municipal and Special Elections in the minutes of the Council, administer the oaths of office and present Certificates of Election in accordance with the City Charter and Sections 11-2117, 11-2118 and 11-2119 of the Elections Code of the City of Burbank.

PASSED and ADOPTED this 24 day of April, 2007




Todd Campbell,
Mayor of the City of Burbank

Attest



Josephine Wilson, Deputy City Clerk

Approved as to Form and Legal Content
Dennis A. Barlow, City Attorney


By Jina Oh, Assistant City Attorney


STATE OF CALIFORNIA)
COUNTY OF LOS ANGELES) ss
CITY OF BURBANK)

I, Josephine Wilson, Deputy City Clerk, do hereby certify that the foregoing Resolution was duly and regularly passed and adopted by the Council of the City of Burbank at its regular meeting held on the 24th day of April, 2007, by the following vote

AYES Council Members Golonski, Gordon, Vander Borgh and Campbell.

NOES Council Members None.

ABSENT Council Member Ramos.


Josephine Wilson, Deputy City Clerk

**CITY OF BURBANK
2007 GENERAL MUNICIPAL ELECTION
CITY COUNCIL RESULTS**

Precinct	Gary Bric	Phil Berlin	Anja Reinke	Carolyn Berlin	Total Votes Cast
1	318	146	319	135	482
2	63	67	69	76	155
3	184	110	183	126	321
5	48	36	52	30	85
8	165	57	149	74	236
9	125	65	123	56	194
10	155	111	167	113	299
11	168	43	158	49	222
12	137	122	148	137	287
13	415	136	389	138	569
14	99	63	106	61	171
17	43	28	43	37	81
19	89	66	80	62	167
25	236	153	230	168	419
28	121	73	125	81	217
31	123	66	123	68	201
33	264	157	241	146	433
42	47	33	51	28	84
132	55	30	56	32	94
134	135	51	126	45	195
135	296	66	292	71	387
138	207	102	195	110	325
141	162	55	153	52	222
142	95	52	84	55	159
146	159	88	157	91	264
149	208	54	200	43	270
150	166	72	172	80	256
154	83	72	91	77	196
158	85	92	92	100	192
162	135	37	136	46	188
163	99	44	97	43	152
166	178	84	195	90	297
176	168	109	188	104	305
177	104	68	113	64	180
179	207	95	207	105	325
180	140	87	156	79	241
181	155	71	166	69	238
182	178	95	197	98	312
186	87	60	72	62	152
187	212	120	208	101	336
191	95	76	89	66	166
193	92	56	88	70	162
Final	47	25	46	27	79
TOTAL	6,348	3,293	6,332	3,365	10,316

**CITY OF BURBANK
2007 GENERAL MUNICIPAL ELECTION
MEASURE A RESULTS**

Precinct	YES	NO	Total Votes Cast
1	249	203	482
2	62	85	155
3	132	169	321
5	34	46	85
8	124	99	236
9	100	85	194
10	130	139	299
11	101	102	222
12	106	159	287
13	255	260	569
14	82	77	171
17	30	48	81
19	65	88	167
25	192	196	419
28	84	116	217
31	71	107	201
33	193	216	433
42	40	41	84
132	38	53	94
134	85	92	195
135	204	158	387
138	152	148	325
141	103	104	222
142	68	81	159
146	102	149	264
149	134	118	270
150	144	97	256
154	80	90	196
158	65	117	192
162	76	97	188
163	60	81	152
166	129	142	297
176	150	142	305
177	72	97	180
179	152	151	325
180	126	96	241
181	105	108	238
182	138	157	312
186	67	80	152
187	178	142	336
191	68	91	166
193	70	81	162
Final	31	39	79
TOTAL	4,647	4,947	10,316

**CITY OF BURBANK
2007 GENERAL MUNICIPAL ELECTION
MEASURE B RESULTS**

	YES	NO	Total Votes Cast
Precinct			
1	224	231	482
2	74	72	155
3	128	174	321
5	44	34	85
8	105	117	236
9	77	102	194
10	139	130	299
11	101	98	222
12	101	165	287
13	221	289	569
14	88	70	171
17	33	44	81
19	82	71	167
25	159	229	419
28	91	112	217
31	85	95	201
33	170	233	433
42	40	41	84
132	40	52	94
134	90	88	195
135	185	179	387
138	148	161	325
141	99	104	222
142	73	75	159
146	113	141	264
149	108	141	270
150	128	108	256
154	101	73	196
158	73	108	192
162	61	108	188
163	53	88	152
166	123	148	297
176	151	144	305
177	71	99	180
179	149	150	325
180	110	111	241
181	91	124	238
182	149	148	312
186	58	86	152
187	171	146	336
191	65	93	166
193	71	80	162
Final	39	31	79
TOTAL	4,482	5,093	10,316

**CITY OF BURBANK
2007 GENERAL MUNICIPAL ELECTION
MEASURE C RESULTS**

	YES	NO	Total Votes Cast
Precinct			
1	216	227	482
2	76	61	155
3	123	162	321
5	45	34	85
8	100	120	236
9	77	100	194
10	127	132	299
11	94	99	222
12	97	159	287
13	203	282	569
14	88	68	171
17	35	43	81
19	84	70	167
25	159	223	419
28	89	108	217
31	78	98	201
33	165	230	433
42	43	39	84
132	41	47	94
134	83	85	195
135	173	183	387
138	131	174	325
141	102	93	222
142	75	69	159
146	104	143	264
149	114	131	270
150	126	106	256
154	94	73	196
158	70	110	192
162	68	98	188
163	56	79	152
166	119	147	297
176	150	144	305
177	66	99	180
179	138	163	325
180	107	107	241
181	85	128	238
182	146	149	312
186	54	89	152
187	162	151	336
191	67	88	166
193	64	82	162
Final	35	35	79
TOTAL	4,329	5,028	10,316

**CITY OF BURBANK
2007 GENERAL MUNICIPAL ELECTION
MEASURE D RESULTS**

Precinct	YES	NO	Total Votes Cast
1	244	198	482
2	84	52	155
3	137	149	321
5	44	33	85
8	113	102	236
9	87	89	194
10	143	110	299
11	108	85	222
12	113	141	287
13	231	241	569
14	91	63	171
17	35	42	81
19	100	53	167
25	173	201	419
28	104	91	217
31	87	87	201
33	192	199	433
42	39	43	84
132	48	37	94
134	89	76	195
135	203	148	387
138	158	147	325
141	124	70	222
142	78	65	159
146	113	131	264
149	117	121	270
150	136	94	256
154	93	71	196
158	80	99	192
162	77	89	188
163	56	75	152
166	127	135	297
176	156	134	305
177	74	91	180
179	162	135	325
180	118	95	241
181	99	112	238
182	155	137	312
186	67	76	152
187	181	126	336
191	66	87	166
193	76	70	162
Final	42	28	79
TOTAL	4,820	4,428	10,316

**CITY OF BURBANK
2007 GENERAL MUNICIPAL ELECTION
MEASURE E RESULTS**

Precinct	YES	NO	Total Votes Cast
1	246	195	482
2	89	49	155
3	151	134	321
5	45	32	85
8	137	79	236
9	109	66	194
10	165	82	299
11	115	77	222
12	127	123	287
13	258	215	569
14	90	63	171
17	36	41	81
19	91	57	167
25	191	184	419
28	113	84	217
31	95	78	201
33	192	200	433
42	51	31	84
132	48	37	94
134	95	71	195
135	204	148	387
138	155	144	325
141	112	79	222
142	91	51	159
146	129	116	264
149	126	114	270
150	154	74	256
154	102	59	196
158	99	79	192
162	83	80	188
163	67	66	152
166	134	128	297
176	164	124	305
177	89	74	180
179	179	112	325
180	127	82	241
181	94	118	238
182	160	127	312
186	80	62	152
187	192	111	336
191	75	74	166
193	86	59	162
Final	44	24	79
TOTAL	5,190	4,003	10,316

**CITY OF BURBANK
2007 GENERAL MUNICIPAL ELECTION
MEASURE F RESULTS**

Precinct	YES	NO	Total Votes Cast
1	237	201	482
2	84	54	155
3	136	149	321
5	49	29	85
8	128	89	236
9	99	82	194
10	172	81	299
11	119	75	222
12	116	137	287
13	238	240	569
14	93	63	171
17	32	45	81
19	95	55	167
25	166	204	419
28	101	95	217
31	86	84	201
33	180	211	433
42	43	38	84
132	43	41	94
134	77	87	195
135	207	142	387
138	157	146	325
141	111	82	222
142	85	58	159
146	111	134	264
149	116	126	270
150	136	90	256
154	103	59	196
158	94	85	192
162	83	81	188
163	60	73	152
166	149	111	297
176	155	134	305
177	81	82	180
179	154	139	325
180	123	90	241
181	108	103	238
182	153	138	312
186	73	69	152
187	193	114	336
191	77	76	166
193	72	72	162
Final	39	30	79
TOTAL	4,934	4,294	10,316

EXHIBIT A

**CITY OF BURBANK
2007 GENERAL MUNICIPAL ELECTION
MEASURE G RESULTS**

Precinct	YES	NO	Total Votes Cast
1	250	190	482
2	88	46	155
3	147	138	321
5	51	26	85
8	136	79	236
9	102	73	194
10	168	81	299
11	121	69	222
12	118	130	287
13	257	215	569
14	100	55	171
17	34	42	81
19	90	59	167
25	192	176	419
28	108	87	217
31	91	81	201
33	192	193	433
42	48	33	84
132	46	38	94
134	96	64	195
135	223	123	387
138	168	130	325
141	124	67	222
142	91	52	159
146	122	123	264
149	141	100	270
150	161	66	256
154	99	60	196
158	89	90	192
162	86	79	188
163	71	60	152
166	145	113	297
176	164	123	305
177	91	72	180
179	181	110	325
180	128	82	241
181	100	106	238
182	166	124	312
186	73	69	152
187	187	109	336
191	80	71	166
193	85	60	162
Final	42	26	79
TOTAL	5,252	3,890	10,316

EXHIBIT A