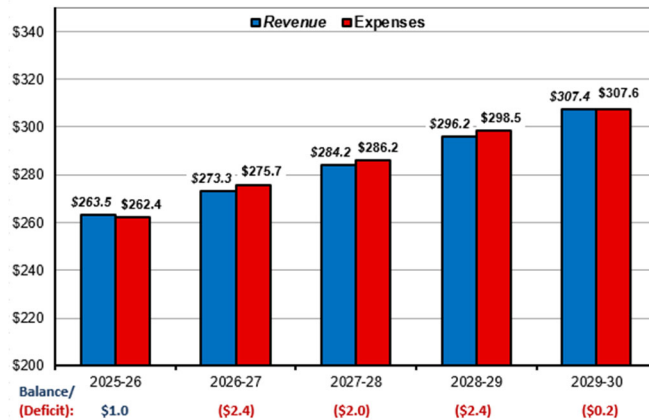


General Fund Forecast



The FY 2025-26 recurring General Fund balance is projected at \$1 million, with that balance giving way to a budget deficit of approximately \$2.4 million in FY 2026-27. It is staff's expectation that recurring revenue growth over the next five years will average 3.9% while recurring expenditures will average 4.6%. The average revenue growth in the current forecast includes projections of 1.4% for Sales Tax and 5% for Property Tax, the City's largest general fund revenue sources. The impact of tariffs, federal policy changes, and the recent wildfires to forecasted revenues remains uncertain for the coming year. Pension costs, labor agreements, rising insurance premiums, and increased costs for goods and services are all factors impacting the forecasted expenditure growth.

Burbank's cash position remains strong, with a projected non-recurring General Fund balance of \$21 million at the end of FY 2025-26 and over \$61 million in formal reserves. The City continues to identify ways to increase efficiencies and make strategic one-time investments in order to generate recurring budget savings.



Citywide Fee Schedule

In FY 2025-26, program and service fees remain in compliance with the City Council's adopted cost recovery policy. Adjustments were made based on the Consumer Price Index (CPI) to maintain the level of recovery for providing City services. Several new fees are being proposed, including fees for temporary encroachment in paid parking zones, processing fees for real estate services, and additional recycling and organics carts.

The City continues to offer the Burbank Program Activity and Service Subsidy (PASS) to residents in need of financial assistance for City services and programs.

Budget Schedule of Events

A dedicated City Council Meeting to review the Proposed Budget has been scheduled for May 6, 2025, with continued discussion scheduled for May 20, 2025. The public hearing and adoption of the FY 2025-26 Citywide Annual Budget and Fee Schedule will take place on June 3, 2025. The Burbank City Charter sets forth the legal requirements for the adoption of the City budget, which must be completed prior to June 30 of each year.



Additional Information

The Adopted Budget is available at the City Clerk's Office, the Financial Services Department, and all three public Library branches. It can also be viewed online on the City's website. Questions may be referred to the Financial Services Department at (818) 238-5500 or Budget@BurbankCA.gov.

City of Burbank

275 E. Olive Avenue,
Burbank, CA 91502



Fiscal Year (FY) 2025-26

Proposed Budget at a Glance

MAYOR
Nikki Perez

VICE MAYOR
Tamala Takahashi

COUNCIL MEMBERS
Konstantine Anthony
Zizette Mullins
Christopher Rizzotti

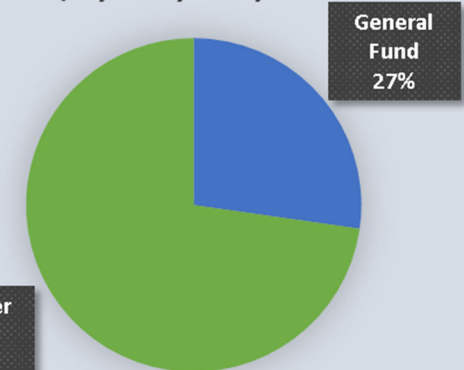
CITY MANAGER
Justin Hess



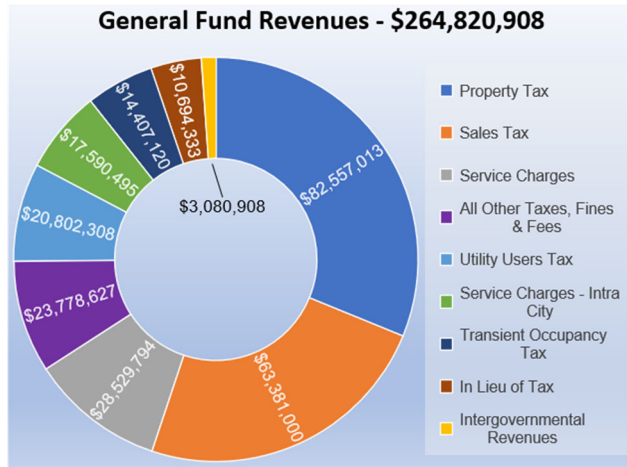
The Fiscal Year (FY) 2025-26 Proposed Budget is a financial document using projected revenues to create an expenditure plan approved by the City Manager and adopted by the City Council. The Proposed Budget takes into account the following goals established by the City Council:

- City Services
- Economic Development
- Housing
- Public Safety
- Quality of Life
- Sustainability
- Transportation /Traffic

Total City Appropriations \$1,008,988,882



Revenues



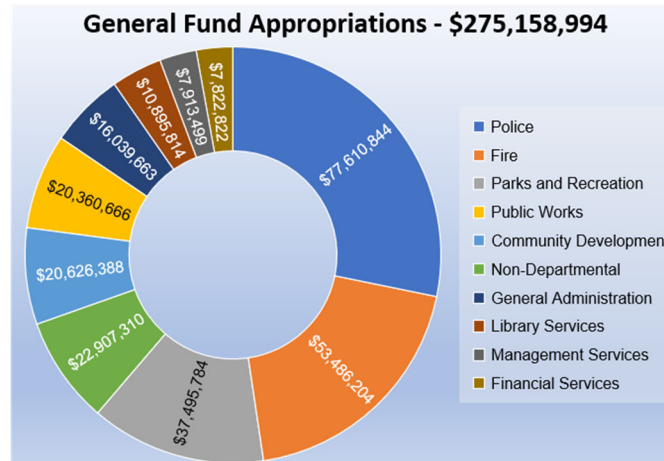
For FY 2025-26, General Fund revenues from all sources total \$265 million, representing 31% of all resources received by the City. Property Tax and Sales Tax are the top sources of revenues, accounting for 56% of General Fund recurring revenues, and are expected to have moderate growth in future years. Burbank's revenues are projected to increase by 3.5% from revised FY 2024-25 projections. Though not as robust as previous years, economic growth will remain stable, with several large-scale development projects in progress and the growth in property values from residential and commercial buildings.



THE FY 2025-26 BUDGET PROVIDES...

- Community programs and public service projects
- Fully accredited police, fire, and emergency medical services
- Affordable housing and homeless services
- Street paving and sidewalk maintenance
- Transportation and pedestrian safety improvements
- Maintenance of public parks and facilities
- Meals for seniors age 60+
- Reliable electric, water, refuse, and sewer services

Appropriations



The chart above highlights the Adopted General Fund appropriations of \$275 million for FY 2025-26. Nearly half of the General Fund budget is dedicated to safety services. Salaries and benefits comprise approximately 74% of the recurring General Fund budget.

The Adopted Budget reflects the City Council's goals and includes several initiatives that will provide long-term savings, such as paying down pension liabilities and the continued investment in the City's infrastructure. The Budget also fully funds the City's financial reserves in accordance with the City Council's Financial Policies.

ALL FUNDS


General Fund	\$275,158,994
General City Capital Projects	7,448,834
Special Revenue Funds	60,531,332
Internal Services Funds	100,215,980
Electric & Water (BWP)	484,986,403
Water Reclamation & Sewer	30,732,030
Refuse Collection & Disposal	28,832,960
Housing Authority	17,350,094
Parking Authority	1,475,486
Successor Agency	2,256,769

APPROPRIATIONS

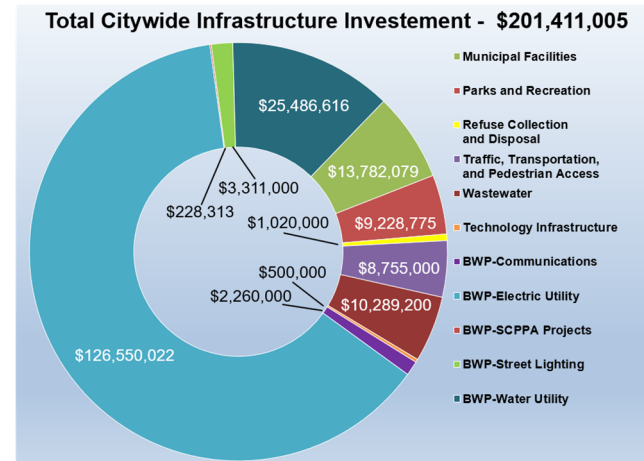
General Fund	\$275,158,994
General City Capital Projects	7,448,834
Special Revenue Funds	60,531,332
Internal Services Funds	100,215,980
Electric & Water (BWP)	484,986,403
Water Reclamation & Sewer	30,732,030
Refuse Collection & Disposal	28,832,960
Housing Authority	17,350,094
Parking Authority	1,475,486
Successor Agency	2,256,769

TOTAL CITY FUNDS

\$ 1,008,988,882



Capital Improvement Program



Capital Improvement Projects include:

- **\$4.9 Million** - Residential pavement and sidewalk rehabilitation, including the reconstruction of damaged curbs, driveways, gutters, and pedestrian ramps.
- **\$9.2 Million** - Park facility improvements include shade structure installations, ballfield lighting modernization, environmental analysis of the McCambridge Park pool replacement project, DeBell golf improvements, new flooring at the Animal Shelter, and expansion of the Sierra Room at the DeBell Clubhouse.
- **\$3.9 Million** - Traffic and transportation projects include Palm Avenue Paseo upgrades, phase 3 of the I-5 arterial improvements, light synchronization on Victory Boulevard, mobility network improvements in Downtown Burbank, and the complete streets missing sidewalks program.
- **\$13.8 Million** - Municipal facilities capital spending includes remodeling the kitchen at McCambridge Park, modernization of the Police Forensics Lab, roof repair and restoration, and improvements to 2244 North Buena Vista.

