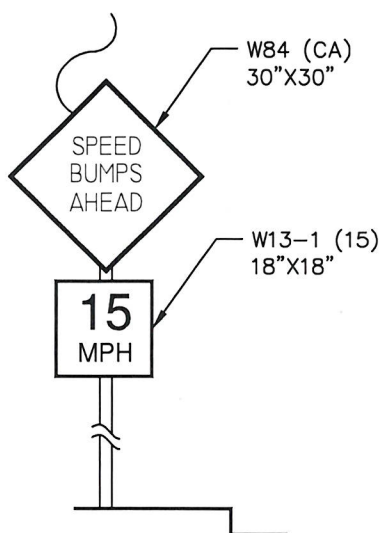
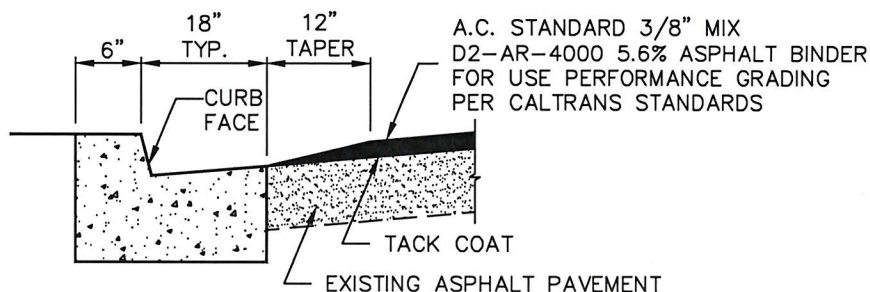


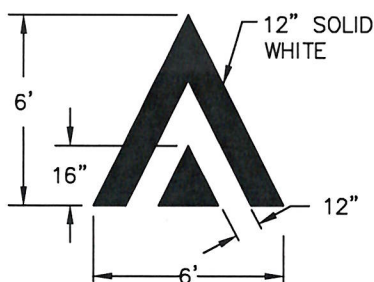
ADVANCE SIGN TO BE PLACED
AHEAD OF FIRST SPEED TABLE
FROM EACH DIRECTION



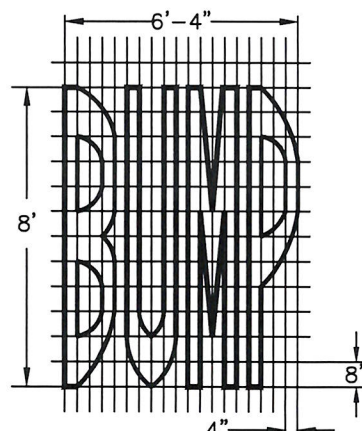
ADVANCE SIGN
NOT TO SCALE



SECTION A-A
NOT TO SCALE



MARKING DETAIL 1



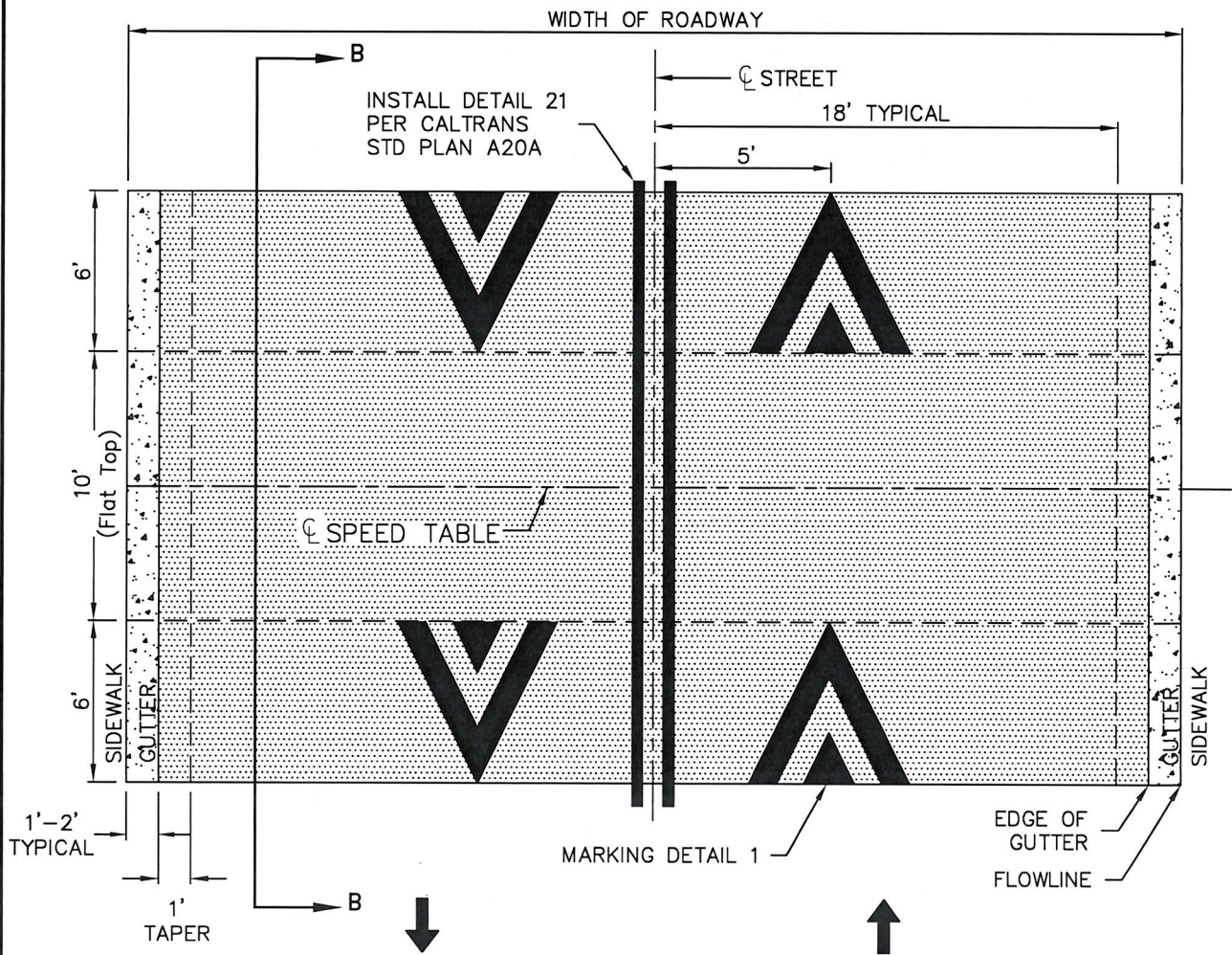
MARKING DETAIL 2

GENERAL NOTES:

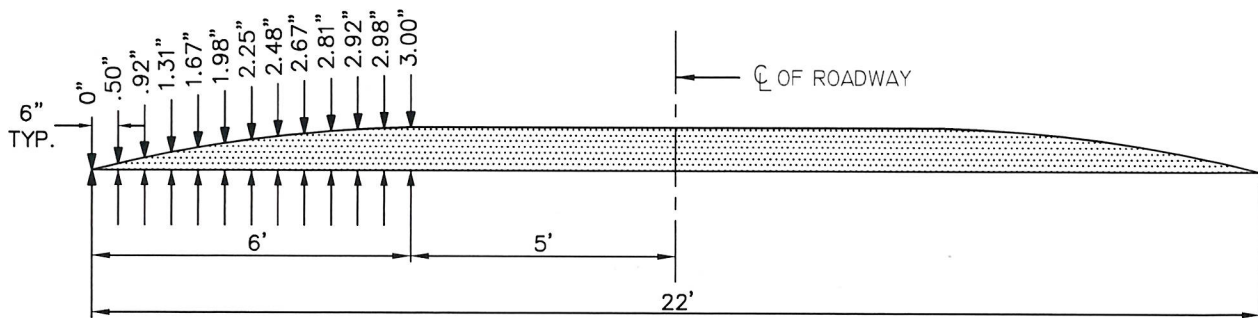
1. SPEED TABLES SHALL NOT BE PLACED OVER MANHOLES, WATER VALVES, ETC.
2. EDGE OF SPEED TABLE SHALL BE 5 FEET MINIMUM FROM EDGE OF DRIVEWAY.
3. WHENEVER POSSIBLE SPEED TABLES SHALL BE PLACED ADJACENT TO STREET LIGHTS.
4. FINISH GRADE OF ASPHALT MAY VARY BY 1/4" (HIGHER OR LOWER).
6. ALL MARKINGS SHALL BE THERMOPLASTIC.
7. ALL SIGNS SHALL BE INSTALLED PER BURBANK STANDARD PLAN BT-412-1.

CITY OF BURBANK – PUBLIC WORKS DEPARTMENT

REVIEW	INITIAL	DATE	STANDARD 3" SPEED TABLE	STANDARD PLAN
			APPROVED BY: <i>Lifan X</i>	BT-418
			CITY ENGINEER	SHEET 1 OF 2
			DATE: 7/23/25	



SPEED TABLE MARKING
NOT TO SCALE



SECTION B-B
NOT TO SCALE

CITY OF BURBANK – PUBLIC WORKS DEPARTMENT

REVIEW	INITIAL	DATE	STANDARD 3" SPEED TABLE	STANDARD PLAN BT-418 SHEET 2 OF 2
			APPROVED BY: <i>Lifan Xu</i> CITY ENGINEER	7/23/25 DATE